



Officials: Thomas Nunez, Frank Harvey III, Robert Lehigh

South Carolina - 73

Record: 4-0

NO.	Name	F	Min	FG			3P			FT			Rebounds			Fouls		TP	AS	TO	ST	Blocks		+/-
				M-A	M-A	M-A	OR	DR	TOT	PF	FD	OR	DR	TOT	BS	BA								
2	B.J. Mack	F	15:59	2-5	0-3	0-0	0	1	1	4	1	4	1	4	1	4	0	0	0	0	0	0	0	
4	Stephen Clark	F	11:16	1-1	0-0	0-0	0	2	2	2	3	2	2	0	0	0	1	0	9					
10	Myles Stute	F	29:36	3-7	1-3	0-0	0	5	5	1	1	7	1	2	0	0	0	-5						
5	Meechie Johnson	G	28:47	8-16	1-7	7-11	2	3	5	5	5	24	1	1	2	0	0	6						
55	Ta'lon Cooper	G	31:27	2-6	1-2	4-6	3	4	7	1	4	9	5	2	2	0	1	0						
1	Jacobi Wright		24:27	2-5	0-2	2-2	0	3	3	2	3	6	2	2	0	0	0	3						
31	Benjamin Bosmans-Verdonk		08:19	1-1	0-0	1-2	1	1	2	5	1	3	0	3	0	0	0	2						
12	Zachary Davis		18:46	3-6	2-3	2-4	1	2	3	1	2	10	0	2	1	0	1	2						
15	Morris Ugusuk		16:11	0-1	0-1	0-0	0	0	0	0	0	0	0	1	0	1	0	5						
33	Josh Gray		15:11	2-3	0-0	4-9	1	6	7	3	5	8	0	0	1	1	1	3						
Team							1	2	3			0		0										
Totals				24-51	5-21	20-34	9	29	38	24	25	73	12	17	6	3	3	5						

Shooting By Period		
1st FG%	15-26	57.7%
3PT%	3-9	33.3%
FT%	8-15	53.3%
2nd FG%	9-25	36.0%
3PT%	2-12	16.7%
FT%	12-19	63.2%
GM FG%	24-51	47.1%
3PT%	5-21	23.8%
FT%	20-34	58.8%

Dead Ball Rebounds: 9, 0

Technical Fouls: NONE

DePaul - 68

Record: 1-3

NO.	Name	F	Min	FG			3P			FT			Rebounds			Fouls		TP	AS	TO	ST	Blocks		+/-
				M-A	M-A	M-A	OR	DR	TOT	PF	FD	OR	DR	TOT	BS	BA								
21	Da'Sean Nelson	F	14:22	3-10	0-2	2-5	1	2	3	4	6	8	2	0	0	0	0	0	0	0	0	0		
25	Jeremiah Oden	F	33:15	3-10	0-2	1-2	0	3	3	3	2	7	0	0	1	1	0	-11						
2	Chico Carter, Jr.	G	36:42	8-13	1-3	7-9	2	4	6	1	7	24	2	1	0	0	1	-2						
22	Elijah Fisher	G	35:42	1-3	1-1	2-2	1	1	2	3	2	5	2	2	1	0	0	0						
23	Caleb Murphy	G	20:60	3-4	0-0	2-2	0	3	3	5	1	8	2	0	0	0	0	-2						
5	Churchill Abass		18:19	2-4	0-0	0-0	0	4	4	4	1	4	1	2	1	2	1	-8						
10	Jaden Henley		15:53	1-5	0-1	2-2	0	0	0	3	3	4	2	2	0	0	1	1						
4	K.T. Raimy		17:16	2-6	2-6	2-2	0	4	4	2	1	8	0	4	1	0	0	-2						
11	Keyondre Young		07:31	0-1	0-1	0-0	0	0	0	1	1	0	0	1	1	0	0	-1						
Team							2	2	4			0		1										
Totals				23-56	4-16	18-24	6	23	29	26	24	68	11	13	5	3	3	-5						

Shooting By Period		
1st FG%	10-26	38.5%
3PT%	2-7	28.6%
FT%	10-14	71.4%
2nd FG%	13-30	43.3%
3PT%	2-9	22.2%
FT%	8-10	80%
GM FG%	23-56	41.1%
3PT%	4-16	25.0%
FT%	18-24	75.0%

Dead Ball Rebounds: 4, 0

Technical Fouls: Murphy 1st 8:50

	USC	DPU
Biggest lead	14 (1st 10:04)	0 (1st 20:00)
Best Scoring Run	5 (1st 17:23)	5 (2nd 7:09)
Lead Changes	0	
Times Tied	1	
Time with Lead	38:53	00:00

Points from	USC	DPU
Turnovers	13	14
Paint	30	36
Second Chance	13	8
Fast Breaks	6	6
Bench	27	16

	Period by Period Scoring		
	1st	2nd	TOT
USC	41	32	73
DPU	32	36	68



Period 1

Quarter Starters:

DPU	2 Carter, Jr. C	21 Nelson D	22 Fisher E	23 Murphy C	25 Oden J
USC	2 Mack B	4 Clark S	5 Johnson M	10 Stute M	55 Cooper T

Game Time	DPU	Score	Diff	USC
20:00	21 NELSON D jumpball lost			4 CLARK S jumpball won
19:39		0-2	-2	5 JOHNSON M 2pt FG in the paint, layup made (2)
19:27	25 ODEN J foul drawn (1)			4 CLARK S foul shooting (1 - 1)
19:27	25 ODEN J free throw 1 - 2 missed			
19:27	offensive dead ball rebound (1)			
19:27	25 ODEN J free throw 2 - 2 made (1)	1-2	-1	
19:07		1-4	-3	2 MACK B 2pt FG outside the paint, jump shot made (2)
19:07				55 COOPER T assist (1)
18:32	2 CARTER, JR. C 2pt FG in the paint, layup made (2)	3-4	-1	
18:32	2 CARTER, JR. C foul drawn (1)			4 CLARK S foul shooting (2 - 2)
18:32	2 CARTER, JR. C free throw 1 - 1 made (3)	4-4	0	
18:20				5 JOHNSON M 2pt FG in the paint, layup missed
18:17	21 NELSON D defensive rebound (1)			
18:16	2 CARTER, JR. C 3pt FG , jump shot missed			
18:12				defensive rebound (1)
17:59	23 MURPHY C foul personal (1 - 1)			4 CLARK S foul drawn (1)
17:57				10 STUTE M 2pt FG outside the paint, jump shot missed
17:55				55 COOPER T offensive rebound (1)
17:46		4-7	-3	10 STUTE M 3pt FG second chance, jump shot made (3)
17:46				4 CLARK S assist (1)
17:34	21 NELSON D 3pt FG , jump shot missed			
17:31				2 MACK B defensive rebound (1)
17:25				10 STUTE M 3pt FG , jump shot missed
17:24				offensive rebound (4)
17:24	21 NELSON D foul personal (1 - 2)			4 CLARK S foul drawn (2)
17:24				4 CLARK S substitution out
17:24				1 WRIGHT J substitution in
17:23		4-9	-5	5 JOHNSON M 2pt FG second chance in the paint, layup made (4)
17:23				55 COOPER T assist (2)
17:02	21 NELSON D 2pt FG in the paint, jump shot made (2)	6-9	-3	
17:02	22 FISHER E assist (1)			
17:02	21 NELSON D foul drawn (1)			2 MACK B foul shooting (1 - 3)
17:02				2 MACK B substitution out
17:02				31 BOSMANS-VERDONK B substitution in
17:02	21 NELSON D free throw 1 - 1 missed			
17:00				1 WRIGHT J defensive rebound (1)
16:52				5 JOHNSON M 3pt FG , jump shot missed
16:50	23 MURPHY C defensive rebound (1)			
16:50	21 NELSON D foul drawn (2)			31 BOSMANS-VERDONK B foul personal (1 - 4)
16:50	21 NELSON D substitution out			
16:50	23 MURPHY C substitution out			
16:50	5 ABASS C substitution in			



South Carolina at DePaul

11/17/23 Desert Diamond Arena, Glendale
2023-24 Men's Basketball

Game Time: 9:30 PM
Game Duration: 2:07
Attendance: 3,214

Officials: Thomas Nunez, Frank Harvey III, Robert Lehigh

Game Time	DPU	Score	Diff	USC
16:50	10 HENLEY J substitution in			
16:37	10 HENLEY J turnover lost ball (1)			5 JOHNSON M steal (1)
16:32		6-12	-6	5 JOHNSON M 3pt FG fast break from turnover, jump shot made (7)
16:32				1 WRIGHT J assist (1)
16:00	5 ABASS C turnover out of bounds (1)			
16:00	25 ODEN J substitution out			
16:00	21 NELSON D substitution in			
15:35		6-14	-8	5 JOHNSON M 2pt FG from turnover outside the paint, jump shot made (9)
15:03	21 NELSON D 3pt FG , jump shot missed			
15:00				5 JOHNSON M defensive rebound (1)
14:58				31 BOSMANS-VERDONK B turnover lost ball (1)
14:58	2 CARTER, JR. C substitution out			
14:58	4 RAIMEY K substitution in			
14:58				5 JOHNSON M substitution out
14:58				12 DAVIS Z substitution in
14:43	10 HENLEY J 2pt FG from turnover in the paint, layup made (2)	8-14	-6	
14:27				55 COOPER T 2pt FG in the paint, layup missed
14:25				55 COOPER T offensive rebound (2)
14:25				55 COOPER T turnover travel (1)
14:25	5 ABASS C substitution out			
14:25	25 ODEN J substitution in			
14:25				55 COOPER T substitution out
14:25				15 UGUSUK M substitution in
14:00	25 ODEN J 2pt FG from turnover in the paint, layup missed			
13:58				31 BOSMANS-VERDONK B defensive rebound (1)
13:48	4 RAIMEY K foul personal (1 - 3)			1 WRIGHT J foul drawn (1)
13:48				31 BOSMANS-VERDONK B substitution out
13:48				2 MACK B substitution in
13:45	10 HENLEY J foul drawn (1)			1 WRIGHT J foul offensive (1 - 5)
13:45				1 WRIGHT J turnover offensive (1)
13:33	21 NELSON D 2pt FG from turnover outside the paint, jump shot missed			
13:30				10 STUTE M defensive rebound (1)
13:20	21 NELSON D foul drawn (3)			2 MACK B foul offensive (2 - 6)
13:20				2 MACK B turnover offensive (1)
13:20				10 STUTE M substitution out
13:20				4 CLARK S substitution in
13:06	21 NELSON D 2pt FG from turnover in the paint, layup missed			
13:04				4 CLARK S defensive rebound (1)
13:04	21 NELSON D foul personal (2 - 4)			4 CLARK S foul drawn (3)
13:04	21 NELSON D substitution out			
13:04	5 ABASS C substitution in			
13:04				2 MACK B substitution out
13:04				33 GRAY J substitution in
12:49		8-17	-9	12 DAVIS Z 3pt FG , jump shot made (3)
12:30	25 ODEN J 2pt FG in the paint, layup missed			
12:28				33 GRAY J defensive rebound (1)
12:05	5 ABASS C foul shooting (1 - 5)			33 GRAY J foul drawn (1)



South Carolina at DePaul

11/17/23 Desert Diamond Arena, Glendale
2023-24 Men's Basketball

Game Time: 9:30 PM
Game Duration: 2:07
Attendance: 3,214

Officials: Thomas Nunez, Frank Harvey III, Robert Lehigh

Game Time	DPU	Score	Diff	USC
12:05		8-18	-10	33 GRAY J free throw 1 - 2 made (1)
12:05	10 HENLEY J substitution out			
12:05	23 MURPHY C substitution in			
12:05				1 WRIGHT J substitution out
12:05				5 JOHNSON M substitution in
12:05		8-19	-11	33 GRAY J free throw 2 - 2 made (2)
11:50	25 ODEN J 2pt FG outside the paint, jump shot missed			
11:46				12 DAVIS Z defensive rebound (1)
11:40				12 DAVIS Z turnover travel (1)
11:40				Timeout media
11:40	22 FISHER E substitution out			
11:40	2 CARTER, JR. C substitution in			
11:27	5 ABASS C 2pt FG from turnover in the paint, jump shot blocked			
11:27				4 CLARK S block (1)
11:23				33 GRAY J defensive rebound (2)
11:16	5 ABASS C foul shooting (2 - 6)			33 GRAY J foul drawn (2)
11:16				33 GRAY J free throw 1 - 2 missed
11:16				offensive dead ball rebound (1)
11:16				33 GRAY J free throw 2 - 2 missed
11:16	4 RAIMEY K defensive rebound (1)			
11:01	23 MURPHY C 2pt FG in the paint, jump shot made (2)	10-19	-9	
10:41		10-21	-11	5 JOHNSON M 2pt FG outside the paint, jump shot made (11)
10:19	4 RAIMEY K 3pt FG , jump shot missed			
10:16				33 GRAY J defensive rebound (3)
10:04		10-23	-13	5 JOHNSON M 2pt FG in the paint, floating jump shot made (13)
10:04	23 MURPHY C foul shooting (2 - 7)			5 JOHNSON M foul drawn (1)
10:04	5 ABASS C substitution out			
10:04	21 NELSON D substitution in			
10:04	4 RAIMEY K substitution out			
10:04	22 FISHER E substitution in			
10:04				33 GRAY J substitution out
10:04				31 BOSMANS-VERDONK B substitution in
10:04		10-24	-14	5 JOHNSON M free throw 1 - 1 made (14)
09:49	2 CARTER, JR. C foul drawn (2)			31 BOSMANS-VERDONK B foul shooting (2 - 7)
09:49	2 CARTER, JR. C free throw 1 - 2 missed			
09:49	offensive dead ball rebound (2)			
09:49	21 NELSON D substitution out			
09:49	11 YOUNG K substitution in			
09:49				12 DAVIS Z substitution out
09:49				15 UGUSUK M substitution out
09:49				10 STUTE M substitution in
09:49				55 COOPER T substitution in
09:49	2 CARTER, JR. C free throw 2 - 2 made (4)	11-24	-13	
09:35	25 ODEN J steal (1)			31 BOSMANS-VERDONK B turnover bad pass (2)
09:31	23 MURPHY C foul drawn (1)			31 BOSMANS-VERDONK B foul personal (3 - 8)
09:31	23 MURPHY C 1&1 free throw 1 made (3)	12-24	-12	
09:31	23 MURPHY C 1&1 free throw 2 made (4)	13-24	-11	
09:07		13-26	-13	10 STUTE M 2pt FG in the paint, driving layup made (5)
08:53	2 CARTER, JR. C 3pt FG , jump shot made (7)	16-26	-10	



South Carolina at DePaul

11/17/23 Desert Diamond Arena, Glendale
2023-24 Men's Basketball

Game Time: 9:30 PM
Game Duration: 2:07
Attendance: 3,214

Officials: Thomas Nunez, Frank Harvey III, Robert Lehigh

Game Time	DPU	Score	Diff	USC
08:53	23 MURPHY C assist (1)			
08:50	23 MURPHY C foul class A technical (3 - 8)			
08:50				5 JOHNSON M free throw fast break 1 - 2 missed
08:50				offensive dead ball rebound (2)
08:50				5 JOHNSON M free throw fast break 2 - 2 missed
08:50				offensive dead ball rebound (3)
08:50	23 MURPHY C substitution out			
08:50	4 RAIMEY K substitution in			
08:50				4 CLARK S substitution out
08:50				31 BOSMANS-VERDONK B substitution out
08:50				1 WRIGHT J substitution in
08:50				33 GRAY J substitution in
08:33		16-28	-12	33 GRAY J 2pt FG in the paint, dunk, made (4)
08:33				10 STUTE M assist (1)
08:13	25 ODEN J 3pt FG , jump shot missed			
08:10				5 JOHNSON M defensive rebound (2)
08:03				1 WRIGHT J 3pt FG , jump shot missed
07:58				5 JOHNSON M offensive rebound (3)
07:56		16-30	-14	55 COOPER T 2pt FG second chance in the paint, layup made (2)
07:56				5 JOHNSON M assist (1)
07:56	Timeout 30 Sec			
07:56	Timeout media			
07:31	11 YOUNG K substitution out			
07:31	21 NELSON D substitution in			
07:31	22 FISHER E 2pt FG in the paint, layup missed			
07:31	2 CARTER, JR. C offensive rebound (1)			
07:31	2 CARTER, JR. C foul drawn (3)			5 JOHNSON M foul shooting (1 - 9)
07:31	2 CARTER, JR. C free throw 1 - 2 made (8)	17-30	-13	
07:31	2 CARTER, JR. C free throw 2 - 2 made (9)	18-30	-12	
07:18	21 NELSON D foul personal (3 - 9)			33 GRAY J foul drawn (3)
07:18		18-31	-13	33 GRAY J 1&1 free throw 1 made (5)
07:18	21 NELSON D substitution out			
07:18	5 ABASS C substitution in			
07:18				33 GRAY J 1&1 free throw 2 missed
07:16	5 ABASS C defensive rebound (1)			
07:03	4 RAIMEY K 3pt FG , jump shot made (3)	21-31	-10	
07:03	5 ABASS C assist (1)			
06:47	4 RAIMEY K steal (1)			1 WRIGHT J turnover lost ball (2)
06:42	4 RAIMEY K turnover lost ball (1)			33 GRAY J steal (1)
06:33		21-33	-12	10 STUTE M 2pt FG from turnover in the paint, layup made (7)
06:33				55 COOPER T assist (3)
06:13	4 RAIMEY K turnover travel (2)			
06:13	4 RAIMEY K substitution out			
06:13	25 ODEN J substitution out			
06:13	10 HENLEY J substitution in			
06:13	11 YOUNG K substitution in			
06:13				5 JOHNSON M substitution out
06:13				33 GRAY J substitution out



South Carolina at DePaul

11/17/23 Desert Diamond Arena, Glendale
2023-24 Men's Basketball

Game Time: 9:30 PM
Game Duration: 2:07
Attendance: 3,214

Officials: Thomas Nunez, Frank Harvey III, Robert Lehigh

Game Time	DPU	Score	Diff	USC
06:13				2 MACK B substitution in
06:13				12 DAVIS Z substitution in
06:00	11 YOUNG K foul shooting (1 - 10)			12 DAVIS Z foul drawn (1)
06:00				12 DAVIS Z free throw 1 - 2 missed
06:00				offensive dead ball rebound (4)
06:00				12 DAVIS Z free throw 2 - 2 missed
05:58	5 ABASS C defensive rebound (2)			
05:45	22 FISHER E 2pt FG outside the paint, jump shot missed			
05:41				12 DAVIS Z defensive rebound (2)
05:34				1 WRIGHT J 2pt FG in the paint, jump shot missed
05:30	2 CARTER, JR. C defensive rebound (2)			
05:20	2 CARTER, JR. C 2pt FG in the paint, layup made (11)	23-33	-10	
05:20	10 HENLEY J assist (1)			
05:00				10 STUTE M turnover bad pass (1)
04:51	10 HENLEY J foul offensive (1 - 11)			1 WRIGHT J foul drawn (2)
04:51	10 HENLEY J turnover offensive (2)			
04:41				2 MACK B 3pt FG from turnover, jump shot missed
04:36	2 CARTER, JR. C defensive rebound (3)			
04:23	22 FISHER E turnover dribbling violation (1)			
04:23	5 ABASS C substitution out			
04:23	25 ODEN J substitution in			
04:23				1 WRIGHT J substitution out
04:23				12 DAVIS Z substitution out
04:23				5 JOHNSON M substitution in
04:23				15 UGUSUK M substitution in
04:11		23-35	-12	2 MACK B 2pt FG from turnover in the paint, layup made (4)
04:11				55 COOPER T assist (4)
03:59	2 CARTER, JR. C foul drawn (4)			55 COOPER T foul personal (1 - 10)
03:59	Timeout media			
03:59	11 YOUNG K substitution out			
03:59	5 ABASS C substitution in			
03:59	2 CARTER, JR. C free throw 1 - 2 missed			
03:59	offensive dead ball rebound (3)			
03:59	2 CARTER, JR. C free throw 2 - 2 made (12)	24-35	-11	
03:48	5 ABASS C steal (1)			55 COOPER T turnover bad pass (2)
03:43	5 ABASS C 2pt FG fast break from turnover in the paint, dunk, made (2)	26-35	-9	
03:29	10 HENLEY J foul personal (2 - 12)			55 COOPER T foul drawn (1)
03:29		26-36	-10	55 COOPER T free throw 1 - 2 made (3)
03:29		26-37	-11	55 COOPER T free throw 2 - 2 made (4)
03:18	22 FISHER E foul offensive (1 - 13)			55 COOPER T foul drawn (2)
03:18	22 FISHER E turnover offensive (2)			
03:03	5 ABASS C foul drawn (1)			2 MACK B foul offensive (3 - 11)
03:03				2 MACK B turnover offensive (2)
03:03				2 MACK B substitution out
03:03				33 GRAY J substitution in
02:47	5 ABASS C 2pt FG from turnover in the paint, layup missed			
02:45	offensive rebound (9)			
02:36	25 ODEN J 2pt FG from turnover second chance in the paint, layup made (3)	28-37	-9	



Official Basketball Play by Play - First Half

South Carolina at DePaul

11/17/23 Desert Diamond Arena, Glendale
2023-24 Men's Basketball

Game Time: 9:30 PM

Game Duration: 2:07

Attendance: 3,214

Officials: Thomas Nunez, Frank Harvey III, Robert Lehigh

Game Time	DPU	Score	Diff	USC
02:16				33 GRAY J 2pt FG in the paint, layup blocked
02:16	5 ABASS C block (1)			
02:12	2 CARTER, JR. C defensive rebound (4)			
01:56	2 CARTER, JR. C 2pt FG in the paint, jump shot made (14)	30-37	-7	
01:35		30-39	-9	5 JOHNSON M 2pt FG in the paint, layup made (16)
01:16	10 HENLEY J 2pt FG in the paint, jump shot missed			
01:12				10 STUTE M defensive rebound (2)
01:07	22 FISHER E foul personal (2 - 14)			5 JOHNSON M foul drawn (2)
01:07		30-40	-10	5 JOHNSON M free throw 1 - 2 made (17)
01:07				10 STUTE M substitution out
01:07				55 COOPER T substitution out
01:07				1 WRIGHT J substitution in
01:07				12 DAVIS Z substitution in
01:07		30-41	-11	5 JOHNSON M free throw 2 - 2 made (18)
00:45	10 HENLEY J foul drawn (2)			5 JOHNSON M foul personal (2 - 12)
00:45	10 HENLEY J free throw 1 - 2 made (3)	31-41	-10	
00:45	10 HENLEY J free throw 2 - 2 made (4)	32-41	-9	
00:42				Timeout 30 Sec
00:38				12 DAVIS Z substitution out
00:38				10 STUTE M substitution in
00:38				10 STUTE M 3pt FG , jump shot missed
00:32	25 ODEN J defensive rebound (1)			
00:10	10 HENLEY J 2pt FG outside the paint, jump shot blocked			
00:10				33 GRAY J block (1)
00:10	offensive rebound (12)			
00:06	turnover shot clock (8)			
00:02				5 JOHNSON M 3pt FG from turnover, jump shot missed
00:01	5 ABASS C defensive rebound (3)			
END OF PERIOD				
DPU 32-41 USC				



South Carolina at DePaul

11/17/23 Desert Diamond Arena, Glendale
2023-24 Men's Basketball

Game Time: 9:30 PM
Game Duration: 2:07
Attendance: 3,214

Officials: Thomas Nunez, Frank Harvey III, Robert Lehigh

South Carolina - 41

NO.	Name	F	Min	FG			Rebounds			Fouls		TP	AS	TO	ST	Blocks		+/-
				M-A	M-A	M-A	OR	DR	TOT	PF	FD					BS	BA	
2	B.J. Mack	F	06:52	2-3	0-1	0-0	0	1	1	3	0	4	0	2	0	0	0	2
4	Stephen Clark	F	07:06	0-0	0-0	0-0	0	1	1	2	3	0	1	0	0	1	0	7
10	Myles Stute	F	16:01	3-6	1-3	0-0	0	2	2	0	0	7	1	1	0	0	0	2
5	Meechie Johnson	G	15:17	7-10	1-3	3-5	1	2	3	2	2	18	1	0	1	0	0	9
55	Ta'lon Cooper	G	14:17	1-2	0-0	2-2	2	0	2	1	2	4	4	2	0	0	0	2
1	Jacobi Wright		10:53	0-2	0-1	0-0	0	1	1	1	2	0	1	2	0	0	0	6
31	Benjamin Bosmans-Verdonk		04:28	0-0	0-0	0-0	0	1	1	3	0	0	0	2	0	0	0	0
12	Zachary Davis		07:27	1-1	1-1	0-2	0	2	2	0	1	3	0	1	0	0	0	3
15	Morris Ugusuk		08:59	0-0	0-0	0-0	0	0	0	0	0	0	0	0	0	0	0	7
33	Josh Gray		08:40	1-2	0-0	3-6	0	3	3	0	3	5	0	0	1	1	1	7
Team							1	1	2			0		0				
Totals				15-26	3-9	8-15	4	14	18	12	13	41	8	10	2	2	1	9

Shooting By Period		
1st FG%	15-26	57.7%
3PT%	3-9	33.3%
FT%	8-15	53.3%
GM FG%	15-26	57.7%
3PT%	3-9	33.3%
FT%	8-15	53.3%

Dead Ball Rebounds: 4, 0

Technical Fouls: NONE

DePaul - 32

NO.	Name	F	Min	FG			Rebounds			Fouls		TP	AS	TO	ST	Blocks		+/-
				M-A	M-A	M-A	OR	DR	TOT	PF	FD					BS	BA	
21	Da'Sean Nelson	F	06:34	1-5	0-2	0-1	0	1	1	3	3	2	0	0	0	0	0	-3
25	Jeremiah Oden	F	16:35	1-5	0-1	1-2	0	1	1	0	1	3	0	0	1	0	0	-11
2	Chico Carter, Jr.	G	16:42	4-5	1-2	5-7	1	3	4	0	4	14	0	0	0	0	0	-6
22	Elijah Fisher	G	18:24	0-2	0-0	0-0	0	0	0	2	0	0	1	2	0	0	0	-7
23	Caleb Murphy	G	06:25	1-1	0-0	2-2	0	1	1	3	1	4	1	0	0	0	0	-3
5	Churchill Abass		12:19	1-3	0-0	0-0	0	3	3	2	1	2	1	1	1	1	1	-4
10	Jaden Henley		10:58	1-3	0-0	2-2	0	0	0	2	2	4	1	2	0	0	1	-4
4	K.T. Raimy		07:31	1-2	1-2	0-0	0	1	1	1	0	3	0	2	1	0	0	-7
11	Keyondre Young		04:32	0-0	0-0	0-0	0	0	0	1	0	0	0	0	0	0	0	0
Team							2	0	2			0		1				
Totals				10-26	2-7	10-14	3	10	13	14	12	32	4	8	3	1	2	-9

Shooting By Period		
1st FG%	10-26	38.5%
3PT%	2-7	28.6%
FT%	10-14	71.4%
GM FG%	10-26	38.5%
3PT%	2-7	28.6%
FT%	10-14	71.4%

Dead Ball Rebounds: 3, 0

Technical Fouls: Murphy 1st 8:50

	USC	DPU
Biggest lead	14 (1st 10:04)	0 (1st 20:00)
Best Scoring Run	5 (1st 17:23)	4 (1st 1:56)
Lead Changes	0	
Times Tied	1	
Time with Lead	18:53	00:00

Points from	USC	DPU
Turnovers	9	8
Paint	18	16
Second Chance	7	4
Fast Breaks	3	4
Bench	8	9

	Period by Period Scoring		
	1st	2nd	TOT
USC	41	32	73
DPU	32	36	68



South Carolina at DePaul

11/17/23 Desert Diamond Arena, Glendale
2023-24 Men's Basketball

Game Time: 9:30 PM
Game Duration: 2:07
Attendance: 3,214

Officials: Thomas Nunez, Frank Harvey III, Robert Lehigh

Period 2

Quarter Starters:

DPU	2 Carter, Jr. C	21 Nelson D	22 Fisher E	23 Murphy C	25 Oden J
USC	2 Mack B	4 Clark S	5 Johnson M	10 Stute M	55 Cooper T

Game Time	DPU	Score	Diff	USC
20:00	5 ABASS C substitution out			
20:00	10 HENLEY J substitution out			
20:00	21 NELSON D substitution in			
20:00	23 MURPHY C substitution in			
20:00				1 WRIGHT J substitution out
20:00				15 UGUSUK M substitution out
20:00				33 GRAY J substitution out
20:00				2 MACK B substitution in
20:00				4 CLARK S substitution in
20:00				55 COOPER T substitution in
19:45	21 NELSON D 2pt FG in the paint, layup made (4)	34-41	-7	
19:24	25 ODEN J foul shooting (1 - 1)			5 JOHNSON M foul drawn (3)
19:24		34-42	-8	5 JOHNSON M free throw 1 - 2 made (19)
19:24		34-43	-9	5 JOHNSON M free throw 2 - 2 made (20)
19:13	2 CARTER, JR. C 3pt FG , jump shot missed			
19:11				defensive rebound (19)
19:11	21 NELSON D foul personal (4 - 2)			10 STUTE M foul drawn (1)
19:11	21 NELSON D substitution out			
19:11	5 ABASS C substitution in			
19:00	22 FISHER E steal (1)			10 STUTE M turnover lost ball (2)
18:43	5 ABASS C foul offensive (3 - 3)			2 MACK B foul drawn (1)
18:43	5 ABASS C turnover offensive (2)			
18:29				2 MACK B 3pt FG from turnover, jump shot missed
18:24				5 JOHNSON M offensive rebound (4)
18:22				5 JOHNSON M 3pt FG from turnover second chance, jump shot missed
18:19	25 ODEN J defensive rebound (2)			
18:00	23 MURPHY C 2pt FG in the paint, jump shot missed			
17:57				4 CLARK S defensive rebound (2)
17:43		34-45	-11	5 JOHNSON M 2pt FG in the paint, layup made (22)
17:43				4 CLARK S assist (2)
17:15	25 ODEN J 2pt FG outside the paint, jump shot missed			
17:11				55 COOPER T defensive rebound (3)
16:51				5 JOHNSON M 3pt FG , jump shot missed
16:48	5 ABASS C defensive rebound (4)			
16:41	2 CARTER, JR. C 2pt FG in the paint, layup made (16)	36-45	-9	
16:24		36-47	-11	4 CLARK S 2pt FG in the paint, layup made (2)
16:24				55 COOPER T assist (5)
16:08	25 ODEN J 3pt FG , jump shot missed			
16:04				10 STUTE M defensive rebound (3)
15:50				2 MACK B turnover travel (3)
15:50	Timeout media			
15:50				4 CLARK S substitution out



South Carolina at DePaul

11/17/23 Desert Diamond Arena, Glendale
2023-24 Men's Basketball

Game Time: 9:30 PM
Game Duration: 2:07
Attendance: 3,214

Officials: Thomas Nunez, Frank Harvey III, Robert Lehigh

Game Time	DPU	Score	Diff	USC
15:50				5 JOHNSON M substitution out
15:50				1 WRIGHT J substitution in
15:50				12 DAVIS Z substitution in
15:33	5 ABASS C 2pt FG from turnover in the paint, layup made (4)	38-47	-9	
15:33	22 FISHER E assist (2)			
15:10		38-50	-12	55 COOPER T 3pt FG , jump shot made (7)
15:10				2 MACK B assist (1)
14:49				10 STUTE M substitution out
14:49				15 UGUSUK M substitution in
14:45	23 MURPHY C 2pt FG outside the paint, jump shot made (6)	40-50	-10	
14:26		40-53	-13	12 DAVIS Z 3pt FG , jump shot made (6)
14:26				1 WRIGHT J assist (2)
14:06	2 CARTER, JR. C 2pt FG in the paint, layup made (18)	42-53	-11	
13:57	22 FISHER E foul drawn (1)			2 MACK B foul offensive (4 - 1)
13:57				2 MACK B turnover offensive (4)
13:57	5 ABASS C substitution out			
13:57	11 YOUNG K substitution in			
13:57				2 MACK B substitution out
13:57				31 BOSMANS-VERDONK B substitution in
13:44	25 ODEN J foul drawn (2)			12 DAVIS Z foul personal (1 - 2)
13:39	11 YOUNG K turnover bad pass (1)			12 DAVIS Z steal (1)
13:36		42-55	-13	12 DAVIS Z 2pt FG fast break from turnover in the paint, dunk, made (8)
13:15	25 ODEN J 2pt FG in the paint, dunk, made (5)	44-55	-11	
13:15	2 CARTER, JR. C assist (1)			
12:54	22 FISHER E foul shooting (3 - 4)			31 BOSMANS-VERDONK B foul drawn (1)
12:54				31 BOSMANS-VERDONK B free throw 1 - 2 missed
12:54				offensive dead ball rebound (5)
12:54	22 FISHER E substitution out			
12:54	4 RAIMEY K substitution in			
12:54		44-56	-12	31 BOSMANS-VERDONK B free throw 2 - 2 made (1)
12:41	2 CARTER, JR. C turnover lost ball (1)			55 COOPER T steal (1)
12:29				12 DAVIS Z 3pt FG from turnover, jump shot missed
12:25				55 COOPER T offensive rebound (4)
12:24				55 COOPER T 3pt FG from turnover second chance, jump shot missed
12:18				31 BOSMANS-VERDONK B offensive rebound (2)
12:17		44-58	-14	31 BOSMANS-VERDONK B 2pt FG from turnover second chance in the paint, layup made (3)
12:05	11 YOUNG K 3pt FG , jump shot missed			
12:02				1 WRIGHT J defensive rebound (2)
11:38				55 COOPER T 2pt FG in the paint, layup missed
11:36	23 MURPHY C defensive rebound (2)			
11:33	2 CARTER, JR. C 2pt FG fast break in the paint, layup made (20)	46-58	-12	
11:33	23 MURPHY C assist (2)			
11:08	11 YOUNG K steal (1)			12 DAVIS Z turnover lost ball (2)
11:07	11 YOUNG K foul drawn (1)			31 BOSMANS-VERDONK B foul personal (4 - 3)
10:58	Timeout media			
10:58	11 YOUNG K substitution out			



South Carolina at DePaul

11/17/23 Desert Diamond Arena, Glendale
2023-24 Men's Basketball

Game Time: 9:30 PM
Game Duration: 2:07
Attendance: 3,214

Officials: Thomas Nunez, Frank Harvey III, Robert Lehigh

Game Time	DPU	Score	Diff	USC
10:58	23 MURPHY C substitution out			
10:58	5 ABASS C substitution in			
10:58	10 HENLEY J substitution in			
10:58				31 BOSMANS-VERDONK B substitution out
10:58				55 COOPER T substitution out
10:58				5 JOHNSON M substitution in
10:58				33 GRAY J substitution in
10:34	2 CARTER, JR. C 2pt FG from turnover in the paint, layup missed			
10:31	2 CARTER, JR. C offensive rebound (5)			
10:30	2 CARTER, JR. C 2pt FG from turnover second chance in the paint, layup blocked			
10:30				15 UGUSUK M block (1)
10:26				5 JOHNSON M defensive rebound (5)
10:12				12 DAVIS Z 2pt FG in the paint, dunk, blocked
10:12	5 ABASS C block (2)			
10:12				33 GRAY J offensive rebound (4)
10:12		46-60	-14	33 GRAY J 2pt FG second chance in the paint, layup made (7)
10:12	5 ABASS C foul shooting (4 - 5)			33 GRAY J foul drawn (4)
10:12	5 ABASS C substitution out			
10:12	22 FISHER E substitution in			
10:12				33 GRAY J free throw 1 - 1 missed
10:10	4 RAIMEY K defensive rebound (2)			
10:03	4 RAIMEY K turnover bad pass (3)			5 JOHNSON M steal (2)
09:59				12 DAVIS Z 2pt FG from turnover in the paint, dunk, missed
09:59	defensive rebound (19)			
09:59	10 HENLEY J foul drawn (3)			33 GRAY J foul personal (1 - 4)
09:48	10 HENLEY J 3pt FG , jump shot missed			
09:44	22 FISHER E offensive rebound (1)			
09:34	2 CARTER, JR. C foul drawn (5)			33 GRAY J foul personal (2 - 5)
09:34				12 DAVIS Z substitution out
09:34				10 STUTE M substitution in
09:22	22 FISHER E 3pt FG second chance, jump shot made (3)	49-60	-11	
09:22	10 HENLEY J assist (2)			
09:04	25 ODEN J foul shooting (2 - 6)			33 GRAY J foul drawn (5)
09:04				33 GRAY J free throw 1 - 2 missed
09:04				offensive dead ball rebound (6)
09:04		49-61	-12	33 GRAY J free throw 2 - 2 made (8)
09:04				33 GRAY J substitution out
09:04				2 MACK B substitution in
08:53	4 RAIMEY K foul drawn (1)			10 STUTE M foul shooting (1 - 6)
08:53	4 RAIMEY K free throw 1 - 2 made (4)	50-61	-11	
08:53	4 RAIMEY K free throw 2 - 2 made (5)	51-61	-10	
08:37				15 UGUSUK M 3pt FG , jump shot missed
08:33	4 RAIMEY K defensive rebound (3)			
08:27	25 ODEN J 2pt FG in the paint, layup missed			
08:25				10 STUTE M defensive rebound (4)
08:08				15 UGUSUK M turnover bad pass (1)
08:08				15 UGUSUK M substitution out
08:08				55 COOPER T substitution in



South Carolina at DePaul

11/17/23 Desert Diamond Arena, Glendale
2023-24 Men's Basketball

Game Time: 9:30 PM
Game Duration: 2:07
Attendance: 3,214

Officials: Thomas Nunez, Frank Harvey III, Robert Lehigh

Game Time	DPU	Score	Diff	USC
07:56	10 HENLEY J 2pt FG from turnover in the paint, layup missed			
07:54				55 COOPER T defensive rebound (5)
07:48				2 MACK B 3pt FG , jump shot missed
07:45	4 RAIMEY K defensive rebound (4)			
07:33	4 RAIMEY K 3pt FG , jump shot missed			
07:31				55 COOPER T defensive rebound (6)
07:24	25 ODEN J foul shooting (3 - 7)			5 JOHNSON M foul drawn (4)
07:24	Timeout media			
07:24	25 ODEN J substitution out			
07:24	21 NELSON D substitution in			
07:24				1 WRIGHT J substitution out
07:24				2 MACK B substitution out
07:24				12 DAVIS Z substitution in
07:24				33 GRAY J substitution in
07:24				33 GRAY J substitution out
07:24				2 MACK B substitution in
07:24				5 JOHNSON M free throw 1 - 2 missed
07:24				offensive dead ball rebound (7)
07:24				2 MACK B substitution out
07:24				33 GRAY J substitution in
07:24				5 JOHNSON M free throw 2 - 2 missed
07:22	22 FISHER E defensive rebound (2)			
07:09	4 RAIMEY K 3pt FG , jump shot made (8)	54-61	-7	
07:09	21 NELSON D assist (1)			
06:38				5 JOHNSON M 3pt FG , jump shot missed
06:36				12 DAVIS Z offensive rebound (3)
06:36	2 CARTER, JR. C foul shooting (1 - 8)			12 DAVIS Z foul drawn (2)
06:36		54-62	-8	12 DAVIS Z 1&1 free throw 1 made (9)
06:36		54-63	-9	12 DAVIS Z 1&1 free throw 2 made (10)
06:14	21 NELSON D 2pt FG outside the paint, jump shot missed			
06:12				33 GRAY J defensive rebound (5)
06:04	2 CARTER, JR. C foul drawn (6)			5 JOHNSON M foul offensive (3 - 7)
06:04				5 JOHNSON M turnover offensive (1)
06:04	10 HENLEY J substitution out			
06:04	23 MURPHY C substitution in			
05:51	23 MURPHY C 2pt FG from turnover in the paint, layup made (8)	56-63	-7	
05:22				5 JOHNSON M 3pt FG , jump shot missed
05:20	21 NELSON D defensive rebound (2)			
05:08	21 NELSON D foul drawn (4)			33 GRAY J foul shooting (3 - 8)
05:08	21 NELSON D free throw 1 - 2 missed			
05:08	offensive dead ball rebound (4)			
05:08				5 JOHNSON M substitution out
05:08				33 GRAY J substitution out
05:08				1 WRIGHT J substitution in
05:08				31 BOSMANS-VERDONK B substitution in
05:08	21 NELSON D free throw 2 - 2 made (5)	57-63	-6	
04:53		57-65	-8	1 WRIGHT J 2pt FG outside the paint, jump shot made (2)
04:38	4 RAIMEY K 3pt FG , jump shot missed			
04:34				10 STUTE M defensive rebound (5)



South Carolina at DePaul

11/17/23 Desert Diamond Arena, Glendale
2023-24 Men's Basketball

Game Time: 9:30 PM
Game Duration: 2:07
Attendance: 3,214

Officials: Thomas Nunez, Frank Harvey III, Robert Lehigh

Game Time	DPU	Score	Diff	USC
04:17	21 NELSON D foul drawn (5)			31 BOSMANS-VERDONK B foul offensive (5 - 9)
04:17				31 BOSMANS-VERDONK B turnover offensive (3)
04:16				31 BOSMANS-VERDONK B substitution out
04:16				2 MACK B substitution in
04:04	2 CARTER, JR. C foul drawn (7)			1 WRIGHT J foul personal (2 - 10)
04:04	2 CARTER, JR. C free throw 1 - 2 made (21)	58-65	-7	
04:04	2 CARTER, JR. C free throw 2 - 2 made (22)	59-65	-6	
04:04	21 NELSON D substitution out			
04:04	25 ODEN J substitution in			
03:54				1 WRIGHT J 3pt FG , jump shot missed
03:52	25 ODEN J defensive rebound (3)			
03:48	4 RAIMEY K 3pt FG , jump shot missed			
03:44				55 COOPER T defensive rebound (7)
03:40				Timeout 30 Sec
03:40	Timeout media			
03:40	4 RAIMEY K substitution out			
03:40	21 NELSON D substitution in			
03:40				12 DAVIS Z substitution out
03:40				5 JOHNSON M substitution in
03:27		59-67	-8	1 WRIGHT J 2pt FG in the paint, layup made (4)
03:10	21 NELSON D 2pt FG in the paint, layup made (7)	61-67	-6	
03:10	2 CARTER, JR. C assist (2)			
02:52				55 COOPER T 2pt FG outside the paint, jump shot blocked
02:52	25 ODEN J block (1)			
02:52	defensive rebound (26)			
02:52	Timeout media			
02:52				2 MACK B substitution out
02:52				33 GRAY J substitution in
02:38	21 NELSON D 2pt FG in the paint, layup missed			
02:36	21 NELSON D offensive rebound (3)			
02:35	21 NELSON D foul drawn (6)			5 JOHNSON M foul shooting (4 - 11)
02:35	21 NELSON D free throw 1 - 2 made (8)	62-67	-5	
02:35	21 NELSON D free throw 2 - 2 missed			
02:33				1 WRIGHT J defensive rebound (3)
02:22	23 MURPHY C foul personal (4 - 9)			5 JOHNSON M foul drawn (5)
02:22		62-68	-6	5 JOHNSON M 1&1 free throw 1 made (23)
02:22		62-69	-7	5 JOHNSON M 1&1 free throw 2 made (24)
02:02	25 ODEN J 2pt FG in the paint, layup made (7)	64-69	-5	
02:02	21 NELSON D assist (2)			
01:39				10 STUTE M 2pt FG in the paint, jump shot missed
01:36	23 MURPHY C defensive rebound (3)			
01:29	2 CARTER, JR. C 2pt FG in the paint, jump shot missed			
01:27				33 GRAY J defensive rebound (6)
01:19				Timeout 60 Sec
01:19				10 STUTE M substitution out
01:19				12 DAVIS Z substitution in
01:01				5 JOHNSON M 2pt FG in the paint, layup missed
00:58	2 CARTER, JR. C defensive rebound (6)			
00:46	Timeout 60 Sec			



South Carolina at DePaul

11/17/23 Desert Diamond Arena, Glendale
2023-24 Men's Basketball

Game Time: 9:30 PM
Game Duration: 2:07
Attendance: 3,214

Officials: Thomas Nunez, Frank Harvey III, Robert Lehigh

Game Time	DPU	Score	Diff	USC
00:35	21 NELSON D 2pt FG in the paint, jump shot missed			
00:33				33 GRAY J defensive rebound (7)
00:31	23 MURPHY C foul personal (5 - 10)			55 COOPER T foul drawn (3)
00:31	23 MURPHY C substitution out			
00:31	4 RAIMEY K substitution in			
00:31				33 GRAY J substitution out
00:31				15 UGUSUK M substitution in
00:31				55 COOPER T free throw fast break 1 - 2 missed
00:31				offensive dead ball rebound (8)
00:31		64-70	-6	55 COOPER T free throw fast break 2 - 2 made (8)
00:22	2 CARTER, JR. C 2pt FG in the paint, jump shot made (24)	66-70	-4	
00:20	4 RAIMEY K foul personal (2 - 11)			1 WRIGHT J foul drawn (3)
00:20		66-71	-5	1 WRIGHT J free throw 1 - 2 made (5)
00:20		66-72	-6	1 WRIGHT J free throw 2 - 2 made (6)
00:09	22 FISHER E foul drawn (2)			5 JOHNSON M foul personal (5 - 12)
00:09	21 NELSON D substitution out			
00:09	10 HENLEY J substitution in			
00:09				5 JOHNSON M substitution out
00:09				10 STUTE M substitution in
00:09	22 FISHER E free throw 1 - 2 made (4)	67-72	-5	
00:09	22 FISHER E free throw 2 - 2 made (5)	68-72	-4	
00:09	10 HENLEY J foul personal (3 - 12)			55 COOPER T foul drawn (4)
00:09				55 COOPER T free throw 1 - 2 missed
00:09				offensive dead ball rebound (9)
00:09	10 HENLEY J substitution out			
00:09	21 NELSON D substitution in			
00:09		68-73	-5	55 COOPER T free throw 2 - 2 made (9)
00:03	4 RAIMEY K turnover bad pass (4)			55 COOPER T steal (2)
END OF GAME				
DPU 68-73 USC				



South Carolina at DePaul

11/17/23 Desert Diamond Arena, Glendale
2023-24 Men's Basketball

Game Time: 9:30 PM
Game Duration: 2:07
Attendance: 3,214

Officials: Thomas Nunez, Frank Harvey III, Robert Lehigh

South Carolina - 32

NO.	Name	F	Min	FG			3P			FT			Rebounds			Fouls		TP	AS	TO	ST	Blocks		+/-
				M-A	M-A	M-A	OR	DR	TOT	PF	FD	OR	DR	TOT	BS	BA								
2	B.J. Mack	F	09:07	0-2	0-2	0-0	0	0	0	1	1	0	1	1	2	0	0	0	0	0	0	0	-2	
4	Stephen Clark	F	04:10	1-1	0-0	0-0	0	1	1	0	0	2	1	0	0	0	0	0	0	0	0	0	2	
10	Myles Stute	F	13:36	0-1	0-0	0-0	0	3	3	1	1	0	0	1	0	0	0	0	0	0	0	0	-7	
5	Meechie Johnson	G	13:30	1-6	0-4	4-6	1	1	2	3	3	6	0	1	1	1	0	0	0	0	0	0	-3	
55	Ta'lon Cooper	G	17:10	1-4	1-2	2-4	1	4	5	0	2	5	1	0	2	0	1	0	2	0	1	0	-2	
1	Jacobi Wright		13:34	2-3	0-1	2-2	0	2	2	1	1	6	1	0	0	0	0	0	0	0	0	0	-3	
12	Zachary Davis		11:19	2-5	1-2	2-2	1	0	1	1	1	7	0	1	1	1	0	1	1	0	1	0	-1	
15	Morris Ugusuk		07:12	0-1	0-1	0-0	0	0	0	0	0	0	0	0	1	0	1	0	1	0	0	0	-2	
31	Benjamin Bosmans-Verdonk		03:51	1-1	0-0	1-2	1	0	1	2	1	3	0	1	0	0	0	0	0	0	0	0	2	
33	Josh Gray		06:31	1-1	0-0	1-3	1	3	4	3	2	3	0	0	0	0	0	0	0	0	0	0	-4	
Team							0	1	1			0			0									
Totals				9-25	2-12	12-19	5	15	20	12	12	32	4	7	4	1	2	4	1	2	4		-4	

Shooting By Period		
2 nd FG%	9-25	36.0%
3PT%	2-12	16.7%
FT%	12-19	63.2%
GM FG%	9-25	36.0%
3PT%	2-12	16.7%
FT%	12-19	63.2%

Dead Ball Rebounds: 5, 0

Technical Fouls::NONE

DePaul - 36

NO.	Name	F	Min	FG			3P			FT			Rebounds			Fouls		TP	AS	TO	ST	Blocks		+/-
				M-A	M-A	M-A	OR	DR	TOT	PF	FD	OR	DR	TOT	BS	BA								
21	Da'Sean Nelson	F	07:48	2-5	0-0	2-4	1	1	2	1	3	6	2	0	0	0	0	0	0	0	0	0	3	
25	Jeremiah Oden	F	16:40	2-5	0-1	0-0	0	2	2	3	1	4	0	0	0	0	1	0	0	0	0	0	0	
2	Chico Carter, Jr.	G	20:00	4-8	0-1	2-2	1	1	2	1	3	10	2	1	0	0	1	4	0	0	1	4		
22	Elijah Fisher	G	17:18	1-1	1-1	2-2	1	1	2	1	2	5	1	0	1	0	0	0	0	0	0	7		
23	Caleb Murphy	G	14:35	2-3	0-0	0-0	0	2	2	2	0	4	1	0	0	0	0	0	0	0	0	1		
5	Churchill Abass		06:00	1-1	0-0	0-0	0	1	1	2	0	2	0	1	0	1	0	1	0	0	0	0	-4	
11	Keyondre Young		02:59	0-1	0-1	0-0	0	0	0	0	1	0	0	1	1	0	0	0	0	0	0	0	-1	
4	K.T. Raimey		09:45	1-4	1-4	2-2	0	3	3	1	1	5	0	2	0	0	0	0	0	0	0	5		
10	Jaden Henley		04:55	0-2	0-1	0-0	0	0	0	1	1	0	1	0	0	0	0	0	0	0	0	0	5	
Team							0	2	2			0			0									
Totals				13-30	2-9	8-10	3	13	16	12	12	36	7	5	2	2	1	4	2	1	4		4	

Shooting By Period		
2 nd FG%	13-30	43.3%
3PT%	2-9	22.2%
FT%	8-10	80%
GM FG%	13-30	43.3%
3PT%	2-9	22.2%
FT%	8-10	80%

Dead Ball Rebounds: 1, 0

Technical Fouls::NONE

	USC	DPU
Biggest lead	14 (2 nd 12:17)	0 (1 st 20:00)
Best Scoring Run	4(2 nd 17:43)	5(2 nd 7:09)
Lead Changes	0	
Times Tied	0	
Time with Lead	19:45	00:00

	USC	DPU
Points from		
Turnovers	4	6
Paint	12	20
Second Chance	6	4
Fast Breaks	3	2
Bench	19	7

	Period by Period Scoring		
	1st	2nd	TOT
USC	41	32	73
DPU	32	36	68

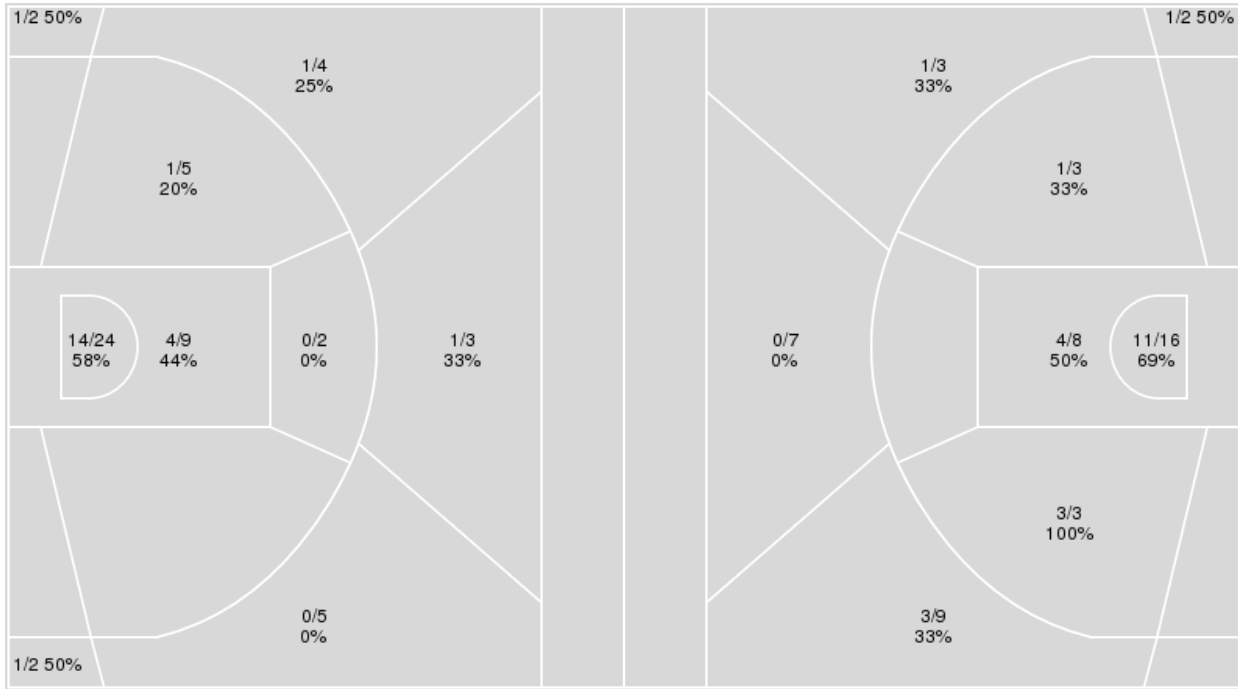


Officials: Thomas Nunez, Frank Harvey III, Robert Lehigh

{ Players => 2, 3, 4, 5, 10, 11, 12, 21, 22, 23, 25, 35, 55; } FG Types => { Players => All; } FG Types => All; Results => All;
 All; Results => All;

DePaul

South Carolina



DePaul	M/A	%
Field Goals	23/56	41
2 Points	19/40	48
3 Points	4/16	25
Free Throws	18/24	75

South Carolina	M/A	%
Field Goals	24/51	47
2 Points	19/30	63
3 Points	5/21	24
Free Throws	20/34	59



South Carolina at DePaul

11/17/23 Desert Diamond Arena, Glendale
2023-24 Men's Basketball

Game Time: 9:30 PM
Game Duration: 2:07
Attendance: 3,214

Officials: Thomas Nunez, Frank Harvey III, Robert Lehigh

South Carolina

No	Name	Mins		Score		Points Diff		Points per Min		Assists		Rebounds		Steals		Turnovers	
		On	Off	On	Off	On	Off	On	Off	On	Off	On	Off	On	Off	On	Off
1	Jacobi Wright	24:27	15:33	43 - 40	30 - 28	3	2	1.76	1.93	7	5	23	15	6	0	10	7
2	B.J. Mack	15:59	24:01	27 - 27	46 - 41	0	5	1.69	1.92	8	4	16	22	0	6	9	8
4	Stephen Clark	11:16	28:44	25 - 16	48 - 52	9	-4	2.22	1.67	4	8	14	24	0	6	4	13
5	Meechie Johnson	28:47	11:13	55 - 49	18 - 19	6	-1	1.91	1.61	10	2	27	11	3	3	10	7
10	Myles Stute	29:36	10:24	49 - 54	24 - 14	-5	10	1.66	2.31	11	1	27	11	3	3	14	3
12	Zachary Davis	18:46	21:14	32 - 30	41 - 38	2	3	1.70	1.93	2	10	19	19	4	2	9	8
15	Morris Ugusuk	16:11	23:49	33 - 28	40 - 40	5	0	2.04	1.68	2	10	14	24	4	2	8	9
31	Benjamin Bosmans-Verdonk	08:19	31:41	15 - 13	58 - 55	2	3	1.80	1.83	1	11	8	30	3	3	5	12
33	Josh Gray	15:11	24:49	27 - 24	46 - 44	3	2	1.78	1.85	3	9	14	24	2	4	3	14
55	Ta'lon Cooper	31:27	08:33	59 - 59	14 - 9	0	5	1.88	1.64	12	0	28	10	5	1	13	4

DePaul

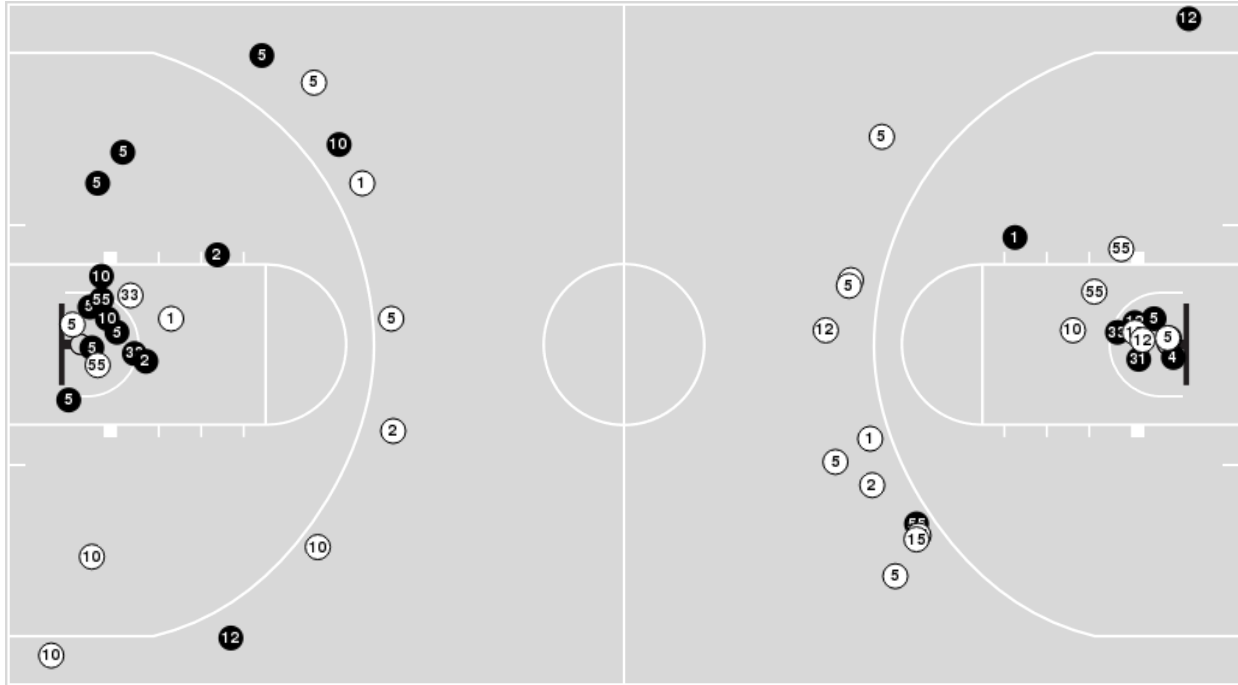
No	Name	Mins		Score		Points Diff		Points per Min		Assists		Rebounds		Steals		Turnovers	
		On	Off	On	Off	On	Off	On	Off	On	Off	On	Off	On	Off	On	Off
2	Chico Carter, Jr.	36:42	03:18	66 - 68	2 - 5	-2	-3	1.80	0.61	11	0	29	0	5	0	13	0
4	K.T. Raimey	17:16	22:44	28 - 30	40 - 43	-2	-3	1.62	1.76	4	7	13	16	2	3	5	8
5	Churchill Abass	18:19	21:41	26 - 34	42 - 39	-8	3	1.42	1.94	3	8	13	16	3	2	9	4
10	Jaden Henley	15:53	24:07	23 - 22	45 - 51	1	-6	1.45	1.87	3	8	15	14	1	4	7	6
11	Keyondre Young	07:31	32:29	12 - 13	56 - 60	-1	-4	1.60	1.72	4	7	4	25	2	3	4	9
21	Da'Sean Nelson	14:22	25:38	27 - 27	41 - 46	0	-5	1.88	1.60	4	7	9	20	0	5	1	12
22	Elijah Fisher	35:42	04:18	64 - 64	4 - 9	0	-5	1.79	0.93	10	1	26	3	4	1	12	1
23	Caleb Murphy	20:60	19:00	38 - 40	30 - 33	-2	-3	1.81	1.58	7	4	12	17	3	2	3	10
25	Jeremiah Oden	33:15	06:45	56 - 67	12 - 6	-11	6	1.68	1.78	9	2	24	5	5	0	11	2



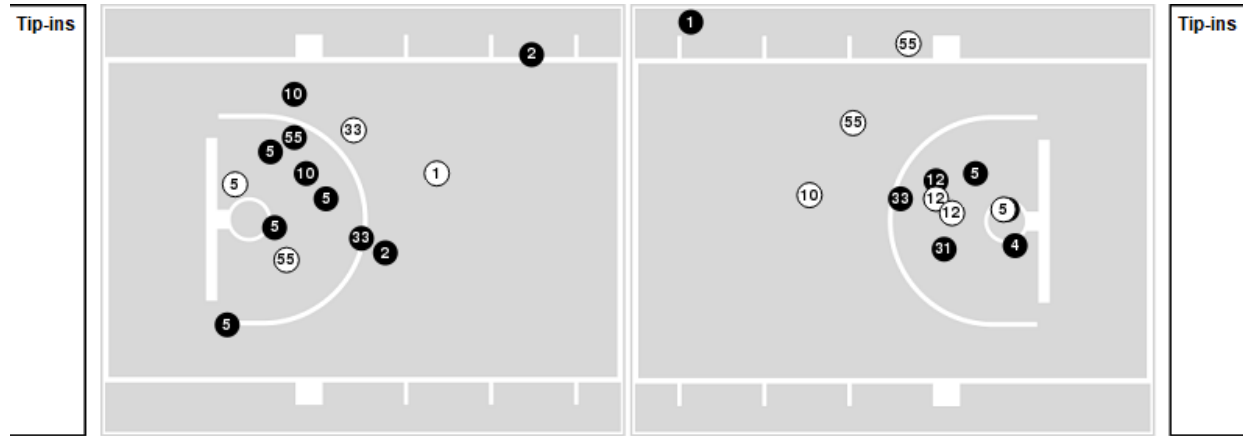
Officials: Thomas Nunez, Frank Harvey III, Robert Lehigh

Players => AllFG Types=>AllResults=>All
South Carolina

All Field Goals



Blow Up Chart



● Made ○ Missed N - Player Number

South Carolina	M/A	%
Field Goals	24/51	47
2 Points	19/30	63
3 Points	5/21	24
Free Throws	20/34	59

South Carolina	M/A	%
Points in the Paint	30 (15 / 24)	62
Fast Break Points	6 (3/6)	50
Second Chance Points	13 (7/10)	70
Effective FG%	52	

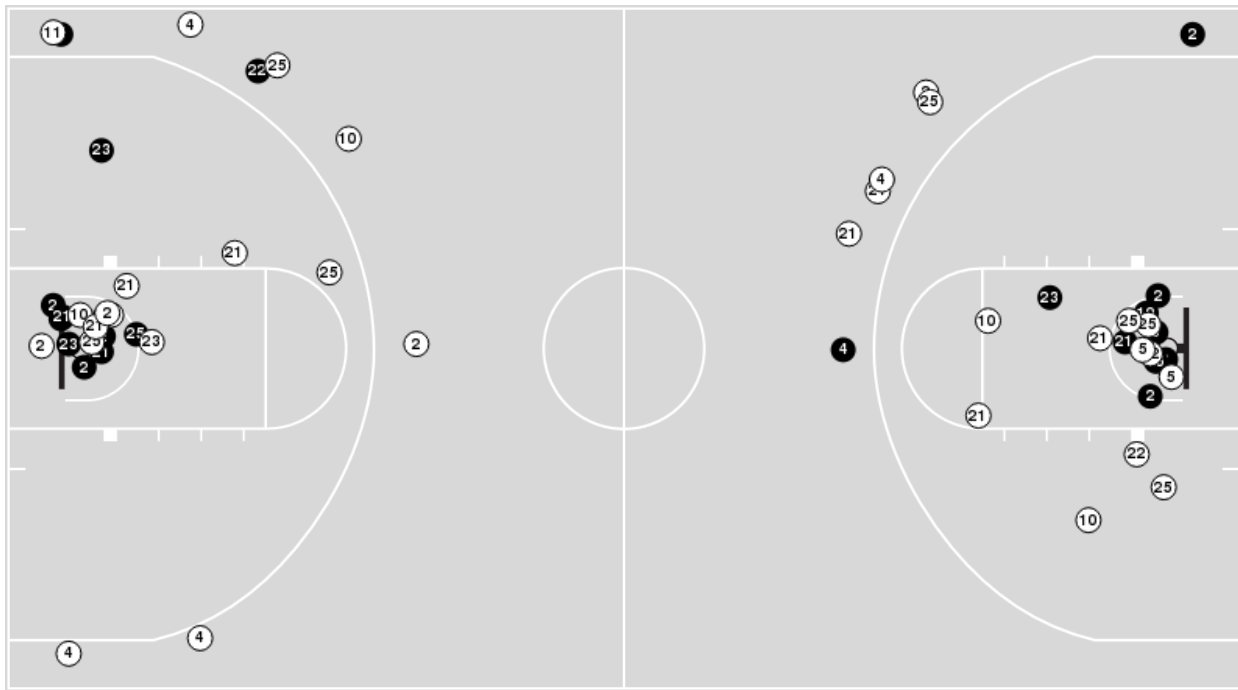


Officials: Thomas Nunez, Frank Harvey III, Robert Lehigh

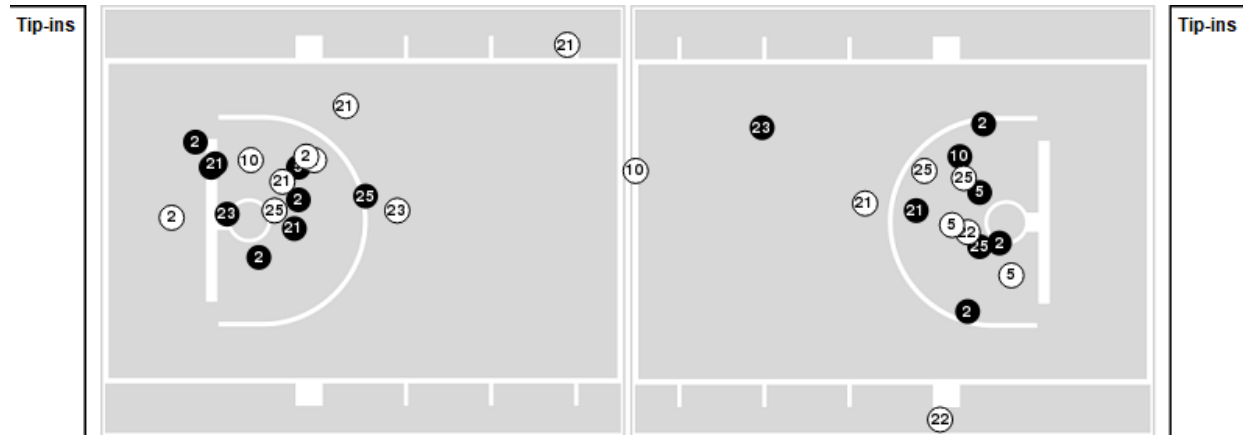
Players => 2, 3, 4, 5, 10, 11, 12, 21, 22, 23, 25, 35, 55FG Types=>AllResults=>All

DePaul

All Field Goals



Blow Up Chart



● Made ○ Missed N - Player Number

DePaul	M/A	%
Field Goals	23/56	41
2 Points	19/40	48
3 Points	4/16	25
Free Throws	18/24	75

DePaul	M/A	%
Points in the Paint	36 (18 / 33)	55
Fast Break Points	6 (4/4)	100
Second Chance Points	8 (5/7)	71
Effective FG%	45	



South Carolina at DePaul

11/17/23 Desert Diamond Arena, Glendale
2023-24 Men's Basketball

Game Time: 9:30 PM
Game Duration: 2:07
Attendance: 3,214

Officials: Thomas Nunez, Frank Harvey III, Robert Lehigh

South Carolina

Lineup	Quarter On	Time On	Quarter Off	Time Off	Time on Court	Score	Score Diff	Reb	Stl	Tov	Ass	PPP
2- Mack B/ 4- Clark S/ 5- Johnson M/ 10- Stute M/ 55- Cooper T/	1	20:00	1	17:24	02:36	7-4	3	4	0	0	2	1.7500
1- Wright J/ 2- Mack B/ 5- Johnson M/ 10- Stute M/ 55- Cooper T/	1	17:24	1	17:02	00:22	2-2	0	0	0	0	1	2.0000
1- Wright J/ 5- Johnson M/ 10- Stute M/ 31- Bosmans-Verdonk B/ 55- Cooper T/	1	17:02	1	14:58	02:04	5-0	5	2	1	1	1	1.2500
1- Wright J/ 10- Stute M/ 12- Davis Z/ 31- Bosmans-Verdonk B/ 55- Cooper T/	1	14:58	1	14:25	00:33	0-2	-2	1	0	1	0	0.0000
1- Wright J/ 10- Stute M/ 12- Davis Z/ 15- Ugusuk M/ 31- Bosmans-Verdonk B/	1	14:25	1	13:48	00:37	0-0	0	1	0	0	0	0.0000
1- Wright J/ 2- Mack B/ 10- Stute M/ 12- Davis Z/ 15- Ugusuk M/	1	13:48	1	13:20	00:28	0-0	0	1	0	2	0	0.0000
1- Wright J/ 2- Mack B/ 4- Clark S/ 12- Davis Z/ 15- Ugusuk M/	1	13:20	1	13:04	00:16	0-0	0	1	0	0	0	0.0000
1- Wright J/ 4- Clark S/ 12- Davis Z/ 15- Ugusuk M/ 33- Gray J/	1	13:04	1	12:05	00:59	4-0	4	1	0	0	0	2.7778
4- Clark S/ 5- Johnson M/ 12- Davis Z/ 15- Ugusuk M/ 33- Gray J/	1	12:05	1	10:04	02:01	5-2	3	3	0	1	0	1.1574
4- Clark S/ 5- Johnson M/ 12- Davis Z/ 15- Ugusuk M/ 31- Bosmans-Verdonk B/	1	10:04	1	09:49	00:15	1-0	1	0	0	0	0	2.2727
4- Clark S/ 5- Johnson M/ 10- Stute M/ 31- Bosmans-Verdonk B/ 55- Cooper T/	1	09:49	1	08:50	00:59	2-6	-4	0	0	1	0	0.6944
1- Wright J/ 5- Johnson M/ 10- Stute M/ 33- Gray J/ 55- Cooper T/	1	08:50	1	06:13	02:37	7-5	2	2	1	1	3	1.4344
1- Wright J/ 2- Mack B/ 10- Stute M/ 12- Davis Z/ 55- Cooper T/	1	06:13	1	04:23	01:50	0-2	-2	1	0	1	0	0.0000
2- Mack B/ 5- Johnson M/ 10- Stute M/ 15- Ugusuk M/ 55- Cooper T/	1	04:23	1	03:03	01:20	4-3	1	0	0	2	1	1.0309
5- Johnson M/ 10- Stute M/ 15- Ugusuk M/ 33- Gray J/ 55- Cooper T/	1	03:03	1	01:07	01:56	3-4	-1	1	0	0	0	1.2295
1- Wright J/ 5- Johnson M/ 12- Davis Z/ 15- Ugusuk M/ 33- Gray J/	1	01:07	1	00:38	00:28	1-2	-1	0	0	0	0	2.2727
1- Wright J/ 5- Johnson M/ 10- Stute M/ 15- Ugusuk M/ 33- Gray J/	1	00:38	2	20:00	00:38	0-0	0	0	0	0	0	0.0000
2- Mack B/ 4- Clark S/ 5- Johnson M/ 10- Stute M/ 55- Cooper T/	2	20:00	2	15:50	04:10	6-4	2	5	0	2	2	0.8721
1- Wright J/ 2- Mack B/ 10- Stute M/ 12- Davis Z/ 55- Cooper T/	2	15:50	2	14:49	01:01	3-2	1	0	0	0	1	3.0000
1- Wright J/ 2- Mack B/ 12- Davis Z/ 15- Ugusuk M/ 55- Cooper T/	2	14:49	2	13:57	00:52	3-4	-1	0	0	1	1	1.5000
1- Wright J/ 12- Davis Z/ 15- Ugusuk M/ 31- Bosmans-Verdonk B/ 55- Cooper T/	2	13:57	2	10:58	02:59	5-4	1	3	2	1	0	1.0246
1- Wright J/ 5- Johnson M/ 12- Davis Z/ 15- Ugusuk M/ 33- Gray J/	2	10:58	2	09:34	01:24	2-0	2	2	1	0	0	0.8197
1- Wright J/ 5- Johnson M/ 10- Stute M/ 15- Ugusuk M/ 33- Gray J/	2	09:34	2	09:04	00:30	1-3	-2	0	0	0	0	1.1364
1- Wright J/ 2- Mack B/ 5- Johnson M/ 10- Stute M/ 15- Ugusuk M/	2	09:04	2	08:08	00:56	0-2	-2	1	0	1	0	0.0000
1- Wright J/ 2- Mack B/ 5- Johnson M/ 10- Stute M/ 55- Cooper T/	2	08:08	2	07:24	00:44	0-0	0	2	0	0	0	0.0000
5- Johnson M/ 10- Stute M/ 12- Davis Z/ 33- Gray J/ 55- Cooper T/	2	07:24	2	07:24	00:00	0-0	0	0	0	0	0	0.0000
2- Mack B/ 5- Johnson M/ 10- Stute M/ 12- Davis Z/ 55- Cooper T/	2	07:24	2	07:24	00:00	0-0	0	0	0	0	0	0.0000
5- Johnson M/ 10- Stute M/ 12- Davis Z/ 33- Gray J/ 55- Cooper T/	2	07:24	2	05:08	02:16	2-5	-3	2	0	1	0	0.6024
1- Wright J/ 10- Stute M/ 12- Davis Z/ 31- Bosmans-Verdonk B/ 55- Cooper T/	2	05:08	2	04:16	00:52	2-1	1	1	0	1	0	1.0000
1- Wright J/ 2- Mack B/ 10- Stute M/ 12- Davis Z/ 55- Cooper T/	2	04:16	2	03:40	00:36	0-2	-2	1	0	0	0	0.0000
1- Wright J/ 2- Mack B/ 5- Johnson M/ 10- Stute M/ 55- Cooper T/	2	03:40	2	02:52	00:48	2-2	0	0	0	0	0	1.0000
1- Wright J/ 5- Johnson M/ 10- Stute M/ 33- Gray J/ 55- Cooper T/	2	02:52	2	01:19	01:33	2-3	-1	2	0	0	0	1.0638
1- Wright J/ 5- Johnson M/ 12- Davis Z/ 33- Gray J/ 55- Cooper T/	2	01:19	2	00:31	00:47	0-0	0	1	0	0	0	0.0000
1- Wright J/ 5- Johnson M/ 12- Davis Z/ 15- Ugusuk M/ 55- Cooper T/	2	00:31	2	00:09	00:21	3-2	1	0	0	0	0	1.7045
1- Wright J/ 10- Stute M/ 12- Davis Z/ 15- Ugusuk M/ 55- Cooper T/	2	00:09	2	00:00	00:09	1-2	-1	0	1	0	0	1.1364



South Carolina at DePaul

11/17/23 Desert Diamond Arena, Glendale
2023-24 Men's Basketball

Game Time: 9:30 PM
Game Duration: 2:07
Attendance: 3,214

Officials: Thomas Nunez, Frank Harvey III, Robert Lehigh

DePaul

Lineup	Quarter On	Time On	Quarter Off	Time Off	Time on Court	Score	Score Diff	Reb	Stl	Tov	Ass	PPP
2- Carter, Jr. C/ 21- Nelson D/ 22- Fisher E/ 23- Murphy C/ 25- Oden J/	1	20:00	1	16:50	03:10	6-9	-3	2	0	0	1	1.0417
2- Carter, Jr. C/ 5- Abass C/ 10- Henley J/ 22- Fisher E/ 25- Oden J/	1	16:50	1	16:00	00:50	0-3	-3	0	0	2	0	0.0000
2- Carter, Jr. C/ 5- Abass C/ 10- Henley J/ 21- Nelson D/ 22- Fisher E/	1	16:00	1	14:58	01:02	0-2	-2	0	0	0	0	0.0000
4- Raimey K/ 5- Abass C/ 10- Henley J/ 21- Nelson D/ 22- Fisher E/	1	14:58	1	14:25	00:33	2-0	2	0	0	0	0	2.0000
4- Raimey K/ 10- Henley J/ 21- Nelson D/ 22- Fisher E/ 25- Oden J/	1	14:25	1	13:04	01:21	0-0	0	0	0	0	0	0.0000
4- Raimey K/ 5- Abass C/ 10- Henley J/ 22- Fisher E/ 25- Oden J/	1	13:04	1	12:05	00:59	0-4	-4	0	0	0	0	0.0000
4- Raimey K/ 5- Abass C/ 22- Fisher E/ 23- Murphy C/ 25- Oden J/	1	12:05	1	11:40	00:25	0-1	-1	0	0	0	0	0.0000
2- Carter, Jr. C/ 4- Raimey K/ 5- Abass C/ 23- Murphy C/ 25- Oden J/	1	11:40	1	10:04	01:36	2-4	-2	1	0	0	0	0.6667
2- Carter, Jr. C/ 4- Raimey K/ 21- Nelson D/ 23- Murphy C/ 25- Oden J/	1	10:04	1	10:04	00:00	0-0	0	0	0	0	0	0.0000
2- Carter, Jr. C/ 21- Nelson D/ 22- Fisher E/ 23- Murphy C/ 25- Oden J/	1	10:04	1	09:49	00:15	0-1	-1	0	0	0	0	0.0000
2- Carter, Jr. C/ 11- Young K/ 22- Fisher E/ 23- Murphy C/ 25- Oden J/	1	09:49	1	08:50	00:59	6-2	4	0	1	0	1	2.5862
2- Carter, Jr. C/ 4- Raimey K/ 11- Young K/ 22- Fisher E/ 25- Oden J/	1	08:50	1	07:31	01:19	0-4	-4	0	0	0	0	0.0000
2- Carter, Jr. C/ 4- Raimey K/ 21- Nelson D/ 22- Fisher E/ 25- Oden J/	1	07:31	1	07:18	00:13	2-1	1	1	0	0	0	2.2727
2- Carter, Jr. C/ 4- Raimey K/ 5- Abass C/ 22- Fisher E/ 25- Oden J/	1	07:18	1	06:13	01:05	3-2	1	1	1	2	1	1.0000
2- Carter, Jr. C/ 5- Abass C/ 10- Henley J/ 11- Young K/ 22- Fisher E/	1	06:13	1	04:23	01:50	2-0	2	3	0	2	1	0.5000
2- Carter, Jr. C/ 10- Henley J/ 11- Young K/ 22- Fisher E/ 25- Oden J/	1	04:23	1	03:59	00:24	0-2	-2	0	0	0	0	0.0000
2- Carter, Jr. C/ 5- Abass C/ 10- Henley J/ 22- Fisher E/ 25- Oden J/	1	03:59	2	20:00	03:59	9-6	3	5	1	2	0	1.1598
2- Carter, Jr. C/ 21- Nelson D/ 22- Fisher E/ 23- Murphy C/ 25- Oden J/	2	20:00	2	19:11	00:49	2-2	0	0	0	0	0	1.0000
2- Carter, Jr. C/ 5- Abass C/ 22- Fisher E/ 23- Murphy C/ 25- Oden J/	2	19:11	2	13:57	05:14	8-10	-2	2	1	1	1	1.0000
2- Carter, Jr. C/ 11- Young K/ 22- Fisher E/ 23- Murphy C/ 25- Oden J/	2	13:57	2	12:54	01:03	2-2	0	0	0	1	1	1.0000
2- Carter, Jr. C/ 4- Raimey K/ 11- Young K/ 23- Murphy C/ 25- Oden J/	2	12:54	2	10:58	01:56	2-3	-1	1	1	1	1	0.6667
2- Carter, Jr. C/ 4- Raimey K/ 5- Abass C/ 10- Henley J/ 25- Oden J/	2	10:58	2	10:12	00:46	0-2	-2	1	0	0	0	0.0000
2- Carter, Jr. C/ 4- Raimey K/ 10- Henley J/ 22- Fisher E/ 25- Oden J/	2	10:12	2	07:24	02:48	5-1	4	5	0	1	1	0.8503
2- Carter, Jr. C/ 4- Raimey K/ 10- Henley J/ 21- Nelson D/ 22- Fisher E/	2	07:24	2	06:04	01:20	3-2	1	1	0	0	1	1.5000
2- Carter, Jr. C/ 4- Raimey K/ 21- Nelson D/ 22- Fisher E/ 23- Murphy C/	2	06:04	2	04:04	02:00	5-2	3	1	0	0	0	1.3298
2- Carter, Jr. C/ 4- Raimey K/ 22- Fisher E/ 23- Murphy C/ 25- Oden J/	2	04:04	2	03:40	00:24	0-0	0	1	0	0	0	0.0000
2- Carter, Jr. C/ 21- Nelson D/ 22- Fisher E/ 23- Murphy C/ 25- Oden J/	2	03:40	2	00:31	03:08	5-4	1	4	0	0	2	1.0246
2- Carter, Jr. C/ 4- Raimey K/ 21- Nelson D/ 22- Fisher E/ 25- Oden J/	2	00:31	2	00:09	00:21	2-3	-1	0	0	0	0	2.0000
2- Carter, Jr. C/ 4- Raimey K/ 10- Henley J/ 22- Fisher E/ 25- Oden J/	2	00:09	2	00:09	00:00	2-0	2	0	0	0	0	2.2727
2- Carter, Jr. C/ 4- Raimey K/ 21- Nelson D/ 22- Fisher E/ 25- Oden J/	2	00:09	2	00:00	00:09	0-1	-1	0	0	1	0	0.0000



South Carolina at DePaul

11/17/23 Desert Diamond Arena, Glendale
2023-24 Men's Basketball

Game Time: 9:30 PM
Game Duration: 2:07
Attendance: 3,214

Officials: Thomas Nunez, Frank Harvey III, Robert Lehigh

South Carolina

Lineup	Time	Score	Score Diff	Pts/Min	Reb	Stl	Tov	Ass	PPP
2- Mack B/ 4- Clark S/ 5- Johnson M/ 10- Stute M/ 55- Cooper T/	06:46	13-8	5	1.9212	9	0	2	4	1.1949
1- Wright J/ 5- Johnson M/ 10- Stute M/ 33- Gray J/ 55- Cooper T/	04:10	9-8	1	2.1600	4	1	1	3	1.3314
1- Wright J/ 2- Mack B/ 10- Stute M/ 12- Davis Z/ 55- Cooper T/	03:27	3-6	-3	0.8696	2	0	1	1	0.5102
1- Wright J/ 12- Davis Z/ 15- Ugusuk M/ 31- Bosmans-Verdonk B/ 55- Cooper T/	02:59	5-4	1	1.6760	3	2	1	0	1.0246
5- Johnson M/ 10- Stute M/ 12- Davis Z/ 33- Gray J/ 55- Cooper T/	02:16	2-5	-3	0.8824	2	0	1	0	0.6024
1- Wright J/ 5- Johnson M/ 10- Stute M/ 31- Bosmans-Verdonk B/ 55- Cooper T/	02:04	5-0	5	2.4194	2	1	1	1	1.2500
4- Clark S/ 5- Johnson M/ 12- Davis Z/ 15- Ugusuk M/ 33- Gray J/	02:01	5-2	3	2.4793	3	0	1	0	1.1574
5- Johnson M/ 10- Stute M/ 15- Ugusuk M/ 33- Gray J/ 55- Cooper T/	01:56	3-4	-1	1.5517	1	0	0	0	1.2295
1- Wright J/ 2- Mack B/ 5- Johnson M/ 10- Stute M/ 55- Cooper T/	01:54	4-4	0	2.1053	2	0	0	1	1.0000
1- Wright J/ 5- Johnson M/ 12- Davis Z/ 15- Ugusuk M/ 33- Gray J/	01:52	3-2	1	1.6014	2	1	0	0	1.0417
1- Wright J/ 10- Stute M/ 12- Davis Z/ 31- Bosmans-Verdonk B/ 55- Cooper T/	01:25	2-3	-1	1.4118	2	0	2	0	0.6667
2- Mack B/ 5- Johnson M/ 10- Stute M/ 15- Ugusuk M/ 55- Cooper T/	01:20	4-3	1	3.0000	0	0	2	1	1.0309
1- Wright J/ 5- Johnson M/ 10- Stute M/ 15- Ugusuk M/ 33- Gray J/	01:08	1-3	-2	0.8746	0	0	0	0	0.3472
1- Wright J/ 4- Clark S/ 12- Davis Z/ 15- Ugusuk M/ 33- Gray J/	00:59	4-0	4	4.0678	1	0	0	0	2.7778
4- Clark S/ 5- Johnson M/ 10- Stute M/ 31- Bosmans-Verdonk B/ 55- Cooper T/	00:59	2-6	-4	2.0339	0	0	1	0	0.6944
1- Wright J/ 2- Mack B/ 5- Johnson M/ 10- Stute M/ 15- Ugusuk M/	00:56	0-2	-2	0.0000	1	0	1	0	0.0000
1- Wright J/ 2- Mack B/ 12- Davis Z/ 15- Ugusuk M/ 55- Cooper T/	00:52	3-4	-1	3.4615	0	0	1	1	1.5000
1- Wright J/ 5- Johnson M/ 12- Davis Z/ 33- Gray J/ 55- Cooper T/	00:47	0-0	0	0.0000	1	0	0	0	0.0000
1- Wright J/ 10- Stute M/ 12- Davis Z/ 15- Ugusuk M/ 31- Bosmans-Verdonk B/	00:37	0-0	0	0.0000	1	0	0	0	0.0000
1- Wright J/ 2- Mack B/ 10- Stute M/ 12- Davis Z/ 15- Ugusuk M/	00:28	0-0	0	0.0000	1	0	2	0	0.0000
1- Wright J/ 5- Johnson M/ 12- Davis Z/ 15- Ugusuk M/ 55- Cooper T/	00:21	3-2	1	8.3721	0	0	0	0	1.7045
1- Wright J/ 2- Mack B/ 4- Clark S/ 12- Davis Z/ 15- Ugusuk M/	00:16	0-0	0	0.0000	1	0	0	0	0.0000
4- Clark S/ 5- Johnson M/ 12- Davis Z/ 15- Ugusuk M/ 31- Bosmans-Verdonk B/	00:15	1-0	1	4.0000	0	0	0	0	2.2727
1- Wright J/ 10- Stute M/ 12- Davis Z/ 15- Ugusuk M/ 55- Cooper T/	00:09	1-2	-1	6.1224	0	1	0	0	1.1364
2- Mack B/ 5- Johnson M/ 10- Stute M/ 12- Davis Z/ 55- Cooper T/	00:00	0-0	0	NaN	0	0	0	0	0.0000



South Carolina at DePaul

11/17/23 Desert Diamond Arena, Glendale
2023-24 Men's Basketball

Game Time: 9:30 PM
Game Duration: 2:07
Attendance: 3,214

Officials: Thomas Nunez, Frank Harvey III, Robert Lehigh

DePaul

Lineup	Time	Score	Score Diff	Pts/Min	Reb	Stl	Tov	Ass	PPP
2- Carter, Jr. C/ 21- Nelson D/ 22- Fisher E/ 23- Murphy C/ 25- Oden J/	07:22	13-16	-3	1.7619	6	0	0	3	0.9939
2- Carter, Jr. C/ 5- Abass C/ 22- Fisher E/ 23- Murphy C/ 25- Oden J/	05:14	8-10	-2	1.5287	2	1	1	1	1.0000
2- Carter, Jr. C/ 5- Abass C/ 10- Henley J/ 22- Fisher E/ 25- Oden J/	04:49	9-9	0	1.8685	5	1	4	0	0.9221
2- Carter, Jr. C/ 4- Raimey K/ 10- Henley J/ 22- Fisher E/ 25- Oden J/	02:48	7-1	6	2.4896	5	0	1	1	1.0355
2- Carter, Jr. C/ 11- Young K/ 22- Fisher E/ 23- Murphy C/ 25- Oden J/	02:02	8-4	4	3.9344	0	1	1	2	1.8519
2- Carter, Jr. C/ 4- Raimey K/ 21- Nelson D/ 22- Fisher E/ 23- Murphy C/	02:00	5-2	3	2.5000	1	0	0	0	1.3298
2- Carter, Jr. C/ 4- Raimey K/ 11- Young K/ 23- Murphy C/ 25- Oden J/	01:56	2-3	-1	1.0345	1	1	1	1	0.6667
2- Carter, Jr. C/ 5- Abass C/ 10- Henley J/ 11- Young K/ 22- Fisher E/	01:50	2-0	2	1.0909	3	0	2	1	0.5000
2- Carter, Jr. C/ 4- Raimey K/ 5- Abass C/ 23- Murphy C/ 25- Oden J/	01:36	2-4	-2	1.2500	1	0	0	0	0.6667
4- Raimey K/ 10- Henley J/ 21- Nelson D/ 22- Fisher E/ 25- Oden J/	01:21	0-0	0	0.0000	0	0	0	0	0.0000
2- Carter, Jr. C/ 4- Raimey K/ 10- Henley J/ 21- Nelson D/ 22- Fisher E/	01:20	3-2	1	2.2500	1	0	0	1	1.5000
2- Carter, Jr. C/ 4- Raimey K/ 11- Young K/ 22- Fisher E/ 25- Oden J/	01:19	0-4	-4	0.0000	0	0	0	0	0.0000
2- Carter, Jr. C/ 4- Raimey K/ 5- Abass C/ 22- Fisher E/ 25- Oden J/	01:05	3-2	1	2.7692	1	1	2	1	1.0000
2- Carter, Jr. C/ 5- Abass C/ 10- Henley J/ 21- Nelson D/ 22- Fisher E/	01:02	0-2	-2	0.0000	0	0	0	0	0.0000
4- Raimey K/ 5- Abass C/ 10- Henley J/ 22- Fisher E/ 25- Oden J/	00:59	0-4	-4	0.0000	0	0	0	0	0.0000
2- Carter, Jr. C/ 4- Raimey K/ 5- Abass C/ 10- Henley J/ 25- Oden J/	00:46	0-2	-2	0.0000	1	0	0	0	0.0000
2- Carter, Jr. C/ 4- Raimey K/ 21- Nelson D/ 22- Fisher E/ 25- Oden J/	00:43	4-5	-1	5.5046	1	0	1	0	1.3889
4- Raimey K/ 5- Abass C/ 10- Henley J/ 21- Nelson D/ 22- Fisher E/	00:33	2-0	2	3.6364	0	0	0	0	2.0000
4- Raimey K/ 5- Abass C/ 22- Fisher E/ 23- Murphy C/ 25- Oden J/	00:25	0-1	-1	0.0000	0	0	0	0	0.0000
2- Carter, Jr. C/ 10- Henley J/ 11- Young K/ 22- Fisher E/ 25- Oden J/	00:24	0-2	-2	0.0000	0	0	0	0	0.0000
2- Carter, Jr. C/ 4- Raimey K/ 22- Fisher E/ 23- Murphy C/ 25- Oden J/	00:24	0-0	0	0.0000	1	0	0	0	0.0000
2- Carter, Jr. C/ 4- Raimey K/ 21- Nelson D/ 23- Murphy C/ 25- Oden J/	00:00	0-0	0	NaN	0	0	0	0	0.0000