

# << 2023-24 GAMECOCK MEN'S BASKETBALL >>

## 2023-24 SCHEDULE

OVERALL: 0-0 | SEC: 0-0

HOME: 0-0 | AWAY: 0-0 | NEUTRAL: 0-0 | NET: NA

### NOVEMBER

1	-/-	Wofford (exhibition)	W, 60-57
6	-/-	USC Upstate	7 p.m., SECN+
10	-/-	vs. Virginia Tech ^	9:30 p.m., ACCN
13	-/-	VMU % (unbracketed game)	7 p.m., SECN+
17	-/-	vs. DePaul %	11:30 p.m., CBSSN
19	-/-	vs. Grand Canyon/San Francisco %	TBD, CBSSN
28	-/-	Notre Dame \$	7 p.m., SECN

### DECEMBER

1	-/-	George Washington	7 p.m., SECN+
6	-/-	at Clemson	8 p.m., ACCN
9	-/-	at East Carolina	12 p.m., ESPNU
16	-/-	Charleston Southern	6 p.m., SECN+
19	-/-	Winthrop	7 p.m., SECN+
22	-/-	Elon	6 p.m., SECN
30	-/-	Florida A&M	TBA, SECN+

### JANUARY

6	-/-	Mississippi State*	12 p.m., CBS
9	#24/24	at Alabama*	7 p.m., SECN
13	-/-	at Missouri*	3:30 p.m., SECN
16	-/-	Georgia*	9 p.m., ESPNU
20	#14/14	at Arkansas*	1 p.m., SECN
23	#16/16	Kentucky*	7 p.m., SECN
27	-/-	Missouri*	1 p.m., SECN
30	#9/10	at Tennessee*	6:30 p.m., SECN

### FEBRUARY

3	-/-	at Georgia*	1 p.m., SECN
6	-/-	Ole Miss*	6:30 p.m., SECN
10	-/-	Vanderbilt*	1 p.m., SECN
14	-/-	at Auburn*	8:30 p.m., SECN
17	-/-	LSU*	3:30 p.m., SECN
24	-/-	at Ole Miss*	3:30 p.m., SECN
28	#15/19	at Texas A&M*	8:30 p.m., SECN

### MARCH

2	-/-	Florida*	3:30 p.m. • SECN
6	#9/10	Tennessee*	7 p.m. • ESPN2
9	-/-	at Mississippi State	2:30 p.m. • SECN
13-17	-/-	SEC Tournament &	TBA
21-22	-/-	NCAA Tournament First Round =	TBA
22-23	-/-	NCAA Tournament Second Round =	TBA
28-29	-/-	Regional Semifinal - Sweet 16 #	TBA
30-31	-/-	Regional Final - Elite 8 #	TBA

### APRIL

6-8	-/-	Final Four /	TBA
-----	-----	--------------	-----

All home games in **bold** | All times listed Eastern | **SECN+** - SEC Network + | **SECN** - SEC Network | **CBSSN** - CBS Sports Network | \* indicates SEC contest | ^ - Hall of Fame Series (Charlotte, N.C.) | % - Arizona Tipoff (Glendale, Ariz.) | \$ - ACC/SEC Challenge | & - SEC Tournament (Nashville, Tenn.) | = - NCAA Tournament First and Second Rounds (various sites) | # - NCAA Regionals (various sites) | / - Final Four (Phoenix, Ariz.) | \*\* rankings listed are at time of game

## PROBABLE GAMECOCK STARTERS (STATS FROM 2022-23 SEASON)

#	Name	Ht.	Wt.	Cl.	Hometown	PPG	RPG	Misc.
55	Ta'Lon Cooper	6-4	200	Gr.	Roeback, S.C.	9.3	4.0	1,000+ points/600+ assists at Minnesota/Morehead State
5	Meechie Johnson	6-2	184	Jr.	Cleveland, Ohio	12.7	3.7	Made 70 3s last year and led team with 3.6 assists per game
10	Myles Stute	6-6	209	Jr.	Washington, D.C.	8.4	4.6	Led SEC in 3-point FG% in 21-22 at 43.2% ; has made 153 3s last 2 seasons
4	Stephen Clark	6-8	208	Gr.	Charlotte, N.C.	16.3	6.5	1,038 points in 109 games (88 starts) at The Citadel
2	B.J. Mack	6-8	270	Gr.	Charlotte, N.C.	16.6	5.6	Averaged 14.1 points in 85 games at Wofford (69 starts)

\* indicates team leader

## GAMECOCK BASKETBALL



0-0, 0-0 SEC  
SOUTH CAROLINA

VS.



0-0, 0-0 Big South  
USC Upstate

**HEAD COACH:** Lamont Paris

(Wooster, '96 ; Indiana State, '00)

**AT CAROLINA:** 11-21 (2nd season)

**CAREER:** 98-93 (7th season)

**VS. USC UPSTATE:** 1-0

**TOP SCORER:** -- (0.0 ppg)

**TOP REBOUNDER:** -- (0.0 rpg)

**TOP ASSIST MAKER:** -- (0.0 apg)

**TOP SHOT BLOCKER:** -- (0.0 bpg)

**TOP STEALS LEADER:** -- (0.0 spg)

**COMMUNICATIONS/PR:** Michael DeBates

**TWITTER UPDATES:** @GamecockMBB

**HEAD COACH:** Dave Dickerson (Maryland, '90)

**AT UPSTATE:** 55-97 (6th season)

**CAREER:** 123-181 (1st season)

**VS. CAROLINA:** 0-3

**TOP SCORER:** -- (0.0 ppg)

**TOP REBOUNDER:** -- (0.0 rpg)

**TOP ASSIST MAKER:** -- (0.0 apg)

**TOP SHOT BLOCKER:** -- (0.0 bpg)

**TOP STEALS LEADER:** -- (0.0 spg)

**COMMUNICATIONS/PR:** Ryan Frye

**TWITTER UPDATES:** @UpstateMBB

## TIPOFF NOTABLES

> **A New Chapter** of Gamecock Men's Basketball is underway with second-year head coach Lamont Paris this season. Paris, who has been a part of nine NCAA Division I Tournaments and 17 twenty-win seasons as a college head and assistant coach, was named the University of South Carolina's 33rd head coach by Director of Athletics Ray Tanner on Thursday, March 24, 2022.

> This year's team features a crop of four experienced transfers in Stephen Clark (The Citadel), Ta'Lon Cooper (Minnesota), B.J. Mack (Wofford) and Myles Stute (Vanderbilt). Zachary Davis, Josh Gray, Meechie Johnson and Jacobi Wright all return as Carolina will have an experienced group on the hardwood this season. The team's four transfers have played 430 combined career games.

## ASSOCIATE DIRECTOR

### COMMUNICATIONS & PUBLIC RELATIONS:

MICHAEL DeBATES // MDEBATES@MAILBOX.SC.EDU

CELL: 712-348-5863 // TWITTER: @MDEBATES

CAROLINA MEN'S BASKETBALL ON SOCIAL MEDIA:

#GAMECOCKS // #FOREVERTOTHEE

TWITTER AND INSTAGRAM: @GAMECOCKMBB

FACEBOOK: /GAMECOCKMBB

ON THE WEB: GAMECOCKSONLINE.COM

## GAME 1

**VENUE:** Colonial Life Arena (18,000)

**BROADCAST:** SEC Network+

**PLAY-BY-PLAY:** Dave Weinstein

**ANALYST:** John Williams

**RADIO:** Gamecock Radio Network

**IN COLUMBIA:** 107.5 The Game

**PLAY-BY-PLAY:** Derek Scott

**ANALYST:** Casey Manning

**SIRIUSXM:** 382 | **SXM APP:** --

**WATCH:** espn.com/watch/

**LIVE STATS:** GamecocksOnline.com

**SERIES:** SC leads, 7-1

**IN COLUMBIA:** SC leads, 7-1

**NEUTRAL:** --

**SERIES TREND:** Gamecocks have won by an average of 15.4 ppg in seven wins all-time over the Spartans dating back to 11/8/04  
**LAST MEETING:** 68-53, SC win on Nov. 25, 2022 at Colonial Life Arena

## NUMBERS OF NOTE

**430** - The Gamecocks four transfers (Clark, Cooper, Mack and Stute) have played a combined 430 games at the Division I level with 299 starts across the quartet of players.

**3rd** - The entire team's 480 combined Division I starts ranks third in the SEC behind only Mississippi State (514) and Texas A&M (502).

**.739** - South Carolina is 85-30 all-time (.739) in season openers and the team has won 22 of the last 25 dating back to 1999.

**67.9%** - The Gamecocks return 67.9% of the team's assists from last season, led by Meechie Johnson, who averaged 3.6 assists per game, which was good for 8th in the SEC.  
**52.8%** - A total of 3,429 of the team's 6,500 total minutes from last season are back this year.














**50.3%** - 549 of the team's 1,091 rebounds are backed by Josh Gray, who averaged a career-best 6.3 rebounds per game in 2022-23.

## COMING UP NEXT

> The Gamecocks return to the court on Friday for the Hall of Fame Series in downtown Charlotte. Carolina will face Virginia Tech with a 9:30 p.m. (ET) tip. Dave O'Brien (pxp) and Cory Alexander (analyst) will have the call from the Spectrum Center for ACC Network.

2023-24 SOUTH CAROLINA BASKETBALL BROADCAST SPOT CHART

- projected starters shaded in gray ; projected starters based on previous game  
- \* career high reached this season

0		<div><b>Ebrima Dibba</b> <i>Ee-BRIME-uh DEEB-ah</i> <i>RSR. - G - 6-5 - 214 - BREDANG, SWEDEN // COASTAL CAROLINA</i></div> <table><tr><th></th><th>MIN</th><th>PTS</th><th>REB</th><th>AST</th><th>FG%</th><th>3FG%</th><th>FT%</th></tr><tr><td>23-24</td><td>-</td><td>-</td><td>-</td><td>-</td><td>-</td><td>-</td><td>-</td></tr><tr><td>Career</td><td>32.2</td><td>8.2</td><td>4.8</td><td>5.2</td><td>45.0</td><td>32.2</td><td>79.0</td></tr><tr><td><b>Career Highs:</b></td><td>19 points, 10 rebounds, 12 assists, 6 steals</td><td></td><td></td><td></td><td></td><td></td><td></td></tr></table>		MIN	PTS	REB	AST	FG%	3FG%	FT%	23-24	-	-	-	-	-	-	-	Career	32.2	8.2	4.8	5.2	45.0	32.2	79.0	<b>Career Highs:</b>	19 points, 10 rebounds, 12 assists, 6 steals							<ul style="list-style-type: none"><li>• Back and ready to contribute after missing the entire 2022-23 season with an Achilles injury suffered in summer workouts</li><li>• Played in 90 career games at Coastal Carolina (2018-22)</li><li>• Averaged 8.2 points, 5.2 assists and 4.8 rebounds per game over his four seasons as a Chant</li><li>• Standout student and was named to President's List (4.0 GPA) while at Coastal in 2021</li></ul>
	MIN	PTS	REB	AST	FG%	3FG%	FT%																												
23-24	-	-	-	-	-	-	-																												
Career	32.2	8.2	4.8	5.2	45.0	32.2	79.0																												
<b>Career Highs:</b>	19 points, 10 rebounds, 12 assists, 6 steals																																		
1		<div><b>Jacobi Wright</b> <i>JR. - G - 6-2 - 182 - FORT MILL, S.C. // LEGACY EARLY COLLEGE</i></div> <table><tr><th></th><th>MIN</th><th>PTS</th><th>REB</th><th>AST</th><th>FG%</th><th>3FG%</th><th>FT%</th></tr><tr><td>23-24</td><td>-</td><td>-</td><td>-</td><td>-</td><td>-</td><td>-</td><td>-</td></tr><tr><td>Career</td><td>22.7</td><td>5.4</td><td>1.8</td><td>1.8</td><td>36.9</td><td>31.7</td><td>72.9</td></tr><tr><td><b>Career Highs:</b></td><td>18 points, 6 rebounds, 6 assists, 2 steals, 1 block</td><td></td><td></td><td></td><td></td><td></td><td></td></tr></table>		MIN	PTS	REB	AST	FG%	3FG%	FT%	23-24	-	-	-	-	-	-	-	Career	22.7	5.4	1.8	1.8	36.9	31.7	72.9	<b>Career Highs:</b>	18 points, 6 rebounds, 6 assists, 2 steals, 1 block							<ul style="list-style-type: none"><li>• Became key contributor in sophomore campaign, playing in 32 games with 15 starts including the final nine games of the season</li><li>• Averaged 7.3 points, 2.1 rebounds and 1.8 assists per game ; scored in double figures nine times and dished out three or more assists on 10 occasions</li><li>• Scored 18 points at LSU (Feb. 18) and 17 points at Ole Miss (Feb. 11), leading team to pair of road wins last season in SEC play</li></ul>
	MIN	PTS	REB	AST	FG%	3FG%	FT%																												
23-24	-	-	-	-	-	-	-																												
Career	22.7	5.4	1.8	1.8	36.9	31.7	72.9																												
<b>Career Highs:</b>	18 points, 6 rebounds, 6 assists, 2 steals, 1 block																																		
2		<div><b>B.J. Mack</b> <i>GR. - F - 6-8 - 270 - CHARLOTTE, N.C. // WOFFORD</i></div> <table><tr><th></th><th>MIN</th><th>PTS</th><th>REB</th><th>AST</th><th>FG%</th><th>3FG%</th><th>FT%</th></tr><tr><td>23-24</td><td>-</td><td>-</td><td>-</td><td>-</td><td>-</td><td>-</td><td>-</td></tr><tr><td>Career</td><td>23.4</td><td>11.9</td><td>4.5</td><td>1.2</td><td>50.3</td><td>35.9</td><td>82.1</td></tr><tr><td><b>Career Highs:</b></td><td>28 points, 13 rebounds, 6 assists, 3 steals, 2 blocks</td><td></td><td></td><td></td><td></td><td></td><td></td></tr></table>		MIN	PTS	REB	AST	FG%	3FG%	FT%	23-24	-	-	-	-	-	-	-	Career	23.4	11.9	4.5	1.2	50.3	35.9	82.1	<b>Career Highs:</b>	28 points, 13 rebounds, 6 assists, 3 steals, 2 blocks							<ul style="list-style-type: none"><li>• In 85 games played (69 starts) in three seasons at Wofford (2020-23), Mack averaged 14.1 points, 5.2 rebounds and 1.5 assists per game</li><li>• Started all 32 games in 2022-23 and averaged 16.6 points, 5.6 rebounds and 1.4 assists per game</li><li>• Started all 32 games again in 2021-22, averaging 16.5 points, 6.1 rebounds and 2.2 assists per game ; shot 53.6 percent (199-of-371) from the field and 44.8 percent from 3 (39-of-87)</li></ul>
	MIN	PTS	REB	AST	FG%	3FG%	FT%																												
23-24	-	-	-	-	-	-	-																												
Career	23.4	11.9	4.5	1.2	50.3	35.9	82.1																												
<b>Career Highs:</b>	28 points, 13 rebounds, 6 assists, 3 steals, 2 blocks																																		
4		<div><b>Stephen Clark</b> <i>GR. - F - 6-8 - 208 - CHARLOTTE, N.C. // THE CITADEL</i></div> <table><tr><th></th><th>MIN</th><th>PTS</th><th>REB</th><th>BLK</th><th>FG%</th><th>3FG%</th><th>FT%</th></tr><tr><td>23-24</td><td>-</td><td>-</td><td>-</td><td>-</td><td>-</td><td>-</td><td>-</td></tr><tr><td>Career</td><td>27.5</td><td>9.5</td><td>5.1</td><td>1.8</td><td>52.1</td><td>22.6</td><td>60.9</td></tr><tr><td><b>Career Highs:</b></td><td>28 points, 15 rebounds, 8 assists, 6 blocks, 4 steals</td><td></td><td></td><td></td><td></td><td></td><td></td></tr></table>		MIN	PTS	REB	BLK	FG%	3FG%	FT%	23-24	-	-	-	-	-	-	-	Career	27.5	9.5	5.1	1.8	52.1	22.6	60.9	<b>Career Highs:</b>	28 points, 15 rebounds, 8 assists, 6 blocks, 4 steals							<ul style="list-style-type: none"><li>• Played in 109 games, making 88 starts in four seasons at The Citadel (2019-23) ; had 48 career games in double figures</li><li>• Averaged 9.5 points, 5.1 rebounds, 2.6 assists and 1.8 blocks per game ; scored 1,038 career points for the Bulldogs</li><li>• Shot 52.1 percent from the field for his career (428-of-821) ; had the best season of his career as a senior in 2022-23, averaging 16.3 points, 6.5 rebounds, 2.8 assists and 1.8 blocks per game</li></ul>
	MIN	PTS	REB	BLK	FG%	3FG%	FT%																												
23-24	-	-	-	-	-	-	-																												
Career	27.5	9.5	5.1	1.8	52.1	22.6	60.9																												
<b>Career Highs:</b>	28 points, 15 rebounds, 8 assists, 6 blocks, 4 steals																																		
5		<div><b>Meechie Johnson</b> <i>JR. - G - 6-2 - 184 - CLEVELAND, OHIO // OHIO STATE</i></div> <table><tr><th></th><th>MIN</th><th>PTS</th><th>REB</th><th>AST</th><th>FG%</th><th>3FG%</th><th>FT%</th></tr><tr><td>23-24</td><td>-</td><td>-</td><td>-</td><td>-</td><td>-</td><td>-</td><td>-</td></tr><tr><td>Career</td><td>21.4</td><td>7.1</td><td>2.2</td><td>2.0</td><td>34.9</td><td>33.2</td><td>72.3</td></tr><tr><td><b>Career Highs:</b></td><td>26 points, 8 assists, 7 rebounds, 4 steals, 1 block</td><td></td><td></td><td></td><td></td><td></td><td></td></tr></table>		MIN	PTS	REB	AST	FG%	3FG%	FT%	23-24	-	-	-	-	-	-	-	Career	21.4	7.1	2.2	2.0	34.9	33.2	72.3	<b>Career Highs:</b>	26 points, 8 assists, 7 rebounds, 4 steals, 1 block							<ul style="list-style-type: none"><li>• Played in 30 games, making 29 starts in first season on campus in 2022-23 ; was team's second leading scorer, averaging 12.7 points per game ; led the Gamecocks averaging 3.6 assists per contest, which ranked eighth in the SEC</li><li>• Scored in double figures 20 times with four 20-point performances (team 3-1 in those games) ; had 15 games with four or more assists</li><li>• Only player on the team to start all 18 SEC games and led the team in scoring (13.7 ppg) and assists (3.5 apg)</li><li>• Shot 32.7 percent (70-of-214) and was one of eight players in the SEC to make 70 3s on the year ; had 11 games with three or more makes from behind the arc</li></ul>
	MIN	PTS	REB	AST	FG%	3FG%	FT%																												
23-24	-	-	-	-	-	-	-																												
Career	21.4	7.1	2.2	2.0	34.9	33.2	72.3																												
<b>Career Highs:</b>	26 points, 8 assists, 7 rebounds, 4 steals, 1 block																																		
10		<div><b>Myles Stute</b> <i>STEW-tee</i> <i>JR. - G - 6-6 - 209 - WASHINGTON, D.C. // VANDERBILT</i></div> <table><tr><th></th><th>MIN</th><th>PTS</th><th>REB</th><th>AST</th><th>FG%</th><th>3FG%</th><th>FT%</th></tr><tr><td>23-24</td><td>-</td><td>-</td><td>-</td><td>-</td><td>-</td><td>-</td><td>-</td></tr><tr><td>Career</td><td>22.6</td><td>7.4</td><td>3.7</td><td>0.5</td><td>37.9</td><td>37.9</td><td>69.9</td></tr><tr><td><b>Career Highs:</b></td><td>22 points, 11 rebounds, 3 assists, 4 steals, 2 blocks</td><td></td><td></td><td></td><td></td><td></td><td></td></tr></table>		MIN	PTS	REB	AST	FG%	3FG%	FT%	23-24	-	-	-	-	-	-	-	Career	22.6	7.4	3.7	0.5	37.9	37.9	69.9	<b>Career Highs:</b>	22 points, 11 rebounds, 3 assists, 4 steals, 2 blocks							<ul style="list-style-type: none"><li>• Played in 91 games in three seasons at Vanderbilt (2020-23), making 59 starts ; averaged 7.4 points and 3.7 rebounds per game in 22.6 minutes per contest</li><li>• Logged the best season of his career to date in 2022-23, averaging 8.4 points and 4.6 rebounds in 34 games (26 starts) ; his 74 made 3s were T-6th most in the league with Kentucky's Antonio Reeves</li><li>• Was 78-of-183 from deep as a junior in 2021-22, leading the SEC in 3-point field goal percentage ; averaged 8.3 points and 3.7 rebounds and tied the single-season school record for games played at 36 ; was one of just two players on the team to play in all 36 contests</li></ul>
	MIN	PTS	REB	AST	FG%	3FG%	FT%																												
23-24	-	-	-	-	-	-	-																												
Career	22.6	7.4	3.7	0.5	37.9	37.9	69.9																												
<b>Career Highs:</b>	22 points, 11 rebounds, 3 assists, 4 steals, 2 blocks																																		
12		<div><b>Zachary Davis</b> <i>SO. - G - 6-7 - 194 - ORANGEBURG, S.C. // DENMARK-OLAR</i></div> <table><tr><th></th><th>MIN</th><th>PTS</th><th>REB</th><th>AST</th><th>FG%</th><th>3FG%</th><th>FT%</th></tr><tr><td>23-24</td><td>-</td><td>-</td><td>-</td><td>-</td><td>-</td><td>-</td><td>-</td></tr><tr><td>Career</td><td>13.9</td><td>2.2</td><td>2.2</td><td>0.8</td><td>38.2</td><td>17.1</td><td>66.7</td></tr><tr><td><b>Career Highs:</b></td><td>13 points, 6 rebounds, 3 steals, 2 assists, 2 blocks</td><td></td><td></td><td></td><td></td><td></td><td></td></tr></table>		MIN	PTS	REB	AST	FG%	3FG%	FT%	23-24	-	-	-	-	-	-	-	Career	13.9	2.2	2.2	0.8	38.2	17.1	66.7	<b>Career Highs:</b>	13 points, 6 rebounds, 3 steals, 2 assists, 2 blocks							<ul style="list-style-type: none"><li>• Appeared in 30 games making a pair of starts ; averaged 2.2 points, 2.2 rebounds and 0.7 assists per game while shooting 38.2 percent (26-of-68) from the floor</li><li>• Started for the first time in a 68-53 win vs. USC Upstate (Nov. 25) and finished the game with seven points, four rebounds and an assist</li><li>• Had career high 13 points in first SEC start vs. Texas A&amp;M (Jan. 14)</li></ul>
	MIN	PTS	REB	AST	FG%	3FG%	FT%																												
23-24	-	-	-	-	-	-	-																												
Career	13.9	2.2	2.2	0.8	38.2	17.1	66.7																												
<b>Career Highs:</b>	13 points, 6 rebounds, 3 steals, 2 assists, 2 blocks																																		
14		<div><b>Eli Sparkman</b> <i>SO. - G - 6-0 - 160 - CLEVELAND, TENN. // BAYLOR SCHOOL</i></div> <table><tr><th></th><th>MIN</th><th>PTS</th><th>REB</th><th>AST</th><th>FG%</th><th>3FG%</th><th>FT%</th></tr><tr><td>23-24</td><td>-</td><td>-</td><td>-</td><td>-</td><td>-</td><td>-</td><td>-</td></tr><tr><td>Career</td><td>6.2</td><td>1.4</td><td>0.7</td><td>0.3</td><td>50.0</td><td>62.5</td><td>100</td></tr><tr><td><b>Career Highs:</b></td><td>6 points, 2 rebounds, 1 assist, 1 steal</td><td></td><td></td><td></td><td></td><td></td><td></td></tr></table>		MIN	PTS	REB	AST	FG%	3FG%	FT%	23-24	-	-	-	-	-	-	-	Career	6.2	1.4	0.7	0.3	50.0	62.5	100	<b>Career Highs:</b>	6 points, 2 rebounds, 1 assist, 1 steal							<ul style="list-style-type: none"><li>• Joined the Gamecocks as a walk-on prior to the start of the academic year in 2022-23</li><li>• Appeared in 12 games (eight in SEC play) off the bench, averaging 1.4 points in 6.2 minutes per game ; 15 of his 17 points came from behind the arc ; also logged three assists and three steals</li><li>• Made a 3-pointer in four of the team's final five games of the season</li><li>• Played season-high 11 minutes at Mississippi State (Feb. 28) and knocked down a pair of 3s for a season-high six points</li></ul>
	MIN	PTS	REB	AST	FG%	3FG%	FT%																												
23-24	-	-	-	-	-	-	-																												
Career	6.2	1.4	0.7	0.3	50.0	62.5	100																												
<b>Career Highs:</b>	6 points, 2 rebounds, 1 assist, 1 steal																																		
15		<div><b>Morris Ugusuk</b> <i>OOO-Gah-suk</i> <i>FR. - G - 6-4 - 160 - HELSINKI, FINLAND // DRIVE BASKETBALL ACADEMY</i></div> <table><tr><th></th><th>MIN</th><th>PTS</th><th>REB</th><th>BLK</th><th>FG%</th><th>3FG%</th><th>FT%</th></tr><tr><td>23-24</td><td>-</td><td>-</td><td>-</td><td>-</td><td>-</td><td>-</td><td>-</td></tr><tr><td>Career</td><td>13.5</td><td>2.3</td><td>2.1</td><td>0.8</td><td>40.3</td><td>18.2</td><td>80.0</td></tr><tr><td><b>Season Highs:</b></td><td></td><td></td><td></td><td></td><td></td><td></td><td></td></tr></table>		MIN	PTS	REB	BLK	FG%	3FG%	FT%	23-24	-	-	-	-	-	-	-	Career	13.5	2.3	2.1	0.8	40.3	18.2	80.0	<b>Season Highs:</b>								<ul style="list-style-type: none"><li>• Talented first-year player who expects to play a big role off the bench this season</li><li>• Averaged 17.2 points, 5.3 assists, 4.3 rebounds and 2.2 steals per game in final season playing for Drive Basketball Academy</li><li>• Represented his home country at the 2022 FIBA U18 European Championship ; averaged 9.1 points, 3.1 rebounds, 2.9 assists and 1.7 steals per game in the tournament ; was efficient as he played just 19.7 minutes per game in seven appearances helping Finland to a third-place finish</li></ul>
	MIN	PTS	REB	BLK	FG%	3FG%	FT%																												
23-24	-	-	-	-	-	-	-																												
Career	13.5	2.3	2.1	0.8	40.3	18.2	80.0																												
<b>Season Highs:</b>																																			
30		<div><b>Collin Murray-Boyles</b> <i>FR. - F - 6-7 - 231 - COLUMBIA, S.C. // WASATCH ACADEMY (UTAH)</i></div> <table><tr><th></th><th>MIN</th><th>PTS</th><th>REB</th><th>BLK</th><th>FG%</th><th>3FG%</th><th>FT%</th></tr><tr><td>23-24</td><td>-</td><td>-</td><td>-</td><td>-</td><td>-</td><td>-</td><td>-</td></tr><tr><td>Career</td><td>13.5</td><td>2.3</td><td>2.1</td><td>0.8</td><td>40.3</td><td>18.2</td><td>80.0</td></tr><tr><td><b>Season Highs:</b></td><td></td><td></td><td></td><td></td><td></td><td></td><td></td></tr></table>		MIN	PTS	REB	BLK	FG%	3FG%	FT%	23-24	-	-	-	-	-	-	-	Career	13.5	2.3	2.1	0.8	40.3	18.2	80.0	<b>Season Highs:</b>								<ul style="list-style-type: none"><li>• Consensus four-star recruit and top player in the state, ranked No. 64 in final ESPN Top-100, No. 89 in 247Sports rankings and No. 104 by On3</li><li>• Played his senior year at Wasatch Academy, which is a part of the newly formed National Interscholastic Basketball Conference (NIBC), a league that features that top high school programs in the nation ; led the team averaging 15.0 points, 8.8 rebounds, 2.1 assists, 1.8 blocks and 1.0 steals per game</li><li>• 2022 4A Player of the Year in South Carolina after averaging 18.3 points 11.4 rebounds per game at AC Flora ; helped lead the Falcons to a 24-7 record and an appearance in the state title game</li></ul>
	MIN	PTS	REB	BLK	FG%	3FG%	FT%																												
23-24	-	-	-	-	-	-	-																												
Career	13.5	2.3	2.1	0.8	40.3	18.2	80.0																												
<b>Season Highs:</b>																																			
31		<div><b>Benjamin Bosmans-Verdonk</b> <i>BOSE-mans-ver-DONK</i> <i>RSR. - F - 6-9 - 238 - LOMMEL, BELGIUM // ILLINOIS</i></div> <table><tr><th></th><th>MIN</th><th>PTS</th><th>REB</th><th>BLK</th><th>FG%</th><th>3FG%</th><th>FT%</th></tr><tr><td>23-24</td><td>-</td><td>-</td><td>-</td><td>-</td><td>-</td><td>-</td><td>-</td></tr><tr><td>Career</td><td>10.1</td><td>1.6</td><td>2.2</td><td>0.1</td><td>41.5</td><td>0.0</td><td>50.0</td></tr><tr><td><b>Career Highs:</b></td><td>8 points, 10 rebounds, 6 assists, 2 block, 2 steals</td><td></td><td></td><td></td><td></td><td></td><td></td></tr></table>		MIN	PTS	REB	BLK	FG%	3FG%	FT%	23-24	-	-	-	-	-	-	-	Career	10.1	1.6	2.2	0.1	41.5	0.0	50.0	<b>Career Highs:</b>	8 points, 10 rebounds, 6 assists, 2 block, 2 steals							<ul style="list-style-type: none"><li>• Appeared in 31 games, making 14 starts in first season in Garnet &amp; Black ; averaged 1.9 points, 3.1 rebounds and 1.1 assists per game</li><li>• Matched career high in points (8) and steals (2) in victory over USC Upstate (Nov. 25) ; logged season highs in rebounds (7) and assists (4) as well in the game</li><li>• Second year law school student ; was on the Dean's List both semesters first year on campus</li></ul>
	MIN	PTS	REB	BLK	FG%	3FG%	FT%																												
23-24	-	-	-	-	-	-	-																												
Career	10.1	1.6	2.2	0.1	41.5	0.0	50.0																												
<b>Career Highs:</b>	8 points, 10 rebounds, 6 assists, 2 block, 2 steals																																		
33		<div><b>Josh Gray</b> <i>SR. - F - 7-0 - 265 - BROOKLYN, N.Y. // LSU</i></div> <table><tr><th></th><th>MIN</th><th>PTS</th><th>REB</th><th>BLK</th><th>FG%</th><th>3FG%</th><th>FT%</th></tr><tr><td>23-24</td><td>-</td><td>-</td><td>-</td><td>-</td><td>-</td><td>-</td><td>-</td></tr><tr><td>Career</td><td>12.8</td><td>3.3</td><td>4.5</td><td>0.7</td><td>51.4</td><td>0.0</td><td>41.9</td></tr><tr><td><b>Career Highs:</b></td><td>20 points, 14 rebounds, 3 blocks, 2 assists, 2 steals</td><td></td><td></td><td></td><td></td><td></td><td></td></tr></table>		MIN	PTS	REB	BLK	FG%	3FG%	FT%	23-24	-	-	-	-	-	-	-	Career	12.8	3.3	4.5	0.7	51.4	0.0	41.9	<b>Career Highs:</b>	20 points, 14 rebounds, 3 blocks, 2 assists, 2 steals							<ul style="list-style-type: none"><li>• Played in all 32 games, making 15 starts (all in SEC play) ; averaged 4.3 points and 6.3 rebounds (led the team) in 16.8 minutes per gam ; his 27 blocks (0.8 per game average), 22 dunks and 51.2 field goal percentage (44-of-86) also led the team ; averaged 5.8 points and 7.9 rebounds per game in SEC play</li><li>• Logged double-digit rebounds on eight different occasions, seven of which came in conference action ; scored in double-figures a career-best three times</li><li>• Had best game of his career with 20 points and 14 rebounds vs. Arkansas (Feb. 4)</li></ul>
	MIN	PTS	REB	BLK	FG%	3FG%	FT%																												
23-24	-	-	-	-	-	-	-																												
Career	12.8	3.3	4.5	0.7	51.4	0.0	41.9																												
<b>Career Highs:</b>	20 points, 14 rebounds, 3 blocks, 2 assists, 2 steals																																		
55		<div><b>Ta'Lon Cooper</b> <i>TUH-Ion</i> <i>GR. - G - 6-4 - 200 - ROEBUCK, S.C. // MINNESOTA</i></div> <table><tr><th></th><th>MIN</th><th>PTS</th><th>REB</th><th>BLK</th><th>FG%</th><th>3FG%</th><th>FT%</th></tr><tr><td>23-24</td><td>-</td><td>-</td><td>-</td><td>-</td><td>-</td><td>-</td><td>-</td></tr><tr><td>Career</td><td>30.9</td><td>8.6</td><td>3.4</td><td>0.6</td><td>41.2</td><td>37.0</td><td>66.1</td></tr><tr><td><b>Career Highs:</b></td><td>20 points, 11 rebounds, 12 assists, 5 steals, 4 blocks</td><td></td><td></td><td></td><td></td><td></td><td></td></tr></table>		MIN	PTS	REB	BLK	FG%	3FG%	FT%	23-24	-	-	-	-	-	-	-	Career	30.9	8.6	3.4	0.6	41.2	37.0	66.1	<b>Career Highs:</b>	20 points, 11 rebounds, 12 assists, 5 steals, 4 blocks							<ul style="list-style-type: none"><li>• In four collegiate seasons, has played in 126 games, averaging 8.5 points, 4.8 assists and 3.4 rebounds per game ; 1,078 career points</li><li>• Ended the 2022-23 season 21st on the NCAA active leaders for career assists list with 603</li><li>• Spent the 2022-23 season at Minnesota after three years at Morehead State ; served as team captain starting all 30 games for the Gophers ; averaged 9.9 points (third on team) and 6.3 assists per game (led team) ; his 196 assists were 12th in the country and his assist per game average was seventh nationally</li></ul>
	MIN	PTS	REB	BLK	FG%	3FG%	FT%																												
23-24	-	-	-	-	-	-	-																												
Career	30.9	8.6	3.4	0.6	41.2	37.0	66.1																												
<b>Career Highs:</b>	20 points, 11 rebounds, 12 assists, 5 steals, 4 blocks																																		

## STAT COMPARISON

	CAROLINA	OPP	NCAA Rank
Record	-	-	-
Conference Record	-	-	-
Current Streak	-	-	-
Scoring Avg.	-	-	-
Opponent Scoring Avg.	-	-	-
Scoring Margin	-	-	-
Field Goal %	-	-	-
Opponent Field Goal %	-	-	-
3-Point Field Goal %	-	-	-
Opponent 3-Point Field Goal %	-	-	-
3-Point Field Goals Made PG	-	-	-
3-Point Field Goal Attempts PG	-	-	-
Free Throw %	-	-	-
Opponent Free Throw %	-	-	-
Rebounding Avg.	-	-	-
Opponent Rebounding Avg.	-	-	-
Rebounding Margin	-	-	-
Turnovers Avg.	-	-	-
Opponent Turnover Avg.	-	-	-
Assists Avg.	-	-	-
Blocks Avg.	-	-	-
Steals Avg.	-	-	-

NCAA stats games through games played

## INTERVIEW POLICIES

All interview requests must be made in advance to Associate Director Michael DeBates in the South Carolina Athletics Communications and Public Relations Office.

**Post-Game Interview Policy:** After each home game, the South Carolina student-athletes will address the media first, then head coach Lamont Paris. Visiting team press conferences may be conducted via Zoom. Each team will provide a link to its own press conference. There may be exceptions in which the visiting head coach will come to the media room for an in-person press conference. (Depending on deadline, this may be altered on a game-by-game basis).

**Road Interview Policy:** Interviews with coach Paris and Gamecock student-athletes while on the road will be scheduled according to the home/event post-game media procedure (non-conference play).

All interviews are to be coordinated through the Communications and Public Relations Office. This allows the staff to arrange the interview when it best suits the student-athlete's and the reporter's schedules. Please contact the Communications and Public Relations Office in advance to make your interview requests. Media are not permitted to contact student-athletes on their own at any time.

All interviews will take place at the designated media interview site for that day as listed in the weekly availability schedule.

Dormitory, apartment and cell phone numbers for student-athletes will not be provided to the media. Should you need to conduct a telephone interview with a student-athlete, a call will be placed to you from the student-athlete at a mutually agreeable time.

### SOUTH CAROLINA MEDIA RELATIONS

**Michael DeBates, primary contact**  
Associate Director  
cell: 712-348-5863  
e-mail: mdebates@mailbox.sc.edu  
Twitter: @mdebates

### SOUTH CAROLINA MEN'S BASKETBALL ONLINE

Website: [www.GamecocksOnline.com/sports/mens-basketball](http://www.GamecocksOnline.com/sports/mens-basketball)  
Facebook: [www.facebook.com/GamecockMBB](https://www.facebook.com/GamecockMBB)  
Twitter: @GamecockMBB  
Instagram: @GamecockMBB

## NOTABLE NUMBERS

### 3RD & 5TH

> South Carolina ranks third and fifth in the SEC in total Division I starts (480) and games played (836) on its roster heading into the 2023-24 season.

### 7

> Paris was a part of the Wisconsin coaching staff that made seven straight appearances in the NCAA Tournament. Included in that stretch was a National Championship Game appearance (2015), Final Four (2014) and four Sweet 16s (2011-12, 2016-17).

### 4-0

> This marks the fifth time since 2018 Carolina will open with an in-state foe. The team is 4-0 in those games.

### .880

> The Gamecocks have won 22 of the team's last 25 season openers dating back to 1999, good for a win percentage of .880.

## A SOUTH CAROLINA WIN WOULD ...

- Improve head coach Lamont Paris to 5-2 all-time in season openers in his seven seasons as a head coach (2-0 at South Carolina).
- Improve the Gamecocks to 86-30 all-time in season openers. Carolina has won nine of its last 10 season opening games.

## COMEBACK KIDS

>South Carolina erased a 17-point half-time deficit in a 60-57 charity exhibition win over Wofford on Nov. 1. After a rough first half shooting the ball, the Gamecocks shot 42.9 percent (12-of-28) and 44.4 percent (8-of-18) from behind the arc. B.J. Mack led all Carolina players with 14 points, adding seven rebounds and three steals. Myles Stute had a double-double with 11 points and 11 rebounds. Zachary Davis came off the bench and scored 13 points in 20 minutes. The team was +11 with him on the floor.

## MURRAY BOYLES OUT INDEFINITELY

>The team announced star freshman forward Collin Murray-Boyles is out indefinitely with mononucleosis on Wednesday, Nov. 1. The local product from AC Flora is expected to play a vital role for the Gamecocks this season when he returns to the court.

In 2022-23, Murray-Boyles played his senior year at Wasatch Academy (Mt. Pleasant, Utah), which is a part of the newly formed National Interscholastic Basketball Conference (NIBC), a league that features that top high school programs in the nation. He led the team averaging 15.0 points, 8.8 rebounds, 2.1 assists, 1.8 blocks and 1.0 steals per game. His 15.0 points per game were third in the NIBC and his 8.8 rebounds led the conference.

Murray-Boyles rose up the recruiting rankings after his standout season in Utah and was pegged a consensus four-star prospect ranked inside the top-100 players in the country. The Athletic has him slotted as the No. 13 freshmen you absolutely can't afford to miss and On3.com has him ranked the No. 6 impact freshmen in the SEC.

## COCKS GO HAMAS

> The team went on its first foreign tour since a 2016 trip to Costa Rica in August, spending five days at Atlantis in the Bahamas (Aug. 3-8). Carolina was one of a handful of teams in paradise (Texas A&M and LSU also there from the SEC) and played a pair of games in the same ballroom that host the Battle 4 Atlantis in November.

> In game one, the Gamecocks defeated Žalgiris-2 from Lithuania, 86-60. The team knocked down 16 3s and forced 22 turnovers (14 steals). Four players scored in double figures led by Meechie Johnson with 20. He and Myles Stute each made four 3s. Ta'Lon Cooper and B.J. Mack each hit three 3s.

> In game two, dominated from start to finish in a 106-67 victory over Club Obras from Argentina. It was another outstanding shooting performance for South Carolina in the Imperial Ballroom, as the team knocked down 17s. Six different players hit multiple shots from behind the arc. Freshmen Collin-Murray Boyles and Arden Conyers scored in double figures as Murray-Boyles had 16 points on 7-of-7 shooting to led the team.

## KENPOM RUNDOWN

> By the end of the 2022-23 season, South Carolina was statistically one of the youngest teams in the nation. The Gamecocks finished the season with an average of 1.50 years of Division I experience, which ranked 269th nationally.

> Last season, Carolina ranked 54th in the nation with a 32.7 offensive rebound percentage.

> Big man Josh Gray was third in offensive rebound percentage and 25th in de-



## CAROLINA BENCH PRODUCTION

GAME	SC-OPP	DIFF.	BENCH SCORER
USC Upstate			
vs. Virginia Tech			
VMI			
vs. Depaul			
vs. Grand Canyon/San Francisco			
Notre Dame			
George Washington			
at Clemson			
at East Carolina			
Charleston Southern			
Winthrop			
Elon			
Florida A&M			
Miss. State			
at #24/24 Alabama			
at Mizzou			
Georgia			
at #14/14 Arkansas			
#16/16 Kentucky			
Mizzou			
at #8/9 Tennessee			
at Georgia			
Ole Miss			
Vanderbilt			
at Auburn			
LSU			
at Ole Miss			
at #15/19 A&M			
Florida			
#8/9 Tennessee			
at Miss. State			

## CAROLINA SPECIALTY STATS

(PP) points in paint; (OT) points off turnovers; (2nd) second chance points; (FB) fast break points

(South Carolina-Opponent)

GAME	PP	OT	2ND	FB
USC Upstate				
vs. Virginia Tech				
VMI				
vs. Depaul				
vs. Grand Canyon/San Francisco				
Notre Dame				
George Washington				
at Clemson				
at East Carolina				
Charleston Southern				
Winthrop				
Elon				
Florida A&M				
Miss. State				
at #24/24 Alabama				
at Mizzou				
Georgia				
at #14/14 Arkansas				
#16/16 Kentucky				
Mizzou				
at #8/9 Tennessee				
at Georgia				
Ole Miss				
Vanderbilt				
at Auburn				
LSU				
at Ole Miss				
at #15/19 A&M				
Florida				
#8/9 Tennessee				
at Miss. State				
SC Total				
SC Average				
Opp Total				
Opp Average				



## SOUTHEASTERN CONFERENCE STANDINGS

As of Friday, Nov. 3, 2023

Team	Conference	Overall
#24/24 Alabama	-	-
#14/14 Arkansas	-	-
Auburn	-	-
Florida	-	-
Georgia	-	-
#16/16 Kentucky	-	-
LSU	-	-
Mississippi State	-	-
Ole Miss	-	-
Missouri	-	-
South Carolina	-	-
#8/9 Tennessee	-	-
#15/19 Texas A&M	-	-
Vanderbilt	-	-

## SCORES AND SCHEDULE IN THE SEC

### Monday, Nov. 6, 2023

Georgia at Oregon, 4:30 p.m.  
Tenn. Tech at #8/9 Tennessee, 6:30 p.m.  
**USC Upstate at South Carolina, 7 p.m.**  
Alabama State at Ole Miss, 8 p.m.  
AR-Pine Bluff at Missouri, 8 p.m.  
Alcorn State at #14/14 Arkansas, 8 p.m.  
Morehead State at #24/24 Alabama, 8 p.m.  
New Mexico State at #16/16 Kentucky, 8 p.m.  
Miss. Valley State at LSU, 8 p.m.  
Loyola (MD) at Florida, 8 p.m.  
Texas A&M-Comm at #15/19 Texas A&M, 8 p.m.

### Tuesday, Nov. 7, 2023

Presbyterian at Vanderbilt, 8 p.m.  
Auburn at #20/17 Baylor, 9 p.m.

### Wednesday, Nov. 8, 2023

Arizona State at Miss. State, 9:30 p.m.

### Friday, Nov. 10, 2023

USC Upstate at Vanderbilt, 7 p.m.  
Texas A&M-Comm at #16/16 Kentucky, 7 p.m.  
Wake Forest at Georgia, 7 p.m.  
#15/19 Texas A&M at Ohio State, 7 p.m.  
Florida vs. Virginia, 7 p.m.  
Gardner-Webb at #14/14 Arkansas, 8 p.m.  
Eastern Wash. at Ole Miss, 8 p.m.  
Indiana State at #24/24 Alabama, 8 p.m.  
Nicholls at LSU, 8 p.m.  
SE Louisiana at Auburn, 8 p.m.  
Memphis at Missouri, 9 p.m.  
#8/9 Tennessee at Wisconsin, 9 p.m.  
**South Carolina vs. Virginia Tech, 9:30 p.m.**

All times listed Eastern Time

## ASSOCIATED PRESS POLL

Preseason (Nov. 3, 2023)

RK	TEAM	REC	PTS	TREND
1	Kansas (46)	0-0	1548	-
2	Duke (11)	0-0	1466	-
3	Purdue (3)	0-0	1436	-
4	Michigan State (1)	0-0	1346	-
5	Marquette	0-0	1283	-
6	UConn (2)	0-0	1243	-
7	Houston	0-0	1117	-
8	Creighton	0-0	1099	-
9	Tennessee	0-0	1032	-
10	Florida Atlantic	0-0	1011	-
11	Gonzaga	0-0	830	-
12	Arizona	0-0	776	-
13	Miami	0-0	750	-
14	Arkansas	0-0	685	-
15	Texas A&M	0-0	597	-
16	Kentucky	0-0	530	-
17	San Diego State	0-0	529	-
18	Texas	0-0	493	-
19	North Carolina	0-0	474	-
20	Baylor	0-0	431	-
21	USC	0-0	427	-
22	Villanova	0-0	395	-
23	Saint Mary's	0-0	335	-
24	Alabama	0-0	163	-
25	Illinois	0-0	104	-

Others receiving votes: Wisconsin 53, Colorado 49, St. John's 47, UCLA 47, Maryland 34, Virginia 27, Auburn 27, TCU 24, Mississippi State 20, Kansas State 13, Xavier 8, Memphis 7, Missouri 6, Boise State 4, Indiana 3, Charleston 2, Florida 2, Drake 1, New Mexico 1

## COACHES POLL TOP 25

Preseason (Nov. 3, 2023)

RK	TEAM	REC	PTS	TREND
1	Kansas (23)	0-0	785	-
2	Purdue (5)	0-0	742	-
3	Duke (3)	0-0	716	-
4	Michigan State	0-0	667	-
5	UConn (1)	0-0	626	-
6	Houston	0-0	615	-
7	Marquette	0-0	614	-
8	Creighton	0-0	552	-
9	Florida Atlantic	0-0	548	-
10	Tennessee	0-0	496	-
11	Arizona	0-0	449	-
12	Gonzaga	0-0	407	-
13	Miami	0-0	390	-
14	Arkansas	0-0	315	-
15	San Diego State	0-0	277	-
16	Kentucky	0-0	261	-
17	Baylor	0-0	258	-
18	Texas	0-0	251	-
19	Texas A&M	0-0	231	-
20	Villanova	0-0	217	-
21	North Carolina	0-0	197	-
22	USC	0-0	176	-
23	Saint Mary's	0-0	147	-
24	Alabama	0-0	142	-
25	UCLA	0-0	52	-

Others receiving votes: Illinois 45, Wisconsin 43, Maryland 29, TCU 26, Colorado 21, Xavier 17, Ohio State 16, St. John's 13, Virginia 13, Kansas State 8, Indiana 7, Washington 5, Florida 5, Auburn 5, Missouri 4, Oregon 3, Memphis 3, Mississippi State 2, Iowa State 2, Boise State 1, Yale 1

## SERIES BREAKDOWN

> This marks the ninth matchup all-time between the two in-state foes, every meeting coming at Colonial Life Arena.

> This season marks the first time the two programs have met in three consecutive seasons.

> Carolina has won its seven meetings over Upstate by an average margin of 15.4 points.

## VS. USC UPSTATE (7-1, CAROLINA LEADS)

### H: 7-1 ; A: 0-0 ; N: 0-0

All games in the series...

N. 8, 2004	H	81-63	W
N. 22, 2008	H	75-53	W
N. 23, 2010	H	57-41	W
D. 31, 2011	H	72-66	W
D. 19, 2013	H	68-74	L
N. 6, 2018	H	65-52	W
N. 9, 2021	H	78-60	W
N. 25, 2022	H	68-53	W

## Experience, Experience, EXPERIENCE

> Below is a table of total starts and games played by all players on rosters amongst SEC schools heading into the 2023-24 season.

### GAMES PLAYED

1. Missouri - 997
2. Texas A&M - 940
3. Arkansas - 927
4. Miss. State - 842
5. South Carolina - 836
6. LSU - 816
7. Georgia - 715
8. Auburn - 712
9. Ole Miss - 677
10. Tennessee - 598
11. Florida - 579
12. Vanderbilt - 515
13. Alabama - 473
14. Kentucky - 299

### GAMES STARTED

1. Miss. State - 514
2. Texas A&M - 502
3. South Carolina - 480
4. Missouri - 468
5. Arkansas - 463
6. Ole Miss - 428
7. LSU - 380
8. Georgia - 376
9. Vanderbilt - 347
10. Tennessee - 339
11. Auburn - 268
12. Alabama - 267
13. Florida - 271
14. Kentucky - 167



Junior transfer Myles Stute played three seasons at Vanderbilt, making 59 starts in 91 games played. He averaged 7.4 ppg and 3.7 rpg for the Commodores, leading the SEC in 3-point FG% in 2021-22 (.426).

## NOTABLE NUMBERS

### 144 3s

Meechie Johnson (70) and Myles Stute (74) combined to make 144 3s a season ago. The duo were two of just eight players in the SEC to make 70 or more shots from behind the arc.

### 1,000 points

The 2023-24 Gamecocks roster features a trio of 1,000 career point scorers in Stephen Clark (1,038 points at The Citadel), Ta'Lon Cooper (1,078 points at Morehead State and Minnesota) and B.J. Mack (1,238 points at USF and Wofford).

### 3-1

South Carolina went 3-1 in games when Meechie Johnson scored 20 or more points during the 2022-23 season. The junior transfer from Ohio State is expected to be a key cog on the offensive end of the floor this season for Carolina.

fensive rebound percentage. He joined Erik Stevenson (21-22), Chris Silva (17-18, 18-19), Brenton Williams (13-14) and Devon Downey (09-10) as the only Gamecocks since 2009 to finish the season ranked within the top-five of one or more of the 18 KenPom individual player rankings.

## ORDER ON THE COURT

> The Honorable L. Casey Manning enters his 31st season as an analyst for men's basketball games on the Gamecock Radio Network. He joined the broadcast team for the 1993-94 season and worked alongside legendary South Carolina play-by-play man Bob Fulton. Manning has worked alongside current play-by-play man Derek Scott since 2016-17. The Gamecocks advanced to the school's first ever Final Four their first year working together. Manning, a Dillon, S.C. native, played for the Gamecocks from 1970-73 and made history as the first African-American scholarship player in program history. He graduated from the South Carolina School of Law in 1977 and has served as Circuit Court Judge for the Fifth Judicial Court since 1994. Manning retired on Dec. 31, 2022.

> On Dec. 8, 2022, at a retirement function at the USC Alumni Center, Manning received the Order of the Palmetto from Gov. Henry McMaster, the highest civilian honor granted in the state of South Carolina.

> Two streets were also named after him, one in downtown Columbia near the courthouse he worked in and the other in his hometown of Dillon, S.C.

> On May 7, 2022, Manning received an honorary doctor of laws degree from the Board of Trustees at commencement. It is the highest degree you can receive from the university.

> He joins Dave Kellum (34th season as Ole Miss ppx) as the only members of the 30-year club on radio broadcast in the SEC.

## BY THE NUMBERS

**430** - The Gamecocks four transfers (Clark, Cooper, Mack and Stute) have played a combined 430 games at the Division I level with 299 starts across the quartet of players.

**3rd** - The entire team's 480 combined Division I starts ranks third in the SEC behind only Missis-

sippi State (514) and Texas A&M (502).

**.739** - South Carolina is 85-30 all-time (.739) in season openers and the team has won 22 of the last 25 dating back to 1999.

**603** - Ta'Lon Cooper has 603 assists entering the 2023-24 season. He ended 2022-23 22nd on the NCAA's active career assists list.

**6.3** - Cooper averaged 6.3 assists per game at Minnesota last season, which was good for seventh in the nation.

**67.9%** - The Gamecocks return 67.9% of the team's assists from last season, led by Meechie Johnson, who averaged 3.6 assists per game, which was good for 8th in the SEC.

**52.8%** - A total of 3,429 of the team's 6,500 total minutes from last season are back this year.

**50.3%** - 549 of the team's 1,091 rebounds are back led by Josh Gray, who averaged a career-best 6.3 rebounds per game in 2022-23.

**33** - South Carolina made 33 combined 3s in two blowout victories in the Bahamas during the team's foreign tour trip in August.

**3-1** - Carolina is 3-1 in games where Meechie Johnson scores 20 or more points. He scored 20 or more in wins at LSU, at Kentucky and vs. Western Kentucky during the 2022-23 season.

**.691** - New head coach Lamont Paris spent the past five seasons as head coach at Chattanooga. He led the team to a 65-29 record the last three seasons and a berth in the 2022 NCAA Tournament after winning the SoCon Tournament Championship.

**12** - Paris was an assistant for 17 seasons prior to becoming a head coach in 2017-18. He was a part of 12 NCAA Tournament appearances (Division I and II) as an assistant, including a pair of Final Fours at Wisconsin in 2014 and 2015.

**17** - In 22 seasons as a head or assistant coach in college, Paris has been a part of 17 teams that have won 20-or-more games in a season.

**KEY STAT**

Lamont Paris' teams are 33-4 when scoring 80 or more points dating back to his first season as head coach at Chattanooga (2017-18). He's 2-0 at South Carolina when his team scores 80 or more.

## ROSTER BREAKDOWN

### Returning Letterwinners (6)

#1 Jacobi Wright  
#5 Meechie Johnson  
#12 Zachary Davis  
#14 Eli Sparkman  
#31 Benjamin Bosmans-Verdonk  
#33 Josh Gray

### Guards (11)

#0 Ebrima Dibba  
#1 Jacobi Wright  
#5 Meechie Johnson  
#10 Myles Stute  
#12 Zachary Davis  
#13 Austin Herro  
#14 Eli Sparkman  
#15 Morris Ugusuk  
#20 Danny Grajzl  
#21 Arden Conyers  
#55 Ta'Lon Cooper

### Forwards (5)

#2 B.J. Mack  
#4 Stephen Clark  
#30 Collin Murray-Boyles  
#31 Benjamin Bosmans-Verdonk  
#33 Josh Gray

### By Height

#14 Eli Sparkman (6-0)  
#20 Danny Grajzl (6-0)  
#13 Austin Herro (6-1)  
#5 Meechie Johnson (6-2)  
#1 Jacobi Wright (6-2)  
#55 Ta'Lon Cooper (6-4)  
#15 Morris Ugusuk (6-4)  
#0 Ebrima Dibba (6-5)  
#10 Myles Stute (6-6)  
#12 Zachary Davis (6-7)  
#21 Arden Conyers (6-7)  
#30 Collin-Murray Boyles (6-7)  
#4 Stephen Clark (6-8)  
#2 B.J. Mack (6-8)  
#31 Benjamin Bosmans-Verdonk (6-9)  
#33 Josh Gray (7-0)

## 2023-24 SOUTH CAROLINA MEN'S BASKETBALL ROSTER

### Alphabetical Roster

No.	Name	Pos.	Ht.	Wt.	Cl.	Exp.	Hometown // Last School
31	Benjamin Bosmans-Verdonk	F	6-9	238	RSR	1L	Lommel, Belgium // Illinois
4	Stephen Clark	F	6-8	208	GR	TR	Charlotte, N.C. // The Citadel
21	Arden Conyers	G	6-7	204	FR	HS	Columbia, S.C. // Westwood (Blythewood, S.C.)
55	Ta'Lon Cooper	G	6-4	200	GR	TR	Roebuck, S.C. // Minnesota
12	Zachary Davis	G	6-7	194	SO	1L	Orangeburg, S.C. // Denmark-Olar
0	Ebrima Dibba	G	6-5	214	RSR	TR	Bredäng, Sweden // Coastal Carolina
20	Danny Grajzl	G	6-0	175	FR	HS	Cleveland, Ohio // Hawken School (Gates Mills, Ohio)
33	Josh Gray	F	7-0	265	SR	3L	Brooklyn, N.Y. // LSU
13	Austin Herro	G	6-1	174	FR	HS	Milwaukee, Wisc. // Whitnall (Greenfield, Wisc.)
5	Meechie Johnson	G	6-2	184	JR	1L	Cleveland, Ohio // Ohio State
2	B.J. Mack	F	6-8	270	GR	TR	Charlotte, N.C. // Wofford
30	Collin Murray-Boyles	F	6-7	231	FR	HS	Columbia, S.C. // Wasatch Academy (Mt Pleasant, Utah)
14	Eli Sparkman	G	6-0	160	SO	1L	Cleveland, Tenn. // Baylor School (Chattanooga, Tenn.)
10	Myles Stute	G	6-6	209	JR	TR	Washington, D.C. // Vanderbilt
15	Morris Ugusuk	G	6-4	160	FR	HS	Helsinki, Finland // Omnia Basketball Academy (Finland)
1	Jacobi Wright	G	6-2	182	JR	2L	Fort Mill, S.C. // Legacy Early College

### Numerical Roster

No.	Name	Pos.	Ht.	Wt.	Cl.	Exp.	Hometown // Last School
0	Ebrima Dibba	G	6-5	214	RSR	TR	Bredäng, Sweden // Coastal Carolina
1	Jacobi Wright	G	6-2	182	JR	2L	Fort Mill, S.C. // Legacy Early College
2	B.J. Mack	F	6-8	270	GR	TR	Charlotte, N.C. // Wofford
4	Stephen Clark	F	6-8	208	GR	TR	Charlotte, N.C. // The Citadel
5	Meechie Johnson	G	6-2	184	JR	1L	Cleveland, Ohio // Ohio State
10	Myles Stute	G	6-6	209	JR	TR	Washington, D.C. // Vanderbilt
12	Zachary Davis	G	6-7	194	SO	1L	Orangeburg, S.C. // Denmark-Olar
13	Austin Herro	G	6-1	174	FR	HS	Milwaukee, Wisc. // Whitnall (Greenfield, Wisc.)
14	Eli Sparkman	G	6-0	160	SO	1L	Cleveland, Tenn. // Baylor School (Chattanooga, Tenn.)
15	Morris Ugusuk	G	6-4	160	FR	HS	Helsinki, Finland // Omnia Basketball Academy (Finland)
20	Danny Grajzl	G	6-0	175	FR	HS	Cleveland, Ohio // Hawken School (Gates Mills, Ohio)
21	Arden Conyers	G	6-7	204	FR	HS	Columbia, S.C. // Westwood (Blythewood, S.C.)
30	Collin Murray-Boyles	F	6-7	231	FR	HS	Columbia, S.C. // Wasatch Academy (Mt Pleasant, Utah)
31	Benjamin Bosmans-Verdonk	F	6-9	238	RSR	1L	Lommel, Belgium // Illinois
33	Josh Gray	F	7-0	265	SR	3L	Brooklyn, N.Y. // LSU
55	Ta'Lon Cooper	G	6-4	200	GR	TR	Roebuck, S.C. // Minnesota

**Head Coach:** Lamont Paris (Wooster, '96 ; Indiana State '00)

**Assistant Coach:** Tim Buckley (Bemidji State, '88)

**Assistant Coach:** Tanner Bronson (Wisconsin, '08)

**Assistant Coach:** Eddie Shannon (Florida, '99)

**Special Assistant to the Head Coach:** Carey Rich (South Carolina, '95)

**Director of Player Development:** David McKinley (Ohio, '13)

**Director of Basketball Operations:** Colby Arendale (Chattanooga, '18)

**Director of Video Services:** Roman DiPasquale (Wisconsin, '11)

**Strength & Conditioning Coach:** Scott Greenawalt (Muskingum College, '98)

**Athletic Trainer:** Mark Rodger (Buffalo, '01)

**Associate Director of Athletics Communications and Public Relations:** Michael DeBates (Iowa State, '14)

## TOP RETURNING

Scorer.....Johnson, 12.7 ppg  
Rebounder.....Gray, 6.3 rpg  
Assist Maker.....Johnson, 3.6 apg  
FG Shooter \*.....Gray, 51.4%  
3-Point FG Shooter \$.....Wright, 35.0%  
FT Shooter \$.....Johnson, 76.3%  
Shot Blocker.....Gray, 0.8 bpg  
Steal Maker.....Johnson, 0.7 spg

\* at least 75 attempts

\$ at least 20 attempts

## PRONUNCIATION GUIDE

Benjamin **BOSE**-mans-ver-**DONK**

**TUH**-lon Cooper

Ee-**BRIME**-uh **DIB**-ah

Danny **GRAZ**-al

Myles **STEW**-tee

Morris **OO-GAH**-suk





## HEAD COACH LAMONT PARIS

HEAD COACH | SEVENTH SEASON OVERALL | 98-93 (.513) | SECOND SEASON AT SOUTH CAROLINA | 11-21 (.344)

### THE PARIS FILE

#### COACHING

##### Experience

27th year

##### College Head Coach Experience

7th season

##### Hire Date At Carolina

Thursday, March 24, 2022

#### PERSONAL

##### Hometown

Findlay, Ohio

##### Alma Mater

Wooster, 1996 (Bachelors - Economics)

Indiana State, 2000 (Masters - Rec. & Sport Mgmt.)

#### COACHING RESUME

##### College Assistant Coach

Wooster, 1997-98

DePauw, 1998-99

IUP, 2000-04

Akron, 2004-10

Wisconsin, 2010-17

##### College Head Coach

Chattanooga, 2017-22

South Carolina, 2022-present

Lamont Paris, who has been a part of nine NCAA Division I Tournaments and 17 twenty-win seasons as a college head and assistant coach, was named the University of South Carolina's 33rd head coach by Director of Athletics Ray Tanner on Thursday, March 24, 2022.

Paris, 47, is the first African-American head coach in the history of the Gamecock men's basketball program.

In his first season (2022-23), South Carolina had an overhauled roster with eight new players, including just 14.9 percent of the team's scoring and 18.4 percent of the minutes played returning from the season prior. The Gamecocks defeated Clemson at home, 60-58, for the first time since Dec. 19, 2014. Chico Carter Jr. hit the game-winning bucket with 0.9 seconds remaining. Paris became the first Gamecock head coach since Dave Odom in 2001 to defeat the in-state Tigers in his first season. The conference slate was highlighted by road wins at Kentucky, at Ole Miss and at LSU. The Gamecocks wire-to-wire victory at Rupp Arena on Jan. 10 was the team's first there since 2009 and just the program's third all-time win in Lexington since joining the SEC (1992). Ohio State transfer Meechie Johnson made six 3s and scored a career-high 26 points to lead the Gamecocks. Paris joined Eddie Fogler (1997) and Darrin Horn (2009) as the only Gamecock head coaches all-time to win in the historic building. Carolina nearly knocked off SEC Champion and No. 2/2 Alabama at home but fell in overtime, 78-76, thanks to a late bucket from SEC Player of the Year Brandon Miller.

Several players had their most productive seasons to date under Paris and his staff in year one in Columbia. Sophomore Jacobi Wright averaged 7.3 points, 2.1 rebounds and 1.8 assists per game. He had a career-best six games in double figures in SEC play. Josh Gray led the team in rebounding, averaging 6.3 per game and 7.9 rebounds per contest in league action. He had a career-best eight games with 10 or more rebounds, seven of which came in SEC action. Gray also had the best game of his career with 20 points and 14 rebounds vs. Arkansas. Johnson averaged 12.7 points (second on team) and 3.6 assists per contest (eighth in the SEC). He led the team with 70 makes from behind the arc and was one of just eight players in the SEC to make 70 or more 3s.

The staff made early in-roads recruiting over the summer in 2022 with local product Gregory "GG" Jackson II reclassifying and enrolling early. The consensus top player in the 2023 class, Jackson was the highest rated signee in program history (recruit rankings started in early 2000s) and joined PJ Dozier (2015-17) as the only five-star Gamecock freshmen. Jackson would go on to earn All-SEC Freshman honors while leading the team in scoring at 15.4 points per game. He had 11 20-point games, the most by a Carolina freshman since

joining the SEC in 1991-92. Jackson would go on to be selected 45th overall by the Memphis Grizzlies in the 2023 NBA Draft. He became the first NBA Draft pick for the program since All-American Sindarius Thornwell in 2017.

Paris came to Carolina after five seasons as the head coach at University of Tennessee at Chattanooga, coaching the Mocs to an 87-72 overall record (.547), including a 65-29 mark his last three seasons.

In his final year, he led the Mocs to their first Southern Conference title and NCAA berth since 2016. Chattanooga finished the season with a 27-8 mark. He was one of 20 finalists for the Hugh Durham Award, given by CollegeInsider.com to the top Division I mid-major coach in college basketball. The Mocs' NCAA NET ranking improved in each of his seasons at Chattanooga, finishing with a 63 ranking this season.

In his 17 seasons as a collegiate assistant coach prior to becoming head coach at Chattanooga, teams associated with Paris were 497-217 (.696) with five conference titles and 12 NCAA Tournament appearances (Division I and II), reaching two Final Fours.

Paris spent seven seasons as an assistant at Wisconsin from 2010-17 working for Bo Ryan and Greg Gard. The Badgers went to the NCAA Tournament every year with four Sweet 16 appearances and back-to-back trips to the Final Four in 2014 and 2015. Wisconsin played for the National Championship in 2015 after going 36-4 and winning both the Big Ten regular season and tournament titles. The Badgers took down No. 1 overall seed Kentucky in the National Semifinal, ending the Wildcats' previously undefeated season.



### PARIS' CAREER RECORD, YEAR-BY-YEAR

SEASON	RECORD	CONFERENCE (FINISH)	POSTSEASON
2017-18 (CHATT)	10-23	3-15 (10th)	-
2018-19 (CHATT)	12-20	7-11 (5th)	-
2019-20 (CHATT)	20-13	10-8 (T-5th)	-
2020-21 (CHATT)	18-7	9-7 (4th)	-
2021-22 (CHATT)	27-8	14-4 (1st)	0-1 ; NCAA First Round
2022-23 (SC)	11-21	4-14	-
<b>Totals</b>	<b>98-93 (.513)</b>	<b>47-59 (.443)</b>	<b>0-1 (.000) • 1 NCAA</b>



# GAMECOCK SUPERLATIVES UNDER PARIS

## Most Field Goals Made

1. 30, vs. #2/2 Alabama, Feb. 22, 2023
- T1. 30, at Vanderbilt, Jan. 5, 2023
- T3. 28, at Georgia, Jan. 28, 2023
- T3. 28, vs. Eastern Michigan, Dec. 30, 2022
- T3. 28, at Georgetown, Dec. 3, 2022
- T3. 28, vs. USC Upstate, Nov. 25, 2022

## Most Field Goals Attempted

1. 72, at Vanderbilt, Jan. 5, 2023
2. 68, at Georgia, Jan. 28, 2023
3. 65, at George Washington, Nov. 30, 2022
- T4. 64, vs. WKU, Dec. 22, 2022
- T4. 64, vs. Clemson, Nov. 11, 2022

## Highest Field Goal Percent

1. 52.0 percent (26-50), at Missouri, Feb. 7, 2023
2. 49.1 percent (27-55), vs. Presbyterian, Dec. 11, 2022
3. 48.4 percent (30-62), vs. #2/2 Alabama, Feb. 22, 2023
4. 48.2 percent (27-56), at Kentucky, Jan. 10, 2023
5. 47.5 percent (28-59), vs. USC Upstate, Nov. 25, 2022

## Lowest Field Goal Percent

1. 25.0 percent (12-48), vs. #8/9 Tennessee, Jan. 7, 2023
2. 31.1 percent (19-61), vs. Colorado State, Nov. 17, 2022
3. 32.3 percent (21-65), at George Washington, Nov. 30, 2022
4. 34.0 percent (18-53), vs. Miss. State, Jan. 31, 2023
- T5. 34.4 percent (22-64), vs. WKU, Dec. 22, 2022
- T5. 34.4 percent (22-64), vs. Clemson, Nov. 11, 2022

## Most 3-Point Field Goals Made

1. 15, at LSU, Feb. 18, 2023
2. 13, at Georgia, Jan. 28, 2023
3. 11, at Kentucky, Jan. 10, 2023
- T4. 10, at UAB, Dec. 14, 2022
- T4. 10, at Georgetown, Dec. 3, 2022
- T4. 10, vs. Clemson, Nov. 11, 2022

## Most 3-Point Field Goals Attempted

1. 32, at LSU, Feb. 18, 2023
- T2. 31, at Georgia, Jan. 28, 2023
- T2. 31, at Georgetown, Dec. 3, 2022
4. 29, at Vanderbilt, Jan. 5, 2023
- T5. 28, vs. #16/17 Auburn, Jan. 21, 2023
- T5. 28, vs. WKU, Dec. 22, 2022

## Highest 3-Point Field Goal Percentage (min. 10 attempts)

1. 55.0 (11-20), at Kentucky, Jan. 10, 2023
2. 46.9 (15-32), at LSU, Feb. 18, 2023
3. 42.9 (9-21), vs. #2/2 Alabama, Feb. 22, 2023
4. 41.9 (13-31), at Georgia, Jan. 28, 2023
5. 40.0 (10-25), at UAB, Dec. 14, 2022

## Most Free Throws Made

1. 21, vs. SC State, Nov. 8, 2022
- T2. 19, vs. Georgia, March 4, 2023
- T2. 19, vs. #16/17 Auburn, Jan. 21, 2023
4. 17, at LSU, Feb. 18, 2023
5. 16, at Miss. State, Feb. 28, 2023

## Most Free Throws Attempted

1. 31, vs. Georgia, March 4, 2023
2. 30, vs. SC State, Nov. 8, 2022
3. 25, vs. WKU, Dec. 22, 2022
4. 24, vs. #16/17 Auburn, Jan. 21, 2023
5. 21, at Missouri, Feb. 7, 2023

## Highest Free Throw Percentage (min. 10 attempts)

1. 94.4 percent (17-18), at LSU, Feb. 18, 2023
2. 93.3 percent (14-15), vs. #8/9 Tennessee, Jan. 7, 2023
3. 83.3 percent (15-18), vs. Vanderbilt, Feb. 14, 2023
4. 79.2 percent (19-24), vs. #16/17 Auburn, Jan. 21, 2023
5. 72.7 percent (8-11), vs. USC Upstate, Nov. 25, 2022

## Most Offensive Rebounds

1. 19, vs. Clemson, Nov. 11, 2022
2. 18, vs. Eastern Michigan, Dec. 30, 2022
- T3. 17, at Georgia, Jan. 28, 2023
- T3. 17, vs. WKU, Dec. 22, 2022
5. 16, vs. Georgia, March 4, 2023

## Most Defensive Rebounds

1. 38, at Vanderbilt, Jan. 5, 2023
2. 34, vs. WKU, Dec. 22, 2022
3. 33, at Florida, Jan. 25, 2023
4. 31, vs. Clemson, Nov. 11, 2022
5. 28, vs. Eastern Michigan, Dec. 30, 2022

## Most Total Rebounds

1. 51, vs. WKU, Dec. 22, 2022
2. 50, vs. Clemson, Nov. 11, 2022
3. 46, vs. Eastern Michigan, Dec. 30, 2022
4. 45, at Florida, Jan. 25, 2023
5. 42, at Georgia, Jan. 28, 2023

## Most Personal Fouls

1. 25, at Vanderbilt, Jan. 5, 2023
2. 23, vs. #16/17 Auburn, Jan. 21, 2023
3. 22, vs. WKU, Dec. 22, 2022
- T4. 21, vs. #2/2 Alabama, Feb. 22, 2023
- T4. 21, at Georgia, Jan. 28, 2023

## Most Points

1. 82, at LSU, Feb. 18, 2023
2. 80, vs. SC State, Nov. 8, 2022
3. 79, at Vanderbilt, Jan. 5, 2023
4. 78, at Georgia, Jan. 28, 2023
5. 76, vs. #2/2 Alabama, Feb. 22, 2023

## Fewest Points

1. 42, vs. #8/9 Tennessee, Jan. 7, 2023
2. 45, at #11/13 Tennessee, Feb. 25, 2023
3. 51, vs. Miss. State, Jan. 31, 2023
- T4. 53, vs. Texas A&M, Jan. 14, 2023
- T4. 53, vs. Colorado State, Nov. 17, 2022

## Most Assists

1. 20, at LSU, Feb. 18, 2023
- T2. 18, at Missouri, Feb. 7, 2023
- T2. 18, at Georgetown, Dec. 3, 2022
- T4. 15, vs. Ole Miss, March 8, 2023
- T4. 15, at UAB, Dec. 14, 2022

## Fewest Turnovers

1. 6, vs. Presbyterian, Dec. 11, 2022
2. 8, vs. USC Upstate, Nov. 25, 2022
- T3. 9, vs. Ole Miss, Jan. 17, 2023
- T3. 9, vs. Eastern Michigan, Dec. 30, 2022
- T5. 10, vs. Ole Miss, March 8, 2023
- T5. 10, vs. Vanderbilt, Feb. 14, 2023
- T5. 10, vs. Arkansas, Feb. 4, 2023
- T5. 10, vs. WKU, Dec. 22, 2022

## Most Turnovers

1. 19, vs. Clemson, Nov. 11, 2022
- T2. 18, vs. Miss. State, Jan. 31, 2023
- T2. 18, at Georgia, Jan. 28, 2023
- T2. 18, vs. #8/9 Tennessee, Jan. 7, 2023
5. 17, vs. Furman, Nov. 20, 2022

## Most Blocks

1. 7, vs. Davidson, Nov. 18, 2022
2. 6, vs. Georgia, March 4, 2023
- T3. 5, vs. #8/9 Tennessee, Jan. 7, 2023
- T3. 5, vs. SC State, Nov. 8, 2022
- T5. 4, at UAB, Dec. 14, 2022
- T5. 4, at George Washington, Nov. 30, 2022
- T5. 4, vs. USC Upstate, Nov. 25, 2022
- T5. 4, vs. Clemson, Nov. 11, 2022

## Most Steals

1. 10, vs. #8/9 Tennessee, Jan. 7, 2023
2. 9, vs. ECU, Dec. 17, 2022
- T3. 8, vs. Miss. State, Jan. 31, 2023
- T3. 8, vs. Davidson, Nov. 18, 2022
- T5. 7, vs. Georgia, March 4, 2023
- T5. 7, at Georgia, Jan. 28, 2023
- T5. 7, vs. Texas A&M, Jan. 14, 2023

## Most Points By Opponent

1. 94, Texas A&M, Jan. 14, 2023
- T2. 85, at #11/13 Tennessee, Feb. 25, 2023
- T2. 85, #8/9 Tennessee, Jan. 7, 2023
- T2. 85, Colorado State, Nov. 17, 2022
- T5. 84, at Vanderbilt, Jan. 5, 2023
- T5. 84, at UAB, Dec. 14, 2022

## Fewest Points By Opponent

1. 53, USC Upstate, Nov. 25, 2022
2. 57, Presbyterian, Dec. 11, 2022
3. 58, WKU, Dec. 22, 2022
4. 60, Clemson, Nov. 11, 2022
5. 61, at Ole Miss, Feb. 11, 2023

## Most Field Goals Made By Opponent

1. 36, at #11/13 Tennessee, Feb. 25, 2023
- T2. 35, #8/9 Tennessee, Jan. 7, 2023
- T2. 35, Colorado State, Nov. 17, 2022
4. 34, Texas A&M, Jan. 14, 2023
5. 31, at Florida, Jan. 25, 2023

## Fewest Field Goals Made By Opponent

- T1. 20, at Ole Miss, Feb. 11, 2023
- T1. 20, WKU, Dec. 22, 2022
3. 22, ECU, Dec. 17, 2022
- T4. 23, Ole Miss, Jan. 17, 2023
- T4. 23, Clemson, Nov. 11, 2022
- T4. 24, Presbyterian, Dec. 11, 2022
- T4. 24, USC Upstate, Nov. 25, 2022

## Highest Opponent Field Goal Percent

1. 58.3 (35-60), Colorado State, Nov. 17, 2022
2. 58.1 (36-62), at #11/13 Tennessee, Feb. 25, 2023
3. 54.8 (34-62), Texas A&M, Jan. 14, 2023
4. 52.9 (27-51), Miss. State, Jan. 31, 2023
5. 52.2 (24-46), Presbyterian, Dec. 11, 2022

## Lowest Opponent Field Goal Percent

1. 36.4 percent (20-55), WKU, Dec. 22, 2022
2. 37.0 percent (20-54), at Ole Miss, Feb. 11, 2023
3. 37.3 percent (23-61), Clemson, Nov. 11, 2022
4. 38.5 percent (25-65), Vanderbilt, Feb. 14, 2023
5. 39.7 percent (25-63), E. Michigan, Dec. 30, 2022

## Most Rebounds By Opponent

- T1. 48, Vanderbilt, Feb. 14, 2023
- T1. 48, Texas A&M, Jan. 14, 2023
- T1. 48, #8/9 Tennessee, Jan. 7, 2023
4. 44, at Vanderbilt, Jan. 5, 2023
5. 43, Ole Miss, Jan. 17, 2023


## Fewest Rebounds By Opponent

- T1. 25, Georgia, March 4, 2023
- T1. 25, Presbyterian, Dec. 11, 2022
- T2. 28, at Miss. State, Feb. 28, 2023
- T2. 28, at Missouri, Feb. 7, 2023
- T2. 28, at Kentucky, Jan. 10, 2023
- T2. 28, ECU, Dec. 17, 2022
- T2. 28, USC Upstate, Nov. 25, 2022

## Most Turnovers By Opponent

1. 16, vs. Miss. State, Jan. 31, 2023
- T2. 14, #8/9 Tennessee, Jan. 7, 2023
- T2. 14, at Vanderbilt, Jan. 5, 2023
- T4. 13, USC Upstate, Nov. 25, 2022
- T4. 13, Davidson, Nov. 18, 2022
- T4. 13, Clemson, Nov. 11, 2022

## GAMECOCK BASKETBALL ASSISTANT COACHES & SUPPORT STAFF



### > **Tanner Bronson, Assistant Coach (Wisconsin, '08)**

- Served in same capacity at Chattanooga for five seasons (2017-22) under Paris
- Was assistant at St. Louis (2012-16) prior to joining the Mocs ; team won 103 games in his five seasons there and made three NCAA appearances, winning a game each time
- Went from manager, to walk-on to scholarship player at Wisconsin under Bo Ryan ; was on four NCAA teams (Elite Eight in '05' and Sweet Sixteen in '08')




### > **Tim Buckley, Assistant Coach (Bemidji State, '88)**

- Second season at Carolina and was previously at UNLV (2019-22) ; also was scout with the Minnesota Timberwolves (2017-19)
- Was on staff for the entire Tom Crean tenure at Indiana where he was a part of two Big Ten titles (2013, 2016), four NCAA Appearances, including three trips to the Sweet Sixteen ; the Hoosiers went 138-69 (.667) the last six seasons he was there
- Has had two stints as a head coach at Ball State (2000-06) and Rockford (1989-93)



### > **Eddie Shannon, Assistant Coach (Florida, '99)**

- Second season at Carolina ; spent three seasons at Chattanooga (2019-22) under Paris ; also was assistant at Canisius (2017-19)
- Played professionally overseas for 10 seasons with stops in Italy, France, Russia, Sweden, Croatia, Latvia, Greece, Australia, and Cyprus
- Four-year starter at Florida (1995-99), helping usher in the Billy Donovan era in Gainesville ; scored 1,168 career points and left as the career leader in steals (204) ; only player in school history with 200+ steals and he was also second in assists (493)



### > **Colby Arendale, Director of Operations (Chattanooga, '18)**

- Second season at Carolina ; served in the same capacity at Chattanooga under Paris for the past three seasons (2019-22)
- Was a student manager in 2017-18 and then a graduate manager for the Mocs from 2018-19
- Recently completed his MBA




### > **David McKinley, Director of Player Development (Ohio, '13)**

- Second season at Carolina ; was on Paris' staff at Chattanooga for five seasons (2017-22) in variety of roles
- Served as an assistant coach for the Mocs the last three seasons (2019-22)
- Played collegiately at Ohio University where he was a four-year letterwinner from 2010-13 ; team captain his last two years and member of Bobcat team that won school record 29 games and advanced to the Sweet Sixteen



### > **Carey Rich, Special Assistant to the Head Coach (South Carolina, '95)**

- First official hire of the Paris era at South Carolina ; enters his second season with the team
- Served seven years as superintendent with the City of Columbia's Parks and Recreation Department
- Played one season at Western Carolina before returning home to finish his career with the Gamecocks (1993-95) ; scored 784 career points in Garnet & Black and dished out 340 assists in 79 games ; his 4.30 assists per game average is sixth all-time at Carolina



### > **Roman DiPasquale, Director of Video Services (Wisconsin, '11)**

- Second season at South Carolina ; was on the Chattanooga staff all five seasons (2017-22) under Paris serving in a variety of roles
- Worked as the video coordinator at Stanford (2014-16)
- Also has stints in the NBA with Portland (2013-14) and Philadelphia (2011-12) ; was a student manager at Wisconsin




### > **Scott Greenawalt, Strength & Conditioning Coach (Muskingum College, '98)**

- Enters his 12th season with men's basketball program in 2023-24 ; worked with men's and women's basketball at Kansas State from 2006-12 before coming to South Carolina with head coach Frank Martin
- Was a part of the staff for the best season in school history which culminated with a trip to the 2017 Final Four
- Worked at Cincinnati for eight years prior to his time in Manhattan ; was an all-conference linebacker in in for Muskingum College



**Mark Rodger**  
Athletic Trainer



**Jack Samonsky**  
Graduate Assistant



**Tada Stricklen**  
Graduate Assistant



**Michael DeBates**  
Associate Director  
Communications  
& Public Relations



**Sam Straker**  
Creative Media  
Producer



**Jeremy Ford**  
Sports Dietician



**Charles Waddell**  
Special Assistant  
to the AD // Sport  
Admin





# COLONIAL LIFE ARENA

HOME OF GAMECOCK BASKETBALL [COLONIAL LIFE ARENA RECORD: 230-114 (.669)]

## FUN FACTS ABOUT COLONIAL LIFE ARENA

- > **16,880** cubic yards of earth moved, which is enough to fill 222 swimming pools
- > **3,848** tons of steel, which would weigh equal to 96,200 quarters, which would equal \$24,050
- > **125** miles of cable, which would stretch between Columbia and Folly Beach
- > **1,872** tons of cooling, which would cool an average of 12 grocery stores
- > **205,384** bricks and **60,137** concrete blocks, which would stretch the entire length of Lake Murray (41 miles)
- > **8,750** gallons of paint, which would paint approximately 115 average Columbia 2-story houses
- > **4,781** square yards of carpet, which would carpet approximately the field at Williams-Brice Stadium
- > **443** people working on building the arena at a given time, which would staff 44 fast food restaurants
- > **1,158,000** man-hours to complete Colonial Life Arena, which would equal two working hours from each person living in the Columbia Metro area



CHRIS SILVA THROWS IN A SILVA SLAM FOR TWO OF HIS 27 POINTS THAT LED THE GAMECOCKS TO VICTORY VS. NO. 18 KENTUCKY, 76-68, ON JAN. 16, 2018. CAROLINA TRAILED BY AS MANY AS 14 POINTS IN THE SECOND HALF.

## KEY ARENA DATES/ MEMORABLE MOMENTS

- > **April 2001** - Construction begins
- > **Nov. 24, 2002** - Carolina defeats ETSU, 71-66, in its first contest in the building
- > **Jan. 8, 2003** - The Gamecocks post a 55-49 win in the first SEC contest at the building over Ole Miss.
- > **March 15, 2006** - Carolina defeats Western Kentucky, 74-55, in the first round of the Postseason NIT. The Gamecocks would go on to win their second straight NIT Championship later that month.
- > **Jan. 21, 2009** - Zam Fredrick scores on a last second lay-in to propel the Gamecocks past Florida, 70-69, at the buzzer. Carolina would go on to capture the 2009 SEC Eastern Division Co-Championship.
- > **Jan. 26, 2010** - Led by heralded senior Devan Downey, Carolina posted its first win over a No. 1 ranked opponent (AP poll) in school history when it defeated top-ranked Kentucky, 68-62.
- > **Feb. 7, 2017** - The Gamecocks would battle Alabama into a four-overtime contest, with the Crimson Tide eventually closing the 90-86 win. Senior guard Sindarius Thornwell scored 44 points and pulled down 21 rebounds in the game. Carolina would go on to its first Final Four in program history later that season.
- > **Nov. 15, 2019** - Carolina captures its 200th victory at Colonial Life Arena with a 90-63 win over Cleveland State.



DEVAN DOWNEY VS. KENTUCKY, JAN. 26, 2010 - HE SCORED 30 POINTS AS CAROLINA BEAT THE TOP-RANKED WILDCATS, 68-62.



SINDARIUS THORNWELL HIGH FIVES FANS AFTER SOUTH CAROLINA'S 61-46 WIN VS. NO. 25/24 MICHIGAN ON NOV. 23, 2019.



# 2023-24 GAMECOCK SUPERLATIVES

## GAMECOCKS' RECORD WHEN ...

At home
On the road
At neutral sites
In overtime
vs. Top 25 team
vs. Top 10 team
vs. Top 3 team
Leading at half
Trailing at half
Tied at half
Shooting 50% or better
Shooting between 39-49.9%
Shooting less than 39%
Opp. shooting 50% or better
Opp. shooting between 39-49.9%
Opp. shooting less than 39%
Shooting better than opp.
Shooting worse then/equal to opp.
Starters out-score opp. starter
Opp. starters score/equal more
Bench out-scores opp. bench
Opp. bench scores/equals more
Having more FTs than opp.
Having equal/less FTs than opp.
Have more TOs than opp.
Having equal/less TOs than opp.
Having more rebounds than opp.
Having equal/less rebounds than opp.
Making 6 or more 3FGs
Having 15 or more assists
Score more points in paint than opp.
Scoring equal/less points in paint than opp.
Scoring more points off TOs than opp.
Scoring equal/less points off TOs than opp.
Scoring more 2nd-chance points than opp.
Scoring equal/less 2nd-chance points than opp.
Scoring more fast break points than opp.
Scoring equal/less fast break points than opp.
Wearing White uniforms
Wearing Garnet uniforms
Wearing Black uniforms
Wearing Throwback White uniforms
Wearing Throwback Garnet uniforms
Playing on live TV/live broadcast
Playing in November
Playing in December
Playing in January
Playing in February
Playing in March
Playing a day-game
Playing a night-game
Playing on Sunday
Playing on a Monday
Playing on a Tuesday
Playing on a Wednesday
Playing on a Thursday
Playing on a Friday
Playing on a Saturday
Playing on a Sunday
Scoring margin is 5 points or less
Margin is between 6-10
Margin is between 11-20
Margin is more than 20
Scoring 59 points or less
Scoring 60-69 points
Scoring 70-79 points
Scoring 80-89 points
Scoring 90-99 points
Scoring 100+ points

## MISCELLANEOUS

Current streak
Home court streak
Away streak
Neutral court streak

Scoring Leaders	'23-24	Career
Meechie Johnson		7*
Josh Gray		1*
Zachary Davis		1

Rebounding Leaders	'23-24	Career
Josh Gray		18*
Meechie Johnson		1*
Benjamin Bosmans-Verdonk		1*

Assists Leaders	'23-24	Career
Meechie Johnson		19*
Jacobi Wright		18
Benjamin Bosmans-Verdonk		3*
Zachary Davis		2
Josh Gray		1*

Blocks Leaders	'23-24	Career
Josh Gray		20*
Benjamin Bosmans-Verdonk		5*
Zachary Davis		3
Jacobi Wright		1

Steals Leaders	'23-24	Career
Zachary Davis		9
Meechie Johnson		9*
Jacobi Wright		6
Josh Gray		4*
Benjamin Bosmans-Verdonk		4*

Double-Figure Scoring	'23-24	Career
B.J. Mack		61
Ta'Lon Cooper		51
Stephen Clark		49
Myles Stute		30
Meechie Johnson		22
Jacobi Wright		11
Josh Gray		3
Zachary Davis		1

20+ points	'23-24	Career
B.J. Mack		20
Stephen Clark		11
Myles Stute		4
Meechie Johnson		4
Ta'Lon Cooper		
Josh Gray		1

30+ points	'23-24	Career
------------	--------	--------

Double-Figure Rebounding	'23-24	Career
Stephen Clark		11
Josh Gray		8
B.J. Mack		7
Ta'Lon Cooper		2
Myles Stute		1

5+ assists	'23-24	Career
Ta'Lon Cooper		61
Stephen Clark		19
Meechie Johnson		10
B.J. Mack		3
Jacobi Wright		1

3+ steals	'23-24	Career
Ta'Lon Cooper		9
Stephen Clark		8
Meechie Johnson		2
Zachary Davis		2
Myles Stute		2
B.J. Mack		1

2+ blocks	'23-24	Career
Stephen Clark		56
Ta'Lon Cooper		15
Josh Gray		8
B.J. Mack		7
Myles Stute		1
Zachary Davis		1

## Miscellaneous

Largest Halftime Lead
SC
Opp
Smallest Halftime Lead
SC
Opp
Fewest Points In First Half
SC
Opp
Most Points In First Half
SC
Opp
Fewest Points In Second Half
SC
Opp
Most Points In Second Half
SC
Opp
Most Points in Overtime
SC
Opp
Largest Margin of Victory
SC
Opp
Smallest Margin of Victory
SC
Opp

Double-Doubles	'23-24	Career
Stephen Clark		11
B.J. Mack		7
Ta'Lon Cooper		6
Josh Gray		2
Myles Stute		1

Dunks	'23-24	Career
Josh Gray		26*
Zachary Davis		4
Benjamin-Bosmans Verdonk		2*

- tied for team lead also included

- \* indicates at Carolina ONLY

## 2023-24 GAME-BY-GAME

**BOLD** - home game | *♣* - Charleston Classic (Charleston, S.C.) | *^* - Greenville Winter Inv. (Greenville, S.C.) | *\** - indicates SEC contest



DATE	OPP.	W/L	SCORE	RECORD (SEC)	POINTS	REBOUNDS	ASSISTS	BLOCKS	STEALS	ATTENDANCE
11/6/23	USC Upstate									

& - Hall of Fame Series (Charlotte, N.C.) | ^ - Arizona Tip-Off (Glendale, Ariz.) | \* - indicates SEC contest | home games in **bold**





**GAME 1**

Columbia, S.C.  
Colonial Life Arena  
Nov. 6, 2023  
7 p.m. (ET) SEC Network+



**GAME 2**

Charlotte, N.C.  
Spectrum Center  
Nov. 10, 2023  
9:30 p.m. (ET) ACC Network



**GAME 3**

Columbia, S.C.  
Colonial Life Arena  
Nov. 13, 2023  
7 p.m. (ET) SEC Network+

**GAME 1**

**GAME 2**

**GAME 3**

## THE LAST TIME IN SOUTH CAROLINA BASKETBALL...

### AN INDIVIDUAL ...

Scored 20 or more points:	South Carolina: Gregory "GG" Jackson II (24), vs. Ole Miss (March 8, 2023), in Nashville, Tenn. Opponent: Amaree Abram (20), Ole Miss (March 8, 2023), in Nashville, Tenn.
Scored 30 or more points:	South Carolina: Gregory "GG" Jackson II (30) vs. No. 16/17 Auburn (Jan. 21, 2023) in Columbia, S.C. Opponent: Devontae Shuler (31), vs. Ole Miss (Feb. 13, 2021), in Columbia, S.C.
Scored 35 or more points:	South Carolina: Sindarius Thornwell (44) vs. Alabama (Feb. 7, 2017) in Columbia, S.C. Opponent: Emoni Bates (36), Eastern Michigan (Dec. 30, 2022), in Columbia, S.C.
Scored 40 or more points:	South Carolina: Sindarius Thornwell (44), vs. Alabama (Feb. 7, 2017) in Columbia, S.C. Opponent: Brandon Miller (41), No. 2/2 Alabama (Feb. 22, 2023) in Columbia, S.C.
Collected 20 or more rebounds:	South Carolina: Sindarius Thornwell (21), vs. Alabama (Feb. 7, 2017) in Columbia, S.C. Opponent: Ekpe Udoh (20), Baylor (Jan. 2, 2010) in Columbia, S.C.
Collected 15 or more rebounds:	South Carolina: Gregory "GG" Jackson II (16), vs. Western Kentucky (Dec. 22, 2022), in Columbia, S.C. Opponent: Henry Coleman III (15), Texas A&M (Jan. 29, 2022) in College Station, Texas
Made 12 or more field goals:	South Carolina: Jermaine Cousinard (12) vs. LSU (Feb. 19, 2022) in Columbia, S.C. Opponent: Brandon Miller (14), No. 2/2 Alabama (Feb. 22, 2023) in Columbia, S.C.
Made 10 or more field goals:	South Carolina: Gregory "GG" Jackson II (10), vs. Ole Miss (March 8, 2023), in Nashville, Tenn. Opponent: Olivier Nkamhoua (10), No. 8/9 Tennessee (Jan. 7, 2023), in Columbia, S.C.
Attempted 20 or more field goals:	South Carolina: Gregory "GG" Jackson II (20), vs. Ole Miss (March 8, 2023), in Nashville, Tenn. Opponent: Brandon Miller (25), No. 2/2 Alabama (Feb. 22, 2023) in Columbia, S.C.
Attempted 25 or more field goals:	South Carolina: Sindarius Thornwell (25), vs. Alabama (Feb. 7, 2017) in Columbia, S.C. Opponent: Brandon Miller (25), No. 2/2 Alabama (Feb. 22, 2023) in Columbia, S.C.
Dished 10 or more assists:	South Carolina: Jermaine Cousinard (10), vs. Miss. State (March 3, 2020) in Columbia, S.C. Opponent: Zakai Zeigler (11), No. 11/13 Tennessee (Feb. 25, 2023) in Knoxville, Tenn.
Swiped 5 or more steals:	South Carolina: Erik Stevenson (6), vs. Princeton (Nov. 12, 2021) in Asheville, N.C. Opponent: Myles Burns (6), Ole Miss (March 8, 2023), in Nashville, Tenn.
Blocked 5 or more shots:	South Carolina: Maik Kotsar (6), vs. North Greenville (Dec. 31, 2018) in Columbia, S.C. Opponent: Liam Robbins (6), Vanderbilt (Jan. 3, 2023), in Nashville, Tenn.
Made 5 or more 3-point field goals:	South Carolina: Meechie Johnson (5) and Jacobi Wight (5), at LSU (Feb. 18, 2023), in Baton Rouge, La Opponent: Amaree Abram (5), Ole Miss (March 8, 2023), in Nashville, Tenn.
Attempted 8 or more 3-point field goals:	South Carolina: Meechie Johnson (8), vs. Ole Miss (March 8, 2023), in Nashville, Tenn. Opponent: Amaree Abram (9), Ole Miss (March 8, 2023), in Nashville, Tenn.
Made 10 or more free throws:	South Carolina: Gregory "GG" Jackson II (11), at Miss. State (Feb. 28, 2023), in Starkville, Miss. Opponent: Kario Oquendo (10), Georgia (Jan. 28, 2023) in Athens, Ga.
Attempted 15 or more free throws:	South Carolina: Chris Silva (16), vs. Georgia (March 9, 2019) in Columbia, S.C. Opponent: Kario Oquendo (10), Georgia (Jan. 28, 2023) in Athens, Ga.
Played all 40 minutes of regulation:	South Carolina: AJ Lawson, at LSU (Jan. 16, 2021) in Baton Rouge, La. Opponent: Anthony Black, Ricky Council IV & Davonte Davis, Arkansas (Feb. 4, 2023), in Columbia, S.C.
A player hit a last-second shot (within 3 seconds) to win a game:	South Carolina: Chico Carter Jr. (10-foot transition jumper), vs. Clemson, (Nov. 11, 2022), in Columbia, S.C. Opponent: Brandon Miller (left-handed layup), No. 2/2 Alabama (Feb. 22, 2023) in Columbia, S.C.
A player had a double-double:	South Carolina: Josh Gray (20 pts, 14 reb), vs. Arkansas (Feb. 4, 2023), in Columbia, S.C. Opponent: Johni Broome (27 pts, 11 reb), No. 16/17 Auburn (Jan. 21, 2023) in Columbia, S.C.
Two or more players had a double-double:	South Carolina: Gregory "GG" Jackson II (20 pts, 10 reb) & Josh Gray (11 pts, 13 reb), at Florida (Jan. 25, 2023), in Gainesville, Fla. Opponent: Nicolas Claxton (13 pts, 10 reb) & Derek Ogbeide (11 pts, 10 reb), Georgia (March 9, 2019) in Columbia, S.C..
A player had a triple-double:	South Carolina: Sam Muldrow (16 points, 14 rebounds, 10 blocks) vs. Vanderbilt (Jan. 8, 2011) in Columbia, S.C. Opponent: Daniel Hackett (Southern California - 22 points, 10 rebounds, 10 assists) (Nov. 17, 2007) in Columbia, S.C. *** Only second triple-double in South Carolina history (Chuck Eidson (25 points, 10 rebounds, 10 assists) vs. SC State (Nov. 29, 2002) in Columbia, S.C..
Scored 30 or more points in back-to-back games:	South Carolina: Devan Downey, 30 vs. Kentucky (Jan. 26, 2010) in Columbia, S.C. 33 vs. Georgia (Jan. 30, 2010) in Columbia, S.C.
Scored 25 or more points in back-to-back games:	South Carolina: AJ Lawson, 25 vs. Florida A&M (Jan. 2, 2021) 30 vs. Texas A&M (Jan. 6, 2021)

### A TEAM ...

Scored 100 or more points:	South Carolina: 105 vs. Army (Dec. 22, 2021) in Columbia, S.C. Opponent: 101, Arkansas (March 2, 2021) in Columbia, S.C.
Scored 50 points or less:	South Carolina: 45, at No. 11/13 Tennessee (Feb. 25, 2023) in Knoxville, Tenn. Opponent: 32, Wyoming (Nov. 10, 2019) in Columbia, S.C.
Scored 50 points in a half:	South Carolina: 61 (1st half), vs. Army (Dec. 22, 2021) in Columbia, S.C. Opponent: 50 (1st half), Texas A&M (Jan. 14, 2023), in Columbia, S.C.
Failed to score 25 points in a half:	South Carolina: 19 (2nd half), at No. 11/13 Tennessee (Feb. 25, 2023) in Knoxville, Tenn. Opponent: 23 (2nd half), Ole Miss (Feb. 11, 2023), in Oxford, Miss.

<b>Collected 50 or more rebounds:</b>	South Carolina: 51, vs. Western Kentucky (Dec. 22, 2022), in Columbia, S.C. Opponent: 51, Clemson (Dec. 18, 2021) in Clemson, S.C.
<b>Shot 60% or better from the field:</b>	South Carolina: 60.0% (39-65), vs. High Point (March 15, 2016) in Columbia, S.C. Opponent: 69.6% (32-46) Missouri (Feb. 28, 2013) in Columbia, S.C.
<b>Shot 50% or better from the field:</b>	South Carolina: 52.0% (26-50), at Missouri (Feb. 7, 2023), in Columbia, Mo. Opponent: 50.0% (26-52), Miss. State (Feb. 28, 2023), in Starkville, Miss.
<b>Shot less than 30% from the field:</b>	South Carolina: 25.0% (12-48), vs. No. 8/9 Tennessee (Jan. 7, 2023), in Columbia, S.C. Opponent: 27.3% (15-55), Texas A&M (Feb. 8, 2020) in Columbia, S.C.
<b>Shot 50% or better from 3-point range (at least 10 attempts):</b>	South Carolina: 55.0% (11-20), at Kentucky (Jan. 10, 2023), in Lexington, Ky. Opponent: 51.9% (14-27), No. 22/20 Tennessee, (Feb. 5, 2022), in Columbia, S.C.
<b>Shot 20% or less from 3-point range (at least 10 attempts):</b>	South Carolina: 14.3% (2-14), vs. Georgia (March 4, 2023), in Columbia, S.C. Opponent: 17.6% (3-17), No. 16/17 Auburn (Jan. 21, 2023) in Columbia, S.C.
<b>Dished 20 or more assists:</b>	South Carolina: 20, at LSU (Feb. 18, 2023), in Baton Rouge, La. Opponent: 29, No. 11/13 Tennessee (Feb. 25, 2023) in Knoxville, Tenn.
<b>Made 35 or more shots:</b>	South Carolina: 45, vs. Allen (Dec. 14, 2021) in Columbia, S.C. Opponent: 36, No. 11/13 Tennessee (Feb. 25, 2023) in Knoxville, Tenn..
<b>Attempted 80 or more shots:</b>	South Carolina: 82, vs. No. 5/4 Kentucky, (Feb. 8, 2022) in Columbia, S.C. Opponent: 83, LSU (Feb. 10, 1996) in Columbia, S.C.
<b>Attempted 70 or more shots:</b>	South Carolina: 72, at Vanderbilt (Jan. 3, 2023), in Nashville, Tenn. Opponent: 72, Army (Dec. 22, 2021) in Columbia, S.C.
<b>Made 10 or more 3-pointers:</b>	South Carolina: 15, at LSU (Feb. 18, 2023), in Baton Rouge, La. Opponent: 10, No. 11/13 Tennessee (Feb. 25, 2023) in Knoxville, Tenn.
<b>Did not make a 3-pointer:</b>	South Carolina: vs. USC Upstate (Nov. 6, 2018) in Columbia Opponent: Mississippi State (Feb. 23, 2022) in Columbia, S.C.
<b>Attempted 30 or more 3-pointers:</b>	South Carolina: 32, at LSU (Feb. 18, 2023), in Baton Rouge, La. Opponent: 37, Vanderbilt (Feb. 14, 2023) in Columbia, S.C..
<b>Attempted 25 or more 3-pointers:</b>	South Carolina: 27, vs. Vanderbilt (Feb. 14, 2023) in Columbia, S.C.. Opponent: 27, No. 2/2 Alabama (Feb. 22, 2023) in Columbia, S.C.
<b>Made 30 or more free throws:</b>	South Carolina: 35, vs. Alabama (Feb. 7, 2017) in Columbia, S.C. Opponent: 34, Ole Miss (Feb. 13, 2021) in Columbia, S.C.
<b>Attempted 40 or more free throws:</b>	South Carolina: 50, vs. Alabama (Feb. 7, 2017) in Columbia, S.C. Opponent: 44, Ole Miss (Feb. 13, 2021) in Columbia, S.C.
<b>Swiped 15 or more steals:</b>	South Carolina: 15, at Georgia (Feb. 27, 2021) in Athens, Ga. Opponent: 15, Georgia (Jan. 28, 2023) in Athens, Ga.
<b>Blocked 12 or more shots:</b>	South Carolina: 12, vs. Coastal Carolina (Nov. 30, 2018) in Coulmbia, S.C. Opponent: 12, Florida (Feb. 3, 2021) in Gainesvle, Fla.
<b>Blocked 8 or more shots:</b>	South Carolina: 8, vs. Army (Dec. 22, 2021) in Columbia, S.C. Opponent: 9, Florida (Jan. 25, 2023), in Gainesville, Fla.
<b>Won by 30 or more points:</b>	South Carolina: 30, vs. Army (Dec. 22, 2021) in Columbia, S.C. Opponent: 40, No. 11/13 Tennessee (Feb. 25, 2023) in Knoxville, Tenn.
<b>Won by 20 or more points:</b>	South Carolina: 30, vs. Army (Dec. 22, 2021) in Columbia, S.C. Opponent: 21, Florida (Jan. 25, 2023), in Gainesville, Fla.
<b>Played a single overtime game:</b>	Win: 74-71, at Georgetown (Dec. 3, 2022), in Washington, D.C. Loss: 78-76, vs. No. 2/2 Alabama (Feb. 22, 2023) in Columbia, S.C.
<b>Played a double overtime game:</b>	Win: 87-85 vs. WKU (Nov. 27, 2010) in Bowling Green, Ky. Loss: 98-88 vs. Louisville (Feb. 20, 1988) in Columbia, S.C.
<b>South Carolina played a No. 1 Team in the country:</b>	Win: 68-62 vs. No. 1/1 Kentucky (Jan. 26, 2010) in Columbia, S.C. Loss: 85-73 loss to No. 1/1 Tennessee (Feb. 13, 2019) in Knoxville, Tenn.
<b>South Carolina played a top-5 opponent:</b>	Win: 68-62 vs. No. 1/1 Kentucky, (Jan. 26, 2010) in Columbia, S.C. Loss: 78-76 OT loss to No. 2/2 Alabama (Feb. 22, 2023) in Columbia, S.C.
<b>South Carolina played a top-10 opponent:</b>	Win: 81-78 win vs. No. 10/12 Kentucky (Jan. 15, 2020) in Columbia, S.C. Loss: 85-42 loss vs. No. 8/9 Tennessee (Jan. 7, 2023), in Columbia, S.C.
<b>South Carolina played a top-25 opponent:</b>	Win: 77-62 win at No. 22/23 Florida (Feb. 3, 2021) in Gainesville, Fla. Loss: 85-45 loss at No. 11/13 Tennessee (Feb. 25, 2023) in Knoxville, Tenn.
<b>South Carolina defeated a ranked opponent:</b>	Home: 81-78 win vs. No. 10/12 Kentucky (Jan. 15, 2020) in Columbia, S.C. Away: 77-62 win at Florida (Feb. 3, 2021) in Gainesvle, Fla. Neutral: 77-70 vs. No. 20/17 Florida (March 26, 2017) in New York City SEC Home: 81-78 win vs. No. 10/12 Kentucky (Jan. 15, 2020) in Columbia, S.C. SEC Away: 77-72 win at No. 20/22 Florida (Jan. 24, 2018) in Gainesville, Fla. Non-conference away: 70-59 win at No. 9/7 Virginia (Dec. 22, 2019) in Charlottesville, Va.
<b>South Carolina defeated a top-10 opponent:</b>	Home: 81-78 win vs. No. 10/12 Kentucky (Jan. 15, 2020) in Columbia, S.C. Away: 70-59 win at No. 9/7 Virginia (Dec. 22, 2019) in Charlottesville, Va. Neutral: 88-81 win vs. No. 7/7 Duke (March 19, 2017) in Greenville, S.C.
<b>A South Carolina win opened the season:</b>	Home: 80-77 win vs. SC State (Nov. 8, 2022), in Columbia, S.C. Away: 73-52 win at Wofford (Nov. 10, 2017) in Spartanburg, S.C. Neutral: 74-61 win vs. Chaminade (Nov. 19, 2001) in Maui, Hawaii (Maui Invite)
<b>South Carolina opened SEC play:</b>	Home: 85-42 loss vs. No. 8/9 Tennessee (Jan. 7, 2023), in Columbia, S.C. Away: 84-79 OT loss at Vanderbilt (Jan. 3, 2023), in Nashville, Tenn.





#0 EBRIMA DIBBA



#1 JACOBI WRIGHT



#2 B.J. MACK



#4 STEPHEN CLARK



#5 MEECHIE JOHNSON



#10 MYLES STUTE



#12 ZACHARY DAVIS



#13 AUSTIN HERRO



#14 ELI SPARKMAN



#15 MORRIS UGUSUK



#20 DANNY GRAJZL



#21 ARDEN CONYERS



#30 COLLIN MURRAY-BOYLES



#31 BENJAMIN BOSMANS-VERDONK



#33 JOSH GRAY




#55 TA'LON COOPER



LAMONT PARIS



TIM BUCKLEY



TANNER BRONSON



EDDIE SHANNON



# 2022-23 South Carolina Men's Basketball Combined Team Statistics All games

Page 1/1  
as of Mar 09, 2023

## Game Records

Record	Overall	Home	Away	Neutral
ALL GAMES	11-21	7-8	4-8	0-5
CONFERENCE	4-14	1-8	3-6	0-0
NON-CONFERENCE	7-7	6-0	1-2	0-5

## Score by Periods

Team	1st	2nd	OT	TOT
South Carolina	927	1098	34	2059
Opponents	1126	1157	41	2324

## Team Box Score

No.	Player				Total		3-Point		F-Throw		Rebounds												
		GP-GS	MIN	AVG	FG-FGA	FG%	3FG-3FGA	3FG%	FT-FTA	FT%	OFF	DEF	TOT	AVG	PF	DQ	A	TO	BLK	STL	PTS	AVG	
23	JACKSON II, Gregory "GG"	32-29	1021:23	31.9	177-461	.384	55-170	.324	84-124	.677	49	141	190	5.9	48	0	27	86	26	24	493	15.4	
5	JOHNSON, Meechie	30-29	999:19	33.3	126-349	.361	70-214	.327	58-76	.763	19	91	110	3.7	52	1	109	72	1	22	380	12.7	
10	BROWN, Hayden	31-31	933:17	30.1	132-301	.439	24-110	.218	66-100	.660	50	98	148	4.8	106	10	40	63	12	31	354	11.4	
2	CARTER, JR., Chico	25-25	769:20	30.8	89-189	.471	49-103	.476	17-27	.630	9	36	45	1.8	42	2	40	39	1	15	244	9.8	
1	WRIGHT, Jacobi	32-15	940:43	29.4	82-207	.396	28-80	.350	42-57	.737	14	53	67	2.1	56	0	57	31	1	17	234	7.3	
33	GRAY, Josh	32-15	537:21	16.8	57-111	.514	0-1	.000	24-52	.462	86	115	201	6.3	74	1	15	31	27	9	138	4.3	
30	HANKINS-SANFORD, Daniel	22-0	176:05	8.0	21-61	.344	2-10	.200	7-13	.538	24	24	48	2.2	14	0	4	11	1	3	51	2.3	
12	DAVIS, Zachary	30-2	417:49	13.9	26-68	.382	6-35	.171	8-12	.667	16	51	67	2.2	33	0	22	18	5	21	66	2.2	
31	BOSMANS-VERDONK, Benjamin	31-14	463:05	14.9	22-56	.393	0-0	.000	16-27	.593	56	40	96	3.1	68	1	35	40	7	11	60	1.9	
14	SPARKMAN, Eli	12-0	73:58	6.2	5-10	.500	5-8	.625	2-2	1.000	2	6	8	0.7	6	0	3	2	0	3	17	1.4	
44	COOPER JR., Ford	18-0	131:04	7.3	5-23	.217	4-19	.211	2-2	1.000	2	11	13	0.7	11	0	3	4	0	1	16	0.9	
21	BENSON, Ja'Von	6-0	17:48	3.0	1-9	.111	1-5	.200	0-0	.000	0	5	5	0.8	1	0	0	2	1	0	3	0.5	
4	MINOTT, Tre-Vaughn	7-0	18:47	2.7	1-1	1.000	0-0	.000	1-3	.333	0	2	2	0.3	1	0	0	0	2	0	3	0.4	
Team											51	40	91					22					
Total		32	6500		744-1846	.403	244-755	.323	327-495	.661	378	713	1091	34.1	512	15	355	421	84	157	2059	64.3	
Opponents		32	6500		864-1858	.465	228-674	.338	368-546	.674	343	779	1122	35.1	478	5	470	336	112	234	2324	72.6	

## Team Statistics

	USC	OPP
<b>Scoring</b>	<b>2059</b>	<b>2324</b>
Points per game	64.3	72.6
Scoring margin	-8.3	-
<b>Field goals-att</b>	<b>744-1846</b>	<b>864-1858</b>
Field goal pct	.403	.465
<b>3 point fg-att</b>	<b>244-755</b>	<b>228-674</b>
3-point FG pct	.323	.338
3-pt FG made per game	7.6	7.1
<b>Free throws-att</b>	<b>327-495</b>	<b>368-546</b>
Free throw pct	.661	.674
F-Throws made per game	10.2	11.5
<b>Rebounds</b>	<b>1091</b>	<b>1122</b>
Rebounds per game	34.1	35.1
Rebounding margin	-1.0	-
<b>Assists</b>	<b>355</b>	<b>470</b>
Assists per game	11.1	14.7
<b>Turnovers</b>	<b>421</b>	<b>336</b>
Turnovers per game	13.2	10.5
Turnover margin	-2.7	-
Assist/turnover ratio	0.8	1.4
<b>Steals</b>	<b>157</b>	<b>234</b>
Steals per game	4.9	7.3
<b>Blocks</b>	<b>84</b>	<b>112</b>
Blocks per game	2.6	3.5
<b>Winning streak</b>	<b>0</b>	<b>-</b>
Home win streak	1	-
<b>Attendance</b>	<b>157053</b>	<b>108159</b>
Home games-Avg/Game	15-10470	12-9013
Neutral site-Avg/Game	-	5-2843

## Team Results

Date	Opponent		Score	Att.
11/08/2022	South Carolina St.	W	80-77	12012
11/11/2022	Clemson	W	60-58	13380
11/17/2022	vs Colorado St.	L	53-85	5017
11/18/2022	vs Davidson	L	60-69	3459
11/20/2022	vs Furman	L	60-79	1621
11/25/2022	USC Upstate	W	68-53	9347
11/30/2022	at George Washington	L	55-79	2216
12/03/2022	at Georgetown	Wot	74-71	5391
12/11/2022	Presbyterian	W	68-57	9276
12/14/2022	at UAB	L	70-84	5126
12/17/2022	vs East Carolina	L	56-64	4117
12/22/2022	Western Ky.	W	65-58	9163
12/30/2022	Eastern Mich.	W	74-64	9023
01/03/2023	at Vanderbilt	Lot	79-84	6344
01/07/2023	Tennessee	L	42-85	10704
01/10/2023	at Kentucky	W	71-68	19393
01/14/2023	Texas A&M	L	53-94	10883
01/17/2023	Ole Miss	L	58-70	9171
01/21/2023	Auburn	L	66-81	13048
01/25/2023	at Florida	L	60-81	7831
01/28/2023	at Georgia	Lot	78-81	10523
01/31/2023	Mississippi St.	L	51-66	9129
02/04/2023	Arkansas	L	63-65	11558
02/07/2023	at Missouri	L	74-83	8830
02/11/2023	at Ole Miss	W	64-61	5928
02/14/2023	Vanderbilt	L	64-75	8906
02/18/2023	at LSU	W	82-73	9024
02/22/2023	Alabama	Lot	76-78	11242
02/25/2023	at Tennessee	L	45-85	20273
02/28/2023	at Mississippi St.	L	68-74	7280
03/04/2023	Georgia	W	61-55	10211
03/08/2023	vs Ole Miss	L	61-67	0



# 2022-23 South Carolina Men's Basketball Combined Team Statistics In Conference games

Page 1/1  
as of Mar 09, 2023

## Game Records

Record	Overall	Home	Away	Neutral
ALL GAMES	4-14	1-8	3-6	0-0
CONFERENCE	4-14	1-8	3-6	0-0
NON-CONFERENCE	0-0	0-0	0-0	0-0

## Score by Periods

Team	1st	2nd	OT	TOT
South Carolina	517	613	25	1155
Opponents	652	672	35	1359

## Team Box Score

No.	Player				Total		3-Point		F-Throw		Rebounds													
		GP-GS	MIN	AVG	FG-FGA	FG%	3FG-3FGA	3FG%	FT-FTA	FT%	OFF	DEF	TOT	AVG	PF	DQ	A	TO	BLK	STL	PTS	AVG		
23	JACKSON II, Gregory "GG"	18-15	555:59	30.9	83-242	.343	28-97	.289	52-76	.684	19	68	87	4.8	20	0	18	50	13	14	246	13.7		
5	JOHNSON, Meechie	18-18	623:36	34.6	80-214	.374	42-127	.331	44-50	.880	10	50	60	3.3	35	1	63	48	0	11	246	13.7		
10	BROWN, Hayden	17-17	489:18	28.8	74-167	.443	13-61	.213	32-49	.653	31	44	75	4.4	63	8	23	34	4	21	193	11.4		
2	CARTER, JR., Chico	13-13	395:40	30.4	39-87	.448	21-48	.438	9-12	.750	4	20	24	1.8	25	2	19	22	1	7	108	8.3		
1	WRIGHT, Jacobi	18-10	532:07	29.6	46-114	.404	19-47	.404	33-44	.750	7	25	32	1.8	36	0	25	18	0	11	144	8.0		
33	GRAY, Josh	18-14	372:01	20.7	44-86	.512	0-1	.000	17-37	.459	61	82	143	7.9	45	0	10	24	14	7	105	5.8		
12	DAVIS, Zachary	18-1	265:53	14.8	17-39	.436	5-20	.250	8-11	.727	6	31	37	2.1	24	0	16	11	4	15	47	2.6		
30	HANKINS-SANFORD, Daniel	12-0	86:51	7.2	12-29	.414	2-6	.333	1-1	1.000	7	5	12	1.0	9	0	1	4	0	3	27	2.3		
14	SPARKMAN, Eli	7-0	46:38	6.7	4-6	.667	4-6	.667	0-0	.000	2	5	7	1.0	3	0	0	1	0	1	12	1.7		
44	COOPER JR., Ford	8-0	50:03	6.3	3-10	.300	3-9	.333	0-0	.000	1	3	4	0.5	4	0	1	3	0	0	9	1.1		
31	BOSMANS-VERDONK, Benjamin	18-2	232:60	12.9	4-15	.267	0-0	.000	7-10	.700	21	19	40	2.2	39	1	15	16	4	4	15	0.8		
4	MINOTT, Tre-Vaughn	5-0	15:22	3.1	1-1	1.000	0-0	.000	1-3	.333	0	2	2	0.4	0	0	0	0	2	0	3	0.6		
21	BENSON, Ja'Von	4-0	08:31	2.1	0-3	.000	0-1	.000	0-0	.000	0	2	2	0.5	0	0	0	2	1	0	0	0.0		
Team											28	26	54					13						
Total		18	3675		407-1013	.402	137-423	.324	204-293	.696	197	382	579	32.2	303	12	191	246	43	94	1155	64.2		
Opponents		18	3675		494-1046	.472	122-374	.326	249-359	.694	210	441	651	36.2	270	3	276	185	71	138	1359	75.5		

## Team Statistics

	USC	OPP
<b>Scoring</b>	<b>1155</b>	<b>1359</b>
Points per game	64.2	75.5
Scoring margin	-11.3	-
<b>Field goals-att</b>	<b>407-1013</b>	<b>494-1046</b>
Field goal pct	.402	.472
<b>3 point fg-att</b>	<b>137-423</b>	<b>122-374</b>
3-point FG pct	.324	.326
3-pt FG made per game	7.6	6.8
<b>Free throws-att</b>	<b>204-293</b>	<b>249-359</b>
Free throw pct	.696	.694
F-Throws made per game	11.3	13.8
<b>Rebounds</b>	<b>579</b>	<b>651</b>
Rebounds per game	32.2	36.2
Rebounding margin	-4.0	-
<b>Assists</b>	<b>191</b>	<b>276</b>
Assists per game	10.6	15.3
<b>Turnovers</b>	<b>246</b>	<b>185</b>
Turnovers per game	13.7	10.3
Turnover margin	-3.4	-
Assist/turnover ratio	0.8	1.5
<b>Steals</b>	<b>94</b>	<b>138</b>
Steals per game	5.2	7.7
<b>Blocks</b>	<b>43</b>	<b>71</b>
Blocks per game	2.4	3.9
<b>Winning streak</b>	<b>1</b>	<b>-</b>
Home win streak	1	-
<b>Attendance</b>	<b>94852</b>	<b>95426</b>
Home games-Avg/Game	9-10539	9-10603
Neutral site-Avg/Game	-	0-0

## Team Results

Date	Opponent		Score	Att.
01/03/2023	at Vanderbilt	Lot	79-84	6344
01/07/2023	Tennessee	L	42-85	10704
01/10/2023	at Kentucky	W	71-68	19393
01/14/2023	Texas A&M	L	53-94	10883
01/17/2023	Ole Miss	L	58-70	9171
01/21/2023	Auburn	L	66-81	13048
01/25/2023	at Florida	L	60-81	7831
01/28/2023	at Georgia	Lot	78-81	10523
01/31/2023	Mississippi St.	L	51-66	9129
02/04/2023	Arkansas	L	63-65	11558
02/07/2023	at Missouri	L	74-83	8830
02/11/2023	at Ole Miss	W	64-61	5928
02/14/2023	Vanderbilt	L	64-75	8906
02/18/2023	at LSU	W	82-73	9024
02/22/2023	Alabama	Lot	76-78	11242
02/25/2023	at Tennessee	L	45-85	20273
02/28/2023	at Mississippi St.	L	68-74	7280
03/04/2023	Georgia	W	61-55	10211





South Carolina Men's Basketball  
Individual Career Summaries  
All games

Page 1/7  
as of Oct 06, 2023

**BOSMANS-VERDONK, Benjamin**

				Field Goals		3-Point		F-Throws		Rebounds										Scoring	
SEASON	TEAM	GP-GS	MIN/AVG	FG-FGA	FG%	3FG-3FGA	3FG%	FT-FTA	FT%	OFF	DEF	TOT	AVG	PF-FO	A	TO	BLK	STL	PTS	AVG	
2019-20	Illini	9-0	57/6.3	4-11	.364	0-2	.000	3-4	.750	6	4	10	1.1	6-0	6	5	2	3	11	1.2	
2020-21	Illini	8-0	18/2.2	1-3	.333	0-0	.000	0-0	.000	1	2	3	0.4	0-0	0	1	0	0	2	0.3	
2021-22	Illini	24-2	186/7.8	17-36	.472	0-0	.000	5-17	.294	25	26	51	2.1	33-0	15	5	0	7	39	1.6	
2022-23	USC	31-14	463/14.9	22-56	.393	0-0	.000	16-27	.593	56	40	96	3.1	68-1	35	40	7	11	60	1.9	
TOTAL FOR USC		31-14	463/14.9	22-56	.393	0-0	.000	16-27	.593	56	40	96	3.1	68-1	35	40	7	11	60	1.9	
TOTAL		72-16	724/10.1	44-106	.415	0-2	.000	24-48	.500	88	72	160	2.2	107-1	56	51	9	21	112	1.6	

**Single Game Highs**

Statistic	Value	
Points	8	vs Arkansas St. 11/12/21, vs Michigan St. 01/25/22, vs USC Upstate 11/25/22
Rebounds	10	vs Jackson St. 11/09/21, vs Arkansas St. 11/12/21
Assists	6	vs UTRGV 11/26/21
Steals	2	vs Hampton 11/23/19, vs Purdue 01/17/22, vs USC Upstate 11/25/22
Blocks	2	vs The Citadel 11/20/19
FG Made	4	vs Michigan St. 01/25/22, vs USC Upstate 11/25/22
FG Attempts	7	vs Michigan St. 01/25/22, vs USC Upstate 11/25/22
3FG Attempts	1	vs Nicholls 11/05/19, vs The Citadel 11/20/19
FT Made	4	vs Ole Miss 01/17/23, vs Furman 11/20/22
FT Attempts	6	vs Ole Miss 01/17/23



**South Carolina Men's Basketball**  
**Individual Career Summaries**  
**All games**

Page 2/7  
as of Oct 06, 2023

**CLARK, Stephen**

SEASON	TEAM	GP-GS	MIN/AVG	Field Goals		3-Point		F-Throws		Rebounds									Scoring	
				FG-FGA	FG%	3FG-3FGA	3FG%	FT-FTA	FT%	OFF	DEF	TOT	AVG	PF-FO	A	TO	BLK	STL	PTS	AVG
2019-20	Cit	21-7	326/15.5	31-62	.500	3-19	.158	4-8	.500	11	29	40	1.9	27-0	23	24	16	8	69	3.3
2020-21	Cit	25-18	584/23.4	62-100	.620	2-12	.167	22-41	.537	30	86	116	4.6	49-0	53	41	46	19	148	5.9
2021-22	Cit	31-31	981/31.6	125-232	.539	10-35	.286	40-73	.548	41	147	188	6.1	96-4	112	72	75	19	300	9.7
2022-23	Cit	32-32	1106/34.6	210-427	.492	11-49	.224	90-134	.672	49	160	209	6.5	80-6	91	94	58	29	521	16.3
<b>TOTAL FOR USC</b>		<b>0-0</b>	<b>0/0.0</b>	<b>0-0</b>	<b>.000</b>	<b>0-0</b>	<b>.000</b>	<b>0-0</b>	<b>.000</b>	<b>0</b>	<b>0</b>	<b>0</b>	<b>0.0</b>	<b>0-0</b>	<b>0</b>	<b>0</b>	<b>0</b>	<b>0</b>	<b>0</b>	<b>0.0</b>
<b>TOTAL</b>		<b>109-88</b>	<b>2997/27.5</b>	<b>428-821</b>	<b>.521</b>	<b>26-115</b>	<b>.226</b>	<b>156-256</b>	<b>.609</b>	<b>131</b>	<b>422</b>	<b>553</b>	<b>5.1</b>	<b>252-10</b>	<b>279</b>	<b>231</b>	<b>195</b>	<b>75</b>	<b>1038</b>	<b>9.5</b>

**Single Game Highs**

Statistic	Value	
Points	28	vs Western Caro. 01/14/23
Rebounds	15	at South Carolina St. 11/28/21
Assists	8	5 times
Steals	4	vs Furman 02/15/23
Blocks	6	at Western Caro. 01/05/22
FG Made	11	vs Presbyterian 11/10/22, vs IUPUI 11/25/22, vs ETSU 01/11/23
FG Attempts	20	vs Western Caro. 01/14/23
3FG Made	2	5 times
3FG Attempts	5	vs VMI 02/02/23
FT Made	7	vs Western Caro. 01/14/23
FT Attempts	11	at Furman 01/04/23



**South Carolina Men's Basketball  
Individual Career Summaries  
All games**

Page 3/7  
as of Oct 06, 2023

**COOPER, Ta'lon**

				Field Goals		3-Point		F-Throws		Rebounds										Scoring	
SEASON	TEAM	GP-GS	MIN/AVG	FG-FGA	FG%	3FG-3FGA	3FG%	FT-FTA	FT%	OFF	DEF	TOT	AVG	PF-FO	A	TO	BLK	STL		PTS	AVG
2019-20	More	30-7	696/23.2	66-146	.452	31-80	.388	46-57	.807	17	68	85	2.8	42-1	94	37	10	27		209	7.0
2020-21	More	31-11	907/29.3	89-217	.410	39-99	.394	39-64	.609	10	55	65	2.1	49-1	111	60	16	28		256	8.3
2021-22	More	34-34	1154/33.9	106-260	.408	40-120	.333	56-86	.651	23	131	154	4.5	60-0	202	74	23	31		308	9.1
2022-23	MINN	31-31	1137/36.7	107-271	.395	37-98	.378	54-88	.614	18	107	125	4.0	66-1	196	83	28	33		305	9.8
<b>TOTAL FOR USC</b>		<b>0-0</b>	<b>0/0.0</b>	<b>0-0</b>	<b>.000</b>	<b>0-0</b>	<b>.000</b>	<b>0-0</b>	<b>.000</b>	<b>0</b>	<b>0</b>	<b>0</b>	<b>0.0</b>	<b>0-0</b>	<b>0</b>	<b>0</b>	<b>0</b>	<b>0</b>		<b>0</b>	<b>0.0</b>
<b>TOTAL</b>		<b>126-83</b>	<b>3894/30.9</b>	<b>368-894</b>	<b>.412</b>	<b>147-397</b>	<b>.370</b>	<b>195-295</b>	<b>.661</b>	<b>68</b>	<b>361</b>	<b>429</b>	<b>3.4</b>	<b>217-3</b>	<b>603</b>	<b>254</b>	<b>77</b>	<b>119</b>		<b>1078</b>	<b>8.6</b>

**Single Game Highs**

Statistic	Value	
Points	20	vs Alice Lloyd 12/28/19
Rebounds	11	at Ohio St. 01/12/23
Assists	12	vs Transylvania 11/18/21, vs Presbyterian 12/06/21, vs Nebraska 03/08/23
Steals	5	vs Tennessee Tech 02/03/22
Blocks	4	vs Murray St. 03/05/22, vs Penn St. 02/18/23
FG Made	7	vs Alice Lloyd 12/28/19, at Wisconsin 01/03/23, vs Illinois 01/16/23
FG Attempts	16	at Michigan 01/22/23
3FG Made	4	vs UT Martin 02/01/20, at Jacksonville St. 01/28/21, vs UT Martin 01/12/22
3FG Attempts	10	at SIUE 02/26/22
FT Made	8	vs Nebraska 03/08/23
FT Attempts	10	vs Nebraska 03/08/23

**DAVIS, Zachary**

				Field Goals		3-Point		F-Throws		Rebounds										Scoring	
SEASON	TEAM	GP-GS	MIN/AVG	FG-FGA	FG%	3FG-3FGA	3FG%	FT-FTA	FT%	OFF	DEF	TOT	AVG	PF-FO	A	TO	BLK	STL		PTS	AVG
2022-23	USC	30-2	418/13.9	26-68	.382	6-35	.171	8-12	.667	16	51	67	2.2	33-0	22	18	5	21		66	2.2
<b>TOTAL</b>		<b>30-2</b>	<b>418/13.9</b>	<b>26-68</b>	<b>.382</b>	<b>6-35</b>	<b>.171</b>	<b>8-12</b>	<b>.667</b>	<b>16</b>	<b>51</b>	<b>67</b>	<b>2.2</b>	<b>33-0</b>	<b>22</b>	<b>18</b>	<b>5</b>	<b>21</b>		<b>66</b>	<b>2.2</b>

**Single Game Highs**

Statistic	Value	
Points	13	vs Texas A&M 01/14/23
Rebounds	6	vs Eastern Mich. 12/30/22
Assists	2	4 times
Steals	3	vs Alabama 02/22/23, vs Georgia 03/04/23
Blocks	2	vs Tennessee 01/07/23
FG Made	4	vs Texas A&M 01/14/23
FG Attempts	8	vs USC Upstate 11/25/22
3FG Made	2	vs Alabama 02/22/23
3FG Attempts	5	vs USC Upstate 11/25/22
FT Made	4	vs Texas A&M 01/14/23
FT Attempts	5	vs Texas A&M 01/14/23



**South Carolina Men's Basketball  
Individual Career Summaries  
All games**

Page 4/7  
as of Oct 06, 2023

**DIBBA, Ebrima**

				Field Goals		3-Point		F-Throws		Rebounds									Scoring	
SEASON	TEAM	GP-GS	MIN/AVG	FG-FGA	FG%	3FG-3FGA	3FG%	FT-FTA	FT%	OFF	DEF	TOT	AVG	PF-FO	A	TO	BLK	STL	PTS	AVG
2018-19	CCU	26-24	797/30.6	74-163	.454	13-43	.302	60-78	.769	9	98	107	4.1	48-0	123	67	4	34	221	8.5
2019-20	CCU	6-6	183/30.5	23-52	.442	2-4	.500	17-18	.944	7	18	25	4.2	10-0	29	9	0	10	65	10.8
2020-21	CCU	26-26	856/32.9	70-160	.438	11-37	.297	45-60	.750	21	124	145	5.6	42-0	143	78	3	40	196	7.5
2021-22	CCU	32-31	1063/33.2	85-185	.459	11-31	.355	77-96	.802	19	133	152	4.8	55-1	173	92	0	45	258	8.1
<b>TOTAL FOR USC</b>		<b>0-0</b>	<b>0/0.0</b>	<b>0-0</b>	<b>.000</b>	<b>0-0</b>	<b>.000</b>	<b>0-0</b>	<b>.000</b>	<b>0</b>	<b>0</b>	<b>0</b>	<b>0.0</b>	<b>0-0</b>	<b>0</b>	<b>0</b>	<b>0</b>	<b>0</b>	<b>0</b>	<b>0.0</b>
<b>TOTAL</b>		<b>90-87</b>	<b>2899/32.2</b>	<b>252-560</b>	<b>.450</b>	<b>37-115</b>	<b>.322</b>	<b>199-252</b>	<b>.790</b>	<b>56</b>	<b>373</b>	<b>429</b>	<b>4.8</b>	<b>155-1</b>	<b>468</b>	<b>246</b>	<b>7</b>	<b>129</b>	<b>740</b>	<b>8.2</b>

**Single Game Highs**

Statistic	Value	
Points	19	vs Utah 11/21/19
Rebounds	10	vs Ga. Southern 02/21/21, vs App State 03/07/21, at South Alabama 03/28/22
Assists	12	vs ULM 12/30/21
Steals	6	vs Columbia Int'l 12/03/20
Blocks	1	7 times
FG Made	7	4 times
FG Attempts	15	at DePaul 03/27/19
3FG Made	2	7 times
3FG Attempts	6	at DePaul 03/27/19
FT Made	9	vs Winthrop 12/04/21
FT Attempts	12	vs Winthrop 12/04/21

**GRAY, Josh**

				Field Goals		3-Point		F-Throws		Rebounds									Scoring	
SEASON	TEAM	GP-GS	MIN/AVG	FG-FGA	FG%	3FG-3FGA	3FG%	FT-FTA	FT%	OFF	DEF	TOT	AVG	PF-FO	A	TO	BLK	STL	PTS	AVG
2020-21	LSU	10-0	33/3.3	3-6	.500	0-0	.000	2-7	.286	5	7	12	1.2	7-0	0	2	1	0	8	0.8
2021-22	USC	25-3	284/11.3	30-58	.517	0-1	.000	13-34	.382	36	51	87	3.5	37-0	9	12	17	11	73	2.9
2022-23	USC	32-15	537/16.8	57-111	.514	0-1	.000	24-52	.462	86	115	201	6.3	74-1	15	31	27	9	138	4.3
<b>TOTAL FOR USC</b>		<b>57-18</b>	<b>821/14.4</b>	<b>87-169</b>	<b>.515</b>	<b>0-2</b>	<b>.000</b>	<b>37-86</b>	<b>.430</b>	<b>122</b>	<b>166</b>	<b>288</b>	<b>5.1</b>	<b>111-1</b>	<b>24</b>	<b>43</b>	<b>44</b>	<b>20</b>	<b>211</b>	<b>3.7</b>
<b>TOTAL</b>		<b>67-18</b>	<b>854/12.8</b>	<b>90-175</b>	<b>.514</b>	<b>0-2</b>	<b>.000</b>	<b>39-93</b>	<b>.419</b>	<b>127</b>	<b>173</b>	<b>300</b>	<b>4.5</b>	<b>118-1</b>	<b>24</b>	<b>45</b>	<b>45</b>	<b>20</b>	<b>219</b>	<b>3.3</b>

**Single Game Highs**

Statistic	Value	
Points	20	vs Arkansas 02/04/23
Rebounds	14	vs Mississippi St. 01/31/23, vs Arkansas 02/04/23
Assists	2	5 times
Steals	2	4 times
Blocks	3	4 times
FG Made	9	vs Arkansas 02/04/23
FG Attempts	14	vs Arkansas 02/04/23
3FG Attempts	1	vs Western Ky. 11/14/21, vs Arkansas 02/04/23
FT Made	3	vs Georgetown 12/05/21, at Florida 01/25/23, at Missouri 02/07/23
FT Attempts	7	at Florida 01/25/23





South Carolina Men's Basketball  
Individual Career Summaries  
All games

Page 5/7  
as of Oct 06, 2023

JOHNSON, Meechie

SEASON	TEAM	GP-GS	MIN/AVG	Field Goals		3-Point		F-Throws		Rebounds									Scoring	
				FG-FGA	FG%	3FG-3FGA	3FG%	FT-FTA	FT%	OFF	DEF	TOT	AVG	PF-FO	A	TO	BLK	STL	PTS	AVG
2020-21	OSU	17-0	100/5.9	7-18	.389	6-12	.500	1-6	.167	1	6	7	0.4	6-0	3	5	1	3	21	1.2
2021-22	OSU	26-5	461/17.7	37-120	.308	27-84	.321	14-19	.737	8	32	40	1.5	40-0	31	35	3	17	115	4.4
2022-23	USC	30-29	999/33.3	126-349	.361	70-214	.327	58-76	.763	19	91	110	3.7	52-1	109	72	1	22	380	12.7
TOTAL FOR USC		30-29	999/33.3	126-349	.361	70-214	.327	58-76	.763	19	91	110	3.7	52-1	109	72	1	22	380	12.7
TOTAL		73-34	1560/21.4	170-487	.349	103-310	.332	73-101	.723	28	129	157	2.2	98-1	143	112	5	42	516	7.1

Single Game Highs

Statistic	Value	
Points	26	at Kentucky 01/10/23
Rebounds	7	at Georgetown 12/03/22
Assists	8	at Georgetown 12/03/22
Steals	4	vs Bowling Green 11/15/21
Blocks	1	5 times
FG Made	9	at Kentucky 01/10/23
FG Attempts	18	vs Alabama 02/22/23
3FG Made	6	vs Western Ky. 12/22/22, at Kentucky 01/10/23
3FG Attempts	11	vs Western Ky. 12/22/22
FT Made	8	vs Georgia 03/04/23
FT Attempts	11	vs Georgia 03/04/23



**South Carolina Men's Basketball  
Individual Career Summaries  
All games**

Page 6/7  
as of Oct 06, 2023

**MACK, B.j.**

				Field Goals		3-Point		F-Throws		Rebounds									Scoring	
SEASON	TEAM	GP-GS	MIN/AVG	FG-FGA	FG%	3FG-3FGA	3FG%	FT-FTA	FT%	OFF	DEF	TOT	AVG	PF-FO	A	TO	BLK	STL	PTS	AVG
2019-20	USF	19-0	142/7.5	15-34	.441	3-14	.214	6-6	1.000	5	18	23	1.2	13-0	1	4	3	2	39	2.1
2020-21	WOF	21-5	374/17.8	53-117	.453	17-53	.321	19-22	.864	21	49	70	3.3	44-1	14	24	9	8	142	6.8
2021-22	WOF	32-32	917/28.7	199-371	.536	39-87	.448	90-110	.818	74	123	197	6.2	66-0	70	78	17	20	527	16.5
2022-23	WOF	32-32	996/31.1	191-388	.492	52-155	.335	96-119	.807	36	142	178	5.6	53-0	44	45	14	19	530	16.6
TOTAL FOR USC		0-0	0/0.0	0-0	.000	0-0	.000	0-0	.000	0	0	0	0.0	0-0	0	0	0	0	0	0.0
TOTAL		104-69	2430/23.4	458-910	.503	111-309	.359	211-257	.821	136	332	468	4.5	176-1	129	151	43	49	1238	11.9

**Single Game Highs**

Statistic	Value	
Points	28	at Gardner-Webb 12/08/21, at UNC Greensboro 02/12/23
Rebounds	13	at Gardner-Webb 12/08/21
Assists	6	vs Hampton 11/19/21
Steals	3	at Chattanooga 01/25/23
Blocks	2	7 times
FG Made	10	at Gardner-Webb 12/08/21, at ETSU 01/08/22
FG Attempts	20	at UNC Greensboro 02/12/23
3FG Made	5	at UNC Greensboro 02/12/23
3FG Attempts	8	vs South Fla. 12/12/20, vs UNC Greensboro 12/31/22, at UNC Greensboro 02/12/23
FT Made	9	vs Samford 01/28/23
FT Attempts	11	at Gardner-Webb 12/08/21

**SPARKMAN, Eli**

				Field Goals		3-Point		F-Throws		Rebounds									Scoring	
SEASON	TEAM	GP-GS	MIN/AVG	FG-FGA	FG%	3FG-3FGA	3FG%	FT-FTA	FT%	OFF	DEF	TOT	AVG	PF-FO	A	TO	BLK	STL	PTS	AVG
2022-23	USC	12-0	74/6.2	5-10	.500	5-8	.625	2-2	1.000	2	6	8	0.7	6-0	3	2	0	3	17	1.4
TOTAL		12-0	74/6.2	5-10	.500	5-8	.625	2-2	1.000	2	6	8	0.7	6-0	3	2	0	3	17	1.4

**Single Game Highs**

Statistic	Value	
Points	6	at Mississippi St. 02/28/23
Rebounds	2	vs Texas A&M 01/14/23, at Florida 01/25/23
Assists	1	vs South Carolina St. 11/08/22, vs Colorado St. 11/17/22, at George Washington 11/30/22
Steals	1	vs Colorado St. 11/17/22, vs Texas A&M 01/14/23, vs Ole Miss 03/08/23
FG Made	2	at Mississippi St. 02/28/23
FG Attempts	3	at Mississippi St. 02/28/23
3FG Made	2	at Mississippi St. 02/28/23
3FG Attempts	3	at Mississippi St. 02/28/23
FT Made	2	vs Colorado St. 11/17/22
FT Attempts	2	vs Colorado St. 11/17/22



**South Carolina Men's Basketball  
Individual Career Summaries  
All games**

Page 7/7  
as of Oct 06, 2023

**STUTE, Myles**

				Field Goals		3-Point		F-Throws		Rebounds										Scoring	
SEASON	TEAM	GP-GS	MIN/AVG	FG-FGA	FG%	3FG-3FGA	3FG%	FT-FTA	FT%	OFF	DEF	TOT	AVG	PF-FO	A	TO	BLK	STL		PTS	AVG
2020-21	Vandy	21-3	315/15.0	22-76	.289	18-63	.286	19-25	.760	12	37	49	2.3	25-0	11	17	2	6		81	3.9
2021-22	Vandy	36-30	865/24.0	99-221	.448	79-183	.432	29-42	.690	27	105	132	3.7	85-1	13	25	10	24		306	8.5
2022-23	Vandy	34-26	874/25.7	93-268	.347	74-205	.361	24-36	.667	29	127	156	4.6	79-1	19	45	4	19		284	8.4
<b>TOTAL FOR USC</b>		<b>0-0</b>	<b>0/0.0</b>	<b>0-0</b>	<b>.000</b>	<b>0-0</b>	<b>.000</b>	<b>0-0</b>	<b>.000</b>	<b>0</b>	<b>0</b>	<b>0</b>	<b>0.0</b>	<b>0-0</b>	<b>0</b>	<b>0</b>	<b>0</b>	<b>0</b>		<b>0</b>	<b>0.0</b>
<b>TOTAL</b>		<b>91-59</b>	<b>2054/22.6</b>	<b>214-565</b>	<b>.379</b>	<b>171-451</b>	<b>.379</b>	<b>72-103</b>	<b>.699</b>	<b>68</b>	<b>269</b>	<b>337</b>	<b>3.7</b>	<b>189-2</b>	<b>43</b>	<b>87</b>	<b>16</b>	<b>49</b>		<b>671</b>	<b>7.4</b>

**Single Game Highs**

Statistic	Value	
Points	22	at Texas A&M 01/28/23
Rebounds	11	vs Southern Miss. 11/11/22
Assists	3	vs Arkansas 01/14/23
Steals	4	vs Winthrop 11/20/21
Blocks	2	vs Mississippi Val. 11/29/21
FG Made	7	at Temple 11/15/22, at VCU 11/30/22, at Texas A&M 01/28/23
FG Attempts	15	at Texas A&M 01/28/23
3FG Made	7	at Temple 11/15/22, at Texas A&M 01/28/23
3FG Attempts	14	at Texas A&M 01/28/23
FT Made	8	vs Arkansas 01/14/23
FT Attempts	8	vs South Carolina 01/08/22, vs Arkansas 01/14/23

**WRIGHT, Jacobi**

				Field Goals		3-Point		F-Throws		Rebounds										Scoring	
SEASON	TEAM	GP-GS	MIN/AVG	FG-FGA	FG%	3FG-3FGA	3FG%	FT-FTA	FT%	OFF	DEF	TOT	AVG	PF-FO	A	TO	BLK	STL		PTS	AVG
2021-22	USC	30-9	465/15.5	36-113	.319	11-43	.256	20-28	.714	7	40	47	1.6	36-0	55	38	1	15		103	3.4
2022-23	USC	32-15	941/29.4	82-207	.396	28-80	.350	42-57	.737	14	53	67	2.1	56-0	57	31	1	17		234	7.3
<b>TOTAL</b>		<b>62-24</b>	<b>1405/22.7</b>	<b>118-320</b>	<b>.369</b>	<b>39-123</b>	<b>.317</b>	<b>62-85</b>	<b>.729</b>	<b>21</b>	<b>93</b>	<b>114</b>	<b>1.8</b>	<b>92-0</b>	<b>112</b>	<b>69</b>	<b>2</b>	<b>32</b>		<b>337</b>	<b>5.4</b>

**Single Game Highs**

Statistic	Value	
Points	18	at LSU 02/18/23, vs Alabama 02/22/23
Rebounds	6	vs Georgetown 12/05/21, vs Eastern Mich. 12/30/22
Assists	6	vs Georgetown 12/05/21
Steals	2	7 times
Blocks	1	vs Florida 01/15/22, vs Davidson 11/18/22
FG Made	7	vs Alabama 02/22/23
FG Attempts	12	vs USC Upstate 11/25/22
3FG Made	5	at LSU 02/18/23
3FG Attempts	8	at LSU 02/18/23
FT Made	5	vs Georgia 03/04/23
FT Attempts	8	vs Georgia 03/04/23