

<< 2023-24 GAMECOCK MEN'S BASKETBALL >>

2023-24 SCHEDULE

OVERALL: 2-0 | SEC: 0-0

HOME: 1-0 | AWAY: 0-0 | NEUTRAL: 1-0 | NET: N/A

NOVEMBER

1	-/-	Wofford (exhibition)	W, 60-57
6	-/-	USC Upstate	W, 82-59
10	-/-	vs. Virginia Tech ^	W, 79-77
13	-/-	VMI % (unbracketed game)	7 p.m., SECN+
17	-/-	vs. DePaul %	11:30 p.m., CBSSN
19	-/-	vs. Grand Canyon/San Francisco %	TBD, CBSSN
28	-/-	Notre Dame \$	7 p.m., SECN

DECEMBER

1	-/-	George Washington	7 p.m., SECN+
6	-/-	at Clemson	8 p.m., ACCN
9	-/-	at East Carolina	12 p.m., ESPNU
16	-/-	Charleston Southern	6 p.m., SECN+
19	-/-	Winthrop	7 p.m., SECN+
22	-/-	Elon	6 p.m., SECN
30	-/-	Florida A&M	TBA, SECN+

JANUARY

6	-/-	Mississippi State*	12 p.m., CBS
9	#24/24	at Alabama*	7 p.m., SECN
13	-/-	at Missouri*	3:30 p.m., SECN
16	-/-	Georgia*	9 p.m., ESPNU
20	#14/14	at Arkansas*	1 p.m., SECN
23	#16/16	Kentucky*	7 p.m., SECN
27	-/-	Missouri*	1 p.m., SECN
30	#9/10	at Tennessee*	6:30 p.m., SECN

FEBRUARY

3	-/-	at Georgia*	1 p.m., SECN
6	-/-	Ole Miss*	6:30 p.m., SECN
10	-/-	Vanderbilt*	1 p.m., SECN
14	-/-	at Auburn*	8:30 p.m., SECN
17	-/-	LSU*	3:30 p.m., SECN
24	-/-	at Ole Miss*	3:30 p.m., SECN
28	#15/19	at Texas A&M*	8:30 p.m., SECN

MARCH

2	-/-	Florida*	3:30 p.m. • SECN
6	#9/10	Tennessee*	7 p.m. • ESPN2
9	-/-	at Mississippi State	2:30 p.m. • SECN
13-17	-/-	SEC Tournament &	TBA
21-22	-/-	NCAA Tournament First Round =	TBA
22-23	-/-	NCAA Tournament Second Round =	TBA
28-29	-/-	Regional Semifinal - Sweet 16 #	TBA
30-31	-/-	Regional Final - Elite 8 #	TBA

APRIL

6-8	-/-	Final Four /	TBA
-----	-----	--------------	-----

All home games in **bold** | All times listed Eastern | **SECN+** - SEC Network + | **SECN** - SEC Network | **CBSSN** - CBS Sports Network | * indicates SEC contest | ^ - Hall of Fame Series (Charlotte, N.C.) | % - Arizona Tipoff (Glendale, Ariz.) | \$ - ACC/SEC Challenge | & - SEC Tournament (Nashville, Tenn.) | = - NCAA Tournament First and Second Rounds (various sites) | # - NCAA Regionals (various sites) | / - Final Four (Phoenix, Ariz.) | ** rankings listed are at time of game



2-0, 0-0 SEC
SOUTH CAROLINA

VS.



1-1, 0-0 SoCon
VMI

HEAD COACH: Lamont Paris

(Wooster, '96 ; Indiana State, '00)

AT CAROLINA: 13-21 (2nd season)

CAREER: 100-93 (7th season)

VS. VMI: 5-4

TOP SCORER: Mack (16.0 ppg)

TOP REBOUNDER: Gray (6.0 rpg)

TOP ASSIST MAKER: Cooper (5.0 apg)

TOP SHOT BLOCKER: Six tied (0.5 bpg)

TOP STEALS LEADER: Davis (2.0 spg)

COMMUNICATIONS/PR: Michael DeBates

TWITTER UPDATES: @GamecockMBB

HEAD COACH: Andrew Wilson (Florida State, '04, '06)

AT VMI: 8-26 (2nd season)

CAREER: same

VS. CAROLINA: 0-0

TOP SCORER: Watkins (15.5 ppg)

TOP REBOUNDER: Jackson (10.5 rpg)

TOP ASSIST MAKER: Wright Jr. (3.5 apg)

TOP SHOT BLOCKER: Three tied (0.5 bpg)

TOP STEALS LEADER: Olowoniyi/Johnston (1.0 spg)

COMMUNICATIONS/PR: Daniel Whitehead

TWITTER UPDATES: @VMI_Basketball

TIPOFF NOTABLES

> **A New Chapter** of Gamecock Men's Basketball is underway with second-year head coach Lamont Paris this season. Paris, who has been a part of nine NCAA Division I Tournaments and 17 twenty-win seasons as a college head and assistant coach, was named the University of South Carolina's 33rd head coach by Director of Athletics Ray Tanner on Thursday, March 24, 2022.

> This year's team features a crop of four experienced transfers in Stephen Clark (The Citadel), Ta'Lon Cooper (Minnesota), B.J. Mack (Wofford) and Myles Stute (Vanderbilt). Zachary Davis, Josh Gray, Meechie Johnson and Jacobi Wright all return as Carolina will have an experienced group on the hardwood this season. The team's four transfers have played 430 combined career games.

ASSOCIATE DIRECTOR

COMMUNICATIONS & PUBLIC RELATIONS:

MICHAEL DeBATES // MDEBATES@MAILBOX.SC.EDU

CELL: 712-348-5863 // TWITTER: @MDEBATES

CAROLINA MEN'S BASKETBALL ON SOCIAL MEDIA:

#GAMECOCKS // #FOREVERTOTHEE

TWITTER AND INSTAGRAM: @GAMECOCKMBB

FACEBOOK: /GAMECOCKMBB

ON THE WEB: GAMECOCKSONLINE.COM

GAME 3

VENUE: Colonial Life Arena

BROADCAST: SEC Network+

PLAY-BY-PLAY: Dave Weinstein

ANALYST: John Williams

RADIO: Gamecock Radio Network

IN COLUMBIA: 107.5 The Game

PLAY-BY-PLAY: Derek Scott

ANALYST: Casey Manning

SIRIUSXM: 109 or 192 | **SXM APP:** 963

WATCH: espn.com/watch/

LIVE STATS: GamecocksOnline.com

SERIES: SC leads, 7-3

IN COLUMBIA: SC leads, 3-0

SERIES TREND: Prior to last matchup, teams haven't played since Feb. 28, 1941, a 37-36 Gamecock win SoCon Tournament in Raleigh, N.C.

LAST MEETING: 82-68 South Carolina win on Dec. 28, 2000 at the Carolina Coliseum

NUMBERS OF NOTE

430 - The Gamecocks four transfers (Clark, Cooper, Mack and Stute) have played a combined 430 games at the Division I level with 299 starts across the quartet of players.

3rd - The entire team's 480 combined Division I starts ranks third in the SEC behind only Mississippi State (514) and Texas A&M (502).

.739 - South Carolina is 85-30 all-time (.739) in season openers and the team has won 22 of the last 25 dating back to 1999.

67.9% - The Gamecocks return 67.9% of the team's assists from last season, led by Meechie Johnson, who averaged 3.6 assists per game, which was good for 8th in the SEC.

52.8% - A total of 3,429 of the team's 6,500 total minutes from last season are back this year.

50.3% - 549 of the team's 1,091 rebounds are backed by Josh Gray, who averaged a career-best 6.3 rebounds per game in 2022-23.

COMING UP NEXT

> The Gamecocks are back in action Friday against DePaul (0-2) in the semifinals of the Arizona Tip-Off at Desert Diamond Arena. The game is slated to start at 11:30 p.m. (ET) on CBS Sports Network. Jack Benjamin (xpx) and Matt McCall (analyst) will be on the call for the late night matchup out west.

PROBABLE GAMECOCK STARTERS

#	Name	Ht.	Wt.	Cl.	Hometown	PPG	RPG	Misc.
55	Ta'Lon Cooper	6-4	200	Gr.	Roebuck, S.C.	13.5	4.5	1,000+ points/600+ assists at Minnesota/Morehead State
5	Meechie Johnson	6-2	184	Jr.	Cleveland, Ohio	13.0	4.5	Made 70 3s last year and led team with 3.6 assists per game
10	Myles Stute	6-6	209	Jr.	Washington, D.C.	15.5	5.5	Led SEC in 3-point FG% in 21-22 at 43.2%; has made 153 3s last 2 seasons
4	Stephen Clark	6-8	208	Gr.	Charlotte, N.C.	3.0	2.0	1,038 points in 109 games (88 starts) at The Citadel
2	B.J. Mack	6-8	270	Gr.	Charlotte, N.C.	16.0	4.5	Averaged 14.1 points in 85 games at Wofford (69 starts)

* indicates team leader

2023-24 SOUTH CAROLINA BASKETBALL BROADCAST SPOT CHART

- projected starters shaded in gray ; projected starters based on previous game
- * career high reached this season

0



Ebrima Dibba <i>Ee-BRIME-uh DEEB-ah</i>							
<i>RSR. - G - 6-5 - 214 - BREDANG, SWEDEN // COASTAL CAROLINA</i>							
	MIN	PTS	REB	AST	FG%	3FG%	FT%
23-24	2.8	0.0	0.0	1.0	0.0	0.0	-
Career	31.9	8.1	4.7	5.1	44.9	32.2	79.0
Career Highs: 19 points, 10 rebounds, 12 assists, 6 steals							

- Back and ready to contribute after missing the entire 2022-23 season with an Achilles injury suffered in summer workouts
- Played in 90 career games at Coastal Carolina (2018-22)
- Averaged 8.2 points, 5.2 assists and 4.8 rebounds per game over his four seasons as a Chant
- Standout student and was named to President's List (4.0 GPA) while at Coastal in 2021

1



Jacobi Wright							
<i>JR. - G - 6-2 - 182 - FORT MILL, S.C. // LEGACY EARLY COLLEGE</i>							
	MIN	PTS	REB	AST	FG%	3FG%	FT%
23-24	21.5	10.5	2.0	1.0	57.1	66.7	100
Career	22.6	5.6	1.8	1.8	37.7	32.5	73.9
Career Highs: 18 points, 6 rebounds, 6 assists, 2 steals, 1 block							

- Became key contributor in sophomore campaign in 2022-23, playing in 32 games with 15 starts including the final nine games of the season
- Averaged 7.3 points, 2.1 rebounds and 1.8 assists per game ; scored in double figures nine times and dished out three or more assists on 10 occasions
- Scored 18 points at LSU (Feb. 18) and 17 points at Ole Miss (Feb. 11), leading team to pair of road wins last season in SEC play

2



B.J. Mack							
<i>GR. - F - 6-8 - 270 - CHARLOTTE, N.C. // WOFFORD</i>							
	MIN	PTS	REB	AST	FG%	3FG%	FT%
23-24	22.9	16.0	4.5	1.0	52.0	40.0	66.7
Career	23.4	12.0	4.5	1.2	50.4	36.1	81.9
Career Highs: 28 points, 13 rebounds, 6 assists, 3 steals, 2 blocks							

- In 85 games played (69 starts) in three seasons at Wofford (2020-23), Mack averaged 14.1 points, 5.2 rebounds and 1.5 assists per game
- Started all 32 games in 2022-23 and averaged 16.6 points, 5.6 rebounds and 1.4 assists per game
- Started all 32 games again in 2021-22, averaging 16.5 points, 6.1 rebounds and 2.2 assists per game ; shot 53.6 percent (199-of-371) from the field and 44.8 percent from 3 (39-of-87)

4



Stephen Clark							
<i>GR. - F - 6-8 - 208 - CHARLOTTE, N.C. // THE CITADEL</i>							
	MIN	PTS	REB	BLK	FG%	3FG%	FT%
23-24	13.5	3.0	2.0	0.5	42.9	-	-
Career	27.2	9.4	5.0	1.8	52.1	22.6	60.9
Career Highs: 28 points, 15 rebounds, 8 assists, 6 blocks, 4 steals							

- Played in 109 games, making 88 starts in four seasons at The Citadel (2019-23) ; had 48 career games in double figures
- Averaged 9.5 points, 5.1 rebounds, 2.6 assists and 1.8 blocks per game ; scored 1,038 career points for the Bulldogs
- Shot 52.1 percent from the field for his career (428-of-821) ; had the best season of his career as a senior in 2022-23, averaging 16.3 points, 6.5 rebounds, 2.8 assists and 1.8 blocks per game

5



Meechie Johnson							
<i>JR. - G - 6-2 - 184 - CLEVELAND, OHIO // OHIO STATE</i>							
	MIN	PTS	REB	AST	FG%	3FG%	FT%
23-24	26.9	13.0	4.5	4.0	61.5	50.0	70.0
Career	21.5	7.2	2.2	2.0	35.6	33.5	72.1
Career Highs: 26 points, 8 assists, 7 rebounds, 4 steals, 1 block							

- Played in 30 games, making 29 starts in first season on campus in 2022-23 ; was team's second leading scorer, averaging 12.7 points per game ; led the Gamecocks averaging 3.6 assists per contest, which ranked eighth in the SEC
- Scored in double figures 20 times with four 20-point performances (team 3-1 in those games) ; had 15 games with four or more assists
- Only player on the team to start all 18 SEC games and led the team in scoring (13.7 ppg) and assists (3.5 apg)
- Shot 32.7 percent (70-of-214) and was one of eight players in the SEC to make 70 3s on the year ; had 11 games with three or more makes from behind the arc

10



Myles Stute <i>STEW-tee</i>							
<i>JR. - G - 6-6 - 209 - WASHINGTON, D.C. // VANDERBILT</i>							
	MIN	PTS	REB	AST	FG%	3FG%	FT%
23-24	27.1	15.5	5.5	0.5	61.1	77.8	100
Career	22.7	7.5	3.7	0.5	38.6	38.7	70.5
Career Highs: 22 points, 11 rebounds, 3 assists, 4 steals, 2 blocks							

- Played in 91 games in three seasons at Vanderbilt (2020-23), making 59 starts ; averaged 7.4 points and 3.7 rebounds per game in 22.6 minutes per contest
- Logged the best season of his career to date in 2022-23, averaging 8.4 points and 4.6 rebounds in 34 games (26 starts) ; his 74 made 3s were T-6th most in the league with Kentucky's Antonio Reeves
- Was 78-of-183 from deep as a junior in 2021-22, leading the SEC in 3-point field goal percentage ; averaged 8.3 points and 3.7 rebounds and tied the single-season school record for games played at 36 ; was one of just two players on the team to play in all 36 contests


12



Zachary Davis							
<i>SO. - G - 6-7 - 194 - ORANGEBURG, S.C. // DENMARK-OLAR</i>							
	MIN	PTS	REB	AST	FG%	3FG%	FT%
23-24	19.6	2.0	4.0	0.0	33.3	0.0	-
Career	14.3	2.2	2.3	0.7	37.8	16.2	66.7
Career Highs: 13 points, 6 rebounds, 3 steals*, 2 assists, 2 blocks							

- Appeared in 30 games making a pair of starts in 2022-23 ; averaged 2.2 points, 2.2 rebounds and 0.7 assists per game while shooting 38.2 percent (26-of-68) from the floor
- Led team with eight rebounds and three steals in season-opening 82-53 win over USC Upstate on Nov. 6 at CLA
- Had career high 13 points in first SEC start vs. Texas A&M (1/14/23)


14



Eli Sparkman							
<i>SO. - G - 6-0 - 160 - CLEVELAND, TENN. // BAYLOR SCHOOL</i>							
	MIN	PTS	REB	AST	FG%	3FG%	FT%
23-24	8.5	2.0	1.0	0.0	0.0	0.0	100
Career	6.3	1.5	0.7	0.2	45.5	55.6	100
Career Highs: 6 points, 2 rebounds, 1 assist, 1 steal							

- Joined the Gamecocks as a walk-on prior to the start of the academic year in 2022-23
- Appeared in 12 games (eight in SEC play) off the bench, averaging 1.4 points in 6.2 minutes per game ; 15 of his 17 points came from behind the arc ; also logged three assists and three steals
- Made a 3-pointer in four of the team's final five games of the season
- Played season-high 11 minutes at Mississippi State (Feb. 28) and knocked down a pair of 3s for a season-high six points

15



Morris Ugusuk <i>OOO-Gah-suk</i>							
<i>FR. - G - 6-4 - 160 - HELSINKI, FINLAND // DRIVE BASKETBALL ACADEMY</i>							
	MIN	PTS	REB	STL	FG%	3FG%	FT%
23-24	16.3	2.5	1.0	0.0	40.0	33.3	0.0
Season Highs: 5 points*, 1 rebound*, 3 assists*, 1 block*							

- Talented first-year player who expects to play a big role off the bench this season
- Averaged 17.2 points, 5.3 assists, 4.3 rebounds and 2.2 steals per game in final season playing for Drive Basketball Academy
- Represented his home country at the 2022 FIBA U18 European Championship ; averaged 9.1 points, 3.1 rebounds, 2.9 assists and 1.7 steals per game in the tournament ; was efficient as he played just 19.7 minutes per game in seven appearances helping Finland to a third-place finish

30



Collin Murray-Boyles							
<i>FR. - F - 6-7 - 231 - COLUMBIA, S.C. // WASATCH ACADEMY (UTAH)</i>							
	MIN	PTS	REB	BLK	FG%	3FG%	FT%
23-24	-	-	-	-	-	-	-
Season Highs:							

- Consensus four-star recruit and top player in the state, ranked No. 64 in final ESPN Top-100, No. 89 in 247Sports rankings and No. 104 by On3
- Played his senior year at Wasatch Academy, which is a part of the newly formed National Interscholastic Basketball Conference (NIBC), a league that features that top high school programs in the nation ; led the team averaging 15.0 points, 8.8 rebounds, 2.1 assists, 1.8 blocks and 1.0 steals per game
- 2022 4A Player of the Year in South Carolina after averaging 18.3 points 11.4 rebounds per game at AC Flora ; helped lead the Falcons to a 24-7 record and an appearance in the state title game


31



Benjamin Bosmans-Verdonk <i>BOSE-mans-ver-DONK</i>							
<i>RSR. - F - 6-9 - 238 - LOMMEL, BELGIUM // ILLINOIS</i>							
	MIN	PTS	REB	BLK	FG%	3FG%	FT%
23-24	13.0	2.0	4.5	-	66.7	-	-
Career	10.1	1.6	2.3	0.1	42.2	0.0	50.0
Career Highs: 8 points, 10 rebounds, 6 assists, 2 block, 2 steals							

- Appeared in 31 games, making 14 starts in first season in Garnet & Black ; averaged 1.9 points, 3.1 rebounds and 1.1 assists per game
- Matched career high in points (8) and steals (2) in victory over USC Upstate (Nov. 25) ; logged season highs in rebounds (7) and assists (4) as well in the game
- Second year law school student ; was on the Dean's List both semesters first year on campus

33



Josh Gray							
<i>SR. - F - 7-0 - 265 - BROOKLYN, N.Y. // LSU</i>							
	MIN	PTS	REB	BLK	FG%	3FG%	FT%
23-24	10.9	3.0	6.0	1.0	50.0	-	33.3
Career	12.7	3.3	4.5	0.7	51.4	0.0	41.7
Career Highs: 20 points, 14 rebounds, 3 blocks, 2 assists, 2 steals							

- Played in all 32 games om 2022-23, making 15 starts (all in SEC play) ; averaged 4.3 points and 6.3 rebounds (led the team) in 16.8 minutes per gam ; his 27 blocks (0.8 per game average), 22 dunks and 51.2 field goal percentage (44-of-86) also led the team ; averaged 5.8 points and 7.9 rebounds per game in SEC play
- Logged double-digit rebounds on eight different occasions, seven of which came in conference action ; scored in double-figures a career-best three times
- Had best game of his career with 20 points and 14 rebounds vs. Arkansas (Feb. 4)

55



Ta'Lon Cooper <i>TUH-Ion</i>							
<i>GR. - G - 6-4 - 200 - ROEBUCK, S.C. // MINNESOTA</i>							
	MIN	PTS	REB	AST	FG%	3FG%	FT%
23-24	27.1	13.5	4.5	5.0	66.7	55.6	66.7
Career	30.8	8.6	3.4	4.8	41.6	37.4	66.1
Career Highs: 20 points, 11 rebounds, 12 assists, 5 steals, 4 blocks							

- 1,105 career points ; led the team in blowout victory night one against USC Upstate (Nov. 6) with 15 points, seven rebounds and three assists
- Enters Monday's game T-4th on the NCAA active leaders for career assists list with 613
- Spent the 2022-23 season at Minnesota after three years at Morehead State ; served as team captain starting all 30 games for the Gophers ; averaged 9.9 points (third on team) and 6.3 assists per game (led team) ; his 196 assists were 12th in the country and his assist per game average was seventh nationally

STAT COMPARISON

	CAROLINA	VMI	NCAA Rank
Record	2-0	1-1	1/146
Conference Record	-	-	-
Current Streak	W2	W1	-
Scoring Avg.	80.5	81.0	147/141
Opponent Scoring Avg.	65.0	73.0	118/217
Scoring Margin	+15.5	+8.0	127/178
Field Goal %	54.5	48.1	16/115
Opponent Field Goal %	42.3	38.9	192/127
3-Point Field Goal %	51.2	36.7	3/102
Opponent 3-Point Field Goal %	28.9	33.3	128/212
3-Point Field Goals Made PG	11.0	9.0	25/88
3-Point Field Goal Attempts PG	21.5	24.5	210/131
Free Throw %	70.4	55.2	152/329
Opponent Free Throw %	-	-	-
Rebounding Avg.	37.5	42.5	206/96
Opponent Rebounding Avg.	-	-	-
Rebounding Margin	+12.5	+8.0	56/178
Turnovers Avg.	12.5	12.5	163/163
Opponent Turnover Avg.	-	-	-
Assists Avg.	16.0	14.0	108/160
Blocks Avg.	3.0	1.5	197/315
Steals Avg.	4.5	3.0	311/341

NCAA stats games through games played Nov. 11

INTERVIEW POLICIES

All interview requests must be made in advance to Associate Director Michael DeBates in the South Carolina Athletics Communications and Public Relations Office.

Post-Game Interview Policy: After each home game, the South Carolina student-athletes will address the media first, then head coach Lamont Paris. Visiting team press conferences may be conducted via Zoom. Each team will provide a link to its own press conference. There may be exceptions in which the visiting head coach will come to the media room for an in-person press conference. (Depending on deadline, this may be altered on a game-by-game basis).

Road Interview Policy: Interviews with coach Paris and Gamecock student-athletes while on the road will be scheduled according to the home/event post-game media procedure (non-conference play).

All interviews are to be coordinated through the Communications and Public Relations Office. This allows the staff to arrange the interview when it best suits the student-athlete's and the reporter's schedules. Please contact the Communications and Public Relations Office in advance to make your interview requests. Media are not permitted to contact student-athletes on their own at any time.

All interviews will take place at the designated media interview site for that day as listed in the weekly availability schedule.

Dormitory, apartment and cell phone numbers for student-athletes will not be provided to the media. Should you need to conduct a telephone interview with a student-athlete, a call will be placed to you from the student-athlete at a mutually agreeable time.

SOUTH CAROLINA MEDIA RELATIONS

Michael DeBates, primary contact
Associate Director
cell: 712-348-5863
e-mail: mdebates@mailbox.sc.edu
Twitter: @mdebates

SOUTH CAROLINA MEN'S BASKETBALL ONLINE

Website: www.GamecocksOnline.com/sports/mens-basketball
Facebook: www.facebook.com/GamecockMBB
Twitter: @GamecockMBB
Instagram: @GamecockMBB

NOTABLE NUMBERS

3RD & 5TH

> South Carolina ranks third and fifth in the SEC in total Division I starts (480) and games played (836) on its roster heading into the 2023-24 season.

7

> Lamont Paris was a part of the Wisconsin coaching staff that made seven straight appearances in the NCAA Tournament. Included in that stretch was a National Championship Game appearance (2015), Final Four (2014) and four Sweet 16s (2011-12, 2016-17).

.895

> Since his first season as head coach at Chattanooga in 2017-18, Paris' teams are 34-4 when scoring 80 or more points, good for a .895 win percentage.

100 WINS

> Paris picked up his 100th career victory with the team's 79-77 win over Virginia Tech (Nov. 10). It was also his first career win over Mike Young as the two faced off multiple times in the SoCon while at Chattanooga and Wofford.

A SOUTH CAROLINA WIN WOULD ...

- Be its first ever over VMI in Colonial Life Arena.
- Improve the team to 3-0 on the season for the first time since 2019-20.
- Be the team's first over VMI since a 82-68 victory on Dec. 28, 2000 at the Carolina Coliseum.

TOTAL TEAM EFFORT

> Five players scored in double figures for South Carolina in a big, 79-77 win over Virginia Tech in the Hall of Fame Series in Charlotte on Nov. 10. B.J. Mack scored the game-winning bucket with 20 seconds to go. The hometown kid scored 15 of his 19 points in the second half, going 9-of-16. Myles Stute led the way 21 points thanks to 5-of-6 shooting from behind the arc. Jacobi Wright (12), Ta'Lon Cooper (12) and Meechie Johnson (11) also scored in double figures for Carolina who shot a sizzling 56.4 percent (31-of-55) from the floor. The Gamecocks were also 10-of-21 (47.6 percent) from behind the 3-point arc. Cooper had seven assists and zero turnovers in 31 minutes of action.

MAKING IT RAIN

> South Carolina started the season with an emphatic 82-53 victory over USC Upstate on Nov. 6. It was the largest margin of victory in a season-opening win since the team defeated Longwood, 82-44 (38 points), on Nov. 9, 2013. The Gamecocks shot 52.7 percent (29-of-55) from the field and 54.5 percent (12-of-22) from downtown. The team made double-digit 3s on seven occasions last season, posting a 5-2 record in those games. Ta'Lon Cooper and Meechie Johnson led all scorers with 15 each. B.J. Mack had 13 and Myles Stute had 10. Zachary Davis was a spark off the bench with a team-high eight rebounds and three steals.

COMEBACK KIDS

> South Carolina erased a 17-point half-time deficit in a 60-57 charity exhibition win over Wofford on Nov. 1. After a rough first half shooting the ball, the Gamecocks shot 42.9 percent (12-of-28) and 44.4 percent (8-of-18) from behind the arc. B.J. Mack led all Carolina players with 14 points, adding seven rebounds and three

steals. Myles Stute had a double-double with 11 points and 11 rebounds. Zachary Davis came off the bench and scored 13 points in 20 minutes. The team was +11 with him on the floor.

MURRAY BOYLES OUT INDEFINITELY

> The team announced star freshman forward Collin Murray-Boyles is out indefinitely with mononucleosis on Wednesday, Nov. 1. The local product from AC Flora is expected to play a vital role for the Gamecocks this season when he returns to the court.

In 2022-23, Murray-Boyles played his senior year at Wasatch Academy (Mt. Pleasant, Utah), which is a part of the newly formed National Interscholastic Basketball Conference (NIBC), a league that features that top high school programs in the nation. He led the team averaging 15.0 points, 8.8 rebounds, 2.1 assists, 1.8 blocks and 1.0 steals per game. His 15.0 points per game were third in the NIBC and his 8.8 rebounds led the conference.

Murray-Boyles rose up the recruiting rankings after his standout season in Utah and was pegged a consensus four-star prospect ranked inside the top-100 players in the country. The Athletic has him slotted as the No. 13 freshmen you absolutely can't afford to miss and On3.com has him ranked the No. 6 impact freshmen in the SEC.

PRESEASON TRIP TO THE COMMONWEALTH

> The team went on its first foreign tour since a 2016 trip to Costa Rica in August, spending five days at Atlantis in the Bahamas (Aug. 3-8). Carolina was one of a handful of teams in paradise (Texas A&M and LSU also there from the SEC) and played a pair of games in the same ballroom that host the Battle 4 Atlantis in November.

CAROLINA BENCH PRODUCTION

GAME	SC-OPP	DIFF.	SC HIGH BENCH SCORER
USC Upstate	25-13	+12	J. Wright, 9
vs. Virginia Tech	14-17	-3	J. Wright, 12
VMI			
vs. Depaul			
vs. Grand Canyon/San Francisco			
Notre Dame			
George Washington			
at Clemson			
at East Carolina			
Charleston Southern			
Winthrop			
Elon			
Florida A&M			
Miss. State			
at #24/24 Alabama			
at Mizzou			
Georgia			
at #14/14 Arkansas			
#16/16 Kentucky			
Mizzou			
at #9/10 Tennessee			
at Georgia			
Ole Miss			
Vanderbilt			
at Auburn			
LSU			
at Ole Miss			
at #15/19 A&M			
Florida			
#9/10 Tennessee			
at Miss. State			

CAROLINA SPECIALTY STATS

(PP) points in paint; (OT) points off turnovers; (2nd) second chance points; (FB) fast break points

(South Carolina-Opponent)

GAME	PP	OT	2ND	FB
USC Upstate	34-30	11-15	12-6	12-15
vs. Virginia Tech	36-36	7-11	12-7	0-6
VMI				
vs. Depaul				
vs. Grand Canyon/San Francisco				
Notre Dame				
George Washington				
at Clemson				
at East Carolina				
Charleston Southern				
Winthrop				
Elon				
Florida A&M				
Miss. State				
at #24/24 Alabama				
at Mizzou				
Georgia				
at #14/14 Arkansas				
#16/16 Kentucky				
Mizzou				
at #9/10 Tennessee				
at Georgia				
Ole Miss				
Vanderbilt				
at Auburn				
LSU				
at Ole Miss				
at #15/19 A&M				
Florida				
#9/10 Tennessee				
at Miss. State				
SC Total	70	18	24	12
SC Average	35.0	9.0	12.0	6.0
Opp Total	66	26	13	21
Opp Average	33.0	13.0	7.5	10.5



SOUTHEASTERN CONFERENCE STANDINGS

As of Saturday, Nov. 11, 2023

Team	Conference	Overall
#24/24 Alabama	-	2-0
#14/14 Arkansas	-	2-0
#16/16 Kentucky	-	2-0
Ole Miss	-	2-0
Mississippi State	-	1-0
South Carolina	-	2-0
#9/10 Tennessee	-	2-0
#15/19 Texas A&M	-	2-0
Auburn	-	1-1
Florida	-	1-1
Georgia	-	1-1
LSU	-	1-1
Missouri	-	1-1
Vanderbilt	-	1-1

SCORES AND SCHEDULE IN THE SEC

Friday, Nov. 10, 2023

Hall of Fame Series (Charlotte, NC)

Virginia 73, Florida 70

Wildcat Challenge (Lexington, KY)

at #16 Kentucky 81, A&M-Commerce 61

#15 Texas A&M 73, at Ohio St. 66

at Georgia 80, Wake Forest 77

at Vanderbilt 74, USC Upstate 67

at #14 Arkansas 86, Gardner-Webb 68

at Auburn 86, Southeastern La. 71

Nicholls St. 68, at LSU 66

at Ole Miss 75, Eastern Wash. 64

at #24 Alabama 102, Indiana St. 80

Memphis 70, at Missouri 55

#9 Tennessee 80, at Wisconsin 70

Hall of Fame Series (Charlotte, NC)

South Carolina 79, Virginia Tech 77

Saturday, November 11

UT-Martin at Mississippi St. SECN+ 5:00p

Sunday, November 12

N.C. Central at Georgia SECN+ 5:00p

Monday, November 13

Arizona Tip-Off (Columbia, SC)

VMI at South Carolina SECN+ 7:00p

Old Dominion at Arkansas SECN+ 8:00p

SIU Edwardsville at Missouri SECN+ 8:00p

UNC Greensboro at Vanderbilt SECN+ 8:00p

All times listed Eastern Time

ASSOCIATED PRESS POLL

Preseason (Nov. 3, 2023)

RK	TEAM	REC	PTS	TREND
1	Kansas (46)	0-0	1548	-
2	Duke (11)	0-0	1466	-
3	Purdue (3)	0-0	1436	-
4	Michigan State (1)	0-0	1346	-
5	Marquette	0-0	1283	-
6	UConn (2)	0-0	1243	-
7	Houston	0-0	1117	-
8	Creighton	0-0	1099	-
9	Tennessee	0-0	1032	-
10	Florida Atlantic	0-0	1011	-
11	Gonzaga	0-0	830	-
12	Arizona	0-0	776	-
13	Miami	0-0	750	-
14	Arkansas	0-0	685	-
15	Texas A&M	0-0	597	-
16	Kentucky	0-0	530	-
17	San Diego State	0-0	529	-
18	Texas	0-0	493	-
19	North Carolina	0-0	474	-
20	Baylor	0-0	431	-
21	USC	0-0	427	-
22	Villanova	0-0	395	-
23	Saint Mary's	0-0	335	-
24	Alabama	0-0	163	-
25	Illinois	0-0	104	-

Others receiving votes: Wisconsin 53, Colorado 49, St. John's 47, UCLA 47, Maryland 34, Virginia 27, Auburn 27, TCU 24, Mississippi State 20, Kansas State 13, Xavier 8, Memphis 7, Missouri 6, Boise State 4, Indiana 3, Charleston 2, Florida 2, Drake 1, New Mexico 1

COACHES POLL TOP 25

Preseason (Nov. 3, 2023)

RK	TEAM	REC	PTS	TREND
1	Kansas (23)	0-0	785	-
2	Purdue (5)	0-0	742	-
3	Duke (3)	0-0	716	-
4	Michigan State	0-0	667	-
5	UConn (1)	0-0	626	-
6	Houston	0-0	615	-
7	Marquette	0-0	614	-
8	Creighton	0-0	552	-
9	Florida Atlantic	0-0	548	-
10	Tennessee	0-0	496	-
11	Arizona	0-0	449	-
12	Gonzaga	0-0	407	-
13	Miami	0-0	390	-
14	Arkansas	0-0	315	-
15	San Diego State	0-0	277	-
16	Kentucky	0-0	261	-
17	Baylor	0-0	258	-
18	Texas	0-0	251	-
19	Texas A&M	0-0	231	-
20	Villanova	0-0	217	-
21	North Carolina	0-0	197	-
22	USC	0-0	176	-
23	Saint Mary's	0-0	147	-
24	Alabama	0-0	142	-
25	UCLA	0-0	52	-

Others receiving votes: Illinois 45, Wisconsin 43, Maryland 29, TCU 26, Colorado 21, Xavier 17, Ohio State 16, St. John's 13, Virginia 13, Kansas State 8, Indiana 7, Washington 5, Florida 5, Auburn 5, Missouri 4, Oregon 3, Memphis 3, Mississippi State 2, Iowa State 2, Boise State 1, Yale 1

SERIES BREAKDOWN

> The Gamecocks have won seven-straight in the series dating back to a 42-40 win on Feb. 14, 1927.

> Prior to the non-conference matchup between the two programs in 2000, the last game in the series took place in 1941 during World War II.

> No team scored more than 50 points in the first nine meetings all-time, which took place from 1913 to 1941.

VS. VMI (7-3, CAROLINA LEADS)

H: 3-0 ; A: 3-3 ; N: 1-0

Last 10 in the series...

J. 11, 1913	A	13-26		L
J. 17, 1914	A	6-35		L
F. 14, 1923	A	9-23		L
F. 14, 1927	A	42-40	W	
F. 17, 1928	A	35-31	W	
F. 2, 1935	H	36-20	W	
F. 29, 1936	H	37-34	W	
J. 18, 1937	H	50-37	W	
F. 28, 1941	N	37-36	W	
D. 28, 2000	H	82-68	W	

Experience, Experience, EXPERIENCE

> Below is a table of total starts and games played by all players on rosters amongst SEC schools heading into the 2023-24 season.

GAMES PLAYED

1. Missouri - 997
2. Texas A&M - 940
3. Arkansas - 927
4. Miss. State - 842
- 5. South Carolina - 836**
6. LSU - 816
7. Georgia - 715
8. Auburn - 712
9. Ole Miss - 677
10. Tennessee - 598
11. Florida - 579
12. Vanderbilt - 515
13. Alabama - 473
14. Kentucky - 299

GAMES STARTED

1. Miss. State - 514
2. Texas A&M - 502
- 3. South Carolina - 480**
4. Missouri - 468
5. Arkansas - 463
6. Ole Miss - 428
7. LSU - 380
8. Georgia - 376
9. Vanderbilt - 347
10. Tennessee - 339
11. Auburn - 268
12. Alabama - 267
13. Florida - 271
14. Kentucky - 167



Junior transfer Myles Stute played three seasons at Vanderbilt, making 59 starts in 91 games played. He averaged 7.4 ppg and 3.7 rpg for the Commodores, leading the SEC in 3-point FG% in 2021-22 (.426).

NOTABLE NUMBERS

144 3s

Meechie Johnson (70) and Myles Stute (74) combined to make 144 3s a season ago. The duo were two of just eight players in the SEC to make 70 or more shots from behind the arc.

1,000 points

The 2023-24 Gamecocks roster features a trio of 1,000 career point scorers in Stephen Clark (1,038 points at The Citadel), Ta'Lon Cooper (1,078 points at Morehead State and Minnesota) and B.J. Mack (1,238 points at USF and Wofford).

54.5%

Through two games, South Carolina is shooting 54.5 percent (60-of-110) from the field, good for 16th in the nation and first in the SEC. The team's 51.2 3-point percentage (22-of-43) is third in the nation and first in the SEC.

> In game one, the Gamecocks defeated Žalgiris-2 from Lithuania, 86-60. The team knocked down 16 3s and forced 22 turnovers (14 steals). Four players scored in double figures led by Meechie Johnson with 20. He and Myles Stute each made four 3s. Ta'Lon Cooper and B.J. Mack each hit three 3s.

> In game two, dominated from start to finish in a 106-67 victory over Club Obras from Argentina. It was another outstanding shooting performance for South Carolina in the Imperial Ballroom, as the team knocked down 17s. Six different players hit multiple shots from behind the arc. Freshmen Collin-Murray Boyles and Arden Conyers scored in double figures as Murray-Boyles had 16 points on 7-of-7 shooting to led the team.

KenPom RUNDOWN

> By the end of the 2022-23 season, South Carolina was statistically one of the youngest teams in the nation. The Gamecocks finished the season with an average of 1.50 years of Division I experience, which ranked 269th nationally. This year, Carolina ranks 20th in the country in the same category with an average of 2.88 years of Division I experience on the roster. That number is second in the SEC behind only Missouri (3.08 years).

> Thru two games, Carolina is sixth nationally in effective FG percentage (64.5%) and fourth in 3-point FG percentage (51.2%).

> 41.0 percent of the team's points the first two games have been from 3-point territory, which is 25th most in the country.

> Last season, Carolina ranked 54th in the nation with a 32.7 offensive rebound percentage.

> Big man Josh Gray was third in offensive rebound percentage and 25th in defensive rebound percentage. He joined Erik Stevenson (21-22), Chris Silva (17-18, 18-19), Brenton Williams (13-14) and Devon Downey (09-10) as the only Gamecocks since 2009 to finish the season ranked within the top-five of one or more of the 18 KenPom individual player rankings.

ORDER ON THE COURT

> The Honorable L. Casey Manning enters his

31st season as an analyst for men's basketball games on the Gamecock Radio Network. He joined the broadcast team for the 1993-94 season and worked alongside legendary South Carolina play-by-play man Bob Fulton. Manning has worked alongside current play-by-play man Derek Scott since 2016-17. The Gamecocks advanced to the school's first ever Final Four their first year working together. Manning, a Dillon, S.C. native, played for the Gamecocks from 1970-73 and made history as the first African-American scholarship player in program history. He graduated from the South Carolina School of Law in 1977 and has served as Circuit Court Judge for the Fifth Judicial Court since 1994. Manning retired on Dec. 31, 2022.

> On Dec. 8, 2022, at a retirement function at the USC Alumni Center, Manning received the Order of the Plametto from Gov. Henry McMaster, the highest civilian honor granted in the state of South Carolina.

> Two streets were also named after him, one in downtown Columbia near the courthouse he worked in and the other in his hometown of Dillon, S.C.

> On May 7, 2022, Manning received an honorary doctor of laws degree from the Board of Trustees at commencement. It is the highest degree you can receive from the university.

> He joins Dave Kellum (34th season as Ole Miss ppx) as the only members of the 30-year club on radio broadcast in the SEC.

BY THE NUMBERS

430 - The Gamecocks four transfers (Clark, Cooper, Mack and Stute) have played a combined **430** games at the Division I level with 299 starts across the quartet of players.

3rd - The entire team's 480 combined Division I starts ranks **third** in the SEC behind only Mississippi State (514) and Texas A&M (502).

20th - South Carolina ranks **20th** nationally in average Division I experience per KenPom at 2.88 years. The Gamecocks ranked 269th in the country last season in the same category at 1.5 years.

613 - Ta'Lon Cooper is T-4th on the NCAA active assists leaders list with **613** career helpers. He is one of just five players in NCAA Division I with 600 or more career assists: Sahvir Wheeler at Washington (663), Xavier Johnson at Indiana (642), Isaiah Stevens at Colorado State (642) and Darius Brown II at Utah State (613).

6.3 - Cooper averaged **6.3** assists per game at Minnesota last season, which was good for seventh in the nation.

67.9% - The Gamecocks return **67.9%** of the team's assists from last season, led by Meechie Johnson, who averaged 3.6 assists per game, which was good for 8th in the SEC.

52.8% - A total of 3,429 of the team's 6,500 total minutes from last season are back this year.

50.3% - 549 of the team's 1,091 rebounds are back led by Josh Gray, who averaged a career-best 6.3 rebounds per game in 2022-23.

33 - South Carolina made **33** combined 3s in two blowout victories in the Bahamas during the team's foreign tour trip in August.

3-1 - Carolina is **3-1** in games where Meechie Johnson scores 20 or more points. He scored 20 or more in wins at LSU, at Kentucky and vs. Western Kentucky during the 2022-23 season.

6-2 - The Gamecocks are **6-2** under Paris when the team makes 10 or more 3s. The two losses have both come on the road.

5-0 - With the team's season-opening win against USC Upstate (Nov. 6), the Gamecocks improve to 5-0 under Paris when holding opponents to 60 points or less.

.691 - New head coach Lamont Paris spent the past five seasons as head coach at Chattanooga. He led the team to a 65-29 record (**.691**) the last three seasons and a berth in the 2022 NCAA Tournament after winning the SoCon Tournament Championship.

12 - Paris was an assistant for 17 seasons prior to becoming a head coach in 2017-18. He was a part of **12 NCAA Tournament appearances** (Division I and II) as an assistant, including a pair of Final Fours at Wisconsin in 2014 and 2015.

17 - In 22 seasons as a head or assistant coach in college, Paris has been a part of **17 teams that have won 20-or-more games** in a season.

NCAA ACTIVE ASSISTS LEADERS LIST

1. Sahvir Wheeler (Washington) - 663
- T2. Xavier Johnson (Indiana) - 642
- T2. Isaiah Stevens (Colorado State) - 642
- T4. Ta'Lon Cooper (South Carolina) - 606**
- T4. Darius Brown II (Utah State) - 606
6. Brden Norris (Loyola Chicago) - 531
7. Tristen Newton (UNCONN) - 529
8. Tyler Kolek (Marquette) - 518
9. Keishawn Davison (Belmont) - 505
10. Pierre Crockrell II (UC Irvine) - 502
11. Ray J Dennis (Baylor) - 488
12. Caleb Fields (Arkansas State) - 482
13. Jamal Sheard (Houston) - 472
14. Dajuan Harris Jr. (Kansas) - 470
- 15. Ebrima Dibba (South Carolina) - 469**

*** rankings thru games played Nov. 11**



Graduate transfer Ta'Lon Cooper has 61 career games with five or more assists on his resume entering the 2023-24 season. The Roebuck, S.C., native returns to his home state after stints at Morehead State (2019-22) and Minnesota (2022-23).



KEY STAT



Lamont Paris' teams are 34-4 when scoring 80 or more points dating back to his first season as head coach at Chattanooga (2017-18). He's 3-0 at South Carolina when his team scores 80 or more.

ROSTER BREAKDOWN

Returning Letterwinners (6)

#1 Jacobi Wright
#5 Meechie Johnson
#12 Zachary Davis
#14 Eli Sparkman
#31 Benjamin Bosmans-Verdonk
#33 Josh Gray

Guards (11)

#0 Ebrima Dibba
#1 Jacobi Wright
#5 Meechie Johnson
#10 Myles Stute
#12 Zachary Davis
#13 Austin Herro
#14 Eli Sparkman
#15 Morris Ugusuk
#20 Danny Grajzl
#21 Arden Conyers
#55 Ta'Lon Cooper

Forwards (5)

#2 B.J. Mack
#4 Stephen Clark
#30 Collin Murray-Boyles
#31 Benjamin Bosmans-Verdonk
#33 Josh Gray

By Height

#14 Eli Sparkman (6-0)
#20 Danny Grajzl (6-0)
#13 Austin Herro (6-1)
#5 Meechie Johnson (6-2)
#1 Jacobi Wright (6-2)
#55 Ta'Lon Cooper (6-4)
#15 Morris Ugusuk (6-4)
#0 Ebrima Dibba (6-5)
#10 Myles Stute (6-6)
#12 Zachary Davis (6-7)
#21 Arden Conyers (6-7)
#30 Collin-Murray Boyles (6-7)
#4 Stephen Clark (6-8)
#2 B.J. Mack (6-8)
#31 Benjamin Bosmans-Verdonk (6-9)
#33 Josh Gray (7-0)

2023-24 SOUTH CAROLINA MEN'S BASKETBALL ROSTER

Alphabetical Roster

No.	Name	Pos.	Ht.	Wt.	Cl.	Exp.	Hometown // Last School
31	Benjamin Bosmans-Verdonk	F	6-9	238	RSR	1L	Lommel, Belgium // Illinois
4	Stephen Clark	F	6-8	208	GR	TR	Charlotte, N.C. // The Citadel
21	Arden Conyers	G	6-7	204	FR	HS	Columbia, S.C. // Westwood (Blythewood, S.C.)
55	Ta'Lon Cooper	G	6-4	200	GR	TR	Roebuck, S.C. // Minnesota
12	Zachary Davis	G	6-7	194	SO	1L	Orangeburg, S.C. // Denmark-Olar
0	Ebrima Dibba	G	6-5	214	RSR	TR	Bredäng, Sweden // Coastal Carolina
20	Danny Grajzl	G	6-0	175	FR	HS	Cleveland, Ohio // Hawken School (Gates Mills, Ohio)
33	Josh Gray	F	7-0	265	SR	3L	Brooklyn, N.Y. // LSU
13	Austin Herro	G	6-1	174	FR	HS	Milwaukee, Wisc. // Whitnall (Greenfield, Wisc.)
5	Meechie Johnson	G	6-2	184	JR	1L	Cleveland, Ohio // Ohio State
2	B.J. Mack	F	6-8	270	GR	TR	Charlotte, N.C. // Wofford
30	Collin Murray-Boyles	F	6-7	231	FR	HS	Columbia, S.C. // Wasatch Academy (Mt Pleasant, Utah)
14	Eli Sparkman	G	6-0	160	SO	1L	Cleveland, Tenn. // Baylor School (Chattanooga, Tenn.)
10	Myles Stute	G	6-6	209	JR	TR	Washington, D.C. // Vanderbilt
15	Morris Ugusuk	G	6-4	160	FR	HS	Helsinki, Finland // Omnia Basketball Academy (Finland)
1	Jacobi Wright	G	6-2	182	JR	2L	Fort Mill, S.C. // Legacy Early College

Numerical Roster

No.	Name	Pos.	Ht.	Wt.	Cl.	Exp.	Hometown // Last School
0	Ebrima Dibba	G	6-5	214	RSR	TR	Bredäng, Sweden // Coastal Carolina
1	Jacobi Wright	G	6-2	182	JR	2L	Fort Mill, S.C. // Legacy Early College
2	B.J. Mack	F	6-8	270	GR	TR	Charlotte, N.C. // Wofford
4	Stephen Clark	F	6-8	208	GR	TR	Charlotte, N.C. // The Citadel
5	Meechie Johnson	G	6-2	184	JR	1L	Cleveland, Ohio // Ohio State
10	Myles Stute	G	6-6	209	JR	TR	Washington, D.C. // Vanderbilt
12	Zachary Davis	G	6-7	194	SO	1L	Orangeburg, S.C. // Denmark-Olar
13	Austin Herro	G	6-1	174	FR	HS	Milwaukee, Wisc. // Whitnall (Greenfield, Wisc.)
14	Eli Sparkman	G	6-0	160	SO	1L	Cleveland, Tenn. // Baylor School (Chattanooga, Tenn.)
15	Morris Ugusuk	G	6-4	160	FR	HS	Helsinki, Finland // Omnia Basketball Academy (Finland)
20	Danny Grajzl	G	6-0	175	FR	HS	Cleveland, Ohio // Hawken School (Gates Mills, Ohio)
21	Arden Conyers	G	6-7	204	FR	HS	Columbia, S.C. // Westwood (Blythewood, S.C.)
30	Collin Murray-Boyles	F	6-7	231	FR	HS	Columbia, S.C. // Wasatch Academy (Mt Pleasant, Utah)
31	Benjamin Bosmans-Verdonk	F	6-9	238	RSR	1L	Lommel, Belgium // Illinois
33	Josh Gray	F	7-0	265	SR	3L	Brooklyn, N.Y. // LSU
55	Ta'Lon Cooper	G	6-4	200	GR	TR	Roebuck, S.C. // Minnesota

Head Coach: Lamont Paris (Wooster, '96 ; Indiana State '00)

Assistant Coach: Tim Buckley (Bemidji State, '88)

Assistant Coach: Tanner Bronson (Wisconsin, '08)

Assistant Coach: Eddie Shannon (Florida, '99)

Special Assistant to the Head Coach: Carey Rich (South Carolina, '95)

Director of Player Development: David McKinley (Ohio, '13)

Director of Basketball Operations: Colby Arendale (Chattanooga, '18)

Director of Video Services: Roman DiPasquale (Wisconsin, '11)

Strength & Conditioning Coach: Scott Greenawalt (Muskingum College, '98)

Athletic Trainer: Mark Rodger (Buffalo, '01)

Associate Director of Athletics Communications and Public Relations: Michael DeBates (Iowa State, '14)

TOP RETURNING

Scorer.....Johnson, 12.7 ppg
Rebounder.....Gray, 6.3 rpg
Assist Maker.....Johnson, 3.6 apg
FG Shooter *.....Gray, 51.4%
3-Point FG Shooter \$.....Wright, 35.0%
FT Shooter \$.....Johnson, 76.3%
Shot Blocker.....Gray, 0.8 bpg
Steal Maker.....Johnson, 0.7 spg

* at least 75 attempts

\$ at least 20 attempts

PRONUNCIATION GUIDE

Benjamin **BOSE**-mans-ver-**DONK**

TUH-lon Cooper

Ee-**BRIME**-uh **DIB**-ah

Danny **GRAZ**-al

Myles **STEW**-tee

Morris **OO-GAH**-suk



HEAD COACH LAMONT PARIS

HEAD COACH | SEVENTH SEASON OVERALL | 100-93 (.518) | SECOND SEASON AT SOUTH CAROLINA | 13-21 (.382)

THE PARIS FILE

COACHING

Experience

27th year

College Head Coach Experience

7th season

Hire Date At Carolina

Thursday, March 24, 2022

PERSONAL

Hometown

Findlay, Ohio

Alma Mater

Wooster, 1996 (Bachelors - Economics)

Indiana State, 2000 (Masters - Rec. & Sport Mgmt.)

COACHING RESUME

College Assistant Coach

Wooster, 1997-98

DePauw, 1998-99

IUP, 2000-04

Akron, 2004-10

Wisconsin, 2010-17

College Head Coach

Chattanooga, 2017-22

South Carolina, 2022-present

Lamont Paris, who has been a part of nine NCAA Division I Tournaments and 17 twenty-win seasons as a college head and assistant coach, was named the University of South Carolina's 33rd head coach by Director of Athletics Ray Tanner on Thursday, March 24, 2022.

Paris, 47, is the first African-American head coach in the history of the Gamecock men's basketball program.

In his first season (2022-23), South Carolina had an overhauled roster with eight new players, including just 14.9 percent of the team's scoring and 18.4 percent of the minutes played returning from the season prior. The Gamecocks defeated Clemson at home, 60-58, for the first time since Dec. 19, 2014. Chico Carter Jr. hit the game-winning bucket with 0.9 seconds remaining. Paris became the first Gamecock head coach since Dave Odom in 2001 to defeat the in-state Tigers in his first season. The conference slate was highlighted by road wins at Kentucky, at Ole Miss and at LSU. The Gamecocks wire-to-wire victory at Rupp Arena on Jan. 10 was the team's first there since 2009 and just the program's third all-time win in Lexington since joining the SEC (1992). Ohio State transfer Meechie Johnson made six 3s and scored a career-high 26 points to lead the Gamecocks. Paris joined Eddie Fogler (1997) and Darrin Horn (2009) as the only Gamecock head coaches all-time to win in the historic building. Carolina nearly knocked off SEC Champion and No. 2/2 Alabama at home but fell in overtime, 78-76, thanks to a late bucket from SEC Player of the Year Brandon Miller.

Several players had their most productive seasons to date under Paris and his staff in year one in Columbia. Sophomore Jacobi Wright averaged 7.3 points, 2.1 rebounds and 1.8 assists per game. He had a career-best six games in double figures in SEC play. Josh Gray led the team in rebounding, averaging 6.3 per game and 7.9 rebounds per contest in league action. He had a career-best eight games with 10 or more rebounds, seven of which came in SEC action. Gray also had the best game of his career with 20 points and 14 rebounds vs. Arkansas. Johnson averaged 12.7 points (second on team) and 3.6 assists per contest (eighth in the SEC). He led the team with 70 makes from behind the arc and was one of just eight players in the SEC to make 70 or more 3s.

The staff made early in-roads recruiting over the summer in 2022 with local product Gregory "GG" Jackson II reclassifying and enrolling early. The consensus top player in the 2023 class, Jackson was the highest rated signee in program history (recruit rankings started in early 2000s) and joined PJ Dozier (2015-17) as the only five-star Gamecock freshmen. Jackson would go on to earn All-SEC Freshman honors while leading the team in scoring at 15.4 points per game. He had 11 20-point games, the most by a Carolina freshman since

joining the SEC in 1991-92. Jackson would go on to be selected 45th overall by the Memphis Grizzlies in the 2023 NBA Draft. He became the first NBA Draft pick for the program since All-American Sindarius Thornwell in 2017.

Paris came to Carolina after five seasons as the head coach at University of Tennessee at Chattanooga, coaching the Mocs to an 87-72 overall record (.547), including a 65-29 mark his last three seasons.

In his final year, he led the Mocs to their first Southern Conference title and NCAA berth since 2016. Chattanooga finished the season with a 27-8 mark. He was one of 20 finalists for the Hugh Durham Award, given by CollegeInsider.com to the top Division I mid-major coach in college basketball. The Mocs' NCAA NET ranking improved in each of his seasons at Chattanooga, finishing with a 63 ranking this season.

In his 17 seasons as a collegiate assistant coach prior to becoming head coach at Chattanooga, teams associated with Paris were 497-217 (.696) with five conference titles and 12 NCAA Tournament appearances (Division I and II), reaching two Final Fours.

Paris spent seven seasons as an assistant at Wisconsin from 2010-17 working for Bo Ryan and Greg Gard. The Badgers went to the NCAA Tournament every year with four Sweet 16 appearances and back-to-back trips to the Final Four in 2014 and 2015. Wisconsin played for the National Championship in 2015 after going 36-4 and winning both the Big Ten regular season and tournament titles. The Badgers took down No. 1 overall seed Kentucky in the National Semifinal, ending the Wildcats' previously undefeated season.

PARIS' CAREER RECORD, YEAR-BY-YEAR

SEASON	RECORD	CONFERENCE (FINISH)	POSTSEASON
2017-18 (CHATT)	10-23	3-15 (10th)	-
2018-19 (CHATT)	12-20	7-11 (5th)	-
2019-20 (CHATT)	20-13	10-8 (T-5th)	-
2020-21 (CHATT)	18-7	9-7 (4th)	-
2021-22 (CHATT)	27-8	14-4 (1st)	0-1 ; NCAA First Round
2022-23 (SC)	11-21	4-14 (12th)	-
2023-24 (SC)	2-0	-	-
Totals	100-93 (.518)	47-59 (.443)	0-1 (.000) • 1 NCAA



GAMECOCK SUPERLATIVES UNDER PARIS

Most Field Goals Made

- 31, vs. Virginia Tech, Nov. 10, 2023
- T2. 30, #2/2 Alabama, Feb. 22, 2023
- T2. 30, at Vanderbilt, Jan. 5, 2023
- 29, USC Upstate, Nov. 6, 2023
- T5. 28, at Georgia, Jan. 28, 2023
- T5. 28, Eastern Michigan, Dec. 30, 2022
- T5. 28, at Georgetown, Dec. 3, 2022
- T5. 28, USC Upstate, Nov. 25, 2022

Most Field Goals Attempted

- 72, at Vanderbilt, Jan. 5, 2023
- 68, at Georgia, Jan. 28, 2023
- 65, at George Washington, Nov. 30, 2022
- T4. 64, WKU, Dec. 22, 2022
- T4. 64, Clemson, Nov. 11, 2022

Highest Field Goal Percent

- 56.4 percent (31-55), vs. Virginia Tech, Nov. 10, 2023
- 52.7 percent (29-55), USC Upstate, Nov. 6, 2023
- 52.0 percent (26-50), at Missouri, Feb. 7, 2023
- 49.1 percent (27-55), Presbyterian, Dec. 11, 2022
5. 48.4 percent (30-62), #2/2 Alabama, Feb. 22, 2023

Lowest Field Goal Percent

- 25.0 percent (12-48), #8/9 Tennessee, Jan. 7, 2023
- 31.1 percent (19-61), vs. Colorado State, Nov. 17, 2022
- 32.3 percent (21-65), at George Washington, Nov. 30, 2022
- 34.0 percent (18-53), Miss. State, Jan. 31, 2023
- T5. 34.4 percent (22-64), WKU, Dec. 22, 2022
- T5. 34.4 percent (22-64), Clemson, Nov. 11, 2022

Most 3-Point Field Goals Made

- 15, at LSU, Feb. 18, 2023
- 13, at Georgia, Jan. 28, 2023
- 12, USC Upstate, Nov. 6, 2023
- 11, at Kentucky, Jan. 10, 2023
- T5. 10, vs. Virginia Tech, Nov. 10, 2023
- T5. 10, at UAB, Dec. 14, 2022
- T5. 10, at Georgetown, Dec. 3, 2022
- T5. 10, Clemson, Nov. 11, 2022

Most 3-Point Field Goals Attempted

- 32, at LSU, Feb. 18, 2023
- T2. 31, at Georgia, Jan. 28, 2023
- T2. 31, at Georgetown, Dec. 3, 2022
- 29, at Vanderbilt, Jan. 5, 2023
- T5. 28, #16/17 Auburn, Jan. 21, 2023
- T5. 28, WKU, Dec. 22, 2022

Highest 3-Point Field Goal Percentage (min. 10 attempts)

- 55.0 (11-20), at Kentucky, Jan. 10, 2023
- 54.5 (12-22), USC Upstate, Nov. 6, 2023
- 47.6 (10-21), vs. Virginia Tech, Nov. 6, 2023
- 46.9 (15-32), at LSU, Feb. 18, 2023
5. 42.9 (9-21), #2/2 Alabama, Feb. 22, 2023

Most Free Throws Made

- 21, SC State, Nov. 8, 2022
- T2. 19, Georgia, March 4, 2023
- T2. 19, #16/17 Auburn, Jan. 21, 2023
4. 17, at LSU, Feb. 18, 2023
5. 16, at Miss. State, Feb. 28, 2023

Most Free Throws Attempted

- 31, Georgia, March 4, 2023
- 30, SC State, Nov. 8, 2022
- 25, WKU, Dec. 22, 2022
- 24, #16/17 Auburn, Jan. 21, 2023
5. 21, at Missouri, Feb. 7, 2023

Highest Free Throw Percentage (min. 10 attempts)

- 94.4 percent (17-18), at LSU, Feb. 18, 2023
- 93.3 percent (14-15), #8/9 Tennessee, Jan. 7, 2023
- 83.3 percent (15-18), Vanderbilt, Feb. 14, 2023
- 79.2 percent (19-24), #16/17 Auburn, Jan. 21, 2023
5. 72.7 percent (8-11), USC Upstate, Nov. 25, 2022

Most Offensive Rebounds

- 19, Clemson, Nov. 11, 2022
- 18, Eastern Michigan, Dec. 30, 2022
- T3. 17, at Georgia, Jan. 28, 2023
- T3. 17, WKU, Dec. 22, 2022
5. 16, Georgia, March 4, 2023

Most Defensive Rebounds

- 38, at Vanderbilt, Jan. 5, 2022
- 35, USC Upstate, Nov. 6, 2023
- 34, WKU, Dec. 22, 2022
- 33, at Florida, Jan. 25, 2023
5. 31, Clemson, Nov. 11, 2022

Most Total Rebounds

- 51, WKU, Dec. 22, 2022
- 50, Clemson, Nov. 11, 2022
- 46, Eastern Michigan, Dec. 30, 2022
- T4. 45, USC Upstate, Nov. 6, 2023
- T4. 45, at Florida, Jan. 25, 2023

Most Personal Fouls

- 25, at Vanderbilt, Jan. 5, 2023
- 23, #16/17 Auburn, Jan. 21, 2023
- 22, WKU, Dec. 22, 2022
- T4. 21, #2/2 Alabama, Feb. 22, 2023
- T4. 21, at Georgia, Jan. 28, 2023

Most Points

- 82, USC Upstate, Nov. 6, 2023
- T1. 82, at LSU, Feb. 18, 2023
- 80, SC State, Nov. 8, 2022
- T4. 79, vs. Virginia Tech, Nov. 10, 2023
- T4. 79, at Vanderbilt, Jan. 5, 2023

Fewest Points

- 42, #8/9 Tennessee, Jan. 7, 2023
- 45, at #11/13 Tennessee, Feb. 25, 2023
- 51, Miss. State, Jan. 31, 2023
- T4. 53, Texas A&M, Jan. 14, 2023
- T4. 53, vs. Colorado State, Nov. 17, 2022

Most Assists

- 20, at LSU, Feb. 18, 2023
- T2. 18, at Missouri, Feb. 7, 2023
- T2. 18, at Georgetown, Dec. 3, 2022
- T4. 16, vs. Virginia Tech, Nov. 10, 2023
- T4. 16, USC Upstate, Nov. 6, 2023

Fewest Turnovers

- 6, Presbyterian, Dec. 11, 2022
- 8, USC Upstate, Nov. 25, 2022
- T3. 9, Ole Miss, Jan. 17, 2023
- T3. 9, Eastern Michigan, Dec. 30, 2022
- T5. 10, vs. Virginia Tech, Nov. 10, 2023
- T5. 10, Ole Miss, March 8, 2023
- T5. 10, Vanderbilt, Feb. 14, 2023
- T5. 10, Arkansas, Feb. 4, 2023
- T5. 10, WKU, Dec. 22, 2022

Most Turnovers

- 19, Clemson, Nov. 11, 2022
- T2. 18, Miss. State, Jan. 31, 2023
- T2. 18, at Georgia, Jan. 28, 2023
- T2. 18, #8/9 Tennessee, Jan. 7, 2023
5. 17, vs. Furman, Nov. 20, 2022

Most Blocks

- 7, vs. Davidson, Nov. 18, 2022
- 6, Georgia, March 4, 2023
- T3. 5, #8/9 Tennessee, Jan. 7, 2023
- T3. 5, SC State, Nov. 8, 2022
- T5. 4, USC Upstate, Nov. 6, 2023
- T5. 4, at UAB, Dec. 14, 2022
- T5. 4, at George Washington, Nov. 30, 2022
- T5. 4, USC Upstate, Nov. 25, 2022
- T5. 4, Clemson, Nov. 11, 2022

Most Steals

- 10, #8/9 Tennessee, Jan. 7, 2023
- 9, vs. ECU, Dec. 17, 2022
- T3. 8, vs. Virginia Tech, Nov. 10, 2023
- T3. 8, Miss. State, Jan. 31, 2023
- T3. 8, vs. Davidson, Nov. 18, 2022

Most Points By Opponent

- 94, Texas A&M, Jan. 14, 2023
- T2. 85, at #11/13 Tennessee, Feb. 25, 2023
- T2. 85, #8/9 Tennessee, Jan. 7, 2023
- T2. 85, Colorado State, Nov. 17, 2022
- T5. 84, at Vanderbilt, Jan. 5, 2023
- T5. 84, at UAB, Dec. 14, 2022

Fewest Points By Opponent

- T1. 53, USC Upstate, Nov. 6, 2023
- T1. 53, USC Upstate, Nov. 25, 2022
- 57, Presbyterian, Dec. 11, 2022
4. 58, WKU, Dec. 22, 2022
5. 60, Clemson, Nov. 11, 2022

Most Field Goals Made By Opponent

- 36, at #11/13 Tennessee, Feb. 25, 2023
- T2. 35, #8/9 Tennessee, Jan. 7, 2023
- T2. 35, Colorado State, Nov. 17, 2022
4. 34, Texas A&M, Jan. 14, 2023
5. 31, at Florida, Jan. 25, 2023

Fewest Field Goals Made By Opponent

- T1. 20, at Ole Miss, Feb. 11, 2023
- T1. 20, WKU, Dec. 22, 2022
3. 21, USC Upstate, Nov. 6, 2023
4. 22, ECU, Dec. 17, 2022
- T5. 23, Ole Miss, Jan. 17, 2023
- T5. 23, Clemson, Nov. 11, 2022

Highest Opponent Field Goal Percent

- 58.3 (35-60), Colorado State, Nov. 17, 2022
- 58.1 (36-62), at #11/13 Tennessee, Feb. 25, 2023
- 54.8 (34-62), Texas A&M, Jan. 14, 2023
- 52.9 (27-51), Miss. State, Jan. 31, 2023
5. 52.2 (24-46), Presbyterian, Dec. 11, 2022

Lowest Opponent Field Goal Percent

- 35.6 percent (21-59), USC Upstate, Nov. 6, 2023
- 36.4 percent (20-55), WKU, Dec. 22, 2022
- 37.0 percent (20-54), at Ole Miss, Feb. 11, 2023
4. 37.3 percent (23-61), Clemson, Nov. 11, 2022
5. 38.5 percent (25-65), Vanderbilt, Feb. 14, 2023

Most Rebounds By Opponent

- T1. 48, Vanderbilt, Feb. 14, 2023
- T1. 48, Texas A&M, Jan. 14, 2023
- T1. 48, #8/9 Tennessee, Jan. 7, 2023
4. 44, at Vanderbilt, Jan. 5, 2023
5. 43, Ole Miss, Jan. 17, 2023


Fewest Rebounds By Opponent

- 23, vs. Virginia Tech, Nov. 10, 2023
- T2. 25, Georgia, March 4, 2023
- T2. 25, Presbyterian, Dec. 11, 2022
4. 27, USC Upstate, Nov. 6, 2023
- T5. 28, at Miss. State, Feb. 28, 2023
- T5. 28, at Missouri, Feb. 7, 2023
- T5. 28, at Kentucky, Jan. 10, 2023
- T5. 28, ECU, Dec. 17, 2022
- T5. 28, USC Upstate, Nov. 25, 2022

Most Turnovers By Opponent

- 16, vs. Miss. State, Jan. 31, 2023
- T2. 14, #8/9 Tennessee, Jan. 7, 2023
- T2. 14, at Vanderbilt, Jan. 5, 2023
- T4. 13, USC Upstate, Nov. 25, 2022
- T4. 13, Davidson, Nov. 18, 2022
- T4. 13, Clemson, Nov. 11, 2022

GAMECOCK BASKETBALL ASSISTANT COACHES & SUPPORT STAFF



> **Tanner Bronson, Assistant Coach (Wisconsin, '08)**

- Served in same capacity at Chattanooga for five seasons (2017-22) under Paris
- Was assistant at St. Louis (2012-16) prior to joining the Mocs ; team won 103 games in his five seasons there and made three NCAA appearances, winning a game each time
- Went from manager, to walk-on to scholarship player at Wisconsin under Bo Ryan ; was on four NCAA teams (Elite Eight in '05' and Sweet Sixteen in '08')




> **Tim Buckley, Assistant Coach (Bemidji State, '88)**

- Second season at Carolina and was previously at UNLV (2019-22) ; also was scout with the Minnesota Timberwolves (2017-19)
- Was on staff for the entire Tom Crean tenure at Indiana where he was a part of two Big Ten titles (2013, 2016), four NCAA Appearances, including three trips to the Sweet Sixteen ; the Hoosiers went 138-69 (.667) the last six seasons he was there
- Has had two stints as a head coach at Ball State (2000-06) and Rockford (1989-93)



> **Eddie Shannon, Assistant Coach (Florida, '99)**

- Second season at Carolina ; spent three seasons at Chattanooga (2019-22) under Paris ; also was assistant at Canisius (2017-19)
- Played professionally overseas for 10 seasons with stops in Italy, France, Russia, Sweden, Croatia, Latvia, Greece, Australia, and Cyprus
- Four-year starter at Florida (1995-99), helping usher in the Billy Donovan era in Gainesville ; scored 1,168 career points and left as the career leader in steals (204) ; only player in school history with 200+ steals and he was also second in assists (493)



> **Colby Arendale, Director of Operations (Chattanooga, '18)**

- Second season at Carolina ; served in the same capacity at Chattanooga under Paris for the past three seasons (2019-22)
- Was a student manager in 2017-18 and then a graduate manager for the Mocs from 2018-19
- Recently completed his MBA




> **David McKinley, Director of Player Development (Ohio, '13)**

- Second season at Carolina ; was on Paris' staff at Chattanooga for five seasons (2017-22) in variety of roles
- Served as an assistant coach for the Mocs the last three seasons (2019-22)
- Played collegiately at Ohio University where he was a four-year letterwinner from 2010-13 ; team captain his last two years and member of Bobcat team that won school record 29 games and advanced to the Sweet Sixteen



> **Carey Rich, Special Assistant to the Head Coach (South Carolina, '95)**

- First official hire of the Paris era at South Carolina ; enters his second season with the team
- Served seven years as superintendent with the City of Columbia's Parks and Recreation Department
- Played one season at Western Carolina before returning home to finish his career with the Gamecocks (1993-95) ; scored 784 career points in Garnet & Black and dished out 340 assists in 79 games ; his 4.30 assists per game average is sixth all-time at Carolina



> **Roman DiPasquale, Director of Video Services (Wisconsin, '11)**

- Second season at South Carolina ; was on the Chattanooga staff all five seasons (2017-22) under Paris serving in a variety of roles
- Worked as the video coordinator at Stanford (2014-16)
- Also has stints in the NBA with Portland (2013-14) and Philadelphia (2011-12) ; was a student manager at Wisconsin




> **Scott Greenawalt, Strength & Conditioning Coach (Muskingum College, '98)**

- Enters his 12th season with men's basketball program in 2023-24 ; worked with men's and women's basketball at Kansas State from 2006-12 before coming to South Carolina with head coach Frank Martin
- Was a part of the staff for the best season in school history which culminated with a trip to the 2017 Final Four
- Worked at Cincinnati for eight years prior to his time in Manhattan ; was an all-conference linebacker in in for Muskingum College



Mark Rodger
Athletic Trainer



Jack Samonsky
Graduate Assistant



Tada Stricklen
Graduate Assistant



Michael DeBates
Associate Director
Communications
& Public Relations



Sam Straker
Creative Media
Producer



Jeremy Ford
Sports Dietician



Charles Waddell
Special Assistant
to the AD // Sport
Admin



COLONIAL LIFE ARENA

HOME OF GAMECOCK BASKETBALL [COLONIAL LIFE ARENA RECORD: 231-114 (.669)]

FUN FACTS ABOUT COLONIAL LIFE ARENA

- > **16,880** cubic yards of earth moved, which is enough to fill 222 swimming pools
- > **3,848** tons of steel, which would weigh equal to 96,200 quarters, which would equal \$24,050
- > **125** miles of cable, which would stretch between Columbia and Folly Beach
- > **1,872** tons of cooling, which would cool an average of 12 grocery stores
- > **205,384** bricks and **60,137** concrete blocks, which would stretch the entire length of Lake Murray (41 miles)
- > **8,750** gallons of paint, which would paint approximately 115 average Columbia 2-story houses
- > **4,781** square yards of carpet, which would carpet approximately the field at Williams-Brice Stadium
- > **443** people working on building the arena at a given time, which would staff 44 fast food restaurants
- > **1,158,000** man-hours to complete Colonial Life Arena, which would equal two working hours from each person living in the Columbia Metro area



CHRIS SILVA THROWS IN A SILVA SLAM FOR TWO OF HIS 27 POINTS THAT LED THE GAMECOCKS TO VICTORY VS. NO. 18 KENTUCKY, 76-68, ON JAN. 16, 2018. CAROLINA TRAILED BY AS MANY AS 14 POINTS IN THE SECOND HALF.

KEY ARENA DATES/ MEMORABLE MOMENTS

- > **April 2001** - Construction begins
- > **Nov. 24, 2002** - Carolina defeats ETSU, 71-66, in its first contest in the building
- > **Jan. 8, 2003** - The Gamecocks post a 55-49 win in the first SEC contest at the building over Ole Miss.
- > **March 15, 2006** - Carolina defeats Western Kentucky, 74-55, in the first round of the Postseason NIT. The Gamecocks would go on to win their second straight NIT Championship later that month.
- > **Jan. 21, 2009** - Zam Fredrick scores on a last second lay-in to propel the Gamecocks past Florida, 70-69, at the buzzer. Carolina would go on to capture the 2009 SEC Eastern Division Co-Championship.
- > **Jan. 26, 2010** - Led by heralded senior Devan Downey, Carolina posted its first win over a No. 1 ranked opponent (AP poll) in school history when it defeated top-ranked Kentucky, 68-62.

> **Feb. 7, 2017** - The Gamecocks would battle Alabama into a four-overtime contest, with the Crimson Tide eventually closing the 90-86 win. Senior guard Sindarius Thornwell scored 44 points and pulled down 21 rebounds in the game. Carolina would go on to its first Final Four in program history later that season.

> **Nov. 15, 2019** - Carolina captures its 200th victory at Colonial Life Arena with a 90-63 win over Cleveland State.



DEVAN DOWNEY VS. KENTUCKY, JAN. 26, 2010 - HE SCORED 30 POINTS AS CAROLINA BEAT THE TOP-RANKED WILDCATS, 68-62.



SINDARIUS THORNWELL HIGH FIVES FANS AFTER SOUTH CAROLINA'S 61-46 WIN VS. NO. 25/24 MICHIGAN ON NOV. 23, 2016.

2023-24 GAMECOCK SUPERLATIVES

GAMECOCKS' RECORD WHEN ...

At home	1-0
On the road	-
At neutral sites	1-0
In overtime	-
vs. Top 25 team	-
vs. Top 10 team	-
vs. Top 5 team	-
Leading at half	2-0
Trailing at half	-
Tied at half	-
Shooting 50% or better	2-0
Shooting between 39-49.9%	-
Shooting less than 39%	-
Opp. shooting 50% or better	1-0
Opp. shooting between 39-49.9%	-
Opp. shooting less than 39%	1-0
Shooting better than opp.	2-0
Shooting worse than/opp.	-
Starters out-score opp. starter	2-0
Opp. starters score/equal more	-
Bench out-scores opp. bench	1-0
Opp. bench scores/equals more	1-0
Having more FTs than opp.	1-0
Having equal/less FTs than opp.	1-0
Have more TOs than opp.	2-0
Having equal/less TOs than opp.	-
Having more rebounds than opp.	2-0
Having equal/less rebounds than opp.	-
Making 6 or more 3FGs	2-0
Having 15 or more assists	2-0
Score more points in paint than opp.	1-0
Scoring equal/less points in paint than opp.	1-0
Scoring more points off TOs than opp.	-
Scoring equal/less points off TOs than opp.	2-0
Scoring more 2nd-chance points than opp.	2-0
Scoring equal/less 2nd-chance points than opp.	-
Scoring more fast break points than opp.	-
Scoring equal/less fast break points than opp.	2-0
Wearing White uniforms	2-0
Wearing Garnet uniforms	-
Wearing Black uniforms	-
Wearing Throwback White uniforms	1-0
Playing on live TV/live broadcast	2-0
Playing in November	2-0
Playing in December	-
Playing in January	-
Playing in February	-
Playing in March	-
Playing a day-game	-
Playing a night-game	2-0
Playing on Sunday	-
Playing on a Monday	1-0
Playing on a Tuesday	-
Playing on a Wednesday	-
Playing on a Thursday	-
Playing on a Friday	1-0
Playing on a Saturday	-
Playing on a Sunday	-
Scoring margin is 5 points or less	1-0
Margin is between 6-10	-
Margin is between 11-20	-
Margin is more than 20	1-0
Scoring 59 points or less	-
Scoring 60-69 points	-
Scoring 70-79 points	1-0
Scoring 80-89 points	1-0
Scoring 90-99 points	-
Scoring 100+ points	-

MISCELLANEOUS

Current streak	W2
Home court streak	W1
Away streak	-
Neutral court streak	W1

Scoring Leaders	'23-24	Career
Meechie Johnson	1	8*
Myles Stute	1	1*
Ta'Lon Cooper	1	1*
Josh Gray		1*
Zachary Davis		1

Rebounding Leaders	'23-24	Career
Josh Gray		18*
Benjamin Bosmans-Verdonk	1	2*
Meechie Johnson		1*
Zachary Davis	1	1

Assists Leaders	'23-24	Career
Meechie Johnson	1	20*
Jacobi Wright		18
Benjamin Bosmans-Verdonk		3*
Zachary Davis		2
Ta'Lon Cooper	2	2*
Morris Ugusuk	1	1
Josh Gray		1*

Blocks Leaders	'23-24	Career
Josh Gray	1	21*
Benjamin Bosmans-Verdonk		5*
Zachary Davis	1	4
B.J. Mack	1	1*
Stephen Clark	1	1*
Ta'Lon Cooper	1	1*
Morris Ugusuk	1	1
Jacobi Wright		1

Steals Leaders	'23-24	Career
Zachary Davis	2	11
Meechie Johnson		9*
Jacobi Wright	1	7
Josh Gray		4*
Benjamin Bosmans-Verdonk		4*

Double-Figure Scoring	'23-24	Career
B.J. Mack	2	63
Ta'Lon Cooper	2	53
Stephen Clark		49
Myles Stute	2	32
Meechie Johnson	2	24
Jacobi Wright	1	12
Josh Gray		3
Zachary Davis		1

20+ points	'23-24	Career
B.J. Mack		20
Stephen Clark		11
Myles Stute		5
Meechie Johnson		4
Ta'Lon Cooper		
Josh Gray		1

30+ points	'23-24	Career
------------	--------	--------

Double-Figure Rebounding	'23-24	Career
Stephen Clark		11
Josh Gray		8
B.J. Mack		7
Ta'Lon Cooper		2
Myles Stute		1

5+ assists	'23-24	Career
Ta'Lon Cooper		62
Stephen Clark		19
Meechie Johnson		10
B.J. Mack		3
Jacobi Wright		1

3+ steals	'23-24	Career
Ta'Lon Cooper		9
Stephen Clark		8
Zachary Davis	1	3
Meechie Johnson		2
Myles Stute		2
B.J. Mack		1

Miscellaneous

Largest Halftime Lead	
SC	14, USC Upstate, Nov. 6, 2023
Opp	-
Smallest Halftime Lead	
SC	14, USC Upstate, Nov. 6, 2023
Opp	-
Fewest Points In First Half	
SC	42, USC Upstate, Nov. 6, 2023
Opp	28, USC Upstate, Nov. 6, 2023
Most Points In First Half	
SC	42, USC Upstate, Nov. 6, 2023
Opp	28, USC Upstate, Nov. 6, 2023
Fewest Points In Second Half	
SC	40, USC Upstate, Nov. 6, 2023
Opp	25, USC Upstate, Nov. 6, 2023
Most Points In Second Half	
SC	40, USC Upstate, Nov. 6, 2023
Opp	25, USC Upstate, Nov. 6, 2023
Most Points In Overtime	
SC	-
Opp	-
Largest Margin of Victory	
SC	29, USC Upstate, Nov. 6, 2023
Opp	-
Smallest Margin of Victory	
SC	29, USC Upstate, Nov. 6, 2023
Opp	-

2+ blocks	'23-24	Career
Stephen Clark		56
Ta'Lon Cooper		15
Josh Gray		8
B.J. Mack		7
Myles Stute		1
Zachary Davis		1

Double-Doubles	'23-24	Career
Stephen Clark		11
B.J. Mack		7
Ta'Lon Cooper		6
Josh Gray		2
Myles Stute		1

Dunks	'23-24	Career
Josh Gray		26*
Zachary Davis	1	5
Benjamin-Bosmans Verdonk		2*
Stephen Clark	1	1*

- tied for team lead also included

- * indicates at Carolina ONLY


2023-24 GAME-BY-GAME

	Date	Result	FG-A	Pct	3FG-A	Pct	FT-A	Pct	O-D-Total	PF	Pts	A	TO	Blk	Stl	Min	Half
USC Upstate at			21-59	35.6%	4-16	25.0%	7-14	50.0%	6-21-27	16	53	13	11	5	11	200	28
South Carolina	11/6/23	W, 82-53	29-55	52.7%	12-22	54.5%	12-19	62.2%	10-35-45	18	82	16	15	4	7	200	42
& - Virginia Tech vs.			26-52	50.0%	7-22	31.8%	18-22	81.8%	6-17-23	12	77	13	5	1	8	200	31
South Carolina	11/10/23	W, 79-70	31-55	56.4%	10-21	47.6%	7-8	87.5%	8-22-30	16	79	16	10	2	2	200	38
VMI at	11/13																
South Carolina	7 p.m.	SEC Network+															


BOLD - home game / & - Hall of Fame Series (Charlotte, N.C.) / ^ - Arizona Tip-Off (Glendale, Ariz.) / * - indicates SEC contest



& - Hall of Fame Series (Charlotte, N.C.) | ^ - Arizona Tip-Off (Glendale, Ariz.) | *- indicates SEC contest | home games in **bold**



82



53


GAME 1

Columbia, S.C.


Colonial Life Arena

Nov. 6, 2023

Transfers make immediate impact as team knocks down 12 3s



79



77


GAME 2


Charlotte, N.C.

Spectrum Center

Nov. 10, 2023

100th career victory for head coach Lamont Paris





GAME 3

Columbia, S.C.

Colonial Life Arena

Nov. 13, 2023

7 p.m. (ET) SEC Network+

COLUMBIA, S.C. – (AP) Meechie Johnson and Ta'Lon Cooper each scored 15 points and South Carolina beat South Carolina Upstate 82-53 in a season opener on Monday night.

B.J. Mack added 13 points and Myles Stute had 10 for South Carolina.

Justin Bailey scored 13 points and Trae Broadnax added 10 for SC Upstate.

Bailey's 3-pointer almost 3 1/2 minutes in gave SC Upstate its only lead of the game at 5-3. South Carolina led 42-28 at halftime and outscored the Spartans 40-25 after intermission.

South Carolina leads the overall series 8-1, including 4-1 in Columbia. The 29-point win nearly doubles the previous average of 15.4 points per game for margin of victory the Gamecocks have over SC Upstate.

South Carolina's four transfers (Cooper, Mack, Stute and Stephen Clark) entered having played a combined 430 games at the Division I level with 299 starts among them. The entire team's 480 combined Division I starts ranks third in the Southeastern Conference behind only Mississippi State (514) and Texas A&M (502) entering this season.

CHARLOTTE, N.C. – (AP) B.J. Mack made the go-ahead basket with 20 seconds left and South Carolina prevented Virginia Tech from getting off a shot on its next possession and the Gamecocks beat the Hokies 79-77 on Friday night.

In the first game played between the programs since 1997, Myles Stute scored 21 points shooting 7 for 11 including 5 for 6 from 3-point range, Mack scored 19 and secured six rebounds, Talon Cooper and reserve Jacobi Wright each scored 12 and Meechie Johnson scored 11 for the Gamecocks (2-0).

On his game winner, Mack methodically backed down Mylyjael Poteat on the left side, drove to the baseline and converted the reverse layup. Following a Hokies (1-1) timeout, South Carolina disrupted a dribble-handoff attempt a few feet beyond the 3-point line to force a turnover to all but end it.

Mack missed the front end of a 1-and-1 with two seconds left, and an errant heave attempt by the Hokies sealed it.

Sean Pedulla scored 26 points, Hunter Catoor 13 and Lynn Kidd 12 for Virginia Tech.

GAME 1

Official Basketball Box Score - Final														
USC Upstate at South Carolina														
11/06/23 Colonial Life Arena, Columbia														
2023-24 South Carolina Men's Basketball														
Game Time: 1:00 PM														
Game Duration: 1:55														
Attendance: 11,279														
Officials: Todd Austin, Bryan Jarrett, Hunter Allen														
USC Upstate - 53														
Record: 0-1														
Shooting By Period														
1st FG: 10-27 37.0%														
2nd FG: 11-32 34.4%														
3rd FG: 19-22 86.4%														
4th FG: 1-5 20%														
GM FG: 21-59 35.6%														
3PT: 4-16 25.0%														
FT: 7-14 50.0%														
Dead Ball Rebounds: 4-1														
Technical Fouls: NONE														
South Carolina - 82														
Record: 1-0														
Shooting By Period														
1st FG: 15-24 62.5%														
2nd FG: 16-31 51.6%														
3rd FG: 6-11 54.5%														
4th FG: 1-5 20%														
GM FG: 38-70 54.3%														
3PT: 12-22 54.5%														
FT: 13-19 68.4%														
Dead Ball Rebounds: 1-1														
Technical Fouls: NONE														
Biggest lead														
2 (1st 16:13), 31 (2nd 1:01)														
Best Scoring Run														
10 (2nd 10:26) (12nd 8:08)														
Lead Changes														
2														
Times Tied														
1														
Time with Lead														
00:20 37:06														

GAME 2

Official Basketball Box Score - Final															Game Time: 7:35 PM	
Virginia Tech at South Carolina															Game Duration: 2:05	
11/10/23 Spectrum Center, Charlotte, N.C.															Attendance: 6,783	
2023-24 Men's Basketball															Officials: Tony Gwynn, Ted Valentine, KB Burdett	
Virginia Tech - 77																
Record: 1-1																
Shooting By Period																
1st FG: 11-30 36.7%																
2nd FG: 2-14 14.3%																
3rd FG: 7-9 77.8%																
4th FG: 15-22 68.2%																
GM FG: 35-52 67.3%																
3PT: 7-22 31.8%																
FT: 18-22 81.8%																
Dead Ball Rebounds: 2.0																
Team																
Totals																
29-50 7-22 18-22 6-17 23 12 16 77 13 5 8 1 2 3																
Technical Fouls: NONE																
South Carolina - 79																
Record: 2-0																
Shooting By Period																
1st FG: 15-26 57.7%																
2nd FG: 11-11 54.5%																
3rd FG: 2-2 100%																
4th FG: 16-29 55.2%																
GM FG: 44-68 64.7%																
3PT: 4-10 40.0%																
FT: 13-19 68.4%																
Dead Ball Rebounds: 0.0																
Team																
Totals																
31-55 10-21 18-22 6-22 30 16 12 79 16 10 2 1 2 1 2																
Technical Fouls: NONE																
VT USC																
Biggest lead																
5 (1st 16:13), 10 (1st 5:24)																
Points From Turnovers																
11 7																
Paint																
38 38																
Second Chance																
7 12																
Fast Breaks																
0																
Time with Lead																
06:16 30:33																
Bench																
17 14																
USC																
38 41 79																

THE LAST TIME IN SOUTH CAROLINA BASKETBALL...

AN INDIVIDUAL ...

Scored 20 or more points:	South Carolina: Myles Stute (21), vs. Virginia Tech (Nov. 10, 2023), in Charlotte, N.C. Opponent: Amaree Abram (20), Ole Miss (March 8, 2023), in Nashville, Tenn.
Scored 30 or more points:	South Carolina: Gregory "GG" Jackson II (30) vs. No. 16/17 Auburn (Jan. 21, 2023) in Columbia, S.C. Opponent: Devontae Shuler (31), vs. Ole Miss (Feb. 13, 2021), in Columbia, S.C.
Scored 35 or more points:	South Carolina: Sindarius Thornwell (44) vs. Alabama (Feb. 7, 2017) in Columbia, S.C. Opponent: Emoni Bates (36), Eastern Michigan (Dec. 30, 2022), in Columbia, S.C.
Scored 40 or more points:	South Carolina: Sindarius Thornwell (44), vs. Alabama (Feb. 7, 2017) in Columbia, S.C. Opponent: Brandon Miller (41), No. 2/2 Alabama (Feb. 22, 2023) in Columbia, S.C.
Collected 20 or more rebounds:	South Carolina: Sindarius Thornwell (21), vs. Alabama (Feb. 7, 2017) in Columbia, S.C. Opponent: Ekpe Udoh (20), Baylor (Jan. 2, 2010) in Columbia, S.C.
Collected 15 or more rebounds:	South Carolina: Gregory "GG" Jackson II (16), vs. Western Kentucky (Dec. 22, 2022), in Columbia, S.C. Opponent: Henry Coleman III (15), Texas A&M (Jan. 29, 2022) in College Station, Texas
Made 12 or more field goals:	South Carolina: Jermaine Cousinard (12) vs. LSU (Feb. 19, 2022) in Columbia, S.C. Opponent: Brandon Miller (14), No. 2/2 Alabama (Feb. 22, 2023) in Columbia, S.C.
Made 10 or more field goals:	South Carolina: Gregory "GG" Jackson II (10), vs. Ole Miss (March 8, 2023), in Nashville, Tenn. Opponent: Olivier Nkamhoua (10), No. 8/9 Tennessee (Jan. 7, 2023), in Columbia, S.C.
Attempted 20 or more field goals:	South Carolina: Gregory "GG" Jackson II (20), vs. Ole Miss (March 8, 2023), in Nashville, Tenn. Opponent: Brandon Miller (25), No. 2/2 Alabama (Feb. 22, 2023) in Columbia, S.C.
Attempted 25 or more field goals:	South Carolina: Sindarius Thornwell (25), vs. Alabama (Feb. 7, 2017) in Columbia, S.C. Opponent: Brandon Miller (25), No. 2/2 Alabama (Feb. 22, 2023) in Columbia, S.C.
Dished 10 or more assists:	South Carolina: Jermaine Cousinard (10), vs. Miss. State (March 3, 2020) in Columbia, S.C. Opponent: Zakai Zeigler (11), No. 11/13 Tennessee (Feb. 25, 2023) in Knoxville, Tenn.
Swiped 5 or more steals:	South Carolina: Erik Stevenson (6), vs. Princeton (Nov. 12, 2021) in Asheville, N.C. Opponent: Myles Burns (6), Ole Miss (March 8, 2023), in Nashville, Tenn.
Blocked 5 or more shots:	South Carolina: Maik Kotsar (6), vs. North Greenville (Dec. 31, 2018) in Columbia, S.C. Opponent: Liam Robbins (6), Vanderbilt (Jan. 3, 2023), in Nashville, Tenn.
Made 5 or more 3-point field goals:	South Carolina: Myles Stute (5), vs. Virginia Tech (Nov. 10, 2023), in Charlotte, N.C. Opponent: Amaree Abram (5), Ole Miss (March 8, 2023), in Nashville, Tenn.
Attempted 8 or more 3-point field goals:	South Carolina: Mecchie Johnson (8), vs. Ole Miss (March 8, 2023), in Nashville, Tenn. Opponent: Hunter Cattoor (10), Virginia Tech (Nov. 10, 2023), in Charlotte, N.C.
Made 10 or more free throws:	South Carolina: Gregory "GG" Jackson II (11), at Miss. State (Feb. 28, 2023), in Starkville, Miss. Opponent: Kario Oquendo (10), Georgia (Jan. 28, 2023) in Athens, Ga.
Attempted 15 or more free throws:	South Carolina: Chris Silva (16), vs. Georgia (March 9, 2019) in Columbia, S.C. Opponent: Kario Oquendo (10), Georgia (Jan. 28, 2023) in Athens, Ga.
Played all 40 minutes of regulation:	South Carolina: AJ Lawson, at LSU (Jan. 16, 2021) in Baton Rouge, La. Opponent: Hunter Cattoor, Virginia Tech (Nov. 10, 2023), in Charlotte, N.C.
A player hit a last-second shot (within 3 seconds) to win a game:	South Carolina: Chico Carter Jr. (10-foot transition jumper), vs. Clemson, (Nov. 11, 2022), in Columbia, S.C. Opponent: Brandon Miller (left-handed layup), No. 2/2 Alabama (Feb. 22, 2023) in Columbia, S.C.
A player had a double-double:	South Carolina: Josh Gray (20 pts, 14 reb), vs. Arkansas (Feb. 4, 2023), in Columbia, S.C. Opponent: Johni Broome (27 pts, 11 reb), No. 16/17 Auburn (Jan. 21, 2023) in Columbia, S.C.
Two or more players had a double-double:	South Carolina: Gregory "GG" Jackson II (20 pts, 10 reb) & Josh Gray (11 pts, 13 reb), at Florida (Jan. 25, 2023), in Gainesville, Fla. Opponent: Nicolas Claxton (13 pts, 10 reb) & Derek Ogbeide (11 pts, 10 reb), Georgia (March 9, 2019) in Columbia, S.C..
A player had a triple-double:	South Carolina: Sam Muldrow (16 points, 14 rebounds, 10 blocks) vs. Vanderbilt (Jan. 8, 2011) in Columbia, S.C. Opponent: Daniel Hackett (Southern California - 22 points, 10 rebounds, 10 assists) (Nov. 17, 2007) in Columbia, S.C. *** Only second triple-double in South Carolina history (Chuck Eidson (25 points, 10 rebounds, 10 assists) vs. SC State (Nov. 29, 2002) in Columbia, S.C..
Scored 30 or more points in back-to-back games:	South Carolina: Devan Downey, 30 vs. Kentucky (Jan. 26, 2010) in Columbia, S.C. 33 vs. Georgia (Jan. 30, 2010) in Columbia, S.C.
Scored 25 or more points in back-to-back games:	South Carolina: AJ Lawson, 25 vs. Florida A&M (Jan. 2, 2021) 30 vs. Texas A&M (Jan. 6, 2021)

A TEAM ...

Scored 100 or more points:	South Carolina: 105 vs. Army (Dec. 22, 2021) in Columbia, S.C. Opponent: 101, Arkansas (March 2, 2021) in Columbia, S.C.
Scored 50 points or less:	South Carolina: 45, at No. 11/13 Tennessee (Feb. 25, 2023) in Knoxville, Tenn. Opponent: 32, Wyoming (Nov. 10, 2019) in Columbia, S.C.
Scored 50 points in a half:	South Carolina: 61 (1st half), vs. Army (Dec. 22, 2021) in Columbia, S.C. Opponent: 50 (1st half), Texas A&M (Jan. 14, 2023), in Columbia, S.C.
Failed to score 25 points in a half:	South Carolina: 19 (2nd half), at No. 11/13 Tennessee (Feb. 25, 2023) in Knoxville, Tenn. Opponent: 23 (2nd half), Ole Miss (Feb. 11, 2023), in Oxford, Miss.

Collected 50 or more rebounds:	South Carolina: 51, vs. Western Kentucky (Dec. 22, 2022), in Columbia, S.C. Opponent: 51, Clemson (Dec. 18, 2021) in Clemson, S.C.
Shot 60% or better from the field:	South Carolina: 60.0% (39-65), vs. High Point (March 15, 2016) in Columbia, S.C. Opponent: 69.6% (32-46) Missouri (Feb. 28, 2013) in Columbia, S.C.
Shot 50% or better from the field:	South Carolina: 56.4% (31-55), vs. Virginia Tech (Nov. 10, 2023), in Charlotte, N.C. Opponent: 50.0% (26-52), Virginia Tech (Nov. 10, 2023), in Charlotte, N.C..
Shot less than 30% from the field:	South Carolina: 25.0% (12-48), vs. No. 8/9 Tennessee (Jan. 7, 2023), in Columbia, S.C. Opponent: 27.3% (15-55), Texas A&M (Feb. 8, 2020) in Columbia, S.C.
Shot 50% or better from 3-point range (at least 10 attempts):	South Carolina: 54.5% (12-22), vs. USC Upstate (Nov. 6, 2023), in Columbia, S.C. Opponent: 51.9% (14-27), No. 22/20 Tennessee, (Feb. 5, 2022), in Columbia, S.C.
Shot 20% or less from 3-point range (at least 10 attempts):	South Carolina: 14.3% (2-14), vs. Georgia (March 4, 2023), in Columbia, S.C. Opponent: 17.6% (3-17), No. 16/17 Auburn (Jan. 21, 2023) in Columbia, S.C.
Dished 20 or more assists:	South Carolina: 20, at LSU (Feb. 18, 2023), in Baton Rouge, La. Opponent: 29, No. 11/13 Tennessee (Feb. 25, 2023) in Knoxville, Tenn.
Made 35 or more shots:	South Carolina: 45, vs. Allen (Dec. 14, 2021) in Columbia, S.C. Opponent: 36, No. 11/13 Tennessee (Feb. 25, 2023) in Knoxville, Tenn..
Attempted 80 or more shots:	South Carolina: 82, vs. No. 5/4 Kentucky, (Feb. 8, 2022) in Columbia, S.C. Opponent: 83, LSU (Feb. 10, 1996) in Columbia, S.C.
Attempted 70 or more shots:	South Carolina: 72, at Vanderbilt (Jan. 3, 2023), in Nashville, Tenn. Opponent: 72, Army (Dec. 22, 2021) in Columbia, S.C.
Made 10 or more 3-pointers:	South Carolina: 10, vs. Virginia Tech (Nov. 10, 2023), in Charlotte, N.C. Opponent: 10, No. 11/13 Tennessee (Feb. 25, 2023) in Knoxville, Tenn.
Did not make a 3-pointer:	South Carolina: vs. USC Upstate (Nov. 6, 2018) in Columbia Opponent: Mississippi State (Feb. 23, 2022) in Columbia, S.C.
Attempted 30 or more 3-pointers:	South Carolina: 32, at LSU (Feb. 18, 2023), in Baton Rouge, La. Opponent: 37, Vanderbilt (Feb. 14, 2023) in Columbia, S.C..
Attempted 25 or more 3-pointers:	South Carolina: 27, vs. Vanderbilt (Feb. 14, 2023) in Columbia, S.C.. Opponent: 27, No. 2/2 Alabama (Feb. 22, 2023) in Columbia, S.C.
Made 30 or more free throws:	South Carolina: 35, vs. Alabama (Feb. 7, 2017) in Columbia, S.C. Opponent: 34, Ole Miss (Feb. 13, 2021) in Columbia, S.C.
Attempted 40 or more free throws:	South Carolina: 50, vs. Alabama (Feb. 7, 2017) in Columbia, S.C. Opponent: 44, Ole Miss (Feb. 13, 2021) in Columbia, S.C.
Swiped 15 or more steals:	South Carolina: 15, at Georgia (Feb. 27, 2021) in Athens, Ga. Opponent: 15, Georgia (Jan. 28, 2023) in Athens, Ga.
Blocked 12 or more shots:	South Carolina: 12, vs. Coastal Carolina (Nov. 30, 2018) in Coulmbia, S.C. Opponent: 12, Florida (Feb. 3, 2021) in Gainesville, Fla.
Blocked 8 or more shots:	South Carolina: 8, vs. Army (Dec. 22, 2021) in Columbia, S.C. Opponent: 9, Florida (Jan. 25, 2023), in Gainesville, Fla.
Won by 30 or more points:	South Carolina: 30, vs. Army (Dec. 22, 2021) in Columbia, S.C. Opponent: 40, No. 11/13 Tennessee (Feb. 25, 2023) in Knoxville, Tenn.
Won by 20 or more points:	South Carolina: 29, vs. USC Upstate (Nov. 6, 2023), in Columbia, S.C. Opponent: 21, Florida (Jan. 25, 2023), in Gainesville, Fla.
Played a single overtime game:	Win: 74-71, at Georgetown (Dec. 3, 2022), in Washington, D.C. Loss: 78-76, vs. No. 2/2 Alabama (Feb. 22, 2023) in Columbia, S.C.
Played a double overtime game:	Win: 87-85 vs. WKU (Nov. 27, 2010) in Bowling Green, Ky. Loss: 98-88 vs. Louisville (Feb. 20, 1988) in Columbia, S.C.
South Carolina played a No. 1 Team in the country:	Win: 68-62 vs. No. 1/1 Kentucky (Jan. 26, 2010) in Columbia, S.C. Loss: 85-73 loss to No. 1/1 Tennessee (Feb. 13, 2019) in Knoxville, Tenn.
South Carolina played a top-5 opponent:	Win: 68-62 vs. No. 1/1 Kentucky, (Jan. 26, 2010) in Columbia, S.C. Loss: 78-76 OT loss to No. 2/2 Alabama (Feb. 22, 2023) in Columbia, S.C.
South Carolina played a top-10 opponent:	Win: 81-78 win vs. No. 10/12 Kentucky (Jan. 15, 2020) in Columbia, S.C. Loss: 85-42 loss vs. No. 8/9 Tennessee (Jan. 7, 2023), in Columbia, S.C.
South Carolina played a top-25 opponent:	Win: 77-62 win at No. 22/23 Florida (Feb. 3, 2021) in Gainesville, Fla. Loss: 85-45 loss at No. 11/13 Tennessee (Feb. 25, 2023) in Knoxville, Tenn.
South Carolina defeated a ranked opponent:	Home: 81-78 win vs. No. 10/12 Kentucky (Jan. 15, 2020) in Columbia, S.C. Away: 77-62 win at Florida (Feb. 3, 2021) in Gainesville, Fla. Neutral: 77-70 vs. No. 20/17 Florida (March 26, 2017) in New York City SEC Home: 81-78 win vs. No. 10/12 Kentucky (Jan. 15, 2020) in Columbia, S.C. SEC Away: 77-72 win at No. 20/22 Florida (Jan. 24, 2018) in Gainesville, Fla. Non-conference away: 70-59 win at No. 9/7 Virginia (Dec. 22, 2019) in Charlottesville, Va.
South Carolina defeated a top-10 opponent:	Home: 81-78 win vs. No. 10/12 Kentucky (Jan. 15, 2020) in Columbia, S.C. Away: 70-59 win at No. 9/7 Virginia (Dec. 22, 2019) in Charlottesville, Va. Neutral: 88-81 win vs. No. 7/7 Duke (March 19, 2017) in Greenville, S.C.
A South Carolina win opened the season:	Home: 82-53 win vs. USC Upstate (Nov. 6, 2023), in Columbia, S.C. Away: 73-52 win at Wofford (Nov. 10, 2017) in Spartanburg, S.C. Neutral: 74-61 win vs. Chaminade (Nov. 19, 2001) in Maui, Hawaii (Maui Invite)
South Carolina opened SEC play:	Home: 85-42 loss vs. No. 8/9 Tennessee (Jan. 7, 2023), in Columbia, S.C. Away: 84-79 OT loss at Vanderbilt (Jan. 3, 2023), in Nashville, Tenn.



#0 EBRIMA DIBBA



#1 JACOBI WRIGHT



#2 B.J. MACK



#4 STEPHEN CLARK



#5 MEECHIE JOHNSON



#10 MYLES STUTE



#12 ZACHARY DAVIS



#13 AUSTIN HERRO



#14 ELI SPARKMAN



#15 MORRIS UGUSUK



#20 DANNY GRAJZL



#21 ARDEN CONYERS



#30 COLLIN MURRAY-BOYLES



#31 BENJAMIN BOSMANS-VERDONK



#33 JOSH GRAY




#55 TA'LON COOPER



LAMONT PARIS



TIM BUCKLEY



TANNER BRONSON



EDDIE SHANNON



2023-24 South Carolina Men's Basketball Combined Team Statistics All games

Page 1/1
as of Nov 13, 2023

Game Records

Record	Overall	Home	Away	Neutral
ALL GAMES	2-0	1-0	0-0	1-0
CONFERENCE	0-0	0-0	0-0	0-0
NON-CONFERENCE	2-0	1-0	0-0	1-0

Score by Periods

Team	1st	2nd	OT	TOT
South Carolina	80	81	0	161
Opponents	59	71	0	130

Team Box Score

No.	Player				Total		3-Point		F-Throw		Rebounds													
		GP-GS	MIN	AVG	FG-FGA	FG%	3FG-3FGA	3FG%	FT-FTA	FT%	OFF	DEF	TOT	AVG	PF	DQ	A	TO	BLK	STL	PTS	AVG		
2	MACK, B.J.	2-2	45:48	22.9	13-25	.520	4-10	.400	2-3	.667	2	7	9	4.5	6	0	2	3	1	0	32	16.0		
10	STUTE, Myles	2-2	54:09	27.1	11-18	.611	7-9	.778	2-2	1.000	5	6	11	5.5	5	0	1	2	0	2	31	15.5		
55	COOPER, Ta'lon	2-2	54:08	27.1	10-15	.667	5-9	.556	2-3	.667	2	7	9	4.5	3	0	10	1	1	0	27	13.5		
5	JOHNSON, Meechie	2-2	53:43	26.9	8-13	.615	3-6	.500	7-10	.700	0	9	9	4.5	4	0	8	6	0	1	26	13.0		
1	WRIGHT, Jacobi	2-0	43:02	21.5	8-14	.571	2-3	.667	3-3	1.000	1	3	4	2.0	3	0	2	3	0	1	21	10.5		
33	GRAY, Josh	1-0	10:54	10.9	1-2	.500	0-0	.000	1-3	.333	0	6	6	6.0	2	0	0	0	1	0	3	3.0		
4	CLARK, Stephen	2-2	27:03	13.5	3-7	.429	0-0	.000	0-0	.000	1	3	4	2.0	3	0	3	4	1	0	6	3.0		
15	UGUSUK, Morris	2-0	32:38	16.3	2-5	.400	1-3	.333	0-1	.000	0	2	2	1.0	2	0	5	2	1	0	5	2.5		
12	DAVIS, Zachary	2-0	39:08	19.6	2-6	.333	0-2	.000	0-0	.000	2	6	8	4.0	1	0	0	0	1	4	4	2.0		
14	SPARKMAN, Eli	1-0	08:29	8.5	0-1	.000	0-1	.000	2-2	1.000	0	1	1	1.0	0	0	0	1	0	0	2	2.0		
31	BOSMANS-VERDONK, Benjamin	2-0	26:04	13.0	2-3	.667	0-0	.000	0-0	.000	4	5	9	4.5	3	0	0	2	0	1	4	2.0		
0	DIBBA, Ebrima	1-0	02:49	2.8	0-1	.000	0-0	.000	0-0	.000	0	0	0	0.0	1	0	1	1	0	0	0	0.0		
20	GRAJZL, Danny	1-0	02:05	2.1	0-0	.000	0-0	.000	0-0	.000	0	0	0	0.0	1	0	0	0	0	0	0	0.0		
Team											1	2	3											
Total		2	400		60-110	.545	22-43	.512	19-27	.704	18	57	75	37.5	34	0	32	25	6	9	161	80.5		
Opponents		2	400		47-111	.423	11-38	.289	25-36	.694	12	38	50	25.0	28	0	26	16	6	19	130	65.0		

Team Statistics

	USC	OPP
Scoring		
Points per game	80.5	65.0
Scoring margin	+15.5	-
Field goals-att		
Field goal pct	.545	.423
3 point fg-att		
3-point FG pct	.512	.289
3-pt FG made per game	11.0	5.5
Free throws-att		
Free throw pct	.704	.694
F-Throws made per game	9.5	12.5
Rebounds		
Rebounds per game	37.5	25.0
Rebounding margin	+12.5	-
Assists		
Assists per game	16.0	13.0
Turnovers		
Turnovers per game	12.5	8.0
Turnover margin	-4.5	-
Assist/turnover ratio	1.3	1.6
Steals		
Steals per game	4.5	9.5
Blocks		
Blocks per game	3.0	3.0
Winning streak		
Home win streak	1	-
Attendance		
Home games-Avg/Game	1-11216	0-0
Neutral site-Avg/Game	-	1-6783

Team Results

Date	Opponent		Score	Att.
11/06/2023	USC Upstate	W	82-53	11216
11/10/2023	vs Virginia Tech	W	79-77	6783



2023-24 South Carolina Men's Basketball
Overall Team Statistics
All games

Page 1/1
as of Nov 13, 2023

Team Statistics

	USC	OPP
Scoring	161	130
Points per game	80.5	65.0
Scoring margin	+15.5	-
Field goals-att	60-110	47-111
Field goal pct	.545	.423
3 point fg-att	22-43	11-38
3-point FG pct	.512	.289
3-pt FG made per game	11.0	5.5
Free throws-att	19-27	25-36
Free throw pct	.704	.694
F-Throws made per game	9.5	12.5
Rebounds	75	50
Rebounds per game	37.5	25.0
Rebounding margin	+12.5	-
Assists	32	26
Assists per game	16.0	13.0
Turnovers	25	16
Turnovers per game	12.5	8.0
Turnover margin	-4.5	-
Assist/turnover ratio	1.3	1.6
Steals	9	19
Steals per game	4.5	9.5
Blocks	6	6
Blocks per game	3.0	3.0
Winning streak	2	-
Home win streak	1	-
Attendance	11216	0
Home games-Avg/Game	1-11216	0-0
Neutral site-Avg/Game	-	1-6783

Score by Periods

Team	1st	2nd	OT	TOT
South Carolina	80	81	0	161
Opponents	59	71	0	130



2023-24 South Carolina Men's Basketball
Category Leaders
All games

Page 1/3
as of Nov 13, 2023

Points

##	Player	G	Pts	Pts/G
2	Mack, B.J.	2	32	16.0
10	Stute, Myles	2	31	15.5
55	Cooper, Ta'lon	2	27	13.5
5	Johnson, Meechie	2	26	13.0
1	Wright, Jacobi	2	21	10.5
4	Clark, Stephen	2	6	3.0
15	Ugusuk, Morris	2	5	2.5
12	Davis, Zachary	2	4	2.0
31	Bosmans-Verdonk, Benjamin	2	4	2.0
33	Gray, Josh	1	3	3.0
14	Sparkman, Eli	1	2	2.0

Scoring Average

##	Player	G	Pts	Pts/G
2	Mack, B.J.	2	32	16.0
10	Stute, Myles	2	31	15.5
55	Cooper, Ta'lon	2	27	13.5
5	Johnson, Meechie	2	26	13.0
1	Wright, Jacobi	2	21	10.5
33	Gray, Josh	1	3	3.0
4	Clark, Stephen	2	6	3.0
15	Ugusuk, Morris	2	5	2.5
12	Davis, Zachary	2	4	2.0
14	Sparkman, Eli	1	2	2.0
31	Bosmans-Verdonk, Benjamin	2	4	2.0

Field Goal Percentage

##	Player	FG	Att	Pct
55	Cooper, Ta'lon	10	15	.667
31	Bosmans-Verdonk, Benjamin	2	3	.667
5	Johnson, Meechie	8	13	.615
10	Stute, Myles	11	18	.611
1	Wright, Jacobi	8	14	.571
2	Mack, B.J.	13	25	.520
33	Gray, Josh	1	2	.500
4	Clark, Stephen	3	7	.429
15	Ugusuk, Morris	2	5	.400
12	Davis, Zachary	2	6	.333

Field Goal Attempts

##	Player	G	Att	Att/G
2	Mack, B.J.	2	25	12.5
10	Stute, Myles	2	18	9.0
55	Cooper, Ta'lon	2	15	7.5
1	Wright, Jacobi	2	14	7.0
5	Johnson, Meechie	2	13	6.5

Field Goals Made

##	Player	G	Made	Made/G
2	Mack, B.J.	2	13	6.5
10	Stute, Myles	2	11	5.5
55	Cooper, Ta'lon	2	10	5.0
5	Johnson, Meechie	2	8	4.0
1	Wright, Jacobi	2	8	4.0

3-Point FG Percentage

##	Player	3FG	Att	Pct
10	Stute, Myles	7	9	.778
1	Wright, Jacobi	2	3	.667
55	Cooper, Ta'lon	5	9	.556
5	Johnson, Meechie	3	6	.500
2	Mack, B.J.	4	10	.400
15	Ugusuk, Morris	1	3	.333

3-Point FG Attempts

##	Player	G	Att	Att/G
2	Mack, B.J.	2	10	5.0
10	Stute, Myles	2	9	4.5
55	Cooper, Ta'lon	2	9	4.5
5	Johnson, Meechie	2	6	3.0
1	Wright, Jacobi	2	3	1.5

3-Point FG Made

##	Player	G	Made	Made/G
10	Stute, Myles	2	7	3.5
55	Cooper, Ta'lon	2	5	2.5
2	Mack, B.J.	2	4	2.0
5	Johnson, Meechie	2	3	1.5
1	Wright, Jacobi	2	2	1.0



2023-24 South Carolina Men's Basketball
Category Leaders
All games

Page 2/3
as of Nov 13, 2023

Free Throw Percentage

##	Player	Made	Att	Pct
10	Stute, Myles	2	2	1.000
1	Wright, Jacobi	3	3	1.000
14	Sparkman, Eli	2	2	1.000
5	Johnson, Meechie	7	10	.700
2	Mack, B.J.	2	3	.667
55	Cooper, Ta'lon	2	3	.667
33	Gray, Josh	1	3	.333

Free Throw Attempts

##	Player	G	Att	Att/G
5	Johnson, Meechie	2	10	5.0
2	Mack, B.J.	2	3	1.5
55	Cooper, Ta'lon	2	3	1.5
1	Wright, Jacobi	2	3	1.5
33	Gray, Josh	1	3	3.0

Free Throws Made

##	Player	G	Made	Made/G
5	Johnson, Meechie	2	7	3.5
1	Wright, Jacobi	2	3	1.5
2	Mack, B.J.	2	2	1.0
10	Stute, Myles	2	2	1.0
55	Cooper, Ta'lon	2	2	1.0

Rebounds

##	Player	G	Reb	Reb/G
10	Stute, Myles	2	11	5.5
2	Mack, B.J.	2	9	4.5
55	Cooper, Ta'lon	2	9	4.5
5	Johnson, Meechie	2	9	4.5
31	Bosmans-Verdonk, Benjamin	2	9	4.5

Assists

##	Player	G	Ast	Ast/G
55	Cooper, Ta'lon	2	10	5.0
5	Johnson, Meechie	2	8	4.0
15	Ugusuk, Morris	2	5	2.5
4	Clark, Stephen	2	3	1.5
2	Mack, B.J.	2	2	1.0

Rebounds Average

##	Player	G	Reb	Reb/G
33	Gray, Josh	1	6	6.0
10	Stute, Myles	2	11	5.5
2	Mack, B.J.	2	9	4.5
55	Cooper, Ta'lon	2	9	4.5
5	Johnson, Meechie	2	9	4.5

Steals

##	Player	G	Stl	Stl/G
12	Davis, Zachary	2	4	2.0
10	Stute, Myles	2	2	1.0
5	Johnson, Meechie	2	1	0.5
1	Wright, Jacobi	2	1	0.5
31	Bosmans-Verdonk, Benjamin	2	1	0.5

Offensive Rebounds

##	Player	G	OReb	OReb/G
10	Stute, Myles	2	5	2.5
31	Bosmans-Verdonk, Benjamin	2	4	2.0
2	Mack, B.J.	2	2	1.0
55	Cooper, Ta'lon	2	2	1.0
12	Davis, Zachary	2	2	1.0

Blocked Shots

##	Player	G	Blk	Blk/G
2	Mack, B.J.	2	1	0.5
55	Cooper, Ta'lon	2	1	0.5
33	Gray, Josh	1	1	1.0
4	Clark, Stephen	2	1	0.5
15	Ugusuk, Morris	2	1	0.5

Defensive Rebounds

##	Player	G	DReb	DReb/G
5	Johnson, Meechie	2	9	4.5
2	Mack, B.J.	2	7	3.5
55	Cooper, Ta'lon	2	7	3.5
10	Stute, Myles	2	6	3.0
33	Gray, Josh	1	6	6.0

Minutes

##	Player	G	Min	Min/G
10	Stute, Myles	2	54	27:04
55	Cooper, Ta'lon	2	54	27:04
5	Johnson, Meechie	2	54	26:52
2	Mack, B.J.	2	46	22:54
1	Wright, Jacobi	2	43	21:31

Fouls

##	Player	G	PF	PF/G
2	Mack, B.J.	2	6	3.0
10	Stute, Myles	2	5	2.5
5	Johnson, Meechie	2	4	2.0
55	Cooper, Ta'lon	2	3	1.5
1	Wright, Jacobi	2	3	1.5

Turnovers

##	Player	G	TO	TO/G
5	Johnson, Meechie	2	6	3.0
4	Clark, Stephen	2	4	2.0
2	Mack, B.J.	2	3	1.5
1	Wright, Jacobi	2	3	1.5
10	Stute, Myles	2	2	1.0



2023-24 South Carolina Men's Basketball
Category Leaders
All games

Page 3/3
as of Nov 13, 2023

Foul Outs

#	# Player	G	FO
---	----------	---	----



2023-24 South Carolina Men's Basketball
Player Highs Analysis
All games

Page 1/2
as of Nov 13, 2023

South Carolina - Individual Game Highs

POINTS	21		Myles Stute vs Virginia Tech (N) (11/10/2023)
	19		B.J. Mack vs Virginia Tech (N) (11/10/2023)
	15		Ta'lon Cooper vs USC Upstate (11/06/2023)
	15		Meechie Johnson vs USC Upstate (11/06/2023)
	13		B.J. Mack vs USC Upstate (11/06/2023)
FIELD GOALS MADE	9		B.J. Mack vs Virginia Tech (N) (11/10/2023)
	7		Myles Stute vs Virginia Tech (N) (11/10/2023)
FIELD GOAL ATTEMPTS	16		B.J. Mack vs Virginia Tech (N) (11/10/2023)
	11		Myles Stute vs Virginia Tech (N) (11/10/2023)
FIELD GOAL PERCENTAGE (min 5 made)	.714	(5-7)	Ta'lon Cooper vs USC Upstate (11/06/2023)
	.636	(7-11)	Myles Stute vs Virginia Tech (N) (11/10/2023)
3 PT FG MADE	5		Myles Stute vs Virginia Tech (N) (11/10/2023)
	3		Ta'lon Cooper vs USC Upstate (11/06/2023)
	3		B.J. Mack vs USC Upstate (11/06/2023)
3 PT FG ATTEMPTS	6		Myles Stute vs Virginia Tech (N) (11/10/2023)
	6		B.J. Mack vs USC Upstate (11/06/2023)
3 PT FG PERCENTAGE (min 2 made)	1.000	(2-2)	Meechie Johnson vs USC Upstate (11/06/2023)
	.833	(5-6)	Myles Stute vs Virginia Tech (N) (11/10/2023)
FREE THROWS MADE	5		Meechie Johnson vs USC Upstate (11/06/2023)
	3		Jacobi Wright vs Virginia Tech (N) (11/10/2023)
FREE THROW ATTEMPTS	8		Meechie Johnson vs USC Upstate (11/06/2023)
	3		Jacobi Wright vs Virginia Tech (N) (11/10/2023)
	3		Ta'lon Cooper vs USC Upstate (11/06/2023)
	3		Josh Gray vs USC Upstate (11/06/2023)
FREE THROW PERCENTAGE (min 3 made)	1.000	(3-3)	Jacobi Wright vs Virginia Tech (N) (11/10/2023)
	.625	(5-8)	Meechie Johnson vs USC Upstate (11/06/2023)
REBOUNDS	8		Zachary Davis vs USC Upstate (11/06/2023)
	7		Benjamin Bosmans-Verdonk vs Virginia Tech (N) (11/10/2023)
	7		Ta'lon Cooper vs USC Upstate (11/06/2023)
ASSISTS	7		Ta'lon Cooper vs Virginia Tech (N) (11/10/2023)
	5		Meechie Johnson vs Virginia Tech (N) (11/10/2023)
STEALS	3		Zachary Davis vs USC Upstate (11/06/2023)
	2		Myles Stute vs USC Upstate (11/06/2023)
BLOCKED SHOTS	1		Morris Ugusuk vs Virginia Tech (N) (11/10/2023)
	1		Zachary Davis vs Virginia Tech (N) (11/10/2023)
	1		Ta'lon Cooper vs USC Upstate (11/06/2023)
	1		Josh Gray vs USC Upstate (11/06/2023)
	1		B.J. Mack vs USC Upstate (11/06/2023)
	1		Stephen Clark vs USC Upstate (11/06/2023)
TURNOVERS	4		Meechie Johnson vs Virginia Tech (N) (11/10/2023)
	4		Stephen Clark vs USC Upstate (11/06/2023)
FOULS	3		B.J. Mack vs Virginia Tech (N) (11/10/2023)
	3		Myles Stute vs Virginia Tech (N) (11/10/2023)
	3		Meechie Johnson vs USC Upstate (11/06/2023)
	3		B.J. Mack vs USC Upstate (11/06/2023)



2023-24 South Carolina Men's Basketball
Player Highs Analysis
All games

Page 2/2
as of Nov 13, 2023

Opponent - Individual Game Highs

POINTS	26	Sean Pedulla vs Virginia Tech (N) (11/10/2023)
	13	Hunter Cattoor vs Virginia Tech (N) (11/10/2023)
	13	Justin Bailey vs USC Upstate (11/06/2023)
	12	Lynn Kidd vs Virginia Tech (N) (11/10/2023)
	10	Trae Broadnax vs USC Upstate (11/06/2023)
FIELD GOALS MADE	7	Sean Pedulla vs Virginia Tech (N) (11/10/2023)
	5	Lynn Kidd vs Virginia Tech (N) (11/10/2023)
FIELD GOAL ATTEMPTS	13	Sean Pedulla vs Virginia Tech (N) (11/10/2023)
	13	Trae Broadnax vs USC Upstate (11/06/2023)
FIELD GOAL PERCENTAGE (min 5 made)	.714 (5-7)	Lynn Kidd vs Virginia Tech (N) (11/10/2023)
	.538 (7-13)	Sean Pedulla vs Virginia Tech (N) (11/10/2023)
3 PT FG MADE	3	Sean Pedulla vs Virginia Tech (N) (11/10/2023)
	3	Hunter Cattoor vs Virginia Tech (N) (11/10/2023)
3 PT FG ATTEMPTS	10	Hunter Cattoor vs Virginia Tech (N) (11/10/2023)
	6	Sean Pedulla vs Virginia Tech (N) (11/10/2023)
3 PT FG PERCENTAGE (min 2 made)	.500 (3-6)	Sean Pedulla vs Virginia Tech (N) (11/10/2023)
	.500 (2-4)	Justin Bailey vs USC Upstate (11/06/2023)
FREE THROWS MADE	9	Sean Pedulla vs Virginia Tech (N) (11/10/2023)
	4	Trae Broadnax vs USC Upstate (11/06/2023)
FREE THROW ATTEMPTS	11	Sean Pedulla vs Virginia Tech (N) (11/10/2023)
	7	Trae Broadnax vs USC Upstate (11/06/2023)
FREE THROW PERCENTAGE (min 3 made)	.818 (9-11)	Sean Pedulla vs Virginia Tech (N) (11/10/2023)
	.750 (3-4)	Mylyjael Poteat vs Virginia Tech (N) (11/10/2023)
	.750 (3-4)	Justin Bailey vs USC Upstate (11/06/2023)
REBOUNDS	9	Sean Pedulla vs Virginia Tech (N) (11/10/2023)
	7	Ahmir Langlais vs USC Upstate (11/06/2023)
ASSISTS	5	Sean Pedulla vs Virginia Tech (N) (11/10/2023)
	3	Trae Broadnax vs USC Upstate (11/06/2023)
	3	Jorge Ochoa vs USC Upstate (11/06/2023)
STEALS	3	Justin Bailey vs USC Upstate (11/06/2023)
	2	Lynn Kidd vs Virginia Tech (N) (11/10/2023)
	2	MJ Collins vs Virginia Tech (N) (11/10/2023)
	2	Mekhi Long vs Virginia Tech (N) (11/10/2023)
	2	Jorge Ochoa vs USC Upstate (11/06/2023)
	2	Nick Alves vs USC Upstate (11/06/2023)
BLOCKED SHOTS	3	Ahmir Langlais vs USC Upstate (11/06/2023)
	1	Robbie Beran vs Virginia Tech (N) (11/10/2023)
	1	Trae Broadnax vs USC Upstate (11/06/2023)
	1	Nick Alves vs USC Upstate (11/06/2023)
TURNOVERS	2	Sean Pedulla vs Virginia Tech (N) (11/10/2023)
	2	Lynn Kidd vs Virginia Tech (N) (11/10/2023)
	2	Trae Broadnax vs USC Upstate (11/06/2023)
	2	Ahmir Langlais vs USC Upstate (11/06/2023)
FOULS	3	Hunter Cattoor vs Virginia Tech (N) (11/10/2023)
	3	Mekhi Long vs Virginia Tech (N) (11/10/2023)
	3	Nick Alves vs USC Upstate (11/06/2023)
	3	Jordyn Surratt vs USC Upstate (11/06/2023)



2023-24 South Carolina Men's Basketball
Team High/Low Analysis
All games

Page 1/4
as of Nov 13, 2023

South Carolina - Game Highs

POINTS	82		USC Upstate (11/06/2023)
	79		vs Virginia Tech (N) (11/10/2023)
FIELD GOALS MADE	31		vs Virginia Tech (N) (11/10/2023)
	29		USC Upstate (11/06/2023)
FIELD GOAL ATTEMPTS	55		vs Virginia Tech (N) (11/10/2023)
	55		USC Upstate (11/06/2023)
FIELD GOAL PERCENTAGE	.564	(31-55)	vs Virginia Tech (N) (11/10/2023)
	.527	(29-55)	USC Upstate (11/06/2023)
3 PT FG MADE	12		USC Upstate (11/06/2023)
	10		vs Virginia Tech (N) (11/10/2023)
3 PT FG ATTEMPTS	22		USC Upstate (11/06/2023)
	21		vs Virginia Tech (N) (11/10/2023)
3 PT FG PERCENTAGE	.545	(12-22)	USC Upstate (11/06/2023)
	.476	(10-21)	vs Virginia Tech (N) (11/10/2023)
FREE THROWS MADE	12		USC Upstate (11/06/2023)
	7		vs Virginia Tech (N) (11/10/2023)
FREE THROW ATTEMPTS	19		USC Upstate (11/06/2023)
	8		vs Virginia Tech (N) (11/10/2023)
FREE THROW PERCENTAGE	.875	(7-8)	vs Virginia Tech (N) (11/10/2023)
	.632	(12-19)	USC Upstate (11/06/2023)
REBOUNDS	45		USC Upstate (11/06/2023)
	30		vs Virginia Tech (N) (11/10/2023)
ASSISTS	16		vs Virginia Tech (N) (11/10/2023)
	16		USC Upstate (11/06/2023)
STEALS	7		USC Upstate (11/06/2023)
	2		vs Virginia Tech (N) (11/10/2023)
BLOCKED SHOTS	4		USC Upstate (11/06/2023)
	2		vs Virginia Tech (N) (11/10/2023)
TURNOVERS	15		USC Upstate (11/06/2023)
	10		vs Virginia Tech (N) (11/10/2023)
FOULS	18		USC Upstate (11/06/2023)
	16		vs Virginia Tech (N) (11/10/2023)



2023-24 South Carolina Men's Basketball
Team High/Low Analysis
All games

Page 2/4
as of Nov 13, 2023

Opponent - Game Highs

POINTS	77		vs Virginia Tech (N) (11/10/2023)
	53		USC Upstate (11/06/2023)
FIELD GOALS MADE	26		vs Virginia Tech (N) (11/10/2023)
	21		USC Upstate (11/06/2023)
FIELD GOAL ATTEMPTS	59		USC Upstate (11/06/2023)
	52		vs Virginia Tech (N) (11/10/2023)
FIELD GOAL PERCENTAGE	.500	(26-52)	vs Virginia Tech (N) (11/10/2023)
	.356	(21-59)	USC Upstate (11/06/2023)
3 PT FG MADE	7		vs Virginia Tech (N) (11/10/2023)
	4		USC Upstate (11/06/2023)
3 PT FG ATTEMPTS	22		vs Virginia Tech (N) (11/10/2023)
	16		USC Upstate (11/06/2023)
3 PT FG PERCENTAGE	.318	(7-22)	vs Virginia Tech (N) (11/10/2023)
	.250	(4-16)	USC Upstate (11/06/2023)
FREE THROWS MADE	18		vs Virginia Tech (N) (11/10/2023)
	7		USC Upstate (11/06/2023)
FREE THROW ATTEMPTS	22		vs Virginia Tech (N) (11/10/2023)
	14		USC Upstate (11/06/2023)
FREE THROW PERCENTAGE	.818	(18-22)	vs Virginia Tech (N) (11/10/2023)
	.500	(7-14)	USC Upstate (11/06/2023)
REBOUNDS	27		USC Upstate (11/06/2023)
	23		vs Virginia Tech (N) (11/10/2023)
ASSISTS	13		vs Virginia Tech (N) (11/10/2023)
	13		USC Upstate (11/06/2023)
STEALS	11		USC Upstate (11/06/2023)
	8		vs Virginia Tech (N) (11/10/2023)
BLOCKED SHOTS	5		USC Upstate (11/06/2023)
	1		vs Virginia Tech (N) (11/10/2023)
TURNOVERS	11		USC Upstate (11/06/2023)
	5		vs Virginia Tech (N) (11/10/2023)
FOULS	16		USC Upstate (11/06/2023)
	12		vs Virginia Tech (N) (11/10/2023)



2023-24 South Carolina Men's Basketball
Team High/Low Analysis
All games

Page 3/4
as of Nov 13, 2023

South Carolina - Game Lows

POINTS	79		vs Virginia Tech (N) (11/10/2023)
	82		USC Upstate (11/06/2023)
FIELD GOALS MADE	29		USC Upstate (11/06/2023)
	31		vs Virginia Tech (N) (11/10/2023)
FIELD GOAL ATTEMPTS	55		vs Virginia Tech (N) (11/10/2023)
	55		USC Upstate (11/06/2023)
FIELD GOAL PERCENTAGE	.527	(29-55)	USC Upstate (11/06/2023)
	.564	(31-55)	vs Virginia Tech (N) (11/10/2023)
3 PT FG MADE	10		vs Virginia Tech (N) (11/10/2023)
	12		USC Upstate (11/06/2023)
3 PT FG ATTEMPTS	21		vs Virginia Tech (N) (11/10/2023)
	22		USC Upstate (11/06/2023)
3 PT FG PERCENTAGE	.476	(10-21)	vs Virginia Tech (N) (11/10/2023)
	.545	(12-22)	USC Upstate (11/06/2023)
FREE THROWS MADE	7		vs Virginia Tech (N) (11/10/2023)
	12		USC Upstate (11/06/2023)
FREE THROW ATTEMPTS	8		vs Virginia Tech (N) (11/10/2023)
	19		USC Upstate (11/06/2023)
FREE THROW PERCENTAGE	.632	(12-19)	USC Upstate (11/06/2023)
	.875	(7-8)	vs Virginia Tech (N) (11/10/2023)
REBOUNDS	30		vs Virginia Tech (N) (11/10/2023)
	45		USC Upstate (11/06/2023)
ASSISTS	16		vs Virginia Tech (N) (11/10/2023)
	16		USC Upstate (11/06/2023)
STEALS	2		vs Virginia Tech (N) (11/10/2023)
	7		USC Upstate (11/06/2023)
BLOCKED SHOTS	2		vs Virginia Tech (N) (11/10/2023)
	4		USC Upstate (11/06/2023)
TURNOVERS	10		vs Virginia Tech (N) (11/10/2023)
	15		USC Upstate (11/06/2023)
FOULS	16		vs Virginia Tech (N) (11/10/2023)
	18		USC Upstate (11/06/2023)



2023-24 South Carolina Men's Basketball
Team High/Low Analysis
All games

Page 4/4
as of Nov 13, 2023

Opponent - Game Lows

POINTS	53		USC Upstate (11/06/2023)
	77		vs Virginia Tech (N) (11/10/2023)
FIELD GOALS MADE	21		USC Upstate (11/06/2023)
	26		vs Virginia Tech (N) (11/10/2023)
FIELD GOAL ATTEMPTS	52		vs Virginia Tech (N) (11/10/2023)
	59		USC Upstate (11/06/2023)
FIELD GOAL PERCENTAGE	.356	(21-59)	USC Upstate (11/06/2023)
	.500	(26-52)	vs Virginia Tech (N) (11/10/2023)
3 PT FG MADE	4		USC Upstate (11/06/2023)
	7		vs Virginia Tech (N) (11/10/2023)
3 PT FG ATTEMPTS	16		USC Upstate (11/06/2023)
	22		vs Virginia Tech (N) (11/10/2023)
3 PT FG PERCENTAGE	.250	(4-16)	USC Upstate (11/06/2023)
	.318	(7-22)	vs Virginia Tech (N) (11/10/2023)
FREE THROWS MADE	7		USC Upstate (11/06/2023)
	18		vs Virginia Tech (N) (11/10/2023)
FREE THROW ATTEMPTS	14		USC Upstate (11/06/2023)
	22		vs Virginia Tech (N) (11/10/2023)
FREE THROW PERCENTAGE	.500	(7-14)	USC Upstate (11/06/2023)
	.818	(18-22)	vs Virginia Tech (N) (11/10/2023)
REBOUNDS	23		vs Virginia Tech (N) (11/10/2023)
	27		USC Upstate (11/06/2023)
ASSISTS	13		vs Virginia Tech (N) (11/10/2023)
	13		USC Upstate (11/06/2023)
STEALS	8		vs Virginia Tech (N) (11/10/2023)
	11		USC Upstate (11/06/2023)
BLOCKED SHOTS	1		vs Virginia Tech (N) (11/10/2023)
	5		USC Upstate (11/06/2023)
TURNOVERS	5		vs Virginia Tech (N) (11/10/2023)
	11		USC Upstate (11/06/2023)
FOULS	12		vs Virginia Tech (N) (11/10/2023)
	16		USC Upstate (11/06/2023)



**South Carolina Men's Basketball
Individual Career Summaries
All games**

Page 1/10
as of Nov 11, 2023

BOSMANS-VERDONK, Benjamin

SEASON	TEAM	GP-GS	MIN/AVG	Field Goals		3-Point		F-Throws		Rebounds									Scoring	
				FG-FGA	FG%	3FG-3FGA	3FG%	FT-FTA	FT%	OFF	DEF	TOT	AVG	PF-FO	A	TO	BLK	STL	PTS	AVG
2019-20	Illini	9-0	57/6.3	4-11	.364	0-2	.000	3-4	.750	6	4	10	1.1	6-0	6	5	2	3	11	1.2
2020-21	Illini	8-0	18/2.2	1-3	.333	0-0	.000	0-0	.000	1	2	3	0.4	0-0	0	1	0	0	2	0.3
2021-22	Illini	24-2	186/7.8	17-36	.472	0-0	.000	5-17	.294	25	26	51	2.1	33-0	15	5	0	7	39	1.6
2022-23	USC	31-14	463/14.9	22-56	.393	0-0	.000	16-27	.593	56	40	96	3.1	68-1	35	40	7	11	60	1.9
2023-24	USC	2-0	26/13.0	2-3	.667	0-0	.000	0-0	.000	4	5	9	4.5	3-0	0	2	0	1	4	2.0
TOTAL FOR USC		33-14	489/14.8	24-59	.407	0-0	.000	16-27	.593	60	45	105	3.2	71-1	35	42	7	12	64	1.9
TOTAL		74-16	750/10.1	46-109	.422	0-2	.000	24-48	.500	92	77	169	2.3	110-1	56	53	9	22	116	1.6

Single Game Highs

Statistic	Value	
Points	8	vs Arkansas St. 11/12/21, vs Michigan St. 01/25/22, vs USC Upstate 11/25/22
Rebounds	10	vs Jackson St. 11/09/21, vs Arkansas St. 11/12/21
Assists	6	vs UTRGV 11/26/21
Steals	2	vs Hampton 11/23/19, vs Purdue 01/17/22, vs USC Upstate 11/25/22
Blocks	2	vs The Citadel 11/20/19
FG Made	4	vs Michigan St. 01/25/22, vs USC Upstate 11/25/22
FG Attempts	7	vs Michigan St. 01/25/22, vs USC Upstate 11/25/22
3FG Attempts	1	vs Nicholls 11/05/19, vs The Citadel 11/20/19
FT Made	4	vs Ole Miss 01/17/23, vs Furman 11/20/22
FT Attempts	6	vs Ole Miss 01/17/23



South Carolina Men's Basketball
Individual Career Summaries
All games

Page 2/10
as of Nov 11, 2023

CLARK, Stephen

				Field Goals		3-Point		F-Throws		Rebounds									Scoring	
SEASON	TEAM	GP-GS	MIN/AVG	FG-FGA	FG%	3FG-3FGA	3FG%	FT-FTA	FT%	OFF	DEF	TOT	AVG	PF-FO	A	TO	BLK	STL	PTS	AVG
2019-20	Cit	21-7	326/15.5	31-62	.500	3-19	.158	4-8	.500	11	29	40	1.9	27-0	23	24	16	8	69	3.3
2020-21	Cit	25-18	584/23.4	62-100	.620	2-12	.167	22-41	.537	30	86	116	4.6	49-0	53	41	46	19	148	5.9
2021-22	Cit	31-31	981/31.6	125-232	.539	10-35	.286	40-73	.548	41	147	188	6.1	96-4	112	72	75	19	300	9.7
2022-23	Cit	32-32	1106/34.6	210-427	.492	11-49	.224	90-134	.672	49	160	209	6.5	80-6	91	94	58	29	521	16.3
2023-24	USC	2-2	27/13.5	3-7	.429	0-0	.000	0-0	.000	1	3	4	2.0	3-0	3	4	1	0	6	3.0
TOTAL FOR USC		2-2	27/13.5	3-7	.429	0-0	.000	0-0	.000	1	3	4	2.0	3-0	3	4	1	0	6	3.0
TOTAL		111-90	3024/27.2	431-828	.521	26-115	.226	156-256	.609	132	425	557	5.0	255-10	282	235	196	75	1044	9.4

Single Game Highs

Statistic	Value	
Points	28	vs Western Caro. 01/14/23
Rebounds	15	at South Carolina St. 11/28/21
Assists	8	5 times
Steals	4	vs Furman 02/15/23
Blocks	6	at Western Caro. 01/05/22
FG Made	11	vs Presbyterian 11/10/22, vs IUPUI 11/25/22, vs ETSU 01/11/23
FG Attempts	20	vs Western Caro. 01/14/23
3FG Made	2	5 times
3FG Attempts	5	vs VMI 02/02/23
FT Made	7	vs Western Caro. 01/14/23
FT Attempts	11	at Furman 01/04/23



**South Carolina Men's Basketball
Individual Career Summaries
All games**

Page 3/10
as of Nov 11, 2023

COOPER, Ta'lon

				Field Goals		3-Point		F-Throws		Rebounds										Scoring	
SEASON	TEAM	GP-GS	MIN/AVG	FG-FGA	FG%	3FG-3FGA	3FG%	FT-FTA	FT%	OFF	DEF	TOT	AVG	PF-FO	A	TO	BLK	STL	PTS	AVG	
2019-20	More	30-7	696/23.2	66-146	.452	31-80	.388	46-57	.807	17	68	85	2.8	42-1	94	37	10	27	209	7.0	
2020-21	More	31-11	907/29.3	89-217	.410	39-99	.394	39-64	.609	10	55	65	2.1	49-1	111	60	16	28	256	8.3	
2021-22	More	34-34	1154/33.9	106-260	.408	40-120	.333	56-86	.651	23	131	154	4.5	60-0	202	74	23	31	308	9.1	
2022-23	MINN	31-31	1137/36.7	107-271	.395	37-98	.378	54-88	.614	18	107	125	4.0	66-1	196	83	28	33	305	9.8	
2023-24	USC	2-2	54/27.1	10-15	.667	5-9	.556	2-3	.667	2	7	9	4.5	3-0	10	1	1	0	27	13.5	
TOTAL FOR USC		2-2	54/27.1	10-15	.667	5-9	.556	2-3	.667	2	7	9	4.5	3-0	10	1	1	0	27	13.5	
TOTAL		128-85	3948/30.8	378-909	.416	152-406	.374	197-298	.661	70	368	438	3.4	220-3	613	255	78	119	1105	8.6	

Single Game Highs

Statistic	Value	
Points	20	vs Alice Lloyd 12/28/19
Rebounds	11	at Ohio St. 01/12/23
Assists	12	vs Transylvania 11/18/21, vs Presbyterian 12/06/21, vs Nebraska 03/08/23
Steals	5	vs Tennessee Tech 02/03/22
Blocks	4	vs Murray St. 03/05/22, vs Penn St. 02/18/23
FG Made	7	vs Alice Lloyd 12/28/19, at Wisconsin 01/03/23, vs Illinois 01/16/23
FG Attempts	16	at Michigan 01/22/23
3FG Made	4	vs UT Martin 02/01/20, at Jacksonville St. 01/28/21, vs UT Martin 01/12/22
3FG Attempts	10	at SIUE 02/26/22
FT Made	8	vs Nebraska 03/08/23
FT Attempts	10	vs Nebraska 03/08/23



South Carolina Men's Basketball
Individual Career Summaries
All games

Page 4/10
as of Nov 11, 2023

DAVIS, Zachary

				Field Goals		3-Point		F-Throws		Rebounds									Scoring	
SEASON	TEAM	GP-GS	MIN/AVG	FG-FGA	FG%	3FG-3FGA	3FG%	FT-FTA	FT%	OFF	DEF	TOT	AVG	PF-FO	A	TO	BLK	STL	PTS	AVG
2022-23	USC	30-2	418/13.9	26-68	.382	6-35	.171	8-12	.667	16	51	67	2.2	33-0	22	18	5	21	66	2.2
2023-24	USC	2-0	39/19.6	2-6	.333	0-2	.000	0-0	.000	2	6	8	4.0	1-0	0	0	1	4	4	2.0
TOTAL		32-2	457/14.3	28-74	.378	6-37	.162	8-12	.667	18	57	75	2.3	34-0	22	18	6	25	70	2.2

Single Game Highs

Statistic	Value	
Points	13	vs Texas A&M 01/14/23
Rebounds	8	vs USC Upstate 11/06/23
Assists	2	4 times
Steals	3	vs Alabama 02/22/23, vs Georgia 03/04/23, vs USC Upstate 11/06/23
Blocks	2	vs Tennessee 01/07/23
FG Made	4	vs Texas A&M 01/14/23
FG Attempts	8	vs USC Upstate 11/25/22
3FG Made	2	vs Alabama 02/22/23
3FG Attempts	5	vs USC Upstate 11/25/22
FT Made	4	vs Texas A&M 01/14/23
FT Attempts	5	vs Texas A&M 01/14/23



**South Carolina Men's Basketball
Individual Career Summaries
All games**

Page 5/10
as of Nov 11, 2023

DIBBA, Ebrima

SEASON	TEAM	GP-GS	MIN/AVG	Field Goals		3-Point		F-Throws		Rebounds									Scoring	
				FG-FGA	FG%	3FG-3FGA	3FG%	FT-FTA	FT%	OFF	DEF	TOT	AVG	PF-FO	A	TO	BLK	STL	PTS	AVG
2018-19	CCU	26-24	797/30.6	74-163	.454	13-43	.302	60-78	.769	9	98	107	4.1	48-0	123	67	4	34	221	8.5
2019-20	CCU	6-6	183/30.5	23-52	.442	2-4	.500	17-18	.944	7	18	25	4.2	10-0	29	9	0	10	65	10.8
2020-21	CCU	26-26	856/32.9	70-160	.438	11-37	.297	45-60	.750	21	124	145	5.6	42-0	143	78	3	40	196	7.5
2021-22	CCU	32-31	1063/33.2	85-185	.459	11-31	.355	77-96	.802	19	133	152	4.8	55-1	173	92	0	45	258	8.1
2023-24	USC	1-0	3/2.8	0-1	.000	0-0	.000	0-0	.000	0	0	0	0.0	1-0	1	1	0	0	0	0.0
TOTAL FOR USC		1-0	3/2.8	0-1	.000	0-0	.000	0-0	.000	0	0	0	0.0	1-0	1	1	0	0	0	0.0
TOTAL		91-87	2902/31.9	252-561	.449	37-115	.322	199-252	.790	56	373	429	4.7	156-1	469	247	7	129	740	8.1

Single Game Highs

Statistic	Value	
Points	19	vs Utah 11/21/19
Rebounds	10	vs Ga. Southern 02/21/21, vs App State 03/07/21, at South Alabama 03/28/22
Assists	12	vs ULM 12/30/21
Steals	6	vs Columbia Int'l 12/03/20
Blocks	1	7 times
FG Made	7	4 times
FG Attempts	15	at DePaul 03/27/19
3FG Made	2	7 times
3FG Attempts	6	at DePaul 03/27/19
FT Made	9	vs Winthrop 12/04/21
FT Attempts	12	vs Winthrop 12/04/21

GRAJZL, Danny

SEASON	TEAM	GP-GS	MIN/AVG	Field Goals		3-Point		F-Throws		Rebounds									Scoring	
				FG-FGA	FG%	3FG-3FGA	3FG%	FT-FTA	FT%	OFF	DEF	TOT	AVG	PF-FO	A	TO	BLK	STL	PTS	AVG
2023-24	USC	1-0	2/2.1	0-0	.000	0-0	.000	0-0	.000	0	0	0	0.0	1-0	0	0	0	0	0	0.0
TOTAL		1-0	2/2.1	0-0	.000	0-0	.000	0-0	.000	0	0	0	0.0	1-0	0	0	0	0	0	0.0



South Carolina Men's Basketball
Individual Career Summaries
All games

Page 6/10
as of Nov 11, 2023

GRAY, Josh

				Field Goals		3-Point		F-Throws		Rebounds										Scoring	
SEASON	TEAM	GP-GS	MIN/AVG	FG-FGA	FG%	3FG-3FGA	3FG%	FT-FTA	FT%	OFF	DEF	TOT	AVG	PF-FO	A	TO	BLK	STL		PTS	AVG
2020-21	LSU	10-0	33/3.3	3-6	.500	0-0	.000	2-7	.286	5	7	12	1.2	7-0	0	2	1	0		8	0.8
2021-22	USC	25-3	284/11.3	30-58	.517	0-1	.000	13-34	.382	36	51	87	3.5	37-0	9	12	17	11		73	2.9
2022-23	USC	32-15	537/16.8	57-111	.514	0-1	.000	24-52	.462	86	115	201	6.3	74-1	15	31	27	9		138	4.3
2023-24	USC	1-0	11/10.9	1-2	.500	0-0	.000	1-3	.333	0	6	6	6.0	2-0	0	0	1	0		3	3.0
TOTAL FOR USC		58-18	832/14.3	88-171	.515	0-2	.000	38-89	.427	122	172	294	5.1	113-1	24	43	45	20		214	3.7
TOTAL		68-18	865/12.7	91-177	.514	0-2	.000	40-96	.417	127	179	306	4.5	120-1	24	45	46	20		222	3.3

Single Game Highs

Statistic	Value	
Points	20	vs Arkansas 02/04/23
Rebounds	14	vs Mississippi St. 01/31/23, vs Arkansas 02/04/23
Assists	2	5 times
Steals	2	4 times
Blocks	3	4 times
FG Made	9	vs Arkansas 02/04/23
FG Attempts	14	vs Arkansas 02/04/23
3FG Attempts	1	vs Western Ky. 11/14/21, vs Arkansas 02/04/23
FT Made	3	vs Georgetown 12/05/21, at Florida 01/25/23, at Missouri 02/07/23
FT Attempts	7	at Florida 01/25/23



South Carolina Men's Basketball
Individual Career Summaries
All games

Page 7/10
as of Nov 11, 2023

JOHNSON, Meechie

SEASON	TEAM	GP-GS	MIN/AVG	Field Goals		3-Point		F-Throws		Rebounds									Scoring	
				FG-FGA	FG%	3FG-3FGA	3FG%	FT-FTA	FT%	OFF	DEF	TOT	AVG	PF-FO	A	TO	BLK	STL	PTS	AVG
2020-21	OSU	17-0	100/5.9	7-18	.389	6-12	.500	1-6	.167	1	6	7	0.4	6-0	3	5	1	3	21	1.2
2021-22	OSU	26-5	461/17.7	37-120	.308	27-84	.321	14-19	.737	8	32	40	1.5	40-0	31	35	3	17	115	4.4
2022-23	USC	30-29	999/33.3	126-349	.361	70-214	.327	58-76	.763	19	91	110	3.7	52-1	109	72	1	22	380	12.7
2023-24	USC	2-2	54/26.9	8-13	.615	3-6	.500	7-10	.700	0	9	9	4.5	4-0	8	6	0	1	26	13.0
TOTAL FOR USC		32-31	1053/32.9	134-362	.370	73-220	.332	65-86	.756	19	100	119	3.7	56-1	117	78	1	23	406	12.7
TOTAL		75-36	1614/21.5	178-500	.356	106-316	.335	80-111	.721	28	138	166	2.2	102-1	151	118	5	43	542	7.2

Single Game Highs

Statistic	Value	
Points	26	at Kentucky 01/10/23
Rebounds	7	at Georgetown 12/03/22
Assists	8	at Georgetown 12/03/22
Steals	4	vs Bowling Green 11/15/21
Blocks	1	5 times
FG Made	9	at Kentucky 01/10/23
FG Attempts	18	vs Alabama 02/22/23
3FG Made	6	vs Western Ky. 12/22/22, at Kentucky 01/10/23
3FG Attempts	11	vs Western Ky. 12/22/22
FT Made	8	vs Georgia 03/04/23
FT Attempts	11	vs Georgia 03/04/23



**South Carolina Men's Basketball
Individual Career Summaries
All games**

Page 8/10
as of Nov 11, 2023

MACK, B.j.

				Field Goals		3-Point		F-Throws		Rebounds									Scoring	
SEASON	TEAM	GP-GS	MIN/AVG	FG-FGA	FG%	3FG-3FGA	3FG%	FT-FTA	FT%	OFF	DEF	TOT	AVG	PF-FO	A	TO	BLK	STL	PTS	AVG
2019-20	USF	19-0	142/7.5	15-34	.441	3-14	.214	6-6	1.000	5	18	23	1.2	13-0	1	4	3	2	39	2.1
2020-21	WOF	21-5	374/17.8	53-117	.453	17-53	.321	19-22	.864	21	49	70	3.3	44-1	14	24	9	8	142	6.8
2021-22	WOF	32-32	917/28.7	199-371	.536	39-87	.448	90-110	.818	74	123	197	6.2	66-0	70	78	17	20	527	16.5
2022-23	WOF	32-32	996/31.1	191-388	.492	52-155	.335	96-119	.807	36	142	178	5.6	53-0	44	45	14	19	530	16.6
2023-24	USC	2-2	46/22.9	13-25	.520	4-10	.400	2-3	.667	2	7	9	4.5	6-0	2	3	1	0	32	16.0
TOTAL FOR USC		2-2	46/22.9	13-25	.520	4-10	.400	2-3	.667	2	7	9	4.5	6-0	2	3	1	0	32	16.0
TOTAL		106-71	2476/23.4	471-935	.504	115-319	.361	213-260	.819	138	339	477	4.5	182-1	131	154	44	49	1270	12.0

Single Game Highs

Statistic	Value	
Points	28	at Gardner-Webb 12/08/21, at UNC Greensboro 02/12/23
Rebounds	13	at Gardner-Webb 12/08/21
Assists	6	vs Hampton 11/19/21
Steals	3	at Chattanooga 01/25/23
Blocks	2	7 times
FG Made	10	at Gardner-Webb 12/08/21, at ETSU 01/08/22
FG Attempts	20	at UNC Greensboro 02/12/23
3FG Made	5	at UNC Greensboro 02/12/23
3FG Attempts	8	vs South Fla. 12/12/20, vs UNC Greensboro 12/31/22, at UNC Greensboro 02/12/23
FT Made	9	vs Samford 01/28/23
FT Attempts	11	at Gardner-Webb 12/08/21

SPARKMAN, Eli

				Field Goals		3-Point		F-Throws		Rebounds									Scoring	
SEASON	TEAM	GP-GS	MIN/AVG	FG-FGA	FG%	3FG-3FGA	3FG%	FT-FTA	FT%	OFF	DEF	TOT	AVG	PF-FO	A	TO	BLK	STL	PTS	AVG
2022-23	USC	12-0	74/6.2	5-10	.500	5-8	.625	2-2	1.000	2	6	8	0.7	6-0	3	2	0	3	17	1.4
2023-24	USC	1-0	8/8.5	0-1	.000	0-1	.000	2-2	1.000	0	1	1	1.0	0-0	0	1	0	0	2	2.0
TOTAL		13-0	82/6.3	5-11	.455	5-9	.556	4-4	1.000	2	7	9	0.7	6-0	3	3	0	3	19	1.5

Single Game Highs

Statistic	Value	
Points	6	at Mississippi St. 02/28/23
Rebounds	2	vs Texas A&M 01/14/23, at Florida 01/25/23
Assists	1	vs South Carolina St. 11/08/22, vs Colorado St. 11/17/22, at George Washington 11/30/22
Steals	1	vs Colorado St. 11/17/22, vs Texas A&M 01/14/23, vs Ole Miss 03/08/23
FG Made	2	at Mississippi St. 02/28/23
FG Attempts	3	at Mississippi St. 02/28/23
3FG Made	2	at Mississippi St. 02/28/23
3FG Attempts	3	at Mississippi St. 02/28/23
FT Made	2	vs Colorado St. 11/17/22, vs USC Upstate 11/06/23
FT Attempts	2	vs Colorado St. 11/17/22, vs USC Upstate 11/06/23



**South Carolina Men's Basketball
Individual Career Summaries
All games**

Page 9/10
as of Nov 11, 2023

STUTE, Myles

				Field Goals		3-Point		F-Throws		Rebounds										Scoring	
SEASON	TEAM	GP-GS	MIN/AVG	FG-FGA	FG%	3FG-3FGA	3FG%	FT-FTA	FT%	OFF	DEF	TOT	AVG	PF-FO	A	TO	BLK	STL	PTS	AVG	
2020-21	Vandy	21-3	315/15.0	22-76	.289	18-63	.286	19-25	.760	12	37	49	2.3	25-0	11	17	2	6	81	3.9	
2021-22	Vandy	36-30	865/24.0	99-221	.448	79-183	.432	29-42	.690	27	105	132	3.7	85-1	13	25	10	24	306	8.5	
2022-23	Vandy	34-26	874/25.7	93-268	.347	74-205	.361	24-36	.667	29	127	156	4.6	79-1	19	45	4	19	284	8.4	
2023-24	USC	2-2	54/27.1	11-18	.611	7-9	.778	2-2	1.000	5	6	11	5.5	5-0	1	2	0	2	31	15.5	
TOTAL FOR USC		2-2	54/27.1	11-18	.611	7-9	.778	2-2	1.000	5	6	11	5.5	5-0	1	2	0	2	31	15.5	
TOTAL		93-61	2108/22.7	225-583	.386	178-460	.387	74-105	.705	73	275	348	3.7	194-2	44	89	16	51	702	7.5	

Single Game Highs

Statistic	Value	
Points	22	at Texas A&M 01/28/23
Rebounds	11	vs Southern Miss. 11/11/22
Assists	3	vs Arkansas 01/14/23
Steals	4	vs Winthrop 11/20/21
Blocks	2	vs Mississippi Val. 11/29/21
FG Made	7	4 times
FG Attempts	15	at Texas A&M 01/28/23
3FG Made	7	at Temple 11/15/22, at Texas A&M 01/28/23
3FG Attempts	14	at Texas A&M 01/28/23
FT Made	8	vs Arkansas 01/14/23
FT Attempts	8	vs South Carolina 01/08/22, vs Arkansas 01/14/23

UGUSUK, Morris

				Field Goals		3-Point		F-Throws		Rebounds									Scoring	
SEASON	TEAM	GP-GS	MIN/AVG	FG-FGA	FG%	3FG-3FGA	3FG%	FT-FTA	FT%	OFF	DEF	TOT	AVG	PF-FO	A	TO	BLK	STL	PTS	AVG
2023-24	USC	2-0	33/16.3	2-5	.400	1-3	.333	0-1	.000	0	2	2	1.0	2-0	5	2	1	0	5	2.5
TOTAL		2-0	33/16.3	2-5	.400	1-3	.333	0-1	.000	0	2	2	1.0	2-0	5	2	1	0	5	2.5

Single Game Highs

Statistic	Value	
Points	5	vs USC Upstate 11/06/23
Rebounds	1	vs USC Upstate 11/06/23, vs Virginia Tech 11/10/23
Assists	3	vs USC Upstate 11/06/23
Blocks	1	vs Virginia Tech 11/10/23
FG Made	2	vs USC Upstate 11/06/23
FG Attempts	5	vs USC Upstate 11/06/23
3FG Made	1	vs USC Upstate 11/06/23
3FG Attempts	3	vs USC Upstate 11/06/23
FT Attempts	1	vs USC Upstate 11/06/23



South Carolina Men's Basketball
Individual Career Summaries
All games

Page 10/10
as of Nov 11, 2023

WRIGHT, Jacobi

SEASON	TEAM	GP-GS	MIN/AVG	Field Goals		3-Point		F-Throws		Rebounds									Scoring	
				FG-FGA	FG%	3FG-3FGA	3FG%	FT-FTA	FT%	OFF	DEF	TOT	AVG	PF-FO	A	TO	BLK	STL	PTS	AVG
2021-22	USC	30-9	465/15.5	36-113	.319	11-43	.256	20-28	.714	7	40	47	1.6	36-0	55	38	1	15	103	3.4
2022-23	USC	32-15	941/29.4	82-207	.396	28-80	.350	42-57	.737	14	53	67	2.1	56-0	57	31	1	17	234	7.3
2023-24	USC	2-0	43/21.5	8-14	.571	2-3	.667	3-3	1.000	1	3	4	2.0	3-0	2	3	0	1	21	10.5
TOTAL		64-24	1448/22.6	126-334	.377	41-126	.325	65-88	.739	22	96	118	1.8	95-0	114	72	2	33	358	5.6

Single Game Highs

Statistic	Value	
Points	18	at LSU 02/18/23, vs Alabama 02/22/23
Rebounds	6	vs Georgetown 12/05/21, vs Eastern Mich. 12/30/22
Assists	6	vs Georgetown 12/05/21
Steals	2	7 times
Blocks	1	vs Florida 01/15/22, vs Davidson 11/18/22
FG Made	7	vs Alabama 02/22/23
FG Attempts	12	vs USC Upstate 11/25/22
3FG Made	5	at LSU 02/18/23
3FG Attempts	8	at LSU 02/18/23
FT Made	5	vs Georgia 03/04/23
FT Attempts	8	vs Georgia 03/04/23