

# << 2023-24 SOUTH CAROLINA MEN'S BASKETBALL >>

## 2023-24 SCHEDULE

OVERALL: 8-1 | SEC: 0-0

HOME: 4-0 | AWAY: 1-1 | NEUTRAL: 3-0 | NET: 28

### NOVEMBER

1	-/-	Wofford (exhibition)	W, 60-57
6	-/-	USC Upstate	W, 82-59
10	-/-	vs. Virginia Tech ^	W, 79-77
13	-/-	VMI % (unbracketed game)	W, 74-64
17	-/-	vs. DePaul %	W, 73-68
19	-/-	vs. Grand Canyon/San Francisco %	W, 75-68
28	-/-	Notre Dame \$	W, 65-53

### DECEMBER

1	-/-	George Washington	W, 89-67
6	#24/20	at Clemson	L, 67-72
9	-/-	at East Carolina	W, 68-62
16	-/-	Charleston Southern	6 p.m., SECN+
19	-/-	Winthrop	7 p.m., SECN+
22	-/-	Elon	6 p.m., SECN
30	-/-	Florida A&M	2 p.m., SECN+

### JANUARY

6	-/-	Mississippi State*	12 p.m., CBS
9	-/-	at Alabama*	7 p.m., SECN
13	-/-	at Missouri*	3:30 p.m., SECN
16	-/-	Georgia*	9 p.m., ESPNU
20	-/-	at Arkansas*	1 p.m., SECN
23	#14/15	Kentucky*	7 p.m., SECN
27	-/-	Missouri*	1 p.m., SECN
30	#12/10	at Tennessee*	6:30 p.m., SECN

### FEBRUARY

3	-/-	at Georgia*	1 p.m., SECN
6	-/-	Ole Miss*	6:30 p.m., SECN
10	-/-	Vanderbilt*	1 p.m., SECN
14	-/-	at Auburn*	8:30 p.m., SECN
17	-/-	LSU*	3:30 p.m., SECN
24	RV/25	at Ole Miss*	3:30 p.m., SECN
28	-/-	at Texas A&M*	8:30 p.m., SECN

### MARCH

2	-/-	Florida*	3:30 p.m. • SECN
6	#12/10	Tennessee*	7 p.m. • ESPN2
9	-/-	at Mississippi State	2:30 p.m. • SECN
13-17	-/-	SEC Tournament &	TBA
21-22	-/-	NCAA Tournament First Round =	TBA
22-23	-/-	NCAA Tournament Second Round =	TBA
28-29	-/-	Regional Semifinal - Sweet 16 #	TBA
30-31	-/-	Regional Final - Elite 8 #	TBA

### APRIL

6-8	-/-	Final Four /	TBA
-----	-----	--------------	-----

All home games in bold | All times listed Eastern | SECN+ - SEC Network + | SECN - SEC Network | CBSN - CBS Sports Network | \* indicates SEC contest | ^ - Hall of Fame Series (Charlotte, N.C.) | % - Arizona Tipoff (Glendale, Ariz.) | \$ - ACC/SEC Challenge | & - SEC Tournament (Nashville, Tenn.) | = NCAA Tournament First and Second Rounds (various sites) | # - NCAA Regionals (various sites) | / - Final Four (Phoenix, Ariz.) | \*\* rankings listed are at time of game

## PROBABLE GAMECOCK STARTERS

#	Name	Ht.	Wt.	Cl.	Hometown	PPG	RPG	APG	Misc.
55	Ta'Lon Cooper	6-4	200	Gr.	Roebuck, S.C.	9.1	3.9	5.0*	1,000+ points/600+ assists at Minnesota/Morehead State
5	Meechie Johnson	6-2	184	Jr.	Cleveland, Ohio	18.4*	4.3	2.0	Made 70 3s last year and led team with 3.6 assists per game
10	Myles Stute	6-6	209	Jr.	Washington, D.C.	10.1	3.9	1.3	Led SEC in 3-point FG% in 21-22 at 43.2%; has made 153 3s last 2 seasons
4	Stephen Clark	6-8	208	Gr.	Charlotte, N.C.	3.6	2.2	1.1	1,038 points in 109 games (88 starts) at The Citadel
2	B.J. Mack	6-8	260	Gr.	Charlotte, N.C.	15.6	5.3*	1.2	Averaged 14.1 points in 85 games at Wofford (69 starts)

\* indicates team leader

# GAMECOCK

## MEN'S BASKETBALL



**8-1, 0-0 SEC**  
**SOUTH CAROLINA**

VS.



**3-6, 0-0 Big South**  
**Charleston Southern**

## TIPOFF NOTABLES

> **A New Chapter** of Gamecock Men's Basketball is underway with second-year head coach Lamont Paris this season. Paris, who has been a part of nine NCAA Division I Tournaments and 17 twenty-win seasons as a college head and assistant coach, was named the University of South Carolina's 33rd head coach by Director of Athletics Ray Tanner on Thursday, March 24, 2022.

> This year's team features a crop of four experienced transfers in Stephen Clark (The Citadel), Ta'Lon Cooper (Minnesota), B.J. Mack (Wofford) and Myles Stute (Vanderbilt). Zachary Davis, Josh Gray, Meechie Johnson and Jacobi Wright all return as Carolina will have an experienced group on the hardwood this season. The team's four transfers have played 430 combined career games.

**HEAD COACH:** Lamont Paris

(Wooster, '96; Indiana State, '00)

**AT CAROLINA:** 19-22 (2nd season)

**CAREER:** 106-94 (7th season)

**VS. CHARLESTON SOUTHERN:** 0-0

**TOP SCORER:** Johnson (18.4 ppg)

**TOP REBOUNDER:** Mack (5.3 rpg)

**TOP ASSIST MAKER:** Cooper (5.0 apg)

**TOP SHOT BLOCKER:** Clark (1.2 bpg)

**TOP STEALS LEADER:** Davis, Johnson (1.1 spg)

**COMMUNICATIONS/PR:** Michael DeBates

**TWITTER UPDATES:** @GamecockMbb

**INTERIM HEAD COACH:** Saah Nimley (CSU, '15)

**AT CSU:** 1-1 (1st season)

**CAREER:** same

**VS. CAROLINA:** 0-0

**TOP SCORER:** Johnson (17.1 ppg)

**TOP REBOUNDER:** Kelly (8.0 rpg)

**TOP ASSIST MAKER:** Johnson (3.3 apg)

**TOP SHOT BLOCKER:** Duhart Jr. (1.0 bpg)

**TOP STEALS LEADER:** Sumler (0.8 spg)

**COMMUNICATIONS/PR:** Taylor Chitwood

**TWITTER UPDATES:** @CSU\_Mbball

ASSOCIATE DIRECTOR

COMMUNICATIONS & PUBLIC RELATIONS:

MICHAEL DeBATES // MDEBATES@MAILBOX.SC.EDU

CELL: 712-348-5863 // TWITTER: @MDEBATES

CAROLINA MEN'S BASKETBALL ON SOCIAL MEDIA:

#GAMECOCKS // #FOREVERTOTHEE

TWITTER AND INSTAGRAM: @GAMECOCKMbb

FACEBOOK: /GAMECOCKMbb

ON THE WEB: GAMECOCKSONLINE.COM

# GAME 10

**VENUE:** Colonial Life Arena

**BROADCAST:** SEC Network+

**PLAY-BY-PLAY:** Dave Weinstein

**ANALYST:** Brett Ball

**RADIO:** Gamecock Radio Network

**IN COLUMBIA:** 107.5 The Game

**PLAY-BY-PLAY:** Derek Scott

**ANALYST:** Casey Manning

**SIRIUSXM:** 391 | **SXM APP:** 981

**WATCH:** espn.com/watch

**LIVE STATS:** GamecocksOnline.com

**SERIES:** 7-1, Gamecocks lead

**IN COLUMBIA:** same

**SERIES TREND:** Gamecocks have won

by average of 28.3 points per game

**LAST MEETING:** 71-36 Gamecock win

on Dec. 17, 2003 at Colonial Life Arena ; fewest opponent points ever in

the building

## NUMBERS OF NOTE

**430** - The Gamecocks four transfers (Clark, Cooper, Mack and Stute) have played a combined 430 games at the Division I level with 299 starts across the quartet of players.

**3rd** - The entire team's 480 combined Division I starts ranks third in the SEC behind only Mississippi State (514) and Texas A&M (502).

**6th** - Ta'Lon Cooper is 6th in the country in assist-to-turnover ratio thru nine games with 45 assists against just nine turnovers (5.0:1).

**50.0%** - The Gamecocks have shot 50.0 percent or higher in four of the team's seven games this season (only happened once at Missouri in 2022-23).

**53.9%** - The team's 53.9% effective FG percentage is 53rd nationally via KenPom compared to 46.9% last season (327th in nation).

**38.6%** - Carolina is shooting 38.6 percent from distance this season, good for 33rd in the nation and third in the SEC. The Gamecocks have made 10 or more 3s four times.

## COMING UP NEXT

> The Gamecocks remain home for the team's final three games of the non-conference slate. Winthrop (8-3) comes to town Tuesday night for a 7 p.m. (ET) tip at Colonial Life Arena. Dave Weinstein (ppx) and John Williams (analyst) will be on the call for the SEC Network+ Broadcast. Carolina will face Elon on Friday, Dec. 22 in its final game before Christmas.

# 2023-24 SOUTH CAROLINA BASKETBALL BROADCAST SPOT CHART

- projected starters shaded in gray ; projected starters based on previous game  
 - \* career high reached this season

**0**



**Ebrima Dibba** *Ee-BRIME-uh DEEB-ah*  
 RSR. - G - 6-5 - 214 - BREDÅNG, SWEDEN // COASTAL CAROLINA

	MIN	PTS	REB	AST	FG%	3FG%	FT%
23-24	2.8	0.0	0.0	1.0	0.0	0.0	-
Career	31.9	8.1	4.7	5.1	44.9	32.2	79.0

Career Highs: 19 points, 10 rebounds, 12 assists, 6 steals

- Back after missing the entire 2022-23 season with an Achilles injury suffered in summer workouts in June of 2022
- Played in 90 career games at Coastal Carolina (2018-22)
- Averaged 8.2 points, 5.2 assists and 4.8 rebounds per game over his four seasons as a Chant
- Standout student and was named to President's List (4.0 GPA) while at Coastal in 2021

**1**




**Jacobi Wright**  
 JR. - G - 6-2 - 182 - FORT MILL, S.C. // LEGACY EARLY COLLEGE

	MIN	PTS	REB	AST	FG%	3FG%	FT%
23-24	22.8	6.4	2.1	2.0	37.3	33.3	93.3
Career	22.7	5.6	1.9	1.8	36.9	31.9	76.0

Career Highs: 18 points, 6 rebounds, 6 assists, 2 steals, 1 block

- Became key contributor in sophomore campaign in 2022-23, playing in 32 games with 15 starts including the final nine games of the season
- Averaged 7.3 points, 2.1 rebounds and 1.8 assists per game ; scored in double figures nine times and dished out three or more assists on 10 occasions
- Scored 18 points at LSU (Feb. 18) and 17 points at Ole Miss (Feb. 11), leading team to pair of road wins last season in SEC play

**2**




**B.J. Mack**  
 GR. - F - 6-8 - 260 - CHARLOTTE, N.C. // WOFFORD

	MIN	PTS	REB	AST	FG%	3FG%	FT%
23-24	25.3	15.6	5.3	1.2	44.8	32.6	79.5
Career	23.5	12.2	4.6	1.2	49.8	35.5	81.8

Career Highs: 28 points, 13 rebounds\*, 6 assists, 3 steals, 2 blocks

- Has a pair of 20 point games with season-high 27 (21 in second half) against Grand Canyon (Nov. 19)
- In 85 games played (69 starts) in three seasons at Wofford (2020-23), Mack averaged 14.1 points, 5.2 rebounds and 1.5 assists per game
- Started all 32 games in 2022-23 and averaged 16.6 points, 5.6 rebounds and 1.4 assists
- Started all 32 games again in 2021-22, averaging 16.5 points, 6.1 rebounds and 2.2 assists

**4**




**Stephen Clark**  
 GR. - F - 6-8 - 208 - CHARLOTTE, N.C. // THE CITADEL

	MIN	PTS	REB	BLK	FG%	3FG%	FT%
23-24	12.8	3.6	2.2	1.2	52.0	40.0	80.0
Career	26.4	9.1	4.9	1.7	52.1	23.3	61.3

Career Highs: 28 points, 15 rebounds, 8 assists, 6 blocks, 4 steals

- Had 10 points and five rebounds at No. 20/24 Clemson (Dec. 6), his first double-figure game at SC
- Played in 109 games, making 88 starts in four seasons at The Citadel (2019-23); had 48 career games in double figures
- Averaged 9.5 points, 5.1 rebounds, 2.6 assists and 1.8 blocks per game ; scored 1,038 career points for the Bulldogs ; shot 52.1 percent from the field for his career (428-of-821) ; had the best season of his career as a senior in 2022-23, averaging 16.3 points, 6.5 rebounds, 2.8 assists and 1.8 blocks per game

**5**




**Meechie Johnson**  
 JR. - G - 6-2 - 184 - CLEVELAND, OHIO // OHIO STATE

	MIN	PTS	REB	AST	FG%	3FG%	FT%
23-24	28.6	18.4	4.3	2.0	50.0	42.3	75.6
Career	22.2	8.3	2.4	2.0	37.7	34.5	73.3

Career Highs: 29 points\*, 8 assists, 7 rebounds, 4 steals, 1 block

- Has posted career highs in FG percentage (50.0%) and 3FG percentage (42.3%) so far this season
- Career-high 29 points on 9-of-15 shooting in ACC/SEC Challenge win over Notre Dame (Nov. 28)
- Played in 30 games, making 29 starts in first season on campus in 2022-23 ; was team's second leading scorer, averaging 12.7 points per game ; led the Gamecocks averaging 3.6 assists per contest (8th in SEC)
- Scored in double figures 20 times with four 20-point performances (team 3-1 in those games) ; had 15 games with four or more assists
- Only player on the team to start all 18 SEC games and led the team in scoring (13.7 ppg) and assists (3.5 apg)
- Shot 52.7 percent (70-of-214) and was one of eight players in the SEC to make 70 3s on the year

**10**




**Myles Stute** *STEW-tee*  
 JR. - G - 6-6 - 209 - WASHINGTON, D.C. // VANDERBILT

	MIN	PTS	REB	AST	FG%	3FG%	FT%
23-24	26.1	10.1	3.9	1.3	43.2	39.5	57.1
Career	22.9	7.6	3.7	0.6	38.5	38.0	67.7

Career Highs: 22 points, 11 rebounds, 3 assists\*, 4 steals, 2 blocks

- Played in 91 games in three seasons at Vanderbilt (2020-23), making 59 starts ; averaged 7.4 points and 3.7 rebounds per game in 22.6 minutes per contest
- Logged the best season of his career to date in 2022-23, averaging 8.4 points and 4.6 rebounds in 34 games (26 starts) ; his 74 made 3s were T-6th most in the league with Kentucky's Antonio Reeves
- Was 78-of-183 from deep as a junior in 2021-22, leading the SEC in 3-point field goal percentage ; averaged 8.3 points and 3.7 rebounds and tied the single-season school record for games played at 36 ; was one of just two players on the team to play in all 36 contests

**12**




**Zachary Davis**  
 SO. - G - 6-7 - 194 - ORANGEBURG, S.C. // DENMARK-OLAR

	MIN	PTS	REB	AST	FG%	3FG%	FT%
23-24	20.7	4.8	3.5	0.8	45.2	37.5	50.0
Career	15.4	2.7	2.5	0.7	40.4	23.5	60.0

Career Highs: 13 points, 8 rebounds\*, 3 steals\*, 2 assists, 2 blocks

- Appeared in 30 games making a pair of starts in 2022-23 ; averaged 2.2 points, 2.2 rebounds and 0.7 assists per game while shooting 38.2 percent (26-of-68) from the floor
- Led team with eight rebounds and three steals in season-opening 82-53 win over USC Upstate on Nov. 6 at CLA
- Had career high 13 points in first SEC start vs. Texas A&M (1/14/23)

**14**




**Eli Sparkman**  
 SO. - G - 6-0 - 160 - CLEVELAND, TENN. // BAYLOR SCHOOL

	MIN	PTS	REB	AST	FG%	3FG%	FT%
23-24	6.4	1.3	1.3	0.0	25.0	0.0	100
Career	6.2	1.4	0.8	0.2	42.9	45.5	100

Career Highs: 6 points, 3 rebounds\*, 1 assist, 1 steal

- Joined the Gamecocks as a walk-on prior to the start of the academic year in 2022-23
- Appeared in 12 games (eight in SEC play) off the bench, averaging 1.4 points in 6.2 minutes per game ; 15 of his 17 points came from behind the arc ; also logged three assists and three steals
- Made a 3-pointer in four of the team's final five games of the season
- Played season-high 11 minutes at Mississippi State (Feb. 28) and knocked down a pair of 3s for a season-high six points

**15**




**Morris Ugusuk** *OOO-Gah-suk*  
 FR. - G - 6-4 - 160 - HELSINKI, FINLAND // DRIVE BASKETBALL ACADEMY

	MIN	PTS	REB	AST	FG%	3FG%	FT%
23-24	14.3	2.4	0.9	0.8	33.3	38.5	0.0

Season Highs: 6 points\*, 2 rebounds\*, 3 assists\*, 2 steals\*, 1 block\*

- Talented first-year player who expects to play a big role off the bench this season
- Had career-high six points thanks to pair of 3s in blowout win over GW (Dec. 1)
- Averaged 17.2 points, 5.3 assists, 4.3 rebounds and 2.2 steals per game for Drive Basketball Academy
- Represented his home country at the 2022 FIBA U18 European Championship ; averaged 9.1 points, 3.1 rebounds, 2.9 assists and 1.7 steals per game in the tournament ; was efficient as he played just 19.7 minutes per game in seven appearances helping Finland to a third-place finish

**30**




**Collin Murray-Boyles**  
 FR. - F - 6-7 - 231 - COLUMBIA, S.C. // WASATCH ACADEMY (UTAH)

	MIN	PTS	REB	BLK	FG%	3FG%	FT%
23-24	9.7	3.3	2.0	0.3	44.4	0.0	33.3

Season Highs: 5 points\*, 4 rebounds\*, 1 assist\*, 1 block\*

- Was sidelined with mono but returned to full-practice Nov. 29 and made season debut vs. GW on Dec. 1
- Consensus four-star recruit and top player in the state, ranked No. 64 in final ESPN Top-100
- Played his senior year at Wasatch Academy, which is a part of the newly formed National Interscholastic Basketball Conference (NIBC), a league that features that top high school programs in the nation ; led the team averaging 15.0 points, 8.8 rebounds, 2.1 assists, 1.8 blocks and 1.0 steals per game
- 2022 4A Player of the Year in South Carolina after averaging 18.3 points 11.4 rebounds per game at AC Flora ; helped lead the Falcons to a 24-7 record and an appearance in the state title game

**31**




**Benjamin Bosmans-Verdonk** *BOSE-mans-ver-DONK*  
 RSR. - F - 6-9 - 238 - LOMME, BELGIUM // ILLINOIS

	MIN	PTS	REB	BLK	FG%	3FG%	FT%
23-24	10.2	1.9	3.1	0.3	58.3	-	50.0
Career	10.1	1.6	2.3	0.1	43.2	0.0	50.0

Career Highs: 8 points, 10 rebounds, 6 assists, 2 block, 2 steals

- Appeared in 31 games, making 14 starts in first season in Garnet & Black in 2022-23 ; averaged 1.9 points, 3.1 rebounds and 1.1 assists per game
- Matched career high in points (8) and steals (2) in victory over USC Upstate (11/25/22) ; logged season highs in rebounds (7) and assists (4) as well in the game
- Second year law school student ; was on the Dean's List both semesters first year on campus

**33**



**Josh Gray**  
 SR. - F - 7-0 - 265 - BROOKLYN, N.Y. // LSU

	MIN	PTS	REB	BLK	FG%	3FG%	FT%
23-24	6.7	2.1	2.5	0.3	50.0	-	46.7
Career	12.1	3.1	4.3	0.6	51.4	0.0	42.6

Career Highs: 20 points, 14 rebounds, 3 blocks, 2 assists, 2 steals

- Played in all 32 games om 2022-23, making 15 starts (all in SEC play) ; averaged 4.3 points and 6.3 rebounds (led the team) in 16.8 minutes per gam ; his 27 blocks (0.8 per game average), 22 dunks and 51.2 field goal percentage (44-of-86) also led the team ; averaged 5.8 points and 7.9 rebounds per game in SEC play
- Logged double-digit rebounds on eight different occasions, seven of which came in conference action ; scored in double-figures a career-best three times
- Had best game of his career with 20 points and 14 rebounds vs. Arkansas (Feb. 4)

**55**



**Ta'Lon Cooper** *TUH-Ion*  
 GR. - G - 6-4 - 200 - ROEBUCK, S.C. // MINNESOTA

	MIN	PTS	REB	AST	FG%	3FG%	FT%
23-24	31.0	9.1	3.9	5.0	50.0	50.0	73.7
Career	31.0	8.6	3.4	4.8	41.7	37.9	66.6

Career Highs: 20 points, 11 rebounds, 12 assists, 5 steals, 4 blocks

- 1,151 career points ; second in SEC in assists per game (5.3) and ranks second nationally in assist-to-turnover ratio (6.0:1) with 42 assists and just 7 turnovers on the year ; has a pair of 7 assists, 0 turnover games
- Enters Saturday's game 5th on the NCAA active leaders for career assists list with 648
- Spent the 2022-23 season at Minnesota after three years at Morehead State ; served as team captain starting all 30 games for the Gophers ; averaged 9.9 points (third on team) and 6.3 assists per game (led team) ; his 196 assists were 12th in the country and his assist per game average was seventh nationally



## STAT COMPARISON

	CAROLINA	CSU	NCAA Rank
Record	8-1	3-6	20/293
Conference Record	-	-	-
Current Streak	W1	L1	-
Scoring Avg.	74.7	70.0	182/276
Opponent Scoring Avg.	64.9	73.2	48/234
Scoring Margin	+9.8	-3.2	87/291
Field Goal %	45.6	44.7	148/189
Opponent Field Goal %	40.8	44.0	88/238
3-Point Field Goal %	38.6	34.2	33/144
Opponent 3-Point Field Goal %	33.5	31.0	223/109
3-Point Field Goals Made PG	9.4	7.2	36/203
3-Point Field Goal Attempts PG	24.4	21.1	92/225
Free Throw %	70.2	71.2	203/170
Opponent Free Throw %	70.9	71.6	-
Rebounding Avg.	35.2	34.2	240/270
Opponent Rebounding Avg.	32.8	35.3	-
Rebounding Margin	+2.4	-1.1	157/253
Turnovers Avg.	9.9	13.9	26/279
Opponent Turnover Avg.	10.9	10.7	305/310
Assists Avg.	14.7	11.8	108/280
Blocks Avg.	3.3	2.9	178/251
Steals Avg.	5.2	3.8	312/345

NCAA stats games through games played Dec. 13

## INTERVIEW POLICIES

All interview requests must be made in advance to Associate Director Michael DeBates in the South Carolina Athletics Communications and Public Relations Office.

**Post-Game Interview Policy:** After each home game, the South Carolina student-athletes will address the media first, then head coach Lamont Paris. Visiting team press conferences may be conducted via Zoom. Each team will provide a link to its own press conference. There may be exceptions in which the visiting head coach will come to the media room for an in-person press conference. (Depending on deadline, this may be altered on a game-by-game basis).

**Road Interview Policy:** Interviews with coach Paris and Gamecock student-athletes while on the road will be scheduled according to the home/event post-game media procedure (non-conference play).

All interviews are to be coordinated through the Communications and Public Relations Office. This allows the staff to arrange the interview when it best suits the student-athlete's and the reporter's schedules. Please contact the Communications and Public Relations Office in advance to make your interview requests. Media are not permitted to contact student-athletes on their own at any time.

All interviews will take place at the designated media interview site for that day as listed in the weekly availability schedule.

Dormitory, apartment and cell phone numbers for student-athletes will not be provided to the media. Should you need to conduct a telephone interview with a student-athlete, a call will be placed to you from the student-athlete at a mutually agreeable time.

### SOUTH CAROLINA MEDIA RELATIONS

**Michael DeBates, primary contact**  
Associate Director  
cell: 712-348-5863  
e-mail: mdebates@mailbox.sc.edu  
Twitter: @mdebates

### SOUTH CAROLINA MEN'S BASKETBALL ONLINE

Website: [www.GamecocksOnline.com/sports/mens-basketball](http://www.GamecocksOnline.com/sports/mens-basketball)  
Facebook: [www.Facebook.com/GamecockMBB](http://www.Facebook.com/GamecockMBB)  
Twitter: @GamecockMBB  
Instagram: @GamecockMBB

## NOTABLE NUMBERS

# 23.5 PPG

> Meechie Johnson is averaging 23.5 points per game over his last three outings while shooting 56.4 percent from the floor (31-of-55) and 53.3 percent from 3 (16-of-30). He is shooting a career-best 50.0 percent from the floor this season (8th in SEC).

# 7

> Lamont Paris was a part of the Wisconsin coaching staff that made seven straight appearances in the NCAA Tournament. Included in that stretch was a National Championship Game appearance (2015), Final Four (2014) and four Sweet 16s (2011-12, 2016-17).

# .897

> Since his first season as head coach at Chattanooga in 2017-18, Paris' teams are 35-4 when scoring 80 or more points, good for a .897 win percentage.

# 100 WINS

> Paris picked up his 100th career victory with the team's 79-77 win over Virginia Tech (Nov. 10). It was also his first career win over Mike Young as the two faced off multiple times in the SoCon while at Chattanooga and Wofford.

## A SOUTH CAROLINA WIN WOULD ...

- Mark the sixth 9-1 start in program history (1933-34, 1970-71, 2003-04, 2015-16 and 2016-17).
- Be Lamont Paris' first ever victory over Charleston Southern and the first for the team over the Bucs since 2003.
- Mark the team's first six-game home win streak since last season in non-con action.

## RECORD BREAKING SZN

>South Carolina sunk a school record 18 3s in the team's blowout, 89-67 victory over George Washington (Dec. 1). Meechie Johnson had 24 points (5-of-7 3FGs) and B.J. Mack had 20 (4-of-8 3FGs) as seven different players hit shots from behind the arc for the Gamecocks. Carolina had a season-high 19 assists and just three turnovers, the lowest turnover total in a game since the team had one on in a 73-65 win over Tulane on Feb. 11, 1985. The Gamecocks scored 89 points on 63 possessions, good for 1.4 points per possession.

## MEECHIE JOHNSON

>Meechie Johnson hit four 3s and went 9-of-15 from the floor en route to a career-high 29 points in leading the team to a 65-53 victory over Notre Dame in the ACC/SEC Challenge (Nov. 28). His previous career high was 26 in last season's historic win at Rupp Arena over Kentucky. With the victory, the Gamecocks earned the team's 10th 6-0 start in program history.

## MURRAY BOYLES CLEARED

>Star freshman forward Collin Murray-Boyles was cleared to resume full practice on Wednesday, Nov. 29 after being sidelined since the start of the season (Nov. 1) with mononucleosis. The local product from AC Flora is expected to play a vital role for the Gamecocks this season when he returns to the court.

In 2022-23, Murray-Boyles played his senior year at Wasatch Academy (Mt. Pleasant, Utah), which is a part of the newly formed National Interscholastic Basketball Conference (NIBC), a league that features that top high school programs in the nation. He led the team averaging 15.0 points, 8.8 rebounds, 2.1 assists, 1.8 blocks and 1.0 steals per game. His 15.0 points per game were third in the NIBC and his 8.8 rebounds led the conference.

Murray-Boyles rose up the recruiting rankings after his standout season in Utah and was pegged a consensus four-star prospect ranked inside the top-100 players in the country. The Athletic has him slotted as the No. 13 freshman you absolutely can't afford to miss and On3.com has him ranked the No. 6 impact freshman in the SEC.

## WE ARE THE CHAMPIONS

>B.J. Mack scored 21 of his 27 points in the second half of a 75-68 victory over Grand Canyon in the Arizona Tip-Off Cactus Division Championship Game (Nov. 19). The grad transfer was 4-of-7 from downtown and 9-for-9 at the free throw line en route to tournament MVP honors. He was joined on the all-tournament team by Meechie Johnson. Jacobi Wright came through in the clutch again off the bench for the Gamecocks with 10 points, including pivotal baskets with 46 seconds and 2:01 remaining. After nine turnovers in the first half, Carolina committed just one giveaway the final 20 minutes at Desert Diamond Arena.

## MEECHIE WAS FEELIN' IT IN THE DESERT

>Meechie Johnson had his first 20-point outing of the season, helping lead the team to a 78-63 win over DePaul in the semifinals of the Arizona Tip-Off (Nov. 17). He had 18 of his 24 points in the first half and was also 7-of-10 from the floor in the game's opening 20 minutes. Zachary Davis was the only other player in double figures for Carolina with 10 points off the bench, his second career game in double figures.

## BIG MACK ATTACK

>B.J. Mack had 17 points and matched a career high with 13 rebounds to lead the Gamecocks to a 10-point win over VMI (Nov. 13) in an unbracketed game, part of the Arizona Tip-Off. It was the big man's 8th career double-double. Ta'Lon Cooper had another seven assist, zero turnover night.

## CAROLINA BENCH PRODUCTION

GAME	SC-OPP	DIFF.	SC HIGH BENCH SCORER
USC Upstate	25-13	+12	J. Wright, 9
vs. Virginia Tech	14-17	-3	J. Wright, 12
VMI	20-23	-3	J. Wright, 9
vs. DePaul	27-16	+11	Z. Davis, 10
vs. Grand Canyon	19-4	+15	J. Wright, 10
Notre Dame	9-7	+2	J. Wright, 7
George Washington	20-29	-9	M. Ugusuk, 6
at Clemson	12-9	+3	Z. Davis, C. Murray-Boyles, 5
at East Carolina	15-6	+9	Z. Davis, 9
Charleston Southern			
Winthrop			
Elon			
Florida A&M			
Miss. State			
at #24/24 Alabama			
at Mizzou			
Georgia			
at #14/14 Arkansas			
#16/16 Kentucky			
Mizzou			
at #9/10 Tennessee			
at Georgia			
Ole Miss			
Vanderbilt			
at Auburn			
LSU			
at Ole Miss			
at #15/19 A&M			
Florida			
#9/10 Tennessee			
at Miss. State			

## CAROLINA SPECIALTY STATS

(PP) points in paint; (OT) points off turnovers; (2nd) second chance points; (FB) fast break points

(South Carolina-Opponent)

GAME	PP	OT	2ND	FB
USC Upstate	34-30	11-15	12-6	12-15
vs. Virginia Tech	36-36	7-11	12-7	0-6
VMI	32-30	14-10	12-6	14-2
vs. DePaul	30-36	13-14	13-8	6-6
vs. Grand Canyon	28-24	12-16	5-12	0-12
Notre Dame	14-18	11-5	9-8	4-8
George Washington	24-26	14-4	12-4	11-16
at Clemson	24-30	8-10	12-16	2-2
at East Carolina	22-26	13-16	8-4	5-4
Charleston Southern				
Winthrop				
Elon				
Florida A&M				
Miss. State				
at #24/24 Alabama				
at Mizzou				
Georgia				
at #14/14 Arkansas				
#16/16 Kentucky				
Mizzou				
at #9/10 Tennessee				
at Georgia				
Ole Miss				
Vanderbilt				
at Auburn				
LSU				
at Ole Miss				
at #15/19 A&M				
Florida				
#9/10 Tennessee				
at Miss. State				
<b>SC Total</b>	<b>244</b>	<b>103</b>	<b>95</b>	<b>54</b>
<b>SC Average</b>	<b>27.1</b>	<b>11.4</b>	<b>10.6</b>	<b>6.0</b>
<b>Opp Total</b>	<b>256</b>	<b>101</b>	<b>71</b>	<b>71</b>
<b>Opp Average</b>	<b>28.4</b>	<b>11.2</b>	<b>7.9</b>	<b>7.9</b>



## SOUTHEASTERN CONFERENCE STANDINGS

As of Thursday, Dec. 14, 2023

Team	Conference	Overall
#RV/25 Ole Miss	-	9-0
<b>South Carolina</b>	-	<b>8-1</b>
Mississippi State	-	8-2
Auburn	-	7-2
#14/15 Kentucky	-	7-2
Missouri	-	7-3
#12/10 Tennessee	-	7-3
Texas A&M	-	7-3
Alabama	-	6-3
Florida	-	6-3
Georgia	-	6-3
Arkansas	-	6-4
LSU	-	6-4
Vanderbilt	-	4-5

## SCORES AND SCHEDULE IN THE SEC

### Sunday, December 10

Ole Miss 70, at UCF 68  
Memphis 81, at #21 Texas A&M 75

### Tuesday, December 12

at #12 Tennessee 74, Georgia Southern 56

### Wednesday, December 13

at Mississippi St. 85, Murray St. 81  
at LSU 74, Alabama St. 56  
Auburn 87, UNC Asheville 62

### Thursday, December 14

Florida vs. East Carolina (at Lakeland, FL) SEC Network 7:00p

### Saturday, December 16

LSU vs. #19 Texas (at Houston, TX) ESPN2 12:00p  
Alabama at #8 Creighton FOX 2:00p  
Texas A&M vs. #4 Houston (at Houston, TX) ESPN2 2:30p  
**CBS Sports Classic (Atlanta, GA)**  
#14 Kentucky vs. #9 North Carolina CBS 5:30p  
High Point at Georgia SEC Network 5:30p  
**Charleston Southern at South Carolina SECN+ 6:00p**  
Arkansas vs. Lipscomb (at North Little Rock, AR) SECN+ 6:00p  
Vanderbilt vs. Texas Tech (at Fort Worth, TX) ESPN+ 7:30p  
**Hall of Fame Series (San Antonio, TX)**  
Ole Miss vs. California SEC Network 8:30p  
#12 Tennessee vs. NC State ESPN2 11:00p

### Sunday, December 17

Southern California at Auburn ESPN 1:00p  
Mississippi St. vs. North Texas (at Tupelo, MS) SECN+ 4:00p  
Missouri vs. Seton Hall (at Kansas City, MO) ESPN 5:00p

All times listed Eastern Time

## ASSOCIATED PRESS POLL

Week 6 (Dec. 11, 2023)

RK	TEAM	REC	PTS	TREND
1	Arizona (62)	8-0	1574	-
2	Kansas	9-1	1461	-
3	Purdue	9-1	1424	↑1
4	Houston (1)	10-0	1416	↓1
5	UConn	9-1	1344	-
6	Baylor	9-0	1239	-
7	Marquette	8-2	1221	↑1
8	Creighton	8-1	1073	↑2
9	North Carolina	7-2	992	-
10	Gonzaga	7-2	860	↓3
11	Oklahoma	9-0	848	↑8
12	Tennessee	6-3	835	↑5
13	Clemson	9-0	746	↑11
14	Kentucky	7-2	677	↑2
15	Florida Atlantic	7-2	622	↓4
16	Illinois	7-2	589	↑4
17	Colorado State	9-1	522	↓4
18	BYU	8-1	503	↓4
19	Texas	7-2	451	↓7
20	James Madison	9-0	441	↓2
21	Duke	6-3	315	↑1
22	Virginia	8-1	300	↑4
23	Wisconsin	7-3	213	-
24	Miami	7-2	156	↓9
25	Northwestern	7-1	147	↑1

Others receiving votes: Colorado 116, Ole Miss 86, Texas A&M 58, Auburn 57, Memphis 56, Alabama 43, Utah 25, Iowa State 20, Ohio State 9, Providence 7, San Diego State 7, TCU 6, Nevada 5, South Carolina 3, Washington 2, New Mexico 2, Saint Joseph's 1, Kansas State 1, Grand Canyon 1, Dayton 1

## COACHES POLL TOP 25

Week 6 (Dec. 11, 2023)

RK	TEAM	REC	PTS	TREND
1	Arizona (28)	8-0	796	-
2	Kansas (1)	9-1	739	↑1
3	Houston (3)	10-0	734	↓1
4	Purdue	9-1	712	-
5	UConn	9-1	675	-
6	Baylor	9-0	642	-
7	Marquette	8-2	614	-
8	Creighton	8-1	529	↑3
9	North Carolina	7-2	486	↑1
10	Tennessee	6-3	462	↑3
11	Clemson	9-0	426	↑9
12	Oklahoma	9-0	422	↑10
13	Gonzaga	7-2	418	↓5
14	Florida Atlantic	7-2	359	↓5
15	Kentucky	7-2	317	↑2
16	Illinois	7-2	288	↑2
17	BYU	8-1	261	↓4
18	Colorado State	9-1	238	↓6
19	Duke	6-3	194	↑2
20	James Madison	9-0	181	↑4
21	Virginia	8-1	160	↑2
22	Texas	7-2	148	↓6
23	Wisconsin	7-3	92	↑3
24	Miami	7-2	82	↓9
25	Ole Miss	9-0	79	↑1

Others receiving votes: Northwestern 68, Texas A&M 56, Auburn 32, Colorado 31, Alabama 30, Memphis 26, TCU 21, Iowa State 21, Ohio State 18, San Diego State 10, Princeton 8, USC 8, Grand Canyon 5, New Mexico 5, Utah 3, Cincinnati 2, Drake 1, Indiana 1

Dropped from rankings: Texas A&M 19, Ohio State 25



## SERIES BREAKDOWN

> It eight career meetings against the Bucs, the Gamecocks have averaged 83.3 points per game while allowing just 59.0 points per contest.

> In Carolina's seven wins, the team's average margin of victory is 28.3 points.

>The lone Gamecock loss in the series came during the team's 1996-1997 SEC Championship season, with the Bucs winning at Carolina Coliseum, 85-81.

> In the last meeting, a 71-36 Gamecock win on Dec. 17, 2003, the 36 points allowed is still a CLA record. Carlos Powell (16), Mike Boynton (14) and Renaldo Balkman (12) all scored in double figures for Carolina who went 23-11 that season en route to an NCAA Tournament appearance.

## SC ALL-TIME RECORD VS. CSU

**H: 7-1 ; A: 0-0 ; N: 0-0**

8 all-time meetings...

D. 17, 2003	H	71-36	W
D. 28, 2001	H	86-41	W
N. 30, 1999	H	72-52	W
D. 28, 1996	H	81-85	L
D. 20, 1994	H	80-65	W
D. 10, 1990	H	69-51	W
F. 12, 1979*	H	100-67	W
D. 7, 1977*	H	107-75	W

\* - against Baptist College

## Experience, Experience, EXPERIENCE

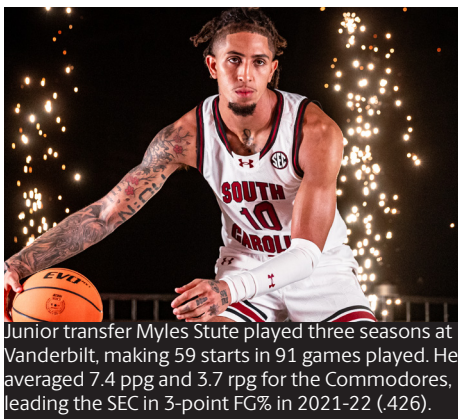
> Below is a table of total starts and games played by all players on rosters amongst SEC schools heading into the 2023-24 season.

### GAMES PLAYED

1. Missouri - 997
2. Texas A&M - 940
3. Arkansas - 927
4. Miss. State - 842
5. South Carolina - 836
6. LSU - 816
7. Georgia - 715
8. Auburn - 712
9. Ole Miss - 677
10. Tennessee - 598
11. Florida - 579
12. Vanderbilt - 515
13. Alabama - 473
14. Kentucky - 299

### GAMES STARTED

1. Miss. State - 514
2. Texas A&M - 502
3. South Carolina - 480
4. Missouri - 468
5. Arkansas - 463
6. Ole Miss - 428
7. LSU - 380
8. Georgia - 376
9. Vanderbilt - 347
10. Tennessee - 339
11. Auburn - 268
12. Alabama - 267
13. Florida - 271
14. Kentucky - 167



Junior transfer Myles Stute played three seasons at Vanderbilt, making 59 starts in 91 games played. He averaged 7.4 ppg and 3.7 rpg for the Commodores, leading the SEC in 3-point FG% in 2021-22 (.426).

## NOTABLE NUMBERS

### NO. 28 IN NET

South Carolina is No. 28 in the NET, its highest ranking ever since it started in 2017-18. It's fifth in the SEC behind No. 10 Alabama, No. 11 Tennessee, No. 21 Auburn and No. 23 Texas A&M. SC has a pair of top-100 wins against No. 38 Grand Canyon and No. 58 Virginia Tech.

### 3 turnovers

The Gamecocks had a season-high 19 assists and just three turnovers in the team's recent blowout win over George Washington (Dec. 1). It marked the fewest turnovers in a game for the Gamecocks since the team had just one in a 73-65 win over Tulane on Feb. 11, 1985.

### 5.0:1

Ta'Lon Cooper has 45 assists and just nine turnovers to start the season. His 5.0-to-1 assist to turnover ratio is 6th in the nation and leads the SEC. The Roebuck, S.C., native posted back-to-back games with seven assists and no turnovers in wins over Virginia Tech (Nov. 10) and VMI (Nov. 13).

## TOTAL TEAM EFFORT

>Five players scored in double figures for South Carolina in a big, 79-77 win over Virginia Tech in the Hall of Fame Series in Charlotte on Nov. 10. B.J. Mack scored the game-winning bucket with 20 seconds to go. The hometown kid scored 15 of his 19 points in the second half, going 9-of-16. Myles Stute led the way 21 points thanks to 5-of-6 shooting from behind the arc. Jacobi Wright (12), Ta'Lon Cooper (12) and Meechie Johnson (11) also scored in double figures for Carolina who shot a sizzling 56.4 percent (31-of-55) from the floor. The Gamecocks were also 10-of-21 (47.6 percent) from behind the 3-point arc. Cooper had seven assists and zero turnovers in 31 minutes of action. It was head coach Lamont Paris' 100th career win as head coach.

## MAKING IT RAIN

>South Carolina started the season with an emphatic 82-53 victory over USC Upstate on Nov. 6. It was the largest margin of victory in a season-opening win since the team defeated Longwood, 82-44 (38 points), on Nov. 9, 2013. The Gamecocks shot 52.7 percent (29-of-55) from the field and 54.5 percent (12-of-22) from downtown. The team made double-digit 3s on seven occasions last season, posting a 5-2 record in those games. Ta'Lon Cooper and Meechie Johnson led all scorers with 15 each. B.J. Mack had 13 and Myles Stute had 10. Zachary Davis was a spark off the bench with a team-high eight rebounds and three steals.

## COMEBACK KIDS

>South Carolina erased a 17-point halftime deficit in a 60-57 charity exhibition win over Wofford on Nov. 1. After a rough first half shooting the ball, the Gamecocks shot 42.9 percent (12-of-28) and 44.4 percent (8-of-18) from behind the arc. B.J. Mack led all Carolina players with 14 points, adding seven rebounds and three steals. Myles Stute had a double-double with 11 points and 11 rebounds. Zachary Davis came off the bench and scored 13 points in 20 minutes. The team was +11 with him on the floor.

## PRESEASON TRIP TO THE COMMONWEALTH

> The team went on its first foreign tour since a 2016 trip to Costa Rica in August, spending five days at Atlantis in the Bahamas (Aug. 3-8). Carolina was one of a handful of teams in paradise (Texas A&M and LSU also there from the SEC) and played a pair of games in the same ballroom that host the Battle 4 Atlantis in November.

> In game one, the Gamecocks defeated Žalgiris-2 from Lithuania, 86-60. The team knocked down 16

3s and forced 22 turnovers (14 steals). Four players scored in double figures led by Meechie Johnson with 20. He and Myles Stute each made four 3s. Ta'Lon Cooper and B.J. Mack each hit three 3s.

> In game two, dominated from start to finish in a 106-67 victory over Club Obras from Argentina. It was another outstanding shooting performance for South Carolina in the Imperial Ballroom, as the team knocked down 17s. Six different players hit multiple shots from behind the arc. Freshmen Collin-Murray Boyles and Arden Conyers scored in double figures as Murray-Boyles had 16 points on 7-of-7 shooting to led the team.

## KenPom RUNDOWN

> By the end of the 2022-23 season, South Carolina was statistically one of the youngest teams in the nation. The Gamecocks finished the season with an average of 1.50 years of Division I experience, which ranked 269th nationally. This year, Carolina ranks 13th in the country in the same category with an average of 2.96 years of Division I experience on the roster. That number is second in the SEC behind only Missouri (3.04 years).

> Thru nine games, Carolina is 34th nationally in 3-point FG percentage (38.6%). Of the team's total points, 37.9% have come from behind the arc, 32nd in the country.

> The team's 14.9 percent turnover percentage is 46th compared to 19.9% last season (294th).

> The Gamecocks' 53.9 effective FG percentage is 54th in the country compared to 46.9% last year, which ranked 269th, a 215-spot jump up the rankings.

> Defensively, the Gamecocks 46.2 effective FG percentage is 53rd nationally, a 237-spot jump from last season's 52.6 effective FG percentage, which was 290th in the country.

> Overall, Carolina's KenPom ranking of 52nd is a 169-spot jump from the team's final ranking of 221st last season. It's the biggest single-season rankings jump in the SEC by a wide margin. Georgia is second with a 73-spot jump from 154th to 81st.

> Big man Josh Gray was third in offensive rebound percentage and 25th in defensive rebound percentage last season. He joined Erik Stevenson (21-22), Chris Silva (17-18, 18-19), Brenton Williams (13-14) and Devon Downey (09-10) as the only Gamecocks since 2009 to finish the season ranked within the top-five of one or more of the 18 KenPom individual player rankings.

## ORDER ON THE COURT

> The Honorable L. Casey Manning enters his 31st season as an analyst for men's basketball games on the Gamecock Radio Network. He joined the broadcast team for the 1993-94 season and worked alongside legendary South Carolina play-by-play man Bob Fulton. Manning has worked alongside current play-by-play man Derek Scott since 2016-17. The Gamecocks advanced to the school's first ever Final Four their first year working together. Manning, a Dillon, S.C. native, played for the Gamecocks from 1970-73 and made history as the first African-American scholarship player in program history. He graduated from the South Carolina School of Law in 1977 and has served as Circuit Court Judge for the Fifth Judicial Court since 1994. Manning retired on Dec. 31, 2022.

> On Dec. 8, 2022, at a retirement function at the USC Alumni Center, Manning received the Order of the Plametto from Gov. Henry McMaster, the highest civilian honor granted in the state of South Carolina.

> Two streets were also named after him, one in downtown Columbia near the courthouse he worked in and the other in his hometown of Dillon, S.C.

> On May 7, 2022, Manning received an honorary doctor of laws degree from the Board of Trustees at commencement. It is the highest degree you can receive from the university.

> He joins Dave Kellum (34th season as Ole Miss ppx) as the only members of the 30-year club on radio broadcast in the SEC.

## BY THE NUMBERS

**430** - The Gamecocks four transfers (Clark, Cooper, Mack and Stute) have played a combined **430** games at the Division I level with 299 starts across the quartet of players.

**3rd** - The entire team's **480** combined Division I starts ranks **third** in the SEC behind only Mississippi State (514) and Texas A&M (502).

**13th** - South Carolina ranks **13th** nationally in average Division I experience per KenPom at 2.96 years. The Gamecocks ranked 269th in the country last season in the same category at 1.5 years.

**2nd** - The Gamecocks' scoring defense is **second** in the SEC (47th nationally) at **64.9 ppg** behind only Miss. State (62.0 ppg).

**648** - Ta'Lon Cooper is **5th** on the NCAA active assists leaders list with **648** career helpers. He is one of just five players in NCAA Division I with 600 or more career assists: Sahvir Wheeler at Washington (708), Isaiah Stevens at Colorado State (693), Darius Brown II at Utah State (685), and Xavier Johnson at Indiana (655).

**6th** - Cooper is **6th** in the country with a 5.0-to-1 assist to turnover rate (thru games

played Dec. 13). He posted back-to-back games with seven assists and zero turnovers in wins over Virginia Tech (Nov. 10) and VMI (Nov. 13). Cooper had a season high eight assists (one turnover) in the team's blowout victory over George Washington (Dec. 1).

**1st** - Cooper is **1st** in the SEC with a **5.0** assist per game average.

**8th** - Meechie Johnson is **8th** in the SEC in field goal percentage at **50.0 percent** (min. 5 made FG per game).

**6.3** - Cooper averaged **6.3** assists per game at Minnesota last season, which was good for seventh in the nation.

**67.9%** - The Gamecocks return **67.9%** of the team's assists from last season, led by Meechie Johnson, who averaged 3.6 assists per game, which was good for 8th in the SEC.

**52.8%** - A total of 3,429 of the team's 6,500 total minutes from last season are back this year.

**50.3%** - 549 of the team's 1,091 rebounds are back led by Josh Gray, who averaged a career-best 6.3 rebounds per game in 2022-23.

**33** - South Carolina made **33** combined 3s in two blowout victories in the Bahamas during the team's foreign tour trip in August. 3-point shooting will be a big part of the team's offense this season.

**6-2** - Carolina is **6-2** in games where Meechie Johnson scores 20 or more points. He scored 20 or more in wins at LSU, at Kentucky and vs. Western Kentucky during the 2022-23 season. He had 24 vs. DePaul (Nov. 17), a career-high 29 in the team's ACC/SEC Challenge win over Notre Dame (Nov. 28), 24 in the team's recent win over GW (Dec. 1) and 26 at No. 24/20 Clemson (Dec. 6).

**7-3** - The Gamecocks are **7-3** under head coach Lamont Paris when the team makes 10 or more 3s. The three losses have all come on the road. Carolina recently made a school record 18 3s in the team's win over GW (Dec. 1).

**7-2** - In games when South Carolina has single-digit turnovers under Paris, the team is **7-2**. The Gamecocks three turnovers against GW (Dec. 1) were the team's fewest in a game since having one vs. Tulane on Feb. 11, 1985.

**6-0** - The Gamecocks are **6-0** under Paris when holding opponents to 60 points or less. Carolina held USC Upstate to 59 on Nov. 6 and Notre Dame to 53 on Nov. 28.

**.691** - Paris spent five seasons as head coach at Chattanooga from 2017-22. He led the

team to a 65-29 record (**.691**) in his last three seasons and a berth in the 2022 NCAA Tournament after winning the SoCon Tournament Championship.

**12** - Paris was an assistant for 17 seasons prior to becoming a head coach in 2017-18. He was a part of **12 NCAA Tournament appearances** (Division I and II) as an assistant, including a pair of Final Fours at Wisconsin in 2014 and 2015.

**17** - In 22 seasons as a head or assistant coach in college, Paris has been a part of **17 teams that have won 20-or-more games** in a season.

## NCAA ACTIVE ASSISTS LEADERS LIST

1. Sahvir Wheeler (Washington) - 708
2. Isaiah Stevens (Colorado State) - 693
3. Darius Brown II (Utah State) - 685
4. Xavier Johnson (Indiana) - 655
5. **Ta'Lon Cooper (South Carolina) - 648**
6. Tristen Newton (UConn) - 583
7. Brden Norris (Loyola Chicago) - 574
8. Tyler Kolek (Marquette) - 563
9. Pierre Crockrell II (UC Irvine) - 542
10. Keishawn Davidson (Belmont) - 538
11. Ray J Dennis (Baylor) - 537
12. Dajuan Harris Jr. (Kansas) - 525
13. Jamal Shead (Houston) - 522
14. Caleb Fields (Arkansas State) - 512
15. Jared Bynum (Stanford) - 509

**\* rankings thru games played Dec. 13**



Graduate transfer Ta'Lon Cooper has 66 career games with five or more assists on his resume. Five of those have come this season. The Roebuck, S.C., native returns to his home state after stints at Morehead State (2019-22) and Minnesota (2022-23).

## KEY STAT

Lamont Paris' teams are 35-4 when scoring 80 or more points dating back to his first season as head coach at Chattanooga (2017-18). He's 4-0 at South Carolina when his team scores 80 or more.

# ROSTER BREAKDOWN

## Returning Letterwinners (6)

- #1 Jacobi Wright
- #5 Meechie Johnson
- #12 Zachary Davis
- #14 Eli Sparkman
- #31 Benjamin Bosmans-Verdonk
- #33 Josh Gray

## Guards (11)

- #0 Ebrima Dibba
- #1 Jacobi Wright
- #5 Meechie Johnson
- #10 Myles Stute
- #12 Zachary Davis
- #13 Austin Herro
- #14 Eli Sparkman
- #15 Morris Ugusuk
- #20 Danny Grajzl
- #21 Arden Conyers
- #55 Ta'Lon Cooper

## Forwards (5)

- #2 B.J. Mack
- #4 Stephen Clark
- #30 Collin Murray-Boyles
- #31 Benjamin Bosmans-Verdonk
- #33 Josh Gray

## By Height

- #14 Eli Sparkman (6-0)
- #20 Danny Grajzl (6-0)
- #13 Austin Herro (6-1)
- #5 Meechie Johnson (6-2)
- #1 Jacobi Wright (6-2)
- #55 Ta'Lon Cooper (6-4)
- #15 Morris Ugusuk (6-4)
- #0 Ebrima Dibba (6-5)
- #10 Myles Stute (6-6)
- #12 Zachary Davis (6-7)
- #21 Arden Conyers (6-7)
- #30 Collin-Murray Boyles (6-7)
- #4 Stephen Clark (6-8)
- #2 B.J. Mack (6-8)
- #31 Benjamin Bosmans-Verdonk (6-9)
- #33 Josh Gray (7-0)

# 2023-24 SOUTH CAROLINA MEN'S BASKETBALL ROSTER

## Alphabetical Roster

No.	Name	Pos.	Ht.	Wt.	Cl.	Exp.	Hometown // Last School
31	Benjamin Bosmans-Verdonk	F	6-9	238	RSR	1L	Lommel, Belgium // Illinois
4	Stephen Clark	F	6-8	208	GR	TR	Charlotte, N.C. // The Citadel
21	Arden Conyers	G	6-7	204	FR	HS	Columbia, S.C. // Westwood (Blythewood, S.C.)
55	Ta'Lon Cooper	G	6-4	200	GR	TR	Roebuck, S.C. // Minnesota
12	Zachary Davis	G	6-7	194	SO	1L	Orangeburg, S.C. // Denmark-Olar
0	Ebrima Dibba	G	6-5	214	RSR	TR	Bredäng, Sweden // Coastal Carolina
20	Danny Grajzl	G	6-0	175	FR	HS	Cleveland, Ohio // Hawken School (Gates Mills, Ohio)
33	Josh Gray	F	7-0	265	SR	3L	Brooklyn, N.Y. // LSU
13	Austin Herro	G	6-1	174	FR	HS	Milwaukee, Wisc. // Whitnall (Greenfield, Wisc.)
5	Meechie Johnson	G	6-2	184	JR	1L	Cleveland, Ohio // Ohio State
2	B.J. Mack	F	6-8	260	GR	TR	Charlotte, N.C. // Wofford
30	Collin Murray-Boyles	F	6-7	231	FR	HS	Columbia, S.C. // Wasatch Academy (Mt Pleasant, Utah)
14	Eli Sparkman	G	6-0	160	SO	1L	Cleveland, Tenn. // Baylor School (Chattanooga, Tenn.)
10	Myles Stute	G	6-6	209	JR	TR	Washington, D.C. // Vanderbilt
15	Morris Ugusuk	G	6-4	160	FR	HS	Helsinki, Finland // Omnia Basketball Academy (Finland)
1	Jacobi Wright	G	6-2	182	JR	2L	Fort Mill, S.C. // Legacy Early College

## Numerical Roster

No.	Name	Pos.	Ht.	Wt.	Cl.	Exp.	Hometown // Last School
0	Ebrima Dibba	G	6-5	214	RSR	TR	Bredäng, Sweden // Coastal Carolina
1	Jacobi Wright	G	6-2	182	JR	2L	Fort Mill, S.C. // Legacy Early College
2	B.J. Mack	F	6-8	260	GR	TR	Charlotte, N.C. // Wofford
4	Stephen Clark	F	6-8	208	GR	TR	Charlotte, N.C. // The Citadel
5	Meechie Johnson	G	6-2	184	JR	1L	Cleveland, Ohio // Ohio State
10	Myles Stute	G	6-6	209	JR	TR	Washington, D.C. // Vanderbilt
12	Zachary Davis	G	6-7	194	SO	1L	Orangeburg, S.C. // Denmark-Olar
13	Austin Herro	G	6-1	174	FR	HS	Milwaukee, Wisc. // Whitnall (Greenfield, Wisc.)
14	Eli Sparkman	G	6-0	160	SO	1L	Cleveland, Tenn. // Baylor School (Chattanooga, Tenn.)
15	Morris Ugusuk	G	6-4	160	FR	HS	Helsinki, Finland // Omnia Basketball Academy (Finland)
20	Danny Grajzl	G	6-0	175	FR	HS	Cleveland, Ohio // Hawken School (Gates Mills, Ohio)
21	Arden Conyers	G	6-7	204	FR	HS	Columbia, S.C. // Westwood (Blythewood, S.C.)
30	Collin Murray-Boyles	F	6-7	231	FR	HS	Columbia, S.C. // Wasatch Academy (Mt Pleasant, Utah)
31	Benjamin Bosmans-Verdonk	F	6-9	238	RSR	1L	Lommel, Belgium // Illinois
33	Josh Gray	F	7-0	265	SR	3L	Brooklyn, N.Y. // LSU
55	Ta'Lon Cooper	G	6-4	200	GR	TR	Roebuck, S.C. // Minnesota

**Head Coach:** Lamont Paris (Wooster, '96 ; Indiana State '00)

**Assistant Coach:** Tim Buckley (Bemidji State, '88)

**Assistant Coach:** Tanner Bronson (Wisconsin, '08)

**Assistant Coach:** Eddie Shannon (Florida, '99)

**Special Assistant to the Head Coach:** Carey Rich (South Carolina, '95)

**Director of Player Development:** David McKinley (Ohio, '13)

**Director of Basketball Operations:** Colby Arendale (Chattanooga, '18)

**Director of Video Services:** Roman DiPasquale (Wisconsin, '11)

**Strength & Conditioning Coach:** Scott Greenawalt (Muskingum College, '98)

**Athletic Trainer:** Mark Rodger (Buffalo, '01)

**Associate Director of Athletics Communications and Public Relations:** Michael DeBates (Iowa State, '14)

## TOP RETURNING

Scorer.....	Johnson, 12.7 ppg
Rebounder.....	Gray, 6.3 rpg
Assist Maker.....	Johnson, 3.6 apg
FG Shooter *.....	Gray, 51.4%
3-Point FG Shooter \$.....	Wright, 35.0%
FT Shooter \$.....	Johnson, 76.3%
Shot Blocker.....	Gray, 0.8 bpg
Steal Maker.....	Johnson, 0.7 spg

\* at least 75 attempts

\$ at least 20 attempts

## PRONUNCIATION GUIDE

Benjamin **BOSE**-mans-ver-**DONK**

**TUH**-lon Cooper

Ee-**BRIME**-uh **DIB**-ah

Danny **GRAZ**-al

Myles **STEW**-tee

Morris **OO-GAH**-suk





## HEAD COACH LAMONT PARIS

HEAD COACH | SEVENTH SEASON OVERALL | 106-94 (.530) | SECOND SEASON AT SOUTH CAROLINA | 19-22 (.463)

### THE PARIS FILE

#### COACHING

##### Experience

27th year

##### College Head Coach Experience

7th season

##### Hire Date At Carolina

Thursday, March 24, 2022

#### PERSONAL

##### Hometown

Findlay, Ohio

##### Alma Mater

Wooster, 1996 (Bachelors - Economics)  
Indiana State, 2000 (Masters - Rec. & Sport Mgmt.)

#### COACHING RESUME

##### College Assistant Coach

Wooster, 1997-98

DePauw, 1998-99

IUP, 2000-04

Akron, 2004-10

Wisconsin, 2010-17

##### College Head Coach

Chattanooga, 2017-22

South Carolina, 2022-present

Lamont Paris, who has been a part of nine NCAA Division I Tournaments and 17 twenty-win seasons as a college head and assistant coach, was named the University of South Carolina's 33rd head coach by Director of Athletics Ray Tanner on Thursday, March 24, 2022.

Paris, 47, is the first African-American program head coach in the history of the Gamecock men's basketball program.

In his first season (2022-23), South Carolina had an overhauled roster with eight new players, including just 14.9 percent of the team's scoring and 18.4 percent of the minutes played returning from the season prior. The Gamecocks defeated Clemson at home, 60-58, for the first time since Dec. 19, 2014. Chico Carter Jr. hit the game-winning bucket with 0.9 seconds remaining. Paris became the first Gamecock head coach since Dave Odom in 2001 to defeat the in-state Tigers in his first season. The conference slate was highlighted by road wins at Kentucky, at Ole Miss and at LSU. The Gamecocks wire-to-wire victory at Rupp Arena on Jan. 10 was the team's first there since 2009 and just the program's third all-time win in Lexington since joining the SEC (1992). Ohio State transfer Meechie Johnson made six 3s and scored a career-high 26 points to lead the Gamecocks. Paris joined Eddie Fogler (1997) and Darrin Horn (2009) as the only Gamecock head coaches all-time to win in the historic building. Carolina nearly knocked off SEC Champion and No. 2/2 Alabama at home but fell in overtime, 78-76, thanks to a late bucket from SEC Player of the Year Brandon Miller.

Several players had their most productive seasons to date under Paris and his staff in year one in Columbia. Sophomore Jacobi Wright averaged 7.3 points, 2.1 rebounds and 1.8 assists per game. He had a career-best six games in double figures in SEC play. Josh Gray led the team in rebounding, averaging 6.3 per game and 7.9 rebounds per contest in league action. He had a career-best eight games with 10 or more rebounds, seven of which came in SEC action. Gray also had the best game of his career with 20 points and 14 rebounds vs. Arkansas. Johnson averaged 12.7 points (second on team) and 3.6 assists per contest (eighth in the SEC). He led the team with 70 makes from behind the arc and was one of just eight players in the SEC to make 70 or more 3s.

The staff made early in-roads recruiting over the summer in 2022 with local product Gregory "GG" Jackson II reclassifying and enrolling early. The consensus top player in the 2023 class, Jackson was the highest rated signee in program history (recruit rankings started in early 2000s) and joined PJ Dozier (2015-17) as the only five-star Gamecock freshmen. Jackson would go on to earn All-SEC Freshman honors while leading the team in scoring at 15.4 points per game. He had 11 20-point games, the most by a Carolina freshman since

joining the SEC in 1991-92. Jackson would go on to be selected 45th overall by the Memphis Grizzlies in the 2023 NBA Draft. He became the first NBA Draft pick for the program since All-American Sindarius Thornwell in 2017.

Paris came to Carolina after five seasons as the head coach at University of Tennessee at Chattanooga, coaching the Mocs to an 87-72 overall record (.547), including a 65-29 mark his last three seasons.

In his final year, he led the Mocs to their first Southern Conference title and NCAA berth since 2016. Chattanooga finished the season with a 27-8 mark. He was one of 20 finalists for the Hugh Durham Award, given by Collegeninsider.com to the top Division I mid-major coach in college basketball. The Mocs' NCAA NET ranking improved in each of his seasons at Chattanooga, finishing with a 63 ranking this season.

In his 17 seasons as a collegiate assistant coach prior to becoming head coach at Chattanooga, teams associated with Paris were 497-217 (.696) with five conference titles and 12 NCAA Tournament appearances (Division I and II), reaching two Final Fours.

Paris spent seven seasons as an assistant at Wisconsin from 2010-17 working for Bo Ryan and Greg Gard. The Badgers went to the NCAA Tournament every year with four Sweet 16 appearances and back-to-back trips to the Final Four in 2014 and 2015. Wisconsin played for the National Championship in 2015 after going 36-4 and winning both the Big Ten regular season and tournament titles. The Badgers took down No. 1 overall seed Kentucky in the National Semifinal, ending the Wildcats' previously undefeated season.



### PARIS' CAREER RECORD, YEAR-BY-YEAR

SEASON	RECORD	CONFERENCE (FINISH)	POSTSEASON
2017-18 (CHATT)	10-23	3-15 (10th)	-
2018-19 (CHATT)	12-20	7-11 (5th)	-
2019-20 (CHATT)	20-13	10-8 (T-5th)	-
2020-21 (CHATT)	18-7	9-7 (4th)	-
2021-22 (CHATT)	27-8	14-4 (1st)	0-1 ; NCAA First Round
2022-23 (SC)	11-21	4-14 (12th)	-
2023-24 (SC)	8-1	-	-
<b>Totals</b>	<b>106-94 (.530)</b>	<b>47-59 (.443)</b>	<b>0-1 (.000) • 1 NCAA</b>

# GAMECOCK SUPERLATIVES UNDER PARIS (FIRST SEASON WAS 2022-23)

## Most Field Goals Made

1. 33, George Washington, Dec. 1, 2023
2. 31, vs. Virginia Tech, Nov. 10, 2023
3. 30, #2/2 Alabama, Feb. 22, 2023
3. 30, at Vanderbilt, Jan. 5, 2023
5. 29, USC Upstate, Nov. 6, 2023

## Most Field Goals Attempted

1. 72, at Vanderbilt, Jan. 5, 2023
2. 71, VMI, Nov. 13, 2023
3. 68, at Georgia, Jan. 28, 2023
4. 66, George Washington, Dec. 1, 2023
5. 65, at George Washington, Nov. 30, 2022

## Highest Field Goal Percent

1. 56.4 percent (31-55), vs. Virginia Tech, Nov. 10, 2023
2. 54.0 percent (27-50), vs. Grand Canyon, Nov. 19, 2023
3. 52.7 percent (29-55), USC Upstate, Nov. 6, 2023
4. 52.0 percent (26-50), at Missouri, Feb. 7, 2023
5. 50.0 percent (33-66), George Washington, Dec. 1, 2023

## Lowest Field Goal Percent

1. 25.0 percent (12-48), #8/9 Tennessee, Jan. 7, 2023
2. 31.1 percent (19-61), vs. Colorado State, Nov. 17, 2022
3. 32.3 percent (21-65), at George Washington, Nov. 30, 2022
4. 34.0 percent (18-53), Miss. State, Jan. 31, 2023
5. 34.4 percent (22-64), WKU, Dec. 22, 2022
5. 34.4 percent (22-64), Clemson, Nov. 11, 2022

## Most 3-Point Field Goals Made

1. 18, George Washington, Dec. 1, 2023
2. 15, at LSU, Feb. 18, 2023
3. 13, at Georgia, Jan. 28, 2023
4. 12, USC Upstate, Nov. 6, 2023
5. 11, at Kentucky, Jan. 10, 2023

## Most 3-Point Field Goals Attempted

1. 35, George Washington, Dec. 1, 2023
2. 32, at LSU, Feb. 18, 2023
3. 31, at Georgia, Jan. 28, 2023
3. 31, at Georgetown, Dec. 3, 2022
5. 30, at #24/20 Clemson, Dec. 6, 2023

## Highest 3-Point Field Goal Percentage (min. 10 attempts)

1. 55.0 (11-20), at Kentucky, Jan. 10, 2023
2. 54.5 (12-22), USC Upstate, Nov. 6, 2023
3. 51.4 (18-35), George Washington, Dec. 1, 2023
4. 47.6 (10-21), vs. Virginia Tech, Nov. 10, 2023
5. 46.9 (15-32), at LSU, Feb. 18, 2023

## Most Free Throws Made

1. 21, SC State, Nov. 8, 2022
2. 20, Notre Dame, Nov. 28, 2023
2. 20, vs. DePaul, Nov. 17, 2023
4. 19, Georgia, March 4, 2023
4. 19, #16/17 Auburn, Jan. 21, 2023

## Most Free Throws Attempted

1. 34, vs. DePaul, Nov. 17, 2023
2. 31, Georgia, March 4, 2023
3. 30, SC State, Nov. 8, 2022
4. 25, Notre Dame, Nov. 28, 2023
4. 25, VMI, Nov. 13, 2023
4. 25, WKU, Dec. 22, 2022

## Highest Free Throw Percentage (min. 10 attempts)

1. 94.4 percent (17-18), at LSU, Feb. 18, 2023
2. 93.3 percent (14-15), #8/9 Tennessee, Jan. 7, 2023
3. 87.5 percent (14-16), vs. Grand Canyon, Nov. 19, 2023
4. 83.3 percent (15-18), Vanderbilt, Feb. 14, 2023
5. 79.2 percent (19-24), #16/17 Auburn, Jan. 21, 2023

## Most Offensive Rebounds

1. 21, VMI, Nov. 13, 2023
2. 19, Clemson, Nov. 11, 2022
3. 18, Eastern Michigan, Dec. 30, 2022
4. 17, at Georgia, Jan. 28, 2023
4. 17, WKU, Dec. 22, 2022

## Most Defensive Rebounds

1. 38, at Vanderbilt, Jan. 5, 2022
2. 35, USC Upstate, Nov. 6, 2023
3. 34, WKU, Dec. 22, 2022
4. 33, at Florida, Jan. 25, 2023
5. 31, Clemson, Nov. 11, 2022

## Most Total Rebounds

1. 51, WKU, Dec. 22, 2022
2. 50, Clemson, Nov. 11, 2022
3. 46, Eastern Michigan, Dec. 30, 2022
4. 45, USC Upstate, Nov. 6, 2023
4. 45, at Florida, Jan. 25, 2023

## Most Personal Fouls

1. 25, at Vanderbilt, Jan. 5, 2022
2. 24, vs. Grand Canyon, Nov. 19, 2023
2. 24, vs. DePaul, Nov. 17, 2023
4. 23, #16/17 Auburn, Jan. 21, 2023
5. 22, WKU, Dec. 22, 2022

## Most Points

1. 89, George Washington, Dec. 1, 2023
2. 82, USC Upstate, Nov. 6, 2023
2. 82, at LSU, Feb. 18, 2023
4. 80, SC State, Nov. 8, 2022
5. 79, vs. Virginia Tech, Nov. 10, 2023
5. 79, at Vanderbilt, Jan. 5, 2023

## Fewest Points

1. 42, #8/9 Tennessee, Jan. 7, 2023
2. 45, at #11/13 Tennessee, Feb. 25, 2023
3. 51, Miss. State, Jan. 31, 2023
4. 53, Texas A&M, Jan. 14, 2023
4. 53, vs. Colorado State, Nov. 17, 2022

## Most Assists

1. 20, at LSU, Feb. 18, 2023
2. 19, George Washington, Dec. 1, 2023
3. 18, vs. Grand Canyon, Nov. 19, 2023
3. 18, at Missouri, Feb. 7, 2023
3. 18, at Georgetown, Dec. 3, 2022

## Fewest Turnovers

1. 3, George Washington, Dec. 1, 2023
2. 6, Presbyterian, Dec. 11, 2022
3. 8, at #24/20 Clemson, Dec. 6, 2023
3. 8, Notre Dame, Nov. 28, 2023
3. 8, USC Upstate, Nov. 25, 2022

## Most Turnovers

1. 19, Clemson, Nov. 11, 2022
2. 18, Miss. State, Jan. 31, 2023
2. 18, at Georgia, Jan. 28, 2023
2. 18, #8/9 Tennessee, Jan. 7, 2023
5. 17, vs. DePaul, Nov. 17, 2023
5. 17, vs. Furman, Nov. 20, 2022

## Most Blocks

1. 7, vs. Davidson, Nov. 18, 2022
2. 6, George Washington, Dec. 1, 2023
2. 6, Georgia, March 4, 2023
4. 5, #8/9 Tennessee, Jan. 7, 2023
4. 5, SC State, Nov. 8, 2022

## Most Steals

1. 10, #8/9 Tennessee, Jan. 7, 2023
2. 9, vs. ECU, Dec. 17, 2022
3. 8, vs. Virginia Tech, Nov. 10, 2023
3. 8, Miss. State, Jan. 31, 2023
3. 8, vs. Davidson, Nov. 18, 2022

## Most Points By Opponent

1. 94, Texas A&M, Jan. 14, 2023
2. 85, at #11/13 Tennessee, Feb. 25, 2023
2. 85, #8/9 Tennessee, Jan. 7, 2023
2. 85, Colorado State, Nov. 17, 2022
5. 84, at Vanderbilt, Jan. 5, 2023
5. 84, at UAB, Dec. 14, 2022

## Fewest Points By Opponent

1. 53, Notre Dame, Nov. 28, 2023
1. 53, USC Upstate, Nov. 25, 2022
3. 57, Presbyterian, Dec. 11, 2022
4. 58, WKU, Dec. 22, 2022
5. 59, USC Upstate, Nov. 6, 2023

## Most Field Goals Made By Opponent

1. 36, at #11/13 Tennessee, Feb. 25, 2023
2. 35, #8/9 Tennessee, Jan. 7, 2023
2. 35, Colorado State, Nov. 17, 2022
4. 34, Texas A&M, Jan. 14, 2023
5. 31, at Florida, Jan. 25, 2023

## Fewest Field Goals Made By Opponent

1. 17, Notre Dame, Nov. 28, 2023
2. 20, vs. Grand Canyon, Nov. 19, 2023
2. 20, at Ole Miss, Feb. 11, 2023
2. 20, WKU, Dec. 22, 2022
5. 21, at ECU, Dec. 9, 2023
5. 21, USC Upstate, Nov. 6, 2023

## Highest Opponent Field Goal Percent By Opponent

1. 58.3 (35-60), Colorado State, Nov. 17, 2022
2. 58.1 (36-62), at #11/13 Tennessee, Feb. 25, 2023
3. 54.8 (34-62), Texas A&M, Jan. 14, 2023
4. 52.9 (27-51), Miss. State, Jan. 31, 2023
5. 52.2 (24-46), Presbyterian, Dec. 11, 2022

## Lowest Opponent Field Goal Percent By Opponent

1. 32.7 percent (17-52), Notre Dame, Nov. 28, 2023
2. 35.6 percent (21-59), USC Upstate, Nov. 6, 2023
3. 36.4 percent (20-55), WKU, Dec. 22, 2022
4. 37.0 percent (20-54), at Ole Miss, Feb. 11, 2023
5. 37.3 percent (23-61), Clemson, Nov. 11, 2022

## Most Rebounds By Opponent

1. 48, Vanderbilt, Feb. 14, 2023
1. 48, Texas A&M, Jan. 14, 2023
1. 48, #8/9 Tennessee, Jan. 7, 2023
4. 44, at Vanderbilt, Jan. 5, 2023
5. 43, Ole Miss, Jan. 17, 2023

## Fewest Rebounds By Opponent

1. 23, vs. Virginia Tech, Nov. 10, 2023
2. 25, Georgia, March 4, 2023
2. 25, Presbyterian, Dec. 11, 2022
4. 27, USC Upstate, Nov. 6, 2023
5. 28, at Miss. State, Feb. 28, 2023
5. 28, at Missouri, Feb. 7, 2023
5. 28, at Kentucky, Jan. 10, 2023
5. 28, ECU, Dec. 17, 2022
5. 28, USC Upstate, Nov. 25, 2022

## Most Turnovers By Opponent

1. 16, VMI, Nov. 13, 2023
1. 16, Miss. State, Jan. 31, 2023
2. 14, #8/9 Tennessee, Jan. 7, 2023
2. 14, at Vanderbilt, Jan. 5, 2023
5. 13, vs. Grand Canyon, Nov. 19, 2023
5. 13, vs. DePaul, Nov. 17, 2023
5. 13, USC Upstate, Nov. 25, 2022
5. 13, Davidson, Nov. 18, 2022
5. 13, Clemson, Nov. 11, 2022



## GAMECOCK BASKETBALL ASSISTANT COACHES & SUPPORT STAFF



### > **Tanner Bronson, Assistant Coach (Wisconsin, '08)**

- Served in same capacity at Chattanooga for five seasons (2017-22) under Paris
- Was assistant at St. Louis (2012-16) prior to joining the Mocs ; team won 103 games in his five seasons there and made three NCAA appearances, winning a game each time
- Went from manager, to walk-on to scholarship player at Wisconsin under Bo Ryan ; was on four NCAA teams (Elite Eight in 05' and Sweet Sixteen in 08')



### > **Tim Buckley, Assistant Coach (Bemidji State, '88)**

- Second season at Carolina and was previously at UNLV (2019-22) ; also was scout with the Minnesota Timberwolves (2017-19)
- Was on staff for the entire Tom Crean tenure at Indiana where he was a part of two Big Ten titles (2013, 2016), four NCAA Appearances, including three trips to the Sweet Sixteen ; the Hoosiers went 138-69 (.667) the last six seasons he was there
- Has had two stints as a head coach at Ball State (2000-06) and Rockford (1989-93)



### > **Eddie Shannon, Assistant Coach (Florida, '99)**

- Second season at Carolina ; spent three seasons at Chattanooga (2019-22) under Paris ; also was assistant at Canisius (2017-19)
- Played professionally overseas for 10 seasons with stops in Italy, France, Russia, Sweden, Croatia, Latvia, Greece, Australia, and Cyprus
- Four-year starter at Florida (1995-99), helping usher in the Billy Donovan era in Gainesville ; scored 1,168 career points and left as the career leader in steals (204) ; only player in school history with 200+ steals and he was also second in assists (493)



### > **David McKinley, Assistant Coach (Ohio, '13)**

- Second season at Carolina ; was on Paris' staff at Chattanooga for five seasons (2017-22) in variety of roles
- Served as Director of Player Development in first season at Carolina (2022-23) ; was assistant coach for the Mocs for three seasons (2019-22)
- Played collegiately at Ohio University where he was a four-year letterwinner from 2010-13 ; team captain his last two years and member of Bobcat team that won school record 29 games and advanced to the Sweet Sixteen



### > **Colby Arendale, Director of Operations (Chattanooga, '18)**

- Second season at Carolina ; served in the same capacity at Chattanooga under Paris for the past three seasons (2019-22)
- Was a student manager in 2017-18 and then a graduate manager for the Mocs from 2018-19
- Recently completed his MBA



### > **Carey Rich, Special Assistant to the Head Coach (South Carolina, '95)**

- First official hire of the Paris era at South Carolina ; enters his second season with the team
- Served seven years as superintendent with the City of Columbia's Parks and Recreation Department
- Played one season at Western Carolina before returning home to finish his career with the Gamecocks (1993-95) ; scored 784 career points in Garnet & Black and dished out 340 assists in 79 games ; his 4.30 assists per game average is sixth all-time at Carolina




### > **Roman DiPasquale, Director of Video Services (Wisconsin, '11)**

- Second season at South Carolina ; was on the Chattanooga staff all five seasons (2017-22) under Paris serving in a variety of roles
- Worked as the video coordinator at Stanford (2014-16)
- Also has stints in the NBA with Portland (2013-14) and Philadelphia (2011-12) ; was a student manager at Wisconsin




### > **Scott Greenawalt, Strength & Conditioning Coach (Muskingum College, '98)**

- Enters his 12th season with men's basketball program in 2023-24 ; worked with men's and women's basketball at Kansas State from 2006-12 before coming to South Carolina with head coach Frank Martin
- Was a part of the staff for the best season in school history which culminated with a trip to the 2017 Final Four
- Worked at Cincinnati for eight years prior to his time in Manhattan ; was an all-conference linebacker in in for Muskingum College



**Mark Rodger**  
Athletic Trainer



**Jack Samonsky**  
Graduate Assistant



**Tada Stricklen**  
Graduate Assistant



**Michael DeBates**  
Associate Director  
Communications  
& Public Relations



**Sam Straker**  
Creative Media  
Producer



**Jeremy Ford**  
Sports Dietician



**Charles Waddell**  
Special Assistant  
to the AD // Sport  
Admin





# COLONIAL LIFE ARENA

HOME OF GAMECOCK BASKETBALL [COLONIAL LIFE ARENA RECORD: 234-114 (.672)]

## FUN FACTS ABOUT COLONIAL LIFE ARENA

- > 16,880 cubic yards of earth moved, which is enough to fill 222 swimming pools
- > 3,848 tons of steel, which would weigh equal to 96,200 quarters, which would equal \$24,050
- > 125 miles of cable, which would stretch between Columbia and Folly Beach
- > 1,872 tons of cooling, which would cool an average of 12 grocery stores
- > 205,384 bricks and 60,137 concrete blocks, which would stretch the entire length of Lake Murray (41 miles)
- > 8,750 gallons of paint, which would paint approximately 115 average Columbia 2-story houses
- > 4,781 square yards of carpet, which would carpet approximately the field at Williams-Brice Stadium
- > 443 people working on building the arena at a given time, which would staff 44 fast food restaurants
- > 1,158,000 man-hours to complete Colonial Life Arena, which would equal two working hours from each person living in the Columbia Metro area



CHRIS SILVA THROWS IN A SILVA SLAM FOR TWO OF HIS 27 POINTS THAT LED THE GAMECOCKS TO VICTORY VS. NO. 18 KENTUCKY, 76-68, ON JAN. 16, 2018. CAROLINA TRAILED BY AS MANY AS 14 POINTS IN THE SECOND HALF.

## KEY ARENA DATES/ MEMORABLE MOMENTS

- > April 2001 - Construction begins
- > Nov. 24, 2002 - Carolina defeats ETSU, 71-66, in its first contest in the building
- > Jan. 8, 2003 - The Gamecocks post a 55-49 win in the first SEC contest at the building over Ole Miss.
- > March 15, 2006 - Carolina defeats Western Kentucky, 74-55, in the first round of the Postseason NIT. The Gamecocks would go on to win their second straight NIT Championship later that month.
- > Jan. 21, 2009 - Zam Fredrick scores on a last second lay-in to propel the Gamecocks past Florida, 70-69, at the buzzer. Carolina would go on to capture the 2009 SEC Eastern Division Co-Championship.
- > Jan. 26, 2010 - Led by heralded senior Devan Downey, Carolina posted its first win over a No. 1 ranked opponent (AP poll) in school history when it defeated top-ranked Kentucky, 68-62.

> Feb. 7, 2017 - The Gamecocks would battle Alabama into a four-overtime contest, with the Crimson Tide eventually closing the 90-86 win. Senior guard Sindarius Thornwell scored 44 points and pulled down 21 rebounds in the game. Carolina would go on to its first Final Four in program history later that season.

> Nov. 15, 2019 - Carolina captures its 200th victory at Colonial Life Arena with a 90-63 win over Cleveland State.



DEVAN DOWNEY VS. KENTUCKY, JAN. 26, 2010 - HE SCORED 30 POINTS AS CAROLINA BEAT THE TOP-RANKED WILDCATS, 68-62.



SINDARIUS THORNWELL HIGH FIVES FANS AFTER SOUTH CAROLINA'S 61-46 WIN VS. NO. 25/24 MICHIGAN ON NOV. 23, 2016.



# 2023-24 GAMECOCK SUPERLATIVES

## GAMECOCKS' RECORD WHEN ...

At home	4-0
On the road	1-1
At neutral sites	3-0
In overtime	-
vs. Top 25 team	-
vs. Top 10 team	-
vs. Top 5 team	-
Leading at half	8-1
Trailing at half	-
Tied at half	-
Shooting 50% or better	4-0
Shooting between 39-49.9%	3-0
Shooting less than 39%	2-1
Opp. shooting 50% or better	1-0
Opp. shooting between 39-49.9%	4-1
Opp. shooting less than 39%	2-0
Shooting better than opp.	7-0
Shooting worse than/equal to opp.	1-1
Starters out-score opp. starter	5-0
Opp. starters score/equal more	3-1
Bench out-scores opp. bench	5-1
Opp. bench scores/equals more	3-0
Having more FTs than opp.	5-0
Having equal/less FTs than opp.	3-1
Have more TOs than opp.	4-0
Having equal/less TOs than opp.	4-1
Having more rebounds than opp.	5-0
Having equal/less rebounds than opp.	3-1
Making 6 or more 3FGs	7-1
Having 15 or more assists	4-0
Score more points in paint than opp.	3-0
Scoring equal/less points in paint than opp.	5-1
Scoring more points off TOs than opp.	3-0
Scoring equal/less points off TOs than opp.	5-1
Scoring more 2nd-chance points than opp.	7-0
Scoring equal/less 2nd-chance points than opp.	1-1
Scoring more fast break points than opp.	2-0
Scoring equal/less fast break points than opp.	6-1
Wearing White uniforms	6-0
Wearing Garnet uniforms	1-0
Wearing Black uniforms	1-1
Wearing Throwback White uniforms	3-0
Playing on live TV/live broadcast	8-1
Playing in November	6-0
Playing in December	2-1
Playing in January	-
Playing in February	-
Playing in March	-
Playing a day game	1-0
Playing a night game	7-1
Playing on a Monday	2-0
Playing on a Tuesday	1-0
Playing on a Wednesday	0-1
Playing on a Thursday	-
Playing on a Friday	3-0
Playing on a Saturday	1-0
Playing on a Sunday	1-0
Scoring margin is 5 points or less	2-1
Margin is between 6-10	3-0
Margin is between 11-20	1-0
Margin is more than 20	2-0
Scoring 59 points or less	-
Scoring 60-69 points	2-1
Scoring 70-79 points	4-0
Scoring 80-89 points	2-0
Scoring 90-99 points	-
Scoring 100+ points	-

## MISCELLANEOUS

Current streak	W1
Home court streak	W4
Away streak	W5
Neutral court streak	W3

Scoring Leaders	'23-24	Career
Meechie Johnson	6	13*
B.J. Mack	2	2*
Myles Stute	2	2*
Ta'Lon Cooper	1	1*
Josh Gray		1*
Zachary Davis		1

Rebounding Leaders	'23-24	Career
Josh Gray	1	19*
Meechie Johnson	3	4*
B.J. Mack	3	3*
Benjamin Bosmans-Verdonk	1	2*
Ta'Lon Cooper	2	2*
Zachary Davis	1	1

Assists Leaders	'23-24	Career
Meechie Johnson	2	21*
Jacobi Wright	1	19
Ta'Lon Cooper	8	8*
Benjamin Bosmans-Verdonk		3*
Zachary Davis		2
Morris Ugusuk	1	1
Josh Gray		1*

Blocks Leaders	'23-24	Career
Josh Gray	2	23*
Stephen Clark	8	8*
Benjamin Bosmans-Verdonk	1	6*
Zachary Davis	2	5
B.J. Mack	4	4*
Myles Stute	2	2*
Morris Ugusuk	2	2
Collin Murray-Boyles	1	1
Ta'Lon Cooper	1	1*
Jacobi Wright		1

Steals Leaders	'23-24	Career
Zachary Davis	5	14
Meechie Johnson	4	13*
Jacobi Wright	3	9
Josh Gray		4*
Benjamin Bosmans-Verdonk		4*
B.J. Mack	3	3*
Ta'Lon Cooper	2	2*
Myles Stute	1	1*

Double-Figure Scoring	'23-24	Career
B.J. Mack	8	69
Ta'Lon Cooper	3	54
Stephen Clark	1	50
Myles Stute	6	36
Meechie Johnson	8	30
Jacobi Wright	2	13
Josh Gray		3
Zachary Davis	1	2

20+ points	'23-24	Career
B.J. Mack	2	22
Stephen Clark		11
Meechie Johnson	4	8
Myles Stute	1	5
Ta'Lon Cooper		
Josh Gray		1

30+ points	'23-24	Career

Double-Figure Rebounding	'23-24	Career
Stephen Clark		11
Josh Gray		8
B.J. Mack	1	8
Ta'Lon Cooper		2
Myles Stute		1

5+ assists	'23-24	Career
Ta'Lon Cooper	5	66
Stephen Clark		19
Meechie Johnson	1	10
B.J. Mack		3
Jacobi Wright		1
Benjamin Bosmans-Verdonk		1

## Miscellaneous

Largest Halftime Lead	
SC	14, USC Upstate, Nov. 6, 2023
Opp	-
Smallest Halftime Lead	
SC	1, vs. Grand Canyon, Nov. 19, 2023
Opp	-
Fewest Points In First Half	
SC	30, vs. Grand Canyon (11/19/23) & at #24/20 Clemson (12/6/23)
Opp	23, #24/20 Clemson (Dec. 6, 2023)
Most Points In First Half	
SC	42, USC Upstate (11/6/23) & GW (12/1/23)
Opp	33, VMI, Nov. 13, 2023
Fewest Points In Second Half	
SC	32, vs. DePaul, Nov. 17, 2023
Opp	25, USC Upstate (11/6/23) & Notre Dame (11/28/23)
Most Points In Second Half	
SC	47, vs. GW, Dec. 1, 2023
Opp	49, #24/20 Clemson, Dec. 6, 2023
Most Points in Overtime	
SC	-
Opp	-
Largest Margin of Victory	
SC	29, USC Upstate, Nov. 6, 2023
Opp	-
Smallest Margin of Victory	
SC	2, vs. Virginia Tech, Nov. 10, 2023
Opp	5, #24/20 at Clemson, Dec. 6, 2023

3+ steals	'23-24	Career
Ta'Lon Cooper		9
Stephen Clark		8
Zachary Davis	1	3
Meechie Johnson	1	3
Myles Stute		2
B.J. Mack	1	2

2+ blocks	'23-24	Career
Stephen Clark	2	58
Ta'Lon Cooper		15
Josh Gray		8
B.J. Mack	1	8
Myles Stute		1
Zachary Davis		1

Double-Doubles	'23-24	Career
Stephen Clark		11
B.J. Mack	1	8
Ta'Lon Cooper		6
Josh Gray		2
Myles Stute		1

Dunks	'23-24	Career
Josh Gray	1	27*
Zachary Davis	3	7
Benjamin-Bosmans Verdonk		2*
Stephen Clark	2	2*
Morris Ugusuk	1	1

- tied for team lead also included

- \* indicates at Carolina ONLY

## 2023-24 GAME-BY-GAME

	Date	Result	FG-A	Pct	3FG-A	Pct	FT-A	Pct	O-D-Total	PF	Pts	A	TO	Blk	Stl	Min	Half
<b>USC Upstate at</b>			<b>21-59</b>	<b>35.6%</b>	<b>4-16</b>	<b>25.0%</b>	<b>7-14</b>	<b>50.0%</b>	<b>6-21-27</b>	<b>16</b>	<b>53</b>	<b>13</b>	<b>11</b>	<b>5</b>	<b>11</b>	<b>200</b>	<b>28</b>
<b>South Carolina</b>	<b>11/6/23</b>	<b>W, 82-53</b>	<b>29-55</b>	<b>52.7%</b>	<b>12-22</b>	<b>54.5%</b>	<b>12-19</b>	<b>62.2%</b>	<b>10-35-45</b>	<b>18</b>	<b>82</b>	<b>16</b>	<b>15</b>	<b>4</b>	<b>7</b>	<b>200</b>	<b>42</b>
& - Virginia Tech vs.			26-52	50.0%	7-22	31.8%	18-22	81.8%	6-17-23	12	77	13	5	1	8	200	31
South Carolina	11/10/23	W, 79-70	31-55	56.4%	10-21	47.6%	7-8	87.5%	8-22-30	16	79	16	10	2	2	200	38
<b>VMI at</b>			<b>25-59</b>	<b>42.4%</b>	<b>4-13</b>	<b>30.8%</b>	<b>10-17</b>	<b>58.8%</b>	<b>11-29-40</b>	<b>22</b>	<b>64</b>	<b>11</b>	<b>16</b>	<b>5</b>	<b>5</b>	<b>200</b>	<b>33</b>
<b>South Carolina</b>	<b>11/13/23</b>	<b>W, 74-64</b>	<b>25-71</b>	<b>35.2%</b>	<b>7-23</b>	<b>30.4%</b>	<b>17-25</b>	<b>68.0%</b>	<b>21-23-44</b>	<b>13</b>	<b>74</b>	<b>14</b>	<b>9</b>	<b>3</b>	<b>10</b>	<b>200</b>	<b>41</b>
^ - DePaul vs.			23-56	41.1%	4-16	25.0%	18-24	75.0%	6-23-29	26	68	11	13	3	5	200	32
South Carolina	11/17/23	W, 73-68	24-51	47.1%	5-21	23.8%	20-34	58.8%	9-29-38	24	73	12	17	3	6	200	41
^ - Grand Canyon vs.			20-51	39.2%	5-16	31.3%	23-27	85.2%	11-19-30	21	68	7	13	1	3	200	29
South Carolina	11/19/23	W, 75-68	27-50	54.0%	7-17	41.2%	14-16	87.5%	4-19-23	24	75	18	10	1	3	200	30
<b>Notre Dame at</b>			<b>17-52</b>	<b>32.7%</b>	<b>6-21</b>	<b>28.6%</b>	<b>13-20</b>	<b>65.0%</b>	<b>12-24-36</b>	<b>20</b>	<b>53</b>	<b>8</b>	<b>12</b>	<b>4</b>	<b>2</b>	<b>200</b>	<b>28</b>
<b>South Carolina</b>	<b>11/13/23</b>	<b>W, 65-53</b>	<b>19-50</b>	<b>38.0%</b>	<b>7-25</b>	<b>28.0%</b>	<b>20-26</b>	<b>76.9%</b>	<b>9-23-32</b>	<b>18</b>	<b>65</b>	<b>11</b>	<b>8</b>	<b>4</b>	<b>5</b>	<b>200</b>	<b>31</b>
<b>GW at</b>			<b>25-60</b>	<b>41.7%</b>	<b>11-22</b>	<b>50.0%</b>	<b>6-8</b>	<b>75.0%</b>	<b>11-25-36</b>	<b>9</b>	<b>67</b>	<b>15</b>	<b>10</b>	<b>4</b>	<b>3</b>	<b>200</b>	<b>32</b>
<b>South Carolina</b>	<b>12/1/23</b>	<b>W, 89-67</b>	<b>33-66</b>	<b>50.0%</b>	<b>18-35</b>	<b>51.4%</b>	<b>5-7</b>	<b>71.4%</b>	<b>9-23-32</b>	<b>9</b>	<b>89</b>	<b>19</b>	<b>3</b>	<b>6</b>	<b>7</b>	<b>200</b>	<b>42</b>
South Carolina at			22-61	36.1%	10-30	33.3%	13-19	68.4%	10-28-38	15	67	13	8	3	5	200	30
#24/20 Clemson	12/6/23	L, 67-72	25-56	44.6%	8-18	44.4%	14-20	70.0%	9-33-42	16	72	13	19	7	5	200	23
South Carolina at			21-48	43.8%	9-26	34.6%	17-24	70.8%	7-28-35	17	68	13	9	4	2	200	35
ECU	12/9/23	W, 68-62	21-53	39.6%	5-17	29.4%	15-23	65.2%	7-25-32	18	62	8	8	2	6	200	28

**BOLD** - home game | & - Hall of Fame Series (Charlotte, N.C.) | ^ - Arizona Tip-Off (Glendale, Ariz.) | \* - indicates SEC contest





# 2023-24 SOUTH CAROLINA BASKETBALL


**OVERALL: 8-1 // SEC: 0-0 // HOME: 4-0 // AWAY: 1-1 // NEUTRAL: 3-0**

<b>DATE</b>	<b>OPP.</b>	<b>W/L</b>	<b>SCORE</b>	<b>RECORD (SEC)</b>	<b>POINTS</b>	<b>REBOUNDS</b>	<b>ASSISTS</b>	<b>BLOCKS</b>	<b>STEALS</b>	<b>ATTENDANCE</b>
11/6/23	USC Upstate	<b>W</b>	<b>82-53</b>	<b>1-0</b>	<b>M. Johnson/T. Cooper (15)</b>	<b>Z. Davis (8)</b>	<b>Three tied (3)</b>	<b>Four tied (1)</b>	<b>Z. Davis (3)</b>	<b>11,216</b>
11/10/23	Virginia Tech - &	W	79-77	2-0	M. Stute (21)	B.J. Mack (6)	T. Cooper (7)	Z. Davis/M. Ugusuk (1)	J. Wright/Z. Davis (1)	6,783
11/13/23	VMI	<b>W</b>	<b>74-64</b>	<b>3-0</b>	<b>B.J. Mack (17)</b>	<b>B.J. Mack (13)</b>	<b>T. Cooper (7)</b>	<b>Three tied (1)</b>	<b>B.J. Mack (3)</b>	<b>10,449</b>
11/17/23	DePaul - ^	W	73-68	4-0	M. Johnson (24)	Cooper/Gray (7)	T. Cooper (5)	Three tied (1)	Johnson/Gray (5)	3,214
11/19/23	Grand Canyon - ^	W	75-68	5-0	B.J. Mack (27)	M. Johnson (6)	T. Cooper (5)	S. Clark (1)	Three tied (1)	2,589
11/28/23	Notre Dame	<b>W</b>	<b>65-53</b>	<b>6-0</b>	<b>M. Johnson (29)</b>	<b>Cooper/Johnson (5)</b>	<b>T. Cooper (4)</b>	<b>Four tied (1)</b>	<b>Five tied (1)</b>	<b>15,215</b>
12/1/23	George Wash.	<b>W</b>	<b>89-63</b>	<b>7-0</b>	<b>M. Johnson (24)</b>	<b>M. Johnson (8)</b>	<b>T. Cooper (8)</b>	<b>S. Clark/B.J. Mack (2)</b>	<b>Z. Davis (2)</b>	<b>10,936</b>
12/6/23	at #24/20 Clemson	L	67-72	7-1	M. Johnson (26)	B.J. Mack (7)	M. Johnson (4)	Three tied (1)	M. Johnson (3)	9,000
12/9/23	at East Carolina	W	68-62	8-1	M. Johnson/M. Stute (15)	B.J. Mack (8)	T. Cooper/J. Wright (3)	S. Clark (3)	Z. Davis/M. Johnson (1)	5,568


& - Hall of Fame Series (Charlotte, N.C.) / ^ - Arizona Tip-Off (Glendale, Ariz.) / \* - indicates SEC contest / home games in **bold**



**GAME 1**  
Columbia, S.C.  
Colonial Life Arena  
Nov. 6, 2023  
*Transfers make immediate impact as team knocks down 12 3s*



**GAME 2**  
Charlotte, N.C.  
Spectrum Center  
Nov. 10, 2023  
*100th career victory for head coach Lamont Paris*



**GAME 3**  
Columbia, S.C.  
Colonial Life Arena  
Nov. 13, 2023  
*Mack leads way with 17 & 13 for 8th career double-double*

**COLUMBIA, S.C. – (AP)** Meechie Johnson and Ta'Lon Cooper each scored 15 points and South Carolina beat South Carolina Upstate 82-53 in a season opener on Monday night.

B.J. Mack added 13 points and Myles Stute had 10 for South Carolina.

Justin Bailey scored 13 points and Trent Broadnax added 10 for SC Upstate.

Bailey's 3-pointer almost 3 1/2 minutes in gave SC Upstate its only lead of the game at 5-3. South Carolina led 42-28 at halftime and outscored the Spartans 40-25 after intermission.

South Carolina leads the overall series 8-1, including 4-1 in Columbia. The 29-point win nearly doubles the previous average of 15.4 points per game for margin of victory the Gamecocks have over SC Upstate.

South Carolina's four transfers (Cooper, Mack, Stute and Stephen Clark) entered having played a combined 430 games at the Division I level with 299 starts among them. The entire team's 480 combined Division I starts ranks third in the Southeastern Conference behind only Mississippi State (514) and Texas A&M (502) entering this season.

**CHARLOTTE, N.C. – (AP)** B.J. Mack made the go-ahead basket with 20 seconds left and South Carolina prevented Virginia Tech from getting off a shot on its next possession and the Gamecocks beat the Hokies 79-77 on Friday night.

In the first game played between the programs since 1997, Myles Stute scored 21 points shooting 7 for 11 including 5 for 6 from 3-point range, Mack scored 19 and secured six rebounds, Talon Cooper and reserve Jacobi Wright each scored 12 and Meechie Johnson scored 11 for the Gamecocks (2-0).

On his game winner, Mack methodically backed down Mylyjael Poteat on the left side, drove to the baseline and converted the reverse layup. Following a Hokies (1-1) timeout, South Carolina disrupted a dribble-handoff attempt a few feet beyond the 3-point line to force a turnover to all but end it.

Mack missed the front end of a 1-and-1 with two seconds left, and an errant heave attempt by the Hokies sealed it.

Sean Pedulla scored 26 points, Hunter Catoor 13 and Lynn Kidd 12 for Virginia Tech.

**COLUMBIA, S.C. – (AP)** B.J. Mack scored 17 points and grabbed 13 rebounds to lead South Carolina to a 74-64 victory over VMI on Monday night.

Mack, a 6-foot-8 forward transfer from Wofford, shot 5 of 11 from the floor and made 6 of 7 free throws. Meechie Johnson added 13 points and Myles Stute had 10 for South Carolina, which is 3-0 for the first time since the 2019-2020 season.

Mack scored five points and Stute added four during a 16-7 run to open the second half that stretched the Gamecocks' lead to 57-40 with 13:48 to play. It was their largest lead of the game. Jacobi Wright, who finished with nine points, ended the surge with a 3-pointer.

VMI had a 10-2 run to pull to 70-62 with 1:34 left but couldn't get closer.

Freshman reserve Tyran Cook scored 16 points on 6-of-11 shooting to lead VMI (1-2). DJ Nussbaum made 6 of 9 field goals for 14 points. Koree Cotton added 10 points for the Keydets.

South Carolina led for most of the first half and by as many 14 points, building a 41-33 advantage at the break. Mack scored eight points and Johnson chipped in seven in the first half.

**GAME 1**

Official Basketball Box Score - Final  
**USC Upstate at South Carolina**  
11/06/23 Colonial Life Arena, Columbia  
2023-24 South Carolina Men's Basketball

USC Upstate - 53														
Record: 0-1														
NO.	Name	Min	FG	3P	FT	Rebounds	Fouls	TP	AS	TO	ST	Blocks	pts	
			MA	MA	MA	OR	DR	FF				BB		
35	Amin Langlais	22:54	12	0/0	0/1	3	4	7	2	2	2	2	0	3
1	Nick Aves	27:53	4/9	0/0	0/0	2	2	3	3	8	1	1	2	1
2	Justin Bailey	26:25	4/11	2/4	0/0	0	2	7	19	0	0	0	0	34
5	Jordan Barnett	21:47	5/5	0/0	0/0	3	3	3	7	1	0	0	0	16
12	Trent Broadnax	23:58	3/13	0/4	0/7	4	4	1	10	3	2	1	1	2
11	Patrick Irel	13:54	2/2	0/0	0/2	0	2	2	1	2	4	1	1	0
14	Floyd Rideau Jr.	19:41	0/4	0/2	0/0	1	3	4	1	0	2	1	0	0
15	Jorge Ochoa	10:11	0/2	0/1	0/0	0	1	0	0	0	0	0	0	0
34	Miguel Ayres	13:05	2/5	1/4	0/0	0	0	0	0	0	0	0	1	0
3	Eduardo Plear	13:57	1/4	0/2	0/0	0	0	0	2	0	2	0	0	0
21	CJ Rich	02:05	0/1	0/1	0/0	0	0	0	0	0	0	0	0	0
22	Thomas Shields	02:05	1/1	0/0	0/0	0	0	0	0	0	2	0	0	0
23	Dave Dickinson III	02:05	0/0	0/0	0/0	0	0	0	0	0	0	0	0	0
Totals														
21-59 4-16 7-14 6 21 27 16 13 53 13 11 11 5 4 -20														

South Carolina - 82														
Record: 1-0														
NO.	Name	Min	FG	3P	FT	Rebounds	Fouls	TP	AS	TO	ST	Blocks	pts	
			MA	MA	MA	OR	DR	FF				BB		
2	B.J. Mack	20:23	4/9	3/6	2/2	1	2	3	1	1	2	0	1	12
4	Stephen Clark	14:53	2/4	0/0	0/0	0	2	2	1	1	4	2	4	0
10	Myles Stute	19:33	4/7	2/3	0/0	2	4	6	2	2	10	1	2	24
5	Meechie Johnson	25:03	4/6	2/2	5/8	0	5	3	5	15	3	2	1	14
55	Talon Cooper	21:52	7/7	3/3	2/5	7	1	3	5	13	0	1	0	29
1	Jacobi Wright	20:49	4/7	1/1	0/0	1	2	3	1	0	9	2	1	10
12	Zachary Davis	21:37	2/5	0/1	0/0	2	6	8	0	4	0	0	3	0
33	Josh Gray	10:54	1/2	0/0	0/0	0	6	6	2	2	3	0	0	1
15	Morris Ugrasik	20:14	2/5	1/3	0/1	0	1	1	1	5	3	1	0	1
9	Christa Dibba	02:49	0/0	0/0	0/0	0	0	0	0	0	1	0	0	0
31	Benjamin Bosmans-Vandork	10:40	1/2	0/0	1/1	1	0	2	0	1	0	0	0	2
14	Eli Sparkman	08:29	0/0	0/1	2/2	0	1	1	0	0	0	0	0	0
20	Danny Gospi	02:05	0/0	0/0	0/0	0	0	0	0	0	0	0	0	0
Totals														
20-51 12-23 12-10 10 35 45 16 10 82 15 15 7 4 5 20														

Biggest lead		Points from Turnovers		Period by Period Scoring	
2	(11:16:24)	31	(2:12:10)	VT	USC
Best Scoring Run	10 (2:12:26)	11 (2:12:8)	11 (1:17:46)	VT	USC
Lead Changes	2	3	3	VT	USC
Times Tied	1	3	3	VT	USC
Time with Lead	00:20	37:08	17:14	VT	USC



**GAME 2**

Official Basketball Box Score - Final  
**Virginia Tech at South Carolina**  
11/10/23 Spectrum Center, Charlotte, N.C.  
2023-24 Men's Basketball

Virginia Tech - 77													
Record: 1-1													
NO.	Name	Min	FG	3P	FT	Rebounds	Fouls	TP	AS	TO	ST	Blocks	pts
			MA	MA	MA	OR	DR	FF				BB	
31	Robbie Bran	17:11	5/5	1/3	0/0	1	0	1	0	0	0	0	0
15	Lynn Kidd	26:28	5/7	0/0	2/2	1	5	6	2	2	2	2	0
0	Hunter Catoor	40:00	4-12	3-10	2-2	0	4	4	3	4	19	0	0
2	MJ Collins	17:51	1-3	0-0	0-0	0	0	1	0	2	0	0	1
3	Sean Podusa	33:20	7-13	2-6	3-11	1	9	5	1	5	2	1	0
23	Tyler Nickel	22:09	0-3	0-0	2-2	0	0	0	0	0	0	0	0
34	Mylyjael Poteat	13:30	3-3	0/0	3/4	1	0	1	2	3	0	1	0
4	Macki Long	22:51	3-5	0/0	0-1	1	0	1	3	1	6	2	0
10	Brendan Reichtsteiner	01:21	0-1	0-1	0/0	0	0	0	0	0	0	0	0
Totals													
25-52 7-22 18-22 6 17 23 12 16 77 13 5 8 1 2 23													

South Carolina - 79													
Record: 2-0													
NO.	Name	Min	FG	3P	FT	Rebounds	Fouls	TP	AS	TO	ST	Blocks	pts
			MA	MA	MA	OR	DR	FF				BB	
2	B.J. Mack	25:46	9-16	1-4	0-1	5	6	3	3	19	1	1	0
4	Stephen Clark	12:10	1-0	0-0	0-1	1	2	1	0	1	0	0	0
10	Myles Stute	14:56	7-11	5-6	2-2	3	2	5	3	2	1	1	0
5	Meechie Johnson	28:40	4-8	1-4	2-2	0	4	4	1	1	1	1	0
55	Talon Cooper	31:16	5-8	2-4	0-0	0	2	2	1	1	2	1	0
1	Jacobi Wright	22:13	4-7	1-2	3-3	0	1	1	2	2	0	0	0
12	Zachary Davis	17:31	0-1	0-1	0-0	0	0	0	0	1	1	0	0
15	Morris Ugrasik	12:24	0-0	0-0	0-0	0	0	0	0	1	1	0	0
31	Benjamin Bosmans-Vandork	15:24	1-1	0-0	0-0	3	4	7	2	2	2	0	0
Totals													
31-55 10-21 7-8 8 22 30 16 12 79 16 10 10 2 1 2 12													

Biggest lead		Points from Turnovers		Period by Period Scoring	
5	(11:18:13)	10	(11:52:24)	VT	USC
Best Scoring Run	5 (11:18:13)	12 (11:52:24)	11 (1:17:46)	VT	USC
Lead Changes	3	3	3	VT	USC
Times Tied	6	6	6	VT	USC
Time with Lead	08:16	30:33	17:14	VT	USC




**GAME 3**

Official Basketball Box Score - Final  
**VMI at South Carolina**  
11/13/23 Colonial Life Arena, Columbia  
2023-24 South Carolina Men's Basketball

VMI - 64													
Record: 1-2													
NO.	Name	Min	FG	3P	FT	Rebounds	Fouls	TP	AS	TO	ST	Blocks	pts
			MA	MA	MA	OR	DR	FF				BB	
42	DJ Nussbaum	25:52	6-9	0/0	2/2	1	4	5	4	14	1	0	0
1	Brennan Watkins	28:00	1-7	0/3	4/4	0	2	2	1	2	6	3	4
2	Taeshaud Jackson	29:27	4-9	0-2	0-2	1	10	11	3	1	2	0	1
4	Koree Cotton	20:20	4-11	2/3	0/0	1	0	1	2	0	10	1	2
11	Davin Butler	18:14	1/3	1/3	0/0	2	2	4	0	0	3	0	1
0	Tyran Cook	28:10	6-11	1/2	3/3	1	1	2	4	16	3	2	3
10	Stephen Otoworji	14:08	2-7	0/0	0/0	3	2	5	4	2	4	0	2
12	Corey Chesley	18:35	1-2	0/0	0/0	0	3	3	2	0	0	1	1
32	Robert Peters	10:33	0/0	0/0	0/4	0	1	1	0	2	0	1	0
23	Maurice Wright Jr.	05:41	0-0	0/0	1/2	0	0	0	0	2	1	0	0
Totals													
25-59 4-13 10-17 11 29 40 22 13 64 11 16 5 3 10													

South Carolina - 74													
Record: 3-0													
NO.	Name	Min	FG	3P	FT	Rebounds	Fouls	TP	AS	TO	ST	Blocks	pts
			MA	MA	MA	OR	DR	FF				BB	
2	B.J. Mack	28:52	5-11	1-3	6-7	6	7	13	0	5	17	0	0
4	Stephen Clark	11:56	3-6	1-2	0-0	0	2	3	0	7	1	1	0
10	Myles Stute	28:01	2-7	1-4	5-8	2	3	5	0	10	3	1	1
5	Meechie Johnson	22:28	4-6	1-6	1-6								



**GAME 4**  
Glendale, Ariz.  
Desert Diamond Arena  
Nov. 17, 2023  
*Transfers make immediate impact as team knocks down 12 3s*



**GAME 5**  
Glendale, Ariz.  
Desert Diamond Arena  
Nov. 19, 2023  
*Mack scores 21 of 27 in second half to lead Gamecocks to title*



**GAME 6**  
Columbia, S.C.  
Colonial Life Arena  
Nov. 28, 2023  
*Johnson scores career-high 29 points on 9-of-15 shooting*

**GLENDALE, Ariz. (AP)** — Meechie Johnson scored 24 points Friday night and South Carolina never trailed in its 73-68 win over DePaul at the Arizona Tip-Off.

South Carolina (4-0) is off to its best start since the 2016-17 team, which lost 77-73 to Gonzaga in the Final Four, won its first eight games.

Johnson scored 20 of 11 points in a 20-6 run that gave the Gamecocks a 24-10 lead when he capped the spurt with a jumper and then a three-point play midway through the first half. South Carolina took a nine-point lead into intermission and stretched its lead to 58-44 when Benjamin Bosmans-Verdonk made a layup with 12:18 to play.

Elijah Fisher and K.T. Raimey each hit a 3-pointer as the Blue Demons scored 11 of 14 points to trim their deficit to six with 5 minutes to go and DaSean Nelson hit 1 of 2 free throws to make it 67-62 with 2:35 remaining. Johnson answered with two free throws 13 seconds and the Gamecocks, who shot just 59% (20 of 34) from the charity stripe, made 4 of 6 from the foul line from there to seal it.

Chico Carter Jr. — a native of Columbia and a graduate transfer from South Carolina — scored 24 points on 8-of-13 shooting for DePaul (1-3).

Zachary Davis added 10 points for the Gamecocks.

**GLENDALE, Ariz. (AP)** — B.J. Mack hit four 3-pointers and scored 27 points — 21 in the second half — to help South Carolina beat Grand Canyon 75-68 Sunday to win the Cactus Division at the Arizona Tip-Off.

Mack made 7 of 12 from the field and 9 of 9 from the free-throw line. Myles Stute scored 12 points and Jacobi Wright added 10 — including two baskets in the final 2-plus minutes — on 4-of-5 shooting for South Carolina (5-0).

Gabe McGlothlin made two free throws to open the scoring in the second half and give Grand Canyon a 31-30 lead but Mack answered with a 3-pointer that gave South Carolina the lead for good with 19:29 to play and the Lopes trailed the rest of the way.

Mack made a layup and then hit two free throws to stretch the lead to 54-43 midway through the second half but Collin Moore hit a 3-pointer to spark a 14-5 that trimmed Grand Canyon's deficit to two points with 5:32 remaining. Mack hit a 3-pointer and made three free throws after he was fouled on another 3-point shot to make it 67-58 with 4 minutes to go.

McGlothlin led Grand Canyon (3-1) with 18 points, Tyon Grant-Foster scored 16, Moore 15 and Ray Harrison added 12.

**COLUMBIA, S.C. (AP)** — Meechie Johnson scored a career-high 29 points and B.J. Mack scored 17 points and South Carolina used the second half to distance itself from Notre Dame and beat the Irish 65-53 on Tuesday night in an ACC/SEC Challenge contest.

South Carolina (6-0) is off to its best start since former coach Frank Martin took the program to the Final Four in 2017.

Johnson finished 9-for-15 shooting, Mack was 6 for 15 and the rest of the Gamecocks went 4 for 20. South Carolina made 38% (19 of 50) of its shot attempts.

Trae Davis scored 15 points, J.R. Konieczny 11 and Julian Roper II 10 for Notre Dame (3-3).

South Carolina capitalized on Notre Dame's 1-four-13 shooting stretch in the second half, and when Johnson made a pull-up bank shot in the lane, the Gamecocks reached their biggest lead to that point, 48-41, with 8:23 left. Less than a minute later, Johnson made a 3-pointer and the Gamecocks led by double figures for most of the remainder.

Braeden Shrewsbury gave Notre Dame its last lead at 40-38 with 14:14 left. South Carolina led 31-28 at halftime.

**GAME 4**

**GAME 5**

**GAME 6**

Official Basketball Box Score - Final  
South Carolina at DePaul  
11/17/23 Desert Diamond Arena, Glendale  
2023-24 Men's Basketball

Game Time: 19:59  
Game Duration: 1:57  
Attendance: 5,214

Officials: Thomas Nunez, Frank Haney II, Robert Langley

South Carolina - 73		Record: 4-0											
NO.	Name	Min	FG	3P	FT	Rebounds	Fouls	TP	AS	TS	Blocks	ST	Shooting By Period
			M/A	M/A	M/A	OR	DR	PF	FT	ST	BB	BL	1st
2	B.J. Mack	15:59	2/5	0/3	0/0	0	1	1	4	1	4	0	0
4	Stephen Clark	11:16	1/1	0/0	0/0	2	2	2	3	2	0	0	0
10	Myles Stute	29:36	3/7	1/3	0/0	0	5	5	1	7	1	2	0
5	Meechie Johnson	32:47	9/16	1/7	2/2	1	3	5	5	24	1	2	0
55	Talton Cooper	31:27	2/6	1/2	4/6	3	7	1	4	9	5	2	0
1	Jacobi Wright	24:27	2/5	0/2	2/2	0	3	3	2	3	6	2	0
3	Benjamin Bosmans-Verdonk	08:19	1/1	0/0	1/2	1	2	1	3	0	3	0	0
12	Zachary Davis	18:46	3/6	2/3	2/4	1	1	2	1	10	0	2	0
15	Morris Ugusak	16:11	0/1	0/1	0/0	0	0	0	0	0	1	0	0
33	Josh Gray	15:11	2/3	0/0	4/9	1	6	7	3	6	0	1	1
Team			1	2	3	0	0	0	0	0	0	0	0
Totals		24:51	5/21	2/9	3/4	9	29	38	24	25	12	17	6

Official Basketball Box Score - Final  
South Carolina at Grand Canyon  
11/19/23 Desert Diamond Arena, Glendale  
2023-24 Men's Basketball

Game Time: 20:09  
Game Duration: 2:10  
Attendance: 15,259

Officials: Kevin Birk, Robert Langley, Glen Murphy

South Carolina - 75		Record: 5-0											
NO.	Name	Min	FG	3P	FT	Rebounds	Fouls	TP	AS	TS	Blocks	ST	Shooting By Period
			M/A	M/A	M/A	OR	DR	PF	FT	ST	BB	BL	1st
2	B.J. Mack	29:23	12/22	4/7	9/9	1	2	3	4	6	2	2	1
4	Stephen Clark	20:36	3/3	0/0	0/0	1	1	1	4	0	6	2	1
10	Myles Stute	25:08	5/9	1/4	1/2	0	2	6	2	10	1	0	1
5	Meechie Johnson	31:21	4/10	1/3	0/0	0	6	6	2	10	0	2	0
55	Talton Cooper	34:52	1/3	0/1	0/0	0	0	3	2	5	1	0	0
1	Jacobi Wright	25:49	4/5	0/0	2/2	0	1	1	1	2	10	0	0
31	Benjamin Bosmans-Verdonk	11:06	0/1	0/0	0/0	3	3	0	0	0	2	0	0
12	Zachary Davis	12:10	2/4	1/2	0/0	0	0	0	3	1	5	1	0
33	Josh Gray	06:30	1/3	0/0	2/3	2	1	3	4	4	0	0	0
15	Morris Ugusak	05:54	0/0	0/0	0/0	1	1	2	1	0	0	0	0
Team			1	2	3	0	0	0	0	0	0	0	0
Totals		27:50	7/17	14/16	4	19	23	24	21	75	10	3	1

Official Basketball Box Score - Final  
Notre Dame at South Carolina  
11/28/23 Colonial Life Arena, Columbia, S.C.  
2023-24 South Carolina Men's Basketball

Game Time: 20:00  
Game Duration: 1:58  
Attendance: 15,255

Officials: Terry Ojesty, Chuck Jones, Owen Short

Notre Dame - 53		Record: 3-3											
NO.	Name	Min	FG	3P	FT	Rebounds	Fouls	TP	AS	TS	Blocks	ST	Shooting By Period
			M/A	M/A	M/A	OR	DR	PF	FT	ST	BB	BL	1st
13	Tae Davis	28:14	5/8	1/1	4/7	3	8	3	5	15	0	0	0
14	Kebba Njie	07:47	0/0	0/0	2/2	2	2	2	0	1	3	1	0
1	Julian Roper II	02:16	4/8	1/3	1/2	1	5	6	3	1	10	0	0
3	Mackus Burton	03:16	2/4	1/4	3/5	3	2	5	3	4	8	5	1
20	J.R. Konieczny	03:15	3/11	2/6	3/4	0	2	2	1	2	11	0	0
11	Braeden Shrewsbury	19:37	3/7	1/4	0/0	0	0	0	0	0	1	1	0
25	Matt Zona	02:36	0/0	0/0	0/0	0	0	0	0	0	0	0	0
2	Logan Imes	08:39	0/0	0/0	0/0	0	0	0	0	0	0	0	0
0	Carry Scott	15:23	0/3	0/3	0/0	0	4	2	0	0	0	0	0
Team			17	50	6	21	13	20	28	15	8	12	4
Totals		17:50	6/21	13/20	12	24	28	15	8	12	2	4	4

Official Basketball Box Score - Final  
DePaul at 68

Game Time: 19:59  
Game Duration: 1:57  
Attendance: 5,214

Officials: Thomas Nunez, Frank Haney II, Robert Langley

DePaul - 68		Record: 1-3											
NO.	Name	Min	FG	3P	FT	Rebounds	Fouls	TP	AS	TS	Blocks	ST	Shooting By Period
			M/A	M/A	M/A	OR	DR	PF	FT	ST	BB	BL	1st
21	DaSean Nelson	14:22	3/10	0/2	2/5	1	2	3	4	8	2	0	0
25	Jeremiah Oden	33:15	3/10	0/2	1/2	0	3	3	2	7	0	0	1
2	Chico Carter, Jr.	36:42	8/13	1/3	7/9	2	4	6	1	24	2	0	1
22	Elijah Fisher	03:54	1/3	1/1	1/1	1	1	2	3	2	1	0	0
23	Caleb Murphy	02:09	3/4	0/0	2/2	0	3	3	5	8	2	0	0
5	Churchil Abass	18:19	2/4	0/0	0/0	4	4	1	4	1	4	1	1
10	Jaden Henley	15:53	1/5	0/1	2/2	0	0	3	3	4	2	0	0
4	K.T. Raimey	17:16	2/6	2/6	2/2	0	4	4	1	8	0	1	0
11	Keondre Young	07:31	0/1	0/1	0/0	0	1	1	0	0	0	0	0
Team			2	2	4	0	1	1	0	0	0	0	0
Totals		23:50	4/16	18/24	6	23	29	28	24	68	11	13	5

Official Basketball Box Score - Final  
Grand Canyon at 68

Game Time: 20:09  
Game Duration: 2:10  
Attendance: 15,259

Officials: Kevin Birk, Robert Langley, Glen Murphy

Grand Canyon - 68		Record: 3-1											
NO.	Name	Min	FG	3P	FT	Rebounds	Fouls	TP	AS	TS	Blocks	ST	Shooting By Period
			M/A	M/A	M/A	OR	DR	PF	FT	ST	BB	BL	1st
24	Duke Brennan	19:19	0/1	0/0	3/4	2	3	2	4	2	3	1	3
30	Gabe McGlothlin	37:57	4/8	1/3	9/10	3	8	9	5	16	1	1	0
0	Ray Harrison	06:57	4/13	0/2	4/4	0	3	3	2	12	3	1	0
7	Tyon Grant-Foster	34:39	5/15	1/6	5/7	0	3	3	4	8	16	1	2
4	Collin Moore	32:29	5/7	3/3	2/2	0	2	2	2	3	15	1	3
2	Sydney Curry	13:05	2/4	0/0	0/0	3	3	2	1	4	0	1	0
3	Isaiah Shaw	08:10	0/2	0/1	0/0	0	0	0	0	0	0	0	0
22	Joah Baker	04:37	0/0	0/0	0/0	0	0	0	0	0	1	0	0
5	Lok War	12:47	0/1	0/1	0/0	1	1	2	2	0	0	1	0
Team			2	2	3	0	0	0	0	0	0	0	0
Totals		20:51	5/16	23/27	11	19	30	21	23	68	7	13	3

Official Basketball Box Score - Final  
South Carolina at 65

Game Time: 20:00  
Game Duration: 1:58  
Attendance: 15,255

Officials: Terry Ojesty, Chuck Jones, Owen Short

South Carolina - 65		Record: 6-0											
NO.	Name	Min	FG	3P	FT	Rebounds	Fouls	TP	AS	TS	Blocks	ST	Shooting By Period
			M/A	M/A	M/A	OR	DR	PF	FT	ST	BB	BL	1st
2	B.J. Mack	26:49	6/15	1/5	4/5	1	3	4	2	3	17	2	0
4	Stephen Clark	05:13	0/0	0/0	0/0	0	0	0	0	1	0	0	0
10	Myles Stute	16:39	0/5	0/4	1/4	1	1	0	2	2	1	0	0
5	Meechie Johnson	34:55	4/5	1/4	7/8	0	5	5	4	4	28	1	1
55	Talton Cooper	35:38	2/8	1/3	4/5	4	5	4	2	4	8	4	1
1	Jacobi Wright	26:15	1/5	1/2	4/4	1	1	0	1	2	7	1	0
12	Zachary Davis	29:18	0/1	0/1	0/0	0	4	2	2	0	2	0	1
31	Benjamin Bosmans-Verdonk	09:50	1/2	0/0	1/1	1	2	2	2	2	0	1	1
15	Morris Ugusak	12:03	0/1	0/1	0/0	1	1	0	0	0	0	0	0
33	Josh Gray	03:21	0/0	0/0	0/1	1	1	0	0	0	0	0	0





## THE LAST TIME IN SOUTH CAROLINA BASKETBALL...

### AN INDIVIDUAL ...

<b>Scored 20 or more points:</b>	South Carolina: Meechie Johnson (26), at #24/20 Clemson (Dec. 6, 2023), in Clemson, S.C. Opponent: Chico Carter Jr. (24), DePaul (Nov. 17, 2023), in Glendale, Ariz.
<b>Scored 30 or more points:</b>	South Carolina: Gregory "GG" Jackson II (30) vs. No. 16/17 Auburn (Jan. 21, 2023) in Columbia, S.C. Opponent: Devontae Shuler (31), vs. Ole Miss (Feb. 13, 2021), in Columbia, S.C.
<b>Scored 35 or more points:</b>	South Carolina: Sindarius Thornwell (44) vs. Alabama (Feb. 7, 2017) in Columbia, S.C. Opponent: Ermoni Bates (36), Eastern Michigan (Dec. 30, 2022), in Columbia, S.C.
<b>Scored 40 or more points:</b>	South Carolina: Sindarius Thornwell (44), vs. Alabama (Feb. 7, 2017) in Columbia, S.C. Opponent: Brandon Miller (41), No. 2/2 Alabama (Feb. 22, 2023) in Columbia, S.C.
<b>Collected 20 or more rebounds:</b>	South Carolina: Sindarius Thornwell (21), vs. Alabama (Feb. 7, 2017) in Columbia, S.C. Opponent: Ekpe Udoh (20), Baylor (Jan. 2, 2010) in Columbia, S.C.
<b>Collected 15 or more rebounds:</b>	South Carolina: Gregory "GG" Jackson II (16), vs. Western Kentucky (Dec. 22, 2022), in Columbia, S.C. Opponent: Henry Coleman III (15), Texas A&M (Jan. 29, 2022) in College Station, Texas
<b>Made 12 or more field goals:</b>	South Carolina: Jermaine Cousnard (12) vs. LSU (Feb. 19, 2022) in Columbia, S.C. Opponent: Brandon Miller (14), No. 2/2 Alabama (Feb. 22, 2023) in Columbia, S.C.
<b>Made 10 or more field goals:</b>	South Carolina: Gregory "GG" Jackson II (10), vs. Ole Miss (March 8, 2023), in Nashville, Tenn. Opponent: Olivier Nkamhoua (10), No. 8/9 Tennessee (Jan. 7, 2023), in Columbia, S.C.
<b>Attempted 20 or more field goals:</b>	South Carolina: Gregory "GG" Jackson II (20), vs. Ole Miss (March 8, 2023), in Nashville, Tenn. Opponent: Brandon Miller (25), No. 2/2 Alabama (Feb. 22, 2023) in Columbia, S.C.
<b>Attempted 25 or more field goals:</b>	South Carolina: Sindarius Thornwell (25), vs. Alabama (Feb. 7, 2017) in Columbia, S.C. Opponent: Brandon Miller (25), No. 2/2 Alabama (Feb. 22, 2023) in Columbia, S.C.
<b>Dished 10 or more assists:</b>	South Carolina: Jermaine Cousnard (10), vs. Miss. State (March 3, 2020) in Columbia, S.C. Opponent: Zakai Zeigler (11), No. 11/13 Tennessee (Feb. 25, 2023) in Knoxville, Tenn.
<b>Swiped 5 or more steals:</b>	South Carolina: Erik Stevenson (6), vs. Princeton (Nov. 12, 2021) in Asheville, N.C. Opponent: Myles Burns (6), Ole Miss (March 8, 2023), in Nashville, Tenn.
<b>Blocked 5 or more shots:</b>	South Carolina: Maik Kotsar (6), vs. North Greenville (Dec. 31, 2018) in Columbia, S.C. Opponent: Liam Robbins (6), Vanderbilt (Jan. 3, 2023), in Nashville, Tenn.
<b>Made 5 or more 3-point field goals:</b>	South Carolina: Meechie Johnson (6), at #24/20 Clemson (Dec. 6, 2023), in Clemson, S.C. Opponent: Amaree Abram (5), Ole Miss (March 8, 2023), in Nashville, Tenn.
<b>Attempted 8 or more 3-point field goals:</b>	South Carolina: Meechie Johnson (10), at #24/20 Clemson (Dec. 6, 2023), in Clemson, S.C. Opponent: Hunter Cattoor (10), Virginia Tech (Nov. 10, 2023), in Charlotte, N.C.
<b>Made 10 or more free throws:</b>	South Carolina: Gregory "GG" Jackson II (11), at Miss. State (Feb. 28, 2023), in Starkville, Miss. Opponent: Kario Oquendo (10), Georgia (Jan. 28, 2023) in Athens, Ga.
<b>Attempted 15 or more free throws:</b>	South Carolina: Chris Silva (16), vs. Georgia (March 9, 2019) in Columbia, S.C. Opponent: Kario Oquendo (10), Georgia (Jan. 28, 2023) in Athens, Ga.
<b>Played all 40 minutes of regulation:</b>	South Carolina: AJ Lawson, at LSU (Jan. 16, 2021) in Baton Rouge, La. Opponent: Hunter Cattoor, Virginia Tech (Nov. 10, 2023), in Charlotte, N.C.
<b>A player hit a last-second shot (within 3 seconds) to win a game:</b>	South Carolina: Chico Carter Jr. (10-foot transition jumper), vs. Clemson, (Nov. 11, 2022), in Columbia, S.C. Opponent: Brandon Miller (left-handed layup), No. 2/2 Alabama (Feb. 22, 2023) in Columbia, S.C.
<b>A player had a double-double:</b>	South Carolina: B.J. Mack (17 pts, 13 reb), vs. VMI (Nov. 13, 2023), in Columbia, S.C. Opponent: Ian Schieffelin (12 pts, 12 reb), #24/20 Clemson (Dec. 6, 2023), in Clemson, S.C.
<b>Two or more players had a double-double:</b>	South Carolina: Gregory "GG" Jackson II (20 pts, 10 reb) & Josh Gray (11 pts, 13 reb), at Florida (Jan. 25, 2023), in Gainesville, Fla. Opponent: Nicolas Claxton (13 pts, 10 reb) & Derek Ogbeide (11 pts, 10 reb), Georgia (March 9, 2019) in Columbia, S.C.
<b>A player had a triple-double:</b>	South Carolina: Sam Muldrow (16 points, 14 rebounds, 10 blocks) vs. Vanderbilt (Jan. 8, 2011) in Columbia, S.C. Opponent: Daniel Hackett (Southern California - 22 points, 10 rebounds, 10 assists) (Nov. 17, 2007) in Columbia, S.C. <i>*** Only second triple-double in South Carolina history (Chuck Eidson (25 points, 10 rebounds, 10 assists) vs. SC State (Nov. 29, 2002) in Columbia, S.C.</i>
<b>Scored 30 or more points in back-to-back games:</b>	South Carolina: Devan Downey, 30 vs. Kentucky (Jan. 26, 2010) in Columbia, S.C. 33 vs. Georgia (Jan. 30, 2010) in Columbia, S.C.
<b>Scored 25 or more points in back-to-back games:</b>	South Carolina: AJ Lawson, 25 vs. Florida A&M (Jan. 2, 2021) 30 vs. Texas A&M (Jan. 6, 2021)

### A TEAM ...

<b>Scored 100 or more points:</b>	South Carolina: 105 vs. Army (Dec. 22, 2021) in Columbia, S.C. Opponent: 101, Arkansas (March 2, 2021) in Columbia, S.C.
<b>Scored 50 points or less:</b>	South Carolina: 45, at No. 11/13 Tennessee (Feb. 25, 2023) in Knoxville, Tenn. Opponent: 32, Wyoming (Nov. 10, 2019) in Columbia, S.C.
<b>Scored 50 points in a half:</b>	South Carolina: 61 (1st half), vs. Army (Dec. 22, 2021) in Columbia, S.C. Opponent: 50 (1st half), Texas A&M (Jan. 14, 2023), in Columbia, S.C.
<b>Failed to score 25 points in a half:</b>	South Carolina: 19 (2nd half), at No. 11/13 Tennessee (Feb. 25, 2023) in Knoxville, Tenn. Opponent: 23 (2nd half), #24/20 Clemson (Dec. 6, 2023), in Clemson, S.C.

<b>Collected 50 or more rebounds:</b>	South Carolina: 51, vs. Western Kentucky (Dec. 22, 2022), in Columbia, S.C. Opponent: 51, Clemson (Dec. 18, 2021) in Clemson, S.C.
<b>Shot 60% or better from the field:</b>	South Carolina: 60.0% (39-65), vs. High Point (March 15, 2016) in Columbia, S.C. Opponent: 69.6% (32-46) Missouri (Feb. 28, 2013) in Columbia, S.C.
<b>Shot 50% or better from the field:</b>	South Carolina: 50.0% (33-66), vs. George Washington (Dec. 1, 2023), in Columbia, S.C. Opponent: 50.0% (26-52), Virginia Tech (Nov. 10, 2023), in Charlotte, N.C..
<b>Shot less than 30% from the field:</b>	South Carolina: 25.0% (12-48), vs. No. 8/9 Tennessee (Jan. 7, 2023), in Columbia, S.C. Opponent: 27.3% (15-55), Texas A&M (Feb. 8, 2020) in Columbia, S.C.
<b>Shot 50% or better from 3-point range (at least 10 attempts):</b>	South Carolina: 51.4% (18-35), vs. George Washington (Dec. 1, 2023), in Columbia, S.C. Opponent: 51.9% (14-27), No. 22/20 Tennessee, (Feb. 5, 2022), in Columbia, S.C.
<b>Shot 20% or less from 3-point range (at least 10 attempts):</b>	South Carolina: 14.3% (2-14), vs. Georgia (March 4, 2023), in Columbia, S.C. Opponent: 17.6% (3-17), No. 16/17 Auburn (Jan. 21, 2023) in Columbia, S.C.
<b>Dished 20 or more assists:</b>	South Carolina: 20, at LSU (Feb. 18, 2023), in Baton Rouge, La. Opponent: 29, No. 11/13 Tennessee (Feb. 25, 2023) in Knoxville, Tenn.
<b>Made 35 or more shots:</b>	South Carolina: 45, vs. Allen (Dec. 14, 2021) in Columbia, S.C. Opponent: 36, No. 11/13 Tennessee (Feb. 25, 2023) in Knoxville, Tenn..
<b>Attempted 80 or more shots:</b>	South Carolina: 82, vs. No. 5/4 Kentucky, (Feb. 8, 2022) in Columbia, S.C. Opponent: 83, LSU (Feb. 10, 1996) in Columbia, S.C.
<b>Attempted 70 or more shots:</b>	South Carolina: 71, vs. VMI (Nov. 13, 2023), in Columbia, S.C. Opponent: 72, Army (Dec. 22, 2021) in Columbia, S.C.
<b>Made 10 or more 3-pointers:</b>	South Carolina: 18, vs. George Washington (Dec. 1, 2023), in Columbia, S.C. Opponent: 11, George Washington (Dec. 1, 2023), in Columbia, S.C.
<b>Did not make a 3-pointer:</b>	South Carolina: vs. USC Upstate (Nov. 6, 2018) in Columbia Opponent: Mississippi State (Feb. 23, 2022) in Columbia, S.C.
<b>Attempted 30 or more 3-pointers:</b>	South Carolina: 30, at Clemson (Dec. 6, 2023), in Clemson, S.C. Opponent: 37, Vanderbilt (Feb. 14, 2023) in Columbia, S.C.
<b>Attempted 25 or more 3-pointers:</b>	South Carolina: 26, at East Carolina (Dec. 9, 2023), in Greenville, N.C. Opponent: 27, No. 2/2 Alabama (Feb. 22, 2023) in Columbia, S.C.
<b>Made 30 or more free throws:</b>	South Carolina: 34, vs. DePaul (Nov. 17, 2023), in Glendale, Ariz. Opponent: 34, Ole Miss (Feb. 13, 2021) in Columbia, S.C.
<b>Attempted 40 or more free throws:</b>	South Carolina: 50, vs. Alabama (Feb. 7, 2017) in Columbia, S.C. Opponent: 44, Ole Miss (Feb. 13, 2021) in Columbia, S.C.
<b>Swiped 15 or more steals:</b>	South Carolina: 15, at Georgia (Feb. 27, 2021) in Athens, Ga. Opponent: 15, Georgia (Jan. 28, 2023) in Athens, Ga.
<b>Blocked 12 or more shots:</b>	South Carolina: 12, vs. Coastal Carolina (Nov. 30, 2018) in Columbia, S.C. Opponent: 12, Florida (Feb. 3, 2021) in Gainesville, Fla.
<b>Blocked 8 or more shots:</b>	South Carolina: 8, vs. Army (Dec. 22, 2021) in Columbia, S.C. Opponent: 9, Florida (Jan. 25, 2023), in Gainesville, Fla.
<b>Won by 30 or more points:</b>	South Carolina: 30, vs. Army (Dec. 22, 2021) in Columbia, S.C. Opponent: 40, No. 11/13 Tennessee (Feb. 25, 2023) in Knoxville, Tenn.
<b>Won by 20 or more points:</b>	South Carolina: 22, vs. George Washington (Dec. 1, 2023), in Columbia, S.C. Opponent: 21, Florida (Jan. 25, 2023), in Gainesville, Fla.
<b>Played a single overtime game:</b>	Win: 74-71, at Georgetown (Dec. 3, 2022), in Washington, D.C. Loss: 78-76, vs. No. 2/2 Alabama (Feb. 22, 2023) in Columbia, S.C.
<b>Played a double overtime game:</b>	Win: 87-85 vs. WKU (Nov. 27, 2010) in Bowling Green, Ky. Loss: 98-88 vs. Louisville (Feb. 20, 1988) in Columbia, S.C.
<b>South Carolina played a No. 1 Team in the country:</b>	Win: 68-62 vs. No. 1/1 Kentucky (Jan. 26, 2010) in Columbia, S.C. Loss: 85-73 loss to No. 1/1 Tennessee (Feb. 13, 2019) in Knoxville, Tenn.
<b>South Carolina played a top-5 opponent:</b>	Win: 68-62 vs. No. 1/1 Kentucky, (Jan. 26, 2010) in Columbia, S.C. Loss: 78-76 OT loss to No. 2/2 Alabama (Feb. 22, 2023) in Columbia, S.C.
<b>South Carolina played a top-10 opponent:</b>	Win: 81-78 win vs. No. 10/12 Kentucky (Jan. 15, 2020) in Columbia, S.C. Loss: 85-42 loss vs. No. 8/9 Tennessee (Jan. 7, 2023), in Columbia, S.C.
<b>South Carolina played a top-25 opponent:</b>	Win: 77-62 win at No. 22/23 Florida (Feb. 3, 2021) in Gainesville, Fla. Loss: 72-67 loss at #24/20 Clemson (Dec. 6, 2023), in Clemson, S.C.
<b>South Carolina defeated a ranked opponent:</b>	Home: 81-78 win vs. No. 10/12 Kentucky (Jan. 15, 2020) in Columbia, S.C. Away: 72-66 win at No.22/23 Florida (Feb. 3, 2021) in Gainesville, Fla. Neutral: 77-70 vs. No. 20/17 Florida (March 26, 2017) in New York City SEC Home: 81-78 win vs. No. 10/12 Kentucky (Jan. 15, 2020) in Columbia, S.C. SEC Away: 72-66 win at No.22/23 Florida (Feb. 3, 2021) in Gainesville, Fla. Non-conference away: 70-59 win at No. 9/7 Virginia (Dec. 22, 2019) in Charlottesville, Va.
<b>South Carolina defeated a top-10 opponent:</b>	Home: 81-78 win vs. No. 10/12 Kentucky (Jan. 15, 2020) in Columbia, S.C. Away: 70-59 win at No. 9/7 Virginia (Dec. 22, 2019) in Charlottesville, Va. Neutral: 88-81 win vs. No. 7/7 Duke (March 19, 2017) in Greenville, S.C.
<b>A South Carolina win opened the season:</b>	Home: 82-53 win vs. USC Upstate (Nov. 6, 2023), in Columbia, S.C. Away: 73-52 win at Wofford (Nov. 10, 2017) in Spartanburg, S.C. Neutral: 74-61 win vs. Chaminade (Nov. 19, 2001) in Maui, Hawaii (Maui Invite)
<b>South Carolina opened SEC play:</b>	Home: 85-42 loss vs. No. 8/9 Tennessee (Jan. 7, 2023), in Columbia, S.C. Away: 84-79 OT loss at Vanderbilt (Jan. 3, 2023), in Nashville, Tenn.



# 0

# EBRIMA DIBBA *Ee-BRIME-uh DEEB-ah*

**RSr. • Guard • 6-5 • 214 • Bredäng, Sweden // Coastal Carolina**

## CAREER HIGHS

### Single Game Highs

Statistic	Value
Points	19 vs Utah 11/21/19
Rebounds	10 vs Ga. Southern 02/21/21, vs App State 03/07/21, at South Alabama 03/28/22
Assists	12 vs ULM 12/30/21
Steals	6 vs Columbia Int'l 12/03/20
Blocks	1 7 times
FG Made	7 4 times
FG Attempts	15 at DePaul 03/27/19
3FG Made	2 7 times
3FG Attempts	6 at DePaul 03/27/19
FT Made	9 vs Winthrop 12/04/21
FT Attempts	12 vs Winthrop 12/04/21

## SUPERLATIVES

	'23-24	Career
Double-figure scoring	-	39
Double-figure rebounding	-	3
Double-figure assists	-	5
Double-double	-	4
5+ assists	-	1
2+ steals	-	34
Team high scoring	-	-
Team high rebounding	-	-
Team high assists	-	-
Team high steals	-	-



**INSTAGRAM:** @ebrimadibba\_  
**TWITTER:** @\_EbrimaDibba

*includes led, or shared team high; \* Carolina ONLY*

## 2023-24 GAME-BY-GAME

Opponent	Date	GS	MIN	Total		3-Pointers		Free throws		Rebounds				PF	A	TO	BLK	STL	PTS	AVG
				FG-FGA	PCT	3FG-3FGA	PCT	FT-FTA	PCT	OFF	DEF	TOT	AVG							
USC Upstate	11/06/2023		02:49	0-1	.000	0-0	.000	0-0	.000	0	0	0	0	0	1	1	0	0	0	0.0
<b>Totals</b>		<b>0</b>	<b>02:49</b>	<b>0-1</b>	<b>.000</b>	<b>0-0</b>	<b>.000</b>	<b>0-0</b>	<b>.000</b>	<b>0</b>	<b>0</b>	<b>0</b>	<b>0</b>	<b>0.0</b>	<b>1</b>	<b>1</b>	<b>0</b>	<b>0</b>	<b>0</b>	<b>0.0</b>

### Player Averages

Games Played	Minutes/game	Points/game	FG Pct	3FG Pct	FT Pct	Rebounds/game	Assists/game	Turnovers/game	Assist/Turnover ratio	Steals/game	Blocks/game
1	2.8	0.0	0.0	0.0	0.0	0.0	1.0	1.0	1.0	0.0	0.0

## PLAYER BIO

### 2023-24

- Experienced player who returns after suffering a season-ending achilles injury in summer workouts back in June of 2022

### PRE-SOUTH CAROLINA

- Played 90 games at Coastal Carolina and started 87 games
- Averaged 8.2 points, 5.2 assists and 4.8 rebounds per game over his four seasons as a Chanticleer
- Scored 10 or more points in 39 games in a Coastal Carolina uniform
- Assisted on 10 or more made baskets in five games, two of which notched him a double-double
- Earned a points/assists double-double on Feb. 2, 2019, against Louisiana and on Dec. 6, 2021, against Mercer
- Collected 10 or more rebounds on three different occasions, two of which clinched a double-double
- Earned a points/rebounds double-double against Georgia Southern on Feb. 21, 2021, and against March 7, 2021, against Appalachian State
- Scored a career-high 19 points against Utah on Nov. 21, 2019 and made seven of his 11 field goal attempts
- Dished a career-high 12 assists against Louisiana-Monroe on Dec. 30, 2021
- Swiped multiple steals in 34 games, including grabbing a career-high six steals on Dec. 3, 2021, against Columbia International
- Was named to the 2021 Sun Belt Conference Commissioner's List; was also named to the Coastal Carolina President's List in 2021 (4.0 GPA)

### PERSONAL

- Son of
- Has two brothers and two sisters
- Sport & entertainment management major
- Diehard fan of Chelsea Football Club; soccer is favorite sport other than basketball
- Close friends with Alexander Isak, striker for Newcastle United of the English Premier League
- Earliest basketball memory is playing with his big brother around 9-10 years old

## CAREER STATS

SEASON	TEAM	GP-GS	MIN/AVG	Field Goals		3-Point		F-Throws		Rebounds				Scoring						
				FG-FGA	FG%	3FG-3FGA	3FG%	FT-FTA	FT%	OFF	DEF	TOT	AVG	PF-FO	A	TO	BLK	STL	PTS	AVG
2018-19	CCU	26-24	797/30.6	74-163	.454	13-43	.302	60-78	.769	9	98	107	4.1	48-0	123	67	4	34	221	8.5
2019-20	CCU	6-6	183/30.5	23-52	.442	2-4	.500	17-18	.944	7	18	25	4.2	10-0	29	9	0	10	65	10.8
2020-21	CCU	26-26	856/32.9	70-160	.438	11-37	.297	45-60	.750	21	124	145	5.6	42-0	143	78	3	40	196	7.5
2021-22	CCU	32-31	1063/33.2	85-185	.459	11-31	.355	77-96	.802	19	133	152	4.8	55-1	173	92	0	45	258	8.1
2023-24	USC	1-0	3/2.8	0-1	.000	0-0	.000	0-0	.000	0	0	0	0.0	1-0	1	1	0	0	0	0.0
<b>TOTAL FOR USC</b>	<b>1-0</b>	<b>3/2.8</b>	<b>0-1</b>	<b>.000</b>	<b>0-0</b>	<b>.000</b>	<b>0-0</b>	<b>0-0</b>	<b>.000</b>	<b>0</b>	<b>0</b>	<b>0</b>	<b>0.0</b>	<b>1-0</b>	<b>1</b>	<b>1</b>	<b>0</b>	<b>0</b>	<b>0</b>	<b>0.0</b>
<b>TOTAL</b>	<b>91-87</b>	<b>2902/31.9</b>	<b>252-561</b>	<b>.449</b>	<b>37-115</b>	<b>.322</b>	<b>199-252</b>	<b>.790</b>	<b>56</b>	<b>373</b>	<b>429</b>	<b>4.7</b>	<b>156-1</b>	<b>469</b>	<b>247</b>	<b>7</b>	<b>129</b>	<b>740</b>	<b>8.1</b>	

1

# JACOBI WRIGHT

Jr. • Guard • 6-2 • 182 • Fort Mill, S.C. // Legacy Early College (Greenville, S.C.)

## CAREER HIGHS

### Single Game Highs

Statistic	Value
Points	18 at LSU 02/18/23, vs Alabama 02/22/23
Rebounds	6 vs Georgetown 12/05/21, vs Eastern Mich. 12/30/22
Assists	6 vs Georgetown 12/05/21
Steals	7 times
Blocks	1 vs Florida 01/15/22, vs Davidson 11/18/22
FG Made	7 vs Alabama 02/22/23
FG Attempts	12 vs USC Upstate 11/25/22
3FG Made	5 at LSU 02/18/23
3FG Attempts	8 at LSU 02/18/23
FT Made	5 vs Georgia 03/04/23
FT Attempts	8 vs Georgia 03/04/23

## SUPERLATIVES

	'23-24	Career
Double-figure scoring	2	13
Double-figure assists	-	-
Double-double	-	-
5+ assists	-	1
2+ steals	-	7
Team high scoring	-	-
Team high rebounding	-	-
Team high assists	1	19
Team high steals	3	9

includes led, or shared team high



**INSTAGRAM:** @\_jacobi

**TWITTER:** @JacobiWright

**TIKTOK:** @\_jacobiwright

## 2023-24 GAME-BY-GAME

Opponent	Date	GS	MIN	Total		3-Pointers		Free throws		Rebounds				PF	A	TO	BLK	STL	PTS	AVG
				FG-FGA	PCT	3FG-3FGA	PCT	FT-FTA	PCT	OFF	DEF	TOT	AVG							
USC Upstate	11/06/2023		20:49	4-7	.571	1-1	1.000	0-0	.000	1	2	3	3.0	1	2	1	0	0	9	9.0
vs Virginia Tech	11/10/2023		22:13	4-7	.571	1-2	.500	3-3	1.000	0	1	1	2.0	2	0	2	0	1	12	10.5
VMI	11/13/2023		25:29	3-7	.429	2-2	1.000	1-2	.500	0	3	3	2.3	2	2	1	0	1	9	10.0
vs DePaul	11/17/2023		24:27	2-5	.400	0-2	.000	2-2	1.000	0	3	3	2.5	2	2	2	0	0	6	9.0
vs Grand Canyon	11/19/2023		25:49	4-5	.800	0-0	.000	2-2	1.000	0	1	1	2.2	1	3	1	0	1	10	9.2
Notre Dame	11/28/2023		26:14	1-5	.200	1-2	.500	4-4	1.000	1	0	1	2.0	1	2	1	0	1	7	8.8
George Washington	12/01/2023		19:48	1-6	.167	1-3	.333	2-2	1.000	1	2	3	2.1	0	3	0	0	5	8.3	
at Clemson	12/06/2023		20:44	0-5	.000	0-2	.000	0-0	.000	0	1	1	2.0	0	1	1	0	0	7.3	
at East Carolina	12/09/2023		19:21	0-4	.000	0-4	.000	0-0	.000	1	2	3	2.1	0	3	1	0	0	6.4	
<b>Totals</b>		<b>0</b>	<b>204:54</b>	<b>19-51</b>	<b>.373</b>	<b>6-18</b>	<b>.333</b>	<b>14-15</b>	<b>.933</b>	<b>4</b>	<b>15</b>	<b>19</b>	<b>2.1</b>	<b>9</b>	<b>18</b>	<b>10</b>	<b>0</b>	<b>4</b>	<b>58</b>	<b>6.4</b>

### Player Averages

Games Played	Minutes/game	Points/game	FG Pct	3FG Pct	FT Pct	Rebounds/game	Assists/game	Turnovers/game	Assist/Turnover ratio	Steals/game	Blocks/game
9	22.8	6.4	37.3	33.3	93.3	2.1	2.0	1.1	1.8	0.4	0.0

## PLAYER BIO

### AWARDS/HONORS

- SEC Academic Honor Roll – 2021-22, 2022-23
- SEC Community Service Team – 2022

### 2023-24

### CAREER HIGHLIGHTS

- Became key contributor in sophomore campaign, playing in 32 games with 15 starts including the final nine games of the season
- Averaged 7.3 points, 2.1 rebounds and 1.8 assists per game ; scored in double figures nine times and dished out three or more assists on 10 occasions
- Came off the bench in rivalry win vs. Clemson (Nov. 11) and had 10 points, four rebounds and two assists
- Had 13 points off the bench in overtime game at Georgia (Jan. 28) ; was his first career SEC game in double figures
- Led the team to a comeback victory on the road at Ole Miss (Feb. 11) with 17 points, five rebounds and four assists ; nailed a go-ahead corner 3 with 44 seconds remaining in the 64-61 victory
- Led the team to victory again on the road with a career-high 18 points at LSU (Feb. 18) ; went 5-of-8 from behind the arc, marking career highs in both categories
- Scored 18 points again the ensuing game vs. No. 2/2 Alabama (Feb. 22) ; went 7-of-10 from the field and 4-for-4 at the free throw line in the back-and-forth, overtime thriller
- Appeared in 31 games making nine starts in first season on campus in 2021-22
- Averaged 3.4 points, 1.8 assists and 1.6 rebounds per game

### PERSONAL

- Son of Chris and Mikisha Wright ; has a younger sister, Kiana
- His advice to young people is "believe in yourself, or nobody else will, everyone's journey is different."
- Began playing basketball at the age of five
- Lists Devin Booker as his favorite professional basketball player
- A sport and entertainment management major

## CAREER STATS

SEASON	TEAM	GP-GS	MIN/AVG	Field Goals		3-Point		F-Throws		Rebounds				Scoring						
				FG-FGA	FG%	3FG-3FGA	3FG%	FT-FTA	FT%	OFF	DEF	TOT	AVG	PF-FO	A	TO	BLK	STL	PTS	AVG
2021-22	USC	30-9	465/15.5	36-113	.319	11-43	.256	20-28	.714	7	40	47	1.6	36-0	55	38	1	15	103	3.4
2022-23	USC	32-15	941/29.4	82-207	.396	28-80	.350	42-57	.737	14	53	67	2.1	56-0	57	31	1	17	234	7.3
2023-24	USC	9-0	205/22.8	19-51	.373	6-18	.333	14-15	.933	4	15	19	2.1	9-0	18	10	0	4	58	6.4
<b>TOTAL</b>		<b>71-24</b>	<b>1610/22.7</b>	<b>137-371</b>	<b>.369</b>	<b>45-141</b>	<b>.319</b>	<b>76-100</b>	<b>.760</b>	<b>25</b>	<b>108</b>	<b>133</b>	<b>1.9</b>	<b>101-0</b>	<b>130</b>	<b>79</b>	<b>2</b>	<b>36</b>	<b>395</b>	<b>5.6</b>

2

## B.J. MACK

Gr. • Forward • 6-8 • 260 • Charlotte, N.C. // Wofford

## CAREER HIGHS

## Single Game Highs

Statistic	Value
Points	28 at Gardner-Webb 12/08/21, at UNC Greensboro 02/12/23
Rebounds	13 at Gardner-Webb 12/08/21, vs VMI 11/13/23
Assists	6 vs Hampton 11/19/21
Steals	3 at Chattanooga 01/25/23, vs VMI 11/13/23
Blocks	2 8 times
FG Made	10 at Gardner-Webb 12/08/21, at ETSU 01/08/22
FG Attempts	20 at UNC Greensboro 02/12/23
3FG Made	5 at UNC Greensboro 02/12/23
3FG Attempts	8 4 times
FT Made	9 vs Samford 01/28/23, vs Grand Canyon 11/19/23
FT Attempts	11 at Gardner-Webb 12/08/21

## SUPERLATIVES

	'23-24	Career
Double-figure scoring	8	69
Double-figure rebounding	1	8
Double-double	1	8
5+ assists	-	3
2+ blocks	1	8
3+ steals	1	2
Team high scoring	2	2*
Team high rebounding	3	3*
Team high assists	-	-
Team high blocks	4	4*

includes led, or shared team high; \* Carolina ONLY



INSTAGRAM: @thebjmack

TWITTER: @thebjmack33

TIKTOK: @thebjmack

## 2023-24 GAME-BY-GAME

Opponent	Date	GS	MIN	Total		3-Pointers		Free throws		Rebounds				PF	A	TO	BLK	STL	PTS	AVG
				FG-FGA	PCT	3FG-3FGA	PCT	FT-FTA	PCT	OFF	DEF	TOT	AVG							
USC Upstate	11/06/2023	*	20:02	4-9	.444	3-6	.500	2-2	1.000	1	2	3	3	3	1	2	1	0	13	13.0
vs Virginia Tech	11/10/2023	*	25:46	9-16	.563	1-4	.250	0-1	.000	1	5	6	4	3	1	1	0	0	19	16.0
VMI	11/13/2023	*	28:52	5-11	.455	1-3	.333	6-7	.857	6	7	13	7	0	0	0	1	3	17	16.3
vs DePaul	11/17/2023	*	15:59	2-5	.400	0-3	.000	0-0	.000	0	1	1	5	4	1	4	0	0	4	13.3
vs Grand Canyon	11/19/2023	*	26:23	7-12	.583	4-7	.571	9-9	1.000	1	2	3	5	4	2	2	0	1	27	16.0
Notre Dame	11/28/2023	*	26:49	6-15	.400	1-5	.200	4-5	.800	1	3	4	5	2	2	0	0	1	17	16.2
George Washington	12/01/2023	*	24:09	7-13	.538	4-8	.500	2-2	1.000	1	2	3	4	1	1	0	2	1	20	16.7
at Clemson	12/06/2023	*	31:39	3-13	.231	0-6	.000	4-6	.667	1	6	7	5	2	1	2	1	0	10	15.9
at East Carolina	12/09/2023	*	27:42	4-11	.364	1-4	.250	4-7	.571	1	7	8	5	4	2	0	1	0	13	15.6
<b>Totals</b>			<b>9</b>	<b>227:22</b>	<b>47-105</b>	<b>.448</b>	<b>15-46</b>	<b>.326</b>	<b>31-39</b>	<b>.795</b>	<b>13</b>	<b>35</b>	<b>48</b>	<b>5.3</b>	<b>23</b>	<b>11</b>	<b>11</b>	<b>6</b>	<b>140</b>	<b>15.6</b>

## Player Averages

Games Played	Minutes/game	Points/game	FG Pct	3FG Pct	FT Pct	Rebounds/game	Assists/game	Turnovers/game	Assist/Turnover ratio	Steals/game	Blocks/game
9	25.3	15.6	44.8	32.6	79.5	5.3	1.2	1.2	1.0	0.7	0.7

## PLAYER BIO

## AWARDS/HONORS

- NABC First Team All-District (2022, 2023)
- First Team All-SoCon (2023)
- Second Team All-SoCon (2022)
- Arizona Tip-Off All-Tournament Team/MVP (2023)
- SoCon All-Tournament Team (2022)
- SoCon Academic Honor Roll (2022)

## 2023-24

- Had second 20 point game of season in blowout win over George Washington (Dec. 1) ; hit four 3s as team made school record 18 triples
- Named Arizona Tip-Off MVP after scoring 21 of his 27 points in the second half of the title game against Grand Canyon (Nov. 19) ; hit four 3s and went 9-for-9 at the FT line
- 17 points and 13 rebounds for 8th career double-double in 74-64 win over VMI (Nov. 13)
- Scored game-winning bucket with 20 sec. remaining in 79-77 win over Virginia Tech (Nov. 10) in the Hall of Fame Series at the Spectrum Center ; 15 of his 19 pts came in 2nd half

## CAREER HIGHLIGHTS

- In 85 games played (69 starts) in three seasons at Wofford (2020-23), Mack averaged 14.1 points, 5.2 rebounds and 1.5 assists per game
- Started all 32 games in 2022-23 and averaged 16.6 points, 5.6 rebounds and 1.4 assists per game
- Started all 32 games again in 2021-22, averaging 16.5 points, 6.1 rebounds and 2.2 assists per game ; shot 53.6 percent (199-of-371) from the field and 44.8 percent from 3 (39-of-87)
- Owned a career 50.6 (443-of-876) field goal percentage for the Terriers
- A threat from behind the arc, shot 36.6 percent (108-of-225) from distance in his three seasons at Wofford
- Shot a career-best 44.8 percent (39-of-87) from 3-point territory as a junior in 2021-22 ; also a career 82.1 percent (211-of-257) free throw shooter
- Began his college career at USF in 2019-20 and averaged 2.1 points and 1.2 rebounds per game in limited action for the Bulls
- Chose the Gamecocks over offers from Alabama, Iowa, Arkansas, LSU, Vanderbilt, Florida and Ole Miss

## PERSONAL

- Son of Brian and Larietta Mack – has a younger sister, Briah
- Graduated with a degree in sociology and anthropology from Wofford
- Two of his uncles helped construct the safe rooms at The White House
- Favorite food is Chipotle and favorite movie is Rush Hour 3
- Dream car is Lamborghini Urus truck

## CAREER STATS

SEASON	TEAM	GP-GS	MIN/AVG	Field Goals		3-Point		F-Throws		Rebounds				Scoring						
				FG-FGA	FG%	3FG-3FGA	3FG%	FT-FTA	FT%	OFF	DEF	TOT	AVG	PF-FO	A	TO	BLK	STL	PTS	AVG
2019-20	USF	19-0	142/7.5	15-34	.441	3-14	.214	6-6	1.000	5	18	23	1.2	13-0	1	4	3	2	39	2.1
2020-21	WOF	21-5	374/17.8	53-117	.453	17-53	.321	19-22	.864	21	49	70	3.3	44-1	14	24	9	8	142	6.8
2021-22	WOF	32-32	917/28.7	199-371	.536	39-87	.448	90-110	.818	74	123	197	6.2	66-0	70	78	17	20	527	16.5
2022-23	WOF	32-32	996/31.1	191-388	.492	52-155	.335	96-119	.807	36	142	178	5.6	53-0	44	45	14	19	530	16.6
2023-24	USC	9-9	227/25.3	47-105	.448	15-46	.326	31-39	.795	13	35	48	5.3	23-0	11	11	6	6	140	15.6
<b>TOTAL FOR USC</b>		<b>9-9</b>	<b>227/25.3</b>	<b>47-105</b>	<b>.448</b>	<b>15-46</b>	<b>.326</b>	<b>31-39</b>	<b>.795</b>	<b>13</b>	<b>35</b>	<b>48</b>	<b>5.3</b>	<b>23-0</b>	<b>11</b>	<b>11</b>	<b>6</b>	<b>6</b>	<b>140</b>	<b>15.6</b>
<b>TOTAL</b>		<b>113-78</b>	<b>2657/23.5</b>	<b>505-1015</b>	<b>.498</b>	<b>126-355</b>	<b>.355</b>	<b>242-296</b>	<b>.818</b>	<b>149</b>	<b>367</b>	<b>516</b>	<b>4.6</b>	<b>199-1</b>	<b>140</b>	<b>162</b>	<b>49</b>	<b>55</b>	<b>1378</b>	<b>12.2</b>



4

## STEPHEN CLARK

Gr. • Forward • 6-8 • 208 • Charlotte, N.C. // The Citadel

## CAREER HIGHS

## Single Game Highs

Statistic	Value
Points	28 vs Western Caro. 01/14/23
Rebounds	15 at South Carolina St. 11/28/21
Assists	8 5 times
Steals	4 vs Furman 02/15/23
Blocks	6 at Western Caro. 01/05/22
FG Made	11 vs Presbyterian 11/10/22, vs IUPUI 11/25/22, vs ETSU 01/11/23
FG Attempts	20 vs Western Caro. 01/14/23
3FG Made	2 5 times
3FG Attempts	5 vs VMI 02/02/23
FT Made	7 vs Western Caro. 01/14/23
FT Attempts	11 at Furman 01/04/23

## SUPERLATIVES

	'23-24	Career
Double-figure scoring	1	50
Double-figure rebounding	-	11
Double-double	-	11
5+ assists	-	19
3+ steals	-	8
2+ blocks	2	58
Team high scoring	-	-
Team high rebounding	-	-
Team high assists	-	-
Team high blocks	8	8*



INSTAGRAM: @stephen\_clark4

TWITTER: @stephen\_clark1

includes led, or shared team high; \* Carolina ONLY

## 2023-24 GAME-BY-GAME

Opponent	Date	GS	MIN	Total		3-Pointers		Free throws		Rebounds				PF	A	TO	BLK	STL	PTS	AVG	
				FG-FGA	PCT	3FG-3FGA	PCT	FT-FTA	PCT	OFF	DEF	TOT	AVG								
USC Upstate	11/06/2023	*	14:53	2-4	.500	0-0	.000	0-0	.000	0	2	2	2.0	2	2	4	1	0	4	4.0	
vs Virginia Tech	11/10/2023	*	12:10	1-3	.333	0-0	.000	0-0	.000	1	1	2	2.0	1	1	0	0	0	2	3.0	
VMI	11/13/2023	*	11:56	3-6	.500	1-2	.500	0-0	.000	0	2	2	2.0	3	1	1	0	7	4.3		
vs DePaul	11/17/2023	*	11:16	1-1	1.000	0-0	.000	0-0	.000	0	2	2	2.0	2	2	0	1	0	2	3.8	
vs Grand Canyon	11/19/2023	*	20:36	3-3	1.000	0-0	.000	0-0	.000	0	1	1	1.8	4	2	1	1	0	6	4.2	
Notre Dame	11/28/2023	*	05:13	0-0	.000	0-0	.000	0-0	.000	0	0	0	1.5	1	0	0	1	0	0	3.5	
George Washington	12/01/2023	*	08:42	0-0	.000	0-0	.000	0-0	.000	1	4	5	2.0	3	0	1	2	0	0	3.0	
at Clemson	12/06/2023	*	16:29	3-5	.600	1-2	.500	3-3	1.000	1	4	5	2.4	3	0	1	1	1	10	3.9	
at East Carolina	12/09/2023	*	14:12	0-3	.000	0-1	.000	1-2	.500	0	1	1	2.2	4	2	0	3	0	1	3.6	
<b>Totals</b>			<b>9</b>	<b>115:26</b>	<b>13-25</b>	<b>.520</b>	<b>2-5</b>	<b>.400</b>	<b>4-5</b>	<b>.800</b>	<b>3</b>	<b>17</b>	<b>20</b>	<b>2.2</b>	<b>23</b>	<b>10</b>	<b>8</b>	<b>11</b>	<b>1</b>	<b>32</b>	<b>3.6</b>

## Player Averages

Games Played	Minutes/game	Points/game	FG Pct	3FG Pct	FT Pct	Rebounds/game	Assists/game	Turnovers/game	Assist/Turnover ratio	Steals/game	Blocks/game
9	12.8	3.6	52.0	40.0	80.0	2.2	1.1	0.9	1.3	0.1	1.2

## PLAYER BIO

## AWARDS/HONORS

- SoCon Honor Roll (2019-20)

## 2023-24

- Has had a block in every game except for one this season
- Had season-high two blocks in blowout win over George Washington (Dec. 1) ; was his 57th career game with 2 or more blocks

## CAREER HIGHLIGHTS

- Played in 109 games, making 88 starts in four seasons at The Citadel (2019-23) ; had 48 career games in double figures
- Averaged 9.5 points, 5.1 rebounds, 2.6 assists and 1.8 blocks per game
- Scored 1,038 career points for the Bulldogs
- Shot 52.1 percent from the field for his career (428-of-821)
- Had the best season of his career as a senior in 2022-23, averaging 16.3 points, 6.5 rebounds, 2.8 assists and 1.8 blocks per game
- Logged 10, 20-point performances in final season in Charleston ; scored career-high 28 points in a 65-51 win over Western Carolina (1/14/23)
- Averaged 9.7 points, 6.1 rebounds, 3.6 assists and 2.4 blocks per game as a junior in 2021-22 ; shot 53.9 percent from the floor (125-of-232)

## PERSONAL

- Son of Drew and Missy Clark
- Graduated from The Citadel with a degree in mechanical engineering
- Favorite pregame meal is steak and potatoes
- Winning is what motivates him
- His biggest red flag in a person is if they are on social media too much

## CAREER STATS

SEASON	TEAM	GP-GS	MIN/AVG	Field Goals		3-Point		F-Throws		Rebounds				Scoring						
				FG-FGA	FG%	3FG-3FGA	3FG%	FT-FTA	FT%	OFF	DEF	TOT	AVG	PF-FO	A	TO	BLK	STL	PTS	AVG
2019-20	Cit	21-7	326/15.5	31-62	.500	3-19	.158	4-8	.500	11	29	40	1.9	27-0	23	24	16	8	69	3.3
2020-21	Cit	25-18	584/23.4	62-100	.620	2-12	.167	22-41	.537	30	86	116	4.6	49-0	53	41	46	19	148	5.9
2021-22	Cit	31-31	981/31.6	125-232	.539	10-35	.286	40-73	.548	41	147	188	6.1	96-4	112	72	75	19	300	9.7
2022-23	Cit	32-32	1106/34.6	210-427	.492	11-49	.224	90-134	.672	49	160	209	6.5	80-6	91	94	58	29	521	16.3
2023-24	USC	9-9	115/12.8	13-25	.520	2-5	.400	4-5	.800	3	17	20	2.2	23-0	10	8	11	1	32	3.6
<b>TOTAL FOR USC</b>		<b>9-9</b>	<b>115/12.8</b>	<b>13-25</b>	<b>.520</b>	<b>2-5</b>	<b>.400</b>	<b>4-5</b>	<b>.800</b>	<b>3</b>	<b>17</b>	<b>20</b>	<b>2.2</b>	<b>23-0</b>	<b>10</b>	<b>8</b>	<b>11</b>	<b>1</b>	<b>32</b>	<b>3.6</b>
<b>TOTAL</b>		<b>118-97</b>	<b>3113/26.4</b>	<b>441-846</b>	<b>.521</b>	<b>28-120</b>	<b>.233</b>	<b>160-261</b>	<b>.613</b>	<b>134</b>	<b>439</b>	<b>573</b>	<b>4.9</b>	<b>275-10</b>	<b>289</b>	<b>239</b>	<b>206</b>	<b>76</b>	<b>1070</b>	<b>9.1</b>

5

## MEECHIE JOHNSON

Jr. • Guard • 6-2 • 184 • Cleveland, Ohio // Ohio State

## CAREER HIGHS

## Single Game Highs

Statistic	Value
Points	29 vs Notre Dame 11/28/23
Rebounds	8 vs George Washington 12/01/23
Assists	8 at Georgetown 12/03/22
Steals	4 vs Bowling Green 11/15/21
Blocks	1 6 times
FG Made	9 at Kentucky 01/10/23, vs Notre Dame 11/28/23, vs George Washington 12/01/23
FG Attempts	18 vs Alabama 02/22/23
3FG Made	6 vs Western Ky. 12/22/22, at Kentucky 01/10/23, at Clemson 12/06/23
3FG Attempts	11 vs Western Ky. 12/22/22
FT Made	8 vs Georgia 03/04/23
FT Attempts	11 vs Georgia 03/04/23, vs DePaul 11/17/23

## SUPERLATIVES

	'23-24	Career
Double-figure scoring	8	30
Double-figure assists	-	-
Double-double	-	-
5+ assists	1	9
3+ steals	1	3
Team high scoring	6	13*
Team high rebounding	3	4*
Team high assists	2	21*
Team high steals	4	13*

includes led, or shared team high; \* Carolina ONLY



INSTAGRAM: @meechie.1

TWITTER: @MeechieJohnson0

TIKTOK: @meechie.1

## 2023-24 GAME-BY-GAME

Opponent	Date	GS	MIN	Total		3-Pointers		Free throws		Rebounds				PF	A	TO	BLK	STL	PTS	AVG
				FG-FGA	PCT	3FG-3FGA	PCT	FT-FTA	PCT	OFF	DEF	TOT	AVG							
USC Upstate	11/06/2023	*	25:03	4-5	.800	2-2	1.000	5-8	.625	0	5	5	5.0	3	3	2	0	1	15	15.0
vs Virginia Tech	11/10/2023	*	28:40	4-8	.500	1-4	.250	2-2	1.000	0	4	4	4.5	1	5	4	0	0	11	13.0
VMI	11/13/2023	*	22:39	4-16	.250	1-6	.167	4-7	.571	1	1	2	3.7	1	0	1	0	1	13	13.0
vs DePaul	11/17/2023	*	28:47	8-16	.500	1-7	.143	7-11	.636	2	3	5	4.0	5	1	1	0	2	24	15.8
vs Grand Canyon	11/19/2023	*	31:31	4-10	.400	1-3	.333	0-0	.000	0	6	6	4.4	2	2	3	0	0	9	14.4
Notre Dame	11/28/2023	*	34:55	9-15	.600	4-9	.444	7-8	.875	0	5	5	4.5	4	1	1	0	1	29	16.8
George Washington	12/01/2023	*	28:14	9-16	.563	5-7	.714	1-1	1.000	1	7	8	5.0	1	0	0	1	1	24	17.9
at Clemson	12/06/2023	*	29:57	8-16	.500	6-10	.600	4-4	1.000	2	1	3	4.8	1	4	1	0	3	26	18.9
at East Carolina	12/09/2023	*	27:28	5-8	.625	1-4	.250	4-4	1.000	0	1	1	4.3	2	2	2	0	1	15	18.4
<b>Totals</b>			<b>9 257:15</b>	<b>55-110</b>	<b>.500</b>	<b>22-52</b>	<b>.423</b>	<b>34-45</b>	<b>.756</b>	<b>6</b>	<b>33</b>	<b>39</b>	<b>4.3</b>	<b>20</b>	<b>18</b>	<b>15</b>	<b>1</b>	<b>10</b>	<b>166</b>	<b>18.4</b>

## Player Averages

Games Played	Minutes/game	Points/game	FG Pct	3FG Pct	FT Pct	Rebounds/game	Assists/game	Turnovers/game	Assist/Turnover ratio	Steals/game	Blocks/game
9	28.6	18.4	50.0	42.3	75.6	4.3	2.0	1.7	1.2	1.1	0.1

## PLAYER BIO

## AWARDS/HONORS

- SEC Academic Honor Roll – 2022-23
- Big Ten Academic Honor Roll – 2021-22

## 2023-24

- Double-figures in six of seven games to start the season with a team-leading three games with 20 or more points; team is 6-1 last two seasons when he scores 20 or more
- His 48.8 percent FG percentage is a career-high so far this season
- Led team with 24 points in blowout win over George Washington (Dec. 1); hit five 3s as team made school record 18 triples; also led the team with eight rebounds in the game
- Had career-high 29 points in ACC/SEC Challenge win over Notre Dame (Nov. 28); hit four 3s in the game

## CAREER HIGHLIGHTS

- Played in 30 games, making 29 starts in first season on campus in 2022-23; was team's second leading scorer, averaging 12.7 points per game; led the Gamecocks averaging 3.6 assists per contest, which ranked eighth in the SEC
- Scored in double figures 20 times with four 20-point performances (team 3-1 in those games); had 15 games with four or more assists
- Only player on the team to start all 18 SEC games and led the team in scoring (13.7 ppg) and assists (3.5 apg)
- Shot 32.7 percent (70-of-214) and was one of eight players in the SEC to make 70 3s on the year; had 11 games with three or more makes from behind the arc
- Led the team with a 76.3 percent (58-of-76) clip at the free throw line; was 44-of-50 (88.0 percent) at the line in SEC play
- After a slow start to the year, burst onto the scene with 17 points, eight assists and seven rebounds in a comeback road win in overtime at Georgetown (12/3/22); hit the game-winning 3 with 25.9 seconds to go as Carolina prevailed, 74-71; would go on to score in double-figures nine straight games
- Had 25 points and six rebounds in a victory over Western Kentucky (12/22/22); knocked down a career-high six 3s
- Scored then career-high 26 points to lead the team to a 71-68, wire-to-wire victory at Kentucky (1/10/23); went 9-of-16 from the field and knocked down six triples again; also had six rebounds and six assists; became the first Gamecock since All-American Sindarius Thornwell (in 2017) with 25, five and five in a game; was the team's first win at Rupp Arena since 2009 and snapped a 28-game home win streak

## PERSONAL

- Son of Meechie Johnson Sr. and Mannuella Cooper
- Full name is Demterius Johnson but goes by Meechie
- Enjoys spending time with family and attending church
- Has 93.4K followers on TikTok
- Enjoys spending time with his Golden Doodle, Nemo

## CAREER STATS

SEASON	TEAM	GP-GS	MIN/AVG	Field Goals		3-Point		F-Throws		Rebounds				Scoring						
				FG-FGA	FG%	3FG-3FGA	3FG%	FT-FTA	FT%	OFF	DEF	TOT	AVG	PF-FO	A	TO	BLK	STL	PTS	AVG
2020-21	OSU	17-0	100/5.9	7-18	.389	6-12	.500	1-6	.167	1	6	7	0.4	6-0	3	5	1	3	21	1.2
2021-22	OSU	26-5	461/17.7	37-120	.308	27-84	.321	14-19	.737	8	32	40	1.5	40-0	31	35	3	17	115	4.4
2022-23	USC	30-29	999/33.3	126-349	.361	70-214	.327	58-76	.763	19	91	110	3.7	52-1	109	72	1	22	380	12.7
2023-24	USC	9-9	257/28.6	55-110	.500	22-52	.423	34-45	.756	6	33	39	4.3	20-1	18	15	1	10	166	18.4
<b>TOTAL FOR USC</b>		<b>39-38</b>	<b>1257/32.2</b>	<b>181-459</b>	<b>.394</b>	<b>92-266</b>	<b>.346</b>	<b>92-121</b>	<b>.760</b>	<b>25</b>	<b>124</b>	<b>149</b>	<b>3.8</b>	<b>72-2</b>	<b>127</b>	<b>87</b>	<b>2</b>	<b>32</b>	<b>546</b>	<b>14.0</b>
<b>TOTAL</b>		<b>82-43</b>	<b>1818/22.2</b>	<b>225-597</b>	<b>.377</b>	<b>125-362</b>	<b>.345</b>	<b>107-146</b>	<b>.733</b>	<b>34</b>	<b>162</b>	<b>196</b>	<b>2.4</b>	<b>118-2</b>	<b>161</b>	<b>127</b>	<b>6</b>	<b>52</b>	<b>682</b>	<b>8.3</b>

# 10

# MYLES STUTE *STEW-tee*

Jr. • Guard • 6-6 • 209 • Washington, D.C. // Vanderbilt

### CAREER HIGHS

#### Single Game Highs

Statistic	Value
Points	22 at Texas A&M 01/28/23
Rebounds	11 vs Southern Miss. 11/11/22
Assists	3 vs Arkansas 01/14/23, vs VMI 11/13/23, vs George Washington 12/01/23
Steals	4 vs Winthrop 11/20/21
Blocks	2 vs Mississippi Val. 11/29/21
FG Made	7 4 times
FG Attempts	15 at Texas A&M 01/28/23
3FG Made	7 at Temple 11/15/22, at Texas A&M 01/28/23
3FG Attempts	14 at Texas A&M 01/28/23
FT Made	8 vs Arkansas 01/14/23
FT Attempts	8 vs South Carolina 01/08/22, vs Arkansas 01/14/23, vs VMI 11/13/23

### SUPERLATIVES

	'23-24	Career
Double-figure scoring	6	36
Double-figure rebounding	-	1
Double-figure assists	-	-
Double-double	-	1
5+ assists	-	-
3+ steals	-	2
Team high scoring	2	2*
Team high rebounding	-	-
Team high assists	-	-
Team high steals	1	1*



INSTAGRAM: @mylexstute

TWITTER: @mylexstute

TIKTOK: @mylexstute

includes led, or shared team high; \* Carolina ONLY

### 2023-24 GAME-BY-GAME

Opponent	Date	GS	MIN	Total		3-Pointers		Free throws		Rebounds				PF	A	TO	BLK	STL	PTS	AVG	
				FG-FGA	PCT	3FG-3FGA	PCT	FT-FTA	PCT	OFF	DEF	TOT	AVG								
USC Upstate	11/06/2023	*	19:33	4-7	.571	2-3	.667	0-0	.000	2	4	6	6.0	2	1	1	0	2	10	10.0	
vs Virginia Tech	11/10/2023	*	34:36	7-11	.636	5-6	.833	2-2	1.000	3	2	5	5.5	3	0	1	0	0	21	15.5	
VMI	11/13/2023	*	28:01	2-7	.286	1-4	.250	5-8	.625	2	3	5	5.3	0	3	1	1	1	10	13.7	
vs DePaul	11/17/2023	*	29:36	3-7	.429	1-3	.333	0-0	.000	0	5	5	5.3	1	1	2	0	0	7	12.0	
vs Grand Canyon	11/19/2023	*	25:08	5-9	.556	1-4	.250	1-2	.500	0	2	2	4.6	4	1	0	0	1	12	12.0	
Notre Dame	11/28/2023	*	16:39	0-5	.000	0-4	.000	1-4	.250	1	0	1	4.0	2	0	2	1	0	1	10.2	
George Washington	12/01/2023	*	29:30	5-11	.455	1-4	.250	0-0	.000	2	2	4	4.0	1	3	0	0	1	11	10.3	
at Clemson	12/06/2023	*	24:18	1-8	.125	1-5	.200	1-2	.500	0	4	4	4.0	3	2	1	0	1	4	9.5	
at East Carolina	12/09/2023	*	27:15	5-9	.556	3-5	.600	2-3	.667	2	1	3	3.9	2	1	2	0	0	15	10.1	
<b>Totals</b>			<b>9</b>	<b>234:36</b>	<b>32-74</b>	<b>.432</b>	<b>15-38</b>	<b>.395</b>	<b>12-21</b>	<b>.571</b>	<b>12</b>	<b>23</b>	<b>35</b>	<b>3.9</b>	<b>18</b>	<b>12</b>	<b>10</b>	<b>2</b>	<b>6</b>	<b>91</b>	<b>10.1</b>

#### Player Averages

Games Played	Minutes/game	Points/game	FG Pct	3FG Pct	FT Pct	Rebounds/game	Assists/game	Turnovers/game	Assist/Turnover ratio	Steals/game	Blocks/game
9	26.1	10.1	43.2	39.5	57.1	3.9	1.3	1.1	1.2	0.7	0.2

### PLAYER BIO

#### AWARDS/HONORS

- SEC Academic Honor Roll – 2022-23

#### 2023-24

- Double-figures in five of seven games to start the season
- Led team with 21 points in 79-77 win over Virginia Tech (Nov. 10) in the Hall of Fame Series at the Spectrum Center; went 5-of-6 from downtown in the game

#### CAREER HIGHLIGHTS

- Played in 91 games in three seasons at Vanderbilt (2020-23), making 59 starts
- Averaged 7.4 points and 3.7 rebounds per game in 22.6 minutes per contest
- Logged the best season of his career to date in 2022-23, averaging 8.4 points and 4.6 rebounds in 34 games (26 starts); his 74 made 3s were T-6th most in the league with Kentucky's Antonio Reeves
- Scored in double figures 14 times during the 2022-23 season with three 20-point performances; made 3 or more 3s on 14 occasions as will and had two games where he knocked down seven 3s: at Temple (11/15/22) and at Texas A&M (1/28/23)
- Was 78-of-183 from deep as a junior in 2021-22, leading the SEC in 3-point field goal percentage
- He averaged 8.3 points and 3.7 rebounds and tied the single-season school record for games played at 36; was one of just two players on the team to play in all 36 contests

#### PERSONAL

- Son of Natalie and Will Stute; has an older brother, Kai, and two younger brothers: Malik and Malcom
- Mother was a bowler at Florida A&M and grandfather, Melvin Henderson, played football at Minnesota
- Born in Minneapolis, Minn.
- Has close bond with former Gamecock point guard and fellow D.C. native, Tre' Kelley (2003-07)
- Go-to food spot is Chipotle and always orders a bowl
- Played bass cello growing up and first job was a custodian at the neighborhood barbershop when he was 11-years-old

### CAREER STATS

SEASON	TEAM	GP-GS	MIN/AVG	Field Goals		3-Point		F-Throws		Rebounds				Scoring						
				FG-FGA	FG%	3FG-3FGA	3FG%	FT-FTA	FT%	OFF	DEF	TOT	AVG	PF-FO	A	TO	BLK	STL	PTS	AVG
2020-21	Vandy	21-3	315/15.0	22-76	.289	18-63	.286	19-25	.760	12	37	49	2.3	25-0	11	17	2	6	81	3.9
2021-22	Vandy	36-30	865/24.0	99-221	.448	79-183	.432	29-42	.690	27	105	132	3.7	85-1	13	25	10	24	306	8.5
2022-23	Vandy	34-26	874/25.7	93-268	.347	74-205	.361	24-36	.667	29	127	156	4.6	79-1	19	45	4	19	284	8.4
2023-24	USC	9-9	235/26.1	32-74	.432	15-38	.395	12-21	.571	12	23	35	3.9	18-0	12	10	2	6	91	10.1
<b>TOTAL FOR USC</b>		<b>9-9</b>	<b>235/26.1</b>	<b>32-74</b>	<b>.432</b>	<b>15-38</b>	<b>.395</b>	<b>12-21</b>	<b>.571</b>	<b>12</b>	<b>23</b>	<b>35</b>	<b>3.9</b>	<b>18-0</b>	<b>12</b>	<b>10</b>	<b>2</b>	<b>6</b>	<b>91</b>	<b>10.1</b>
<b>TOTAL</b>		<b>100-68</b>	<b>2289/22.9</b>	<b>246-639</b>	<b>.385</b>	<b>186-489</b>	<b>.380</b>	<b>84-124</b>	<b>.677</b>	<b>80</b>	<b>292</b>	<b>372</b>	<b>3.7</b>	<b>207-2</b>	<b>55</b>	<b>97</b>	<b>18</b>	<b>55</b>	<b>762</b>	<b>7.6</b>



# 12

# ZACHARY DAVIS

So. • Guard • 6-7 • 194 • Orangeburg, S.C. // Denmark-Olar (Denmark, S.C.)

## CAREER HIGHS

### Single Game Highs

Statistic	Value
Points	13 vs Texas A&M 01/14/23
Rebounds	8 vs USC Upstate 11/06/23
Assists	2 6 times
Steals	3 vs Alabama 02/22/23, vs Georgia 03/04/23, vs USC Upstate 11/06/23
Blocks	2 vs Tennessee 01/07/23
FG Made	4 vs Texas A&M 01/14/23
FG Attempts	8 vs USC Upstate 11/25/22
3FG Made	2 vs Alabama 02/22/23, vs DePaul 11/17/23
3FG Attempts	5 vs USC Upstate 11/25/22
FT Made	4 vs Texas A&M 01/14/23
FT Attempts	5 vs Texas A&M 01/14/23

## SUPERLATIVES

	'23-24	Career
Double-figure scoring	1	2
Double-figure rebounding	-	-
Double-figure assists	-	-
Double-double	-	-
5+ assists	-	1
3+ steals	1	3
Team high scoring	-	1
Team high rebounding	1	1
Team high assists	-	2
Team high steals	5	14



INSTAGRAM: @therealzlo

TWITTER: @ZacharyDavis12\_

TIKTOK: @zlo.12

includes led, or shared team high

## 2023-24 GAME-BY-GAME

Opponent	Date	GS	MIN	Total		3-Pointers		Free throws		Rebounds				PF	A	TO	BLK	STL	PTS	AVG
				FG-FGA	PCT	3FG-3FGA	PCT	FT-FTA	PCT	OFF	DEF	TOT	AVG							
USC Upstate	11/06/2023		21:37	2-5	.400	0-1	.000	0-0	.000	2	6	8	8.0	0	0	0	0	3	4	4.0
vs Virginia Tech	11/10/2023		17:31	0-1	.000	0-1	.000	0-0	.000	0	0	0	4.0	1	0	0	1	1	0	2.0
vs DePaul	11/17/2023		18:46	3-6	.500	2-3	.667	2-4	.500	1	2	3	3.7	1	0	2	0	1	10	4.7
vs Grand Canyon	11/19/2023		12:10	2-4	.500	1-2	.500	0-0	.000	0	0	0	2.8	3	1	0	0	0	5	4.8
Notre Dame	11/28/2023		29:18	0-1	.000	0-1	.000	0-0	.000	0	4	4	3.0	2	2	0	1	1	0	3.8
George Washington	12/01/2023		22:36	2-5	.400	1-3	.333	0-2	.000	1	2	3	3.0	1	2	0	0	2	5	4.0
at Clemson	12/06/2023		22:07	2-4	.500	1-3	.333	0-0	.000	0	5	5	3.3	1	1	0	0	0	5	4.1
at East Carolina	12/09/2023		21:52	3-5	.600	1-2	.500	2-2	1.000	0	5	5	3.5	2	0	1	0	1	9	4.8
<b>Totals</b>			<b>0 165:58</b>	<b>14-31</b>	<b>.452</b>	<b>6-16</b>	<b>.375</b>	<b>4-8</b>	<b>.500</b>	<b>4</b>	<b>24</b>	<b>28</b>	<b>3.5</b>	<b>11</b>	<b>6</b>	<b>3</b>	<b>2</b>	<b>9</b>	<b>38</b>	<b>4.8</b>

### Player Averages

Games Played	Minutes/game	Points/game	FG Pct	3FG Pct	FT Pct	Rebounds/game	Assists/game	Turnovers/game	Assist/Turnover ratio	Steals/game	Blocks/game
8	20.7	4.8	45.2	37.5	50.0	3.5	0.8	0.4	2.0	1.1	0.3

## PLAYER BIO

### AWARDS/HONORS

#### 2023-24

- Led team with eight rebounds and three steals in season-opening win vs. USC Upstate (Nov. 6)
- Missed the VMI game (Nov. 13) due to illness

### CAREER HIGHLIGHTS

- Appeared in 30 games making a pair of starts ; averaged 2.2 points, 2.2 rebounds and 0.7 assists per game while shooting 38.2 percent (26-of-68) from the floor
- Made his Gamecock debut in a season-opening win vs. SC State (Nov. 8) ; scored four points and pulled down three rebounds in 19 minutes of action
- Started for the first time in a 68-53 win vs. USC Upstate (Nov. 25) and finished the game with seven points, four rebounds and an assist
- Started for the first time in SEC play vs. Texas A&M (Jan. 14) and had a season-high 13 points in 22 minutes ; went 4-of-6 from the field in what was his only game in double figures on the season
- Had six points, five rebounds (season high) and three steals (season high) in 26 minutes (season high) during a tough 78-76, overtime loss vs. No. 2/2 Alabama (Feb. 22)

### PERSONAL

- Son of Hercules and Karla Davis – has an older sister, Danielle
- Dad was his high school coach at Denmark-Olar
- Earned a spot on the A-B honor roll every year of high school
- Thinks he can beat coach Paris in HORSE but that it would be a 'good game'
- Shrimp alfredo is favorite meal and go-to spot for a meal is Zaxby's
- Mass communication major

## CAREER STATS

SEASON	TEAM	GP-GS	MIN/AVG	Field Goals		3-Point		F-Throws		Rebounds				Scoring						
				FG-FGA	FG%	3FG-3FGA	3FG%	FT-FTA	FT%	OFF	DEF	TOT	AVG	PF-FO	A	TO	BLK	STL	PTS	AVG
2022-23	USC	30-2	418/13.9	26-68	.382	6-35	.171	8-12	.667	16	51	67	2.2	33-0	22	18	5	21	66	2.2
2023-24	USC	8-0	166/20.7	14-31	.452	6-16	.375	4-8	.500	4	24	28	3.5	11-0	6	3	2	9	38	4.8
<b>TOTAL</b>		<b>38-2</b>	<b>584/15.4</b>	<b>40-99</b>	<b>.404</b>	<b>12-51</b>	<b>.235</b>	<b>12-20</b>	<b>.600</b>	<b>20</b>	<b>75</b>	<b>95</b>	<b>2.5</b>	<b>44-0</b>	<b>28</b>	<b>21</b>	<b>7</b>	<b>30</b>	<b>104</b>	<b>2.7</b>

# 14

# ELI SPARKMAN

So. • Guard • 6-0 • 160 • Cleveland, Tenn. // Baylor School (Chattanooga, Tenn.)

## CAREER HIGHS

### Single Game Highs

Statistic	Value
Points	6 at Mississippi St. 02/28/23
Rebounds	3 vs VMI 11/13/23
Assists	1 vs South Carolina St. 11/08/22, vs Colorado St. 11/17/22, at George Washington 11/30/22
Steals	1 vs Colorado St. 11/17/22, vs Texas A&M 01/14/23, vs Ole Miss 03/08/23
FG Made	2 at Mississippi St. 02/28/23
FG Attempts	3 at Mississippi St. 02/28/23
3FG Made	2 at Mississippi St. 02/28/23
3FG Attempts	3 at Mississippi St. 02/28/23
FT Made	2 vs Colorado St. 11/17/22, vs USC Upstate 11/06/23
FT Attempts	2 vs Colorado St. 11/17/22, vs USC Upstate 11/06/23

## SUPERLATIVES

	'23-24	Career
Double-figure scoring	-	-
Double-figure assists	-	-
Double-double	-	-
5+ assists	-	-
2+ steals	-	-
Team high scoring	-	-
Team high rebounding	-	-
Team high assists	-	-
Team high steals	-	-

includes led, or shared team high



**INSTAGRAM:** @elisparkmann  
**TWITTER:** @SparkmanEli  
**TIKTOK:** @sparkyyyyyyyyyy

## 2023-24 GAME-BY-GAME

Opponent	Date	GS	MIN	Total		3-Pointers		Free throws		Rebounds				PF	A	TO	BLK	STL	PTS	AVG
				FG-FGA	PCT	3FG-3FGA	PCT	FT-FTA	PCT	OFF	DEF	TOT	AVG							
USC Upstate	11/06/2023		08:29	0-1	.000	0-1	.000	2-2	1.000	0	1	1	1.0	0	0	1	0	0	2	2.0
VMI	11/13/2023		09:25	1-2	.500	0-1	.000	0-0	.000	1	2	3	2.0	1	0	0	0	0	2	2.0
George Washington	12/01/2023		01:16	0-1	.000	0-1	.000	0-0	.000	0	0	0	1.3	0	0	0	0	0	1.3	
<b>Totals</b>		<b>0</b>	<b>19:10</b>	<b>1-4</b>	<b>.250</b>	<b>0-3</b>	<b>.000</b>	<b>2-2</b>	<b>1.000</b>	<b>1</b>	<b>3</b>	<b>4</b>	<b>1.3</b>	<b>1</b>	<b>0</b>	<b>1</b>	<b>0</b>	<b>0</b>	<b>4</b>	<b>1.3</b>

### Player Averages

Games Played	Minutes/game	Points/game	FG Pct	3FG Pct	FT Pct	Rebounds/game	Assists/game	Turnovers/game	Assist/Turnover ratio	Steals/game	Blocks/game
3	6.4	1.3	25.0	0.0	100.0	1.3	0.0	0.3	0.0	0.0	0.0

## PLAYER BIO

### AWARDS/HONORS

- SEC Academic Honor Roll (2022-23)

### 2023-24

### CAREER HIGHLIGHTS

- Joined the Gamecocks as a walk-on prior to the start of the academic year in 2022-23
- Appeared in 12 games (eight in SEC play) off the bench, averaging 1.4 points in 6.2 minutes per game ; 15 of his 17 points came from behind the arc ; also logged three assists and three steals
- Made his debut in Garnet & Black in season opening win vs. SC State (Nov. 8) ; logged three minutes and dished out an assist
- Scored his first career points with a pair of free throws vs. Colorado State (Nov. 17) in the team's opening game of the Charleston Classic
- Made a 3-pointer in four of the team's final five games of the season
- Played season-high 11 minutes at Mississippi State (Feb. 28) and knocked down a pair of 3s for a season-high six points
- Saw 10 minutes of action in the opening game of the SEC Tournament vs. Ole Miss (March 8) ; had three points and a steal

### PERSONAL

- Son of Jon and Libby Sparkman
- Has an older brother, Ben, who was his high school teammate at the Baylor School
- Born on Jan. 23, 2004
- International business major

## CAREER STATS

SEASON	TEAM	GP-GS	MIN/AVG	Field Goals		3-Point		F-Throws		Rebounds				Scoring						
				FG-FGA	FG%	3FG-3FGA	3FG%	FT-FTA	FT%	OFF	DEF	TOT	AVG	PF-FO	A	TO	BLK	STL	PTS	AVG
2022-23	USC	12-0	74/6.2	5-10	.500	5-8	.625	2-2	1.000	2	6	8	0.7	6-0	3	2	0	3	17	1.4
2023-24	USC	3-0	19/6.4	1-4	.250	0-3	.000	2-2	1.000	1	3	4	1.3	1-0	0	1	0	0	4	1.3
<b>TOTAL</b>		<b>15-0</b>	<b>93/6.2</b>	<b>6-14</b>	<b>.429</b>	<b>5-11</b>	<b>.455</b>	<b>4-4</b>	<b>1.000</b>	<b>3</b>	<b>9</b>	<b>12</b>	<b>0.8</b>	<b>7-0</b>	<b>3</b>	<b>3</b>	<b>0</b>	<b>3</b>	<b>21</b>	<b>1.4</b>

# 15

# MORRIS UGUSUK *000-gah-SUK*

Fr. • Guard • 6-4 • 160 • Helsinki, Finland // DRIVE Academy

## CAREER HIGHS

### Single Game Highs

Statistic	Value
Points	6 vs George Washington 12/01/23
Rebounds	2 vs VMI 11/13/23
Assists	3 vs USC Upstate 11/06/23
Steals	2 vs VMI 11/13/23
Blocks	1 vs Virginia Tech 11/10/23, vs DePaul 11/17/23
FG Made	2 vs USC Upstate 11/06/23, vs George Washington 12/01/23
FG Attempts	9 vs VMI 11/13/23
3FG Made	2 vs George Washington 12/01/23
3FG Attempts	3 vs USC Upstate 11/06/23, vs VMI 11/13/23, vs George Washington 12/01/23
FT Attempts	1 vs USC Upstate 11/06/23

## SUPERLATIVES

'23-24

Double-figure scoring	-
Double-figure assists	-
5+ assists	-
2+ steals	-
2+ blocks	-
Team high scoring	-
Team high assists	-
Team high blocks	2
Team high steals	-

includes led, or shared team high



**INSTAGRAM:** @morrisugusuk

**TWITTER:** @morris\_ugusuk

**TIKTOK:** @morrisugusuk23

## 2023-24 GAME-BY-GAME

Opponent	Date	GS	MIN	Total		3-Pointers		Free throws		Rebounds				PF	A	TO	BLK	STL	PTS	AVG
				FG-FGA	PCT	3FG-3FGA	PCT	FT-FTA	PCT	OFF	DEF	TOT	AVG							
USC Upstate	11/06/2023		20:14	2-5	.400	1-3	.333	0-1	.000	0	1	1	1.0	1	3	1	0	0	5	5.0
vs Virginia Tech	11/10/2023		12:24	0-0	.000	0-0	.000	0-0	.000	0	1	1	1.0	1	2	1	1	0	0	2.5
VMI	11/13/2023		24:10	2-9	.222	1-3	.333	0-0	.000	1	1	2	1.3	0	1	2	0	2	5	3.3
vs DePaul	11/17/2023		16:11	0-1	.000	0-1	.000	0-0	.000	0	0	0	1.0	0	0	1	1	0	0	2.5
vs Grand Canyon	11/19/2023		05:54	0-0	.000	0-0	.000	0-0	.000	0	1	1	1.0	0	0	0	0	0	0	2.0
Notre Dame	11/28/2023		12:03	0-1	.000	0-1	.000	0-0	.000	1	0	1	1.0	0	0	0	0	0	0	1.7
George Washington	12/01/2023		14:03	2-3	.667	2-3	.667	0-0	.000	1	0	1	1.0	0	0	1	0	0	6	2.3
at East Carolina	12/09/2023		09:48	1-2	.500	1-2	.500	0-0	.000	0	0	0	0.9	1	0	0	0	0	3	2.4
<b>Totals</b>		<b>0</b>	<b>114:46</b>	<b>7-21</b>	<b>.333</b>	<b>5-13</b>	<b>.385</b>	<b>0-1</b>	<b>.000</b>	<b>3</b>	<b>4</b>	<b>7</b>	<b>0.9</b>	<b>3</b>	<b>6</b>	<b>6</b>	<b>2</b>	<b>2</b>	<b>19</b>	<b>2.4</b>

### Player Averages

Games Played	Minutes/game	Points/game	FG Pct	3FG Pct	FT Pct	Rebounds/game	Assists/game	Turnovers/game	Assist/Turnover ratio	Steals/game	Blocks/game
8	14.3	2.4	33.3	38.5	0.0	0.9	0.8	0.8	1.0	0.3	0.3

## PLAYER BIO

### 2023-24

- Talented first-year player expected to be vital piece off the Gamecocks' bench this season
- Had career-high six points in blowout win over George Washington (Dec. 1); hit pair of 3s as team knocked down school record 18 triples in the game
- Scored his first career points as a Gamecock in team's season-opening win over USC Upstate (Nov. 6); finished the 82-59 blowout with five points and three assists in 20 minutes

### PRE-SOUTH CAROLINA

- Averaged 17.2 points, 5.3 assists, 4.3 rebounds and 2.2 steals per game in final season playing for Drive Basketball Academy
- Played for Pantterit Helsinki in the Finnish 1st Division and averaged 12.0 points, 2.8 assists and 2.8 rebounds in five games; shot 58.5 percent from the floor and 60.0 percent from behind the arc; team was undefeated in his five appearances for the club
- Represented his home country at the 2022 FIBA U18 European Championship
- Averaged 9.1 points, 3.1 rebounds, 2.9 assists and 1.7 steals per game in the tournament; was efficient as he played just 19.7 minutes per game in seven appearances helping Finland to a third-place finish
- Teammates at DRIVE Academy with Gamecock signee Okku Federiko

### PERSONAL

- Son of Michael Ugusuk and Sunday Lado
- Has two older sisters, Sara and Maklin, and a younger sister Gloria
- List mac and cheese as his favorite food
- Favorite pro players to watch/learn from are Kyrie Irving, Shai Gilgeous-Alexander and LeBron James
- Greece is favorite vacation spot
- Chose South Carolina because it felt like HOME
- Mass communications major

## CAREER STATS

SEASON	TEAM	GP-GS	MIN/AVG	Field Goals		3-Point		F-Throws		Rebounds				Scoring						
				FG-FGA	FG%	3FG-3FGA	3FG%	FT-FTA	FT%	OFF	DEF	TOT	AVG	PF-FO	A	TO	BLK	STL	PTS	AVG
2023-24	USC	8-0	115/14.3	7-21	.333	5-13	.385	0-1	.000	3	4	7	0.9	3-0	6	6	2	2	19	2.4
<b>TOTAL</b>		<b>8-0</b>	<b>115/14.3</b>	<b>7-21</b>	<b>.333</b>	<b>5-13</b>	<b>.385</b>	<b>0-1</b>	<b>.000</b>	<b>3</b>	<b>4</b>	<b>7</b>	<b>0.9</b>	<b>3-0</b>	<b>6</b>	<b>6</b>	<b>2</b>	<b>2</b>	<b>19</b>	<b>2.4</b>



# 30

# COLLIN-MURRAY BOYLES

Fr. • Forward • 6-7 • 231 • Columbia, S.C. // Wasatch Academy (Mt. Pleasant, Utah)

## CAREER HIGHS

### Single Game Highs

Statistic	Value
Points	5 at Clemson 12/06/23
Rebounds	4 at Clemson 12/06/23
Assists	1 vs George Washington 12/01/23, at Clemson 12/06/23
Blocks	1 at Clemson 12/06/23
FG Made	2 at Clemson 12/06/23
FG Attempts	5 at Clemson 12/06/23
3FG Attempts	1 at Clemson 12/06/23
FT Made	1 at Clemson 12/06/23, at East Carolina 12/09/23
FT Attempts	4 at Clemson 12/06/23

## SUPERLATIVES

	'23-24
Double-figure scoring	-
Double-figure rebounding	-
Double-double	-
5+ assists	-
2+ blocks	-
2+ steals	-
Team high scoring	-
Team high rebounding	-
Team high blocks	1
Team high steals	-

includes led, or shared team high



INSTAGRAM: @30murrayjr

TWITTER: @boyles\_murray

## 2023-24 GAME-BY-GAME

Opponent	Date	GS	MIN	Total		3-Pointers		Free throws		Rebounds				PF	A	TO	BLK	STL	PTS	AVG
				FG-FGA	PCT	3FG-3FGA	PCT	FT-FTA	PCT	OFF	DEF	TOT	AVG							
George Washington	12/01/2023		03:33	1-2	.500	0-0	.000	0-0	.000	0	0	0	0.0	1	1	0	0	0	2	2.0
at Clemson	12/06/2023		16:36	2-5	.400	0-1	.000	1-4	.250	1	3	4	2.0	2	1	1	1	0	5	3.5
at East Carolina	12/09/2023		09:03	1-2	.500	0-0	.000	1-2	.500	1	1	2	2.0	2	0	0	0	0	3	3.3
<b>Totals</b>		<b>0</b>	<b>29:12</b>	<b>4-9</b>	<b>.444</b>	<b>0-1</b>	<b>.000</b>	<b>2-6</b>	<b>.333</b>	<b>2</b>	<b>4</b>	<b>6</b>	<b>2.0</b>	<b>5</b>	<b>2</b>	<b>1</b>	<b>1</b>	<b>0</b>	<b>10</b>	<b>3.3</b>

### Player Averages

Games Played	Minutes/game	Points/game	FG Pct	3FG Pct	FT Pct	Rebounds/game	Assists/game	Turnovers/game	Assist/Turnover ratio	Steals/game	Blocks/game
3	9.7	3.3	44.4	0.0	33.3	2.0	0.7	0.3	2.0	0.0	0.3

## PLAYER BIO

### 2023-24

- Had five points and four rebounds in 17 minutes off bench at in-state rival No. 24/20 Clemson (Dec. 6)
- Made season debut in blowout win over George Washington (Dec. 1) ; scored his first career points with a late layup
- Cleared and returned to full contact practice on Wednesday, Nov. 29
- Was ruled out indefinitely after contracting mono shortly before the team's Gamet & Black Scrimmage on Oct. 25

### PRE-SOUTH CAROLINA

- Consensus four-star recruit and top player in the state, ranked No. 64 in final ESPN Top-100, No. 89 in 247Sports rankings and No. 104 by On3
- Played his senior year at Wasatch Academy, which is a part of the newly formed National Interscholastic Basketball Conference (NIBC), a league that features that top high school programs in the nation
- Led the team averaging 15.0 points, 8.8 rebounds, 2.1 assists, 1.8 blocks and 1.0 steals per game
- His 15.0 points per game were third in the NIBC and his 8.8 rebounds led the conference
- Played three seasons at AC Flora in Columbia before attending Wasatch
- Led the Falcons to a 24-7 record as a junior and an appearance in the state title game ; averaged 18.3 points, 11.4 rebounds, 5.3 blocks and 2.5 assists per game
- Was named 2022 4A Player of the Year in South Carolina

### PERSONAL

- Son of Yvonne and Sean – has two older brothers: Armani and James
- James was standout at UNC Pembroke (2015-19), scoring 1,369 career points ; he currently plays professionally overseas
- Mass communications major

## CAREER STATS

SEASON	TEAM	GP-GS	MIN/AVG	Field Goals		3-Point		F-Throws		Rebounds				Scoring						
				FG-FGA	FG%	3FG-3FGA	3FG%	FT-FTA	FT%	OFF	DEF	TOT	AVG	PF-FO	A	TO	BLK	STL	PTS	AVG
2023-24	USC	3-0	29/9.7	4-9	.444	0-1	.000	2-6	.333	2	4	6	2.0	5-0	2	1	1	0	10	3.3
<b>TOTAL</b>		<b>3-0</b>	<b>29/9.7</b>	<b>4-9</b>	<b>.444</b>	<b>0-1</b>	<b>.000</b>	<b>2-6</b>	<b>.333</b>	<b>2</b>	<b>4</b>	<b>6</b>	<b>2.0</b>	<b>5-0</b>	<b>2</b>	<b>1</b>	<b>1</b>	<b>0</b>	<b>10</b>	<b>3.3</b>

# 31

# BENJAMIN BOSMANS-VERDONK

BOSE-mans ver-DONK

RSr. • Forward • 6-9 • 238 • Lommel, Belgium // Illinois

### CAREER HIGHS

#### Single Game Highs

Statistic	Value
Points	8 vs Arkansas St. 11/12/21, vs Michigan St. 01/25/22, vs USC Upstate 11/25/22
Rebounds	10 vs Jackson St. 11/09/21, vs Arkansas St. 11/12/21
Assists	6 vs UTRGV 11/26/21
Steals	2 vs Hampton 11/23/19, vs Purdue 01/17/22, vs USC Upstate 11/25/22
Blocks	2 vs The Citadel 11/20/19
FG Made	4 vs Michigan St. 01/25/22, vs USC Upstate 11/25/22
FG Attempts	7 vs Michigan St. 01/25/22, vs USC Upstate 11/25/22
3FG Attempts	1 vs Nicholls 11/05/19, vs The Citadel 11/20/19
FT Made	4 vs Ole Miss 01/17/23, vs Furman 11/20/22
FT Attempts	6 vs Ole Miss 01/17/23

### SUPERLATIVES

	'23-24	Career
Double-figure scoring	-	-
Double-figure rebounding	-	-
Double-double	-	-
5+ assists	-	1
2+ steals	-	3
Team high scoring	-	-
Team high rebounding	1	2*
Team high assists	-	3*
Team high steals	-	4*

includes led, or shared team high ; \* Carolina ONLY



INSTAGRAM: @bosmansverdonk  
TWITTER: @BosmansVerdonk

### 2023-24 GAME-BY-GAME

Opponent	Date	GS	MIN	Total		3-Pointers		Free throws		Rebounds				PF	A	TO	BLK	STL	PTS	AVG
				FG-FGA	PCT	3FG-3FGA	PCT	FT-FTA	PCT	OFF	DEF	TOT	AVG							
USC Upstate	11/06/2023		10:40	1-2	.500	0-0	.000	0-0	.000	1	1	2	2.0	1	0	1	0	1	2	2.0
vs Virginia Tech	11/10/2023		15:24	1-1	1.000	0-0	.000	0-0	.000	3	4	7	4.5	2	0	1	0	0	2	2.0
VMI	11/13/2023		13:38	2-3	.667	0-0	.000	0-0	.000	7	1	8	5.7	2	0	3	0	0	4	2.7
vs DePaul	11/17/2023		08:19	1-1	1.000	0-0	.000	1-2	.500	1	1	2	4.8	5	0	3	0	0	3	2.8
vs Grand Canyon	11/19/2023		11:06	0-1	.000	0-0	.000	0-0	.000	0	3	3	4.4	0	2	0	0	0	2.2	
Notre Dame	11/28/2023		09:50	1-2	.500	0-0	.000	0-0	.000	1	1	2	4.0	3	0	1	1	0	2	2.2
George Washington at Clemson	12/01/2023		09:34	1-2	.500	0-0	.000	0-0	.000	1	0	1	3.6	0	1	0	1	1	2	2.1
Clemson	12/06/2023		02:54	0-0	.000	0-0	.000	0-0	.000	0	0	0	3.1	0	0	0	0	0	1.9	
<b>Totals</b>			<b>0 81:25</b>	<b>7-12</b>	<b>.583</b>	<b>0-0</b>	<b>.000</b>	<b>1-2</b>	<b>.500</b>	<b>14</b>	<b>11</b>	<b>25</b>	<b>3.1</b>	<b>13</b>	<b>3</b>	<b>9</b>	<b>2</b>	<b>2</b>	<b>15</b>	<b>1.9</b>

#### Player Averages

Games Played	Minutes/game	Points/game	FG Pct	3FG Pct	FT Pct	Rebounds/game	Assists/game	Turnovers/game	Assist/Turnover ratio	Steals/game	Blocks/game
8	10.2	1.9	58.3	0.0	50.0	3.1	0.4	1.1	0.3	0.3	0.3

### PLAYER BIO

#### AWARDS/HONORS

- SEC Academic Honor Roll – 2022-23

#### 2023-24

- Had seven rebounds, including three offensive, in 79-77 win over Virginia Tech (Nov. 10) in the Hall of Fame Series at Spectrum Center; was effective in just 15 minutes of action
- Scored four points with eight rebounds, seven on the offensive end of the floor, in 13 min of action during 74-64 win over VMI (Nov. 13)

#### CAREER HIGHLIGHTS

- Appeared in 31 games, making 14 starts in first season in Garnet & Black; averaged 1.9 points, 3.1 rebounds and 1.1 assists per game
- Shot 39.3 percent (22-of-56) from the floor
- Made his Gamecock debut in a 60-58 rivalry win over Clemson (Nov. 11); played 15 minutes and had two points, four rebounds and two assists
- Matched career high in points (8) and steals (2) in victory over USC Upstate (Nov. 25); logged season highs in rebounds (7) and assists (4) as well in the game
- Tied season high again with four assists in road win at LSU (Feb. 18)
- Saw limited action in 41 games with two starts in three seasons at Illinois (2019-22)
- Played in a career-high 24 games for the Illini in 2021-22, averaging 1.6 points and 2.1 rebounds in 7.8 minutes per contest
- Shot 47.2 percent (17-for-36) from the floor in redshirt sophomore season at Illinois
- Was on pair of NCAA Tournament teams (2021, 2022) and a member of the 2021 Big Ten Tournament Champions and 2022 Big Ten Regular Season Co-Champions

#### PERSONAL

- Son of Rony Verdonk and Luana Bosmans
- Has a younger brother, Mauro
- Played handball, soccer and swam competitively growing up
- List playing the piano as one of his hobbies
- Graduated from Illinois in three years with a degree in psychology
- Currently enrolled as a second-year student in the University of South Carolina School of Law

### CAREER STATS

SEASON	TEAM	GP-GS	MIN/AVG	Field Goals		3-Point		F-Throws		Rebounds				Scoring						
				FG-FGA	FG%	3FG-3FGA	3FG%	FT-FTA	FT%	OFF	DEF	TOT	AVG	PF-FO	A	TO	BLK	STL	PTS	AVG
2019-20	Illini	9-0	57/6.3	4-11	.364	0-2	.000	3-4	.750	6	4	10	1.1	6-0	6	5	2	3	11	1.2
2020-21	Illini	8-0	18/2.2	1-3	.333	0-0	.000	0-0	.000	1	2	3	0.4	0-0	0	1	0	0	2	0.3
2021-22	Illini	24-2	186/7.8	17-36	.472	0-0	.000	5-17	.294	25	26	51	2.1	33-0	15	5	0	7	39	1.6
2022-23	USC	31-14	463/14.9	22-56	.393	0-0	.000	16-27	.593	56	40	96	3.1	68-1	35	40	7	11	60	1.9
2023-24	USC	8-0	81/10.2	7-12	.583	0-0	.000	1-2	.500	14	11	25	3.1	13-1	3	9	2	2	15	1.9
<b>TOTAL FOR USC</b>		<b>39-14</b>	<b>545/14.0</b>	<b>29-68</b>	<b>.426</b>	<b>0-0</b>	<b>.000</b>	<b>17-29</b>	<b>.586</b>	<b>70</b>	<b>51</b>	<b>121</b>	<b>3.1</b>	<b>81-2</b>	<b>38</b>	<b>49</b>	<b>9</b>	<b>13</b>	<b>75</b>	<b>1.9</b>
<b>TOTAL</b>		<b>80-16</b>	<b>805/10.1</b>	<b>51-118</b>	<b>.432</b>	<b>0-2</b>	<b>.000</b>	<b>25-50</b>	<b>.500</b>	<b>102</b>	<b>83</b>	<b>185</b>	<b>2.3</b>	<b>120-2</b>	<b>59</b>	<b>60</b>	<b>11</b>	<b>23</b>	<b>127</b>	<b>1.6</b>

# 33

# JOSH GRAY

Sr. • Forward • 7-0 • 265 • Brooklyn, N.Y. // LSU

### CAREER HIGHS

#### Single Game Highs

Statistic	Value
Points	20 vs Arkansas 02/04/23
Rebounds	14 vs Mississippi St. 01/31/23, vs Arkansas 02/04/23
Assists	2 5 times
Steals	2 4 times
Blocks	3 4 times
FG Made	9 vs Arkansas 02/04/23
FG Attempts	14 vs Arkansas 02/04/23
3FG Attempts	1 vs Western Ky. 11/14/21, vs Arkansas 02/04/23
FT Made	4 vs DePaul 11/17/23
FT Attempts	9 vs DePaul 11/17/23

### SUPERLATIVES

	'23-24	Career
Double-figure scoring	-	3
Double-figure rebounding	-	8
Double-double	-	2
2+ blocks	-	8
2+ steals	-	4
Team high scoring	-	1*
Team high rebounding	1	19*
Team high blocks	2	23*
Team high steals	-	4*

includes led, or shared team high ; \* Carolina ONLY



INSTAGRAM: @joshgrayofficial  
TWITTER: @NWNBJosh

### 2023-24 GAME-BY-GAME

Opponent	Date	GS	MIN	Total		3-Pointers		Free throws		Rebounds				PF	A	TO	BLK	STL	PTS	AVG
				FG-FGA	PCT	3FG-3FGA	PCT	FT-FTA	PCT	OFF	DEF	TOT	AVG							
USC Upstate	11/06/2023		10:54	1-2	.500	0-0	.000	1-3	.333	0	6	6	6.0	2	0	1	0	3	3.0	
VMI	11/13/2023		02:24	0-1	.000	0-0	.000	0-0	.000	0	0	0	3.0	1	0	0	0	0	1.5	
vs DePaul	11/17/2023		15:11	2-3	.667	0-0	.000	4-9	.444	1	6	7	4.3	3	0	1	1	8	3.7	
vs Grand Canyon	11/19/2023		06:30	1-3	.333	0-0	.000	2-3	.667	2	1	3	4.0	3	0	0	0	4	3.8	
Notre Dame	11/28/2023		03:21	0-0	.000	0-0	.000	0-0	.000	0	1	1	3.4	1	0	0	0	0	3.0	
George Washington	12/01/2023		05:02	0-0	.000	0-0	.000	0-0	.000	0	0	0	2.8	1	0	0	1	0	2.5	
at Clemson	12/06/2023		02:20	1-1	1.000	0-0	.000	0-0	.000	0	2	2	2.7	0	0	0	0	2	2.4	
at East Carolina	12/09/2023		07:37	0-0	.000	0-0	.000	0-0	.000	0	1	1	2.5	0	0	1	0	0	2.1	
<b>Totals</b>			<b>0 53:18</b>	<b>5-10</b>	<b>.500</b>	<b>0-0</b>	<b>.000</b>	<b>7-15</b>	<b>.467</b>	<b>3</b>	<b>17</b>	<b>20</b>	<b>2.5</b>	<b>11</b>	<b>0</b>	<b>1</b>	<b>2</b>	<b>17</b>	<b>2.1</b>	

#### Player Averages

Games Played	Minutes/game	Points/game	FG Pct	3FG Pct	FT Pct	Rebounds/game	Assists/game	Turnovers/game	Assist/Turnover ratio	Steals/game	Blocks/game
8	6.7	2.1	50.0	0.0	46.7	2.5	0.0	0.1	0.0	0.3	0.3

### PLAYER BIO

#### AWARDS/HONORS

#### 2023-24

- Missed the Virginia Tech game on Nov. 10 due to illness

#### CAREER HIGHLIGHTS

- Played in all 32 games, making 15 starts (all in SEC play) ; averaged 4.3 points and 6.3 rebounds (led the team) in 16.8 minutes per gam ; his 27 blocks (0.8 per game average), 22 dunks and 51.2 field goal percentage (44-of-86) also led the team
- Logged double-digit rebounds on eight different occasions, seven of which came in conference action ; scored in double-figures a career-best three times
- Averaged 5.8 points and 7.9 rebounds per game in SEC
- Scored six points, pulled down 10 rebounds and had three blocks in 60-58 rivalry win vs. Clemson (Nov. 11)
- Recorded the first double-double of his career with 11 points and 13 rebounds at Florida (Jan. 25) in just 21 minutes of action
- Had six points and a new career-high 14 rebounds (eight offensive) vs. Mississippi State (Jan. 31)
- Followed that performance with the best game of his career to date, scoring 20 points and pulling down 14 rebounds vs. Arkansas (Feb. 4) ; was his first career 20-point game ; set career highs for field goals made (9) and field goals attempted (14)
- Had double-digit rebounds four more times in SEC action with 13 in a road win at Ole Miss (Feb. 11), 12 vs. Vanderbilt (Feb. 14), 10 at Tennessee (Feb. 25) and 13 in a Senior Day win vs. Georgia (March 4)

#### PERSONAL

- Son of Mr. and Mrs. Gray
- Is the youngest of three siblings
- Lists Giannis Antetokounmpo as his favorite professional basketball player
- His favorite dessert is cheesecake and his favorite vacation spot is France
- A mass communications major

### CAREER STATS

SEASON	TEAM	GP-GS	MIN/AVG	Field Goals		3-Point		F-Throws		Rebounds				Scoring						
				FG-FGA	FG%	3FG-3FGA	3FG%	FT-FTA	FT%	OFF	DEF	TOT	AVG	PF-FO	A	TO	BLK	STL	PTS	AVG
2020-21	LSU	10-0	33/3.3	3-6	.500	0-0	.000	2-7	.286	5	7	12	1.2	7-0	0	2	1	0	8	0.8
2021-22	USC	25-3	284/11.3	30-58	.517	0-1	.000	13-34	.382	36	51	87	3.5	37-0	9	12	17	11	73	2.9
2022-23	USC	32-15	537/16.8	57-111	.514	0-1	.000	24-52	.462	86	115	201	6.3	74-1	15	31	27	9	138	4.3
2023-24	USC	8-0	53/6.7	5-10	.500	0-0	.000	7-15	.467	3	17	20	2.5	11-0	0	1	2	2	17	2.1
<b>TOTAL FOR USC</b>		<b>65-18</b>	<b>874/13.5</b>	<b>92-179</b>	<b>.514</b>	<b>0-2</b>	<b>.000</b>	<b>44-101</b>	<b>.436</b>	<b>125</b>	<b>183</b>	<b>308</b>	<b>4.7</b>	<b>122-1</b>	<b>24</b>	<b>44</b>	<b>46</b>	<b>22</b>	<b>228</b>	<b>3.5</b>
<b>TOTAL</b>		<b>75-18</b>	<b>908/12.1</b>	<b>95-185</b>	<b>.514</b>	<b>0-2</b>	<b>.000</b>	<b>46-108</b>	<b>.426</b>	<b>130</b>	<b>190</b>	<b>320</b>	<b>4.3</b>	<b>129-1</b>	<b>24</b>	<b>46</b>	<b>47</b>	<b>22</b>	<b>236</b>	<b>3.1</b>



# 55

# TA'LON COOPER *TUH-lon*

Gr. • Guard • 6-4 • 200 • Roebuck, S.C. // Minnesota

## CAREER HIGHS

### Single Game Highs

Statistic	Value
Points	20 vs Alice Lloyd 12/28/19
Rebounds	11 at Ohio St. 01/12/23
Assists	12 vs Transylvania 11/18/21, vs Presbyterian 12/06/21, vs Nebraska 03/08/23
Steals	5 vs Tennessee Tech 02/03/22
Blocks	4 vs Murray St. 03/05/22, vs Penn St. 02/18/23
FG Made	7 vs Alice Lloyd 12/28/19, at Wisconsin 01/03/23, vs Illinois 01/16/23
FG Attempts	16 at Michigan 01/22/23
3FG Made	4 4 times
3FG Attempts	10 at SIUE 02/26/22
FT Made	8 vs Nebraska 03/08/23
FT Attempts	10 vs Nebraska 03/08/23

## SUPERLATIVES

	'23-24	Career
Double-figure scoring	3	54
Double-figure rebounding	-	2
Double-figure assists	-	3
Double-double	-	6
5+ assists	5	66
3+ steals	-	9
Team high scoring	1	1*
Team high rebounding	2	2*
Team high assists	8	8*
Team high steals	2	2*

includes led, or shared team high ; \* Carolina ONLY



INSTAGRAM: @taloncooper\_55

TWITTER: @LatrellT313

TIKTOK: @tlc\_55

## 2023-24 GAME-BY-GAME

Opponent	Date	GS	MIN	Total		3-Pointers		Free throws		Rebounds				PF	A	TO	BLK	STL	PTS	AVG	
				FG-FGA	PCT	3FG-3FGA	PCT	FT-FTA	PCT	OFF	DEF	TOT	AVG								
USC Upstate	11/06/2023	*	22:52	5-7	.714	3-5	.600	2-3	.667	2	5	7	7.0	1	3	1	1	0	15	15.0	
vs Virginia Tech	11/10/2023	*	31:16	5-8	.625	2-4	.500	0-0	.000	0	2	2	4.5	2	7	0	0	0	12	13.5	
VMI	11/13/2023	*	33:26	3-9	.333	0-2	.000	1-1	1.000	0	1	1	3.3	3	7	0	0	2	7	11.3	
vs DePaul	11/17/2023	*	31:27	2-6	.333	1-2	.500	4-6	.667	3	4	7	4.3	1	5	2	0	2	9	10.8	
vs Grand Canyon	11/19/2023	*	34:52	1-3	.333	0-1	.000	0-0	.000	0	0	0	3.4	3	5	1	0	0	2	9.0	
Notre Dame	11/28/2023	*	35:38	2-6	.333	1-3	.333	4-5	.800	1	4	5	3.7	2	4	1	0	1	9	9.0	
George Washington	12/01/2023	*	32:58	5-7	.714	4-6	.667	0-0	.000	0	3	3	3.6	0	8	1	0	0	14	9.7	
at Clemson	12/06/2023	*	32:56	2-4	.500	1-1	1.000	0-0	.000	1	2	3	3.5	3	1	0	0	5	9.1		
at East Carolina	12/09/2023	*	35:42	2-4	.500	2-4	.500	3-4	.750	0	7	7	3.9	0	3	2	0	0	9	9.1	
<b>Totals</b>			<b>9</b>	<b>291:07</b>	<b>27-54</b>	<b>.500</b>	<b>14-28</b>	<b>.500</b>	<b>14-19</b>	<b>.737</b>	<b>7</b>	<b>28</b>	<b>35</b>	<b>3.9</b>	<b>15</b>	<b>45</b>	<b>9</b>	<b>1</b>	<b>5</b>	<b>82</b>	<b>9.1</b>

### Player Averages

Games Played	Minutes/game	Points/game	FG Pct	3FG Pct	FT Pct	Rebounds/game	Assists/game	Turnovers/game	Assist/Turnover ratio	Steals/game	Blocks/game
9	32.3	9.1	50.0	50.0	73.7	3.9	5.0	1.0	5.0	0.6	0.1

## PLAYER BIO

### AWARDS/HONORS

- First Team All-Ohio Valley (2022)

### 2023-24

- Leads the SEC in assists per game (5.0)
- Ranks sixth in the country and leads the SEC with a 5.0:1 assist-to-turnover ratio ; 45 assists and just nine turnovers on the season
- Scored 14 points and dished out eight assists with just one turnover in blowout win over George Washington (Dec. 1) ; matched his career high with four made 3s
- Had 12 points, seven assists and no turnovers, in 79-77 win over Virginia Tech (Nov. 10) in the Hall of Fame Series at Spectrum Center

### CAREER HIGHLIGHTS

- In four collegiate seasons, has played in 126 games, averaging 8.5 points, 4.8 assists and 3.4 rebounds per game
- Ended the last season 21st on the NCAA active leaders for career assists list with 603
- Spent the 2022-23 season at Minnesota ; served as team captain starting all 30 games for the Gophers
- Averaged 9.9 points (third on team) and 6.3 assists per game (led team) ; his 196 assists were 12th in the country and his assist per game average was seventh nationally
- He also averaged 37 minutes per game and led the team in minutes played (1,096) ; he had 16 double-figure outings and 21 games with five or more assists (three with double-figure assists) in his lone season at Minnesota
- In three seasons at Morehead State, played in 95 games making 52 starts
- He averaged 8.1 points and 4.3 assists per game for the Eagles
- Earned First Team All-OVC honors in 2022 after averaging 9.1 points, 5.9 assists and 3.1 steals per game
- Helped team to an OVC title in 2021 and an NCAA Tournament appearances ; played two seasons with All-SEC forward Johni Broome of Auburn while at Morehead

### PERSONAL

- Son of Curtis and Nataki ; has a brother, Curtis Jr., and a pair of sisters, Carneisha and Zakiya
- Graduated with a degree in sport management from Minnesota
- Born on Nov. 26, 1999
- Would like to become a coach when playing days are over
- List Space Jam as favorite movie
- Dream car is 1968 Mustang
- Magic Johnson is favorite NBA player to watch
- Enjoys playing video games and roller skating in his free time

## CAREER STATS

SEASON	TEAM	GP-GS	MIN/AVG	Field Goals		3-Point		F-Throws		Rebounds				Scoring						
				FG-FGA	FG%	3FG-3FGA	3FG%	FT-FTA	FT%	OFF	DEF	TOT	AVG	PF-FO	A	TO	BLK	STL	PTS	AVG
2019-20	More	30-7	696/23.2	66-146	.452	31-80	.388	46-57	.807	17	68	85	2.8	42-1	94	37	10	27	209	7.0
2020-21	More	31-11	907/29.3	89-217	.410	39-99	.394	39-64	.609	10	55	65	2.1	49-1	111	60	16	28	256	8.3
2021-22	More	34-34	1154/33.9	106-260	.408	40-120	.333	56-86	.651	23	131	154	4.5	60-0	202	74	23	31	308	9.1
2022-23	MINN	31-31	1137/36.7	107-271	.395	37-98	.378	54-88	.614	18	107	125	4.0	66-1	196	83	28	33	305	9.8
2023-24	USC	9-9	291/32.3	27-54	.500	14-28	.500	14-19	.737	7	28	35	3.9	15-0	45	9	1	5	82	9.1
<b>TOTAL FOR USC</b>		<b>9-9</b>	<b>291/32.3</b>	<b>27-54</b>	<b>.500</b>	<b>14-28</b>	<b>.500</b>	<b>14-19</b>	<b>.737</b>	<b>7</b>	<b>28</b>	<b>35</b>	<b>3.9</b>	<b>15-0</b>	<b>45</b>	<b>9</b>	<b>1</b>	<b>5</b>	<b>82</b>	<b>9.1</b>
<b>TOTAL</b>		<b>135-92</b>	<b>4185/31.0</b>	<b>395-948</b>	<b>.417</b>	<b>161-425</b>	<b>.379</b>	<b>209-314</b>	<b>.666</b>	<b>75</b>	<b>389</b>	<b>464</b>	<b>3.4</b>	<b>232-3</b>	<b>648</b>	<b>263</b>	<b>78</b>	<b>124</b>	<b>1160</b>	<b>8.6</b>



# 2023-24 SOUTH CAROLINA BASKETBALL STATS



## 2023-24 South Carolina Men's Basketball Combined Team Statistics All games

Page 1/1  
as of Dec 09, 2023

### Game Records

Record	Overall	Home	Away	Neutral
ALL GAMES	8-1	4-0	1-1	3-0
CONFERENCE	0-0	0-0	0-0	0-0
NON-CONFERENCE	8-1	4-0	1-1	3-0

### Score by Periods

Team	1st	2nd	OT	TOT
South Carolina	330	342	0	672
Opponents	264	320	0	584

### Team Box Score

No.	Player	Total					3-Point		F-Throw		Rebounds				Other							
		GP-GS	MIN	AVG	FG-FGA	FG%	3FG-3FGA	3FG%	FT-FTA	FT%	OFF	DEF	TOT	AVG	PF	DQ	A	TO	BLK	STL	PTS	AVG
5	JOHNSON, Meechie	9-9	257:15	28.6	55-110	.500	22-52	.423	34-45	.756	6	33	39	4.3	20	1	18	15	1	10	166	18.4
2	MACK, B.J.	9-9	227:22	25.3	47-105	.448	15-46	.326	31-39	.795	13	35	48	5.3	23	0	11	11	6	6	140	15.6
10	STUTE, Myles	9-9	234:36	26.1	32-74	.432	15-38	.395	12-21	.571	12	23	35	3.9	18	0	12	10	2	6	91	10.1
55	COOPER, Ta'lon	9-9	291:07	32.3	27-54	.500	14-28	.500	14-19	.737	7	28	35	3.9	15	0	45	9	1	5	82	9.1
1	WRIGHT, Jacobi	9-0	204:54	22.8	19-51	.373	6-18	.333	14-15	.933	4	15	19	2.1	9	0	18	10	0	4	58	6.4
12	DAVIS, Zachary	8-0	165:58	20.7	14-31	.452	6-16	.375	4-8	.500	4	24	28	3.5	11	0	6	3	2	9	38	4.8
4	CLARK, Stephen	9-9	115:26	12.8	13-25	.520	2-5	.400	4-5	.800	3	17	20	2.2	23	0	10	8	11	1	32	3.6
30	MURRAY-BOYLES, Collin	3-0	29:12	9.7	4-9	.444	0-1	.000	2-6	.333	2	4	6	2.0	5	0	2	1	1	0	10	3.3
15	UGUSUK, Morris	8-0	114:46	14.3	7-21	.333	5-13	.385	0-1	.000	3	4	7	0.9	3	0	6	6	2	2	19	2.4
33	GRAY, Josh	8-0	53:18	6.7	5-10	.500	0-0	.000	7-15	.467	3	17	20	2.5	11	0	0	1	2	2	17	2.1
31	BOSMANS-VERDONK, Benjamin	8-0	81:25	10.2	7-12	.583	0-0	.000	1-2	.500	14	11	25	3.1	13	1	3	9	2	2	15	1.9
14	SPARKMAN, Eli	3-0	19:10	6.4	1-4	.250	0-3	.000	2-2	1.000	1	3	4	1.3	1	0	0	1	0	0	4	1.3
0	DIBBA, Ebrima	1-0	02:49	2.8	0-1	.000	0-0	.000	0-0	.000	0	0	0	0.0	1	0	1	1	0	0	0	0.0
20	GRAJZL, Danny	2-0	02:42	1.4	0-0	.000	0-0	.000	0-0	.000	0	0	0	0.0	1	0	0	0	0	0	0	0.0
Team											15	16	31					4				
<b>Total</b>		<b>9</b>	<b>1800</b>		<b>231-507</b>	<b>.456</b>	<b>85-220</b>	<b>.386</b>	<b>125-178</b>	<b>.702</b>	<b>87</b>	<b>230</b>	<b>317</b>	<b>35.2</b>	<b>154</b>	<b>2</b>	<b>132</b>	<b>89</b>	<b>30</b>	<b>47</b>	<b>672</b>	<b>74.7</b>
<b>Opponents</b>		<b>9</b>	<b>1800</b>		<b>203-498</b>	<b>.408</b>	<b>54-161</b>	<b>.335</b>	<b>124-175</b>	<b>.709</b>	<b>79</b>	<b>216</b>	<b>295</b>	<b>32.8</b>	<b>160</b>	<b>2</b>	<b>99</b>	<b>98</b>	<b>32</b>	<b>48</b>	<b>584</b>	<b>64.9</b>

### Team Statistics

	USC	OPP
<b>Scoring</b>	<b>672</b>	<b>584</b>
Points per game	74.7	64.9
Scoring margin	+9.8	-
<b>Field goals-att</b>	<b>231-507</b>	<b>203-498</b>
Field goal pct	.456	.408
<b>3 point fg-att</b>	<b>85-220</b>	<b>54-161</b>
3-point FG pct	.386	.335
3-pt FG made per game	9.4	6.0
<b>Free throws-att</b>	<b>125-178</b>	<b>124-175</b>
Free throw pct	.702	.709
F-Throws made per game	13.9	13.8
<b>Rebounds</b>	<b>317</b>	<b>295</b>
Rebounds per game	35.2	32.8
Rebounding margin	+2.4	-
<b>Assists</b>	<b>132</b>	<b>99</b>
Assists per game	14.7	11.0
<b>Turnovers</b>	<b>89</b>	<b>98</b>
Turnovers per game	9.9	10.9
Turnover margin	+1.0	-
Assist/turnover ratio	1.5	1.0
<b>Steals</b>	<b>47</b>	<b>48</b>
Steals per game	5.2	5.3
<b>Blocks</b>	<b>30</b>	<b>32</b>
Blocks per game	3.3	3.6
<b>Winning streak</b>	<b>1</b>	<b>-</b>
Home win streak	4	-
<b>Attendance</b>	<b>47816</b>	<b>14568</b>
Home games-Avg/Game	4-11954	2-7284
Neutral site-Avg/Game	-	3-4195

### Team Results

Date	Opponent		Score	Att.
11/06/2023	USC Upstate	W	82-53	11216
11/10/2023	vs Virginia Tech	W	79-77	6783
11/13/2023	VMI	W	74-64	10449
11/17/2023	vs DePaul	W	73-68	3214
11/19/2023	vs Grand Canyon	W	75-68	2589
11/28/2023	Notre Dame	W	65-53	15215
12/01/2023	George Washington	W	89-67	10936
12/06/2023	at Clemson	L	67-72	9000
12/09/2023	at East Carolina	W	68-62	5568



**Team Statistics**

	<b>USC</b>	<b>OPP</b>
<b>Scoring</b>	<b>672</b>	<b>584</b>
Points per game	74.7	64.9
Scoring margin	+9.8	-
<b>Field goals-att</b>	<b>231-507</b>	<b>203-498</b>
Field goal pct	.456	.408
<b>3 point fg-att</b>	<b>85-220</b>	<b>54-161</b>
3-point FG pct	.386	.335
3-pt FG made per game	9.4	6.0
<b>Free throws-att</b>	<b>125-178</b>	<b>124-175</b>
Free throw pct	.702	.709
F-Throws made per game	13.9	13.8
<b>Rebounds</b>	<b>317</b>	<b>295</b>
Rebounds per game	35.2	32.8
Rebounding margin	+2.4	-
<b>Assists</b>	<b>132</b>	<b>99</b>
Assists per game	14.7	11.0
<b>Turnovers</b>	<b>89</b>	<b>98</b>
Turnovers per game	9.9	10.9
Turnover margin	+1.0	-
Assist/turnover ratio	1.5	1.0
<b>Steals</b>	<b>47</b>	<b>48</b>
Steals per game	5.2	5.3
<b>Blocks</b>	<b>30</b>	<b>32</b>
Blocks per game	3.3	3.6
<b>Winning streak</b>	<b>1</b>	<b>-</b>
Home win streak	4	-
<b>Attendance</b>	<b>47816</b>	<b>14568</b>
Home games-Avg/Game	4-11954	2-7284
Neutral site-Avg/Game	-	3-4195

**Score by Periods**

<b>Team</b>	<b>1st</b>	<b>2nd</b>	<b>OT</b>	<b>TOT</b>
South Carolina	330	342	0	672
Opponents	264	320	0	584





2023-24 South Carolina Men's Basketball  
Category Leaders  
All games

**Points**

##	Player	G	Pts	Pts/G
5	Johnson, Meechie	9	166	18.4
2	Mack, B.J.	9	140	15.6
10	Stute, Myles	9	91	10.1
55	Cooper, Ta'lon	9	82	9.1
1	Wright, Jacobi	9	58	6.4
12	Davis, Zachary	8	38	4.8
4	Clark, Stephen	9	32	3.6
15	Ugusuk, Morris	8	19	2.4
33	Gray, Josh	8	17	2.1
31	Bosmans-Verdonk, Benjamin	8	15	1.9
30	Murray-Boyles, Collin	3	10	3.3
14	Sparkman, Eli	3	4	1.3

**Scoring Average**

##	Player	G	Pts	Pts/G
5	Johnson, Meechie	9	166	18.4
2	Mack, B.J.	9	140	15.6
10	Stute, Myles	9	91	10.1
55	Cooper, Ta'lon	9	82	9.1
1	Wright, Jacobi	9	58	6.4
12	Davis, Zachary	8	38	4.8
4	Clark, Stephen	9	32	3.6
30	Murray-Boyles, Collin	3	10	3.3
15	Ugusuk, Morris	8	19	2.4
33	Gray, Josh	8	17	2.1
31	Bosmans-Verdonk, Benjamin	8	15	1.9
14	Sparkman, Eli	3	4	1.3

**Field Goal Percentage**

##	Player	FG	Att	Pct
31	Bosmans-Verdonk, Benjamin	7	12	.583
4	Clark, Stephen	13	25	.520
5	Johnson, Meechie	55	110	.500
55	Cooper, Ta'lon	27	54	.500
33	Gray, Josh	5	10	.500
12	Davis, Zachary	14	31	.452
2	Mack, B.J.	47	105	.448
30	Murray-Boyles, Collin	4	9	.444
10	Stute, Myles	32	74	.432
1	Wright, Jacobi	19	51	.373
15	Ugusuk, Morris	7	21	.333
14	Sparkman, Eli	1	4	.250

**Field Goal Attempts**

##	Player	G	Att	Att/G
5	Johnson, Meechie	9	110	12.2
2	Mack, B.J.	9	105	11.7
10	Stute, Myles	9	74	8.2
55	Cooper, Ta'lon	9	54	6.0
1	Wright, Jacobi	9	51	5.7

**Field Goals Made**

##	Player	G	Made	Made/G
5	Johnson, Meechie	9	55	6.1
2	Mack, B.J.	9	47	5.2
10	Stute, Myles	9	32	3.6
55	Cooper, Ta'lon	9	27	3.0
1	Wright, Jacobi	9	19	2.1

**3-Point FG Percentage**

##	Player	3FG	Att	Pct
55	Cooper, Ta'lon	14	28	.500
5	Johnson, Meechie	22	52	.423
4	Clark, Stephen	2	5	.400
10	Stute, Myles	15	38	.395
15	Ugusuk, Morris	5	13	.385
12	Davis, Zachary	6	16	.375
1	Wright, Jacobi	6	18	.333
2	Mack, B.J.	15	46	.326

**3-Point FG Attempts**

##	Player	G	Att	Att/G
5	Johnson, Meechie	9	52	5.8
2	Mack, B.J.	9	46	5.1
10	Stute, Myles	9	38	4.2
55	Cooper, Ta'lon	9	28	3.1
1	Wright, Jacobi	9	18	2.0

**3-Point FG Made**

##	Player	G	Made	Made/G
5	Johnson, Meechie	9	22	2.4
2	Mack, B.J.	9	15	1.7
10	Stute, Myles	9	15	1.7
55	Cooper, Ta'lon	9	14	1.6
1	Wright, Jacobi	9	6	0.7



## Free Throw Percentage

##	Player	Made	Att	Pct
14	Sparkman, Eli	2	2	1.000
1	Wright, Jacobi	14	15	.933
4	Clark, Stephen	4	5	.800
2	Mack, B.J.	31	39	.795
5	Johnson, Meechie	34	45	.756
55	Cooper, Ta'lon	14	19	.737
10	Stute, Myles	12	21	.571
12	Davis, Zachary	4	8	.500
31	Bosmans-Verdonk, Benjamin	1	2	.500
33	Gray, Josh	7	15	.467
30	Murray-Boyles, Collin	2	6	.333

## Free Throw Attempts

##	Player	G	Att	Att/G
5	Johnson, Meechie	9	45	5.0
2	Mack, B.J.	9	39	4.3
10	Stute, Myles	9	21	2.3
55	Cooper, Ta'lon	9	19	2.1
1	Wright, Jacobi	9	15	1.7

## Free Throws Made

##	Player	G	Made	Made/G
5	Johnson, Meechie	9	34	3.8
2	Mack, B.J.	9	31	3.4
55	Cooper, Ta'lon	9	14	1.6
1	Wright, Jacobi	9	14	1.6
10	Stute, Myles	9	12	1.3

## Rebounds

##	Player	G	Reb	Reb/G
2	Mack, B.J.	9	48	5.3
5	Johnson, Meechie	9	39	4.3
10	Stute, Myles	9	35	3.9
55	Cooper, Ta'lon	9	35	3.9
12	Davis, Zachary	8	28	3.5

## Assists

##	Player	G	Ast	Ast/G
55	Cooper, Ta'lon	9	45	5.0
5	Johnson, Meechie	9	18	2.0
1	Wright, Jacobi	9	18	2.0
10	Stute, Myles	9	12	1.3
2	Mack, B.J.	9	11	1.2

## Rebounds Average

##	Player	G	Reb	Reb/G
2	Mack, B.J.	9	48	5.3
5	Johnson, Meechie	9	39	4.3
10	Stute, Myles	9	35	3.9
55	Cooper, Ta'lon	9	35	3.9
12	Davis, Zachary	8	28	3.5

## Steals

##	Player	G	Stl	Stl/G
5	Johnson, Meechie	9	10	1.1
12	Davis, Zachary	8	9	1.1
2	Mack, B.J.	9	6	0.7
10	Stute, Myles	9	6	0.7
55	Cooper, Ta'lon	9	5	0.6

## Offensive Rebounds

##	Player	G	OReb	OReb/G
31	Bosmans-Verdonk, Benjamin	8	14	1.8
2	Mack, B.J.	9	13	1.4
10	Stute, Myles	9	12	1.3
55	Cooper, Ta'lon	9	7	0.8
5	Johnson, Meechie	9	6	0.7

## Blocked Shots

##	Player	G	Blk	Blk/G
4	Clark, Stephen	9	11	1.2
2	Mack, B.J.	9	6	0.7
10	Stute, Myles	9	2	0.2
12	Davis, Zachary	8	2	0.3
15	Ugusuk, Morris	8	2	0.3

## Defensive Rebounds

##	Player	G	DReb	DReb/G
2	Mack, B.J.	9	35	3.9
5	Johnson, Meechie	9	33	3.7
55	Cooper, Ta'lon	9	28	3.1
12	Davis, Zachary	8	24	3.0
10	Stute, Myles	9	23	2.6

## Minutes

##	Player	G	Min	Min/G
55	Cooper, Ta'lon	9	291	32:21
5	Johnson, Meechie	9	257	28:35
10	Stute, Myles	9	235	26:04
2	Mack, B.J.	9	227	25:16
1	Wright, Jacobi	9	205	22:46

## Fouls

##	Player	G	PF	PF/G
2	Mack, B.J.	9	23	2.6
4	Clark, Stephen	9	23	2.6
5	Johnson, Meechie	9	20	2.2
10	Stute, Myles	9	18	2.0
55	Cooper, Ta'lon	9	15	1.7

## Turnovers

##	Player	G	TO	TO/G
5	Johnson, Meechie	9	15	1.7
2	Mack, B.J.	9	11	1.2
10	Stute, Myles	9	10	1.1
1	Wright, Jacobi	9	10	1.1
55	Cooper, Ta'lon	9	9	1.0



South Carolina - Individual Game Highs

<b>POINTS</b>	29		Meechie Johnson vs Notre Dame (11/28/2023)
	27		B.J. Mack vs Grand Canyon (N) (11/19/2023)
	26		Meechie Johnson at Clemson (12/06/2023)
	24		Meechie Johnson vs George Washington (12/01/2023)
	24		Meechie Johnson vs DePaul (N) (11/17/2023)
<b>FIELD GOALS MADE</b>	9		Meechie Johnson vs George Washington (12/01/2023)
	9		Meechie Johnson vs Notre Dame (11/28/2023)
	9		B.J. Mack vs Virginia Tech (N) (11/10/2023)
<b>FIELD GOAL ATTEMPTS</b>	16		Meechie Johnson at Clemson (12/06/2023)
	16		Meechie Johnson vs George Washington (12/01/2023)
	16		Meechie Johnson vs DePaul (N) (11/17/2023)
	16		Meechie Johnson vs VMI (11/13/2023)
	16		B.J. Mack vs Virginia Tech (N) (11/10/2023)
<b>FIELD GOAL PERCENTAGE (min 5 made)</b>	.714	(5-7)	Ta'lon Cooper vs George Washington (12/01/2023)
	.714	(5-7)	Ta'lon Cooper vs USC Upstate (11/06/2023)
<b>3 PT FG MADE</b>	6		Meechie Johnson at Clemson (12/06/2023)
	5		Meechie Johnson vs George Washington (12/01/2023)
	5		Myles Stute vs Virginia Tech (N) (11/10/2023)
<b>3 PT FG ATTEMPTS</b>	10		Meechie Johnson at Clemson (12/06/2023)
	9		Meechie Johnson vs Notre Dame (11/28/2023)
<b>3 PT FG PERCENTAGE (min 2 made)</b>	1.000	(2-2)	Jacobi Wright vs VMI (11/13/2023)
	1.000	(2-2)	Meechie Johnson vs USC Upstate (11/06/2023)
<b>FREE THROWS MADE</b>	9		B.J. Mack vs Grand Canyon (N) (11/19/2023)
	7		Meechie Johnson vs Notre Dame (11/28/2023)
	7		Meechie Johnson vs DePaul (N) (11/17/2023)
<b>FREE THROW ATTEMPTS</b>	11		Meechie Johnson vs DePaul (N) (11/17/2023)
	9		B.J. Mack vs Grand Canyon (N) (11/19/2023)
	9		Josh Gray vs DePaul (N) (11/17/2023)
<b>FREE THROW PERCENTAGE (min 3 made)</b>	1.000	(9-9)	B.J. Mack vs Grand Canyon (N) (11/19/2023)
	1.000	(4-4)	Meechie Johnson at East Carolina (12/09/2023)
	1.000	(4-4)	Meechie Johnson at Clemson (12/06/2023)
	1.000	(4-4)	Jacobi Wright vs Notre Dame (11/28/2023)
	1.000	(3-3)	Stephen Clark at Clemson (12/06/2023)
	1.000	(3-3)	Jacobi Wright vs Virginia Tech (N) (11/10/2023)
<b>REBOUNDS</b>	13		B.J. Mack vs VMI (11/13/2023)
	8		B.J. Mack at East Carolina (12/09/2023)
	8		Meechie Johnson vs George Washington (12/01/2023)
	8		Benjamin Bosmans-Verdonk vs VMI (11/13/2023)
	8		Zachary Davis vs USC Upstate (11/06/2023)
<b>ASSISTS</b>	8		Ta'lon Cooper vs George Washington (12/01/2023)
	7		Ta'lon Cooper vs VMI (11/13/2023)
	7		Ta'lon Cooper vs Virginia Tech (N) (11/10/2023)
<b>STEALS</b>	3		Meechie Johnson at Clemson (12/06/2023)
	3		B.J. Mack vs VMI (11/13/2023)
	3		Zachary Davis vs USC Upstate (11/06/2023)
<b>BLOCKED SHOTS</b>	3		Stephen Clark at East Carolina (12/09/2023)
	2		B.J. Mack vs George Washington (12/01/2023)
	2		Stephen Clark vs George Washington (12/01/2023)
<b>TURNOVERS</b>	4		B.J. Mack vs DePaul (N) (11/17/2023)
	4		Meechie Johnson vs Virginia Tech (N) (11/10/2023)
	4		Stephen Clark vs USC Upstate (11/06/2023)
<b>FOULS</b>	5		Meechie Johnson vs DePaul (N) (11/17/2023)
	5		Benjamin Bosmans-Verdonk vs DePaul (N) (11/17/2023)





2023-24 South Carolina Men's Basketball  
Player Highs Analysis  
All games

Opponent - Individual Game Highs

<b>POINTS</b>	26		Sean Pedulla vs Virginia Tech (N) (11/10/2023)
	24		Chico Carter, Jr. vs DePaul (N) (11/17/2023)
	18		Darren Buchanan Jr. vs George Washington (12/01/2023)
	18		Gabe McGlothan vs Grand Canyon (N) (11/19/2023)
	16		Tyon Grant-Foster vs Grand Canyon (N) (11/19/2023)
	16		Tyran Cook vs VMI (11/13/2023)
<b>FIELD GOALS MADE</b>	8		Chico Carter, Jr. vs DePaul (N) (11/17/2023)
	7		Sean Pedulla vs Virginia Tech (N) (11/10/2023)
<b>FIELD GOAL ATTEMPTS</b>	15		Tyon Grant-Foster vs Grand Canyon (N) (11/19/2023)
	14		Bobby Pettiford at East Carolina (12/09/2023)
	14		James Bishop IV vs George Washington (12/01/2023)
<b>FIELD GOAL PERCENTAGE (min 5 made)</b>	.714	(5-7)	Collin Moore vs Grand Canyon (N) (11/19/2023)
	.714	(5-7)	Lynn Kidd vs Virginia Tech (N) (11/10/2023)
<b>3 PT FG MADE</b>	4		James Bishop IV vs George Washington (12/01/2023)
	3		Chauncey Wiggins at Clemson (12/06/2023)
	3		Trey Autry vs George Washington (12/01/2023)
	3		Collin Moore vs Grand Canyon (N) (11/19/2023)
	3		Sean Pedulla vs Virginia Tech (N) (11/10/2023)
	3		Hunter Cattoor vs Virginia Tech (N) (11/10/2023)
<b>3 PT FG ATTEMPTS</b>	10		Hunter Cattoor vs Virginia Tech (N) (11/10/2023)
	6		Brandon Johnson at East Carolina (12/09/2023)
	6		James Bishop IV vs George Washington (12/01/2023)
	6		Trey Autry vs George Washington (12/01/2023)
	6		J.R. Konieczny vs Notre Dame (11/28/2023)
	6		Tyon Grant-Foster vs Grand Canyon (N) (11/19/2023)
	6		K.T. Raimey vs DePaul (N) (11/17/2023)
	6		Sean Pedulla vs Virginia Tech (N) (11/10/2023)
<b>3 PT FG PERCENTAGE (min 2 made)</b>	1.000	(3-3)	Collin Moore vs Grand Canyon (N) (11/19/2023)
	1.000	(2-2)	Jacoi Hutchinson vs George Washington (12/01/2023)
<b>FREE THROWS MADE</b>	9		Gabe McGlothan vs Grand Canyon (N) (11/19/2023)
	9		Sean Pedulla vs Virginia Tech (N) (11/10/2023)
<b>FREE THROW ATTEMPTS</b>	11		Ezra Ausar at East Carolina (12/09/2023)
	11		Sean Pedulla vs Virginia Tech (N) (11/10/2023)
<b>FREE THROW PERCENTAGE (min 3 made)</b>	1.000	(4-4)	Joseph Girard III at Clemson (12/06/2023)
	1.000	(4-4)	Ray Harrison vs Grand Canyon (N) (11/19/2023)
	1.000	(4-4)	Brennan Watkins vs VMI (11/13/2023)
	1.000	(3-3)	Tyran Cook vs VMI (11/13/2023)
<b>REBOUNDS</b>	12		Ian Schieffelin at Clemson (12/06/2023)
	11		Taeshaud Jackson vs VMI (11/13/2023)
<b>ASSISTS</b>	5		Jacoi Hutchinson vs George Washington (12/01/2023)
	5		Markus Burton vs Notre Dame (11/28/2023)
	5		Sean Pedulla vs Virginia Tech (N) (11/10/2023)
<b>STEALS</b>	3		Tyran Cook vs VMI (11/13/2023)
	3		Justin Bailey vs USC Upstate (11/06/2023)
<b>BLOCKED SHOTS</b>	4		PJ Hall at Clemson (12/06/2023)
	3		Babatunde Akingbola vs George Washington (12/01/2023)
	3		Kebba Njie vs Notre Dame (11/28/2023)
	3		Ahmir Langlais vs USC Upstate (11/06/2023)
<b>TURNOVERS</b>	6		Markus Burton vs Notre Dame (11/28/2023)
	5		Ezra Ausar at East Carolina (12/09/2023)
<b>FOULS</b>	5		Gabe McGlothan vs Grand Canyon (N) (11/19/2023)
	5		Caleb Murphy vs DePaul (N) (11/17/2023)



2023-24 South Carolina Men's Basketball  
Team High/Low Analysis  
All games

## South Carolina - Game Highs

<b>POINTS</b>	89		George Washington (12/01/2023)
	82		USC Upstate (11/06/2023)
	79		vs Virginia Tech (N) (11/10/2023)
	75		vs Grand Canyon (N) (11/19/2023)
	74		VMI (11/13/2023)
<b>FIELD GOALS MADE</b>	33		George Washington (12/01/2023)
	31		vs Virginia Tech (N) (11/10/2023)
<b>FIELD GOAL ATTEMPTS</b>	71		VMI (11/13/2023)
	66		George Washington (12/01/2023)
<b>FIELD GOAL PERCENTAGE</b>	.564	(31-55)	vs Virginia Tech (N) (11/10/2023)
	.540	(27-50)	vs Grand Canyon (N) (11/19/2023)
<b>3 PT FG MADE</b>	18		George Washington (12/01/2023)
	12		USC Upstate (11/06/2023)
<b>3 PT FG ATTEMPTS</b>	35		George Washington (12/01/2023)
	30		at Clemson (12/06/2023)
<b>3 PT FG PERCENTAGE</b>	.545	(12-22)	USC Upstate (11/06/2023)
	.514	(18-35)	George Washington (12/01/2023)
<b>FREE THROWS MADE</b>	20		Notre Dame (11/28/2023)
	20		vs DePaul (N) (11/17/2023)
<b>FREE THROW ATTEMPTS</b>	34		vs DePaul (N) (11/17/2023)
	26		Notre Dame (11/28/2023)
<b>FREE THROW PERCENTAGE</b>	.875	(14-16)	vs Grand Canyon (N) (11/19/2023)
	.875	(7-8)	vs Virginia Tech (N) (11/10/2023)
<b>REBOUNDS</b>	45		USC Upstate (11/06/2023)
	44		VMI (11/13/2023)
<b>ASSISTS</b>	19		George Washington (12/01/2023)
	18		vs Grand Canyon (N) (11/19/2023)
<b>STEALS</b>	10		VMI (11/13/2023)
	7		George Washington (12/01/2023)
	7		USC Upstate (11/06/2023)
<b>BLOCKED SHOTS</b>	6		George Washington (12/01/2023)
	4		at East Carolina (12/09/2023)
	4		Notre Dame (11/28/2023)
	4		USC Upstate (11/06/2023)
<b>TURNOVERS</b>	17		vs DePaul (N) (11/17/2023)
	15		USC Upstate (11/06/2023)
<b>FOULS</b>	24		vs Grand Canyon (N) (11/19/2023)
	24		vs DePaul (N) (11/17/2023)



2023-24 South Carolina Men's Basketball  
Team High/Low Analysis  
All games

Opponent - Game Highs

<b>POINTS</b>	77		vs Virginia Tech (N) (11/10/2023)
	72		at Clemson (12/06/2023)
	68		vs Grand Canyon (N) (11/19/2023)
	68		vs DePaul (N) (11/17/2023)
	67		George Washington (12/01/2023)
<b>FIELD GOALS MADE</b>	26		vs Virginia Tech (N) (11/10/2023)
	25		at Clemson (12/06/2023)
	25		George Washington (12/01/2023)
	25		VMI (11/13/2023)
<b>FIELD GOAL ATTEMPTS</b>	60		George Washington (12/01/2023)
	59		VMI (11/13/2023)
	59		USC Upstate (11/06/2023)
<b>FIELD GOAL PERCENTAGE</b>	.500	(26-52)	vs Virginia Tech (N) (11/10/2023)
	.446	(25-56)	at Clemson (12/06/2023)
<b>3 PT FG MADE</b>	11		George Washington (12/01/2023)
	8		at Clemson (12/06/2023)
<b>3 PT FG ATTEMPTS</b>	22		George Washington (12/01/2023)
	22		vs Virginia Tech (N) (11/10/2023)
<b>3 PT FG PERCENTAGE</b>	.500	(11-22)	George Washington (12/01/2023)
	.444	(8-18)	at Clemson (12/06/2023)
<b>FREE THROWS MADE</b>	23		vs Grand Canyon (N) (11/19/2023)
	18		vs DePaul (N) (11/17/2023)
	18		vs Virginia Tech (N) (11/10/2023)
<b>FREE THROW ATTEMPTS</b>	27		vs Grand Canyon (N) (11/19/2023)
	24		vs DePaul (N) (11/17/2023)
<b>FREE THROW PERCENTAGE</b>	.852	(23-27)	vs Grand Canyon (N) (11/19/2023)
	.818	(18-22)	vs Virginia Tech (N) (11/10/2023)
<b>REBOUNDS</b>	42		at Clemson (12/06/2023)
	40		VMI (11/13/2023)
<b>ASSISTS</b>	15		George Washington (12/01/2023)
	13		at Clemson (12/06/2023)
	13		vs Virginia Tech (N) (11/10/2023)
	13		USC Upstate (11/06/2023)
<b>STEALS</b>	11		USC Upstate (11/06/2023)
	8		vs Virginia Tech (N) (11/10/2023)
<b>BLOCKED SHOTS</b>	7		at Clemson (12/06/2023)
	5		VMI (11/13/2023)
	5		USC Upstate (11/06/2023)
<b>TURNOVERS</b>	16		VMI (11/13/2023)
	13		vs Grand Canyon (N) (11/19/2023)
	13		vs DePaul (N) (11/17/2023)
<b>FOULS</b>	26		vs DePaul (N) (11/17/2023)
	22		VMI (11/13/2023)





2023-24 South Carolina Men's Basketball  
Team High/Low Analysis  
All games

South Carolina - Game Lows

<b>POINTS</b>	65		Notre Dame (11/28/2023)
	67		at Clemson (12/06/2023)
	68		at East Carolina (12/09/2023)
	73		vs DePaul (N) (11/17/2023)
	74		VMI (11/13/2023)
<b>FIELD GOALS MADE</b>	19		Notre Dame (11/28/2023)
	21		at East Carolina (12/09/2023)
<b>FIELD GOAL ATTEMPTS</b>	48		at East Carolina (12/09/2023)
	50		Notre Dame (11/28/2023)
	50		vs Grand Canyon (N) (11/19/2023)
<b>FIELD GOAL PERCENTAGE</b>	.352	(25-71)	VMI (11/13/2023)
	.361	(22-61)	at Clemson (12/06/2023)
<b>3 PT FG MADE</b>	5		vs DePaul (N) (11/17/2023)
	7		Notre Dame (11/28/2023)
	7		vs Grand Canyon (N) (11/19/2023)
	7		VMI (11/13/2023)
<b>3 PT FG ATTEMPTS</b>	17		vs Grand Canyon (N) (11/19/2023)
	21		vs DePaul (N) (11/17/2023)
	21		vs Virginia Tech (N) (11/10/2023)
<b>3 PT FG PERCENTAGE</b>	.238	(5-21)	vs DePaul (N) (11/17/2023)
	.280	(7-25)	Notre Dame (11/28/2023)
<b>FREE THROWS MADE</b>	5		George Washington (12/01/2023)
	7		vs Virginia Tech (N) (11/10/2023)
<b>FREE THROW ATTEMPTS</b>	7		George Washington (12/01/2023)
	8		vs Virginia Tech (N) (11/10/2023)
<b>FREE THROW PERCENTAGE</b>	.588	(20-34)	vs DePaul (N) (11/17/2023)
	.632	(12-19)	USC Upstate (11/06/2023)
<b>REBOUNDS</b>	23		vs Grand Canyon (N) (11/19/2023)
	30		vs Virginia Tech (N) (11/10/2023)
<b>ASSISTS</b>	11		Notre Dame (11/28/2023)
	12		vs DePaul (N) (11/17/2023)
<b>STEALS</b>	2		at East Carolina (12/09/2023)
	2		vs Virginia Tech (N) (11/10/2023)
<b>BLOCKED SHOTS</b>	1		vs Grand Canyon (N) (11/19/2023)
	2		vs Virginia Tech (N) (11/10/2023)
<b>TURNOVERS</b>	3		George Washington (12/01/2023)
	8		at Clemson (12/06/2023)
	8		Notre Dame (11/28/2023)
<b>FOULS</b>	9		George Washington (12/01/2023)
	13		VMI (11/13/2023)



2023-24 South Carolina Men's Basketball  
Team High/Low Analysis  
All games

Opponent - Game Lows

<b>POINTS</b>	53		Notre Dame (11/28/2023)
	53		USC Upstate (11/06/2023)
	62		at East Carolina (12/09/2023)
	64		VMI (11/13/2023)
	67		George Washington (12/01/2023)
<b>FIELD GOALS MADE</b>	17		Notre Dame (11/28/2023)
	20		vs Grand Canyon (N) (11/19/2023)
<b>FIELD GOAL ATTEMPTS</b>	51		vs Grand Canyon (N) (11/19/2023)
	52		Notre Dame (11/28/2023)
	52		vs Virginia Tech (N) (11/10/2023)
<b>FIELD GOAL PERCENTAGE</b>	.327	(17-52)	Notre Dame (11/28/2023)
	.356	(21-59)	USC Upstate (11/06/2023)
<b>3 PT FG MADE</b>	4		vs DePaul (N) (11/17/2023)
	4		VMI (11/13/2023)
	4		USC Upstate (11/06/2023)
<b>3 PT FG ATTEMPTS</b>	13		VMI (11/13/2023)
	16		vs Grand Canyon (N) (11/19/2023)
	16		vs DePaul (N) (11/17/2023)
	16		USC Upstate (11/06/2023)
<b>3 PT FG PERCENTAGE</b>	.250	(4-16)	vs DePaul (N) (11/17/2023)
	.250	(4-16)	USC Upstate (11/06/2023)
<b>FREE THROWS MADE</b>	6		George Washington (12/01/2023)
	7		USC Upstate (11/06/2023)
<b>FREE THROW ATTEMPTS</b>	8		George Washington (12/01/2023)
	14		USC Upstate (11/06/2023)
<b>FREE THROW PERCENTAGE</b>	.500	(7-14)	USC Upstate (11/06/2023)
	.588	(10-17)	VMI (11/13/2023)
<b>REBOUNDS</b>	23		vs Virginia Tech (N) (11/10/2023)
	27		USC Upstate (11/06/2023)
<b>ASSISTS</b>	7		vs Grand Canyon (N) (11/19/2023)
	8		at East Carolina (12/09/2023)
	8		Notre Dame (11/28/2023)
<b>STEALS</b>	2		Notre Dame (11/28/2023)
	3		George Washington (12/01/2023)
	3		vs Grand Canyon (N) (11/19/2023)
<b>BLOCKED SHOTS</b>	1		vs Grand Canyon (N) (11/19/2023)
	1		vs Virginia Tech (N) (11/10/2023)
<b>TURNOVERS</b>	5		vs Virginia Tech (N) (11/10/2023)
	8		at East Carolina (12/09/2023)
<b>FOULS</b>	9		George Washington (12/01/2023)
	12		vs Virginia Tech (N) (11/10/2023)



#0 EBRIMA DIBBA



#1 JACOBI WRIGHT



#2 B.J. MACK



#4 STEPHEN CLARK



#5 MEECHIE JOHNSON



#10 MYLES STUTE



#12 ZACHARY DAVIS



#13 AUSTIN HERRO



#14 ELI SPARKMAN



#15 MORRIS UGUSUK



#20 DANNY GRAJZL



#21 ARDEN CONYERS



#30 COLLIN MURRAY-BOYLES



#31 BENJAMIN BOSMANS-VERDONK



#33 JOSH GRAY




#55 TA'LON COOPER



LAMONT PARIS



TIM BUCKLEY



TANNER BRONSON



EDDIE SHANNON