



# SOUTH CAROLINA WOMEN'S BASKETBALL

Dir. Communications/PR: Diana Koval | Office: 803.777.7977 | Cell: 314.369.6050 | Email: dkoval@mailbox.sc.edu  
 Web: www.GamecocksOnline.com | Twitter: @GamecockWBB | Instagram: @GamecockWBB | TikTok: @GamecockWBB | Facebook: @GamecockWBB

## #1/1 SOUTH CAROLINA (9-0) vs. PRESBYTERIAN (7-3) DECEMBER 16, 2023 – 1 P.M. – COLUMBIA, S.C. – COLONIAL LIFE ARENA

### HOW TO FOLLOW

TV: SECN+ (Dave Weinstein, Brett Ball)  
 Radio: 107.5 FM / SiriusXM Ch 158 or 191 (Brad Muller)  
 Live Stats: StatBroadcast.com

### THE MATCHUP

#### GAMECOCKS

9-0, 0-0 SEC

Ranking: 1/1 (AP/Coaches)  
 Head Coach: Dawn Staley  
 Record at SC: 411-106 (16th)  
 Career Record: 583-186 (24th)  
 Top Scorer: Kamilla Cardoso (14.7)  
 Top Rebounder: Kamilla Cardoso (10.9)



#### BLUE HOSE

7-3, 0-0 SoCon

Ranking: -/- (AP/Coaches)  
 Head Coach: Alaura Sharp  
 Record at PC: 63-92 (6th)  
 Career Record: Same  
 Top Scorer: Bryanna Brady (13.2)  
 Top Rebounder: Nuria Cunill (4.9)



#### THE SERIES

South Carolina Record: 2-0  
 H: 2-0 A: 0-0 N: 0-0  
 Current Streak: Won 2  
 Last Meeting: W, 52-24, 11/27/11 in Columbia  
 First Meeting: W, 68-40, 12/28/10 in Columbia

### GAMECOCK NOTABLES

- South Carolina's offense is as balanced as it has been in many seasons. Four Gamecocks average double-figure points, including one off the bench, and three others are netting at least 9.0 points per game.
- The Gamecocks' bench ranks fourth in the nation with 35.9 points per game. Meanwhile, South Carolina's starters are outscoring opponent starters 55.9-42.4 points per game.
- South Carolina scores 55.7 percent of its points in the paint and 22.5 percent from 3-point range.
- Gamecock guards account for 52.1 percent of the team's scoring this season (47.8 ppg).
- South Carolina is second in the nation with 51.0 rebounds per game. Per Her Hoop Stats, the Gamecocks are sixth in the nation with a .610 rebounding percentage. South Carolina is eighth in the country in offensive rebounding percentage, grabbing 42.1 percent of its own misses.
- Senior Te-Hina Paopao is putting up career-best efficiency numbers so far this season, hitting 50.7 percent from the field, including an SEC-best 51.2 percent from 3-point range to rank 15th in the nation. Her 13.1 points per game are just shy of her career mark but are coming in the fewest minutes per game in her four-year career.
- National Player of the Year candidate Kamilla Cardoso is fifth in the nation with an SEC-best 3.11 blocks per game, 14th in rebounds per game (10.89), 16th in double-doubles (5) and 17th in field goal percentage (61.9). Her scoring and rebounding averages are the best of her college career, including her All-ACC First Team freshman year at Syracuse.
- Sophomore Chloe Kitts has been solid throughout the season. Her 10.5 rebounds per game over last week's wins move her into 20th in the SEC with 6.7 boards per game to go with her 10.1 points per game.

### SCHEDULE/RESULTS












<i>Aflac OUI-Play (Paris, France)</i>		
Nov. 6	vs. #10/10 Notre Dame (ESPN)	W, 100-71
Nov. 12	#14/11 Maryland (ABC)	W, 114-76
Nov. 16	Clemson (SECN)	W, 109-40
Nov. 20	South Dakota State (SECN+)	W, 78-38
Nov. 24	Miss. Valley St. (SECN+)	W, 101-19
<i>ACC/SEC Challenge</i>		
Nov. 30	at #24/24 North Carolina (ESPN)	W, 65-58
<i>Jimmy V Classic</i>		
Dec. 3	at Duke (ABC)	W, 77-61
Dec. 6	Morgan State (SECN+)	W, 104-38
<i>Basketball Hall of Fame Showcase (Uncasville, CT)</i>		
Dec. 10	vs. #11/7 Utah (ESPN)	W, 78-69
Dec. 16	Presbyterian (SECN+)	1 p.m.
Dec. 19	at Bowling Green	7 p.m.
Dec. 30	at East Carolina (ESPN2)	Noon
Jan. 4	at Florida* (SECN)	7 p.m.
Jan. 7	Mississippi State* (ESPN)	1 p.m.
Jan. 11	at Missouri* (SECN+)	8 p.m.
Jan. 15	Kentucky* (SECN)	7 p.m.
Jan. 21	at Texas A&M* (SECN)	5 p.m.
Jan. 25	at LSU* (ESPN)	8 p.m.
Jan. 28	Vanderbilt* (SECN) <i>We Back Pat</i>	3 p.m.
Feb. 1	at Auburn* (SECN+)	8 p.m.
Feb. 4	Ole Miss* (ESPN2) <i>Play 4 Kay</i>	2 p.m.
Feb. 8	Missouri* (SECN)	7 p.m.
Feb. 11	Connecticut (ESPN)	2 p.m.
Feb. 15	at Tennessee* (ESPN)	7 p.m.
Feb. 18	Georgia* (ABC)	1 p.m.
Feb. 22	Alabama* (SECN)	7 p.m.
Feb. 25	at Kentucky* (SECN)	3 p.m.
Feb. 29	at Arkansas* (SECN)	9 p.m.
Mar. 3	Tennessee* (ESPN)	Noon
Mar. 6-8	SEC Tournament (Greenville, SC)	

\* indicates SEC game  
 All Times Listed as Eastern and are subject to change  
 Television outlet listed in parentheses

8	10	61.7
Eight Gamecocks shoot at least 50.0 percent from the field, including four guards.	South Carolina is top 10 in the nation in 10 different stats this season, including seven top-5 rankings.	The Gamecocks shot 61.7 percent from the field over two games last week, including hitting at least 70.0 percent in three different quarters.

### TALE OF THE TAPE

SOUTH CAROLINA	91.8	.521	.397	6.9	.652	12.9	52.2	+39.6	.300	.246	+18.3	21.2	+2.7	9.6	9.6
	Points	FG%	3FG%	3FGM per Game	FT%	FTM per Game	Scoring Def.	Scoring Margin	FG% Def.	3FG% Def.	Reb. Margin	Assist Avg.	TO Margin	Blocks Avg.	Steals Avg.
PC	63.6	.425	.310	6.2	.702	9.2	55.3	+8.3	.344	.249	+6.0	14.4	-3.4	1.2	5.6

<b>0</b>		<p><b>Te-Hina Paopao</b> <i>tuh-HEE-nuh POW-pow</i></p> <p>5-0 • Sr. • Guard Oceanside, Calif.</p>	<p><b>Season</b></p> <p>PPG 13.5 APG 3.5 FG% .507 3FG% .512 FT% .700</p>	<p><b>Career*</b></p> <p>12.6 3.6 .427 .393 .853</p>	<p><b>LAST GM:</b> 15 pts, 2 assts, 3 stls vs. Utah <b>NOTABLE:</b> Good court vision and outside shooter ... 15th in NCAA in 3FG%, 4th in SEC 3s/gm (2.75) ... Nancy Lieberman Award, Wooden Award Preseason Watch List ... Preseason All-SEC 2nd Team.</p>	<p><b>Career Highs</b></p> <p><b>Pts:</b> 28 vs. Stanford, 3/2/23* <b>Reb:</b> 9 vs. Stanford, 2/15/21* <b>Asst:</b> 10 vs. USD, 3/23/23* <b>Stl:</b> 4, 2x, vs. Seatt., 11/12/22* <b>3FG:</b> 7, 2x, vs. Stan., 3/23/23*</p>
<b>2</b>		<p><b>Ashlyn Watkins</b> <i>ASH-lynn</i></p> <p>6-3 • So. • Forward Columbia, S.C.</p>	<p><b>Season</b></p> <p>PPG 9.1 RPG 6.2 BPG 2.7 FG% .607 FT% .444</p>	<p><b>Career</b></p> <p>5.8 3.7 1.2 .574 .460</p>	<p><b>LAST GM:</b> 8 pts, 6 rebs, 2 blks vs. Utah <b>NOTABLE:</b> Strong, effortlessly athletic ... developing midrange ... 12th in NCAA in blks/gm ... 3rd on team in rebounding ... 2 double-doubles ... first dunk in program history at Clemson (11/17/22).</p>	<p><b>Career Highs</b></p> <p><b>Pts:</b> 16 vs. Cstl. Car., 12/21/22 <b>Reb:</b> 11, 2x, vs. MD, 11/12/23 <b>Blk:</b> 5 vs. Maryland, 11/12/23 <b>Asst:</b> 3, 2x, vs. SDSU, 11/20/23 <b>Stl:</b> 4 vs. S. Dakota St., 11/20/23</p>
<b>5</b>		<p><b>Tessa Johnson</b></p> <p>6-0 • Fr. • Guard Albertville, Minn.</p>	<p><b>Season</b></p> <p>PPG 5.2 RPG 1.5 APG 1.2 FG% .545 3FG% .444</p>	<p><b>Career</b></p> <p>5.2 1.5 1.2 .545 .444</p>	<p><b>LAST GM:</b> 2 pts, 1 stl, 8 mins vs. Utah <b>NOTABLE:</b> Outside scoring threat ... No. 25 overall in Class of 2023 ... McDonald's All-American (won 3-pt contest), Minn. Gatorade POY, MGBCA Miss Basketball ... two-time MGBCA All-State.</p>	<p><b>Career Highs</b></p> <p><b>Pts:</b> 16 vs. Morgan St, 12/6/23 <b>Reb:</b> 7 vs. Maryland, 11/12/23 <b>Asst:</b> 4 vs. Maryland, 11/12/23 <b>Stl:</b> 3 vs. Maryland, 11/12/23 <b>3FG:</b> 2, 2x, vs. MSU, 12/6/23</p>
<b>10</b>		<p><b>Kamilla Cardoso</b> <i>kuh-MILL-uh car-DOE-zo</i></p> <p>6-7 • Sr. • Center Montes Claros, Brazil</p>	<p><b>Season</b></p> <p>PPG 14.7 RPG 10.9 BPG 3.1 FG% .619 FT% .683</p>	<p><b>Career*</b></p> <p>9.8 7.5 2.1 .568 .666</p>	<p><b>LAST GM:</b> 17 pts, 6 rebs, 2 blks vs. Utah <b>NOTABLE:</b> Dominant on both ends ... 16th in NCAA in dbl-dbls (5), 5th in bpg, 14th in rpg, 17th in FG%... All NPOY &amp; Lisa Leslie watch lists ... 2023 FIBA AmeriCup MVP ... 2023 SEC 6th Woman of the Year.</p>	<p><b>Career Highs</b></p> <p><b>Pts:</b> 25 vs. Lincoln, 12/2/20* <b>Reb:</b> 16, 2x, vs. Ark, 1/22/23* <b>Assts:</b> 6 vs. Buffalo, 11/20/21* <b>Blk:</b> 9 vs. Notre Dame, 1/31/21* <b>Stl:</b> 2, 7x, at Duke, 12/3/23*</p>
<b>12</b>		<p><b>MiLaysia Fulwiley</b> <i>my-LAY-zhuh full-WHY-lee</i></p> <p>5-10 • Fr. • Guard Columbia, S.C.</p>	<p><b>Season</b></p> <p>PPG 12.1 APG 3.0 FG% .500 3FG% .344 FT% .727</p>	<p><b>Career</b></p> <p>12.1 3.0 .500 .344 .727</p>	<p><b>LAST GM:</b> 12 pts, 2 rebs, 1 asst vs. Utah <b>NOTABLE:</b> Called a "generational player" by Staley ... gifted athlete who soaks up coaching ... 3rd on team in ppg ... 10th in SEC in bpg (1.33) ... #13 in Class of 2023 ... HS All-American ... 4x SCBCA Plyr of the Yr.</p>	<p><b>Career Highs</b></p> <p><b>Pts:</b> 18 vs. Clemson, 11/16/23 <b>Reb:</b> 9 vs. Clemson, 11/16/23 <b>Asst:</b> 6, 2x, last vs. MSU, 12/6/23 <b>Stl:</b> 6 vs. Notre Dame, 11/6/23 <b>3FG:</b> 4 vs. Clemson, 11/16/23</p>
<b>20</b>		<p><b>Sania Feagin</b> <i>suh-NYE-uh FAY-ghin</i></p> <p>6-3 • Fr. • Forward Ellenwood, Ga.</p>	<p><b>Season</b></p> <p>PPG 6.4 RPG 4.1 BPG 0.4 FG% .542 FT% .600</p>	<p><b>Career</b></p> <p>3.7 2.2 0.5 .587 .647</p>	<p><b>LAST GM:</b> 3 pts, 3 rebs, 1 stl vs. Utah <b>NOTABLE:</b> Can be physical inside, also worked on perimeter in offseason ... 3 gms of 10+ points ... opened season with 12 pts vs. Notre Dame ... Katrina McClain Award Watch List.</p>	<p><b>Career Highs</b></p> <p><b>Pts:</b> 15 vs. ETSU, 11/7/22 <b>Reb:</b> 7, 3x, vs. CCU, 12/21/22 <b>Asst:</b> 2, 2x, vs. NCAT, 11/29/21 <b>Blk:</b> 3, 3x, vs. CCU, 12/21/22 <b>Stl:</b> 2 at Georgia, 2/13/22</p>
<b>21</b>		<p><b>Chloe Kitts</b></p> <p>6-2 • So. • Forward Ovideo, Fla.</p>	<p><b>Season</b></p> <p>PPG 10.1 RPG 6.7 BPG 0.8 FG% .493 FT% .658</p>	<p><b>Career</b></p> <p>4.4 3.3 0.3 .455 .630</p>	<p><b>LAST GM:</b> 11 pts, 7 rebs, 4 assts vs. Utah <b>NOTABLE:</b> Tenacious, hard worker, physical ... 6 gms 10+ pts, 2 gms 10+ rebs ... 2023 FIBA U19 World Cup gold medal ... early enrollee (Dec. 2022) after being ranked #17 overall in 2023 Class.</p>	<p><b>Career Highs</b></p> <p><b>Pts:</b> 14 at Duke, 12/3/23 <b>Reb:</b> 14 vs. Morgan St., 12/6/23 <b>Asst:</b> 4, 2x, vs. Utah, 12/10/23 <b>Blk:</b> 2, 2x, vs. MVSU, 11/24/23 <b>Stl:</b> 2 vs. Ch. Sthrn., 12/18/22</p>
<b>23</b>		<p><b>Bree Hall</b></p> <p>6-0 • Jr. • Guard Dayton, Ohio</p>	<p><b>Season</b></p> <p>PPG 9.0 APG 1.4 FG% .408 3FG% .378 FT% .818</p>	<p><b>Career</b></p> <p>4.4 0.3 .378 .347 .653</p>	<p><b>LAST GM:</b> 7 pts, 4 rebs, 2 blks vs. Utah <b>NOTABLE:</b> Tough defender, explosive going to the rim, solid from outside ... last 4 gms – 11.0 ppg 57.7FG% ... CSC Acad. All-District (2023) ... co-chair of SEC Basketball Leadership Council.</p>	<p><b>Career Highs</b></p> <p><b>Pts:</b> 18 at Alabama, 1/29/23 <b>Reb:</b> 6, 2x, vs. USF, 3/19/23 <b>Asst:</b> 3, 2x, last vs. MSU, 12/6/23 <b>Stl:</b> 2, 3x, at Clem., 11/17/22 <b>3FG:</b> 4 at Alabama, 1/29/23</p>
<b>24</b>		<p><b>Sahnja Jah</b> <i>suh-NYE-uh JAW</i></p> <p>6-0 • Fr. • Forward Alexandria, Va.</p>	<p><b>Season</b></p> <p>PPG 4.1 RPG 2.9 BPG 0.1 FG% .394 FT% .333</p>	<p><b>Career</b></p> <p>4.1 2.9 0.1 .394 .333</p>	<p><b>LAST GM:</b> 6 pts, 2 rebs, 14 mins vs. MSU <b>NOTABLE:</b> Incredibly athletic, fearless, competitive on both sides of the ball ... #40 overall in Class of 2023 ... WBCA Hon. Men. All-Amer. ... led Montverde to 2023 GEICO HS National Championship.</p>	<p><b>Career Highs</b></p> <p><b>Pts:</b> 8 vs. Clemson, 11/16/23 <b>Reb:</b> 7 vs. MVSU, 11/24/23 <b>Asst:</b> 4 vs. MVSU, 11/24/23 <b>Blk:</b> 1 vs. S. Dakota St., 11/20/23 <b>Stl:</b> 2 vs. S. Dakota St., 11/20/23</p>
<b>25</b>		<p><b>Raven Johnson</b></p> <p>5-9 • So. • Guard Atlanta, Ga.</p>	<p><b>Season</b></p> <p>PPG 9.9 APG 6.4 FG% .529 3FG% .435 FT% .556</p>	<p><b>Career</b></p> <p>5.1 3.9 .415 .296 .629</p>	<p><b>LAST GM:</b> 2 pts, 2 rebs, 4 assts vs. Utah <b>NOTABLE:</b> Great instincts ... quick with ball and decision maker ... best career FG%ages ... 17th in NCAA in avg, 26th in A:TO (2.76) ... 2023 SEC All-Freshman Team ... 2023 FIBA AmeriCup silver medal.</p>	<p><b>Career Highs</b></p> <p><b>Pts:</b> 18 vs. S. Dak. St., 11/20/23 <b>Reb:</b> 8, 2x, vs. MVSU, 11/24/23 <b>Asst:</b> 17 vs. Clemson, 11/16/23 <b>Stl:</b> 5, 3x, vs. MVSU, 11/24/23 <b>3FG:</b> 3, 2x, at Duke, 12/3/23</p>
<b>35</b>		<p><b>Sakima Walker</b> <i>suh-KEY-muh</i></p> <p>6-5 • Sr. • Center Columbus, Ohio</p>	<p><b>Season</b></p> <p>PPG 2.1 RPG 1.8 BPG 0.3 FG% .667 FT% .875</p>	<p><b>Career*</b></p> <p>3.6 2.3 0.4 .570 .619</p>	<p><b>LAST GM:</b> 2 pts, 1 reb, 3 mins vs. Utah <b>NOTABLE:</b> Scorer, rebounder, rim defender ... NJCAA D1 Player of the Year and Tournament MVP, led NW Florida to 2023 national title ... 13 double-doubles in 32 games last season.</p>	<p><b>Career Highs</b></p> <p><b>Pts:</b> 13 vs. Wagner, 12/18/21* <b>Reb:</b> 8 vs. Sac. Heart, 12/20/20* <b>Asst:</b> 2 vs. Hamp., 12/18/20* <b>Blk:</b> 3 vs. Hamp., 12/18/20* <b>Stl:</b> 3, 3x, C Conn St., 12/14/21*</p>

\* indicates includes games at previous NCAA Div. I institution

## QUICK FACTS

### The University

**Location:** Columbia, S.C.

**Founded:** 1801

**Enrollment:** 36,200

**Colors:** Garnet (PMS 202C) and Black

**Nickname:** Gamecocks

**Conference:** Southeastern

**University President:** Michael Amiridis

**Athletics Director:** Ray Tanner

**Facility:** Colonial Life Arena (18,000)

### Coaching Staff

**Head Coach:** Dawn Staley

**Alma Mater:** Virginia, 1992

**Overall Record:** 583-186 (24th season)

**School Record:** 411-106 (16th season)

**Assoc. Head Coach, Alma Mater:**

Lisa Boyer, Ithaca, 1979 (15th season)

**Assistant Coaches, Alma Mater:**

Jollette Law, Iowa, 1990 (6th season)

Winston Gandy, Maryland, 2003 (1st season)

Mary Wooley, USC Aiken, 2002 (1st season)

Khadijah Sessions, South Carolina, 2016 (1st season)

### Team Information

**2022-23 Record:** 36-1

Home: 17-0 Away: 13-0 Neutral: 6-1

**SEC Record (Finish):** 16-0 (1st)

Home: 8-0 Away: 8-0

**Letterwinners Returning/Lost:** 6/8

**Starters Returning/Lost:** 5/0

### Program History

**First Year of Women's Basketball:** 1974-75

**All-Time Record:** 991-535 (50th season)

**All-Time SEC Record:** 247-232 (33rd season)

**NCAA Appearances (Last):** 19 (2023)

**NCAA Tournament Record:** 44-17

**2023 NCAA Result:** Final Four

**WNIT Appearances (Last):** 4 (2011)

**WNIT Record:** 3-4

### Media Relations

**Women's Basketball Contact:** Diana Koval

**Office:** 803.777.7977

**Cell:** 314.369.6050

**Email:** dkoval@mailbox.sc.edu

**Women's Basketball on Social Media:**

**Twitter:** @GamecockWBB

**Instagram:** @GamecockWBB

**Facebook:** @GamecockWBB

**TikTok:** @GamecockWBB

**Head Coach on Social Media**

**Twitter:** @DawnStaley

**Instagram:** @Staley05

**Athletics Department on the Web**

**Website:** GamecocksOnline.com

**Twitter:** @GamecocksOnline

**Instagram:** @GamecocksOnline

**Facebook:** Facebook.com/GamecocksOnline

**YouTube:** YouTube.com/GamecocksOnline

## CURRENT STREAKS

	Total	Home	Road	Neut.
Overall	W9	W47	W22	W2
SEC	W31	W32	W15	—
Non-Conference	W9	W23	W9	W2
Ranked Teams	W4	W11	W8	W2

### A Perennial Power

South Carolina women's basketball had been a national power for more than a decade under head coach Dawn Staley, including six 30-win seasons in the last nine campaigns. The Gamecocks have played in the NCAA Final Four five times in the last eight NCAA Tournaments, including winning the 2017 and 2022 National Championships. They have been ranked in every AP Poll since Dec. 10, 2012, including a top-10 spot every week since the start of the 2019-20 season. The Gamecocks have amassed 68 AP No. 1 rankings all-time, the fourth-most by a program in the history of that poll (3rd is La Tech, 83).

Under head coach Dawn Staley's leadership, nine Gamecocks have earned All-America status, three have earned SEC Player of the Year honors and 19 have picked up All-SEC recognition at least once. In the last nine seasons, 14 Gamecocks have been selected in the WNBA Draft, including 10 first-round picks, highlighted by two No. 1 overall picks in the last six years. Three Gamecocks have been named WNBA Rookie of the Year and one is a two-time WNBA MVP and two-time WNBA Defensive Player of the Year.

### The Presbyterian Series

The Gamecocks have won both previous games against the Blue Hose, both played in the early years of the Dawn Staley era at South Carolina. Both games were played in Columbia and both decided by 28 points.

### Home Sweet Home

The Gamecocks are 518-165 (.758) in home games (some records prior to 1976-77 did not include location of games). Current head coach Dawn Staley is 206-34 at home with that .858 winning percentage is the best in program history.

Playing in its 22nd season at Colonial Life Arena, South Carolina boasts a 269-67 (.801) record in the building, including four undefeated seasons since 2013-14. Staley's share of that record is 203-34 (.857).

South Carolina currently has a program-record 47-game home winning streak that began on Dec. 17, 2020.

### Ranking Review

South Carolina sits atop both national polls again this week. It marks the 68th time the Gamecocks have been

## TEAM THEME: LOVE

As with most seasons, the LOVE theme has many meanings, all of which are rooted in loving the game of women's basketball. Staley often notes that "if you love the game, it will love you back" – and her career is evidence of that.

For her team, loving basketball is more than loving the wins and the trophies and the cheers from fans. That's just one side of the relationship. The pursuit of those means also loving the commitment and the sacrifice and the discipline required to get better every day, and it even means loving the doubt and criticism of others.

For the FAMS – the program's loyal fanbase – loving basketball means investing their time and money, it means saving their vacation days to come to games, and it means pouring their energy into the program's success. In return, Gamecock FAMS are part of a community that puts aside all other differences to share their love of the game and of being such an integral part of Staley's program.

No. 1 in the AP Poll – the fourth-most of any program in that poll's history.

The Gamecocks have the longest active streak of weeks in the AP Top 10 at 81, beginning with the 2019-20 preseason poll. Their 212 straight appearances in the AP Poll, dating back to Dec. 10, 2012, marks the second-longest active streak in the nation and the 11th longest all-time (trailing just La. Tech 214 to make it into the top 10).

In the USA Today/WBCA Coaches' Poll, South Carolina has been in the top 10 since claiming the No. 10 spot in the 2019-20 preseason poll.

### Ranked Readings

Against ranked teams, South Carolina is 110-67 (.621) in the Dawn Staley era (beginning 2008-09), and even that mark is skewed by the early seasons of her tenure. Since the start of the 2014-15 campaign, the Gamecocks are 95-28 (.772) against ranked teams.

This season, South Carolina is 4-0 vs. ranked teams, and those four are the most by any team this season.

## GAMECOCKS IN THE RANKINGS (thru games of 12/14)

Team	SEC	NCAA	Actual	Kamilla Cardoso	SEC	NCAA	Actual
Scoring Offense	2	6	91.8	Points Per Game	14	204	14.67
Scoring Defense	2	17	52.2	Rebounds Per Game	2	14	10.89
Scoring Margin	1	1	+39.6	Field Goal Percentage	1	17	.619
Field Goal Percentage	1	2	.521	Blocks Per Game	1	5	3.11
Field Goal %age Def.	1	1	.300	Double-Doubles	4	16	5
3-Point FG %age	1	8	.397	<b>Raven Johnson</b>	<b>SEC</b>	<b>NCAA</b>	<b>Actual</b>
3-Point FG %age Def.	2	31	.246	Assists Per Game	3	17	6.44
3-Point FG Made/Gm.	4	116	6.9	A:TO Ratio	3	26	2.76
Free Throw Percentage	12	276	.652	Steals Per Game	4	39	2.78
Rebounding Offense	1	2	51.0	<b>Te-Hina Paopao</b>	<b>SEC</b>	<b>NCAA</b>	<b>Actual</b>
Rebounding Margin	1	3	+18.3	Points Per Game	18	—	13.13
Offensive Rebound Avg.	6	41	15.0	3-Point FG Percentage	1	15	.512
Assists Per Game	1	7	21.2	3FGs Made Per Game	3	40	2.75
Steals Per Game	6	85	9.6	<b>Ashlyn Watkins</b>	<b>SEC</b>	<b>NCAA</b>	<b>Actual</b>
Turnover Margin	6	94	+2.67	Blocks Per Game	2	12	2.67
Turnovers Per Game	7	89	14.6				
Assist-to-Turnover Ratio	1	18	1.46				
Blocked Shots Per Game	1	1	9.6				
Bench Points Per Game	1	4	35.9				
Home Attendance Avg.	1	1	15,673				

### The Staley File

In her 24th season as a head coach, Dawn Staley has a .758 (583-186) winning percentage, which ranks ninth in the nation among active head coaches with at least 15 seasons of experience and seventh among those with at least 20 years in the position. The unanimous 2020 National Coach of the Year, she became the first person to win both a Naismith Player of the Year and a Naismith Coach of the Year and the first Black head coach to win multiple national championships in men's or women's basketball. She has been named national coach of the year by at least one organization four times, including three times in the last four seasons.

In her 16th season leading the Gamecocks, Staley is the program's all-time winningest coach (411) with a program-record 12 postseason appearances (11 NCAA/1 WNIT). She accounts for all five of the Gamecocks' Final Four appearances (2015, 2017, 2021, 2022, 2023) and the first NCAA National Championships in program history (2017, 2022).

After claiming seven SEC regular-season titles, Staley has won 183 SEC games, the most among active league coaches and third all-time – trailing just Women's Basketball Hall of Fame inductees Andy Landers (Georgia, 273) and Pat Summitt (Tennessee, 306). Her 12.2 SEC wins average per season is the best in league history among coaches with more than two years in the league, and her .769 SEC winning percentage (183-55) is second only to Summitt (.874) in league history.

### Watch It!

Senior center Kamilla Cardoso has gotten the lion's share of the preseason awards attention, but senior transfer Te-Hina Paopao and junior Sania Feagin have seen some accolades as well.

Cardoso earned spots on the preseason watch lists for the Naismith Trophy, Wade Trophy, Wooden Award and the Lisa Leslie Center of the Year Award. She was a Preseason All-SEC First-Team selection by both the media and coaches as well.

Paopao joined Cardoso on the Wooden Award Watch List and picked up her first SEC recognition

when the coaches tabbed her for Preseason All-SEC Second-Team honors. She also was one of 20 named to the Nancy Lieberman Point Guard of the Year Award watch list.

For the third season in a row, Feagin was named to the Katrina McClain Power Forward of the Year Award watch list.

### Opponent Files

South Carolina's regular-season schedule includes five non-conference games against teams ranked at the time of the game or in at least one of the two national polls this week, the second most among ranked teams. Four of those games came in the first five weeks of the season – against #10/10 Notre Dame (W, 100-71), #14/11 Maryland (W, 114-76), at #24/24 North Carolina (W, 65-58), against #11/7 Utah (78-69).

The Gamecocks hold the top spot in the NET rankings as one of four schools with at least two wins over NET top-25 teams and an overall non-conference strength of schedule ranked 12th. Their average opponent NET ranking is 104, which is best in the SEC and 19th in the nation.

Looking ahead, South Carolina has two more games against teams currently ranked in both national polls – at #7/6 LSU (Jan. 25) and #17/18 UConn (Feb. 11).

### Keep It a Buck

South Carolina has scored at least 100 points in five games this season, matching the program record for 100-point games in a season, originally set by the 1978-79 team.

The Gamecocks opened the season hitting the 100-point mark in three straight games, the longest such streak in program history.

The Gamecocks' 114 points against Maryland were the second-most in program history and the most against a ranked opponent.

### Quarter Breakdown

South Carolina's defense has held an opponent to single digits in a quarter 14 times this season. The Gamecocks have out-scored their opponent by 15 or more points in a quarter 12 times. The scoring differential is largest in the second quarter (+12.2).

Here's a more detailed look at the quarter-by-quarter production for the Gamecocks this season:

Qtr.	SC-Opp		Avg. Pts.		SC-Opp		Avg. Reb.	
	Avg. Pts	Margin	Avg. Reb	Margin	Avg. Reb	Margin		
1	21.8-14.4	+7.4	11.7-7.7	+4.0				
2	22.6-10.3	+12.2	14.3-7.9	+6.4				
3	24.0-15.3	+8.7	12.1-8.8	+3.3				
4	23.4-12.2	+11.2	12.9-8.3	+4.6				

The Gamecocks tied the program record most points in a quarter, posting 37 in the third quarter against #14/11 Maryland (Nov. 12). They have scored at least 30 points in three other quarters this season.

Individually, two Gamecocks have scored double

## NATIONAL RANKINGS

### Associated Press Poll (Dec. 11)

1. South Carolina	9-0
2. UCLA	9-0
3. NC State	10-0
4. Iowa	10-1
5. Texas	10-0
6. Southern Cal	8-0
7. LSU	9-1
8. Colorado	9-1
9. Stanford	8-1
10. Baylor	7-0
11. Utah	8-2
12. Kansas State	9-1
Ohio State	8-1
14. Notre Dame	7-1
15. Indiana	8-1
16. Virginia Tech	7-2
17. UConn	6-3
18. Louisville	9-1
19. Marquette	9-0
20. Creighton	7-1
21. Gonzaga	10-2
22. Florida State	7-3
23. UNLV	9-0
24. Miami	8-0
25. North Carolina	6-4

### USA Today/WBCA Coaches' Poll (Dec. 12)

1. South Carolina	9-0
2. UCLA	9-0
3. Iowa	10-1
4. NC State	10-0
5. Southern Cal	8-0
6. LSU	9-1
7. Texas	10-0
8. Colorado	9-1
9. Stanford	8-1
10. Utah	8-2
11. Ohio State	8-1
12. Notre Dame	7-1
13. Baylor	7-0
14. Virginia Tech	7-2
15. Indiana	8-1
16. Kansas State	9-1
17. Louisville	9-1
18. UConn	6-3
19. Marquette	9-0
20. Creighton	7-1
21. Gonzaga	10-2
22. Florida State	7-3
23. Miami	8-0
24. UNLV	9-0
25. North Carolina	6-4

digits in a single quarter – Te-Hina Paopao (2) Kamilla Cardoso (1). The top single-quarter individual scoring this season is 13 points by Cardoso in the third vs. #10/10 Notre Dame (Nov. 6).

### Bench Mob

Any question about South Carolina's bench points falling off with last season's top bench scorers moving into the starting lineup were dispelled early. The Gamecocks'

## 2023-24 AWARDS

### Kamilla Cardoso

2x USBWA Player of the Week (11/6-12, 11/27-12/3)  
SEC Player of the Week (11/6-13)  
Wade Trophy Watch List  
Naismith Trophy Watch List  
Wooden Award Watch List  
Lisa Leslie Award Preseason Watch List  
Preseason All-SEC First Team (Coaches, Media)

### Sania Feagin

Katrina McClain Award Preseason Watch List

### Raven Johnson

SEC co-Player of the Week (11/14-20)

### Te-Hina Paopao

SEC Player of the Week (12/5-11)  
Wooden Award Watch List  
Preseason All-SEC Second Team (Coaches)  
Nancy Lieberman Award Preseason Watch List

## GAMECOCKS IN 2023-24 NATIONAL POLLS

Poll	Pre	11/13	11/20	11/27	12/4	12/11	12/18	12/25	1/1	1/8	1/15	1/22	1/29	2/5	2/12	2/19	2/26	3/4	3/11	Final
Associated Press	6	1	1	1	1	1														
Coaches	4	1	1	1	1	1														

six-woman bench is fourth in the nation with 35.9 points per game.

Last season, the Gamecocks led the nation with 36.1 bench points per game. The second-place team (Georgia Southern) turned in 31.2.

**Dime Droppers**

There are few things head coach Dawn Staley likes more than the extra pass. Long preaching that the ball will find who should shoot it, she has seen this year's team bring that philosophy to life. The Gamecocks twice broke the program's Staley-era record for single-game assists in the first three games of the season.

South Carolina has assisted on 59.0 percent of its made field goals this season. The Gamecocks are seventh in the country with an SEC-best 21.2 assists per game and are 18th in assist-to-turnover ratio at 1.46, also an SEC best.

Raven Johnson is 17th in the nation with 6.44 assists per game (3rd in SEC). Her 17 assists against Clemson (Nov. 16) were the second-most in program history and the most by an SEC player since 2005. Her 2.76 assist-to-turnover ratio is 26th in the NCAA and third in the SEC.

Behind Johnson, Te-Hina Paopao is 10th in the SEC with 3.5 assists per game.

**Three For All**

Long the Achilles heel for the Gamecocks, this season's team has thrived behind the arc so far, especially when all 11 players have been available. The Gamecocks are eighth in the nation in accuracy, hitting an SEC-best 39.7 percent from 3-point range and are making 6.9 3s per game on the season. Those numbers rise to 43.3 percent accuracy and 7.3 made 3s per game against ranked opponents.

While the program record for made 3s per game is 9.2 set in 1993-94, the Staley era's high was 5.8 in 2018-19.

Te-Hina Paopao's SEC-best 51.2 percent accuracy ranks 15th in the country, and her 2.75 made 3s per game are third in the SEC.

The Gamecocks' other two starting guards are lighting

it up with career-high numbers beyond the arc as well. Raven Johnson is close behind Paopao at 43.5 percent shooting, and Bree Hall comes in at 37.8 percent, which includes 9-of-15 (.600) shooting over the last four games.

**Paint Production**

South Carolina has long dominated the paint, and this season's numbers have not fallen off from that tradition, despite all the attention to its 3-point shooting. The season kicked off with 70 of the team's 100 points against #10/10 Notre Dame (Nov. 6) coming in the paint and four other games have included at least half the total points coming in the paint.

The Gamecocks are out-scoring opponents in the paint 51.1 to 23.3. They are shooting 60.8 percent in the paint compared to opponents' 35.6 percent accuracy inside. So far this season, the Gamecocks have scored 55.7 percent of their points in the paint.

Last season, South Carolina averaged 43.8 points in the paint to account for 54.6 percent of its offense.

**Block Party**

South Carolina annually ranks among the best shot blocking teams in the country and leads the way again this season at 9.6 blocks per game. The Gamecocks have blocked 20.6 percent of their opponents' 2-point attempts this season, which leads the nation.

Two Gamecocks are among the best shot blockers in the country with Kamilla Cardoso ranking fifth at 3.11 per game, which leads the SEC. Ashlyn Watkins is second in the league and 12th in the nation at 2.67 per game.

Nine different Gamecocks have blocked at least one shot this season, including guard MiLaysia Fulwiley who averages 1.33 on the season to rank 10th in the SEC.

<b>DOUBLE-DOUBLES (8)</b>		
<b>Kamilla Cardoso (5)</b>		
11/6	vs. #10/10 Notre Dame	20 pts/15 rebs
11/16	Clemson	15 pts/13 rebs
11/20	South Dakota State	23 pts/10 rebs
11/24	Miss. Valley State	14 pts/10 rebs
12/3	at Duke	15 pts/14 rebs
<b>Chloe Kitts (1)</b>		
11/12	#14/11 Maryland	13 pts/10 rebs
<b>Ashlyn Watkins (2)</b>		
11/12	#14/11 Maryland	13 pts/11 rebs
11/16	Clemson	12 pts/10 rebs

**Glass Cleaners**

The Gamecocks continue to have a dominant rebounding effort, ranking second the nation with 51.0 rebounds per game. According to Her Hoop Stats, South Carolina is sixth in the nation in rebounding percentage, securing 61.0 percent of the rebound opportunities actually rebounded.

Their offensive glass work is equally strong, ranking eighth in the nation in offensive rebounding percentage at 42.1 (Her Hoop Stats). The Gamecocks' 15.0 offensive boards have yielded 18.9 second-chance points, turning each one into an average of 1.26 points.

Three Gamecocks average at least 6.0 rebounds per game, led by Kamilla Cardoso's 10.9 average, which ranks 14th in the nation (2nd in SEC). Chloe Kitts is next in line at 6.7 to rank 20th in the SEC, and Ashlyn Watkins rounds out the trio at 6.2.

Cardoso's 3.1 offensive boards per game are 10th in the SEC, and Watkins is not far off with 2.67 offensive rebounds per game to rank 15th.

<b>GAMES LED TEAM IN...</b>												
<b>Scoring</b>	<b>2023-24</b>	<b>Career</b>	<b>Record</b>	<b>Rebounding</b>	<b>2023-24</b>	<b>Career</b>	<b>Record</b>	<b>Assists</b>	<b>2023-24</b>	<b>Career</b>	<b>Record</b>	
Kamilla Cardoso	4	19*	15-4	Kamilla Cardoso	6	33*	27-6	Raven Johnson	7	25	25-0	
MiLaysia Fulwiley	2	2	2-0	Chloe Kitts	2	2	2-0	Te-Hina Paopao	2	44*	31-13	
Te-Hina Paopao	1	22*	13-9	Ashlyn Watkins	1	2	2-0	MiLaysia Fulwiley	2	2	2-0	
Bree Hall	1	4	4-0	Te-Hina Paopao	0	7*	3-4	Chloe Kitts	1	1	1-0	
Tessa Johnson	1	1	1-0	Sania Feagin	0	1	1-0	Kamilla Cardoso	0	1	1-0	
Ashlyn Watkins	0	2	2-0	Bree Hall	0	1	1-0					
Sania Feagin	0	1	1-0	Sakima Walker	0	1*	1-0					
Sakima Walker	0	1*	1-0									

*\* indicates includes games at previous NCAA Div. I program*

<b>MISCELLANEOUS STATS</b>												
<b>Double-Doubles</b>	<b>2023-24</b>	<b>Career</b>	<b>Record</b>	<b>10+ Points</b>	<b>2023-24</b>	<b>Career</b>	<b>Record</b>	<b>5+ Assists</b>	<b>2023-24</b>	<b>Career</b>	<b>Record</b>	
Kamilla Cardoso	5	21	18-3	Te-Hina Paopao	8	59*	44-15	Raven Johnson	6	18	18-0	
Ashlyn Watkins	2	4	4-0	Kamilla Cardoso	8	52*	42-10	Te-Hina Paopao	3	28*	24-4	
Chloe Kitts	1	1	1-0	MiLaysia Fulwiley	7	7	7-0	MiLaysia Fulwiley	3	3	3-0	
Te-Hina Paopao	0	1*	1-0	Chloe Kitts	6	7	7-0	Kamilla Cardoso	0	1	1-0	
				Ashlyn Watkins	4	11	11-0					
				Raven Johnson	5	8	7-1	<b>5+ Blocks</b>	<b>2023-24</b>	<b>Career</b>	<b>Record</b>	
				Sania Feagin	3	9	9-0	Kamilla Cardoso	2	11*	10-1	
				Bree Hall	3	8	8-0	Ashlyn Watkins	1	1	1-0	
				Tessa Johnson	2	2	2-0					
				Sakima Walker	1	6*	5-1	<b>5+ Steals</b>	<b>2022-23</b>	<b>Career</b>	<b>Record</b>	
								Raven Johnson	3	3	3-0	
								MiLaysia Fulwiley	1	1	1-0	
				<b>10+ Rebounds</b>	<b>2023-24</b>	<b>Career</b>	<b>Record</b>					
				Kamilla Cardoso	6	27*	23-4					
				Ashlyn Watkins	2	4	4-0					
				Chloe Kitts	2	2	2-0					

*\* indicates includes games at previous NCAA Div. I program*

**Vamos Kamilla!**

From ACC Freshman of the Year in 2021 to SEC Sixth Woman of the Year in 2023, South Carolina senior Kamilla Cardoso can be a dominant player on both ends of the court and is standing firmly in that spotlight this season.

On the watch list for all three national player of the year awards and the Lisa Leslie Award, Cardoso is 16th in the NCAA with five double-doubles. The team's top scorer and rebounder, she averages a double-double with 14.7 points and 10.9 rebounds per game, which ranks 14th and second in the SEC, respectively, with her rebounding average coming in 15th in the nation.

Cardoso was the SEC and USBWA National Player of the Week in the opening week of the season after leading South Carolina to a pair of top-15 victories that propelled the Gamecocks back to the No. 1 ranking they possessed every week of the last two seasons. She picked up a second USBWA National Player of the Week award on Dec. 5 after the Gamecocks' Tobacco Road sweep at #24/24 North Carolina and at Duke.

Cardoso is fifth in the nation in blocks per game with her SEC-best 3.11 average. Her .619 field goal percentage leads the SEC and is 17th in the nation.

**Pao-erful Impact**

Senior transfer Te-Hina Paopao is often mentioned by her teammates as a leader, despite her summer arrival to the program. The three-time All-Pac-12 selection illustrated that leadership beautifully in the season opener against #10/10 Notre Dame (Nov. 6). As the starter with the most experience at the position, the steady guard led the way in the opening 10 minutes with seven points on 3-of-4 shooting, two assists and two steals to keep the Gamecocks within a point at the end of the period.

That steady hand has not wavered since, and Paopao is 18th in the SEC with 13.1 points per game. Her SEC-best 51.2 percent 3-point accuracy (22-of-43) ranks 15th in the nation, and she is fourth in the SEC with 2.75 made 3s per game as well.

In addition to her five games of hitting 50.0 percent of her threes, she made a sterling 4-of-5 (.800) from beyond the arc against Clemson (Nov. 16). She was named MVP of the Gamecocks' win over #11/7 Utah (Dec. 10) after her third 3 of the game turned back a Utah rally midway through the fourth quarter.

Not just an outside shooter, Paopao is second on the team in assists, ranking 10th in the SEC with 3.5 per game, including three games with five or more. The Gamecocks are scoring 8.4 points per game off Paopao's assists, putting her fingerprints on 215 points per game – a number that rises to 26.0 against ranked opponents.

**Easy, Breezy, Beautiful**

Junior Bree Hall has been lauded by former teammates and some of the best to play at South Carolina in the Staley era for the way she trusted the process for two seasons and stepped into the waiting spotlight this season to reap the rewards of her behind-the-scenes work.

Hall started the season with her usual solid defense, but it was the emergence of her fully developed offensive game during the Gamecocks' Tobacco Road sweep at #24/24 North Carolina (Nov. 30) and at Duke (Dec. 3) that illustrated the complete, confident player she has become.

It wasn't just Hall's team-best 14.0 points per game on 69.2 percent shooting in hostile environs on Tobacco Road. It was her 6-of-8 3-point shooting that included a win-sealing three in the fourth quarter of each game. It was also her defense in the final period that held UNC's

**IN THE STALEY ERA**

<b>Wins</b>	
30-Win Seasons .....	6
25-Win Seasons .....	11
20-Win Seasons .....	12
Winning Seasons .....	13
<b>National Rankings</b>	
Weeks in the AP Top 25 .....	217
Weeks in the AP Top 10 .....	172
Weeks in the AP Top 3 .....	100
Weeks at AP No. 1 .....	68
<b>Postseason</b>	
NCAA Tournament Appearances .....	11
NCAA Sweet 16s .....	10
NCAA Final Fours .....	5
National Championships .....	2
<b>In the SEC</b>	
Regular-Season Championships .....	7
Regular-Season Top 3 Finishes .....	11
Tournament Championships .....	7

top scorer Deja Kelly without a field goal and helped limit Duke's hot-shooting Reigan Richardson to just 1-of-5 shooting in the final period.

Over the last four games, Hall has averaged 11.0 points on 57.7 percent shooting, including 60.0 percent (9-of-15) 3-point accuracy.

For the season, Hall is scoring 9.0 points per game and shooting 40.8 percent from 3-point range while adding 3.0 rebounds and 1.4 assists per game.

**TEAM SPECIALTY STATS**

		South Carolina-Opponent			
		Pts. in Paint	Pts. Off TOs	2nd Chance Pts	Fast Break Pts
11/6	vs. ND	70-22	26-15	15-11	30-10
11/2	MD	56-30	23-4	28-8	26-2
11/16	Clem.	64-20	28-6	20-4	29-3
11/20	SDSU	52-28	22-4	22-17	31-0
11/24	MVSU	72-8	20-5	26-4	45-2
11/30	at NC	20-24	7-7	12-6	6-5
12/3	at DU	32-22	19-15	17-7	12-18
12/6	Mor. St.	50-10	27-11	13-4	37-6
12/10	vs. Utah	44-46	18-11	17-6	9-5
12/16	Presby.				
12/19	at BGSU				
12/30	at ECU				
1/4	at FL				
1/7	Miss St				
1/11	at MO				
1/15	KY				
1/21	at TAM				
1/25	at LSU				
1/28	Vandy				
2/1	at AU				
2/4	OM				
2/8	MO				
2/11	CT				
2/15	at TN				
2/18	GA				
2/22	Ala.				
2/25	at KY				
2/29	at Ark.				
3/3	TN				
Season Avg.		51.1-23.3	21.1-8.7	18.9-7.4	25.0-5.7
SEC Avg.					

**STARTERS VS. BENCH**

		SC Starters	Opp. Starters	SC Bench	Opp. Bench
11/6	vs. ND	59	59	41	12
11/2	MD	59	56	55	20
11/16	Clem.	55	27	54	13
11/20	SDSU	62	36	16	2
11/24	MVSU	52	13	49	6
11/30	at NC	55	58	10	0
12/3	at DU	65	39	12	22
12/6	Mor. St.	44	27	60	11
12/10	vs. Utah	52	67	26	2
12/16	Presby.				
12/19	at BGSU				
12/30	at ECU				
1/4	at FL				
1/7	Miss St				
1/11	at MO				
1/15	KY				
1/21	at TAM				
1/25	at LSU				
1/28	Vandy				
2/1	at AU				
2/4	OM				
2/8	MO				
2/11	CT				
2/15	at TN				
2/18	GA				
2/22	Ala.				
2/25	at KY				
2/29	at Ark.				
3/3	TN				
Season Avg.		55.9	42.4	35.9	9.8
SEC Avg.					

**That's So Raven**

Sophomore Raven Johnson's self-proclaimed "revenge tour" has left little doubt that she should be part of any conversation about the best point guards in the country. Without losing the instincts and court vision Staley has always loved, Johnson has added her own offensive efficiency to the Gamecocks' high-octane offense.

Johnson is 17th in the nation and second in the SEC with 6.44 assists per game, and her 2.76 assist-to-turnover ratio is 26th in the country. She has handed out five or more assists six times this season.

Johnson's 17 assists against Clemson (Nov. 16) were the most by an SEC player since 2005, the second-most in program history – missing the record by one – and the most in the NCAA so far this season.

Beyond her assists, Johnson has more than doubled her scoring from last season with 9.9 points per game this season on a career-best 52.9 percent shooting, which includes 43.5 percent accuracy from 3-point range.

With her points and teammates scoring 14.2 points per game off her assists, Johnson has her hands on 26.3 percent of the Gamecocks' offense (24.1 ppg).

Johnson has put her mark on the Gamecock defense as well, ranking fourth in the SEC with 2.8 steals per game, which includes three games of five steals.

**CK Obsession**

Sophomore Chloe Kitts worked her way into the starting lineup this season, and proved immediately what Staley always saw in the young 6-foot-2 forward – physicality, basketball IQ and tenacity.

Kitts has scored in double figures six times, including her first career double-double against #14/11 Maryland (Nov. 12). Those 13 points and 10 rebounds came in just 21 minutes on the court, and she powered home eight of her 13 points in just six minutes of the second quarter to guide the Gamecocks to a 12-point halftime lead.

The talented forward came up big at #24/24 North Carolina (Nov. 30) with 11 second-half points, highlighted by clutch mid-range jumpers and 3-of-4 free throw shooting that included a pair of makes that made it a two-possession game with 24 seconds left

On the season, Kitts averages 10.1 points and 6.7 rebounds, which ranks 20th in the SEC. She is shooting 49.3 percent from the field and is second on the team with 25 made free throws.

**Ashlyn Swatkins**

Sophomore Ashlyn Watkins' summer conditioning and court work have her thriving in her second season, averaging 9.1 points and 6.2 rebounds and ranking 12th in the nation with 2.67 blocks per game – all in just 16.7 minutes per game.

With her athleticism never in question – she became the first Gamecock to dunk in a game last season at Clemson – Watkins is bringing all sides of her game together this season.

She has two double-doubles and at least three blocks in five games. She is second on the team in offensive rebounds with 2.67 per game (15th in SEC) and third in steals with 1.2 per outing.

Her poise late at #24/24 North Carolina (Nov. 30) helped deliver the win with her six fourth-quarter points capped by a pair of free throws with 14 seconds left.

**The Full-wiley**

Freshman guard MiLaysia Fulwiley arrived on her hometown campus with fanfare befitting her high school highlight reel and her No. 13 ranking in the recruiting class. Often soft-spoken off the court, she wasted no time letting her game yell from the rooftops in support of Staley calling her a “generational player” who can do things with a basketball no one else can do. Her creativity on the court keeps fans glued to their seats regardless of the score.

On the biggest stage for her college debut in Paris, Fulwiley dazzled international fans and NBA legends alike with the style in her 17 points, six assists and six steals against #10/10 Notre Dame (Nov. 6). Columbia anxiously awaited her home debut, which was a 12-point, 2-assist, 2-block, 2-steal effort in just 15 minutes against #14/11 Maryland (Nov. 12). Four days later, she needed just 16 minutes to put on a highlight-reel near double-double, torching rival Clemson for 18 points, nine rebounds and three assists.

Fulwiley is third on the team with 12.1 points per game on 50.0 percent shooting and averages 3.0 assists. She has also added 1.3 steals and 1.33 blocks (10th in SEC) to the defensive effort.

**2023-24 SCORING DIFFERENTIALS**

**All Games**

**Largest lead in a win**.....by 82 (101-19), 4th-0:49, vs. MVSU, 11/24  
**Largest deficit overcome to win**.....by 11 (21-10), 2nd-9:35, at #24/24 North Carolina, 11/30  
**Best Scoring Run**.....28 points, 2nd-5:19 vs. Clemson, 11/16  
**Best Scoring Run Against**.....9 points, 4th-7:43 at Duke, 12/3  
**Most Lead Changes**.....12 vs. #14/11 Maryland, 11/12  
**Most Times Tied**.....7 vs. #14/11 Maryland, 11/12

**vs. Ranked Opponent**

**Largest lead in a win**.....by 39 (114-75), 4th-0:34 vs.@14/11 Maryland, 11/12  
**Largest deficit overcome to win**.....by 11 (21-10), 2nd-9:35, at #24/24 North Carolina, 11/30  
**Best Scoring Run**.....12 points, 4th-6:36, vs. #14/11 Maryland, 11/12  
**Best Scoring Run Against**.....7 points, 2nd-7:50 vs. #11/7 Utah, 12/10  
**Most Lead Changes**.....12 vs. #14/11 Maryland, 11/12  
**Most Times Tied**.....7 vs. #14/11 Maryland, 11/12

**Great Gamecock Fans**

South Carolina fans have led the nation in average attendance in each of the last nine seasons and announced a 16-for-16 campaign to secure 16,000 season tickets to honor Staley's 16th season in Columbia.

While the season ticket number has not yet hit that mark, attendance at the first two homes games did with the rivalry game against Clemson (Nov. 16) coming in at 16,820 as the most attended regular-season game in the nation this season. Attendance at the home opener against #14/11 Maryland (Nov. 12) ranks second in the nation. Both of which have South Carolina atop the average attendance rankings at 15,673 fans per game.

The Gamecocks have had at least one sellout of their 18,000-seat Colonial Life Arena for seven straight seasons (excluding COVID-limited 2020-21 season) dating back to the first ever sellout of 18,000 on Feb. 8, 2016.

Excluding the COVID limited-attendance season of 2020-21, South Carolina has drawn at least 10,000 fans 116 consecutive regular-season games beginning on Jan. 2, 2015.

**Staffing Boost**

For the first time since 2018, head coach Dawn Staley had changes to her staff this offseason, including a boost in numbers thanks to a change in the NCAA rules governing the number of assistant coaches.

Associate head coach Lisa Boyer and assistant coach Jolette Law remain the heart of the staff. Long-time assistant Fred Chmiel left the Gamecocks for his first NCAA Div. I head coaching position, making room for Winston Gandy who brought six years of NCAA coaching experience and three seasons of NBA player development to Columbia.

The new NCAA legislation allowed Staley to elevate Mary Wooley into an assistant coach role. Wooley was previously the recruiting coordinator on Staley's staff for several seasons but also had 10 seasons of experience as an assistant coach with four different teams. Staley also brought former Gamecock Khadijah Sessions to her staff this summer after the 2016 grad spent the last few seasons coaching at the high school level.

**WNBA Pipeline**

With 10 alumnae playing in the WNBA in 2023, South Carolina had the third-most players in the league of any college program.

Since the first Staley-trained Gamecock was drafted in 2015 (Aleighsa Welch), a total of 14 South Carolina players have been taken in the WNBA Draft. Ten of those went in the first round, including two No. 1 overall picks.

With five players taken in the 2023 WNBA Draft, South Carolina joined Notre Dame (2019) and Tennessee (2008, 1999) as the only programs to have at least that many players taken in a single draft. Three of those five picks were in the first round, making South Carolina one of just seven programs to hit that benchmark.

In proof Staley sends players to the league ready, five Gamecocks have earned All-Rookie Team honors, including three WNBA Rookies of the Year – Allisha Gray (2017), Aja Wilson (2018), Aliyah Boston (2023).

Gamecock alum Aja Wilson has risen to become the face of the WNBA. The two-time league MVP (2020, 2022), two-time Defensive Player of the Year (2022, 2023) and five-time All-Star led her Las Vegas Aces to back-to-back WNBA Championships (2022, 2023). Wilson's former AAU and South Carolina teammate Alaina Coates joined her on the 2023 title team.

**2023-24 ROSTER**

No.	Name	Pos.	Ht.	Yr.	Hometown/Last School
0	Te-Hina Paopao	G	5-9	Sr.	Oceanside, Calif./Oregon
2	Ashlyn Watkins	F	6-3	So.	Columbia, S.C./Cardinal Newman
5	Tessa Johnson	G	6-0	Fr.	Albertville, Minn./Saint Michael Albertville
10	Kamilla Cardoso	C	6-7	Sr.	Montes Claros, Brazil/Syracuse
12	MiLaysia Fulwiley	G	5-10	Fr.	Columbia, S.C./W.J. Keenan
20	Sanja Feagin	F	6-3	Jr.	Ellenwood, Ga./Forest Park
21	Chloe Kitts	F	6-2	So.	Oviedo, Fla./DME Academy
23	Bree Hall	G	6-0	Jr.	Dayton, Ohio/Wayne
24	Sahnya Jah	F	6-0	Fr.	Montverde, Fla./Montverde Academy
25	Raven Johnson	G	5-9	So.	Atlanta, Ga./Westlake
35	Sakima Walker	C	6-5	Sr.	Columbus, Ohio / Northwest Florida State

**Head Coach:** Dawn Staley

**Assoc. Head Coach:** Lisa Boyer

**Assistant Coaches:** Jolette Law, Winston Gandy, Mary Wooley, Khadijah Sessions

## SOUTH CAROLINA'S RECORD WHEN ...

	vs. Ranked	SEC	All		vs. Ranked	SEC	All
Record.....	4-0		9-0	Assist at least half of field goals made.....	2-0		5-0
Playing a ranked opponent.....	4-0		4-0	Assist on at least 2/3 of field goals made.....	2-0		3-0
Playing at home.....	1-0		5-0	Assist on less than half of field goals made.....	2-0		4-0
Playing on the road.....	1-0		2-0	Scoring more pts. in paint than opponent.....	2-0		7-0
Playing at neutral site.....	2-0		2-0	Scoring equal/fewer pts. in paint than opp.....	2-0		2-0
Leading at half.....	1-0		6-0	Scoring more pts. off TOs than opponent.....	3-0		8-0
Trailing at half.....	2-0		2-0	Scoring equal/fewer pts. off TOs than opp.....	1-0		1-0
Tied at half.....	1-0		1-0	Scoring more 2nd-chance pts.....	4-0		9-0
Playing an overtime game.....			0-0	Scoring equal/fewer 2nd-chance pts.....			0-0
0 players score in double figures.....			0-0	Scoring more fast break pts.....	4-0		8-0
1 player scores in double figures.....			0-0	Scoring equal/fewer fast break pts.....			1-0
2 players score in double figures.....			0-0	Wearing primary white uniforms.....	2-0		7-0
3 players score in double figures.....			1-0	Wearing secondary (Cocky) white uniforms.....	2-0		2-0
4 players score in double figures.....	2-0		2-0	Wearing black uniforms.....	1-0		2-0
5 players score in double figures.....	1-0		2-0	Wearing garnet uniforms.....			0-0
More than 5 players in double figures.....	1-0		4-0	Playing in November.....	3-0		6-0
Starters out-score opponent's starters.....	1-0		6-0	Playing in December.....	1-0		3-0
Opponent's starters score equal/more.....	3-0		3-0	Playing in January.....			0-0
Bench out-scores opponent's bench.....	4-0		8-0	Playing in February.....			0-0
Opponent's bench scores equal/more.....			1-0	Playing in March.....			0-0
Shooting 60% or better.....			1-0	Playing in April.....			0-0
Shooting between 50-59%.....	3-0		6-0	Playing during the day.....	2-0		4-0
Shooting between 40-49%.....			1-0	Playing at night.....	2-0		5-0
Shooting between 30-39%.....	1-0		1-0	Playing on Sunday.....	2-0		3-0
Shooting less than 30%.....			0-0	Playing on Monday.....	1-0		2-0
Opponent shoots 50% or better.....			0-0	Playing on Tuesday.....			0-0
Opponent shoots between 40-49%.....	2-0		2-0	Playing on Wednesday.....			1-0
Opponent shoots between 30-39%.....	2-0		3-0	Playing on Thursday.....	1-0		2-0
Opponent shoots between 20-29%.....			3-0	Playing on Friday.....			1-0
Opponent shoots less than 20%.....			1-0	Playing on Saturday.....			0-0
Shooting better than opponent.....	4-0		9-0	Margin is less than 5 pts.....			0-0
Shooting worse than/equal to opponent.....			0-0	Margin is between 5-9 pts.....	2-0		2-0
Having more FTs made than opponent.....	3-0		8-0	Margin is between 10-19 pts.....			1-0
Having equal/fewer FTs made than opponent.....	1-0		1-0	Margin is between 20-29 pts.....	1-0		1-0
Out-rebounding opponent.....	3-0		8-0	Margin is between 30-39 pts.....	1-0		1-0
Having equal/fewer rebounds than opponent.....	1-0		1-0	Margin is between 40-49 pts.....			1-0
Having fewer TOs than opponent.....	3-0		7-0	Margin is 50 pts. or more.....			3-0
Having equal or more TOs than opponent.....	1-0		2-0	Having a 20-pt. scorer.....	1-0		2-0
Attempting more FT than 3FG.....	3-0		7-0	Having a 30-pt. scorer.....			0-0
Attempting equal/fewer FT than 3FG.....	1-0		2-0	Scoring 49 points or less.....			0-0
Making 5 or more 3FGs.....	4-0		8-0	Scoring 50-59 points.....			0-0
Making fewer than 5 3FGs.....			1-0	Scoring 60-69 points.....	1-0		1-0
Making no 3 FGs.....			1-0	Scoring 70-79 points.....	1-0		3-0
Attempting 15 or more 3FGs.....	3-0		7-0	Scoring 80-89 points.....			0-0
Attempting fewer than 15 3FGs.....	1-0		2-0	Scoring 90-99 points.....			0-0
No South Carolina players foul out.....	3-0		7-0	Scoring 100 points or more.....	2-0		5-0
One or more SC players foul out.....	1-0		2-0	Opponent scores 39 points or less.....			3-0
No opposing players foul out.....	2-0		5-0	Opponent scores 40-49 points.....			1-0
One or more opposing players foul out.....	2-0		4-0	Opponent scores 50-59 points.....	1-0		1-0
				Opponent scores 60-69 points.....	1-0		2-0
				Opponent scores 70-79 points.....	2-0		2-0
				Opponent scores 80-89 points.....			0-0
				Opponent scores 90-99 points.....			0-0
				Opponent scores 100 points or more.....			0-0



## 2023-24 TEAM HIGH/LOW — ALL GAMES

South Carolina Highs	South Carolina Lows	Category	Opponent Lows	Opponent Highs
114 vs. Maryland, 11/12	65 at North Carolina, 11/30	<b>Points in Game</b>	19, MVSU, 11/24	76, Maryland, 11/12
66 vs. Maryland, 11/12*	26 at North Carolina, (1st), 11/30	<b>Points in a Half</b>	7, MVSU (2nd), 11/24	40, Maryland, 11/12
37 vs. Maryland (4th), 11/12*	10 at North Carolina (1st), 11/30	<b>Points in a Quarter</b>	3, MVSU (4th), 11/24	25, vs. Notre Dame (1st), 11/6
44 vs. Clemson, 11/16*	22 at North Carolina, 11/30	<b>Field Goals Made</b>	8, MVSU, 11/24	29, Maryland, 11/12
83 vs. Clemson, 11/16*	52 at Duke, 12/3	<b>Field Goal Attempts</b>	59, Morgan St., 12/6	76, vs. Notre Dame, 11/6
83 vs. Notre Dame 11/6*				
.683 (41-630) vs. Morgan St., 12/6	.393 (22-56) at No. Carolina, 11/30	<b>FG Percentage</b>	.119 (8-67), MVSU, 11/24	452 (28-62) vs. Utah, 12/10
12 vs. Maryland, 11/12	0 vs. South Dakota St., 11/20	<b>3-Point FG Made</b>	1, MVSU, 11/24	11, at Duke, 12/3
26 vs. Clemson, 11/16	11 at North Carolina, 11/30	<b>3-Point FG Attempts</b>	13, South Dakota St., 11/20	28, Clemson, 11/16
.600 (9-15) at Duke, 12/3	.000 (0-12) vs. SDSU, 11/20	<b>3-Point FG Percentage</b>	.053 (1-19), MVSU, 11/24	.455 (10-22), Maryland, 11/12
16 at Duke, 12/3	9 vs. Notre Dame, 11/6	<b>Free Throws Made</b>	2, at Duke, 12/3	15, vs. Notre Dame, 11/6
16 vs. Maryland, 11/12			2, MVSU, 11/24	
			2, South Dakota St., 11/20	
25 vs. Maryland, 11/12	13 vs. Notre Dame, 11/6	<b>Free Throw Attempts</b>	2, at Duke, 12/3	21, vs. Notre Dame, 11/6
.765 (13-17) Morgan St., 12/6	.550 (11-20) vs. Clemson, 11/16	<b>FT Percentage</b>	.250 (2-8), MVSU, 11/24	.846 (11-13), Morgan St., 12/6
73 vs. Clemson, 11/16	37 vs. Utah, 12/10	<b>Rebounds</b>	21, Morgan St., 12/6	45, at North Carolina, 11/30
30 vs. Clemson, 11/16*	8 at North Carolina, 11/30	<b>Assists</b>	4, MVSU, 11/24	15, Maryland, 11/12
30 vs. Maryland, 11/12*				
15 vs. South Dakota St., 11/20	6 vs. Utah, 12/10	<b>Steals</b>	3, South Dakota St., 11/20	11, vs. Utah, 12/10
	6 at North Carolina, 11/30			11, Morgan St., 12/6
				11, at Duke, 12/3
16 vs. South Dakota St., 11/20	3 at Duke, 12/3	<b>Blocked Shots</b>	0, Morgan St., 12/6	8, at Duke, 12/3
23 vs. Utah, 12/10	7 South Dakota St., 11/20	<b>Turnovers</b>	14, at North Carolina, 11/30	21, South Dakota St., 11/20
20 at North Carolina, 11/30	6 at Duke, 12/3	<b>Fouls</b>	12, Morgan St., 12/6	25, at North Carolina, 11/30
20 vs. Maryland, 11/12			12, Clemson, 11/16	

\* indicates program record

^ indicates Staley-era program record

## 2023-24 INDIVIDUAL SUPERLATIVES — ALL GAMES

Category	South Carolina	Opponent
<b>Points in Game</b>	23 by Kamilla Cardoso vs. South Dakota St., 11/20	37 by Alissa Pili, vs. Utah, 12/10
<b>Points in a Half</b>	16 by Kamilla Cardoso South Dakota St., 11/20	21 by Alissa Pili, vs. Utah, 12/10 (1st)
<b>Points in a Quarter</b>	13 by Kamilla Cardoso vs. Notre Dame (3rd), 11//6	14 by Alissa Pili, vs. Utah, 12/10 (2nd)
<b>Field Goals Made</b>	9 by Raven Johnson vs. South Dakota St., 11/20 9 by Kamilla Cardoso vs. Notre Dame, 11/6	15 by Alissa Pili, vs. Utah, 12/10
<b>Field Goal Attempts</b>	16 by MiLaysia Fulwiley vs. South Dakota St., 11/20	24 by Hannah Hidalgo, vs. Notre Dame, 11/6
<b>FG Percentage</b>	1.00 (5-5) by Raven Johnson vs. Morgan St., 12/6	.714 (5-7) by Faith Masonius, Maryland, 11/12
<b>3-Point FG Made</b>	4 by MiLaysia Fulwiley vs. Clemson, 11/16 4 by Te-Hina Paopao vs. Clemson, 11/16 4 by Te-Hina Paopao vs. Maryland, 11/12	5 by Reigan Richardson, at Duke, 12/3
<b>3-Point FG Attempts</b>	8 by Te-Hina Paopao vs. Maryland, 11/12	9 by Reigan Richardson, at Duke, 12/3 9 by Lexi Donarski, at North Carolina, 11/30
<b>3-Point FG Percentage</b>	.800 (4-5) by Te-Hina Paopao vs. Maryland, 11/12	.555 (5-9) by Reigan Richardson, at Duke, 12/3
<b>Free Throws Made</b>	7 by Kamilla Cardoso vs. South Dakota St., 11/20	8 by Hannah Hidalgo, vs. Notre Dame, 11/6
<b>Free Throw Attempts</b>	8 by MiLaysia Fulwiley vs. Morgan St., 12/6 8 by Kamilla Cardoso vs. South Dakota St., 11/20	12 by Hannah Hidalgo, vs. Notre Dame, 11/6
<b>FT Percentage</b>	1.00 (5-5) by Kamilla Cardoso vs. Utah, 12/10	.700 (7-10) by Deja Kelly, at North Carolina, 11/30
<b>Rebounds</b>	16 by Kamilla Cardoso at North Carolina, 11/30	12 by Alyssa Ustby, at North Carolina, 11/30
<b>Assists</b>	17 by Raven Johnson vs. Clemson, 11/16*	7 by Ines Vieira, vs. Utah 12/10
<b>Steals</b>	6 by MiLaysia Fulwiley vs. Notre Dame, 11/6	5 by Ines Vieira, vs. Utah 12/10
<b>Blocked Shots</b>	6 by Kamilla Cardoso vs. South Dakota St., 11/20	4 by Jadyon Donovan, at Duke, 12/3
<b>Turnovers</b>	5 by Raven Johnson vs. Utah, 12/10	8 by Tamaría Rumph, Morgan St., 12/6

\* indicates program record

^ indicates Staley-era program record

## THE LAST TIME...

## INDIVIDUAL

## Scored 50 Points

**South Carolina** 51, Jocelyn Penn vs. Stetson, 1/4/03  
**Opponent** Never

## Scored 40 Points

**South Carolina** 51, Jocelyn Penn vs. Stetson, 1/4/03  
**Opponent** 41, Caitlyn Clark, Iowa, 3/31/23

## Scored 30 Points

**South Carolina** 31, Zia Cooke at Georgia, 1/2/23  
**Opponent** 37, Alissa Pili, vs. Utah 12/10/23

## Grabbed 20 Rebounds

**South Carolina** 22, Aliyah Boston vs. N. Carolina, 3/25/22  
**Opponent** 24, Teaira McCowan, at Mississippi State, 1/17/19

## Grabbed 15 Rebounds

**South Carolina** 16, Kamilla Cardoso at North Carolina, 11/30/23  
**Opponent** 18, Kiah Gillespie, Florida State, 3/24/19

## Two Players with 20 or More Points

**South Carolina** Aliyah Boston 21/Zia Cooke 20 at Kentucky, 1/12/23  
**Opponent** Hayley Frank 21/Lauren Hansen 21, at Missouri, 12/30/21

## Two Players with 10 or More Rebounds

**South Carolina** Kamilla Cardoso 13/Ashlyn Watkins 10 vs. Clemson, 11/16/23  
**Opponent** Alyssa Ustby 12/Maria Gakdeng 10, at North Carolina, 11/30/23

## Three or More Players with 10 or More Rebounds

**South Carolina** A. Boston 12/V. Saxton 12/L. Amihere 11/L. Grissett 10 vs. Charleston, 11/25/20  
**Opponent** W. Rolle 12/J. Breland 10/L. Broomfield 10, vs. North Carolina, 12/19/10

## Had 10 Assists

**South Carolina** 17, Raven Johnson vs. Clemson, 11/16/23  
**Opponent** 12, Channise Lewis, Maryland, 11/18/18

## Had Five Steals

**South Carolina** 5, Raven Johnson vs. Mississippi Valley State, 11/24/23  
**Opponent** 5, Ines Vieira, vs. Utah 12/10/23

## Had Five Blocked Shots

**South Carolina** 5, Kamilla Cardoso vs. Mississippi Valley State, 11/24/23  
**Opponent** 5, Rita Igbokwe, vs. Ole Miss, 3/4/23

## Had 20 Points and 20 Rebounds

**South Carolina** Aliyah Boston (28 pts/22 rebs) vs. N. Carolina, 3/25/22  
**Opponent** Teaira McCowan (26 pts/24 rebs) at Mississippi State, 1/17/19

## Had a Double-Double

**South Carolina** Kamilla Cardoso (15 pts/14 rebs) at Duke, 12/3/23  
**Opponent** Alyssa Ustby (18 pts/12 rebs), at North Carolina, 11/30/23

## Two Players had a Double-Double

**South Carolina** Kamilla Cardoso (15 pts/13 rebs)/Ashlyn Watkins (12 pts/10 rebs) vs. Clemson, 11/16/23  
**Opponent** Lexie Hull (18 pts/13 rebs), vs. Stanford, 4/2/21

## Three or More Players had a Double-Double

**South Carolina** L. Amihere (11 pts/11 rebs) / A. Boston (11 pts/12 rebs) / L. Grissett (13 pts/10 rebs) / V. Saxton (19 pts/12 rebs) vs. Charleston, 11/25/20  
**Opponent** Shakira Austin (10 pts/16 rebs) / Kaila Charles (17 pts/10 rebs) / Channise Lewis (10 pts/12 assts), Maryland, 11/18/18

## Had a Triple-Double

**South Carolina** Aliyah Boston (16 pts/11 rebs/10 blks) vs. Georgia, 1/21/21  
**Opponent** Never

## TEAM

## Scored 100 Points

**South Carolina** 104 vs. Morgan St., 12/6/23  
**Opponent** 103, Clemson, 11/21/03

## Won by 30 or More Points

**South Carolina** 104-38 (66) vs. Morgan St., 12/6/23  
**Opponent** 66-34 (32), Georgia, 3/4/11

## Overcame More Than 15-Point Deficit to Win

**South Carolina** 18 (16-34) 6:24 in 2nd qtr. vs. Stanford, 12/21/21\*  
**Opponent** 16 (21-37) 1:43 in 2nd qtr., at Tennessee, 2/18/21

## Shot 65% or Better from the Field

**South Carolina** .683 (41-60) vs. Morgan St., 12/6/23  
**Opponent** Never

## Shot 60% or Better from the Field

**South Carolina** .619 (39-63) at Vanderbilt, 1/19/23  
**Opponent** .604 (29-48), Vanderbilt, 1/18/01

## Shot 50% or Better from the Field

**South Carolina** .545 (30-55) vs. Utah 12/10/23  
**Opponent** .500 (29-58) vs. Maryland, 3/27/23

## No Players in Double-Figure Points

**South Carolina** at Auburn, 1/19/12  
**Opponent** Mississippi Valley State, 11/24/23

## Five Players in Double-Figure Points

**South Carolina** at Duke, 12/3/23  
**Opponent** at Alabama, 1/5/20

## More Than Five Players in Double-Figure Points

**South Carolina** 6 vs. Morgan St., 12/6/23  
**Opponent** 6, Maryland, 11/18/18

## Faced AP Top-25 Opponent

**Win** 78-69 vs. No. 11 Utah 12/10/23  
**Loss** 67-75 at No. 21 Tennessee, 2/18/21

## Faced AP Top-10 Opponent

**Win** 100-71 vs. No. 10 Notre Dame, 11/6/23  
**Loss** 46-54 vs. No. 8 NC State, 12/3/20

## Faced AP Top-5 Opponent

**Win** 88-64 vs. No. 3 LSU, 2/12/23  
**Loss** 73-77 vs. No. 3, Iowa, 3/31/23

## Faced AP No. 1 Team

**Win** Never  
**Loss** 68-93 vs. Baylor, 3/30/19

## Overtime Game

**Win** 64-57 at Ole Miss, 2/19/23  
**Loss** 69-70 at Missouri, 12/30/21

## Double-Overtime Game

**Win** 82-73 at Purdue, 12/16/18  
**Loss** 92-94 at Clemson, 11/19/09

## South Carolina Was Ranked (AP Poll)

**No. 1** No. 1, 12/4/23  
**Top 5** No. 5, 3/8/21  
**Top 10** No. 6, 10/17/23  
**Top 25** No. 15, 3/19/19

\* indicates program record

**SOUTH CAROLINA SINGLE-QUARTER RECORDS**

TEAM	
<b>Scoring</b>	
<b>Most</b>	<b>Points</b>
1. vs. Maryland, 11/12/23, 3rd qtr.	37
vs. Saint Peter's, 11/22/16, 1st qtr.	37
3. at Kentucky, 1/12/23, 4th qtr.	36
vs. Alabama, 2/3/22, 1st qtr.	36
at Vanderbilt, 1/12/20, 3rd qtr.	36
vs. Alabama State, 3rd qtr.	36
<b>Fewest</b>	<b>Points</b>
1. vs. App State, 12/5/18, 4th qtr.	5
2. vs. Oregon State, 3/23/21, 4th qtr.	6
vs. Indiana, 11/28/19, 4th qtr.	6
vs. St. John's, 11/25/17, 2nd qtr.	6
vs. Stanford, 3/31/17, 2nd qtr.	6
vs. UCLA, 12/18/16, 1st qtr.	6
<b>Fewest Allowed</b>	<b>Points</b>
1. vs. Texas, 3/30/21, 4th qtr.	0
at Vanderbilt, 1/14/21, 2nd qtr.	0
at Ole Miss, 1/30/20, 1st qtr.	0
4. at Cal Poly, 11/22/22, 1st qtr.	2
vs. Howard, 3/18/22, 2nd qtr.	2
vs. Howard, 3/18/22, 1st qtr.	2
vs. UConn, 2/10/20, 1st qtr.	2
<b>Most Allowed</b>	<b>Points</b>
1. vs. Baylor, 12/2/18, 1st qtr.	32
at Maryland, 11/13/17, 4th qtr.	32
vs. Kentucky, 2/26/17, 4th qtr.	32
4. vs. Arkansas, 3/8/19, 3rd qtr.	30
vs. Connecticut, 3/26/18, 1st qtr.	30
vs. Syracuse, 3/25/16, 4th qtr.	30
<b>Margin of Difference</b>	
<b>Lead</b>	<b>Score Margin</b>
1. vs. Alabama State, 11/5/19, 3rd qtr.	36-9 +37
2. vs. App State, 11/17/19, 1st qtr.	35-3 +32
3. vs. Charleston, 11/25/20, 3rd qtr.	34-8 +26
vs. USC Upstate, 11/21/19, 3rd qtr.	33-7 +26
vs. Arkansas, 1/3/16, 2nd qtr.	35-9 +26
5. vs. Clemson, 11/16/23, 1st qtr.	31-6 +25
vs. Saint Peter's, 11/22/16, 1st qtr.	37-12 +25
<b>Deficit</b>	<b>Score Margin</b>
1. vs. UConn, 2/1/18, 2nd qtr.	8-29 -21
2. at Tennessee, 2/15/18, 3rd qtr.	9-29 -20
3. vs. Baylor, 12/2/18, 1st qtr.	13-32 -19
at Mississippi State, 2/5/18, 4th qtr.	9-28 -19
5. vs. Indiana, 11/28/19, 4th qtr.	6-24 -18
vs. Connecticut, 3/26/18, 1st qtr.	12-30 -18
<b>Field Goals</b>	
<b>Made</b>	<b>FGM</b>
1. at Florida, 2/27/20, 1st qtr.	15
vs. Saint Peter's, 11/22/16, 1st qtr.	15
3. vs. Coastal Carolina, 12/21/22, 1st qtr.	14
vs. Alabama, 2/3/22, 1st qtr.	14
vs. App State, 11/17/19, 1st qtr.	14
vs. Notre Dame, 11/26/17, 4th qtr.	14
vs. Arkansas, 1/3/16, 2nd qtr.	14
<b>Attempts</b>	<b>FGA</b>
1. vs. Arkansas, 3/7/20, 4th qtr.	28
2. vs. Howard, 3/18/22, 1st qtr.	25
vs. Arkansas, 1/9/20, 3rd qtr.	25
4. 6 times, last vs. Maryland, 11/12/23, 3rd qtr.	24

<b>Highest Percentage</b>	<b>FGM-A</b>	<b>Pct</b>
1. vs. Kentucky, 3/5/16, 4th qtr.	11-13	.846
2. at Georgia, 1/2/23, 4th qtr.	5-6	.833
3. at Kentucky, 1/21/18, 3rd qtr.	9-11	.818
4. vs. Belmont, 3/22/19, 3rd qtr.	13-16	.813
vs. Quinnipiac, 3/25/17, 3rd qtr.	13-16	.813
<b>Lowest Percentage</b>	<b>FGM-A</b>	<b>Pct</b>
1. vs. Ole Miss, 3/5/22, 4th qtr.	0-5	.000
2. vs. Georgia, 1/12/17, 2nd qtr.	1-12	.083
3. vs. NC State, 12/3/20, 2nd qtr.	2-19	.105
4. at Mississippi State, 1/8/23, 3rd qtr.	2-18	.111
at Iowa State, 12/6/20, 4th qtr.	1-9	.111
<b>Lowest Percentage Allowed</b>	<b>FGM-A</b>	<b>Pct</b>
1. vs. Miami (FL), 3/20/22, 2nd qtr.	0-9	.000
vs. Howard, 3/18/22, 2nd qtr.	0-10	.000
vs. Clemson, 11/17/21, 2nd qtr.	0-16	.000
vs. Texas, 3/30/21, 4th qtr.	0-15	.000
at Vanderbilt, 1/14/21, 2nd qtr.	0-16	.000
at Ole Miss, 1/30/20, 1st qtr.	0-9	.000
vs. Purdue, 12/15/19, 4th qtr.	0-8	.000
<b>Highest Percentage Allowed</b>	<b>FGM-A</b>	<b>Pct</b>
1. vs. Drake, 11/24/18, 2nd qtr.	11-13	.846
2. at LSU, 1/15/17, 2nd qtr.	9-12	.750
3. vs. Tennessee, 1/14/18, 2nd qtr.	8-11	.727
vs. Quinnipiac, 3/25/17, 2nd qtr.	8-11	.727
5. vs. Connecticut, 3/26/18, 2nd qtr.	10-14	.714
at Missouri, 1/7/18, 4th qtr.	5-7	.714
<b>Rebounding</b>		
<b>Total</b>	<b>Rebs</b>	
1. vs. Arkansas, 3/7/20, 4th qtr.	28	
2. vs. Charleston, 11/25/20, 3rd qtr.	22	
3. vs. Howard, 3/18/22, 1st qtr.	21	
4. vs. Mississippi Valley State, 11/24/23, 2nd	20	
vs Coastal Carolina, 12/21/22, 1st qtr.	20	
vs. Hampton, 11/27/22, 3rd qtr.	20	
vs. Howard, 3/18/22, 3rd qtr.	20	
vs. Howard, 3/18/22, 2nd qtr.	20	
vs. Charleston, 11/25/20, 1st qtr.	20	
at Ohio State, 11/14/16, 1st qtr.	20	
<b>Margin</b>	<b>Rebs Margin</b>	
1. vs. Hampton, 11/27/22, 3rd qtr.	20-2 +18	
vs. Charleston, 11/25/20, 3rd qtr.	22-4 +18	
3. vs. Arkansas, 1/22/23, 2nd qtr.	19-2 +17	
4. vs. Arkansas, 1/22/23, 3rd qtr.	18-2 +16	
vs. Howard, 3/18/22, 2nd qtr.	20-4 +16	
vs. Arkansas, 3/7/20, 4th qtr.	21-5 +16	

INDIVIDUAL	
<b>Scoring</b>	
<b>Most</b>	<b>Points</b>
1. Kaela Davis at Auburn, 1/5/17, 1st qtr.	19
2. Aja Wilson vs. Notre Dame, 11/26/17, 4th qtr.	18
3. Alexis Jennings at Florida, 2/17/19, 3rd qtr.	17
4. Zia Cooke at Georgia, 1/2/23, 4th qtr.	15
Aliyah Boston vs. Florida, 12/31/20, 2nd qtr.	15
M. Herbert Harrigan vs. TX A&M, 3/1/20, 1st qtr.	15
Kaela Davis vs. Quinnipiac, 3/25/17, 3rd qtr.	15
Tina Roy vs. Arkansas, 1/3/16, 3rd qtr.	15
<b>Rebounding</b>	
<b>Most</b>	<b>Rebs</b>
1. Kamilla Cardoso vs. Ole Miss, 3/4/23, 2nd qtr.	9
Aliyah Boston vs. N. Carolina, 3/25/22, 4th qtr.	9
LeLe Grissett at Vanderbilt, 1/14/21, 4th qtr.	9
Aliyah Boston vs. UConn, 2/10/20, 1st qtr.	9
Aliyah Boston vs. Arkansas, 1/9/20, 1st qtr.	9
Alaina Coates at Arkansas, 2/5/17, 1st qtr.	9
Alaina Coates at Georgia, 1/26/17, 2nd qtr.	9



### Great Gamecock Fans

18,000	Georgia, 2/26/23
18,000	LSU, 2/12/23
18,000	Tennessee, 2/20/22
18,000	Texas A&M, 3/1/20
18,000	UConn, 2/10/20
18,000	Mississippi State, 3/3/19
18,000	UConn, 2/1/18
18,000	Kentucky, 2/26/17
18,000	UConn, 2/8/16
17,712	Clemson, 11/22/02*
17,156	Kentucky, 1/11/15
16,815	Ohio State, 11/13/15
16,465	Auburn, 1/2/15

\* Inaugural Night of Colonial Life Arena

### Year-by-Year Record

Year	Record	Pct.	Att. Avg.
2002-03	14-2	.875	3,244
2003-04	5-6	.455	1,828
2004-05	8-9	.471	1,764
2005-06	12-5	.706	1,455
2006-07	15-5	.750	1,845
2007-08	12-6	.667	1,802
2008-09	6-9	.400	2,793
2009-10	7-5	.583	3,442
2010-11	14-5	.737	2,996
2011-12	12-3	.800	3,139
2012-13	12-3	.800	4,082
2013-14	16-0	1.000	6,371
2014-15	16-0	1.000	12,293
2015-16	16-1	.941	14,364
2016-17	15-1	.938	12,277
2017-18	15-2	.882	13,239
2018-19	11-4	.733	11,542
2019-20	15-0	1.000	12,185
2020-21	10-1	.909	3,500*
2021-22	16-0	1.000	12,268
2022-23	17-0	1.000	12,942
2023-24	5-0	1.000	15,546
<b>Total</b>	<b>269-67</b>	<b>.801</b>	<b>7,017*</b>
<b>Staley Era</b>	<b>203-34</b>	<b>.857</b>	<b>9,252*</b>

\* 2020-21 attendance not counted in average or streaks due to COVID-19 regulation restrictions

In women's basketball, Colonial Life Arena has become one of the most feared places to play as enormous crowds fill the building with passion for the Gamecocks.

The state of South Carolina has rallied around head coach Dawn Staley's program in unprecedented numbers as the Gamecocks have led the nation in average attendance in each of the last nine seasons. The Gamecocks were one of a few programs to finish the 2019-20 season averaging over 10,000 fans and boast nine sellouts (18,000) in the last eight seasons of full capacity arenas.

Colonial Life Arena is more than just the home of South Carolina men's and women's basketball, though. It is also a thriving entertainment venue that the city of Columbia and its surrounding metropolitan area are able to enjoy throughout the year.

Colonial Life Arena is the largest arena in the state of South Carolina with 18,000 seats, and the 10th-largest on-campus basketball facility in the nation. Located on the beautiful University of South Carolina campus, this one-of-a-kind facility features 41 suites, four entertainment suites, and the Frank McGuire Club, a full-service hospitality room that has a capacity of 300. The state-of-the-art facility also features plush seating, a technologically advanced sound system and a one-of-a-kind selection of unique concession foods that will delight fans of all ages.

In Summer 2017, a 12-display center-hung video board and ribbon boards were added to the arena bowl at a cost of \$4.2 million. The center-hung board features four convex-curved main displays that measure approximately 12' x 20' and can show any combination of live video, instant replays, statistics and game information, graphics and animations, and sponsorship messages.

The Arena has hosted numerous sold out shows, including Barnum and Bailey Circus, Paul McCartney, country superstars Kenny Chesney and Taylor Swift, WWE Wrestling, Kanye West and numerous other acts.

The largest building ever constructed at the University of South Carolina at 342,000 square feet, the Arena has an intimate double-deck design that puts every seat close to the action. The cantilever of the upper deck over the lower deck extends further than any other arena of its size with great sight lines.

Two spacious locker rooms for Gamecock men's and women's basketball include team meeting rooms, recruiting rooms, coaches locker rooms and an athletic training room.

### Colonial Life Arena Notables

- Nine-Time National Attendance Leader (2015-present)
- NCAA Tournament Host in 2015, 2016, 2017, 2018
- 116 consecutive regular-season games with at least 10,000 fans (Jan. 2, 2015)\*
- 9 official sellouts (18,000) since 2015-16 season
- 6 undefeated seasons at home
- Longest home win streak – 47 games (12/17-20-present)

*"It is a beautiful thing to see unfold because a lot of people really didn't think it could get done. I tip my hat to Gamecock Nation for making this a wonderful place and creating a home court advantage that allows us to win close basketball games."*

– South Carolina Head Coach Dawn Staley



# DAWN STALEY Head Coach

16th Season at South Carolina • 24th Season in Career

Catapulting South Carolina into the national spotlight when she was hired in May 2008, Dawn Staley has made the Gamecocks a mainstay in the battle for SEC and national championships. Under her leadership, the Gamecocks have reached many firsts – National Championships, NCAA Final Fours, No. 1 rankings, SEC regular-season and tournament titles, SEC Players of the Year, National Players of the Year, WNBA No. 1 Draft picks, an undefeated regular season, and No. 1 recruiting classes – to name the most notable.

In Staley's previous 15 seasons at the helm of the Gamecocks, highlights include:

- Two National Championships (2017, 2022)
- Five NCAA Final Fours in the last eight tournaments (2015, 2017, 2021, 2022, 2023)
- **Ranking in the AP Top 25 every week since Dec. 10, 2012, the third-longest active streak in the nation (210)**
- Six 30-win seasons, including a program-record 36 wins in 2022-23
- Seven SEC regular-season championships (2014, 2015, 2016, 2017, 2020, 2022, 2023)
- Seven SEC Tournament titles (2015, 2016, 2017, 2018, 2020, 2021, 2023)
- Three top-two recruiting classes (#1 in 2021, #1 in 2019, #2 in 2014)
- Nine NCAA Attendance titles (2015, 2016, 2017, 2018, 2019, 2020, 2021, 2022, 2023)

While her coaching career is in full bloom, Staley is still recognized for her body of work as a one of the most decorated participants in United States women's basketball history. The Naismith Memorial Basketball Hall of Fame solidified that legacy with her enshrinement as part of the Class of 2013. The Phoenix Club of Philadelphia established the Dawn Staley Award recognizing the nation's top guard in women's Division I basketball in 2013 as well. Staley was inducted into the Women's Basketball Hall of Fame as part of the Class of 2012.

In her 24th season as a head coach, Staley has led her college teams to 13 25-win seasons, a total of 19 postseason appearances (two WNIT) and **171 weeks in the Associated Press top 10, including the Gamecocks' 65 in the No. 1 spot** – the fourth most times in the top spot in the history of that poll. Her .758 winning percentage (583-186) ranks ninth in the nation among active head coaches with at least 15 years of experience and 13th all-time.

Also a force in USA Basketball, Staley was named the U.S. Women's National Team head coach for 2017-21, leading the U.S. to gold in the 2018 FIBA World Cup and the 2019 and 2021 FIBA AmeriCups and stretching the U.S. Olympic gold medal streak to seven straight at the 2020 Tokyo Olympic Games. Prior to that appointment, Staley led three other U.S. teams to gold medals and served as an assistant on the Senior National Team 2006-08 and again 2014-16, during which the U.S. claimed gold in the 2014 FIBA World Championship and the 2008 and 2016 Olympics.

Now in her 16th season leading the Gamecocks, Staley has been named National Coach of the Year four times with her 2020 unanimous selection making her the first former Naismith Player of the Year to earn the Naismith Coach of the Year award. She is also a six-time SEC Coach of the Year. Staley is the only Gamecock basketball coach – men's or women's – to amass 300 victories at South Carolina and was the fastest coach to 200 wins in program history, needing just 277 games at South Carolina to reach the plateau. She is the program's all-time winningest coach (411) with a program-record 12 postseason appearances and is the only black head coach in men's or women's basketball to win multiple national championships.

In the vaunted SEC, Staley's 183 league wins are the most among active league coaches and third all-time, trailing just Andy Landers (Georgia, 273) and Pat Summitt (Tennessee, 306). Her .769 SEC winning percentage (183-55) is second only to Summitt (874) in league history. Her Gamecocks are the only SEC program with multiple 16-0 seasons in league history, hitting that mark in 2015-16, 2019-20 and 2022-23.

In addition to coaching two National Players of the Year and a National Freshman of the Year, Staley has helped 10 Gamecocks collect 25 All-America selections, three to pick up seven SEC Player of the Year honors, three to earn SEC Defensive Player of the Year recognition a total of seven times, two to SEC 6th Player of the Year honors and six to capture SEC Freshman of the Year. She has coached 18 Gamecocks to All-SEC honors a combined 37 times, including 20 first-team selections. In the last nine years, 14 Gamecocks have been selected in the WNBA Draft, including 10 first-rounders, highlighted by two overall No. 1 picks. Three Gamecocks have been named WNBA Rookie of the Year.

## STALEY YEAR-BY-YEAR AT SOUTH CAROLINA

Year	School	Record	Conf. Rec.	Conf. Finish	Postseason
2008-09	South Carolina	10-18	2-12	11th	
2009-10	South Carolina	14-15	7-9	T-7th	
2010-11	South Carolina	18-15	8-8	T-5th	WNIT 2nd Round
2011-12	South Carolina	25-10	10-6	T-4th	NCAA Sweet 16
2012-13	South Carolina	25-8	11-5	T-4th	NCAA 2nd Round
2013-14	South Carolina	29-5	14-2	1st	NCAA Sweet 16
2014-15	South Carolina	34-3	15-1	T-1st	SEC Tourn. Champ./NCAA Final Four
2015-16	South Carolina	33-2	16-0	1st	SEC Tourn. Champ./NCAA Sweet 16
2016-17	South Carolina	33-4	14-2	1st	SEC Tourn. Champ./NCAA Champ.
2017-18	South Carolina	29-7	12-4	T-2nd	SEC Tourn. Champ./NCAA Elite Eight
2018-19	South Carolina	23-10	13-3	2nd	NCAA Sweet 16
2019-20	South Carolina	32-1	16-0	1st	SEC Tourn. Champ./NCAA canceled
2020-21	South Carolina	26-5	14-2	2nd	SEC Tourn. Champ./NCAA Final Four
2021-22	South Carolina	35-2	15-1	1st	NCAA Champion
2022-23	South Carolina	36-1	16-0	1st	SEC Tourn. Champ./NCAA Final Four
2023-24	South Carolina	9-0	0-0		
<b>At SC</b>	<b>16th season</b>	<b>411-106</b>	<b>183-55</b>	<b>7 SEC Titles</b>	<b>7 SEC Trn. Titles, 2 NCAA Titles, 10 Sweet 16s</b>
<b>At Temple</b>	<b>8 seasons</b>	<b>172-80</b>	<b>100-25</b>	<b>3 A-10 Titles</b>	<b>4 A-10 Tourn. Titles, 6 NCAA appearances</b>
<b>Career</b>	<b>24th season</b>	<b>583-186</b>	<b>283-80</b>		

## QUICK FACTS

### Coaching Highlights

#### College

- 17 NCAA Tournament Appearances (11 at South Carolina)
- 2x NCAA National Champion (2017, 2022)
- 6 30-Win Seasons
- 8 Regular-Season Conference Titles (SEC 2014, 2015, 2016, 2017, 2020, 2022, 2023; A-10 2008)
- 11 Conference Tournament Titles (SEC 2015, 2016, 2017, 2018, 2020, 2021, 2023; A-10 2002, 2004, 2005, 2006)
- 4-time National Coach of the Year (2014, 2020, 2022, 2023)
- 4-time WBCA Region Coach of the Year (Region 3 2014, 2015, 2016; Region 1 2005)
- Eight-time Conference Coach of the Year (SEC 2014, 2015, 2016, 2020, 2022, 2023; A-10 2004, 2005)

#### USA Basketball

- Senior National Team Head Coach (2017-21) – Tokyo Olympics gold (2020); FIBA AmeriCup gold (2021); co-National Coach of the Year (2021); FIBA AmeriCup gold (2019), FIBA World Cup gold (2018), National Coach of the Year (2018)
- Senior National Team Asst. Coach (2006-08, 2014-16) – Rio Olympics gold medal (2016), FIBA World Championship gold medal (2014), Beijing Olympics gold medal (2008), FIBA Americas Championship gold medal (2007), FIBA World Championship bronze medal (2006)
- U19 National Team Head Coach – FIBA U19 World Championship gold medal (2015), co-National Coach of the Year (2015)
- U18 National Team Head Coach – FIBA U18 Americas Championship gold medal (2014)
- Pan Am Games Head Coach – Gold medal (2007)

### Playing Highlights

#### U.S. Professional – 11 seasons

- Five-time WNBA All-Star (2001, 2002, 2003, 2005, 2006)
- Two-time ABL All-Star (1997, 1998)
- WNBA All-Decade Team

#### USA Basketball

- Olympic gold medalist (1996, 2000, 2004)
- Flag bearer for U.S. in Olympic Games Opening Ceremony (2004)
- Two-time USA Basketball Female Athlete of the Year (1994, 2004)

#### College – Virginia (1989-92)

- Kodak All-America (1990, 1991, 1992)
- Honda-Broderick Cup Award for Collegiate Female Athlete of the Year (1991)
- Two-time ACC Player of the Year (1991, 1992)
- NCAA Tournament MOP (1991)

### Other Notables

- Naismith Memorial Basketball Hall of Fame, Class of 2013
- Order of the Palmetto Recipient (2013)
- Women's Basketball Hall of Fame, Class of 2012
- Two-time Wanamaker Award (1997, 2005)
- Henry P. Iba Citizenship Award (2007)

## STALEY ERA SINGLE-GAME RECORDS

## Scoring

Most	Points
1. vs. Charleston, 11/25/20	119
2. vs. Maryland, 11/12/23	114
3. vs. Savannah State, 12/14/14	111
4. vs. Clemson, 11/16/23	109
5. at Vanderbilt, 1/14/21	106

Fewest	Points
1. at Stanford, 11/26/10	32*
2. vs. Georgia, 3/4/11	34
3. vs. Mississippi State, 3/5/09	39
4. at Georgia, 1/13/13	40
5. at Mississippi State, 2/26/09	41

Fewest Allowed	Points
1. vs. Mississippi Valley State, 11/24/23	19*
2. vs. Howard, 3/18/22	21
vs. South Carolina State, 12/14/11	21
4. vs. Charleston Southern, 12/18/22	23
5. vs. Presbyterian, 11/27/11	24

Most Allowed	Points
1. at Connecticut, 2/11/19	97
2. vs. Arkansas, 3/8/19	95
3. vs. Baylor, 12/2/18	94
vs. Connecticut, 3/26/18	94
at Clemson, 11/19/09	94

## Margin of Outcome

Victory	Score	Margin
1. vs. Miss. Valley State, 11/24/23	101-19	+82
2. vs. Charleston, 11/25/20	119-38	+81
3. vs. East Tennessee State, 11/7/22	101-31	+70
vs. Charleston Southern, 11/8/13	99-29	+70
5. vs. Alabama State, 11/10/17	99-31	+68

Defeat	Score	Margin
1. at Stanford, 11/26/10	32-70	-38
2. vs. Georgia, 3/4/11	34-66	-32
3. vs. Stanford, 12/19/08	47-78	-31
4. at Penn State, 11/21/10	48-78	-30
5. vs. Connecticut, 3/26/18	65-94	-29
vs. Connecticut, 12/28/08	48-77	-29

## Field Goals

Made	FGM
1. vs. Clemson, 11/16/23	44
2. vs. Maryland, 11/12/23	43
vs. Notre Dame, 11/6/23	43
vs. Coastal Carolina, 12/21/22	43
5. at Vanderbilt, 1/14/21	42
vs. Charleston, 11/25/20	42

Attempts	FGA
1. vs. Clemson, 11/16/23	83
vs. Maryland, 11/12/23	83
3. vs. Arkansas, 3/7/20	82
4. at Arkansas, 2/3/19	80
5. 4x, most recent	79
vs. South Dakota State, 11/20/23	
vs. Notre Dame, 11/6/23	

Highest Percentage (Min. 40 FGA)	FGM-A	Pct
1. vs. Morgan State, 12/6/23	41-60	.683
2. at Vanderbilt, 1/18/18	36-54	.667
3. vs. Auburn, 1/5/23	36-57	.647
4. vs. Savannah State, 3/20/15	34-53	.642
5. at Alabama, 1/8/15	37-58	.638

Lowest Percentage (Min. 40 FGA)	FGM-A	Pct
1. at Stanford, 11/26/10	12-55	.218
2. vs. Georgia, 3/4/11	12-52	.231
3. at Florida, 1/20/13	15-64	.234
4. at Kentucky, 2/5/09	13-55	.236
5. at Georgia, 1/2/11	13-54	.241

Lowest %age Allowed (Min. 40 FGA)	FGM-A	Pct
1. vs. Miss. Valley State, 11/24/23	8-67	.119*
2. vs. South Carolina State, 12/14/11	6-48	.125
2. vs. Howard, 3/18/22	8-54	.148
3. vs. Charleston Southern, 12/18/22	8-50	.160
vs. NC Central, 12/2/13	8-50	.160
5. vs. East Tenn. State, 11/7/22	10-57	.175

Highest %age Allowed (Min. 40 FGA)	FGM-A	Pct
1. vs. Connecticut, 3/26/18	37-63	.587
2. vs. Connecticut, 2/11/19	37-65	.569
3. vs. Connecticut, 12/28/08	35-62	.565
vs. Florida, 1/9/11	26-46	.565
5. vs. Tennessee, 1/14/18	31-55	.564

## 3-Point Field Goals

Made	3FGM
1. vs. Minnesota, 12/11/16	16
2. vs. Temple, 12/21/18	15
3. vs. Appalachian State, 12/5/18	14
at Auburn, 1/5/17	14
5. at Iowa State, 12/6/20	13

Attempts	3FGA
1. vs. Howard, 3/18/22	38
2. vs. Minnesota, 12/11/16	33
3. vs. Syracuse, 3/25/16	32
4. vs. Temple, 12/21/18	31
5. vs. Drake, 11/24/18 (includes overtime)	30

Percentage (Min. 5 3FGA)	3FGM-A	Pct
1. vs. ETSU, 11/22/18	11-16	.688
2. vs. Kentucky, 2/18/18	6-9	.667
vs. Oregon State, 3/25/14	4-6	.667
vs. Ole Miss, 1/30/14	4-6	.667
vs. Savannah State, 12/28/13	4-6	.667
vs. Western Carolina, 12/29/12	6-9	.667
at Alabama, 1/10/10	8-12	.667
vs. Charlotte, 12/21/08	8-12	.667

## Free Throws

Made	FTM
1. vs. Savannah State, 12/14/14	34
vs. Oregon State, 3/25/14	34
3. vs. Missouri, 1/10/16	32
vs. Ole Miss, 1/30/14	32
at Mississippi State, 1/6/12	32

Attempts	FTA
1. at Mississippi State, 1/6/13	50
2. vs. Savannah State, 12/28/13	48
3. vs. Charleston, 11/25/20	47
vs. Savannah State, 12/14/14	47
5. vs. Missouri, 2/2/14	46

Percentage (Min. 10 FTA)	FTM-A	Pct
1. vs. Alabama, 1/31/21	19-20	.950
2. vs. Quinnipiac, 3/25/17	18-19	.947
3. at Texas A&M, 2/23/17	15-16	.923
4. vs. Kentucky, 2/18/18	23-25	.920
5. vs. N.C. A&T, 11/29/21	11-12	.917
vs. Temple, 12/21/18	11-12	.917

## Rebounding

Total	Rebs
1. vs. Arkansas, 1/22/23	74
2. vs. Clemson, 11/16/23	73
vs. Charleston, 11/25/20	73
4. vs. Howard, 3/18/22	69
5. vs. Mississippi Valley State, 11/24/23	66

Margin	Rebs	Margin
1. vs. Arkansas, 1/22/23	74-17	+57
2. vs. Hampton, 11/27/22	62-15	+47
3. vs. Clemson, 11/16/23	73-27	+46
4. vs. Charleston, 11/25/20	73-28	+45
5. vs. Howard, 3/18/22	69-28	+41

Offensive	Off. Rebs
1. vs. Arkansas, 1/22/23	32
2. vs. Tennessee, 2/20/22	31
3. vs. Howard, 3/18/22	30
4. vs. Elon, 11/9/12	29
5. vs. Arkansas, 3/7/20	28

## Turnovers

Fewest	TOs
1. at Tennessee, 2/2/12	4
2. 10 times, most recent, at Ole Miss, 1/4/18	5

Most	TOs
1. at Wake Forest, 12/3/08	32
2. at Ole Miss, 2/25/16	29
vs. Hampton, 11/22/12	29
vs. Kentucky, 1/15/12	29
5. at Kentucky, 1/13/11	28

## Assists

1. vs. Clemson, 11/16/23	30
vs. Maryland, 11/12/23	30
3. vs. Notre Dame, 11/6/23	29
vs. Minnesota, 12/11/16	29
5. vs. Mississippi Valley State, 11/24/23	27

## Steals

1. at Alabama State, 11/11/18	22
2. vs. Alabama State, 11/10/17	21
vs. NC Central, 12/1/14	21
vs. Furman, 12/11/11	21
5. vs. San Diego State, 11/23/14	18

## Blocked Shots

1. vs. Appalachian State, 11/17/19	17*
2. vs. South Dakota State, 11/20/23	16
vs. Coastal Carolina, 12/21/22	16
vs. Kansas State, 12/3/21	16
vs. Clemson, 11/15/18	16
vs. Winthrop, 12/13/15	16

\* indicates also a school record



Official Basketball Box Score - Final
Notre Dame at South Carolina
11/06/23 Hale Georges Center arena, Paris
2023-24 Women's Basketball

Game Time: 1:00 PM
Game Duration: 2:03
Attendance: 3,203

Officials: Gina Cross, Maj Forsberg, Angelica Suffren

Notre Dame - 71

Record: 0-1

Table with columns: NO. Name, Min, FG, 3P, FT, Rebounds, Fouls, TP, AS, TO, ST, Blocks, +/-

Shooting By Period table with columns: 1st, 2nd, 3rd, 4th, GM FG%, 3PT%, FT%

Technical Fouls:NONE

Dead Ball Rebounds: 5/0

South Carolina - 100

Record: 1-0

Table with columns: NO. Name, Min, FG, 3P, FT, Rebounds, Fouls, TP, AS, TO, ST, Blocks, +/-

Shooting By Period table with columns: 1st, 2nd, 3rd, 4th, GM FG%, 3PT%, FT%

Technical Fouls:NONE

Dead Ball Rebounds: 1/0

Summary table with columns: UND, USC, Biggest lead, Best Scoring Run, Lead Changes, Times Tied, Time with Lead

Points from Turnovers, Paint, Second Chance, Fast Breaks, Bench

Period by Period Scoring table with columns: 1st, 2nd, 3rd, 4th, TOT



Official Basketball Box Score - Final
Maryland at South Carolina
11/12/23 Colonial Life Arena, Columbia
2023-24 Women's Basketball

Game Time: 1:00 PM
Game Duration: 1:52
Attendance: 16,007

Officials: Kevin Penhale, Brian Hall, Natasha Curry

Maryland - 76

Record: 1-1

Table with columns: NO. Name, Min, FG, 3P, FT, Rebounds, Fouls, TP, AS, TO, ST, Blocks, +/-

Shooting By Period table with columns: 1st, 2nd, 3rd, 4th, GM FG%, 3PT%, FT%

Technical Fouls:NONE

Dead Ball Rebounds: 1/4

South Carolina - 114

Record: 2-0

Table with columns: NO. Name, Min, FG, 3P, FT, Rebounds, Fouls, TP, AS, TO, ST, Blocks, +/-

Shooting By Period table with columns: 1st, 2nd, 3rd, 4th, GM FG%, 3PT%, FT%

Technical Fouls:NONE

Dead Ball Rebounds: 4/0

Summary table with columns: MAR, USC, Biggest lead, Best Scoring Run, Lead Changes, Times Tied, Time with Lead

Points from Turnovers, Paint, Second Chance, Fast Breaks, Bench

Period by Period Scoring table with columns: 1st, 2nd, 3rd, 4th, TOT



Official Basketball Box Score - Final
Clemson at South Carolina
11/16/23 Colonial Life Arena, Columbia
2023-24 Women's Basketball

Game Time: 7:00 PM
Game Duration: 1:46
Attendance: 16,820

Officials: Roy Gubeyan, Denise Brooks, Tori Pallo

Clemson - 40

Record: 3-1

Table with columns: NO. Name, Min, FG, 3P, FT, Rebounds, Fouls, TP, AS, TO, ST, Blocks, +/-

Shooting By Period table with columns: 1st, 2nd, 3rd, 4th, GM FG%, 3PT%, FT%

Technical Fouls:NONE

Dead Ball Rebounds: 1/3

South Carolina - 109

Record: 3-0

Table with columns: NO. Name, Min, FG, 3P, FT, Rebounds, Fouls, TP, AS, TO, ST, Blocks, +/-

Shooting By Period table with columns: 1st, 2nd, 3rd, 4th, GM FG%, 3PT%, FT%

Technical Fouls:NONE

Dead Ball Rebounds: 4/2

Summary table with columns: CLE, USC, Biggest lead, Best Scoring Run, Lead Changes, Times Tied, Time with Lead

Points from Turnovers, Paint, Second Chance, Fast Breaks, Bench

Period by Period Scoring table with columns: 1st, 2nd, 3rd, 4th, TOT



Official Basketball Box Score - Final
South Dakota St. at South Carolina
11/20/23 Colonial Life Arena, Columbia
2023-24 Women's Basketball

Game Time: 7:00 PM
Game Duration: 1:40
Attendance: 14,799

Officials: Angelica Suffren, Puulani Spurlock-Welsh, Cameron Inyore

South Dakota St. - 38

Record: 2-2

Table with columns: NO. Name, Min, FG, 3P, FT, Rebounds, Fouls, TP, AS, TO, ST, Blocks, +/-

Shooting By Period table with columns: 1st, 2nd, 3rd, 4th, GM FG%, 3PT%, FT%

Technical Fouls:NONE

Dead Ball Rebounds: 3/3

South Carolina - 78

Record: 4-0

Table with columns: NO. Name, Min, FG, 3P, FT, Rebounds, Fouls, TP, AS, TO, ST, Blocks, +/-

Shooting By Period table with columns: 1st, 2nd, 3rd, 4th, GM FG%, 3PT%, FT%

Technical Fouls:NONE

Dead Ball Rebounds: 3/0

Summary table with columns: SDS, USC, Biggest lead, Best Scoring Run, Lead Changes, Times Tied, Time with Lead

Points from Turnovers, Paint, Second Chance, Fast Breaks, Bench

Period by Period Scoring table with columns: 1st, 2nd, 3rd, 4th, TOT



Official Basketball Box Score - Final
Mississippi Val. at South Carolina
11/24/23 Colonial Life Arena, Columbia
2023-24 Women's Basketball

Game Time: 1:00 PM
Game Duration: 1:48
Attendance: 14,558

Officials: Katie Lukanich, Charles Watson, Sarah Williams

Table with columns: NO., Name, Min, FG, 3P, FT, Rebounds, Fouls, TP, AS, TO, ST, Blocks, +/-, Shooting By Period (1st-4th FG%, 3PT%, FT%), GM FG%, 3PT%, FT%, Team, Totals.

Technical Fouls:NONE

Dead Ball Rebounds: 3,2

Table with columns: NO., Name, Min, FG, 3P, FT, Rebounds, Fouls, TP, AS, TO, ST, Blocks, +/-, Shooting By Period (1st-4th FG%, 3PT%, FT%), GM FG%, 3PT%, FT%, Team, Totals.

Technical Fouls:NONE

Dead Ball Rebounds: 2,1

Summary table with columns: MVS, USC, Points from Turnovers, Paint, Second Chance, Fast Breaks, Bench, Period by Period Scoring (1st-4th TOT).



Official Basketball Box Score - Final
South Carolina at North Carolina
11/30/23 Carmichael Arena, Chapel Hill
2023-24 Women's Basketball

Game Time: 7:00 PM
Game Duration: 2:11
Attendance: 6,319

Officials: Dee Kanter, Denise Brooks, Fatou Cissoko-Shepkins

Table with columns: NO., Name, Min, FG, 3P, FT, Rebounds, Fouls, TP, AS, TO, ST, Blocks, +/-, Shooting By Period (1st-4th FG%, 3PT%, FT%), GM FG%, 3PT%, FT%, Team, Totals.

Technical Fouls:Watkins 1#2:09

Dead Ball Rebounds: 4,0

Table with columns: NO., Name, Min, FG, 3P, FT, Rebounds, Fouls, TP, AS, TO, ST, Blocks, +/-, Shooting By Period (1st-4th FG%, 3PT%, FT%), GM FG%, 3PT%, FT%, Team, Totals.

Technical Fouls:Kelly 1#2:09

Dead Ball Rebounds: 3,1

Summary table with columns: USC, UNC, Points from Turnovers, Paint, Second Chance, Fast Breaks, Bench, Period by Period Scoring (1st-4th TOT).



Official Basketball Box Score - Final
South Carolina at Duke
12/09/23 Cameron Indoor Stadium, Durham
2023-24 Women's Basketball

Game Time: 1:00 PM
Game Duration: 1:51
Attendance: 5,607

Officials: Joseph Vaszly, Katie Lukanich, Billy Smith

Table with columns: NO., Name, Min, FG, 3P, FT, Rebounds, Fouls, TP, AS, TO, ST, Blocks, +/-, Shooting By Period (1st-4th FG%, 3PT%, FT%), GM FG%, 3PT%, FT%, Team, Totals.

Technical Fouls:Johnson 2#0:00

Dead Ball Rebounds: 3,0

Table with columns: NO., Name, Min, FG, 3P, FT, Rebounds, Fouls, TP, AS, TO, ST, Blocks, +/-, Shooting By Period (1st-4th FG%, 3PT%, FT%), GM FG%, 3PT%, FT%, Team, Totals.

Technical Fouls:Donovan 2#0:00

Dead Ball Rebounds: 2,0

Summary table with columns: SC, DU, Points from Turnovers, Paint, Second Chance, Fast Breaks, Bench, Period by Period Scoring (1st-4th TOT).



Official Basketball Box Score - Final
Morgan St. at South Carolina
12/06/23 Colonial Life Arena, Columbia
2023-24 Women's Basketball

Game Time: 7:00 PM
Game Duration: 1:41
Attendance: 16,181

Officials: Denise Brooks, Carla Fountain, Nicole Brannon

Table with columns: NO., Name, Min, FG, 3P, FT, Rebounds, Fouls, TP, AS, TO, ST, Blocks, +/-, Shooting By Period (1st-4th FG%, 3PT%, FT%), GM FG%, 3PT%, FT%, Team, Totals.

Technical Fouls:NONE

Dead Ball Rebounds: 1,0

Table with columns: NO., Name, Min, FG, 3P, FT, Rebounds, Fouls, TP, AS, TO, ST, Blocks, +/-, Shooting By Period (1st-4th FG%, 3PT%, FT%), GM FG%, 3PT%, FT%, Team, Totals.

Technical Fouls:NONE

Dead Ball Rebounds: 3,0

Summary table with columns: MSU, USC, Points from Turnovers, Paint, Second Chance, Fast Breaks, Bench, Period by Period Scoring (1st-4th TOT).





Official Basketball Box Score - Final  
**Utah at South Carolina**  
 12/02/23 McQueen Sun Arena, Unconville  
 2023-24 Women's Basketball

Game Time: 2:30 PM  
 Game Duration: 1:53

Officials: Pualani Spurlock Welch, Tyler Trimble, Mark Resch

Utah - 69													Record: 8-2							
NO.	Name	Min	FG		3P		FT		Rebounds		Fouls		TP	AS	TO	ST	Blocks			+/-
			M-A	M-A	M-A	M-A	OR	DR	TOT	PF	FD	BS					BA	+/-		
22	Jenna Johnson	F 34:49	2-4	1-2	2-2	0	7	7	5	5	7	2	3	1	0	0	0	0	0	-2
34	Dasia Young	F 27:29	5-9	1-2	1-2	1	5	6	4	2	12	1	1	0	0	1	4			
35	Alissa Pili	F 28:31	15-23	3-6	4-4	0	2	2	3	3	37	1	2	3	1	3	2			
2	Ines Vieira	G 38:25	2-9	0-2	1-3	3	3	6	2	5	5	7	2	5	0	1	-9			
24	Kennady McQueen	G 40:00	3-11	0-5	0-0	0	1	1	0	1	6	2	0	2	0	2	-9			
23	Maty Wilke	G 15:45	0-4	0-3	0-0	0	1	1	3	0	0	0	3	0	0	0	-15			
44	Sam Crispe	02:10	0-1	0-0	0-0	0	0	0	1	0	0	0	0	0	0	0	-8			
20	Reese Ross	09:19	1-1	0-0	0-0	1	0	1	4	3	2	0	4	0	0	0	-5			
25	Nene Sow	00:56	0-0	0-0	0-0	0	0	0	0	0	0	0	0	0	0	0	0			
3	Lani White	02:37	0-0	0-0	0-0	0	0	0	0	0	0	0	0	0	0	0	0	-3		
Team									3	1	4			0	2					
<b>Totals</b>			28-62	5-20	8-11	8	20	28	22	19	69	13	17	11	1	7	-9			

Shooting By Period		
1 <sup>st</sup>	FG%	7-18 38.9%
	3PT%	2-6 33.3%
	FT%	0-0 0%
2 <sup>nd</sup>	FG%	6-11 54.5%
	3PT%	1-2 50.0%
	FT%	5-7 71.4%
3 <sup>rd</sup>	FG%	10-18 55.6%
	3PT%	2-6 33.3%
	FT%	1-2 50%
4 <sup>th</sup>	FG%	5-15 33.3%
	3PT%	0-6 0.0%
	FT%	2-2 100%
GM	FG%	28-62 45.2%
	3PT%	5-20 25.0%
	FT%	8-11 72.7%

Dead Ball Rebounds: 1.0

South Carolina - 78													Record: 9-0							
NO.	Name	Min	FG		3P		FT		Rebounds		Fouls		TP	AS	TO	ST	Blocks			+/-
			M-A	M-A	M-A	M-A	OR	DR	TOT	PF	FD	BS					BA	+/-		
21	Chloe Kitts	F 24:38	4-7	0-0	3-6	2	5	7	2	5	11	4	2	0	0	1	6			
10	Kamilla Cardoso	C 25:25	6-9	0-0	5-5	0	6	6	4	6	17	1	4	0	2	0	6			
0	Te-Hina Paopao	G 35:02	6-11	3-7	0-0	0	3	3	2	2	15	2	3	3	0	0	1			
23	Bree Hall	G 34:23	3-8	0-9	1-1	0	4	4	0	1	7	0	1	0	2	0	13			
25	Raven Johnson	G 32:38	1-6	0-2	0-0	0	2	2	2	1	2	4	5	1	0	0	9			
2	Ashlyn Watkins	17:33	3-4	0-0	2-4	3	3	6	3	3	8	0	1	0	2	0	7			
12	Milaysia Fulwiley	10:09	4-5	3-3	0-0	0	2	2	2	1	11	1	4	0	1	0	12			
20	Sania Feagin	09:16	1-2	0-0	1-2	1	2	3	3	1	3	1	2	1	0	0	-8			
5	Tessa Johnson	07:48	1-2	0-1	0-0	0	0	0	0	2	2	0	0	1	0	0	-8			
35	Sakima Walker	03:08	1-1	0-0	0-0	1	0	1	1	0	2	0	1	0	0	0	7			
Team									2	1	3			0	0					
<b>Totals</b>			30-55	6-16	12-18	9	28	37	19	22	78	13	23	6	7	1	9			

Shooting By Period		
1 <sup>st</sup>	FG%	11-15 73.3%
	3PT%	3-5 60.0%
	FT%	2-3 66.7%
2 <sup>nd</sup>	FG%	5-13 38.5%
	3PT%	1-4 25.0%
	FT%	3-5 60%
3 <sup>rd</sup>	FG%	8-16 50.0%
	3PT%	1-4 25.0%
	FT%	4-6 66.7%
4 <sup>th</sup>	FG%	6-11 54.5%
	3PT%	1-3 33.3%
	FT%	3-3 100%
GM	FG%	30-55 54.5%
	3PT%	6-16 37.5%
	FT%	12-18 66.7%

Dead Ball Rebounds: 2.0

Utah		SC	
Biggest lead	1 (1 <sup>st</sup> 8:40)	11 (1 <sup>st</sup> 0:55)	
Best Scoring Run	7 (2 <sup>nd</sup> 7:40)	8 (1 <sup>st</sup> 2:17)	
Lead Changes	4		
Times Tied	1		
Time with Lead	00:43	38:46	

Points from		Utah		SC	
Turnovers		11	18		
Paint		46	44		
Second Chance		6	17		
Fast Breaks		5	9		
Bench		2	26		

Period by Period Scoring					
	1st	2nd	3rd	4th	TOT
Utah	16	18	23	12	69
SC	27	14	21	16	78



2023-24 South Carolina Women's Basketball  
Team Game-by-Game  
All games

Page 1/1  
as of Dec 10, 2023

Opponent	Date	Score	Total		3-Pointers		Free throws		Rebounds										
			FG-FGA	PCT	3FG-3FGA	PCT	FT-FTA	PCT	OFF	DEF	TOT	AVG	PF	A	TO	BLK	STL	PTS	AVG
vs Notre Dame	11/06/2023	100-71 W	43-79	.544	5-16	.313	9-13	.692	16	31	47	47.0	18	29	14	11	12	100	100.0
Maryland	11/12/2023	114-76 W	43-83	.518	12-24	.500	16-25	.640	19	34	53	50.0	20	30	10	11	9	114	107.0
Clemson	11/16/2023	109-40 W	44-83	.530	10-26	.385	11-20	.550	25	48	73	57.7	16	30	13	9	11	109	107.7
South Dakota St.	11/20/2023	78-38 W	34-79	.430	0-12	.000	10-18	.556	21	31	52	56.3	7	16	7	16	15	78	100.3
Mississippi Val.	11/24/2023	101-19 W	41-75	.547	5-20	.250	14-22	.636	17	49	66	58.2	9	27	15	15	9	101	100.4
at North Carolina	11/30/2023	65-58 W	22-56	.393	6-11	.545	15-22	.682	6	33	39	55.0	20	8	13	7	6	65	94.5
at Duke	12/03/2023	77-61 W	26-52	.500	9-15	.600	16-23	.696	13	32	45	53.6	6	12	20	3	7	77	92.0
Morgan St.	12/06/2023	104-38 W	41-60	.683	9-16	.563	13-17	.765	9	38	47	52.8	9	26	16	7	11	104	93.5
vs Utah	12/10/2023	78-69 W	30-55	.545	6-16	.375	12-18	.667	9	28	37	51.0	19	13	23	7	6	78	91.8
<b>Total</b>		<b>826</b>	<b>324-622</b>	<b>.521</b>	<b>62-156</b>	<b>.397</b>	<b>116-178</b>	<b>.652</b>	<b>135</b>	<b>324</b>	<b>459</b>	<b>51.0</b>	<b>124</b>	<b>191</b>	<b>131</b>	<b>86</b>	<b>86</b>	<b>826</b>	<b>91.8</b>
Opponents		470	180-601	.300	45-183	.246	65-99	.657	108	186	294	32.7	165	88	155	27	67	470	52.2

South Carolina Averages

Games Played	Points/game	FG Pct	3FG Pct	FT Pct	Rebounds/game	Assists/game	Turnovers/game	Assist/Turnover ratio	Steals/game	Blocks/game
9	91.8	52.1	39.7	65.2	51.0	21.2	14.6	1.5	9.6	9.6



2023-24 South Carolina Women's Basketball  
Opponents Game-by-Game  
All games

Page 1/1  
as of Dec 10, 2023

Opponent	Date	Score	Total		3-Pointers		Free throws		Rebounds										
			FG-FGA	PCT	3FG-3FGA	PCT	FT-FTA	PCT	OFF	DEF	TOT	AVG	PF	A	TO	BLK	STL	PTS	AVG
vs Notre Dame	11/06/2023	100-71 W	25-76	.329	6-20	.300	15-21	.714	21	23	44	44.0	19	12	18	4	9	71	71.0
Maryland	11/12/2023	114-76 W	29-71	.408	10-22	.455	8-12	.667	11	22	33	38.5	22	15	15	1	4	76	73.5
Clemson	11/16/2023	109-40 W	16-72	.222	3-28	.107	5-11	.455	11	16	27	34.7	12	7	16	1	7	40	62.3
South Dakota St.	11/20/2023	78-38 W	17-62	.274	2-13	.154	2-4	.500	13	26	39	35.8	15	5	21	2	3	38	56.3
Mississippi Val.	11/24/2023	101-19 W	8-67	.119	1-19	.053	2-8	.250	12	21	33	35.2	19	4	19	3	6	19	48.8
at North Carolina	11/30/2023	65-58 W	21-67	.313	4-21	.190	12-17	.706	15	30	45	36.8	25	12	14	7	5	58	50.3
at Duke	12/03/2023	77-61 W	24-65	.369	11-23	.478	2-2	1.000	7	17	24	35.0	19	14	16	8	11	61	51.9
Morgan St.	12/06/2023	104-38 W	12-59	.203	3-17	.176	11-13	.846	10	11	21	33.3	12	6	19	0	11	38	50.1
vs Utah	12/10/2023	78-69 W	28-62	.452	5-20	.250	8-11	.727	8	20	28	32.7	22	13	17	1	11	69	52.2
<b>Total</b>		<b>470</b>	<b>180-601</b>	<b>.300</b>	<b>45-183</b>	<b>.246</b>	<b>65-99</b>	<b>.652</b>	<b>108</b>	<b>186</b>	<b>294</b>	<b>32.7</b>	<b>165</b>	<b>88</b>	<b>155</b>	<b>27</b>	<b>67</b>	<b>470</b>	<b>52.2</b>
South Carolina		826	324-622	.521	62-156	.397	116-178	.652	135	324	459	51.0	124	191	131	86	86	826	91.8

Opponents Averages

Games Played	Points/game	FG Pct	3FG Pct	FT Pct	Rebounds/game	Assists/game	Turnovers/game	Assist/Turnover ratio	Steals/game	Blocks/game
9	52.2	30.0	24.6	65.7	32.7	9.8	17.2	0.6	7.4	3.0



**2023-24 South Carolina Women's Basketball**  
**Points-rebounds-assists**  
**All games**

Page 1/1  
 as of Dec 10, 2023

Opponent	Date	Score	0	2	5	10	12	20	21	23	24	25	35
vs Notre Dame	11/06/2023	100-71	14-3-6	7-5-2	1-0-2	20-15-1	17-1-6	12-4-0	7-1-2	7-3-1	4-5-2	11-2-7	0-1-0
Maryland	11/12/2023	114-76	14-0-8	13-11-2	12-7-4	12-7-2	12-1-2	8-6-1	13-10-1	12-1-2	7-1-0	8-3-8	3-1-0
Clemson	11/16/2023	109-40	14-3-1	12-10-1	DNP	15-13-4	18-9-3	6-6-1	12-2-1	8-5-1	8-4-1	6-8-17	10-6-0
South Dakota St.	11/20/2023	78-38	DNP	8-5-3	DNP	23-10-0	11-5-3	6-6-1	5-9-0	5-7-2	2-1-1	18-3-6	0-1-0
Mississippi Val.	11/24/2023	101-19	10-8-1	14-7-1	DNP	14-10-3	17-4-5	12-5-4	11-5-1	5-2-3	2-7-4	12-8-5	4-5-0
at North Carolina	11/30/2023	65-58	14-5-4	10-4-0	0-0-0	6-16-2	0-0-0	0-0-0	11-3-0	15-1-0	0-0-0	9-7-2	0-0-0
at Duke	12/03/2023	77-61	12-1-1	2-4-0	0-1-0	15-14-2	9-0-1	1-1-0	14-9-3	13-3-1	DNP	11-4-4	0-0-0
Morgan St.	12/06/2023	104-38	12-1-5	8-4-1	16-1-1	10-7-0	14-1-6	10-6-1	7-14-4	9-1-3	6-2-0	12-2-5	0-1-0
vs Utah	12/10/2023	78-69	15-3-2	8-6-0	2-0-0	17-6-1	11-2-1	3-3-1	11-7-4	7-4-0	DNP	2-2-4	2-1-0



2023-24 South Carolina Women's Basketball  
Individual Game-by-Game  
All games

Page 1/11  
as of Dec 10, 2023

#0 PAOPAO, Te-Hina

Opponent	Date	GS	MIN	Total		3-Pointers		Free throws		Rebounds				PF	A	TO	BLK	STL	PTS	AVG	
				FG-FGA	PCT	3FG-3FGA	PCT	FT-FTA	PCT	OFF	DEF	TOT	AVG								
vs Notre Dame	11/06/2023	*	27:28	6-10	.600	2-4	.500	0-0	.000	0	3	3	3.0	1	6	1	0	3	14	14.0	
Maryland	11/12/2023	*	29:55	5-12	.417	4-8	.500	0-0	.000	0	0	0	1.5	1	8	3	0	1	14	14.0	
Clemson	11/16/2023	*	19:19	5-8	.625	4-5	.800	0-0	.000	1	2	3	2.0	0	1	2	0	0	14	14.0	
Mississippi Val.	11/24/2023	*	20:40	4-7	.571	2-5	.400	0-0	.000	1	7	8	3.5	0	1	1	1	0	10	13.0	
at North Carolina	11/30/2023	*	37:02	5-14	.357	3-6	.500	1-2	.500	0	5	5	3.8	1	4	0	0	1	14	13.2	
at Duke	12/03/2023	*	26:01	3-7	.429	2-4	.500	4-6	.667	1	0	1	3.3	0	1	3	0	0	12	13.0	
Morgan St.	12/06/2023	*	22:47	4-6	.667	2-4	.500	2-2	1.000	0	1	1	3.0	0	5	1	0	1	12	12.9	
vs Utah	12/10/2023	*	35:02	6-11	.545	3-7	.429	0-0	.000	0	3	3	3.0	2	2	3	0	3	15	13.1	
<b>Totals</b>			<b>8</b>	<b>218:14</b>	<b>38-75</b>	<b>.507</b>	<b>22-43</b>	<b>.512</b>	<b>7-10</b>	<b>.700</b>	<b>3</b>	<b>21</b>	<b>24</b>	<b>3.0</b>	<b>5</b>	<b>28</b>	<b>14</b>	<b>1</b>	<b>9</b>	<b>105</b>	<b>13.1</b>

PAOPAO, Te-hina

SEASON	TEAM	GP-GS	MIN/AVG	Field Goals		3-Point		F-Throws		Rebounds				Scoring						
				FG-FGA	FG%	3FG-3FGA	3FG%	FT-FTA	FT%	OFF	DEF	TOT	AVG	PF-FO	A	TO	BLK	STL	PTS	AVG
2020-21	Oregon	19-19	540/28.4	78-180	.433	30-76	.395	8-10	.800	14	47	61	3.2	27-0	84	35	5	27	194	10.2
2021-22	Oregon	23-22	752/32.7	118-305	.387	36-120	.300	40-46	.870	21	71	92	4.0	29-0	76	46	3	25	312	13.6
2022-23	Oregon	35-35	1139/32.5	166-377	.440	81-191	.424	44-50	.880	38	110	148	4.2	36-0	117	64	11	45	457	13.1
2023-24	USC	8-8	218/27.3	38-75	.507	22-43	.512	7-10	.700	3	21	24	3.0	5-0	28	14	1	9	105	13.1
<b>TOTAL FOR USC</b>	<b>8-8</b>	<b>218/27.3</b>	<b>38-75</b>	<b>.507</b>	<b>22-43</b>	<b>.512</b>	<b>7-10</b>	<b>.700</b>	<b>3</b>	<b>21</b>	<b>24</b>	<b>3.0</b>	<b>5-0</b>	<b>28</b>	<b>14</b>	<b>1</b>	<b>9</b>	<b>105</b>	<b>13.1</b>	
<b>TOTAL</b>	<b>85-84</b>	<b>2649/31.2</b>	<b>400-937</b>	<b>.427</b>	<b>169-430</b>	<b>.393</b>	<b>99-116</b>	<b>.853</b>	<b>76</b>	<b>249</b>	<b>325</b>	<b>3.8</b>	<b>97-0</b>	<b>305</b>	<b>159</b>	<b>20</b>	<b>106</b>	<b>1068</b>	<b>12.6</b>	



2023-24 South Carolina Women's Basketball  
Individual Game-by-Game  
All games

Page 2/11  
as of Dec 10, 2023

#2 WATKINS, Ashlyn

Opponent	Date	GS	MIN	Total		3-Pointers		Free throws		Rebounds				PF	A	TO	BLK	STL	PTS	AVG	
				FG-FGA	PCT	3FG-3FGA	PCT	FT-FTA	PCT	OFF	DEF	TOT	AVG								
vs Notre Dame	11/06/2023		17:49	3-4	.750	0-0	.000	1-1	1.000	1	4	5	5.0	3	2	1	4	0	7	7.0	
Maryland	11/12/2023		16:39	5-10	.500	0-0	.000	3-5	.600	7	4	11	8.0	4	2	0	5	1	13	10.0	
Clemson	11/16/2023		24:46	6-10	.600	0-0	.000	0-0	.000	6	4	10	8.7	0	1	0	4	1	12	10.7	
South Dakota St.	11/20/2023		18:25	4-9	.444	0-0	.000	0-2	.000	2	3	5	7.8	2	3	2	3	4	8	10.0	
Mississippi Val.	11/24/2023		20:29	7-8	.875	0-0	.000	0-2	.000	2	5	7	7.6	1	1	3	3	1	14	10.8	
at North Carolina	11/30/2023		18:13	4-8	.500	0-0	.000	2-2	1.000	1	3	4	7.0	4	0	1	1	0	10	10.7	
at Duke	12/03/2023		07:18	1-1	1.000	0-0	.000	0-2	.000	1	3	4	6.6	0	0	2	0	1	2	9.4	
Morgan St.	12/06/2023		09:24	4-7	.571	0-0	.000	0-0	.000	1	3	4	6.3	1	1	0	2	3	8	9.3	
vs Utah	12/10/2023		17:33	3-4	.750	0-0	.000	2-4	.500	3	3	6	6.2	3	0	1	2	0	8	9.1	
<b>Totals</b>			<b>0</b>	<b>150:36</b>	<b>37-61</b>	<b>.607</b>	<b>0-0</b>	<b>.000</b>	<b>8-18</b>	<b>.444</b>	<b>24</b>	<b>32</b>	<b>56</b>	<b>6.2</b>	<b>18</b>	<b>10</b>	<b>10</b>	<b>24</b>	<b>11</b>	<b>82</b>	<b>9.1</b>

WATKINS, Ashlyn

SEASON	TEAM	GP-GS	MIN/AVG	Field Goals		3-Point		F-Throws		Rebounds				Scoring						
				FG-FGA	FG%	3FG-3FGA	3FG%	FT-FTA	FT%	OFF	DEF	TOT	AVG	PF-FO	A	TO	BLK	STL	PTS	AVG
2022-23	USC	32-0	342/10.7	67-119	.563	1-3	.333	23-49	.469	41	58	99	3.1	31-0	14	28	25	22	158	4.9
2023-24	USC	9-0	151/16.7	37-61	.607	0-0	.000	8-18	.444	24	32	56	6.2	18-0	10	10	24	11	82	9.1
<b>TOTAL</b>	<b>41-0</b>	<b>493/12.0</b>	<b>104-180</b>	<b>.578</b>	<b>1-3</b>	<b>.333</b>	<b>31-67</b>	<b>.463</b>	<b>65</b>	<b>90</b>	<b>155</b>	<b>3.8</b>	<b>49-0</b>	<b>24</b>	<b>38</b>	<b>49</b>	<b>33</b>	<b>240</b>	<b>5.9</b>	



2023-24 South Carolina Women's Basketball  
Individual Game-by-Game  
All games

Page 3/11  
as of Dec 10, 2023

#5 JOHNSON, Tessa

Opponent	Date	GS	MIN	Total		3-Pointers		Free throws		Rebounds				PF	A	TO	BLK	STL	PTS	AVG
				FG-FGA	PCT	3FG-3FGA	PCT	FT-FTA	PCT	OFF	DEF	TOT	AVG							
vs Notre Dame	11/06/2023		12:28	0-2	.000	0-1	.000	1-2	.500	0	0	0	0.0	1	2	1	0	1	1	1.0
Maryland	11/12/2023		18:32	4-7	.571	2-4	.500	2-3	.667	0	7	7	3.5	3	4	2	0	3	12	6.5
at North Carolina	11/30/2023		09:24	0-0	.000	0-0	.000	0-0	.000	0	0	0	2.3	0	0	2	0	0	0	4.3
at Duke	12/03/2023		04:41	0-2	.000	0-1	.000	0-0	.000	1	0	1	2.0	0	0	0	0	0	0	3.3
Morgan St.	12/06/2023	*	26:09	7-9	.778	2-2	1.000	0-0	.000	0	1	1	1.8	0	1	0	0	1	16	5.8
vs Utah	12/10/2023		07:48	1-2	.500	0-1	.000	0-0	.000	0	0	0	1.5	0	0	0	0	1	2	5.2
<b>Totals</b>		<b>1</b>	<b>79:02</b>	<b>12-22</b>	<b>.545</b>	<b>4-9</b>	<b>.444</b>	<b>3-5</b>	<b>.600</b>	<b>1</b>	<b>8</b>	<b>9</b>	<b>1.5</b>	<b>4</b>	<b>7</b>	<b>5</b>	<b>0</b>	<b>6</b>	<b>31</b>	<b>5.2</b>

JOHNSON, Tessa

SEASON	TEAM	GP-GS	MIN/AVG	Field Goals		3-Point		F-Throws		Rebounds				Scoring						
				FG-FGA	FG%	3FG-3FGA	3FG%	FT-FTA	FT%	OFF	DEF	TOT	AVG	PF-FO	A	TO	BLK	STL	PTS	AVG
2023-24	USC	6-1	79/13.2	12-22	.545	4-9	.444	3-5	.600	1	8	9	1.5	4-0	7	5	0	6	31	5.2
<b>TOTAL</b>		<b>6-1</b>	<b>79/13.2</b>	<b>12-22</b>	<b>.545</b>	<b>4-9</b>	<b>.444</b>	<b>3-5</b>	<b>.600</b>	<b>1</b>	<b>8</b>	<b>9</b>	<b>1.5</b>	<b>4-0</b>	<b>7</b>	<b>5</b>	<b>0</b>	<b>6</b>	<b>31</b>	<b>5.2</b>



2023-24 South Carolina Women's Basketball  
Individual Game-by-Game  
All games

Page 4/11  
as of Dec 10, 2023

#10 CARDOSO, Kamilla

Opponent	Date	GS	MIN	Total		3-Pointers		Free throws		Rebounds				PF	A	TO	BLK	STL	PTS	AVG
				FG-FGA	PCT	3FG-3FGA	PCT	FT-FTA	PCT	OFF	DEF	TOT	AVG							
vs Notre Dame	11/06/2023	*	24:22	9-14	.643	0-0	.000	2-3	.667	6	9	15	15.0	2	1	2	4	0	20	20.0
Maryland	11/12/2023	*	24:52	5-7	.714	0-0	.000	2-2	1.000	1	6	7	11.0	4	2	1	2	0	12	16.0
Clemson	11/16/2023	*	22:57	6-9	.667	0-0	.000	3-7	.429	4	9	13	11.7	1	4	2	3	0	15	15.7
South Dakota St.	11/20/2023	*	32:10	8-12	.667	0-0	.000	7-8	.875	5	5	10	11.3	1	0	0	6	1	23	17.5
Mississippi Val.	11/24/2023	*	20:34	7-13	.538	0-0	.000	0-3	.000	5	5	10	11.0	1	3	0	5	0	14	16.8
at North Carolina	11/30/2023	*	32:52	2-5	.400	0-0	.000	2-4	.500	3	13	16	11.8	5	2	2	4	2	6	15.0
at Duke	12/03/2023	*	34:55	5-10	.500	0-0	.000	5-7	.714	3	11	14	12.1	0	2	3	0	2	15	15.0
Morgan St.	12/06/2023		20:20	4-5	.800	0-0	.000	2-2	1.000	1	6	7	11.5	0	0	2	2	0	10	14.4
vs Utah	12/10/2023	*	25:25	6-9	.667	0-0	.000	5-5	1.000	0	6	6	10.9	4	1	4	2	0	17	14.7
<b>Totals</b>		<b>8</b>	<b>238:27</b>	<b>52-84</b>	<b>.619</b>	<b>0-0</b>	<b>.000</b>	<b>28-41</b>	<b>.683</b>	<b>28</b>	<b>70</b>	<b>98</b>	<b>10.9</b>	<b>18</b>	<b>15</b>	<b>16</b>	<b>28</b>	<b>5</b>	<b>132</b>	<b>14.7</b>

CARDOSO, Kamilla

SEASON	TEAM	GP-GS	MIN/AVG	Field Goals		3-Point		F-Throws		Rebounds				Scoring						
				FG-FGA	FG%	3FG-3FGA	3FG%	FT-FTA	FT%	OFF	DEF	TOT	AVG	PF-FO	A	TO	BLK	STL	PTS	AVG
2020-21	SU	24-23	565/23.5	132-229	.576	0-1	.000	62-103	.602	82	111	193	8.0	65-0	16	42	65	15	326	13.6
2021-22	USC	32-0	424/13.3	68-123	.553	0-0	.000	38-53	.717	61	103	164	5.1	49-0	31	39	46	11	174	5.4
2022-23	USC	36-0	678/18.8	138-247	.559	0-0	.000	77-111	.694	134	173	307	8.5	69-1	33	39	70	14	353	9.8
2023-24	USC	9-8	238/26.5	52-84	.619	0-0	.000	28-41	.683	28	70	98	10.9	18-1	15	16	28	5	132	14.7
<b>TOTAL FOR USC</b>		<b>77-8</b>	<b>1340/17.4</b>	<b>258-454</b>	<b>.568</b>	<b>0-0</b>	<b>.000</b>	<b>143-205</b>	<b>.698</b>	<b>223</b>	<b>346</b>	<b>569</b>	<b>7.4</b>	<b>136-2</b>	<b>79</b>	<b>94</b>	<b>144</b>	<b>30</b>	<b>659</b>	<b>8.6</b>
<b>TOTAL</b>		<b>101-31</b>	<b>1905/18.9</b>	<b>390-683</b>	<b>.571</b>	<b>0-1</b>	<b>.000</b>	<b>205-308</b>	<b>.666</b>	<b>305</b>	<b>457</b>	<b>762</b>	<b>7.5</b>	<b>201-2</b>	<b>95</b>	<b>136</b>	<b>209</b>	<b>45</b>	<b>985</b>	<b>9.8</b>



**2023-24 South Carolina Women's Basketball  
Individual Game-by-Game  
All games**

Page 5/11  
as of Dec 10, 2023

**#12 FULWILEY, MiLaysia**

Opponent	Date	GS	MIN	Total		3-Pointers		Free throws		Rebounds				PF	A	TO	BLK	STL	PTS	AVG
				FG-FGA	PCT	3FG-3FGA	PCT	FT-FTA	PCT	OFF	DEF	TOT	AVG							
vs Notre Dame	11/06/2023		25:57	8-14	.571	1-4	.250	0-2	.000	0	1	1	1.0	2	6	1	1	6	17	17.0
Maryland	11/12/2023		14:46	4-8	.500	2-4	.500	2-2	1.000	0	1	1	1.0	2	2	1	2	2	12	14.5
Clemson	11/16/2023		16:11	7-13	.538	4-7	.571	0-0	.000	3	6	9	3.7	5	3	3	0	1	18	15.7
South Dakota St.	11/20/2023	*	34:16	5-16	.313	0-4	.000	1-1	1.000	2	3	5	4.0	2	3	2	2	0	11	14.5
Mississippi Val.	11/24/2023		26:14	6-12	.500	0-5	.000	5-7	.714	0	4	4	4.0	3	5	4	2	1	17	15.0
at North Carolina	11/30/2023		03:23	0-1	.000	0-0	.000	0-0	.000	0	0	0	3.3	1	0	0	1	0	0	12.5
at Duke	12/03/2023		16:39	3-5	.600	1-2	.500	2-2	1.000	0	0	0	2.9	2	1	2	2	1	9	12.0
Morgan St.	12/06/2023		21:03	4-8	.500	0-3	.000	6-8	.750	0	1	1	2.6	3	6	3	1	1	14	12.3
vs Utah	12/10/2023		10:09	4-5	.800	3-3	1.000	0-0	.000	0	2	2	2.6	2	1	4	1	0	11	12.1
<b>Totals</b>		<b>1</b>	<b>168:39</b>	<b>41-82</b>	<b>.500</b>	<b>11-32</b>	<b>.344</b>	<b>16-22</b>	<b>.727</b>	<b>5</b>	<b>18</b>	<b>23</b>	<b>2.6</b>	<b>22</b>	<b>27</b>	<b>20</b>	<b>12</b>	<b>12</b>	<b>109</b>	<b>12.1</b>

**FULWILEY, Milaysia**

				Field Goals		3-Point		F-Throws		Rebounds				Scoring						
SEASON	TEAM	GP-GS	MIN/AVG	FG-FGA	FG%	3FG-3FGA	3FG%	FT-FTA	FT%	OFF	DEF	TOT	AVG	PF-FO	A	TO	BLK	STL	PTS	AVG
2023-24	USC	9-1	169/18.7	41-82	.500	11-32	.344	16-22	.727	5	18	23	2.6	22-1	27	20	12	12	109	12.1
<b>TOTAL</b>		<b>9-1</b>	<b>169/18.7</b>	<b>41-82</b>	<b>.500</b>	<b>11-32</b>	<b>.344</b>	<b>16-22</b>	<b>.727</b>	<b>5</b>	<b>18</b>	<b>23</b>	<b>2.6</b>	<b>22-1</b>	<b>27</b>	<b>20</b>	<b>12</b>	<b>12</b>	<b>109</b>	<b>12.1</b>



**2023-24 South Carolina Women's Basketball  
Individual Game-by-Game  
All games**

Page 6/11  
as of Dec 10, 2023

**#20 FEAGIN, Sania**

Opponent	Date	GS	MIN	Total		3-Pointers		Free throws		Rebounds				PF	A	TO	BLK	STL	PTS	AVG
				FG-FGA	PCT	3FG-3FGA	PCT	FT-FTA	PCT	OFF	DEF	TOT	AVG							
vs Notre Dame	11/06/2023		13:56	6-9	.667	0-0	.000	0-0	.000	3	1	4	4.0	2	0	2	0	0	12	12.0
Maryland	11/12/2023		13:36	4-7	.571	0-0	.000	0-0	.000	3	3	6	5.0	3	1	0	0	0	8	10.0
Clemson	11/16/2023		20:42	2-6	.333	0-2	.000	2-4	.500	2	4	6	5.3	1	1	1	0	1	6	8.7
South Dakota St.	11/20/2023		15:29	3-8	.375	0-0	.000	0-0	.000	2	4	6	5.5	0	1	0	1	1	6	8.0
Mississippi Val.	11/24/2023		21:04	5-8	.625	0-0	.000	2-2	1.000	2	3	5	5.4	2	4	3	2	0	12	8.8
at North Carolina	11/30/2023		02:38	0-2	.000	0-0	.000	0-0	.000	0	0	0	4.5	0	0	0	0	0	0	7.3
at Duke	12/03/2023		04:08	0-0	.000	0-0	.000	1-2	.500	0	1	1	4.0	0	0	1	0	0	1	6.4
Morgan St.	12/06/2023		15:36	5-6	.833	0-0	.000	0-0	.000	1	5	6	4.3	0	1	1	1	1	10	6.9
vs Utah	12/10/2023		09:16	1-2	.500	0-0	.000	1-2	.500	1	2	3	4.1	3	1	2	0	1	3	6.4
<b>Totals</b>		<b>0</b>	<b>116:25</b>	<b>26-48</b>	<b>.542</b>	<b>0-2</b>	<b>.000</b>	<b>6-10</b>	<b>.600</b>	<b>14</b>	<b>23</b>	<b>37</b>	<b>4.1</b>	<b>11</b>	<b>9</b>	<b>10</b>	<b>4</b>	<b>4</b>	<b>58</b>	<b>6.4</b>

**FEAGIN, Sania**

				Field Goals		3-Point		F-Throws		Rebounds				Scoring						
SEASON	TEAM	GP-GS	MIN/AVG	FG-FGA	FG%	3FG-3FGA	3FG%	FT-FTA	FT%	OFF	DEF	TOT	AVG	PF-FO	A	TO	BLK	STL	PTS	AVG
2021-22	USC	31-0	132/4.3	21-34	.618	0-0	.000	16-28	.571	14	31	45	1.5	19-0	6	18	12	5	58	1.9
2022-23	USC	27-0	213/7.9	54-90	.600	1-1	1.000	22-30	.733	29	36	65	2.4	31-0	7	22	19	4	131	4.9
2023-24	USC	9-0	116/12.9	26-48	.542	0-2	.000	6-10	.600	14	23	37	4.1	11-0	9	10	4	4	58	6.4
<b>TOTAL</b>		<b>67-0</b>	<b>461/6.9</b>	<b>101-172</b>	<b>.587</b>	<b>1-3</b>	<b>.333</b>	<b>44-68</b>	<b>.647</b>	<b>57</b>	<b>90</b>	<b>147</b>	<b>2.2</b>	<b>61-0</b>	<b>22</b>	<b>50</b>	<b>35</b>	<b>13</b>	<b>247</b>	<b>3.7</b>



2023-24 South Carolina Women's Basketball  
Individual Game-by-Game  
All games

Page 7/11  
as of Dec 10, 2023

#21 KITTS, Chloe

Opponent	Date	GS	MIN	Total		3-Pointers		Free throws		Rebounds				PF	A	TO	BLK	STL	PTS	AVG	
				FG-FGA	PCT	3FG-3FGA	PCT	FT-FTA	PCT	OFF	DEF	TOT	AVG								
vs Notre Dame	11/06/2023	*	12:55	2-3	.667	0-0	.000	3-3	1.000	0	1	1	1.0	1	2	1	2	0	7	7.0	
Maryland	11/12/2023	*	20:38	5-11	.455	0-0	.000	3-6	.500	3	7	10	5.5	0	1	0	1	1	13	10.0	
Clemson	11/16/2023	*	10:28	5-6	.833	0-0	.000	2-3	.667	1	1	2	4.3	0	1	0	0	1	12	10.7	
South Dakota St.	11/20/2023	*	19:05	2-7	.286	0-1	.000	1-4	.250	3	6	9	5.5	2	0	1	1	0	5	9.3	
Mississippi Val.	11/24/2023	*	18:50	4-7	.571	0-0	.000	3-4	.750	1	4	5	5.4	1	1	0	2	0	11	9.6	
at North Carolina	11/30/2023	*	19:49	3-10	.300	0-0	.000	5-6	.833	1	2	3	5.0	2	0	2	0	0	11	9.8	
at Duke	12/03/2023	*	31:16	6-12	.500	0-0	.000	2-2	1.000	1	8	9	5.6	2	3	2	1	0	14	10.4	
Morgan St.	12/06/2023	*	19:21	2-4	.500	0-0	.000	3-4	.750	3	11	14	6.6	0	4	4	0	1	7	10.0	
vs Utah	12/10/2023	*	24:38	4-7	.571	0-0	.000	3-6	.500	2	5	7	6.7	2	4	2	0	0	11	10.1	
<b>Totals</b>			<b>9</b>	<b>177:00</b>	<b>33-67</b>	<b>.493</b>	<b>0-1</b>	<b>.000</b>	<b>25-38</b>	<b>.658</b>	<b>15</b>	<b>45</b>	<b>60</b>	<b>6.7</b>	<b>10</b>	<b>16</b>	<b>12</b>	<b>7</b>	<b>3</b>	<b>91</b>	<b>10.1</b>

KITTS, Chloe

SEASON	TEAM	GP-GS	MIN/AVG	Field Goals		3-Point		F-Throws		Rebounds				Scoring						
				FG-FGA	FG%	3FG-3FGA	3FG%	FT-FTA	FT%	OFF	DEF	TOT	AVG	PF-FO	A	TO	BLK	STL	PTS	AVG
2022-23	USC	18-0	124/6.9	12-32	.375	1-4	.250	4-8	.500	9	20	29	1.6	11-0	12	8	1	4	29	1.6
2023-24	USC	9-9	177/19.7	33-67	.493	0-1	.000	25-38	.658	15	45	60	6.7	10-0	16	12	7	3	91	10.1
<b>TOTAL</b>		<b>27-9</b>	<b>301/11.2</b>	<b>45-99</b>	<b>.455</b>	<b>1-5</b>	<b>.200</b>	<b>29-46</b>	<b>.630</b>	<b>24</b>	<b>65</b>	<b>89</b>	<b>3.3</b>	<b>21-0</b>	<b>28</b>	<b>20</b>	<b>8</b>	<b>7</b>	<b>120</b>	<b>4.4</b>



2023-24 South Carolina Women's Basketball  
Individual Game-by-Game  
All games

Page 8/11  
as of Dec 10, 2023

#23 HALL, Bree

Opponent	Date	GS	MIN	Total		3-Pointers		Free throws		Rebounds				PF	A	TO	BLK	STL	PTS	AVG	
				FG-FGA	PCT	3FG-3FGA	PCT	FT-FTA	PCT	OFF	DEF	TOT	AVG								
vs Notre Dame	11/06/2023	*	26:25	2-8	.250	1-4	.250	2-2	1.000	1	2	3	3.0	0	1	0	0	0	7	7.0	
Maryland	11/12/2023	*	23:53	5-9	.556	2-4	.500	0-0	.000	1	0	1	2.0	2	2	2	1	0	12	9.5	
Clemson	11/16/2023	*	23:34	3-10	.300	1-5	.200	1-2	.500	0	5	5	3.0	1	1	2	1	1	8	9.0	
South Dakota St.	11/20/2023	*	25:52	2-9	.222	0-3	.000	1-2	.500	2	5	7	4.0	0	2	0	1	1	5	8.0	
Mississippi Val.	11/24/2023	*	22:02	2-9	.222	1-6	.167	0-0	.000	2	0	2	3.6	0	3	2	0	1	5	7.4	
at North Carolina	11/30/2023	*	33:04	5-6	.833	3-4	.750	2-2	1.000	0	1	1	3.2	3	0	1	1	0	15	8.7	
at Duke	12/03/2023	*	35:20	4-7	.571	3-4	.750	2-2	1.000	0	3	3	3.1	0	1	3	0	1	13	9.3	
Morgan St.	12/06/2023	*	15:20	3-5	.600	3-4	.750	0-0	.000	0	1	1	2.9	0	3	1	0	1	9	9.3	
vs Utah	12/10/2023	*	34:23	3-8	.375	0-3	.000	1-1	1.000	0	4	4	3.0	0	0	1	2	0	7	9.0	
<b>Totals</b>			<b>9</b>	<b>239:53</b>	<b>29-71</b>	<b>.408</b>	<b>14-37</b>	<b>.378</b>	<b>9-11</b>	<b>.818</b>	<b>6</b>	<b>21</b>	<b>27</b>	<b>3.0</b>	<b>6</b>	<b>13</b>	<b>12</b>	<b>6</b>	<b>5</b>	<b>81</b>	<b>9.0</b>

HALL, Bree

SEASON	TEAM	GP-GS	MIN/AVG	Field Goals		3-Point		F-Throws		Rebounds				Scoring						
				FG-FGA	FG%	3FG-3FGA	3FG%	FT-FTA	FT%	OFF	DEF	TOT	AVG	PF-FO	A	TO	BLK	STL	PTS	AVG
2021-22	USC	36-0	334/9.3	32-102	.314	14-46	.304	19-30	.633	12	41	53	1.5	43-0	1	23	1	5	97	2.7
2022-23	USC	35-0	487/13.9	66-163	.405	23-64	.359	19-31	.613	23	42	65	1.9	37-0	10	16	11	11	174	5.0
2023-24	USC	9-9	240/26.7	29-71	.408	14-37	.378	9-11	.818	6	21	27	3.0	6-0	13	12	6	5	81	9.0
<b>TOTAL</b>		<b>80-9</b>	<b>1061/13.3</b>	<b>127-336</b>	<b>.378</b>	<b>51-147</b>	<b>.347</b>	<b>47-72</b>	<b>.653</b>	<b>41</b>	<b>104</b>	<b>145</b>	<b>1.8</b>	<b>86-0</b>	<b>24</b>	<b>51</b>	<b>18</b>	<b>21</b>	<b>352</b>	<b>4.4</b>



2023-24 South Carolina Women's Basketball  
Individual Game-by-Game  
All games

Page 9/11  
as of Dec 10, 2023

#24 JAH, Sahnya

Opponent	Date	GS	MIN	Total		3-Pointers		Free throws		Rebounds				PF	A	TO	BLK	STL	PTS	AVG
				FG-FGA	PCT	3FG-3FGA	PCT	FT-FTA	PCT	OFF	DEF	TOT	AVG							
vs Notre Dame	11/06/2023		08:02	2-4	.500	0-0	.000	0-0	.000	2	3	5	5.0	2	2	1	0	1	4	4.0
Maryland	11/12/2023		04:16	3-4	.750	0-1	.000	1-3	.333	0	1	1	3.0	0	0	0	0	0	7	5.5
Clemson	11/16/2023		14:08	3-9	.333	1-4	.250	1-2	.500	3	1	4	3.3	3	1	1	0	1	8	6.3
South Dakota St.	11/20/2023		17:44	1-5	.200	0-2	.000	0-0	.000	0	1	1	2.8	0	1	1	1	2	2	5.3
Mississippi Val.	11/24/2023		14:56	1-5	.200	0-1	.000	0-0	.000	1	6	7	3.6	1	4	0	0	1	2	4.6
at North Carolina	11/30/2023		01:59	0-1	.000	0-0	.000	0-0	.000	0	0	0	3.0	1	0	0	0	0	0	3.8
Morgan St.	12/06/2023		13:37	3-5	.600	0-1	.000	0-1	.000	0	2	2	2.9	3	0	2	0	0	6	4.1
<b>Totals</b>		<b>0</b>	<b>74:42</b>	<b>13-33</b>	<b>.394</b>	<b>1-9</b>	<b>.111</b>	<b>2-6</b>	<b>.333</b>	<b>6</b>	<b>14</b>	<b>20</b>	<b>2.9</b>	<b>10</b>	<b>8</b>	<b>5</b>	<b>1</b>	<b>5</b>	<b>29</b>	<b>4.1</b>

JAH, Sahnya

				Field Goals		3-Point		F-Throws		Rebounds				Scoring						
SEASON	TEAM	GP-GS	MIN/AVG	FG-FGA	FG%	3FG-3FGA	3FG%	FT-FTA	FT%	OFF	DEF	TOT	AVG	PF-FO	A	TO	BLK	STL	PTS	AVG
2023-24	USC	7-0	75/10.7	13-33	.394	1-9	.111	2-6	.333	6	14	20	2.9	10-0	8	5	1	5	29	4.1
<b>TOTAL</b>		<b>7-0</b>	<b>75/10.7</b>	<b>13-33</b>	<b>.394</b>	<b>1-9</b>	<b>.111</b>	<b>2-6</b>	<b>.333</b>	<b>6</b>	<b>14</b>	<b>20</b>	<b>2.9</b>	<b>10-0</b>	<b>8</b>	<b>5</b>	<b>1</b>	<b>5</b>	<b>29</b>	<b>4.1</b>



2023-24 South Carolina Women's Basketball  
Individual Game-by-Game  
All games

Page 10/11  
as of Dec 10, 2023

#25 JOHNSON, Raven

Opponent	Date	GS	MIN	Total		3-Pointers		Free throws		Rebounds				PF	A	TO	BLK	STL	PTS	AVG
				FG-FGA	PCT	3FG-3FGA	PCT	FT-FTA	PCT	OFF	DEF	TOT	AVG							
vs Notre Dame	11/06/2023	*	22:02	5-10	.500	1-3	.333	0-0	.000	0	2	2	2.0	3	7	2	0	1	11	11.0
Maryland	11/12/2023	*	29:08	3-8	.375	2-3	.667	0-0	.000	0	3	3	2.5	1	8	1	0	1	8	9.5
Clemson	11/16/2023	*	32:26	3-8	.375	0-3	.000	0-0	.000	2	6	8	4.3	2	17	2	0	5	6	8.3
South Dakota St.	11/20/2023	*	29:21	9-13	.692	0-2	.000	0-1	.000	2	1	3	4.0	0	6	1	0	5	18	10.8
Mississippi Val.	11/24/2023	*	24:25	4-5	.800	2-3	.667	2-2	1.000	1	7	8	4.8	0	5	1	0	5	12	11.0
at North Carolina	11/30/2023	*	37:07	3-8	.375	0-1	.000	3-6	.500	0	7	7	5.2	2	2	4	0	3	9	10.7
at Duke	12/03/2023	*	37:18	4-7	.571	3-4	.750	0-0	.000	0	4	4	5.0	1	4	3	0	2	11	10.7
Morgan St.	12/06/2023		21:04	5-5	1.000	2-2	1.000	0-0	.000	0	2	2	4.6	1	5	2	0	2	12	10.9
vs Utah	12/10/2023	*	32:38	1-6	.167	0-2	.000	0-0	.000	0	2	2	4.3	2	4	5	0	1	2	9.9
<b>Totals</b>		<b>8</b>	<b>265:29</b>	<b>37-70</b>	<b>.529</b>	<b>10-23</b>	<b>.435</b>	<b>5-9</b>	<b>.556</b>	<b>5</b>	<b>34</b>	<b>39</b>	<b>4.3</b>	<b>12</b>	<b>58</b>	<b>21</b>	<b>0</b>	<b>25</b>	<b>89</b>	<b>9.9</b>

JOHNSON, Raven

				Field Goals		3-Point		F-Throws		Rebounds				Scoring						
SEASON	TEAM	GP-GS	MIN/AVG	FG-FGA	FG%	3FG-3FGA	3FG%	FT-FTA	FT%	OFF	DEF	TOT	AVG	PF-FO	A	TO	BLK	STL	PTS	AVG
2021-22	USC	2-0	8/4.2	0-1	.000	0-0	.000	0-0	.000	0	1	1	0.5	0-0	0	1	0	0	0	0.0
2022-23	USC	36-3	674/18.7	60-163	.368	14-58	.241	17-26	.654	20	74	94	2.6	38-0	123	52	13	40	151	4.2
2023-24	USC	9-8	265/29.5	37-70	.529	10-23	.435	5-9	.556	5	34	39	4.3	12-0	58	21	0	25	89	9.9
<b>TOTAL</b>		<b>47-11</b>	<b>948/20.2</b>	<b>97-234</b>	<b>.415</b>	<b>24-81</b>	<b>.296</b>	<b>22-35</b>	<b>.629</b>	<b>25</b>	<b>109</b>	<b>134</b>	<b>2.9</b>	<b>50-0</b>	<b>181</b>	<b>74</b>	<b>13</b>	<b>65</b>	<b>240</b>	<b>5.1</b>





**2023-24 South Carolina Women's Basketball  
Individual Game-by-Game  
All games**

Page 11/11  
as of Dec 10, 2023

**#35 WALKER, Sakima**

Opponent	Date	GS	MIN	Total		3-Pointers		Free throws		Rebounds				PF	A	TO	BLK	STL	PTS	AVG
				FG-FGA	PCT	3FG-3FGA	PCT	FT-FTA	PCT	OFF	DEF	TOT	AVG							
vs Notre Dame	11/06/2023		08:35	0-1	.000	0-0	.000	0-0	.000	0	1	1	1.0	1	0	2	0	0	0	0.0
Maryland	11/12/2023		03:46	0-0	.000	0-0	.000	3-4	.750	1	0	1	1.0	0	0	0	0	0	3	1.5
Clemson	11/16/2023		15:29	4-4	1.000	0-0	.000	2-2	1.000	1	5	6	2.7	3	0	0	1	0	10	4.3
South Dakota St.	11/20/2023		07:38	0-0	.000	0-0	.000	0-0	.000	0	1	1	2.3	0	0	0	1	1	0	3.3
Mississippi Val.	11/24/2023		10:46	1-1	1.000	0-0	.000	2-2	1.000	1	4	5	2.8	0	0	0	0	0	4	3.4
at North Carolina	11/30/2023		04:29	0-1	.000	0-0	.000	0-0	.000	0	0	0	2.3	1	0	1	0	0	0	2.8
at Duke	12/03/2023		02:23	0-1	.000	0-0	.000	0-0	.000	0	0	0	2.0	1	0	1	0	0	0	2.4
Morgan St.	12/06/2023	*	15:19	0-0	.000	0-0	.000	0-0	.000	0	1	1	1.9	1	0	0	1	0	0	2.1
vs Utah	12/10/2023		03:08	1-1	1.000	0-0	.000	0-0	.000	1	0	1	1.8	1	0	1	0	0	2	2.1
<b>Totals</b>		<b>1</b>	<b>71:33</b>	<b>6-9</b>	<b>.667</b>	<b>0-0</b>	<b>.000</b>	<b>7-8</b>	<b>.875</b>	<b>4</b>	<b>12</b>	<b>16</b>	<b>1.8</b>	<b>8</b>	<b>0</b>	<b>5</b>	<b>3</b>	<b>1</b>	<b>19</b>	<b>2.1</b>

**WALKER, Sakima**

SEASON	TEAM	GP-GS	MIN/AVG	Field Goals		3-Point		F-Throws		Rebounds				Scoring						
				FG-FGA	FG%	3FG-3FGA	3FG%	FT-FTA	FT%	OFF	DEF	TOT	AVG	PF	FO	A	TO	BLK	STL	PTS
2020-21	RU	15-0	144/9.6	20-27	.741	0-0	.000	9-13	.692	14	17	31	2.1	16-0	4	16	5	4	49	3.3
2021-22	RU	17-2	199/11.7	35-71	.493	0-0	.000	10-21	.476	17	31	48	2.8	10-0	2	14	9	14	80	4.7
2023-24	USC	9-1	72/7.9	6-9	.667	0-0	.000	7-8	.875	4	12	16	1.8	8-0	0	5	3	1	19	2.1
<b>TOTAL FOR USC</b>		<b>9-1</b>	<b>72/7.9</b>	<b>6-9</b>	<b>.667</b>	<b>0-0</b>	<b>.000</b>	<b>7-8</b>	<b>.875</b>	<b>4</b>	<b>12</b>	<b>16</b>	<b>1.8</b>	<b>8-0</b>	<b>0</b>	<b>5</b>	<b>3</b>	<b>1</b>	<b>19</b>	<b>2.1</b>
<b>TOTAL</b>		<b>41-3</b>	<b>415/10.1</b>	<b>61-107</b>	<b>.570</b>	<b>0-0</b>	<b>.000</b>	<b>26-42</b>	<b>.619</b>	<b>35</b>	<b>60</b>	<b>95</b>	<b>2.3</b>	<b>34-0</b>	<b>6</b>	<b>35</b>	<b>17</b>	<b>19</b>	<b>148</b>	<b>3.6</b>

## 2023-24 VS. RANKED OPPONENTS



2023-24 South Carolina Women's Basketball  
Combined Team Statistics  
Specific games

Page 1/1  
as of Dec 10, 2023

## Game Records

Record	Overall	Home	Away	Neutral
ALL GAMES	4-0	1-0	1-0	2-0
CONFERENCE	0-0	0-0	0-0	0-0
NON-CONFERENCE	4-0	1-0	1-0	2-0

## Score by Periods

Team	1st	2nd	3rd	4th	OT	TOT
South Carolina	77	86	97	97	0	357
Opponents	76	56	74	68	0	274

## Team Box Score

No.	Player	Total			3-Point		F-Throw		Rebounds				PF DQ A TO BLK STL PTS AVG									
		GP-GS	MIN	AVG	FG-FGA	FG%	3FG-3FGA	3FG%	FT-FTA	FT%	OFF	DEF	TOT	AVG	PF	DQ	A	TO	BLK	STL	PTS	AVG
0	PAOPAO, Te-Hina	4-4	129:27	32.4	22-47	.468	12-25	.480	1-2	.500	0	11	11	2.8	5	0	20	7	0	8	57	14.3
10	CARDOSO, Kamilla	4-4	107:31	26.9	22-35	.629	0-0	.000	11-14	.786	10	34	44	11.0	15	1	6	9	12	2	55	13.8
21	KITTS, Chloe	4-4	77:60	19.5	14-31	.452	0-0	.000	14-21	.667	6	15	21	5.3	5	0	7	5	3	1	42	10.5
23	HALL, Bree	4-4	117:45	29.4	15-31	.484	6-15	.400	5-5	1.000	2	7	9	2.3	5	0	3	4	4	0	41	10.3
12	FULWILEY, MiLaysia	4-0	54:16	13.6	16-28	.571	6-11	.545	2-4	.500	0	4	4	1.0	7	0	9	6	5	8	40	10.0
2	WATKINS, Ashlyn	4-0	70:14	17.6	15-26	.577	0-0	.000	8-12	.667	12	14	26	6.5	14	0	4	3	12	1	38	9.5
25	JOHNSON, Raven	4-4	120:55	30.2	12-32	.375	3-9	.333	3-6	.500	0	14	14	3.5	8	0	21	12	0	6	30	7.5
20	FEAGIN, Sania	4-0	39:26	9.9	11-20	.550	0-0	.000	1-2	.500	7	6	13	3.3	8	0	2	4	0	1	23	5.8
5	JOHNSON, Tessa	4-0	48:12	12.1	5-11	.455	2-6	.333	3-5	.600	0	7	7	1.8	4	0	6	5	0	5	15	3.8
24	JAH, Sahnya	3-0	14:17	4.8	5-9	.556	0-1	.000	1-3	.333	2	4	6	2.0	3	0	2	1	0	1	11	3.7
35	WALKER, Sakima	4-0	19:58	5.0	1-3	.333	0-0	.000	3-4	.750	2	1	3	0.8	3	0	0	4	0	0	5	1.3
Team											9	9	18									
<b>Total</b>		<b>4</b>	<b>800</b>		<b>138-273</b>	<b>.505</b>	<b>29-67</b>	<b>.433</b>	<b>52-78</b>	<b>.667</b>	<b>50</b>	<b>126</b>	<b>176</b>	<b>44.0</b>	<b>77</b>	<b>1</b>	<b>80</b>	<b>60</b>	<b>36</b>	<b>33</b>	<b>357</b>	<b>89.3</b>
<b>Opponents</b>		<b>4</b>	<b>800</b>		<b>103-276</b>	<b>.373</b>	<b>25-83</b>	<b>.301</b>	<b>43-61</b>	<b>.705</b>	<b>55</b>	<b>95</b>	<b>150</b>	<b>37.5</b>	<b>88</b>	<b>2</b>	<b>52</b>	<b>64</b>	<b>13</b>	<b>29</b>	<b>274</b>	<b>68.5</b>

## Team Statistics

	USC	OPP
<b>Scoring</b>	<b>357</b>	<b>274</b>
Points per game	89.3	68.5
Scoring margin	+20.8	-
<b>Field goals-att</b>	<b>138-273</b>	<b>103-276</b>
Field goal pct	.505	.373
<b>3 point fg-att</b>	<b>29-67</b>	<b>25-83</b>
3-point FG pct	.433	.301
3-pt FG made per game	7.3	6.3
<b>Free throws-att</b>	<b>52-78</b>	<b>43-61</b>
Free throw pct	.667	.705
F-Throws made per game	13.0	10.8
<b>Rebounds</b>	<b>176</b>	<b>150</b>
Rebounds per game	44.0	37.5
Rebounding margin	+6.5	-
<b>Assists</b>	<b>80</b>	<b>52</b>
Assists per game	20.0	13.0
<b>Turnovers</b>	<b>60</b>	<b>64</b>
Turnovers per game	15.0	16.0
Turnover margin	+1.0	-
Assist/turnover ratio	1.3	0.8
<b>Steals</b>	<b>33</b>	<b>29</b>
Steals per game	8.3	7.3
<b>Blocks</b>	<b>36</b>	<b>13</b>
Blocks per game	9.0	3.3
<b>Winning streak</b>	<b>4</b>	<b>-</b>
Home win streak	1	-
<b>Attendance</b>	<b>16007</b>	<b>6319</b>
Home games-Avg/Game	1-16007	1-6319
Neutral site-Avg/Game	-	2-1602

## Team Results

Date	Opponent		Score	Att.
11/06/2023	vs Notre Dame	W	100-71	3203
11/12/2023	Maryland	W	114-76	16007
11/30/2023	at North Carolina	W	65-58	6319
12/10/2023	vs Utah	W	78-69	0



**2023-24 South Carolina Women's Basketball  
Combined Team Statistics  
All games**

Page 1/1  
as of Dec 10, 2023

**Game Records**

Record	Overall	Home	Away	Neutral
ALL GAMES	9-0	5-0	2-0	2-0
CONFERENCE	0-0	0-0	0-0	0-0
NON-CONFERENCE	9-0	5-0	2-0	2-0

**Score by Periods**

Team	1st	2nd	3rd	4th	OT	TOT
South Carolina	196	203	216	211	0	826
Opponents	129	93	138	110	0	470

**Team Box Score**

No.	Player				Total		3-Point		F-Throw		Rebounds											
		GP-GS	MIN	AVG	FG-FGA	FG%	3FG-3FGA	3FG%	FT-FTA	FT%	OFF	DEF	TOT	AVG	PF	DQ	A	TO	BLK	STL	PTS	AVG
10	CARDOSO, Kamilla	9-8	238:27	26.5	52-84	.619	0-0	.000	28-41	.683	28	70	98	10.9	18	1	15	16	28	5	132	14.7
0	PAOPAO, Te-Hina	8-8	218:14	27.3	38-75	.507	22-43	.512	7-10	.700	3	21	24	3.0	5	0	28	14	1	9	105	13.1
12	FULWILEY, MiLaysia	9-1	168:39	18.7	41-82	.500	11-32	.344	16-22	.727	5	18	23	2.6	22	1	27	20	12	12	109	12.1
21	KITTS, Chloe	9-9	177:00	19.7	33-67	.493	0-1	.000	25-38	.658	15	45	60	6.7	10	0	16	12	7	3	91	10.1
25	JOHNSON, Raven	9-8	265:29	29.5	37-70	.529	10-23	.435	5-9	.556	5	34	39	4.3	12	0	58	21	0	25	89	9.9
2	WATKINS, Ashlyn	9-0	150:36	16.7	37-61	.607	0-0	.000	8-18	.444	24	32	56	6.2	18	0	10	10	24	11	82	9.1
23	HALL, Bree	9-9	239:53	26.7	29-71	.408	14-37	.378	9-11	.818	6	21	27	3.0	6	0	13	12	6	5	81	9.0
20	FEAGIN, Sania	9-0	116:25	12.9	26-48	.542	0-2	.000	6-10	.600	14	23	37	4.1	11	0	9	10	4	4	58	6.4
5	JOHNSON, Tessa	6-1	79:02	13.2	12-22	.545	4-9	.444	3-5	.600	1	8	9	1.5	4	0	7	5	0	6	31	5.2
24	JAH, Sahnya	7-0	74:42	10.7	13-33	.394	1-9	.111	2-6	.333	6	14	20	2.9	10	0	8	5	1	5	29	4.1
35	WALKER, Sakima	9-1	71:33	7.9	6-9	.667	0-0	.000	7-8	.875	4	12	16	1.8	8	0	0	5	3	1	19	2.1
Team											24	26	50					1				
<b>Total</b>		<b>9</b>	<b>1800</b>		<b>324-622</b>	<b>.521</b>	<b>62-156</b>	<b>.397</b>	<b>116-178</b>	<b>.652</b>	<b>135</b>	<b>324</b>	<b>459</b>	<b>51.0</b>	<b>124</b>	<b>2</b>	<b>191</b>	<b>131</b>	<b>86</b>	<b>86</b>	<b>826</b>	<b>91.8</b>
<b>Opponents</b>		<b>9</b>	<b>1800</b>		<b>180-601</b>	<b>.300</b>	<b>45-183</b>	<b>.246</b>	<b>65-99</b>	<b>.657</b>	<b>108</b>	<b>186</b>	<b>294</b>	<b>32.7</b>	<b>165</b>	<b>4</b>	<b>88</b>	<b>155</b>	<b>27</b>	<b>67</b>	<b>470</b>	<b>52.2</b>

**Team Statistics**

	USC	OPP
<b>Scoring</b>	<b>826</b>	<b>470</b>
Points per game	91.8	52.2
Scoring margin	+39.6	-
<b>Field goals-att</b>	<b>324-622</b>	<b>180-601</b>
Field goal pct	.521	.300
<b>3 point fg-att</b>	<b>62-156</b>	<b>45-183</b>
3-point FG pct	.397	.246
3-pt FG made per game	6.9	5.0
<b>Free throws-att</b>	<b>116-178</b>	<b>65-99</b>
Free throw pct	.652	.657
F-Throws made per game	12.9	7.2
<b>Rebounds</b>	<b>459</b>	<b>294</b>
Rebounds per game	51.0	32.7
Rebounding margin	+18.3	-
<b>Assists</b>	<b>191</b>	<b>88</b>
Assists per game	21.2	9.8
<b>Turnovers</b>	<b>131</b>	<b>155</b>
Turnovers per game	14.6	17.2
Turnover margin	+2.7	-
Assist/turnover ratio	1.5	0.6
<b>Steals</b>	<b>86</b>	<b>67</b>
Steals per game	9.6	7.4
<b>Blocks</b>	<b>86</b>	<b>27</b>
Blocks per game	9.6	3.0
<b>Winning streak</b>	<b>9</b>	<b>-</b>
Home win streak	5	-
<b>Attendance</b>	<b>78365</b>	<b>11926</b>
Home games-Avg/Game	5-15673	2-5963
Neutral site-Avg/Game	-	2-1602

**Team Results**

Date	Opponent		Score	Att.
11/06/2023	vs Notre Dame	W	100-71	3203
11/12/2023	Maryland	W	114-76	16007
11/16/2023	Clemson	W	109-40	16820
11/20/2023	South Dakota St.	W	78-38	14799
11/24/2023	Mississippi Val.	W	101-19	14558
11/30/2023	at North Carolina	W	65-58	6319
12/03/2023	at Duke	W	77-61	5607
12/06/2023	Morgan St.	W	104-38	16181
12/10/2023	vs Utah	W	78-69	0