



SOUTH CAROLINA WOMEN'S BASKETBALL

Dir. Communications/PR: Diana Koval | Office: 803.777.7977 | Cell: 314.369.6050 | Email: dkoval@mailbox.sc.edu
Web: www.GamecocksOnline.com | Twitter: @GamecockWBB | Instagram: @GamecockWBB | TikTok: @GamecockWBB | Facebook: @GamecockWBB

#1/1 SOUTH CAROLINA (6-0) VS. #-/rv DUKE (5-2)

DECEMBER 3, 2023 – 1 P.M. – DURHAM, N.C. – CAMERON INDOOR STADIUM

HOW TO FOLLOW

TV: ABC (Beth Mowins, Debbie Antonelli)
Radio: 107.5 FM / SiriusXM Ch 374 (Brad Muller)
Live Stats: StatBroadcast.com

THE MATCHUP

GAMECOCKS

6-0, 0-0 SEC

Ranking: 1/1 (AP/Coaches)
Head Coach: Dawn Staley
Record at SC: 408-106 (16th)
Career Record: 580-186 (24th)
Top Scorer: Kamilla Cardoso (15.0)
Top Rebounder: Kamilla Cardoso (11.8)



BLUE DEVILS

5-2, 0-0 ACC

Ranking: -/rv (AP/Coaches)
Head Coach: Kara Lawson
Record at DU: 51-23 (4th)
Career Record: Same
Top Scorer: Ashlon Jackson (13.0)
Top Rebounder: Oluchi Okananwa (7.4)



THE SERIES

South Carolina Record: 6-2
H: 3-0 **A:** 3-1 **N:** 0-1
Current Streak: Won 3
Last Meeting: W 55-46, 12/15/22, Durham
First Meeting: W, 87-81 (ot), 11/25/01 in Durham

GAMECOCK NOTABLES

- South Carolina's strength and speed have a long-term impact as the Gamecocks' most impressive quarters have been the second and fourth as opponents wear down. In the second quarter, they have a +14.7 scoring margin and 6.2 rebounding margin. In the fourth, those numbers are just slightly lower at +12.5 and +5.0, respectively.
- The Gamecocks are 10th in the nation in scoring defense, allowing just 50.3 points per game. That number climbs to just 61.2 in their four games against Power-5 opponents.
- Four Gamecocks have been the team's top scorer at least once this season and five average double-figure points – with a sixth just under at 9.8 ppg.
- South Carolina's bench ranks fifth in the nation with 37.5 points per game. The group averages 20.5 rebounds and is shooting 51.4 percent from the field.
- National Player of the Year candidate Kamilla Cardoso's double-double average includes 11.8 rebounds per game, which rank eighth in the nation. She grabs an SEC-best 4.0 of those boards on the offensive end to rank 24th in the nation.
- Senior transfer Te-Hina Paopao continues to thrive in and drive the Gamecock offense. Her 14 points and four assists at #24/24 UNC powered the victory as she hit all three of her 3s and handed out three assists in the pivotal second half. On the season, her SEC-best 53.6 percent 3-point shooting is 12th in the nation.
- Junior Bree Hall's solid all-around play at #24/24 UNC Thursday included a season-high 15 points, which moved her into third on the team in scoring against ranked opponents at 11.3 points per game on 52.2 percent shooting, including 50.0 percent (6-of-12) from 3-point range.
- Raven Johnson's SEC-best 7.5 assists per game (4th in the NCAA) include 5.7 per game against ranked teams.

SCHEDULE/RESULTS

<i>Aflac Oui-Play (Paris, France)</i>		
Nov. 6	vs. #10/10 Notre Dame (ESPN)	W, 100-71
Nov. 12	#14/11 Maryland (ABC)	W, 114-76
Nov. 16	Clemson (SECN)	W, 109-40
Nov. 20	South Dakota State (SECN+)	W, 78-38
Nov. 24	Miss. Valley St. (SECN+)	W, 101-19
<i>ACC/SEC Challenge</i>		
Nov. 30	at #24/24 North Carolina (ESPN)	W, 65-58
<i>Jimmy V Classic</i>		
Dec. 3	at Duke (ABC)	1 p.m.
Dec. 6	Morgan State (SECN+)	7 p.m.
<i>Basketball Hall of Fame Showcase (Uncasville, CT)</i>		
Dec. 10	vs. Utah (ESPN)	2:30 p.m.
Dec. 16	Presbyterian (SECN+)	1 p.m.
Dec. 19	at Bowling Green	7 p.m.
Dec. 30	at East Carolina (ESPN2)	Noon
Jan. 4	at Florida* (SECN)	7 p.m.
Jan. 7	Mississippi State* (ESPN)	1 p.m.
Jan. 11	at Missouri* (SECN+)	8 p.m.
Jan. 15	Kentucky* (SECN)	7 p.m.
Jan. 21	at Texas A&M* (SECN)	5 p.m.
Jan. 25	at LSU* (ESPN)	8 p.m.
Jan. 28	Vanderbilt* (SECN) We Back Pat	3 p.m.
Feb. 1	at Auburn* (SECN+)	8 p.m.
Feb. 4	Ole Miss* (ESPN2) Play 4 Kay	2 p.m.
Feb. 8	Missouri* (SECN)	7 p.m.
Feb. 11	Connecticut (ESPN)	2 p.m.
Feb. 15	at Tennessee* (ESPN)	7 p.m.
Feb. 18	Georgia* (ESPN2/SECN)	2 p.m.
Feb. 22	Alabama* (SECN)	7 p.m.
Feb. 25	at Kentucky* (SECN)	3 p.m.
Feb. 29	at Arkansas* (SECN)	9 p.m.
Mar. 3	Tennessee* (ESPN)	Noon
Mar. 6-8	SEC Tournament (Greenville, SC)	

* indicates SEC game
All Times Listed as Eastern and are subject to change
Television outlet listed in parentheses

3

South Carolina's three wins over AP Top-25 opponents are the most this season by a ranked team.

5











Five Gamecocks have scored in double figures at least four times through the season's first six games.

23.6

The Gamecocks block an NCAA-best 23.6 percent of their opponents' 2-point field goal attempts, according to Her Hoop Stats.

TALE OF THE TAPE

SOUTH CAROLINA	94.5	.499	.349	6.3	.625	12.5	50.3	+44.2	.280	.211	+18.2	23.3	+5.2	11.5	10.3
	Points	FG%	3FG%	3FGM per Game	FT%	FTM per Game	Scoring Def.	Scoring Margin	FG% Def.	3FG% Def.	Reb. Margin	Assist Avg.	TO Margin	Blocks Avg.	Steals Avg.
DUKE	77.6	.452	.357	6.6	.733	12.1	59.7	+17.9	.356	.307	+5.4	15.6	+3.1	7.6	11.1

0		<p>Te-Hina Paopao <i>tuh-HEE-nuh POW-pow</i></p> <p>5-0 • Sr. • Guard Oceanside, Calif.</p>	<p>Season</p> <p>PPG 13.2 APG 4.0 FG% .490 3FG% .536 FT% .500</p>	<p>Career*</p> <p>12.5 3.9 .424 .390 .861</p>	<p>LAST GM: 14 pts, 5 rebs, 4 assts at UNC</p> <p>NOTABLE: Good court vision and outside shooter ... 12th in NCAA in 3FG%, 21st in 3s/gm (3.0) ... Nancy Lieberman Award, Wooden Award Preseason Watch List ... Preseason All-SEC 2nd Team.</p>	<p>Career Highs</p> <p>Pts: 28 vs. Stanford, 3/2/23[*] Reb: 9 vs. Stanford, 2/15/21[*] Asst: 10 vs. USD, 3/23/23[*] Stl: 4, 2x, vs. Seatt., 11/12/22[*] 3FG: 7, 2x, vs. Stan., 3/23/23[*]</p>
2		<p>Ashlyn Watkins <i>ASH-lynn</i></p> <p>6-3 • So. • Forward Columbia, S.C.</p>	<p>Season</p> <p>PPG 10.7 RPG 7.0 BPG 3.3 FG% .592 FT% .500</p>	<p>Career</p> <p>5.8 3.7 1.2 .571 .475</p>	<p>LAST GM: 10 pts, 4 rebs, 1 blk at UNC</p> <p>NOTABLE: Strong, effortlessly athletic ... developing midrange ... 5th in NCAA in blks/gm ... 2nd on team in rebounding ... 2 double-doubles ... first dunk in program history at Clemson (11/17/22).</p>	<p>Career Highs</p> <p>Pts: 16 vs. Cstl. Car., 12/21/22 Reb: 11, 2x, vs. MD, 11/12/23 Blk: 5 vs. Maryland, 11/12/23 Asst: 3, 2x, vs. SDSU, 11/20/23 Stl: 4 vs. S. Dakota St., 11/20/23</p>
5		<p>Tessa Johnson</p> <p>6-0 • Fr. • Guard Albertville, Minn.</p>	<p>Season</p> <p>PPG 4.3 RPG 2.3 APG 2.0 FG% .444 3FG% .400</p>	<p>Career</p> <p>4.3 2.3 2.0 .444 .400</p>	<p>LAST GM: 9 mins at UNC</p> <p>NOTABLE: Outside scoring threat ... No. 25 overall in Class of 2023 ... McDonald's All-American (won 3-pt contest), Minn. Gatorade POY, MGBCA Miss Basketball ... two-time MGBCA All-State.</p>	<p>Career Highs</p> <p>Pts: 12 vs. Maryland, 11/12/23 Reb: 7 vs. Maryland, 11/12/23 Asst: 4 vs. Maryland, 11/12/23 Stl: 3 vs. Maryland, 11/12/23 3FG: 2 vs. Maryland, 11/12/23</p>
10		<p>Kamilla Cardoso <i>kuh-MILL-uh car-DOE-zo</i></p> <p>6-7 • Sr. • Center Montes Claros, Brazil</p>	<p>Season</p> <p>PPG 15.0 RPG 11.8 BPG 4.0 FG% .617 FT% .593</p>	<p>Career*</p> <p>9.6 7.5 2.1 .569 .656</p>	<p>LAST GM: 6 pts, 16 rebs, 4 blks at UNC</p> <p>NOTABLE: Dominant on both ends ... 10th in SEC in ppg; 9th in NCAA in dbl-dbls (4), 2nd bpg, 8th rpg ... All NPOY & Lisa Leslie watch lists ... 2023 FIBA AmeriCup MVP ... 2023 SEC 6th Woman of the Year.</p>	<p>Career Highs</p> <p>Pts: 25 vs. Lincoln, 12/2/20[*] Reb: 16, 2x, vs. Ark, 1/22/23[*] Assts: 6 vs. Buffalo, 11/20/21[*] Blk: 9 vs. Notre Dame, 1/31/21[*] Stl: 2, 6x, at Miss St., 1/8/23[*]</p>
12		<p>MiLaysia Fulwiley <i>my-LAY-zhuh full-WHY-lee</i></p> <p>5-10 • Fr. • Guard Columbia, S.C.</p>	<p>Season</p> <p>PPG 12.5 APG 3.2 FG% .469 3FG% .292 FT% .667</p>	<p>Career</p> <p>12.5 3.2 .469 .292 .667</p>	<p>LAST GM: 3 mins at UNC</p> <p>NOTABLE: Called a "generational player" by Staley ... gifted athlete who soaks up coaching ... 14th in SEC in apg, 12th in bpg (1.3) ... #13 in Class of 2023 ... HS All-American ... 4x SCBCA Plyr of the Yr.</p>	<p>Career Highs</p> <p>Pts: 18 vs. Clemson, 11/16/23 Reb: 9 vs. Clemson, 11/16/23 Asst: 6 vs. Notre Dame, 11/6/23 Stl: 6 vs. Notre Dame, 11/6/23 3FG: 4 vs. Clemson, 11/16/23</p>
20		<p>Sania Feagin <i>suh-NYE-uh FAY-ghin</i></p> <p>6-3 • Fr. • Forward Ellenwood, Ga.</p>	<p>Season</p> <p>PPG 7.3 RPG 4.5 BPG 0.5 FG% .500 FT% .667</p>	<p>Career</p> <p>3.6 2.1 0.5 .579 .656</p>	<p>LAST GM: 3 mins at UNC</p> <p>NOTABLE: Can be physical inside, also worked on perimeter in offseason ... 2 gms of 10+ points ... opened season with 12 pts vs. Notre Dame ... Katrina McClain Award Watch List.</p>	<p>Career Highs</p> <p>Pts: 15 vs. ETSU, 11/7/22 Reb: 7, 3x, vs. CCU, 12/21/22 Asst: 2, 2x, vs. NCAT, 11/29/21 Blk: 3, 3x, vs. CCU, 12/21/22 Stl: 2 at Georgia, 2/13/22</p>
21		<p>Chloe Kitts</p> <p>6-2 • So. • Forward Ovideo, Fla.</p>	<p>Season</p> <p>PPG 9.8 RPG 5.0 BPG 1.0 FG% .477 FT% .654</p>	<p>Career</p> <p>3.7 2.5 0.3 .434 .618</p>	<p>LAST GM: 11 pts, 3 rebs at UNC</p> <p>NOTABLE: Tenacious, hard worker, physical ... 4 gms 10+ pts ... 2023 FIBA U19 World Cup gold medal ... early enrollee (Dec. 2022) after being ranked #17 overall in 2023 Class.</p>	<p>Career Highs</p> <p>Pts: 13 vs. Maryland, 11/12/23 Reb: 10 vs. Maryland, 11/12/23 Asst: 2, 4x, vs. ND, 11/6/23 Blk: 2, 2x, vs. MVSU, 11/24/23 Stl: 2 vs. Ch. Sthrn., 12/18/22</p>
23		<p>Bree Hall</p> <p>6-0 • Jr. • Guard Dayton, Ohio</p>	<p>Season</p> <p>PPG 8.7 APG 1.5 FG% .373 3FG% .308 FT% .750</p>	<p>Career</p> <p>4.2 0.3 .370 .331 .638</p>	<p>LAST GM: 15 pts, 3 3FGs at UNC</p> <p>NOTABLE: Tough defender with explosive offensive ability driving to the rim and hitting from outside ... CSC Acad. All-District (2023) ... co-chair of SEC Basketball Leadership Council.</p>	<p>Career Highs</p> <p>Pts: 18 at Alabama, 1/29/23 Reb: 6, 2x, vs. USF, 3/19/23 Asst: 3 vs. vs. MVSU, 11/24/23 Stl: 2, 3x, at Clem., 11/17/22 3FG: 4 at Alabama, 1/29/23</p>
24		<p>Sahnja Jah <i>suh-NYE-uh JAW</i></p> <p>6-0 • Fr. • Forward Alexandria, Va.</p>	<p>Season</p> <p>PPG 3.8 RPG 3.0 BPG 0.2 FG% .357 FT% .400</p>	<p>Career</p> <p>3.8 3.0 0.2 .357 .400</p>	<p>LAST GM: 2 mins at UNC</p> <p>NOTABLE: Incredibly athletic, fearless, competitive on both sides of the ball ... #40 overall in Class of 2023 ... WBCA Hon. Men. All-Amer. ... led Montverde to 2023 GEICO HS National Championship.</p>	<p>Career Highs</p> <p>Pts: 8 vs. Clemson, 11/16/23 Reb: 7 vs. MVSU, 11/24/23 Asst: 4 vs. MVSU, 11/24/23 Blk: 1 vs. S. Dakota St., 11/20/23 Stl: 2 vs. S. Dakota St., 11/20/23</p>
25		<p>Raven Johnson</p> <p>5-9 • So. • Guard Atlanta, Ga.</p>	<p>Season</p> <p>PPG 10.7 APG 7.5 FG% .519 3FG% .333 FT% .556</p>	<p>Career</p> <p>4.9 3.8 .403 .260 .629</p>	<p>LAST GM: 9 pts, 7 rebs, 3 stls at UNC</p> <p>NOTABLE: Great instincts ... quick with ball and decision maker ... best career FG%ages ... 4th in NCAA in apg, 11th in A:TO (4.09) ... 2023 SEC All-Freshman Team ... 2023 FIBA AmeriCup silver medal.</p>	<p>Career Highs</p> <p>Pts: 18 vs. S. Dak. St., 11/20/23 Reb: 8, 2x, vs. MVSU, 11/24/23 Asst: 17 vs. Clemson, 11/16/23 Stl: 5, 3x, vs. MVSU, 11/24/23 3FG: 3 vs. Iowa, 3/31/23</p>
35		<p>Sakima Walker <i>suh-KEY-muh</i></p> <p>6-5 • Sr. • Center Columbus, Ohio</p>	<p>Season</p> <p>PPG 2.8 RPG 2.3 BPG 0.3 FG% .714 FT% .875</p>	<p>Career*</p> <p>3.8 2.4 0.4 .571 .619</p>	<p>LAST GM: 4 mins at UNC</p> <p>NOTABLE: Scorer, rebounder, rim defender ... NJCAA D1 Player of the Year and Tournament MVP, led NW Florida to 2023 national title ... 13 double-doubles in 32 games last season.</p>	<p>Career Highs</p> <p>Pts: 13 vs. Wagner, 12/18/21[*] Reb: 8 vs. Sac. Heart, 12/20/20[*] Asst: 2 vs. Hamp., 12/18/20[*] Blk: 3 vs. Hamp., 12/18/20[*] Stl: 3, 3x, C Conn St., 12/14/21[*]</p>

* indicates includes games at previous NCAA Div. I institution

QUICK FACTS

The University

Location: Columbia, S.C.

Founded: 1801

Enrollment: 36,200

Colors: Garnet (PMS 202C) and Black

Nickname: Gamecocks

Conference: Southeastern

University President: Michael Amiridis

Athletics Director: Ray Tanner

Facility: Colonial Life Arena (18,000)

Coaching Staff

Head Coach: Dawn Staley

Alma Mater: Virginia, 1992

Overall Record: 580-186 (24th season)

School Record: 408-106 (16th season)

Assoc. Head Coach, Alma Mater:

Lisa Boyer, Ithaca, 1979 (15th season)

Assistant Coaches, Alma Mater:

Jollette Law, Iowa, 1990 (6th season)

Winston Gandy, Maryland, 2003 (1st season)

Mary Wooley, USC Aiken, 2002 (1st season)

Khadijah Sessions, South Carolina, 2016 (1st season)

Team Information

2022-23 Record: 36-1

Home: 17-0 Away: 13-0 Neutral: 6-1

SEC Record (Finish): 16-0 (1st)

Home: 8-0 Away: 8-0

Letterwinners Returning/Lost: 6/8

Starters Returning/Lost: 5/0

Program History

First Year of Women's Basketball: 1974-75

All-Time Record: 988-535 (50th season)

All-Time SEC Record: 247-232 (33rd season)

NCAA Appearances (Last): 19 (2023)

NCAA Tournament Record: 44-17

2023 NCAA Result: Final Four

WNIT Appearances (Last): 4 (2011)

WNIT Record: 3-4

Media Relations

Women's Basketball Contact: Diana Koval

Office: 803.777.7977

Cell: 314.369.6050

Email: dkoval@mailbox.sc.edu

Women's Basketball on Social Media:

Twitter: @GamecockWBB

Instagram: @GamecockWBB

Facebook: @GamecockWBB

TikTok: @GamecockWBB

Head Coach on Social Media

Twitter: @DawnStaley

Instagram: @Staley05

Athletics Department on the Web

Website: GamecocksOnline.com

Twitter: @GamecocksOnline

Instagram: @GamecocksOnline

Facebook: Facebook.com/GamecocksOnline

YouTube: YouTube.com/GamecocksOnline

CURRENT STREAKS

	Total	Home	Road	Neut.
Overall	W6	W46	W21	W1
SEC	W31	W32	W15	—
Non-Conference	W6	W22	W8	W1
Ranked Teams	W3	W11	W8	W1

A Perennial Power

South Carolina women's basketball is in the midst of its most successful era, claiming at least 20 wins for the last 12 seasons, including six 30-win seasons in the last nine campaigns. The Gamecocks have played in the NCAA Final Four five times in the last eight NCAA Tournaments, including winning the 2017 and 2022 National Championships. They have been ranked in every AP Poll since Dec. 10, 2012, including a top-10 spot every week since the start of the 2019-20 season. The Gamecocks have amassed 66 AP No. 1 rankings all-time, the fourth-most by a program in the history of that poll.

Under head coach Dawn Staley's leadership, nine Gamecocks have earned All-America status, three have earned SEC Player of the Year honors and 19 have picked up All-SEC recognition at least once. In the last nine seasons, 14 Gamecocks have been selected in the WNBA Draft, including 10 first-round picks, highlighted by two No. 1 overall picks in the last six years. Three Gamecocks have been named WNBA Rookie of the Year and one is a two-time WNBA MVP and two-time WNBA Defensive Player of the Year.

The Duke Series

South Carolina is 6-2 all-time against Duke since the series began in the 2001-02 season. At least one of the two teams has been ranked in all eight previous meetings with both ranked in five games.

Most of the games in the series have come in South Carolina's Dawn Staley era, during which the Gamecocks are 6-1 against the Blue Devils with the lone loss coming in Durham (Dec. 4, 2016).

The most recent meeting was a Dec. 15, 2021, defensive battle in Durham. Then-No. 1 South Carolina escaped with a 55-47 victory over then-No. 15 Duke.

Road Ready

The Gamecocks are 300-260 (.536) all-time in road games (some records prior to 1976-77 did not include location of games), including a 125-46 mark (.731) under head coach Dawn Staley. Her .731 winning percentage on the road is the best in program history.

Ranking Review

South Carolina sits atop both national polls. It marks the 66th time the Gamecocks have been No. 1 in the AP

TEAM THEME: LOVE

As with most seasons, the LOVE theme has many meanings, all of which are rooted in loving the game of women's basketball. Staley often notes that "if you love the game, it will love you back" – and her career is evidence of that.

For her team, loving basketball is more than loving the wins and the trophies and the cheers from fans. That's just one side of the relationship. The pursuit of those means also loving the commitment and the sacrifice and the discipline required to get better every day, and it even means loving the doubt and criticism of others.

For the FAMS – the program's loyal fanbase – loving basketball means investing their time and money, it means saving their vacation days to come to games, and it means pouring their energy into the program's success. In return, Gamecock FAMS are part of a community that puts aside all other differences to share their love of the game and of being such an integral part of Staley's program.

Poll – the fourth-most of any program in that poll's history.

The Gamecocks have the longest active streak of weeks in the AP Top 10 at 79, beginning with the 2019-20 preseason poll. Their 210 straight appearances in the AP Poll, dating back to Dec. 10, 2012, marks the second-longest active streak in the nation and the 11th longest all-time (trailing just La. Tech 214 to make it into the top 10).

In the USA Today/WBCA Coaches' Poll, South Carolina has been in the top 10 since claiming the No. 10 spot in the 2019-20 preseason poll.

Ranked Readings

Against ranked teams, South Carolina is 109-67 (.619) in the Dawn Staley era (beginning 2008-09), and even that mark is skewed by the early seasons of her tenure. Since the start of the 2014-15 campaign, the Gamecocks are 94-28 (.770) against ranked teams.

This season, South Carolina is 3-0 vs. ranked teams, and those three wins are tied with Stanford for the most by any ranked team this season.

GAMECOCKS IN THE RANKINGS (thru games of 11/30)

Team	SEC	NCAA	Actual	Kamilla Cardoso	SEC	NCAA	Actual
Scoring Offense	1	4	94.5	Points Per Game	10	189	15.0
Scoring Defense	2	10	50.3	Rebounds Per Game	2	8	11.8
Scoring Margin	1	2	+44.2	Off. Rebounds Per Game	1	24	4.0
Field Goal Percentage	2	13	.499	Field Goal Percentage	1	20	.617
Field Goal %age Def.	1	1	.280	Blocks Per Game	1	2	4.0
3-Point FG %age	2	69	.349	Double-Doubles	1	9	4
3-Point FG %age Def.	1	10	.211	Raven Johnson	SEC	NCAA	Actual
3-Point FG Made/Gm.	7	139	6.3	Assists Per Game	1	4	7.5
Free Throw Percentage	13	303	.625	A:TO Ratio	1	11	4.09
Rebounding Offense	1	1	55.0	Steals Per Game	4	18	3.3
Rebounding Margin	1	5	+18.2	Te-Hina Paopao	SEC	NCAA	Actual
Offensive Rebound Avg.	1	10	17.3	3-Point FG Percentage	1	12	.536
Assists Per Game	1	4	23.3	3FGs Made Per Game	1	21	3.0
Steals Per Game	4	59	10.3	A:TO Ratio	4	35	2.86
Turnover Margin	5	49	+5.2	Ashlyn Watkins	SEC	NCAA	Actual
Turnovers Per Game	1	14	12.0	Blocks Per Game	2	5	3.3
Assist-to-Turnover Ratio	1	3	1.94				
Blocked Shots Per Game	1	1	11.5				
Bench Points Per Game	1	5	37.5				
Home Attendance Avg.	1	1	15,546				

The Staley File

In her 24th season as a head coach, Dawn Staley has a .757 (580-186) winning percentage, which ranks ninth in the nation among active head coaches with at least 15 seasons of experience and seventh among those with at least 20 years in the position. The unanimous 2020 National Coach of the Year, she became the first person to win both a Naismith Player of the Year and a Naismith Coach of the Year and the first Black head coach to win multiple national championships in men's or women's basketball. She has been named national coach of the year by at least one organization four times, including three times in the last four seasons.

In her 16th season leading the Gamecocks, Staley is the program's all-time winningest coach (408) with a program-record 12 postseason appearances (11 NCAA/1 WNIT). She accounts for all five of the Gamecocks' Final Four appearances (2015, 2017, 2021, 2022, 2023) and the first NCAA National Championships in program history (2017, 2022).

After claiming seven SEC regular-season titles, Staley has won 183 SEC games, the most among active league coaches and third all-time – trailing just Women's Basketball Hall of Fame inductees Andy Landers (Georgia, 273) and Pat Summitt (Tennessee, 306). Her 12.2 SEC wins average per season is the best in league history among coaches with more than two years in the league, and her .769 SEC winning percentage (183-55) is second only to Summitt (.874) in league history.

Watch It!

Senior center Kamilla Cardoso has gotten the lion's share of the preseason awards attention, but senior transfer Te-Hina Paopao and junior Sania Feagin have seen some accolades as well.

Cardoso earned spots on the preseason watch lists for the Naismith Trophy, Wade Trophy, Wooden Award and the Lisa Leslie Center of the Year Award. She was a Preseason All-SEC First-Team selection by both the media and coaches as well.

Paopao joined Cardoso on the Wooden Award Watch List and picked up her first SEC recognition

when the coaches tabbed her for Preseason All-SEC Second-Team honors. She also was one of 20 named to the Nancy Lieberman Point Guard of the Year Award watch list.

For the third season in a row, Feagin was named to the Katrina McClain Power Forward of the Year Award watch list.

Opponent Files

South Carolina's regular-season schedule includes 10 games against teams ranked in at least one of the two national polls this week – the second most among ranked teams. Four of those games come in the first five weeks of the season, including the first two out of the gate against #10/10 Notre Dame (W, 100-71) and #14/11 Maryland (W, 114-76).

Five of the games against ranked teams are at home – #14/11 Maryland (W, 114-76), #21/21 Mississippi State (Jan. 7), #19/20 Ole Miss (Feb. 4), #11/12 UConn (Feb. 11), #20/22 Tennessee (Mar. 3).

Three others are true road games – at #24/24 North Carolina (W, 65-58), at #7/5 LSU (Jan. 25), at #20/22 Tennessee (Feb. 15). Another two are at neutral sites – #10/10 Notre Dame (W, 110-71) and #12/6 Utah (Dec. 10).

South Carolina's 10 games are the second-most of any ranked team this season (UCLA, UConn 11). The Gamecocks' five non-conference ranked contests are second behind UConn's seven and match Tennessee's five.

Serious Scheduling

South Carolina head coach Dawn Staley has never been afraid to challenge her team to prepare it for the rigors of March and April. Over the last 10 seasons, the Gamecocks have played an average of 9.7 regular-season games against ranked opponents.

Three teams hit the high-water mark of 12 – 2019-20 (11-1), 2017-18 (6-6), 2015-16 (11-1). Each of those years four of the 12 games were non-conference matchups. The 2021-22 edition of the Gamecocks went a perfect 11-0 against its regular-season ranked opponents, including six such non-conference wins.

Last season's team faced the fewest regular-season ranked games, playing just five games such games – three against top-five foes. Just one of the five games was against an SEC rival.

Keep It a Buck

South Carolina has scored at least 100 points in four of its five games this season, including the program's first three-game streak of 100-point outings.

The 2020-21 team finished the season with four 100-point games, but, the 1978-79 team holds the program record with five games hitting the century mark.

The Gamecocks' 114 points against Maryland were the second-most in program history and the most against a ranked opponent.

Bench Mob

Any question about South Carolina's bench points falling off with last season's top bench scorers moving into the starting lineup were dispelled early. The Gamecocks' six-woman bench is fifth in the nation with 37.5 points per game.

Last season, the Gamecocks led the nation with 36.1 bench points per game. The second-place team (Georgia Southern) turned in 31.2.

NATIONAL RANKINGS

Associated Press Poll (Nov. 27)

1. South Carolina	5-0
2. UCLA	6-0
3. Stanford	7-0
4. Iowa	7-1
5. NC State	7-0
6. Southern Cal	5-0
7. LSU	7-1
Colorado	6-1
9. Virginia Tech	5-1
10. Texas	7-0
11. UConn	4-2
12. Utah	5-1
13. Baylor	5-0
14. Kansas State	6-1
15. Florida State	5-1
16. Ohio State	5-1
17. Indiana	5-1
18. Notre Dame	5-1
19. Ole Miss	6-1
20. Tennessee	4-2
21. Mississippi State	8-0
22. Louisville	6-1
23. Marquette	6-0
24. North Carolina	5-2
25. Princeton	4-2

USA Today/WBCA Coaches' Poll (Nov. 28)

1. South Carolina	5-0
2. UCLA	6-0
3. Stanford	7-0
4. Iowa	7-1
5. LSU	7-1
6. Utah	5-1
7. Colorado	6-1
8. Southern Cal	5-0
9. Virginia Tech	5-1
10. NC State	7-0
11. Texas	7-0
12. UConn	4-2
13. Ohio State	5-1
14. Notre Dame	5-1
15. Florida State	5-1
16. Baylor	5-0
17. Indiana	5-1
18. Kansas State	6-1
19. Louisville	6-1
20. Ole Miss	6-1
21. Mississippi State	8-0
22. Tennessee	4-2
23. Marquette	6-0
24. North Carolina	5-2
25. Creighton	5-1

2023-24 AWARDS

Kamilla Cardoso

USBWA Player of the Week (11/6-12)
 SEC Player of the Week (11/6-13)
 Wade Trophy Watch List
 Naismith Trophy Watch List
 Wooden Award Watch List
 Lisa Leslie Award Preseason Watch List
 Preseason All-SEC First Team (Coaches, Media)

Sania Feagin

Katrina McClain Award Preseason Watch List

Raven Johnson

SEC co-Player of the Week (11/14-20)

Te-Hina Paopao

Wooden Award Watch List
 Preseason All-SEC Second Team (Coaches)
 Nancy Lieberman Award Preseason Watch List

GAMECOCKS IN 2023-24 NATIONAL POLLS

Poll	Pre	11/13	11/20	11/27	12/4	12/11	12/18	12/25	1/1	1/8	1/15	1/22	1/29	2/5	2/12	2/19	2/26	3/4	3/11	Final
Associated Press	6	1	1	1																
Coaches	4	1	1	1																

Dime Droppers

There are few things head coach Dawn Staley likes more than the extra pass. Long preaching that the ball will find who should shoot it, she has seen this year's team bring that philosophy to life. The Gamecocks twice broke the program's Staley-era record for single-game assists in the first three games of the season.

South Carolina has assisted on 61.7 percent of its made field goals this season. The Gamecocks are fourth in the country with an SEC-best 23.3 assists per game and are third in assist-to-turnover ratio at 1.94, also an SEC best.

Raven Johnson leads the SEC and is fourth in the nation with 7.5 assists per game. Her 17 assists against Clemson (Nov. 16) were the second-most in program history and the most by an SEC player since 2005. Her 4.09 assist-to-turnover ratio is 11th in the NCAA and leads the SEC.

Behind Johnson, Te-Hina Paopao is seventh in the SEC with 4.0 assists per game. Freshman MiLaysia Fulwiley is next up with 3.17 assists per game to rank 14th in the league.

Three For All

Long the Achilles Heel for the Gamecocks, this season's South Carolina team has thrived behind the arc so far, especially when all 11 players have been available. The Gamecocks are second in the SEC in accuracy, hitting 34.9 percent from 3-point range and are making 6.3 3s per game on the season. Those numbers skyrocket to 45.1 percent accuracy and 7.7 made 3s per game against ranked opponents.

While the program record for made 3s per game is 9.2 set in 1993-94, the Staley era's high was 5.8 per game in 2018-19.

Te-Hina Paopao's SEC-best 53.6 percent accuracy ranks 12th in the country, and her 3.0 made 3s per game are also best in the SEC while ranking 21st in the nation.

Paint Production

South Carolina has long dominated the paint, and this season's numbers have not fallen off from that tradition, despite all the attention to its 3-point shooting. The season kicked off with 70 of the team's 100 points against #10/10 Notre Dame (Nov. 6) coming in the paint.

The Gamecocks are out-scoring opponents in the paint 55.7 to 22.0. They are shooting 59.2 percent in the paint compared to opponents' 31.9 percent accuracy inside. So far this season, the Gamecocks have scored 58.9 percent of their points in the paint.

Last season, South Carolina averaged 43.8 points in the paint to account for 54.6 percent of its offense.

Block Party

South Carolina annually ranks among the best shot blocking teams in the country and leads the way again this season at 11.5 blocks per game. The Gamecocks have blocked 23.6 percent of their opponents' 2-point attempts this season, which leads the nation.

Two of the nation's top five shot blockers are Gamecocks with Kamilla Cardoso ranking second at 4.0 per game, which leads the SEC, and Ashlyn Watkins' 3.3 blocks per game coming in fifth.

Nine different Gamecocks have blocked at least one shot this season, including guard MiLaysia Fulwiley with seven on the season, which ranked her 12th in the SEC.

Glass Cleaners

The Gamecocks continue to have a dominant rebounding effort, leading the nation with 55.0 rebounds per game. Their offensive glass work is equally strong, ranking 10th in the country with an SEC-best 17.3 offensive boards per outing. According to Her Hoop Stats, South Carolina is eighth in the nation in rebounding percentage, securing 59.9 percent of the rebound opportunities actually rebounded.

Four Gamecocks average at least 5.0 rebounds per game, led by Kamilla Cardoso's 11.8 average, which

DOUBLE-DOUBLES (7)		
Kamilla Cardoso (4)		
11/6	vs. #10/10 Notre Dame	20 pts/15 rebs
11/16	Clemson	15 pts/13 rebs
11/20	South Dakota State	23 pts/10 rebs
11/24	Miss. Valley State	14 pts/10 rebs
Chloe Kitts (1)		
11/12	#14/11 Maryland	13 pts/10 rebs
Ashlyn Watkins (2)		
11/12	#14/11 Maryland	13 pts/11 rebs
11/16	Clemson	12 pts/10 rebs

ranks eighth in the nation and second in the SEC. Ashlyn Watkins is next in line at 7.0 per game to rank 20th in the league. Cardoso's SEC-best 4.0 offensive boards per game are 24th in the nation. Watkins is ninth in the league with 3.17 offensive boards per game.

Raven Johnson and Chloe Kitts round out the quartet with 5.2 and 5.0 rebounds per game, respectively.

Quarter Breakdown

South Carolina's defense has held an opponent to single digits in a quarter 10 times this season. The Gamecocks have out-scored their opponent by 15 or more points in a quarter nine times. The scoring differential is largest in the second quarter (+14.7).

Here's a more detailed look at the quarter-by-quarter production for the Gamecocks this season:

Qtr.	SC-Opp Avg. Pts	Avg. Pts Margin	SC-Opp Avg. Reb	Avg. Reb Margin
1	20.3-14.2	+6.2	12.8-9.3	+3.5
2	25.0-10.3	+14.7	15.2-9.0	+6.2
3	24.3-13.5	+10.8	12.7-9.2	+3.5
4	24.8-12.3	+12.5	14.3-9.3	+5.0

The Gamecocks tied the program record most points in a quarter, posting 37 in the third quarter against #14/11 Maryland (Nov. 12). They have scored at least 30 points in

GAMES LED TEAM IN...

Scoring	2023-24	Career	Record	Rebounding	2023-24	Career	Record	Assists	2023-24	Career	Record
Kamilla Cardoso	2	17*	13-4	Kamilla Cardoso	5	32*	26-6	Raven Johnson	5	23	23-0
MiLaysia Fulwiley	2	2	2-0	Ashlyn Watkins	1	2	2-0	Te-Hina Paopao	2	44*	31-13
Te-Hina Paopao	1	22*	13-9	Te-Hina Paopao	0	7*	3-4	MiLaysia Fulwiley	1	1	1-0
Bree Hall	1	4	4-0	Sania Feagin	0	1	1-0	Kamilla Cardoso	0	1	1-0
Ashlyn Watkins	0	2	2-0	Bree Hall	0	1	1-0				
Sania Feagin	0	1	1-0	Sakima Walker	0	1*	1-0				
Sakima Walker	0	1*	1-0								

* indicates includes games at previous NCAA Div. I program

MISCELLANEOUS STATS

Double-Doubles	2023-24	Career	Record	10+ Points	2023-24	Career	Record	5+ Assists	2023-24	Career	Record
Kamilla Cardoso	4	20*	17-3	Kamilla Cardoso	5	49*	39-10	Raven Johnson	5	17	17-0
Ashlyn Watkins	2	4	4-0	Te-Hina Paopao	5	56*	41-15	Te-Hina Paopao	2	27*	23-4
Chloe Kitts	1	1	1-0	MiLaysia Fulwiley	5	5	5-0	MiLaysia Fulwiley	2	2	2-0
Te-Hina Paopao	0	1*	1-0	Ashlyn Watkins	4	11	11-0	Kamilla Cardoso	0	1	1-0
				Chloe Kitts	4	5	5-0				
				Raven Johnson	3	6	5-1	5+ Blocks	2023-24	Career	Record
20+ Points	2023-24	Career	Record	Sania Feagin	2	8	8-0	Kamilla Cardoso	2	11*	10-1
Kamilla Cardoso	2	5*	5-0	Bree Hall	2	7	7-0	Ashlyn Watkins	1	1	1-0
Te-Hina Paopao	0	11*	9-2	Sakima Walker	1	6*	5-1				
				Tessa Johnson	1	1	1-0	5+ Steals	2022-23	Career	Record
								Raven Johnson	3	3	3-0
				10+ Rebounds	2023-24	Career	Record	MiLaysia Fulwiley	1	1	1-0
				Kamilla Cardoso	5	26*	22-4				
				Ashlyn Watkins	2	4	4-0				
				Chloe Kitts	1	1	1-0				

* indicates includes games at previous NCAA Div. I program

three other quarters this season.

Individually, two Gamecocks have scored double digits in a single quarter – Kamilla Cardoso (1), Te-Hina Paopao (1). The top single-quarter individual scoring this season is 13 points by Cardoso in the third vs. #10/10 Notre Dame (Nov. 6).

Vamos Kamilla!

From ACC Freshman of the Year in 2021 to SEC Sixth Woman of the Year in 2023, South Carolina senior Kamilla Cardoso can be a dominant player on both ends of the court and is standing firmly in that spotlight this season.

On the watch list for all three national player of the year awards and the Lisa Leslie Award, Cardoso is ninth in the NCAA with and SEC-best four double-doubles. The team's top scorer and rebounder, she averages a double-double with 15.0 points and 11.8 rebounds per game, which ranks 10th and second in the SEC, respectively, with her rebounding average coming in eighth in the nation.

Cardoso was the SEC and USBWA National Player of the Week in the opening week of the season after leading South Carolina to a pair of top-15 victories that propelled the Gamecocks back to the No. 1 ranking they possessed every week of the last two seasons.

Cardoso is second in the nation in blocks per game with her SEC-best 4.0 average. Her .617 field goal percentage leads the SEC and is 20th in the nation.

Pao-erful Impact

Senior transfer Te-Hina Paopao is often mentioned by her teammates as a leader, despite her summer arrival to the program. The three-time All-Pac-12 selection

illustrated that leadership beautifully in the season opener against #10/10 Notre Dame (Nov. 6). As the starter with the most experience at the position, the steady guard led the way in the opening 10 minutes with seven points on 3-of-4 shooting, two assists and two steals to keep the Gamecocks within a point at the end of the period.

That steady hand has not wavered since. Paopao is 19th in the SEC with 13.2 points per game. Her SEC-best 53.6 percent 3-point accuracy (15-of-28) ranks 12th in the nation, and her SEC-best 3.00 made 3s per game are 21st in the nation. She hit a sterling 4-of-5 (.800) from beyond the arc against Clemson (Nov. 16).

Not just an outside shooter, Paopao's overall field goal percentage of .490 is ninth in the SEC (fourth among guards). The senior is also second on the team in assists, ranking seventh in the SEC with 4.0 per game, including two games with five or more. The Gamecocks are scoring 9.6 points per game off Paopao's assists, putting her fingerprints on 22.8 points per game – a number that rises to 28.3 against ranked opponents.

That's So Raven

SEC All-Freshman point guard Raven Johnson has the competitive fire, instincts and court vision that Staley loves, and her offensive efficiency has skyrocketed this season. Johnson's court vision and speed have powered the Gamecocks' high-octane offense – Staley asserting that she couldn't slow Johnson down if she wanted to.

The redshirt-sophomore is fourth in the nation with an SEC-best 7.5 assists per game, and her SEC-best 4.09 assist-to-turnover ratio is 11th in the country. She has handed out five or more assists five times so far this season.

Johnson's 17 assists against Clemson (Nov. 16) were

IN THE STALEY ERA

Wins	
30-Win Seasons	6
25-Win Seasons	11
20-Win Seasons	12
Winning Seasons	13
National Rankings	
Weeks in the AP Top 25	215
Weeks in the AP Top 10	170
Weeks in the AP Top 3	98
Weeks at AP No. 1	66
Postseason	
NCAA Tournament Appearances	11
NCAA Sweet 16s	10
NCAA Final Fours	5
National Championships	2
In the SEC	
Regular-Season Championships	7
Regular-Season Top 3 Finishes	11
Tournament Championships	7

the most by an SEC player since 2005, the second-most in program history, missing the record by one, and the most in the NCAA so far this season.

Beyond her assists, Johnson has more than doubled her scoring from last season with 10.7 points per game this season on a career-best 51.9 percent shooting.

With her scoring and 16.5 points per game off her assists, Johnson has her hands on 28.7 percent of the Gamecocks' offense. Of her 7.5 assists per game, 42.2 percent (3.2) go to her long-time teammate and favorite target Kamilla Cardoso.

Johnson has put her mark on the Gamecock defense as well, ranking 18th in the nation with 3.4 steals per game, which includes three games of five steals.

CK Obsession

Sophomore Chloe Kitts worked her way into the starting lineup this season, and proved immediately what Staley has seen in the young 6-foot-2 forward – physicality, basketball IQ and tenacity.

Kitts has scored in double figures four times, including her first career double-double against #14/11 Maryland (Nov. 12). Those 13 points and 10 rebounds came in just 21 minutes on the court, and she powered home eight of her 13 points in just six minutes of the second quarter to guide the Gamecocks to a 12-point halftime lead.

The talented forward came up big at #24/24 North Carolina (Nov. 30) with 11 second-half points, highlighted by clutch mid-range jumpers and 3-of-4 free throw shooting that included a pair of makes that made it a two-possession game with 24 seconds left.

On the season, Kitts averages 9.8 points and 5.0 rebounds. She is shooting 47.7 percent from the field and leads the team with 17 made free throws.

Ashlyn Swatkins

Sophomore Ashlyn Watkins' summer conditioning and court work have her thriving in her second season, averaging 10.7 points and 7.0 rebounds (20th in SEC) and ranking fifth in the nation with 3.3 blocks per game.

With her athleticism never in question – she became the first Gamecock to dunk in a game last season at Clemson – Watkins is bringing all sides of her game together this season.

She has two double-doubles and at least three blocks in five games. She is second on the team in offensive

TEAM SPECIALTY STATS

		South Carolina-Opponent			
		Pts. in Paint	Pts. Off TOs	2nd Chance Pts	Fast Break Pts
11/6	vs. ND	70-22	26-15	15-11	30-10
11/2	MD	56-30	23-4	28-8	26-2
11/16	Clem.	64-20	28-6	20-4	29-3
11/20	SDSU	52-28	22-4	22-17	31-0
11/24	MVSU	72-8	20-5	26-4	45-2
11/30	at NC	20-24	7-7	12-6	6-5
12/3	at DU				
12/6	Mor. St.				
12/10	vs. Utah				
12/16	Presby.				
12/19	at BGSU				
12/30	at ECU				
1/4	at FL				
1/7	Miss St				
1/11	at MO				
1/15	KY				
1/21	at TAM				
1/25	at LSU				
1/28	Vandy				
2/1	at AU				
2/4	OM				
2/8	MO				
2/11	CT				
2/15	at TN				
2/18	GA				
2/22	Ala.				
2/25	at KY				
2/29	at Ark.				
3/3	TN				
Season Avg.		55.7-22.0	21.0-6.8	20.5-8.3	27.8-3.7
SEC Avg.					

STARTERS VS. BENCH

		SC Starters	Opp. Starters	SC Bench	Opp. Bench
11/6	vs. ND	59	59	41	12
11/2	MD	59	56	55	20
11/16	Clem.	55	27	54	13
11/20	SDSU	62	36	16	2
11/24	MVSU	52	13	49	6
11/30	at NC	55	58	10	0
12/3	at DU				
12/6	Mor. St.				
12/10	vs. Utah				
12/16	Presby.				
12/19	at BGSU				
12/30	at ECU				
1/4	at FL				
1/7	Miss St				
1/11	at MO				
1/15	KY				
1/21	at TAM				
1/25	at LSU				
1/28	Vandy				
2/1	at AU				
2/4	OM				
2/8	MO				
2/11	CT				
2/15	at TN				
2/18	GA				
2/22	Ala.				
2/25	at KY				
2/29	at Ark.				
3/3	TN				
Season Avg.		57.0	41.5	37.5	8.8
SEC Avg.					

rebounds with 3.17 per game, which rank ninth in the SEC. Her poise late at #24/24 North Carolina (Nov. 30) helped deliver the win with her six fourth-quarter points capped by a pair of free throws with 14 seconds left.

The Full-wiley

Freshman guard MiLaysia Fulwiley arrived on her hometown campus with fanfare befitting her high school highlight reel and her No. 13 ranking in the recruiting class. Often soft-spoken off the court, she wasted not time letting her game yell from the rooftops in support of Staley calling her a “generational player” who can do things with a basketball no one else can do.

On the biggest stage for her college debut in Paris, Fulwiley dazzled international fans and NBA legends alike with the style in her 17 points, six assists and six steals against #10/10 Notre Dame (Nov. 6). Columbia anxiously awaited her home debut, which was a 12-point, 2-assist, 2-block, 2-steal effort in just 15 minutes against #14/11 Maryland (Nov. 12). Four days later, she needed just 16 minutes to put on a highlight-reel near double-double, torching rival Clemson for 18 points, nine rebounds and three assists.

Fulwiley is third on the team with 12.5 points per game. Her 3.17 assists per outing are third on the team and 14th in the SEC. She has also added 1.67 steals and 1.33 blocks (12th in SEC) to the defensive effort.

Great Gamecock Fans

South Carolina fans have led the nation in average attendance in each of the last nine seasons and announced a 16-for-16 campaign to secure 16,000 season tickets to honor Staley’s 16th season in Columbia.

While the season ticket number has not yet hit that mark, attendance at the first two homes games did with the rivalry game against Clemson (Nov. 16) coming in at 16,820 as the most attended regular-season game in the nation this season. Attendance at the home opener against #14/11 Maryland (Nov. 12) ranks second in the nation. Both of which have South Carolina atop the average attendance rankings at 15,546 fans per game.

The Gamecocks have had at least one sellout of their 18,000-seat Colonial Life Arena for seven straight seasons (excluding COVID-limited 2020-21 season) dating back to the first ever sellout of 18,000 on Feb. 8, 2016.

Excluding the COVID limited-attendance season of 2020-21, South Carolina has drawn at least 10,000 fans 115 consecutive regular-season games beginning on Jan. 2, 2015.

2023-24 SCORING DIFFERENTIALS

All Games

Largest lead in a win.....by 82 (101-19), 4th-0:49, vs. MVSU, 11/24
Largest deficit overcome to win.....by 11 (21-10), 2nd-9:35, at #24/24 North Carolina, 11/30
Best Scoring Run.....28 points, 2nd-5:19 vs. Clemson, 11/16
Best Scoring Run Against.....6 points, 2x, last 1st-6:23 at #24/24 North Carolina, 11/30
Most Lead Changes.....12 vs. #14/11 Maryland, 11/12
Most Times Tied.....7 vs. #14/11 Maryland, 11/12

vs. Ranked Opponent

Largest lead in a win.....by 39 (114-75), 4th-0:34 vs.@14/11 Maryland, 11/12
Largest deficit overcome to win.....by 11 (21-10), 2nd-9:35, at #24/24 North Carolina, 11/30
Best Scoring Run.....12 points, 4th-6:36, vs. #14/11 Maryland, 11/12
Best Scoring Run Against.....6 points, 2x, last 1st-6:23 at #24/24 North Carolina, 11/30
Most Lead Changes.....12 vs. #14/11 Maryland, 11/12
Most Times Tied.....7 vs. #14/11 Maryland, 11/12

Everybody’s All-American

The Gamecocks’ 11-woman roster includes eight McDonald’s All-Americans – Kamilla Cardoso, Sania Feagin, MiLaysia Fulwiley, Bree Hall, Raven Johnson, Tessa Johnson, Te-Hina Paopao and Ashlyn Watkins.

At South Carolina, Staley has coached 23 McDonald’s All-Americans, including 18 who joined the Gamecocks as freshmen.

WNBA Pipeline

With 10 alumnae playing in the WNBA in 2023, South Carolina had the third-most players in the league of any college program.

Since the first Staley-trained Gamecock was drafted in 2015 (Aleighsa Welch), a total of 14 South Carolina players have been taken in the WNBA Draft. Ten of those went in the first round, including two No. 1 overall picks.

With five players taken in the 2023 WNBA Draft, South Carolina joined Notre Dame (2019) and Tennessee (2008, 1999) as the only programs to have at least that many players taken in a single draft. Three of those five picks were in the first round, making South Carolina one of just seven programs to hit that benchmark.

In proof Staley sends players to the league ready, five Gamecocks have earned All-Rookie Team honors, including three WNBA Rookies of the Year – Allisha Gray (2017), Aja Wilson (2018), Aliyah Boston (2023).

Gamecock alum Aja Wilson has risen to become the face of the WNBA. The two-time league MVP (2020, 2022), two-time Defensive Player of the Year (2022, 2023) and five-time All-Star led her Las Vegas Aces to back-to-back WNBA Championships (2022, 2023). Wilson’s former AAU and South Carolina teammate Alaina Coates joined her on the 2023 title team.

Staffing Boost

For the first time since 2018, head coach Dawn Staley had changes to her staff this offseason, including a boost in numbers thanks to a change in the NCAA rules governing the number of assistant coaches.

Associate head coach Lisa Boyer and assistant coach Jollette Law remain the heart of the staff. Long-time assistant Fred Chmiel left the Gamecocks for his first NCAA Div. I head coaching position, making room for Winston Gandy who brought six years of NCAA coaching experience and three seasons of NBA player development to Columbia.

The new NCAA legislation allowed Staley to elevate Mary Wooley into an assistant coach role. Wooley was previously the recruiting coordinator on Staley’s staff for several seasons but also had 10 seasons of experience as an assistant coach with four different teams. Staley also brought former Gamecock Khadijah Sessions to her staff this summer after the 2016 grad spent the last few seasons coaching at the high school level.

2023-24 ROSTER

No.	Name	Pos.	Ht.	Yr.	Hometown/Last School
0	Te-Hina Paopao	G	5-9	Sr.	Oceanside, Calif./Oregon
2	Ashlyn Watkins	F	6-3	So.	Columbia, S.C./Cardinal Newman
5	Tessa Johnson	G	6-0	Fr.	Albertville, Minn./Saint Michael Albertville
10	Kamilla Cardoso	C	6-7	Sr.	Montes Claros, Brazil/Syracuse
12	MiLaysia Fulwiley	G	5-10	Fr.	Columbia, S.C./W.J. Keenan
20	Sania Feagin	F	6-3	Jr.	Ellenwood, Ga./Forest Park
21	Chloe Kitts	F	6-2	So.	Oviedo, Fla./DME Academy
23	Bree Hall	G	6-0	Jr.	Dayton, Ohio/Wayne
24	Sahnja Jah	F	6-0	Fr.	Montverde, Fla./Montverde Academy
25	Raven Johnson	G	5-9	So.	Atlanta, Ga./Westlake
35	Sakima Walker	C	6-5	Sr.	Columbus, Ohio / Northwest Florida State

Head Coach: Dawn Staley

Assoc. Head Coach: Lisa Boyer

Assistant Coaches: Jollette Law, Winston Gandy, Mary Wooley, Khadijah Sessions

SOUTH CAROLINA'S RECORD WHEN ...

	vs. Ranked	SEC	All
Record.....	3-0		6-0
Playing a ranked opponent.....	3-0		3-0
Playing at home	1-0		4-0
Playing on the road.....	1-0		1-0
Playing at neutral site	1-0		1-0
Leading at half			3-0
Trailing at half	2-0		2-0
Tied at half	1-0		1-0
Playing an overtime game			0-0
0 players score in double figures.....			0-0
1 player scores in double figures.....			0-0
2 players score in double figures.....			0-0
3 players score in double figures.....			1-0
4 players score in double figures.....	1-0		1-0
5 players score in double figures.....	1-0		1-0
More than 5 players in double figures.....	1-0		3-0
Starters out-score opponent's starters.....	1-0		4-0
Opponent's starters score equal/more.....	2-0		2-0
Bench out-scores opponent's bench.....	3-0		6-0
Opponent's bench scores equal/more.....			0-0
Shooting 60% or better.....			0-0
Shooting between 50-59%	2-0		4-0
Shooting between 40-49%			1-0
Shooting between 30-39%	1-0		1-0
Shooting less than 30%			0-0
Opponent shoots 50% or better.....			0-0
Opponent shoots between 40-49%.....	1-0		1-0
Opponent shoots between 30-39%.....	2-0		2-0
Opponent shoots between 20-29%.....			2-0
Opponent shoots less than 20%.....			1-0
Shooting better than opponent.....	3-0		6-0
Shooting worse than/equal to opponent.....			0-0
Having more FTs made than opponent.....	2-0		5-0
Having equal/fewer FTs made than opponent.....	1-0		1-0
Out-rebounding opponent.....	2-0		5-0
Having equal/fewer rebounds than opponent.....	1-0		1-0
Having fewer TOs than opponent.....	3-0		6-0
Having equal or more TOs than opponent.....			0-0
Attempting more FT than 3FG.....	2-0		4-0
Attempting equal/fewer FT than 3FG.....	1-0		2-0
Making 5 or more 3FGs.....	3-0		5-0
Making fewer than 5 3FGs.....			1-0
Making no 3 FGs.....			1-0
Attempting 15 or more 3FGs.....	2-0		4-0
Attempting fewer than 15 3FGs.....	1-0		2-0
No South Carolina players foul out.....	2-0		4-0
One or more SC players foul out.....	1-0		2-0
No opposing players foul out.....	2-0		4-0
One or more opposing players foul out.....	1-0		1-0

	vs. Ranked	SEC	All
Assist at least half of field goals made.....	2-0		4-0
Assist on at least 2/3 of field goals made.....	2-0		3-0
Assist on less than half of field goals made.....	1-0		2-0
Scoring more pts. in paint than opponent.....	2-0		5-0
Scoring equal/fewer pts. in paint than opp.	1-0		1-0
Scoring more pts. off TOs than opponent.....	2-0		5-0
Scoring equal/fewer pts. off TOs than opp.	1-0		1-0
Scoring more 2nd-chance pts.....	3-0		6-0
Scoring equal/fewer 2nd-chance pts.....			0-0
Scoring more fast break pts.....	3-0		6-0
Scoring equal/fewer fast break pts.....			0-0
Wearing primary white uniforms.....	2-0		4-0
Wearing secondary (Cocky) white uniforms.....	1-0		1-0
Wearing black uniforms.....	1-0		1-0
Wearing garnet uniforms.....			0-0
Playing in November	3-0		6-0
Playing in December.....			0-0
Playing in January.....			0-0
Playing in February.....			0-0
Playing in March.....			0-0
Playing in April.....			0-0
Playing during the day	1-0		2-0
Playing at night.....	2-0		4-0
Playing on Sunday	1-0		1-0
Playing on Monday.....	1-0		2-0
Playing on Tuesday.....			0-0
Playing on Wednesday.....			0-0
Playing on Thursday.....	1-0		2-0
Playing on Friday.....			1-0
Playing on Saturday.....			0-0
Margin is less than 5 pts.			0-0
Margin is between 5-9 pts.	1-0		1-0
Margin is between 10-19 pts.			0-0
Margin is between 20-29 pts.	1-0		1-0
Margin is between 30-39 pts.	1-0		1-0
Margin is between 40-49 pts.			1-0
Margin is 50 pts. or more.....			2-0
Having a 20-pt. scorer.....	1-0		2-0
Having a 30-pt. scorer.....			0-0
Scoring 49 points or less.....			0-0
Scoring 50-59 points.....			0-0
Scoring 60-69 points.....	1-0		1-0
Scoring 70-79 points.....			1-0
Scoring 80-89 points.....			0-0
Scoring 90-99 points.....			0-0
Scoring 100 points or more.....	2-0		4-0
Opponent scores 39 points or less.....			2-0
Opponent scores 40-49 points.....			1-0
Opponent scores 50-59 points.....	1-0		1-0
Opponent scores 60-69 points.....			0-0
Opponent scores 70-79 points.....	2-0		2-0
Opponent scores 80-89 points.....			0-0
Opponent scores 90-99 points.....			0-0
Opponent scores 100 points or more.....			0-0

2023-24 TEAM HIGH/LOW — ALL GAMES

South Carolina Highs	South Carolina Lows	Category	Opponent Lows	Opponent Highs
114 vs. Maryland, 11/12	65 at North Carolina, 11/30	Points in Game	19, MVSU, 11/24	76, Maryland, 11/12
66 vs. Maryland, 11/12*	26 at North Carolina, (1st), 11/30	Points in a Half	7, MVSU (2nd), 11/24	40, Maryland, 11/12
37 vs. Maryland (4th), 11/12*	10 at North Carolina (1st), 11/30	Points in a Quarter	3, MVSU (4th), 11/24	25, vs. Notre Dame (1st), 11/6
44 vs. Clemson, 11/16*	22 at North Carolina, 11/30	Field Goals Made	8, MVSU, 11/24	29, Maryland, 11/12
83 vs. Clemson, 11/16*	56 at North Carolina, 11/30	Field Goal Attempts	62, South Dakota St., 11/20	76, vs. Notre Dame, 11/6
83 vs. Notre Dame 11/6*				
.547 (41-75) vs. MVSU, 11/24	.393 (22-56) at No. Carolina, 11/30	FG Percentage	.119 (8-67), MVSU, 11/24	408 (28-71), Maryland, 11/12
12 vs. Maryland, 11/12	0 vs. South Dakota St., 11/20	3-Point FG Made	1, MVSU, 11/24	10, Maryland, 11/12
26 vs. Clemson, 11/16	11 at North Carolina, 11/30	3-Point FG Attempts	13, South Dakota St., 11/20	28, Clemson, 11/16
.545 (6-11) at No. Carolina, 11/30	.000 (0-12) vs. SDSU, 11/20	3-Point FG Percentage	.053 (1-19), MVSU, 11/24	.455 (10-22), Maryland, 11/12
16 vs. Maryland, 11/12	9 vs. Notre Dame, 11/6	Free Throws Made	2, MVSU, 11/24	15, vs. Notre Dame, 11/6
			2, South Dakota St., 11/20	
25 vs. Maryland, 11/12	13 vs. Notre Dame, 11/6	Free Throw Attempts	4, South Dakota St., 11/20	21, vs. Notre Dame, 11/6
.692 (9-13) vs. Notre Dame, 11/6	.550 (11-20) vs. Clemson, 11/16	FT Percentage	.250 (2-8), MVSU, 11/24	.714 (15-21), vs. Notre Dame, 11/6
73 vs. Clemson, 11/16	39 at North Carolina, 11/30	Rebounds	27, Clemson, 11/16	45, at North Carolina, 11/30
30 vs. Clemson, 11/16*	8 at North Carolina, 11/30	Assists	4, MVSU, 11/24	15, Maryland, 11/12
30 vs. Maryland, 11/12*				
15 vs. South Dakota St., 11/20	6 at North Carolina, 11/30	Steals	3, South Dakota St., 11/20	9, vs. Notre Dame, 11/6
16 vs. South Dakota St., 11/20	7 at North Carolina, 11/30	Blocked Shots	1, Clemson, 11/16	7, at North Carolina, 11/30
			1, Maryland, 11/12	
15 vs. MVSU, 11/24	7 South Dakota St., 11/20	Turnovers	14, at North Carolina, 11/30	21, South Dakota St., 11/20
20 at North Carolina, 11/30	7 South Dakota St., 11/20	Fouls	12, Clemson, 11/16	25, at North Carolina, 11/30
20 vs. Maryland, 11/12				

* indicates program record

^ indicates Staley-era program record

2023-24 INDIVIDUAL SUPERLATIVES — ALL GAMES

Category	South Carolina	Opponent
Points in Game	23 by Kamilla Cardoso vs. South Dakota St., 11/20	31 by Hannah Hidalgo, vs. Notre Dame, 11/6
Points in a Half	16 by Kamilla Cardoso South Dakota St., 11/20	17 by Hannah Hidalgo, vs. Notre Dame, 11/6
Points in a Quarter	13 by Kamilla Cardoso vs. Notre Dame (3rd), 11//6	13 by Hannah Hidalgo, vs. Notre Dame (1st), 11/6
Field Goals Made	9 by Raven Johnson vs. South Dakota St., 11/20 9 by Kamilla Cardoso vs. Notre Dame, 11/6	10 by Hannah Hidalgo, vs. Notre Dame, 11/6
Field Goal Attempts	16 by MiLaysia Fulwiley vs. South Dakota St., 11/20	24 by Hannah Hidalgo, vs. Notre Dame, 11/6
FG Percentage	.833 (5-6) by Chloe Kitts vs. Clemson, 11/16	.714 (5-7) by Faith Masonius, Maryland, 11/12
3-Point FG Made	4 by MiLaysia Fulwiley vs. Clemson, 11/16 4 by Te-Hina Paopao vs. Clemson, 11/16 4 by Te-Hina Paopao vs. Maryland, 11/12	3 by Lexi Donarski, at North Carolina, 11/30 3 by Hannah Hidalgo, vs. Notre Dame, 11/6
3-Point FG Attempts	8 by Te-Hina Paopao vs. Maryland, 11/12	9 by Lexi Donarski, at North Carolina, 11/30
3-Point FG Percentage	.800 (4-5) by Te-Hina Paopao vs. Maryland, 11/12	.500 (3-6) by Hannah Hidalgo, vs. Notre Dame, 11/6
Free Throws Made	7 by Kamilla Cardoso vs. South Dakota St., 11/20	8 by Hannah Hidalgo, vs. Notre Dame, 11/6
Free Throw Attempts	8 by Kamilla Cardoso vs. South Dakota St., 11/20	12 by Hannah Hidalgo, vs. Notre Dame, 11/6
FT Percentage	.875 (7-8) by Kamilla Cardoso vs. South Dakota St., 11/20	.700 (7-10) by Deja Kelly, at North Carolina, 11/30
Rebounds	16 by Kamilla Cardoso at North Carolina, 11/30	12 by Alyssa Ustby, at North Carolina, 11/30
Assists	17 by Raven Johnson vs. Clemson, 11/16*	4 by Faith Masonius, Maryland, 11/12
Steals	6 by MiLaysia Fulwiley vs. Notre Dame, 11/6	3 by Hannah Hidalgo, vs. Notre Dame, 11/6
Blocked Shots	6 by Kamilla Cardoso vs. South Dakota St., 11/20	3 by Alyssa Ustby, at North Carolina, 11/30
Turnovers	4 by Raven Johnson at North Carolina, 11/30 4 by MiLaysia Fulwiley, vs. MVSU, 11/24	6 by Shyanne Sellers, Maryland, 11/12 6 by Hannah Hidalgo, vs. Notre Dame, 11/6

* indicates program record

^ indicates Staley-era program record

THE LAST TIME...

INDIVIDUAL

Scored 50 Points

South Carolina 51, Jocelyn Penn vs. Stetson, 1/4/03
Opponent Never

Scored 40 Points

South Carolina 51, Jocelyn Penn vs. Stetson, 1/4/03
Opponent 41, Caitlyn Clark, Iowa, 3/31/23

Scored 30 Points

South Carolina 31, Zia Cooke at Georgia, 1/2/23
Opponent 31, Hannah Hidalgo, vs. Notre Dame, 11/6/23

Grabbed 20 Rebounds

South Carolina 22, Aliyah Boston vs. N. Carolina, 3/25/22
Opponent 24, Teaira McCowan, at Mississippi State, 1/17/19

Grabbed 15 Rebounds

South Carolina 16, Kamilla Cardoso at North Carolina, 11/30/23
Opponent 18, Kiah Gillespie, Florida State, 3/24/19

Two Players with 20 or More Points

South Carolina Aliyah Boston 21/Zia Cooke 20 at Kentucky, 1/12/23
Opponent Hayley Frank 21/Lauren Hansen 21, at Missouri, 12/30/21

Two Players with 10 or More Rebounds

South Carolina Kamilla Cardoso 13/Ashlyn Watkins 10 vs. Clemson, 11/16/23
Opponent Alyssa Ustby 12/Maria Gakdeng 10, at North Carolina, 11/30/23

Three or More Players with 10 or More Rebounds

South Carolina A. Boston 12/V. Saxton 12/L. Amihere 11/L. Grissett 10 vs. Charleston, 11/25/20
Opponent W. Rolle 12/J. Breland 10/L. Broomfield 10, vs. North Carolina, 12/19/10

Had 10 Assists

South Carolina 17, Raven Johnson vs. Clemson, 11/16/23
Opponent 12, Channise Lewis, Maryland, 11/18/18

Had Five Steals

South Carolina 5, Raven Johnson vs. Mississippi Valley State, 11/24/23
Opponent 5, Nina Rickards, Florida, 2/16/23

Had Five Blocked Shots

South Carolina 5, Kamilla Cardoso vs. Mississippi Valley State, 11/24/23
Opponent 5, Rita Igbokwe, vs. Ole Miss, 3/4/23

Had 20 Points and 20 Rebounds

South Carolina Aliyah Boston (28 pts/22 rebs) vs. N. Carolina, 3/25/22
Opponent Teaira McCowan (26 pts/24 rebs) at Mississippi State, 1/17/19

Had a Double-Double

South Carolina Kamilla Cardoso (14 pts/10 rebs) vs. Mississippi Valley St., 11/24/23
Opponent Alyssa Ustby (18 pts/12 rebs), at North Carolina, 11/30/23

Two Players had a Double-Double

South Carolina Kamilla Cardoso (15 pts/13 rebs)/Ashlyn Watkins (12 pts/10 rebs) vs. Clemson, 11/16/23
Opponent Lexie Hull (18 pts/13 rebs), vs. Stanford, 4/2/21

Three or More Players had a Double-Double

South Carolina L. Amihere (11 pts/11 rebs) / A. Boston (11 pts/12 rebs) / L. Grissett (13 pts/10 rebs) / V. Saxton (19 pts/12 rebs) vs. Charleston, 11/25/20
Opponent Shakira Austin (10 pts/16 rebs) / Kaila Charles (17 pts/10 rebs) / Channise Lewis (10 pts/12 assts), Maryland, 11/18/18

Had a Triple-Double

South Carolina Aliyah Boston (16 pts/11 rebs/10 blks) vs. Georgia, 1/21/21
Opponent Never

TEAM

Scored 100 Points

South Carolina 101 vs. Mississippi Valley State, 11/24/23
Opponent 103, Clemson, 11/21/03

Won by 30 or More Points

South Carolina 101-19 (82) vs. Mississippi Valley State, 11/24/23
Opponent 66-34 (32), Georgia, 3/4/11

Overcame More Than 15-Point Deficit to Win

South Carolina 18 (16-34) 6:24 in 2nd qtr. vs. Stanford, 12/21/21*
Opponent 16 (21-37) 1:43 in 2nd qtr., at Tennessee, 2/18/21

Shot 65% or Better from the Field

South Carolina .667 (36-54) at Vanderbilt, 1/18/18
Opponent Never

Shot 60% or Better from the Field

South Carolina .619 (39-63) at Vanderbilt, 1/19/23
Opponent .604 (29-48), Vanderbilt, 1/18/01

Shot 50% or Better from the Field

South Carolina .547 (41-75) vs. Mississippi Valley State, 11/24/23
Opponent .500 (29-58) vs. Maryland, 3/27/23

No Players in Double-Figure Points

South Carolina at Auburn, 1/19/12
Opponent Mississippi Valley State, 11/24/23

Five Players in Double-Figure Points

South Carolina vs. Notre Dame, 11/6/23
Opponent at Alabama, 1/5/20

More Than Five Players in Double-Figure Points

South Carolina 7 vs. Mississippi Valley State, 11/24/23
Opponent 6 Maryland, 11/18/18

Faced AP Top-25 Opponent

Win 65-58 at No. 24 North Carolina, 11/30/23
Loss 67-75 at No. 21 Tennessee, 2/18/21

Faced AP Top-10 Opponent

Win 100-71 vs. No. 10 Notre Dame, 11/6/23
Loss 46-54 vs. No. 8 NC State, 12/3/20

Faced AP Top-5 Opponent

Win 88-64 vs. No. 3 LSU, 2/12/23
Loss 73-77 vs. No. 3, Iowa, 3/31/23

Faced AP No. 1 Team

Win Never
Loss 68-93 vs. Baylor, 3/30/19

Overtime Game

Win 64-57 at Ole Miss, 2/19/23
Loss 69-70 at Missouri, 12/30/21

Double-Overtime Game

Win 82-73 at Purdue, 12/16/18
Loss 92-94 at Clemson, 11/19/09

South Carolina Was Ranked (AP Poll)

No. 1 No. 1, 11/27/23
Top 5 No. 5, 3/8/21
Top 10 No. 6, 10/17/23
Top 25 No. 15, 3/19/19

* indicates program record

SOUTH CAROLINA SINGLE-QUARTER RECORDS

TEAM	
Scoring	
Most	Points
1. vs. Maryland, 11/12/23, 3rd qtr.	37
vs. Saint Peter's, 11/22/16, 1st qtr.	37
3. at Kentucky, 1/12/23, 4th qtr.	36
vs. Alabama, 2/3/22, 1st qtr.	36
at Vanderbilt, 1/12/20, 3rd qtr.	36
vs. Alabama State, 3rd qtr.	36
Fewest	Points
1. vs. App State, 12/5/18, 4th qtr.	5
2. vs. Oregon State, 3/23/21, 4th qtr.	6
vs. Indiana, 11/28/19, 4th qtr.	6
vs. St. John's, 11/25/17, 2nd qtr.	6
vs. Stanford, 3/31/17, 2nd qtr.	6
vs. UCLA, 12/18/16, 1st qtr.	6
Fewest Allowed	Points
1. vs. Texas, 3/30/21, 4th qtr.	0
at Vanderbilt, 1/14/21, 2nd qtr.	0
at Ole Miss, 1/30/20, 1st qtr.	0
4. at Cal Poly, 11/22/22, 1st qtr.	2
vs. Howard, 3/18/22, 2nd qtr.	2
vs. Howard, 3/18/22, 1st qtr.	2
vs. UConn, 2/10/20, 1st qtr.	2
Most Allowed	Points
1. vs. Baylor, 12/2/18, 1st qtr.	32
at Maryland, 11/13/17, 4th qtr.	32
vs. Kentucky, 2/26/17, 4th qtr.	32
4. vs. Arkansas, 3/8/19, 3rd qtr.	30
vs. Connecticut, 3/26/18, 1st qtr.	30
vs. Syracuse, 3/25/16, 4th qtr.	30
Margin of Difference	
Lead	Score Margin
1. vs. Alabama State, 11/5/19, 3rd qtr.	36-9 +37
2. vs. App State, 11/17/19, 1st qtr.	35-3 +32
3. vs. Charleston, 11/25/20, 3rd qtr.	34-8 +26
vs. USC Upstate, 11/21/19, 3rd qtr.	33-7 +26
vs. Arkansas, 1/3/16, 2nd qtr.	35-9 +26
5. vs. Clemson, 11/16/23, 1st qtr.	31-6 +25
vs. Saint Peter's, 11/22/16, 1st qtr.	37-12 +25
Deficit	Score Margin
1. vs. UConn, 2/1/18, 2nd qtr.	8-29 -21
2. at Tennessee, 2/15/18, 3rd qtr.	9-29 -20
3. vs. Baylor, 12/2/18, 1st qtr.	13-32 -19
at Mississippi State, 2/5/18, 4th qtr.	9-28 -19
5. vs. Indiana, 11/28/19, 4th qtr.	6-24 -18
vs. Connecticut, 3/26/18, 1st qtr.	12-30 -18
Field Goals	
Made	FGM
1. at Florida, 2/27/20, 1st qtr.	15
vs. Saint Peter's, 11/22/16, 1st qtr.	15
3. vs. Coastal Carolina, 12/21/22, 1st qtr.	14
vs. Alabama, 2/3/22, 1st qtr.	14
vs. App State, 11/17/19, 1st qtr.	14
vs. Notre Dame, 11/26/17, 4th qtr.	14
vs. Arkansas, 1/3/16, 2nd qtr.	14
Attempts	FGA
1. vs. Arkansas, 3/7/20, 4th qtr.	28
2. vs. Howard, 3/18/22, 1st qtr.	25
vs. Arkansas, 1/9/20, 3rd qtr.	25
4. 6 times, last vs. Maryland, 11/12/23, 3rd qtr.	24

Highest Percentage	FGM-A	Pct
1. vs. Kentucky, 3/5/16, 4th qtr.	11-13	.846
2. at Georgia, 1/2/23, 4th qtr.	5-6	.833
3. at Kentucky, 1/21/18, 3rd qtr.	9-11	.818
4. vs. Belmont, 3/22/19, 3rd qtr.	13-16	.813
vs. Quinnipiac, 3/25/17, 3rd qtr.	13-16	.813
Lowest Percentage	FGM-A	Pct
1. vs. Ole Miss, 3/5/22, 4th qtr.	0-5	.000
2. vs. Georgia, 1/12/17, 2nd qtr.	1-12	.083
3. vs. NC State, 12/3/20, 2nd qtr.	2-19	.105
4. at Mississippi State, 1/8/23, 3rd qtr.	2-18	.111
at Iowa State, 12/6/20, 4th qtr.	1-9	.111
Lowest Percentage Allowed	FGM-A	Pct
1. vs. Miami (FL), 3/20/22, 2nd qtr.	0-9	.000
vs. Howard, 3/18/22, 2nd qtr.	0-10	.000
vs. Clemson, 11/17/21, 2nd qtr.	0-16	.000
vs. Texas, 3/30/21, 4th qtr.	0-15	.000
at Vanderbilt, 1/14/21, 2nd qtr.	0-16	.000
at Ole Miss, 1/30/20, 1st qtr.	0-9	.000
vs. Purdue, 12/15/19, 4th qtr.	0-8	.000
Highest Percentage Allowed	FGM-A	Pct
1. vs. Drake, 11/24/18, 2nd qtr.	11-13	.846
2. at LSU, 1/15/17, 2nd qtr.	9-12	.750
3. vs. Tennessee, 1/14/18, 2nd qtr.	8-11	.727
vs. Quinnipiac, 3/25/17, 2nd qtr.	8-11	.727
5. vs. Connecticut, 3/26/18, 2nd qtr.	10-14	.714
at Missouri, 1/7/18, 4th qtr.	5-7	.714
Rebounding		
Total	Rebs	
1. vs. Arkansas, 3/7/20, 4th qtr.	28	
2. vs. Charleston, 11/25/20, 3rd qtr.	22	
3. vs. Howard, 3/18/22, 1st qtr.	21	
4. vs. Mississippi Valley State, 11/24/23, 2nd	20	
vs. Coastal Carolina, 12/21/22, 1st qtr.	20	
vs. Hampton, 11/27/22, 3rd qtr.	20	
vs. Howard, 3/18/22, 3rd qtr.	20	
vs. Howard, 3/18/22, 2nd qtr.	20	
vs. Charleston, 11/25/20, 1st qtr.	20	
at Ohio State, 11/14/16, 1st qtr.	20	
Margin	Rebs	Margin
1. vs. Hampton, 11/27/22, 3rd qtr.	20-2	+18
vs. Charleston, 11/25/20, 3rd qtr.	22-4	+18
3. vs. Arkansas, 1/22/23, 2nd qtr.	19-2	+17
4. vs. Arkansas, 1/22/23, 3rd qtr.	18-2	+16
vs. Howard, 3/18/22, 2nd qtr.	20-4	+16
vs. Arkansas, 3/7/20, 4th qtr.	21-5	+16

INDIVIDUAL

Scoring	
Most	Points
1. Kaela Davis at Auburn, 1/5/17, 1st qtr.	19
2. A'ja Wilson vs. Notre Dame, 11/26/17, 4th qtr.	18
3. Alexis Jennings at Florida, 2/17/19, 3rd qtr.	17
4. Zia Cooke at Georgia, 1/2/23, 4th qtr.	15
Aliyah Boston vs. Florida, 12/31/20, 2nd qtr.	15
M. Herbert Harrigan vs. TX A&M, 3/1/20, 1st qtr.	15
Kaela Davis vs. Quinnipiac, 3/25/17, 3rd qtr.	15
Tina Roy vs. Arkansas, 1/3/16, 3rd qtr.	15
Rebounding	
Most	Rebs
1. Kamilla Cardoso vs. Ole Miss, 3/4/23, 2nd qtr.	9
Aliyah Boston vs. N. Carolina, 3/25/22, 4th qtr.	9
LeLe Grissett at Vanderbilt, 1/14/21, 4th qtr.	9
Aliyah Boston vs. UConn, 2/10/20, 1st qtr.	9
Aliyah Boston vs. Arkansas, 1/9/20, 1st qtr.	9
Alaina Coates at Arkansas, 2/5/17, 1st qtr.	9
Alaina Coates at Georgia, 1/26/17, 2nd qtr.	9



Great Gamecock Fans

18,000	Georgia, 2/26/23
18,000	LSU, 2/12/23
18,000	Tennessee, 2/20/22
18,000	Texas A&M, 3/1/20
18,000	UConn, 2/10/20
18,000	Mississippi State, 3/3/19
18,000	UConn, 2/1/18
18,000	Kentucky, 2/26/17
18,000	UConn, 2/8/16
17,712	Clemson, 11/22/02*
17,156	Kentucky, 1/11/15
16,815	Ohio State, 11/13/15
16,465	Auburn, 1/2/15

* Inaugural Night of Colonial Life Arena

Year-by-Year Record

Year	Record	Pct.	Att. Avg.
2002-03	14-2	.875	3,244
2003-04	5-6	.455	1,828
2004-05	8-9	.471	1,764
2005-06	12-5	.706	1,455
2006-07	15-5	.750	1,845
2007-08	12-6	.667	1,802
2008-09	6-9	.400	2,793
2009-10	7-5	.583	3,442
2010-11	14-5	.737	2,996
2011-12	12-3	.800	3,139
2012-13	12-3	.800	4,082
2013-14	16-0	1.000	6,371
2014-15	16-0	1.000	12,293
2015-16	16-1	.941	14,364
2016-17	15-1	.938	12,277
2017-18	15-2	.882	13,239
2018-19	11-4	.733	11,542
2019-20	15-0	1.000	12,185
2020-21	10-1	.909	3,500*
2021-22	16-0	1.000	12,268
2022-23	17-0	1.000	12,942
2023-24	4-0	1.000	15,546
Total	268-67	.800	6,988*
Staley Era	202-34	.856	9,221*

* 2020-21 attendance not counted in average or streaks due to COVID-19 regulation restrictions

In women's basketball, Colonial Life Arena has become one of the most feared places to play as enormous crowds fill the building with passion for the Gamecocks.

The state of South Carolina has rallied around head coach Dawn Staley's program in unprecedented numbers as the Gamecocks have led the nation in average attendance in each of the last seven seasons. The Gamecocks were one of a few programs to finish the 2019-20 season averaging over 10,000 fans and boast nine sellouts (18,000) in the last eight seasons of full capacity arenas.

Colonial Life Arena is more than just the home of South Carolina men's and women's basketball, though. It is also a thriving entertainment venue that the city of Columbia and its surrounding metropolitan area are able to enjoy throughout the year.

Colonial Life Arena is the largest arena in the state of South Carolina with 18,000 seats, and the 10th-largest on-campus basketball facility in the nation. Located on the beautiful University of South Carolina campus, this one-of-a-kind facility features 41 suites, four entertainment suites, and the Frank McGuire Club, a full-service hospitality room that has a capacity of 300. The state-of-the-art facility also features plush seating, a technologically advanced sound system and a one-of-a-kind selection of unique concession foods that will delight fans of all ages.

In Summer 2017, a 12-display center-hung video board and ribbon boards were added to the arena bowl at a cost of \$4.2 million. The center-hung board features four convex-curved main displays that measure approximately 12' x 20' and can show any combination of live video, instant replays, statistics and game information, graphics and animations, and sponsorship messages.

The Arena has hosted numerous sold out shows, including Barnum and Bailey Circus, Paul McCartney, country superstars Kenny Chesney and Taylor Swift, WWE Wrestling, Kanye West and numerous other acts.

The largest building ever constructed at the University of South Carolina at 342,000 square feet, the Arena has an intimate double-deck design that puts every seat close to the action. The cantilever of the upper deck over the lower deck extends further than any other arena of its size with great sight lines.

Two spacious locker rooms for Gamecock men's and women's basketball include team meeting rooms, recruiting rooms, coaches locker rooms and an athletic training room.

Colonial Life Arena Notables

- Nine-Time National Attendance Leader (2015-present)
- NCAA Tournament Host in 2015, 2016, 2017, 2018
- 115 consecutive regular-season games with at least 10,000 fans (Jan. 2, 2015)*
- 9 official sellouts (18,000) since 2015-16 season
- 6 undefeated seasons at home
- Longest home win streak – 45 games, 2 times (12/17-20-present; 2/24/13-2/4/16)

"It is a beautiful thing to see unfold because a lot of people really didn't think it could get done. I tip my hat to Gamecock Nation for making this a wonderful place and creating a home court advantage that allows us to win close basketball games."

– South Carolina Head Coach Dawn Staley



DAWN STALEY Head Coach

16th Season at South Carolina • 24th Season in Career

Catapulting South Carolina into the national spotlight when she was hired in May 2008, Dawn Staley has made the Gamecocks a mainstay in the battle for SEC and national championships. Under her leadership, the Gamecocks have reached many firsts – National Championships, NCAA Final Fours, No. 1 rankings, SEC regular-season and tournament titles, SEC Players of the Year, National Players of the Year, WNBA No. 1 Draft picks, an undefeated regular season, and No. 1 recruiting classes – to name the most notable.

In Staley's previous 15 seasons at the helm of the Gamecocks, highlights include:

- Two National Championships (2017, 2022)
- Five NCAA Final Fours in the last eight tournaments (2015, 2017, 2021, 2022, 2023)
- Ranking in the AP Top 25 every week since Dec. 10, 2012, the third-longest active streak in the nation (209)
- Six 30-win seasons, including a program-record 36 wins in 2022-23
- Seven SEC regular-season championships (2014, 2015, 2016, 2017, 2020, 2022, 2023)
- Seven SEC Tournament titles (2015, 2016, 2017, 2018, 2020, 2021, 2023)
- Three top-two recruiting classes (#1 in 2021, #1 in 2019, #2 in 2014)
- Nine NCAA Attendance titles (2015, 2016, 2017, 2018, 2019, 2020, 2021, 2022, 2023)

While her coaching career is in full bloom, Staley is still recognized for her body of work as a one of the most decorated participants in United States women's basketball history. The Naismith Memorial Basketball Hall of Fame solidified that legacy with her enshrinement as part of the Class of 2013. The Phoenix Club of Philadelphia established the Dawn Staley Award recognizing the nation's top guard in women's Division I basketball in 2013 as well. Staley was inducted into the Women's Basketball Hall of Fame as part of the Class of 2012.

In her 24th season as a head coach, Staley has led her college teams to 13 25-win seasons, a total of 19 postseason appearances (two WNIT) and 198 weeks in the Associated Press top 10, including the Gamecocks' 65 in the No. 1 spot – the fourth most times in the top spot in the history of that poll. Her .757 winning percentage (580-186) ranks ninth in the nation among active head coaches with at least 15 years of experience and 13th all-time.

Also a force in USA Basketball, Staley was named the U.S. Women's National Team head coach for 2017-21, leading the U.S. to gold in the 2018 FIBA World Cup and the 2019 and 2021 FIBA AmeriCups and stretching the U.S. Olympic gold medal streak to seven straight at the 2020 Tokyo Olympic Games. Prior to that appointment, Staley led three other U.S. teams to gold medals and served as an assistant on the Senior National Team 2006-08 and again 2014-16, during which the U.S. claimed gold in the 2014 FIBA World Championship and the 2008 and 2016 Olympics.

Now in her 16th season leading the Gamecocks, Staley has been named National Coach of the Year four times with her 2020 unanimous selection making her the first former Naismith Player of the Year to earn the Naismith Coach of the Year award. She is also a six-time SEC Coach of the Year. Staley is the only Gamecock basketball coach – men's or women's – to amass 300 victories at South Carolina and was the fastest coach to 200 wins in program history, needing just 277 games at South Carolina to reach the plateau. She is the program's all-time winningest coach (408) with a program-record 12 postseason appearances and is the only black head coach in men's or women's basketball to win multiple national championships.

In the vaunted SEC, Staley's 183 league wins are the most among active league coaches and third all-time, trailing just Andy Landers (Georgia, 273) and Pat Summitt (Tennessee, 306). Her .769 SEC winning percentage (183-55) is second only to Summitt (874) in league history. Her Gamecocks are the only SEC program with multiple 16-0 seasons in league history, hitting that mark in 2015-16, 2019-20 and 2022-23.

In addition to coaching two National Players of the Year and a National Freshman of the Year, Staley has helped 10 Gamecocks collect 25 All-America selections, three to pick up seven SEC Player of the Year honors, three to earn SEC Defensive Player of the Year recognition a total of seven times, two to SEC 6th Player of the Year honors and six to capture SEC Freshman of the Year. She has coached 18 Gamecocks to All-SEC honors a combined 37 times, including 20 first-team selections. In the last nine years, 14 Gamecocks have been selected in the WNBA Draft, including 10 first-rounders, highlighted by two overall No. 1 picks. Three Gamecocks have been named WNBA Rookie of the Year.

STALEY YEAR-BY-YEAR AT SOUTH CAROLINA

Year	School	Record	Conf. Rec.	Conf. Finish	Postseason
2008-09	South Carolina	10-18	2-12	11th	
2009-10	South Carolina	14-15	7-9	T-7th	
2010-11	South Carolina	18-15	8-8	T-5th	WNIT 2nd Round
2011-12	South Carolina	25-10	10-6	T-4th	NCAA Sweet 16
2012-13	South Carolina	25-8	11-5	T-4th	NCAA 2nd Round
2013-14	South Carolina	29-5	14-2	1st	NCAA Sweet 16
2014-15	South Carolina	34-3	15-1	T-1st	SEC Tourn. Champ./NCAA Final Four
2015-16	South Carolina	33-2	16-0	1st	SEC Tourn. Champ./NCAA Sweet 16
2016-17	South Carolina	33-4	14-2	1st	SEC Tourn. Champ./NCAA Champ.
2017-18	South Carolina	29-7	12-4	T-2nd	SEC Tourn. Champ./NCAA Elite Eight
2018-19	South Carolina	23-10	13-3	2nd	NCAA Sweet 16
2019-20	South Carolina	32-1	16-0	1st	SEC Tourn. Champ./NCAA canceled
2020-21	South Carolina	26-5	14-2	2nd	SEC Tourn. Champ./NCAA Final Four
2021-22	South Carolina	35-2	15-1	1st	NCAA Champion
2022-23	South Carolina	36-1	16-0	1st	SEC Tourn. Champ./NCAA Final Four
2023-24	South Carolina	6-0	0-0		
At SC	16th season	408-106	183-55	7 SEC Titles	7 SEC Trn. Titles, 2 NCAA Titles, 10 Sweet 16s
At Temple	8 seasons	172-80	100-25	3 A-10 Titles	4 A-10 Tourn. Titles, 6 NCAA appearances
Career	24th season	580-186	283-80		

QUICK FACTS

Coaching Highlights

College

- 17 NCAA Tournament Appearances (11 at South Carolina)
- 2x NCAA National Champion (2017, 2022)
- 6 30-Win Seasons
- 8 Regular-Season Conference Titles (SEC 2014, 2015, 2016, 2017, 2020, 2022, 2023; A-10 2008)
- 11 Conference Tournament Titles (SEC 2015, 2016, 2017, 2018, 2020, 2021, 2023; A-10 2002, 2004, 2005, 2006)
- 4-time National Coach of the Year (2014, 2020, 2022, 2023)
- 4-time WBCA Region Coach of the Year (Region 3 2014, 2015, 2016; Region 1 2005)
- Eight-time Conference Coach of the Year (SEC 2014, 2015, 2016, 2020, 2022, 2023; A-10 2004, 2005)

USA Basketball

- Senior National Team Head Coach (2017-21) – Tokyo Olympics gold (2020); FIBA AmeriCup gold (2021); co-National Coach of the Year (2021); FIBA AmeriCup gold (2019), FIBA World Cup gold (2018), National Coach of the Year (2018)
- Senior National Team Asst. Coach (2006-08, 2014-16) – Rio Olympics gold medal (2016), FIBA World Championship gold medal (2014), Beijing Olympics gold medal (2008), FIBA Americas Championship gold medal (2007), FIBA World Championship bronze medal (2006)
- U19 National Team Head Coach – FIBA U19 World Championship gold medal (2015), co-National Coach of the Year (2015)
- U18 National Team Head Coach – FIBA U18 Americas Championship gold medal (2014)
- Pan Am Games Head Coach – Gold medal (2007)

Playing Highlights

U.S. Professional – 11 seasons

- Five-time WNBA All-Star (2001, 2002, 2003, 2005, 2006)
- Two-time ABL All-Star (1997, 1998)
- WNBA All-Decade Team

USA Basketball

- Olympic gold medalist (1996, 2000, 2004)
- Flag bearer for U.S. in Olympic Games Opening Ceremony (2004)
- Two-time USA Basketball Female Athlete of the Year (1994, 2004)

College – Virginia (1989-92)

- Kodak All-America (1990, 1991, 1992)
- Honda-Broderick Cup Award for Collegiate Female Athlete of the Year (1991)
- Two-time ACC Player of the Year (1991, 1992)
- NCAA Tournament MOP (1991)

Other Notables

- Naismith Memorial Basketball Hall of Fame, Class of 2013
- Order of the Palmetto Recipient (2013)
- Women's Basketball Hall of Fame, Class of 2012
- Two-time Wanamaker Award (1997, 2005)
- Henry P. Iba Citizenship Award (2007)

STALEY ERA SINGLE-GAME RECORDS

Scoring

Most	Points
1. vs. Charleston, 11/25/20	119
2. vs. Maryland, 11/12/23	114
3. vs. Savannah State, 12/14/14	111
4. vs. Clemson, 11/16/23	109
5. at Vanderbilt, 1/14/21	106

Fewest	Points
1. at Stanford, 11/26/10	32*
2. vs. Georgia, 3/4/11	34
3. vs. Mississippi State, 3/5/09	39
4. at Georgia, 1/13/13	40
5. at Mississippi State, 2/26/09	41

Fewest Allowed	Points
1. vs. Mississippi Valley State, 11/24/23	19*
2. vs. Howard, 3/18/22	21
vs. South Carolina State, 12/14/11	21
4. vs. Charleston Southern, 12/18/22	23
5. vs. Presbyterian, 11/27/11	24

Most Allowed	Points
1. at Connecticut, 2/11/19	97
2. vs. Arkansas, 3/8/19	95
3. vs. Baylor, 12/2/18	94
vs. Connecticut, 3/26/18	94
at Clemson, 11/19/09	94

Margin of Outcome

Victory	Score	Margin
1. vs. Miss. Valley State, 11/24/23	101-19	+82
2. vs. Charleston, 11/25/20	119-38	+81
3. vs. East Tennessee State, 11/7/22	101-31	+70
vs. Charleston Southern, 11/8/13	99-29	+70
5. vs. Alabama State, 11/10/17	99-31	+68

Defeat	Score	Margin
1. at Stanford, 11/26/10	32-70	-38
2. vs. Georgia, 3/4/11	34-66	-32
3. vs. Stanford, 12/19/08	47-78	-31
4. at Penn State, 11/21/10	48-78	-30
5. vs. Connecticut, 3/26/18	65-94	-29
vs. Connecticut, 12/28/08	48-77	-29

Field Goals

Made	FGM
1. vs. Clemson, 11/16/23	44
2. vs. Maryland, 11/12/23	43
vs. Notre Dame, 11/6/23	43
vs. Coastal Carolina, 12/21/22	43
5. at Vanderbilt, 1/14/21	42
vs. Charleston, 11/25/20	42

Attempts	FGA
1. vs. Clemson, 11/16/23	83
vs. Maryland, 11/12/23	83
3. vs. Arkansas, 3/7/20	82
4. at Arkansas, 2/3/19	80
5. 4x, most recent	79
vs. South Dakota State, 11/20/23	
vs. Notre Dame, 11/6/23	

Highest Percentage (Min. 40 FGA)	FGM-A	Pct
1. at Vanderbilt, 1/18/18	36-54	.667
2. vs. Auburn, 1/5/23	36-57	.647
3. vs. Savannah State, 3/20/15	34-53	.642
4. at Alabama, 1/8/15	37-58	.638
5. vs. Kentucky, 1/12/23	35-55	.636

Lowest Percentage (Min. 40 FGA)	FGM-A	Pct
1. at Stanford, 11/26/10	12-55	.218
2. vs. Georgia, 3/4/11	12-52	.231
3. at Florida, 1/20/13	15-64	.234
4. at Kentucky, 2/5/09	13-55	.236
5. at Georgia, 1/2/11	13-54	.241

Lowest %age Allowed (Min. 40 FGA)	FGM-A	Pct
1. vs. Miss. Valley State, 11/24/23	8-67	.119*
2. vs. South Carolina State, 12/14/11	6-48	.125
2. vs. Howard, 3/18/22	8-54	.148
3. vs. Charleston Southern, 12/18/22	8-50	.160
vs. NC Central, 12/2/13	8-50	.160
5. vs. East Tenn. State, 11/7/22	10-57	.175

Highest %age Allowed (Min. 40 FGA)	FGM-A	Pct
1. vs. Connecticut, 3/26/18	37-63	.587
2. vs. Connecticut, 2/11/19	37-65	.569
3. vs. Connecticut, 12/28/08	35-62	.565
vs. Florida, 1/9/11	26-46	.565
5. vs. Tennessee, 1/14/18	31-55	.564

3-Point Field Goals

Made	3FGM
1. vs. Minnesota, 12/11/16	16
2. vs. Temple, 12/21/18	15
3. vs. Appalachian State, 12/5/18	14
at Auburn, 1/5/17	14
5. at Iowa State, 12/6/20	13

Attempts	3FGA
1. vs. Howard, 3/18/22	38
2. vs. Minnesota, 12/11/16	33
3. vs. Syracuse, 3/25/16	32
4. vs. Temple, 12/21/18	31
5. vs. Drake, 11/24/18 (includes overtime)	30

Percentage (Min. 5 3FGA)	3FGM-A	Pct
1. vs. ETSU, 11/22/18	11-16	.688
2. vs. Kentucky, 2/18/18	6-9	.667
vs. Oregon State, 3/25/14	4-6	.667
vs. Ole Miss, 1/30/14	4-6	.667
vs. Savannah State, 12/28/13	4-6	.667
vs. Western Carolina, 12/29/12	6-9	.667
at Alabama, 1/10/10	8-12	.667
vs. Charlotte, 12/21/08	8-12	.667

Free Throws

Made	FTM
1. vs. Savannah State, 12/14/14	34
vs. Oregon State, 3/25/14	34
3. vs. Missouri, 1/10/16	32
vs. Ole Miss, 1/30/14	32
at Mississippi State, 1/6/12	32

Attempts	FTA
1. at Mississippi State, 1/6/13	50
2. vs. Savannah State, 12/28/13	48
3. vs. Charleston, 11/25/20	47
vs. Savannah State, 12/14/14	47
5. vs. Missouri, 2/2/14	46

Percentage (Min. 10 FTA)	FTM-A	Pct
1. vs. Alabama, 1/31/21	19-20	.950
2. vs. Quinnipiac, 3/25/17	18-19	.947
3. at Texas A&M, 2/23/17	15-16	.923
4. vs. Kentucky, 2/18/18	23-25	.920
5. vs. N.C. A&T, 11/29/21	11-12	.917
vs. Temple, 12/21/18	11-12	.917

Rebounding

Total	Rebs
1. vs. Arkansas, 1/22/23	74
2. vs. Clemson, 11/16/23	73
vs. Charleston, 11/25/20	73
4. vs. Howard, 3/18/22	69
5. vs. Mississippi Valley State, 11/24/23	66

Margin	Rebs	Margin
1. vs. Arkansas, 1/22/23	74-17	+57
2. vs. Hampton, 11/27/22	62-15	+47
3. vs. Clemson, 11/16/23	73-27	+46
4. vs. Charleston, 11/25/20	73-28	+45
5. vs. Howard, 3/18/22	69-28	+41

Offensive	Off. Rebs
1. vs. Arkansas, 1/22/23	32
2. vs. Tennessee, 2/20/22	31
3. vs. Howard, 3/18/22	30
4. vs. Elon, 11/9/12	29
5. vs. Arkansas, 3/7/20	28

Turnovers

Fewest	TOs
1. at Tennessee, 2/2/12	4
2. 10 times, most recent, at Ole Miss, 1/4/18	5

Most	TOs
1. at Wake Forest, 12/3/08	32
2. at Ole Miss, 2/25/16	29
vs. Hampton, 11/22/12	29
vs. Kentucky, 1/15/12	29
5. at Kentucky, 1/13/11	28

Assists

1. vs. Clemson, 11/16/23	30
vs. Maryland, 11/12/23	30
3. vs. Notre Dame, 11/6/23	29
vs. Minnesota, 12/11/16	29
5. vs. Mississippi Valley State, 11/24/23	27

Steals

1. at Alabama State, 11/11/18	22
2. vs. Alabama State, 11/10/17	21
vs. NC Central, 12/1/14	21
vs. Furman, 12/11/11	21
5. vs. San Diego State, 11/23/14	18

Blocked Shots

1. vs. Appalachian State, 11/17/19	17*
2. vs. South Dakota State, 11/20/23	16
vs. Coastal Carolina, 12/21/22	16
vs. Kansas State, 12/3/21	16
vs. Clemson, 11/15/18	16
vs. Winthrop, 12/13/15	16

* indicates also a school record



Official Basketball Box Score - Final
Notre Dame at South Carolina
11/06/23 Hale Georges Center arena, Paris
2023-24 Women's Basketball

Game Time: 1:00 PM
Game Duration: 2:03
Attendance: 3,203

Officials: Gina Cross, Maj Forsberg, Angelica Suffren

Notre Dame - 71

Record: 0-1

Table with columns: NO. Name, Min, FG, 3P, FT, Rebounds, Fouls, TP, AS, TO, ST, Blocks, +/-

Shooting By Period table with columns: 1st, 2nd, 3rd, 4th, GM FG%, 3PT%, FT%

Technical Fouls:NONE

Dead Ball Rebounds: 5/0

South Carolina - 100

Record: 1-0

Table with columns: NO. Name, Min, FG, 3P, FT, Rebounds, Fouls, TP, AS, TO, ST, Blocks, +/-

Shooting By Period table with columns: 1st, 2nd, 3rd, 4th, GM FG%, 3PT%, FT%

Technical Fouls:NONE

Dead Ball Rebounds: 1/0

UND USC Points from Turnovers, Paint, Second Chance, Fast Breaks, Bench

Period by Period Scoring table with columns: 1st, 2nd, 3rd, 4th, TOT



Official Basketball Box Score - Final
Maryland at South Carolina
11/12/23 Colonial Life Arena, Columbia
2023-24 Women's Basketball

Game Time: 1:00 PM
Game Duration: 1:52
Attendance: 16,007

Officials: Kevin Penhale, Brian Hall, Natasha Curry

Maryland - 76

Record: 1-1

Table with columns: NO. Name, Min, FG, 3P, FT, Rebounds, Fouls, TP, AS, TO, ST, Blocks, +/-

Shooting By Period table with columns: 1st, 2nd, 3rd, 4th, GM FG%, 3PT%, FT%

Technical Fouls:NONE

Dead Ball Rebounds: 1/4

South Carolina - 114

Record: 2-0

Table with columns: NO. Name, Min, FG, 3P, FT, Rebounds, Fouls, TP, AS, TO, ST, Blocks, +/-

Shooting By Period table with columns: 1st, 2nd, 3rd, 4th, GM FG%, 3PT%, FT%

Technical Fouls:NONE

Dead Ball Rebounds: 4/0

MAR USC Points from Turnovers, Paint, Second Chance, Fast Breaks, Bench

Period by Period Scoring table with columns: 1st, 2nd, 3rd, 4th, TOT



Official Basketball Box Score - Final
Clemson at South Carolina
11/16/23 Colonial Life Arena, Columbia
2023-24 Women's Basketball

Game Time: 7:00 PM
Game Duration: 1:46
Attendance: 16,820

Officials: Roy Gubeyan, Denise Brooks, Tori Pallo

Clemson - 40

Record: 3-1

Table with columns: NO. Name, Min, FG, 3P, FT, Rebounds, Fouls, TP, AS, TO, ST, Blocks, +/-

Shooting By Period table with columns: 1st, 2nd, 3rd, 4th, GM FG%, 3PT%, FT%

Technical Fouls:NONE

Dead Ball Rebounds: 1/3

South Carolina - 109

Record: 3-0

Table with columns: NO. Name, Min, FG, 3P, FT, Rebounds, Fouls, TP, AS, TO, ST, Blocks, +/-

Shooting By Period table with columns: 1st, 2nd, 3rd, 4th, GM FG%, 3PT%, FT%

Technical Fouls:NONE

Dead Ball Rebounds: 4/2

CLE USC Points from Turnovers, Paint, Second Chance, Fast Breaks, Bench

Period by Period Scoring table with columns: 1st, 2nd, 3rd, 4th, TOT



Official Basketball Box Score - Final
South Dakota St. at South Carolina
11/20/23 Colonial Life Arena, Columbia
2023-24 Women's Basketball

Game Time: 7:00 PM
Game Duration: 1:40
Attendance: 14,799

Officials: Angelica Suffren, Puulani Spurlock-Welsh, Cameron Inyore

South Dakota St. - 38

Record: 2-2

Table with columns: NO. Name, Min, FG, 3P, FT, Rebounds, Fouls, TP, AS, TO, ST, Blocks, +/-

Shooting By Period table with columns: 1st, 2nd, 3rd, 4th, GM FG%, 3PT%, FT%

Technical Fouls:NONE

Dead Ball Rebounds: 3/3

South Carolina - 78

Record: 4-0

Table with columns: NO. Name, Min, FG, 3P, FT, Rebounds, Fouls, TP, AS, TO, ST, Blocks, +/-

Shooting By Period table with columns: 1st, 2nd, 3rd, 4th, GM FG%, 3PT%, FT%

Technical Fouls:NONE

Dead Ball Rebounds: 3/0

SDS USC Points from Turnovers, Paint, Second Chance, Fast Breaks, Bench

Period by Period Scoring table with columns: 1st, 2nd, 3rd, 4th, TOT



Official Basketball Box Score - Final
Mississippi Val. at South Carolina
 11/24/23 Colonial Life Arena, Columbia
 2023-24 Women's Basketball

Game Time: 1:00 PM
 Game Duration: 1:48
 Attendance: 14,558

Officials: Katie Lukarich, Charles Watson, Sarah Williams

Mississippi Val. - 19

Record: 1-5

NO.	Name	Min	FG		3P		FT		Rebounds		Fouls		TP	AS	TO	ST	Blocks		+/-
			M-A	M-A	M-A	M-A	OR	DR	PF	FD	OR	DR					BS	BA	
21	Amberly Brown	18:16	0-7	0-1	0-0	0-0	2	1	3	5	0	0	0	2	1	2	4	-32	
23	Syann Holmes	29:01	0-4	0-0	1-2	2	1	3	2	1	1	0	0	3	0	0	1	-60	
30	Lucia Lara	13:35	2-5	0-0	0-0	1	0	1	2	0	4	0	0	1	0	1	-31		
1	ShDiamond McKnight	32:44	3-14	1-5	1-2	0	5	5	3	4	8	0	0	3	0	0	0	-65	
2	Jayla Reed	34:18	0-16	0-10	0-0	1	1	0	2	0	2	5	3	0	3	0	-75		
3	Lizzie Walker	22:31	2-8	0-0	0-2	1	3	4	2	1	4	1	2	1	0	2	-43		
11	Leah Turner	18:50	1-6	0-2	0-0	0	4	4	0	2	0	2	2	1	0	2	-36		
13	Janna Dauer	04:59	0-1	0-0	0-0	0	0	0	1	0	0	1	0	0	0	0	-11		
12	Leah Perry	03:25	0-0	0-0	0-0	1	0	1	0	0	0	0	0	0	0	0	-10		
0	Sadie Williams	06:46	0-1	0-0	0-0	1	1	0	0	0	0	0	0	0	0	0	-14		
20	Ja'la Douglas	10:58	0-3	0-1	0-0	1	1	0	0	0	0	0	0	0	0	0	-23		
22	Aaliyah Duranham	04:37	0-2	0-0	0-2	1	0	1	0	1	0	1	0	0	0	1	-10		
Team			4		4		8		0		0								
Totals			8-67	1-19	2-8	12	21	33	19	9	19	4	19	6	3	15	-82		

Technical Fouls: NONE

Shooting By Period	
1 st FG%	3-15 20.0%
3PT%	0-2 0.0%
FT%	0-0 0%
2 nd FG%	3-18 16.7%
3PT%	0-5 0.0%
FT%	0-2 0%
3 rd FG%	1-15 6.7%
3PT%	0-4 0.0%
FT%	2-6 33.3%
4 th FG%	1-19 5.3%
3PT%	1-8 12.5%
FT%	0-0 0%
GM FG%	8-67 11.9%
3PT%	1-19 5.3%
FT%	2-8 25.0%

Dead Ball Rebounds: 3, 2

South Carolina - 101

Record: 5-0

NO.	Name	Min	FG		3P		FT		Rebounds		Fouls		TP	AS	TO	ST	Blocks		+/-
			M-A	M-A	M-A	M-A	OR	DR	PF	FD	OR	DR					BS	BA	
21	Chloe Kitts	18:50	4-7	0-0	3-4	1	4	5	1	2	11	1	0	0	0	2	0	43	
10	Kamilla Cardoso	20:34	7-13	0-0	0-3	5	5	10	1	4	14	3	0	0	0	5	1	42	
0	Te-Hina Paopao	20:40	4-7	2-5	0-0	1	7	8	0	1	10	1	1	0	1	0	48		
23	Bree Hall	22:02	2-9	1-6	0-0	2	0	2	0	1	5	3	2	1	0	1	41		
25	Raven Johnson	24:25	4-5	2-3	2-2	1	7	8	0	2	12	5	1	5	0	0	52		
12	MLaysia Fulwiley	26:14	6-12	0-5	5-7	0	4	4	3	4	17	5	4	1	2	1	53		
2	Ashlyn Watkins	20:29	7-8	0-0	0-2	5	7	1	3	14	1	3	1	3	0	37			
20	Sania Feagin	21:04	5-8	0-0	2-2	2	3	5	2	1	12	4	3	0	2	0	41		
24	Sahnja Jah	14:56	1-5	0-1	0-0	1	6	7	1	0	2	4	0	1	0	0	30		
35	Sakima Walker	10:46	1-1	0-0	2-2	1	4	5	0	1	4	0	0	0	0	0	23		
Team			1		4		5		0		1								
Totals			41-75	5-20	14-22	17	49	66	9	19	101	27	15	9	15	3	82		

Technical Fouls: NONE

Shooting By Period	
1 st FG%	9-20 45.0%
3PT%	3-9 33.3%
FT%	3-5 60%
2 nd FG%	11-22 50.0%
3PT%	0-4 0.0%
FT%	6-9 66.7%
3 rd FG%	10-19 52.6%
3PT%	2-6 40.0%
FT%	3-6 50%
4 th FG%	11-14 78.6%
3PT%	0-2 0.0%
FT%	2-2 100%
GM FG%	41-75 54.7%
3PT%	5-20 25.0%
FT%	14-22 63.6%

Dead Ball Rebounds: 2, 1

	MVS	USC
Biggest lead	2 (1 st 9:22)	82 (4 th 0:49)
Best Scoring Run	3 (4 th 3:14)	18 (4 th 3:30)
Lead Changes	1	
Times Tied	0	
Time with Lead	00:00	39:22

Points from	MVS		USC	
	Turnovers	5	20	8
Paint	8	72		
Second Chance	4	26		
Fast Breaks	2	45		
Bench	6	49		

Period by Period Scoring	MVS				USC					
	1st	2nd	3rd	4th	TOT	1st	2nd	3rd	4th	TOT
	6	6	4	3	19	27	15	9	15	66
	28	28	25	24	101					



Official Basketball Box Score - Final
South Carolina at North Carolina
 11/30/23 Carmichael Arena, Chapel Hill
 2023-24 Women's Basketball

Game Time: 7:00 PM
 Game Duration: 2:11
 Attendance: 6,319

Officials: Dee Kanter, Denise Brooks, Fatou Cissoko-Shepkins

South Carolina - 65

Record: 6-0

NO.	Name	Min	FG		3P		FT		Rebounds		Fouls		TP	AS	TO	ST	Blocks		+/-
			M-A	M-A	M-A	M-A	OR	DR	PF	FD	OR	DR					BS	BA	
21	Chloe Kitts	19:49	3-10	0-0	0-0	1	2	3	2	4	11	0	2	0	0	2	5		
10	Kamilla Cardoso	32:52	2-5	0-0	0-0	2	4	3	13	16	5	6	6	2	2	4	1	8	
0	Te-Hina Paopao	37:02	5-14	3-6	1-2	0	5	5	1	3	14	4	0	1	0	3	5		
23	Bree Hall	33:04	5-6	3-4	2-2	0	1	1	3	4	15	0	1	0	1	0	12		
25	Raven Johnson	37:07	3-8	0-1	3-6	0	7	7	2	4	9	2	4	3	0	0	4		
2	Ashlyn Watkins	18:13	4-8	0-0	2-2	1	3	4	4	2	10	0	1	0	1	1	4		
35	Sakima Walker	04:29	0-1	0-0	0-0	0	0	0	0	1	1	0	0	1	0	0	-3		
12	MLaysia Fulwiley	03:23	0-1	0-0	0-0	0	0	0	0	0	0	0	0	0	0	1	-2		
5	Tessa Johnson	09:24	0-0	0-0	0-0	0	0	0	0	0	0	0	0	2	0	0	2		
20	Sania Feagin	02:38	0-2	0-0	0-0	0	0	0	0	0	0	0	0	0	0	0	-1		
24	Sahnja Jah	01:59	0-1	0-0	0-0	0	0	0	0	0	0	0	0	0	0	0	1		
Team			1		2		3		0		0								
Totals			22-56	6-11	15-22	6	33	39	20	24	65	8	13	6	7	7	7		

Technical Fouls: Watkins 1st 2:09

Shooting By Period	
1 st FG%	4-13 30.8%
3PT%	0-2 0.0%
FT%	2-4 50%
2 nd FG%	6-16 37.5%
3PT%	1-2 50.0%
FT%	3-4 75%
3 rd FG%	7-17 41.2%
3PT%	3-5 60.0%
FT%	4-4 100%
4 th FG%	5-10 50.0%
3PT%	2-2 100.0%
FT%	6-10 60%
GM FG%	22-56 39.3%
3PT%	6-11 54.5%
FT%	15-22 68.2%

Dead Ball Rebounds: 4, 0

North Carolina - 58

Record: 5-3

NO.	Name	Min	FG		3P		FT		Rebounds		Fouls		TP	AS	TO	ST	Blocks		+/-
			M-A	M-A	M-A	M-A	OR	DR	PF	FD	OR	DR					BS	BA	
5	Maria Gakdeng	22:53	4-5	0-0	0-1	4	6	10	4	3	8	1	0	0	0	2	1	12	
1	Alyssa Ustby	38:24	8-20	0-0	2-2	6	6	12	4	2	18	3	4	0	3	2	-5		
11	Kayla McPherson	27:32	0-5	0-3	3-4	2	4	6	2	2	3	3	2	0	0	1	-7		
20	Lexi Donarski	40:00	3-13	3-9	0-0	2	4	6	3	1	9	2	0	2	0	0	-7		
25	Deja Kelly	37:27	6-16	1-5	7-10	0	0	0	5	8	20	1	5	2	0	2	-7		
10	Reniya Kelly	03:06	0-0	0-0	0-0	0	0	0	0	0	0	0	0	0	0	0	0		
31	Anya Poole	10:55	0-2	0-0	0-0	0	4	3	1	0	0	0	0	0	1	0	-12		
0	Alexandra Zelaya	06:12	0-2	0-2	0-0	1	1	1	1	1	0	1	1	0	1	0	-7		
24	Indya Nivar	01:36	0-1	0-0	0-0	1	1	1	1	0	0	0	0	1	0	0	-2		
2	Paulina Paris	11:55	0-3	0-2	0-0	0	0	0	0	0	1	0	0	0	0	1	0		
Team			1		4		5		0		2								
Totals			21-67	4-21	12-17	15	30	45	25	19	58	12	14	5	7	7	-7		

Technical Fouls: Kelly 1st 2:09

Shooting By Period	
1 st FG%	8-18 44.4%



2023-24 South Carolina Women's Basketball
Team Game-by-Game
All games

Page 1/1
as of Dec 01, 2023

Opponent	Date	Score	W	Total		3-Pointers		Free throws		Rebounds										
				FG-FGA	PCT	3FG-3FGA	PCT	FT-FTA	PCT	OFF	DEF	TOT	AVG	PF	A	TO	BLK	STL	PTS	AVG
vs Notre Dame	11/06/2023	100-71	W	43-79	.544	5-16	.313	9-13	.692	16	31	47	47.0	18	29	14	11	12	100	100.0
Maryland	11/12/2023	114-76	W	43-83	.518	12-24	.500	16-25	.640	19	34	53	50.0	20	30	10	11	9	114	107.0
Clemson	11/16/2023	109-40	W	44-83	.530	10-26	.385	11-20	.550	25	48	73	57.7	16	30	13	9	11	109	107.7
South Dakota St.	11/20/2023	78-38	W	34-79	.430	0-12	.000	10-18	.556	21	31	52	56.3	7	16	7	16	15	78	100.3
Mississippi Val.	11/24/2023	101-19	W	41-75	.547	5-20	.250	14-22	.636	17	49	66	58.2	9	27	15	15	9	101	100.4
at North Carolina	11/30/2023	65-58	W	22-56	.393	6-11	.545	15-22	.682	6	33	39	55.0	20	8	13	7	6	65	94.5
Total		567		227-455	.499	38-109	.349	75-120	.625	104	226	330	55.0	90	140	72	69	62	567	94.5
Opponents		302		116-415	.280	26-123	.211	44-73	.603	83	138	221	36.8	112	55	103	18	34	302	50.3

South Carolina Averages

Games Played	Points/game	FG Pct	3FG Pct	FT Pct	Rebounds/game	Assists/game	Turnovers/game	Assist/Turnover ratio	Steals/game	Blocks/game
6	94.5	49.9	34.9	62.5	55.0	23.3	12.0	1.9	10.3	11.5



2023-24 South Carolina Women's Basketball
Opponents Game-by-Game
All games

Page 1/1
as of Dec 01, 2023

Opponent	Date	Score	W	Total		3-Pointers		Free throws		Rebounds										
				FG-FGA	PCT	3FG-3FGA	PCT	FT-FTA	PCT	OFF	DEF	TOT	AVG	PF	A	TO	BLK	STL	PTS	AVG
vs Notre Dame	11/06/2023	100-71	W	25-76	.329	6-20	.300	15-21	.714	21	23	44	44.0	19	12	18	4	9	71	71.0
Maryland	11/12/2023	114-76	W	29-71	.408	10-22	.455	8-12	.667	11	22	33	38.5	22	15	15	1	4	76	73.5
Clemson	11/16/2023	109-40	W	16-72	.222	3-28	.107	5-11	.455	11	16	27	34.7	12	7	16	1	7	40	62.3
South Dakota St.	11/20/2023	78-38	W	17-62	.274	2-13	.154	2-4	.500	13	26	39	35.8	15	5	21	2	3	38	56.3
Mississippi Val.	11/24/2023	101-19	W	8-67	.119	1-19	.053	2-8	.250	12	21	33	35.2	19	4	19	3	6	19	48.8
at North Carolina	11/30/2023	65-58	W	21-67	.313	4-21	.190	12-17	.706	15	30	45	36.8	25	12	14	7	5	58	50.3
Total		302		116-415	.280	26-123	.211	44-73	.603	83	138	221	36.8	112	55	103	18	34	302	50.3
South Carolina		567		227-455	.499	38-109	.349	75-120	.625	104	226	330	55.0	90	140	72	69	62	567	94.5

Opponents Averages

Games Played	Points/game	FG Pct	3FG Pct	FT Pct	Rebounds/game	Assists/game	Turnovers/game	Assist/Turnover ratio	Steals/game	Blocks/game
6	50.3	28.0	21.1	60.3	36.8	9.2	17.2	0.5	5.7	3.0



2023-24 South Carolina Women's Basketball
Points-rebounds-assists
All games

Page 1/1
 as of Dec 01, 2023

Opponent	Date	Score	0	2	5	10	12	20	21	23	24	25	35		
vs Notre Dame	11/06/2023	100-71	PAO	0	14-3-6	7-5-2	1-0-2	20-15-1	17-1-6	12-4-0	7-1-2	7-3-1	4-5-2	11-2-7	0-1-0
Maryland	11/12/2023	114-76	TE	14-0-8	13-11-2	12-7-4	12-1-2	8-6-1	13-10-1	12-1-2	7-1-0	8-3-8	3-1-0		
Clemson	11/16/2023	109-40	WATKINS,AS	14-3-1	12-10-1	DNP	18-9-3	6-6-1	12-2-1	8-5-1	8-4-1	6-8-17	10-6-0		
South Dakota St.	11/20/2023	78-38	JOHNSON,TE	DNP	8-5-3	DNP	11-5-3	6-6-1	5-9-0	5-7-2	2-1-1	18-3-6	0-1-0		
Mississippi Val.	11/24/2023	101-19	CARDOSO,KA	10-8-1	14-7-1	DNP	17-4-5	12-5-4	11-5-1	5-2-3	2-7-4	12-8-5	4-5-0		
at North Carolina	11/30/2023	65-58	FULWILEY,M	14-5-4	10-4-0	0-0-0	0-0-0	0-0-0	11-3-0	15-1-0	0-0-0	9-7-2	0-0-0		
			FEAGIN,SAN												
			KITTS,CHLO												
			HALL,BREE												
			JAH,SAHNVA												
			JOHNSON,RA												
			WALKER,SAK												



2023-24 South Carolina Women's Basketball
Individual Game-by-Game
All games

Page 1/11
as of Dec 01, 2023

#0 PAOPAO, Te-Hina

Opponent	Date	GS	MIN	Total		3-Pointers		Free throws		Rebounds				PF	A	TO	BLK	STL	PTS	AVG
				FG-FGA	PCT	3FG-3FGA	PCT	FT-FTA	PCT	OFF	DEF	TOT	AVG							
vs Notre Dame	11/06/2023	*	27:28	6-10	.600	2-4	.500	0-0	.000	0	3	3	3.0	1	6	1	0	3	14	14.0
Maryland	11/12/2023	*	29:55	5-12	.417	4-8	.500	0-0	.000	0	0	0	1.5	1	8	3	0	1	14	14.0
Clemson	11/16/2023	*	19:19	5-8	.625	4-5	.800	0-0	.000	1	2	3	2.0	0	1	2	0	0	14	14.0
Mississippi Val.	11/24/2023	*	20:40	4-7	.571	2-5	.400	0-0	.000	1	7	8	3.5	0	1	1	1	0	10	13.0
at North Carolina	11/30/2023	*	37:02	5-14	.357	3-6	.500	1-2	.500	0	5	5	3.8	1	4	0	0	1	14	13.2
Totals		5	134:24	25-51	.490	15-28	.536	1-2	.500	2	17	19	3.8	3	20	7	1	5	66	13.2

PAOPAO, Te-hina

SEASON	TEAM	GP-GS	MIN/AVG	Field Goals		3-Point		F-Throws		Rebounds				Scoring						
				FG-FGA	FG%	3FG-3FGA	3FG%	FT-FTA	FT%	OFF	DEF	TOT	AVG	PF-FO	A	TO	BLK	STL	PTS	AVG
2020-21	Oregon	19-19	540/28.4	78-180	.433	30-76	.395	8-10	.800	14	47	61	3.2	27-0	84	35	5	27	194	10.2
2021-22	Oregon	23-22	752/32.7	118-305	.387	36-120	.300	40-46	.870	21	71	92	4.0	29-0	76	46	3	25	312	13.6
2022-23	Oregon	35-35	1139/32.5	166-377	.440	81-191	.424	44-50	.880	38	110	148	4.2	36-0	117	64	11	45	457	13.1
2023-24	USC	5-5	134/26.9	25-51	.490	15-28	.536	1-2	.500	2	17	19	3.8	3-0	20	7	1	5	66	13.2
TOTAL FOR USC	5-5	134/26.9	25-51	.490	15-28	.536	1-2	.500	2	17	19	3.8	3-0	20	7	1	5	66	13.2	
TOTAL	82-81	2565/31.3	387-913	.424	162-415	.390	93-108	.861	75	245	320	3.9	95-0	297	152	20	102	1029	12.5	



2023-24 South Carolina Women's Basketball
Individual Game-by-Game
All games

Page 2/11
as of Dec 01, 2023

#2 WATKINS, Ashlyn

Opponent	Date	GS	MIN	Total		3-Pointers		Free throws		Rebounds				PF	A	TO	BLK	STL	PTS	AVG
				FG-FGA	PCT	3FG-3FGA	PCT	FT-FTA	PCT	OFF	DEF	TOT	AVG							
vs Notre Dame	11/06/2023		17:49	3-4	.750	0-0	.000	1-1	1.000	1	4	5	5.0	3	2	1	4	0	7	7.0
Maryland	11/12/2023		16:39	5-10	.500	0-0	.000	3-5	.600	7	4	11	8.0	4	2	0	5	1	13	10.0
Clemson	11/16/2023		24:46	6-10	.600	0-0	.000	0-0	.000	6	4	10	8.7	0	1	0	4	1	12	10.7
South Dakota St.	11/20/2023		18:25	4-9	.444	0-0	.000	0-2	.000	2	3	5	7.8	2	3	2	3	4	8	10.0
Mississippi Val.	11/24/2023		20:29	7-8	.875	0-0	.000	0-2	.000	2	5	7	7.6	1	1	3	3	1	14	10.8
at North Carolina	11/30/2023		18:13	4-8	.500	0-0	.000	2-2	1.000	1	3	4	7.0	4	0	1	1	0	10	10.7
Totals		0	116:21	29-49	.592	0-0	.000	6-12	.500	19	23	42	7.0	14	9	7	20	7	64	10.7

WATKINS, Ashlyn

SEASON	TEAM	GP-GS	MIN/AVG	Field Goals		3-Point		F-Throws		Rebounds				Scoring						
				FG-FGA	FG%	3FG-3FGA	3FG%	FT-FTA	FT%	OFF	DEF	TOT	AVG	PF-FO	A	TO	BLK	STL	PTS	AVG
2022-23	USC	32-0	342/10.7	67-119	.563	1-3	.333	23-49	.469	41	58	99	3.1	31-0	14	28	25	22	158	4.9
2023-24	USC	6-0	116/19.4	29-49	.592	0-0	.000	6-12	.500	19	23	42	7.0	14-0	9	7	20	7	64	10.7
TOTAL	38-0	458/12.1	96-168	.571	1-3	.333	29-61	.475	60	81	141	3.7	45-0	23	35	45	29	222	5.8	



2023-24 South Carolina Women's Basketball
Individual Game-by-Game
All games

Page 3/11
as of Dec 01, 2023

#5 JOHNSON, Tessa

Opponent	Date	GS	MIN	Total		3-Pointers		Free throws		Rebounds				PF	A	TO	BLK	STL	PTS	AVG
				FG-FGA	PCT	3FG-3FGA	PCT	FT-FTA	PCT	OFF	DEF	TOT	AVG							
vs Notre Dame	11/06/2023		12:28	0-2	.000	0-1	.000	1-2	.500	0	0	0	0.0	1	2	1	0	1	1	1.0
Maryland	11/12/2023		18:32	4-7	.571	2-4	.500	2-3	.667	0	7	7	3.5	3	4	2	0	3	12	6.5
at North Carolina	11/30/2023		09:24	0-0	.000	0-0	.000	0-0	.000	0	0	0	2.3	0	0	2	0	0	0	4.3
Totals		0	40:24	4-9	.444	2-5	.400	3-5	.600	0	7	7	2.3	4	6	5	0	4	13	4.3

JOHNSON, Tessa

				Field Goals		3-Point		F-Throws		Rebounds				Scoring						
SEASON	TEAM	GP-GS	MIN/AVG	FG-FGA	FG%	3FG-3FGA	3FG%	FT-FTA	FT%	OFF	DEF	TOT	AVG	PF-FO	A	TO	BLK	STL	PTS	AVG
2023-24	USC	3-0	40/13.5	4-9	.444	2-5	.400	3-5	.600	0	7	7	2.3	4-0	6	5	0	4	13	4.3
TOTAL		3-0	40/13.5	4-9	.444	2-5	.400	3-5	.600	0	7	7	2.3	4-0	6	5	0	4	13	4.3



2023-24 South Carolina Women's Basketball
Individual Game-by-Game
All games

Page 4/11
as of Dec 01, 2023

#10 CARDOSO, Kamilla

Opponent	Date	GS	MIN	Total		3-Pointers		Free throws		Rebounds				PF	A	TO	BLK	STL	PTS	AVG
				FG-FGA	PCT	3FG-3FGA	PCT	FT-FTA	PCT	OFF	DEF	TOT	AVG							
vs Notre Dame	11/06/2023	*	24:22	9-14	.643	0-0	.000	2-3	.667	6	9	15	15.0	2	1	2	4	0	20	20.0
Maryland	11/12/2023	*	24:52	5-7	.714	0-0	.000	2-2	1.000	1	6	7	11.0	4	2	1	2	0	12	16.0
Clemson	11/16/2023	*	22:57	6-9	.667	0-0	.000	3-7	.429	4	9	13	11.7	1	4	2	3	0	15	15.7
South Dakota St.	11/20/2023	*	32:10	8-12	.667	0-0	.000	7-8	.875	5	5	10	11.3	1	0	0	6	1	23	17.5
Mississippi Val.	11/24/2023	*	20:34	7-13	.538	0-0	.000	0-3	.000	5	5	10	11.0	1	3	0	5	0	14	16.8
at North Carolina	11/30/2023	*	32:52	2-5	.400	0-0	.000	2-4	.500	3	13	16	11.8	5	2	2	4	2	6	15.0
Totals		6	157:47	37-60	.617	0-0	.000	16-27	.593	24	47	71	11.8	14	12	7	24	3	90	15.0

CARDOSO, Kamilla

				Field Goals		3-Point		F-Throws		Rebounds				Scoring						
SEASON	TEAM	GP-GS	MIN/AVG	FG-FGA	FG%	3FG-3FGA	3FG%	FT-FTA	FT%	OFF	DEF	TOT	AVG	PF-FO	A	TO	BLK	STL	PTS	AVG
2020-21	SU	24-23	565/23.5	132-229	.576	0-1	.000	62-103	.602	82	111	193	8.0	65-0	16	42	65	15	326	13.6
2021-22	USC	32-0	424/13.3	68-123	.553	0-0	.000	38-53	.717	61	103	164	5.1	49-0	31	39	46	11	174	5.4
2022-23	USC	36-0	678/18.8	138-247	.559	0-0	.000	77-111	.694	134	173	307	8.5	69-1	33	39	70	14	353	9.8
2023-24	USC	6-6	158/26.3	37-60	.617	0-0	.000	16-27	.593	24	47	71	11.8	14-1	12	7	24	3	90	15.0
TOTAL FOR USC		74-6	1260/17.0	243-430	.565	0-0	.000	131-191	.686	219	323	542	7.3	132-2	76	85	140	28	617	8.3
TOTAL		98-29	1824/18.6	375-659	.569	0-1	.000	193-294	.656	301	434	735	7.5	197-2	92	127	205	43	943	9.6



2023-24 South Carolina Women's Basketball
Individual Game-by-Game
All games

Page 5/11
as of Dec 01, 2023

#12 FULWILEY, MiLaysia

Opponent	Date	GS	MIN	Total		3-Pointers		Free throws		Rebounds				PF	A	TO	BLK	STL	PTS	AVG
				FG-FGA	PCT	3FG-3FGA	PCT	FT-FTA	PCT	OFF	DEF	TOT	AVG							
vs Notre Dame	11/06/2023		25:57	8-14	.571	1-4	.250	0-2	.000	0	1	1	1.0	2	6	1	1	6	17	17.0
Maryland	11/12/2023		14:46	4-8	.500	2-4	.500	2-2	1.000	0	1	1	1.0	2	2	1	2	2	12	14.5
Clemson	11/16/2023		16:11	7-13	.538	4-7	.571	0-0	.000	3	6	9	3.7	5	3	3	0	1	18	15.7
South Dakota St.	11/20/2023	*	34:16	5-16	.313	0-4	.000	1-1	1.000	2	3	5	4.0	2	3	2	2	0	11	14.5
Mississippi Val.	11/24/2023		26:14	6-12	.500	0-5	.000	5-7	.714	0	4	4	4.0	3	5	4	2	1	17	15.0
at North Carolina	11/30/2023		03:23	0-1	.000	0-0	.000	0-0	.000	0	0	0	3.3	1	0	0	1	0	0	12.5
Totals		1	120:48	30-64	.469	7-24	.292	8-12	.667	5	15	20	3.3	15	19	11	8	10	75	12.5

FULWILEY, MiLaysia

SEASON	TEAM	GP-GS	MIN/AVG	Field Goals		3-Point		F-Throws		Rebounds				Scoring						
				FG-FGA	FG%	3FG-3FGA	3FG%	FT-FTA	FT%	OFF	DEF	TOT	AVG	PF-FO	A	TO	BLK	STL	PTS	AVG
2023-24	USC	6-1	121/20.1	30-64	.469	7-24	.292	8-12	.667	5	15	20	3.3	15-1	19	11	8	10	75	12.5
TOTAL		6-1	121/20.1	30-64	.469	7-24	.292	8-12	.667	5	15	20	3.3	15-1	19	11	8	10	75	12.5



2023-24 South Carolina Women's Basketball
Individual Game-by-Game
All games

Page 6/11
as of Dec 01, 2023

#20 FEAGIN, Sania

Opponent	Date	GS	MIN	Total		3-Pointers		Free throws		Rebounds				PF	A	TO	BLK	STL	PTS	AVG
				FG-FGA	PCT	3FG-3FGA	PCT	FT-FTA	PCT	OFF	DEF	TOT	AVG							
vs Notre Dame	11/06/2023		13:56	6-9	.667	0-0	.000	0-0	.000	3	1	4	4.0	2	0	2	0	0	12	12.0
Maryland	11/12/2023		13:36	4-7	.571	0-0	.000	0-0	.000	3	3	6	5.0	3	1	0	0	0	8	10.0
Clemson	11/16/2023		20:42	2-6	.333	0-2	.000	2-4	.500	2	4	6	5.3	1	1	1	0	1	6	8.7
South Dakota St.	11/20/2023		15:29	3-8	.375	0-0	.000	0-0	.000	2	4	6	5.5	0	1	0	1	1	6	8.0
Mississippi Val.	11/24/2023		21:04	5-8	.625	0-0	.000	2-2	1.000	2	3	5	5.4	2	4	3	2	0	12	8.8
at North Carolina	11/30/2023		02:38	0-2	.000	0-0	.000	0-0	.000	0	0	0	4.5	0	0	0	0	0	0	7.3
Totals		0	87:25	20-40	.500	0-2	.000	4-6	.667	12	15	27	4.5	8	7	6	3	2	44	7.3

FEAGIN, Sania

SEASON	TEAM	GP-GS	MIN/AVG	Field Goals		3-Point		F-Throws		Rebounds				Scoring						
				FG-FGA	FG%	3FG-3FGA	3FG%	FT-FTA	FT%	OFF	DEF	TOT	AVG	PF-FO	A	TO	BLK	STL	PTS	AVG
2021-22	USC	31-0	132/4.3	21-34	.618	0-0	.000	16-28	.571	14	31	45	1.5	19-0	6	18	12	5	58	1.9
2022-23	USC	27-0	213/7.9	54-90	.600	1-1	1.000	22-30	.733	29	36	65	2.4	31-0	7	22	19	4	131	4.9
2023-24	USC	6-0	87/14.6	20-40	.500	0-2	.000	4-6	.667	12	15	27	4.5	8-0	7	6	3	2	44	7.3
TOTAL		64-0	432/6.8	95-164	.579	1-3	.333	42-64	.656	55	82	137	2.1	58-0	20	46	34	11	233	3.6



2023-24 South Carolina Women's Basketball
Individual Game-by-Game
All games

Page 7/11
as of Dec 01, 2023

#21 KITTS, Chloe

Opponent	Date	GS	MIN	Total		3-Pointers		Free throws		Rebounds				PF	A	TO	BLK	STL	PTS	AVG
				FG-FGA	PCT	3FG-3FGA	PCT	FT-FTA	PCT	OFF	DEF	TOT	AVG							
vs Notre Dame	11/06/2023	*	12:55	2-3	.667	0-0	.000	3-3	1.000	0	1	1	1.0	1	2	1	2	0	7	7.0
Maryland	11/12/2023	*	20:38	5-11	.455	0-0	.000	3-6	.500	3	7	10	5.5	0	1	0	1	1	13	10.0
Clemson	11/16/2023	*	10:28	5-6	.833	0-0	.000	2-3	.667	1	1	2	4.3	0	1	0	0	1	12	10.7
South Dakota St.	11/20/2023	*	19:05	2-7	.286	0-1	.000	1-4	.250	3	6	9	5.5	2	0	1	1	0	5	9.3
Mississippi Val.	11/24/2023	*	18:50	4-7	.571	0-0	.000	3-4	.750	1	4	5	5.4	1	1	0	2	0	11	9.6
at North Carolina	11/30/2023	*	19:49	3-10	.300	0-0	.000	5-6	.833	1	2	3	5.0	2	0	2	0	0	11	9.8
Totals		6	101:45	21-44	.477	0-1	.000	17-26	.654	9	21	30	5.0	6	5	4	6	2	59	9.8

KITTS, Chloe

SEASON	TEAM	GP-GS	MIN/AVG	Field Goals		3-Point		F-Throws		Rebounds				Scoring						
				FG-FGA	FG%	3FG-3FGA	3FG%	FT-FTA	FT%	OFF	DEF	TOT	AVG	PF-FO	A	TO	BLK	STL	PTS	AVG
2022-23	USC	18-0	124/6.9	12-32	.375	1-4	.250	4-8	.500	9	20	29	1.6	11-0	12	8	1	4	29	1.6
2023-24	USC	6-6	102/17.0	21-44	.477	0-1	.000	17-26	.654	9	21	30	5.0	6-0	5	4	6	2	59	9.8
TOTAL		24-6	226/9.4	33-76	.434	1-5	.200	21-34	.618	18	41	59	2.5	17-0	17	12	7	6	88	3.7



2023-24 South Carolina Women's Basketball
Individual Game-by-Game
All games

Page 8/11
as of Dec 01, 2023

#23 HALL, Bree

Opponent	Date	GS	MIN	Total		3-Pointers		Free throws		Rebounds				PF	A	TO	BLK	STL	PTS	AVG
				FG-FGA	PCT	3FG-3FGA	PCT	FT-FTA	PCT	OFF	DEF	TOT	AVG							
vs Notre Dame	11/06/2023	*	26:25	2-8	.250	1-4	.250	2-2	1.000	1	2	3	3.0	0	1	0	0	0	7	7.0
Maryland	11/12/2023	*	23:53	5-9	.556	2-4	.500	0-0	.000	1	0	1	2.0	2	2	2	1	0	12	9.5
Clemson	11/16/2023	*	23:34	3-10	.300	1-5	.200	1-2	.500	0	5	5	3.0	1	1	2	1	1	8	9.0
South Dakota St.	11/20/2023	*	25:52	2-9	.222	0-3	.000	1-2	.500	2	5	7	4.0	0	2	0	1	1	5	8.0
Mississippi Val.	11/24/2023	*	22:02	2-9	.222	1-6	.167	0-0	.000	2	0	2	3.6	0	3	2	0	1	5	7.4
at North Carolina	11/30/2023	*	33:04	5-6	.833	3-4	.750	2-2	1.000	0	1	1	3.2	3	0	1	1	0	15	8.7
Totals		6	154:50	19-51	.373	8-26	.308	6-8	.750	6	13	19	3.2	6	9	7	4	3	52	8.7

HALL, Bree

SEASON	TEAM	GP-GS	MIN/AVG	Field Goals		3-Point		F-Throws		Rebounds				Scoring						
				FG-FGA	FG%	3FG-3FGA	3FG%	FT-FTA	FT%	OFF	DEF	TOT	AVG	PF-FO	A	TO	BLK	STL	PTS	AVG
2021-22	USC	36-0	334/9.3	32-102	.314	14-46	.304	19-30	.633	12	41	53	1.5	43-0	1	23	1	5	97	2.7
2022-23	USC	35-0	487/13.9	66-163	.405	23-64	.359	19-31	.613	23	42	65	1.9	37-0	10	16	11	11	174	5.0
2023-24	USC	6-6	155/25.8	19-51	.373	8-26	.308	6-8	.750	6	13	19	3.2	6-0	9	7	4	3	52	8.7
TOTAL		77-6	976/12.7	117-316	.370	45-136	.331	44-69	.638	41	96	137	1.8	86-0	20	46	16	19	323	4.2



2023-24 South Carolina Women's Basketball
Individual Game-by-Game
All games

Page 9/11
as of Dec 01, 2023

#24 JAH, Sahnya

Opponent	Date	GS	MIN	Total		3-Pointers		Free throws		Rebounds				PF	A	TO	BLK	STL	PTS	AVG
				FG-FGA	PCT	3FG-3FGA	PCT	FT-FTA	PCT	OFF	DEF	TOT	AVG							
vs Notre Dame	11/06/2023		08:02	2-4	.500	0-0	.000	0-0	.000	2	3	5	5.0	2	2	1	0	1	4	4.0
Maryland	11/12/2023		04:16	3-4	.750	0-1	.000	1-3	.333	0	1	1	3.0	0	0	0	0	0	7	5.5
Clemson	11/16/2023		14:08	3-9	.333	1-4	.250	1-2	.500	3	1	4	3.3	3	1	1	0	1	8	6.3
South Dakota St.	11/20/2023		17:44	1-5	.200	0-2	.000	0-0	.000	0	1	1	2.8	0	1	1	1	2	2	5.3
Mississippi Val.	11/24/2023		14:56	1-5	.200	0-1	.000	0-0	.000	1	6	7	3.6	1	4	0	0	1	2	4.6
at North Carolina	11/30/2023		01:59	0-1	.000	0-0	.000	0-0	.000	0	0	0	3.0	1	0	0	0	0	3.8	
Totals		0	61:05	10-28	.357	1-8	.125	2-5	.400	6	12	18	3.0	7	8	3	1	5	23	3.8

JAH, Sahnya

				Field Goals		3-Point		F-Throws		Rebounds				Scoring						
SEASON	TEAM	GP-GS	MIN/AVG	FG-FGA	FG%	3FG-3FGA	3FG%	FT-FTA	FT%	OFF	DEF	TOT	AVG	PF-FO	A	TO	BLK	STL	PTS	AVG
2023-24	USC	6-0	61/10.2	10-28	.357	1-8	.125	2-5	.400	6	12	18	3.0	7-0	8	3	1	5	23	3.8
TOTAL		6-0	61/10.2	10-28	.357	1-8	.125	2-5	.400	6	12	18	3.0	7-0	8	3	1	5	23	3.8



2023-24 South Carolina Women's Basketball
Individual Game-by-Game
All games

Page 10/11
as of Dec 01, 2023

#25 JOHNSON, Raven

Opponent	Date	GS	MIN	Total		3-Pointers		Free throws		Rebounds				PF	A	TO	BLK	STL	PTS	AVG
				FG-FGA	PCT	3FG-3FGA	PCT	FT-FTA	PCT	OFF	DEF	TOT	AVG							
vs Notre Dame	11/06/2023	*	22:02	5-10	.500	1-3	.333	0-0	.000	0	2	2	2.0	3	7	2	0	1	11	11.0
Maryland	11/12/2023	*	29:08	3-8	.375	2-3	.667	0-0	.000	0	3	3	2.5	1	8	1	0	1	8	9.5
Clemson	11/16/2023	*	32:26	3-8	.375	0-3	.000	0-0	.000	2	6	8	4.3	2	17	2	0	5	6	8.3
South Dakota St.	11/20/2023	*	29:21	9-13	.692	0-2	.000	0-1	.000	2	1	3	4.0	0	6	1	0	5	18	10.8
Mississippi Val.	11/24/2023	*	24:25	4-5	.800	2-3	.667	2-2	1.000	1	7	8	4.8	0	5	1	0	5	12	11.0
at North Carolina	11/30/2023	*	37:07	3-8	.375	0-1	.000	3-6	.500	0	7	7	5.2	2	2	4	0	3	9	10.7
Totals		6	174:29	27-52	.519	5-15	.333	5-9	.556	5	26	31	5.2	8	45	11	0	20	64	10.7

JOHNSON, Raven

				Field Goals		3-Point		F-Throws		Rebounds				Scoring						
SEASON	TEAM	GP-GS	MIN/AVG	FG-FGA	FG%	3FG-3FGA	3FG%	FT-FTA	FT%	OFF	DEF	TOT	AVG	PF-FO	A	TO	BLK	STL	PTS	AVG
2021-22	USC	2-0	8/4.2	0-1	.000	0-0	.000	0-0	.000	0	1	1	0.5	0-0	0	1	0	0	0	0.0
2022-23	USC	36-3	674/18.7	60-163	.368	14-58	.241	17-26	.654	20	74	94	2.6	38-0	123	52	13	40	151	4.2
2023-24	USC	6-6	174/29.1	27-52	.519	5-15	.333	5-9	.556	5	26	31	5.2	8-0	45	11	0	20	64	10.7
TOTAL		44-9	857/19.5	87-216	.403	19-73	.260	22-35	.629	25	101	126	2.9	46-0	168	64	13	60	215	4.9



2023-24 South Carolina Women's Basketball
Individual Game-by-Game
All games

Page 11/11
as of Dec 01, 2023

#35 WALKER, Sakima

Opponent	Date	GS	MIN	Total		3-Pointers		Free throws		Rebounds				PF	A	TO	BLK	STL	PTS	AVG
				FG-FGA	PCT	3FG-3FGA	PCT	FT-FTA	PCT	OFF	DEF	TOT	AVG							
vs Notre Dame	11/06/2023		08:35	0-1	.000	0-0	.000	0-0	.000	0	1	1	1.0	1	0	2	0	0	0	0.0
Maryland	11/12/2023		03:46	0-0	.000	0-0	.000	3-4	.750	1	0	1	1.0	0	0	0	0	0	3	1.5
Clemson	11/16/2023		15:29	4-4	1.000	0-0	.000	2-2	1.000	1	5	6	2.7	3	0	0	1	0	10	4.3
South Dakota St.	11/20/2023		07:38	0-0	.000	0-0	.000	0-0	.000	0	1	1	2.3	0	0	0	1	1	0	3.3
Mississippi Val.	11/24/2023		10:46	1-1	1.000	0-0	.000	2-2	1.000	1	4	5	2.8	0	0	0	0	0	4	3.4
at North Carolina	11/30/2023		04:29	0-1	.000	0-0	.000	0-0	.000	0	0	0	2.3	1	0	1	0	0	0	2.8
Totals		0	50:43	5-7	.714	0-0	.000	7-8	.875	3	11	14	2.3	5	0	3	2	1	17	2.8

WALKER, Sakima

SEASON	TEAM	GP-GS	MIN/AVG	Field Goals		3-Point		F-Throws		Rebounds				Scoring						
				FG-FGA	FG%	3FG-3FGA	3FG%	FT-FTA	FT%	OFF	DEF	TOT	AVG	PF	FO	A	TO	BLK	STL	PTS
2020-21	RU	15-0	144/9.6	20-27	.741	0-0	.000	9-13	.692	14	17	31	2.1	16-0	4	16	5	4	49	3.3
2021-22	RU	17-2	199/11.7	35-71	.493	0-0	.000	10-21	.476	17	31	48	2.8	10-0	2	14	9	14	80	4.7
2023-24	USC	6-0	51/8.5	5-7	.714	0-0	.000	7-8	.875	3	11	14	2.3	5-0	0	3	2	1	17	2.8
TOTAL FOR USC		6-0	51/8.5	5-7	.714	0-0	.000	7-8	.875	3	11	14	2.3	5-0	0	3	2	1	17	2.8
TOTAL		38-2	394/10.4	60-105	.571	0-0	.000	26-42	.619	34	59	93	2.4	31-0	6	33	16	19	146	3.8

2023-24 VS. RANKED OPPONENTS



2023-24 South Carolina Women's Basketball
Combined Team Statistics
Specific games

Page 1/1
as of Dec 01, 2023

Game Records

Record	Overall	Home	Away	Neutral
ALL GAMES	3-0	1-0	1-0	1-0
CONFERENCE	0-0	0-0	0-0	0-0
NON-CONFERENCE	3-0	1-0	1-0	1-0

Score by Periods

Team	1st	2nd	3rd	4th	OT	TOT
South Carolina	50	72	76	81	0	279
Opponents	60	38	51	56	0	205

Team Box Score

No.	Player	Total			3-Point		F-Throw		Rebounds				Other				PTS	AVG				
		GP-GS	MIN	AVG	FG-FGA	FG%	3FG-3FGA	3FG%	FT-FTA	FT%	OFF	DEF	TOT	AVG	PF	DQ			A	TO	BLK	STL
0	PAOPAO, Te-Hina	3-3	94:25	31.5	16-36	.444	9-18	.500	1-2	.500	0	8	8	2.7	3	0	18	4	0	5	42	14.0
10	CARDOSO, Kamilla	3-3	82:06	27.4	16-26	.615	0-0	.000	6-9	.667	10	28	38	12.7	11	1	5	5	10	2	38	12.7
23	HALL, Bree	3-3	83:22	27.8	12-23	.522	6-12	.500	4-4	1.000	2	3	5	1.7	5	0	3	3	2	0	34	11.3
21	KITTS, Chloe	3-3	53:22	17.8	10-24	.417	0-0	.000	11-15	.733	4	10	14	4.7	3	0	3	3	3	1	31	10.3
2	WATKINS, Ashlyn	3-0	52:41	17.6	12-22	.545	0-0	.000	6-8	.750	9	11	20	6.7	11	0	4	2	10	1	30	10.0
12	FULWILEY, MiLaysia	3-0	44:07	14.7	12-23	.522	3-8	.375	2-4	.500	0	2	2	0.7	5	0	8	2	4	8	29	9.7
25	JOHNSON, Raven	3-3	88:17	29.4	11-26	.423	3-7	.429	3-6	.500	0	12	12	4.0	6	0	17	7	0	5	28	9.3
20	FEAGIN, Sania	3-0	30:10	10.1	10-18	.556	0-0	.000	0-0	.000	6	4	10	3.3	5	0	1	2	0	0	20	6.7
5	JOHNSON, Tessa	3-0	40:24	13.5	4-9	.444	2-5	.400	3-5	.600	0	7	7	2.3	4	0	6	5	0	4	13	4.3
24	JAH, Sahnya	3-0	14:17	4.8	5-9	.556	0-1	.000	1-3	.333	2	4	6	2.0	3	0	2	1	0	1	11	3.7
35	WALKER, Sakima	3-0	16:50	5.6	0-2	.000	0-0	.000	3-4	.750	1	1	2	0.7	2	0	0	3	0	0	3	1.0
Team											7	8	15									
Total		3	600		108-218	.495	23-51	.451	40-60	.667	41	98	139	46.3	58	1	67	37	29	27	279	93.0
Opponents		3	600		75-214	.350	20-63	.317	35-50	.700	47	75	122	40.7	66	1	39	47	12	18	205	68.3

Team Statistics

	USC	OPP
Scoring	279	205
Points per game	93.0	68.3
Scoring margin	+24.7	-
Field goals-att	108-218	75-214
Field goal pct	.495	.350
3 point fg-att	23-51	20-63
3-point FG pct	.451	.317
3-pt FG made per game	7.7	6.7
Free throws-att	40-60	35-50
Free throw pct	.667	.700
F-Throws made per game	13.3	11.7
Rebounds	139	122
Rebounds per game	46.3	40.7
Rebounding margin	+5.7	-
Assists	67	39
Assists per game	22.3	13.0
Turnovers	37	47
Turnovers per game	12.3	15.7
Turnover margin	+3.3	-
Assist/turnover ratio	1.8	0.8
Steals	27	18
Steals per game	9.0	6.0
Blocks	29	12
Blocks per game	9.7	4.0
Winning streak	3	-
Home win streak	1	-
Attendance	16007	6319
Home games-Avg/Game	1-16007	1-6319
Neutral site-Avg/Game	-	1-3203

Team Results

Date	Opponent	Score	Att.
11/06/2023	vs Notre Dame	W 100-71	3203
11/12/2023	Maryland	W 114-76	16007
11/30/2023	at North Carolina	W 65-58	6319



2023-24 South Carolina Women's Basketball Combined Team Statistics All games

Page 1/1
as of Dec 01, 2023

Game Records

Record	Overall	Home	Away	Neutral
ALL GAMES	6-0	4-0	1-0	1-0
CONFERENCE	0-0	0-0	0-0	0-0
NON-CONFERENCE	6-0	4-0	1-0	1-0

Score by Periods

Team	1st	2nd	3rd	4th	OT	TOT
South Carolina	122	150	146	149	0	567
Opponents	85	62	81	74	0	302

Team Box Score

No.	Player				Total		3-Point		F-Throw		Rebounds											
		GP-GS	MIN	AVG	FG-FGA	FG%	3FG-3FGA	3FG%	FT-FTA	FT%	OFF	DEF	TOT	AVG	PF	DQ	A	TO	BLK	STL	PTS	AVG
10	CARDOSO, Kamilla	6-6	157:47	26.3	37-60	.617	0-0	.000	16-27	.593	24	47	71	11.8	14	1	12	7	24	3	90	15.0
0	PAOPAO, Te-Hina	5-5	134:24	26.9	25-51	.490	15-28	.536	1-2	.500	2	17	19	3.8	3	0	20	7	1	5	66	13.2
12	FULWILEY, MiLaysia	6-1	120:48	20.1	30-64	.469	7-24	.292	8-12	.667	5	15	20	3.3	15	1	19	11	8	10	75	12.5
2	WATKINS, Ashlyn	6-0	116:21	19.4	29-49	.592	0-0	.000	6-12	.500	19	23	42	7.0	14	0	9	7	20	7	64	10.7
25	JOHNSON, Raven	6-6	174:29	29.1	27-52	.519	5-15	.333	5-9	.556	5	26	31	5.2	8	0	45	11	0	20	64	10.7
21	KITTS, Chloe	6-6	101:45	17.0	21-44	.477	0-1	.000	17-26	.654	9	21	30	5.0	6	0	5	4	6	2	59	9.8
23	HALL, Bree	6-6	154:50	25.8	19-51	.373	8-26	.308	6-8	.750	6	13	19	3.2	6	0	9	7	4	3	52	8.7
20	FEAGIN, Sania	6-0	87:25	14.6	20-40	.500	0-2	.000	4-6	.667	12	15	27	4.5	8	0	7	6	3	2	44	7.3
5	JOHNSON, Tessa	3-0	40:24	13.5	4-9	.444	2-5	.400	3-5	.600	0	7	7	2.3	4	0	6	5	0	4	13	4.3
24	JAH, Sahnya	6-0	61:05	10.2	10-28	.357	1-8	.125	2-5	.400	6	12	18	3.0	7	0	8	3	1	5	23	3.8
35	WALKER, Sakima	6-0	50:43	8.5	5-7	.714	0-0	.000	7-8	.875	3	11	14	2.3	5	0	0	3	2	1	17	2.8
Team											13	19	32					1				
Total		6	1200		227-455	.499	38-109	.349	75-120	.625	104	226	330	55.0	90	2	140	72	69	62	567	94.5
Opponents		6	1200		116-415	.280	26-123	.211	44-73	.603	83	138	221	36.8	112	2	55	103	18	34	302	50.3

Team Statistics

	USC	OPP
Scoring	567	302
Points per game	94.5	50.3
Scoring margin	+44.2	-
Field goals-att	227-455	116-415
Field goal pct	.499	.280
3 point fg-att	38-109	26-123
3-point FG pct	.349	.211
3-pt FG made per game	6.3	4.3
Free throws-att	75-120	44-73
Free throw pct	.625	.603
F-Throws made per game	12.5	7.3
Rebounds	330	221
Rebounds per game	55.0	36.8
Rebounding margin	+18.2	-
Assists	140	55
Assists per game	23.3	9.2
Turnovers	72	103
Turnovers per game	12.0	17.2
Turnover margin	+5.2	-
Assist/turnover ratio	1.9	0.5
Steals	62	34
Steals per game	10.3	5.7
Blocks	69	18
Blocks per game	11.5	3.0
Winning streak	6	-
Home win streak	4	-
Attendance	62184	6319
Home games-Avg/Game	4-15546	1-6319
Neutral site-Avg/Game	-	1-3203

Team Results

Date	Opponent	Score	Att.
11/06/2023	vs Notre Dame	100-71	3203
11/12/2023	Maryland	W 114-76	16007
11/16/2023	Clemson	W 109-40	16820
11/20/2023	South Dakota St.	W 78-38	14799
11/24/2023	Mississippi Val.	W 101-19	14558
11/30/2023	at North Carolina	W 65-58	6319