



SOUTH CAROLINA WOMEN'S BASKETBALL

Dir. Communications/PR: Diana Koval | Office: 803.777.7977 | Cell: 314.369.6050 | Email: dkoval@mailbox.sc.edu
 Web: www.GamecocksOnline.com | Twitter: @GamecockWBB | Instagram: @GamecockWBB | TikTok: @GamecockWBB | Facebook: @GamecockWBB

#1/1 SOUTH CAROLINA (10-0) AT BOWLING GREEN ST. (6-2) DECEMBER 19, 2023 – 7 P.M. – BOWLING GREEN, OHIO – STROH CENTER

HOW TO FOLLOW

TV: ESPN+ (Brad Woznicki, Brandon Bosch)
 Radio: 1320 AM / SiriusXM Ch 119 or 190 (Brad Muller)
 Live Stats: GamecocksOnline.com

THE MATCHUP

GAMECOCKS

10-0, 0-0 SEC

Ranking: 1/1 (AP/Coaches)
 Head Coach: Dawn Staley
 Record at SC: 412-106 (16th)
 Career Record: 584-186 (24th)
 Top Scorer: Kamilla Cardoso (14.4)
 Top Rebounder: Kamilla Cardoso (10.7)



FALCONS

6-2, 0-0 MAC

Ranking: -/- (AP/Coaches)
 Head Coach: Fred Chmiel
 Record at BGSU: 6-2 (1st)
 Career Record: Same
 Top Scorer: Lexi Fleming (17.4)
 Top Rebounder: Lexi Fleming (4.9)



THE SERIES

South Carolina Record: 1-0
 H: 1-0 A: 0-0 N: 0-0
 Current Streak: Won 1
 Last Meeting: W, 93-50, 3/14/90 in Columbia (NCAA Tour.)
 First Meeting: Same

GAMECOCK NOTABLES

- South Carolina's bench averages 36.5 points per game on 55.0 percent shooting, accounting for 39.5 percent of the Gamecocks' offense. The six-woman group has pulled down 18.4 of the team's NCAA-best 51.4 rebounds per game.
- The Gamecocks' NCAA-best 10.3 blocks per game are a full team effort, but the SEC's top two shot blockers – Kamilla Cardoso (3.5, 4th in NCAA) and Ashlyn Watkins (3.0, 6th in NCAA) – have done a lion's share of the work. The two combined for 13 of the team's program-record tying 17 blocks against Presbyterian on Saturday.
- A Gamecock has picked up SEC Player of the Week honors three times through the season's first five weeks – Kamilla Cardoso (Nov. 14), Raven Johnson (Nov. 21), Te-Hina Paopao (Dec. 12).
- National Player of the Year candidate Kamilla Cardoso has scored in double figures in all but one game this season and is 17th in the nation in field goal percentage, hitting an SEC-best 62.0 percent. She has five double-doubles in the Gamecocks' 10 games.
- Sophomore Chloe Kitts earned a starting job in the season opener and has been improving by the game to hold onto it. Over the last five games, Kitts is the team's third-highest scorer at 10.8 per game to go with 8.6 rebounds and 2.6 assists per game.
- Senior Te-Hina Paopao's leadership goes beyond her stats to how she manages each game and her role in it. Her combination of outside shooting and court vision have her averaging 12.3 points and her teammates averaging 9.2 points off her assists, meaning her hands are on 21.6 points per game (22.9 percent of the total offense).
- Freshman MiLaysia Fulwiley has made an immediate impact as she averages 12.7 points, 3.1 assists and 1.5 blocks while playing just 18.9 minutes per game.

SCHEDULE/RESULTS

<i>Aflac Oui-Play (Paris, France)</i>		
Nov. 6	vs. #10/10 Notre Dame (ESPN)	W, 100-71
Nov. 12	#14/11 Maryland (ABC)	W, 114-76
Nov. 16	Clemson (SECN)	W, 109-40
Nov. 20	South Dakota State (SECN+)	W, 78-38
Nov. 24	Miss. Valley St. (SECN+)	W, 101-19
<i>ACC/SEC Challenge</i>		
Nov. 30	at #24/24 North Carolina (ESPN)	W, 65-58.
<i>Jimmy V Classic</i>		
Dec. 3	at Duke (ABC)	W, 77-61
Dec. 6	Morgan State (SECN+)	W, 104-38
<i>Basketball Hall of Fame Showcase (Uncasville, CT)</i>		
Dec. 10	vs. #11/7 Utah (ESPN)	W, 78-69
Dec. 16	Presbyterian (SECN+)	W, 99-29
Dec. 19	at Bowling Green (ESPN+)	7 p.m.
Dec. 30	at East Carolina (ESPN2)	Noon
Jan. 4	at Florida* (SECN)	7 p.m.
Jan. 7	Mississippi State* (ESPN)	1 p.m.
Jan. 11	at Missouri* (SECN+)	8 p.m.
Jan. 15	Kentucky* (SECN)	7 p.m.
Jan. 21	at Texas A&M* (SECN)	5 p.m.
Jan. 25	at LSU* (ESPN)	8 p.m.
Jan. 28	Vanderbilt* (SECN) <i>We Back Pat</i>	3 p.m.
Feb. 1	at Auburn* (SECN+)	8 p.m.
Feb. 4	Ole Miss* (ESPN2) <i>Play 4 Kay</i>	2 p.m.
Feb. 8	Missouri* (SECN)	7 p.m.
Feb. 11	Connecticut (ESPN)	2 p.m.
Feb. 15	at Tennessee* (ESPN)	7 p.m.
Feb. 18	Georgia* (ABC)	1 p.m.
Feb. 22	Alabama* (SECN)	7 p.m.
Feb. 25	at Kentucky* (SECN)	3 p.m.
Feb. 29	at Arkansas* (SECN)	9 p.m.
Mar. 3	Tennessee* (ESPN)	Noon
Mar. 6-8	SEC Tournament (Greenville, SC)	

* indicates SEC game
 All Times Listed as Eastern and are subject to change
 Television outlet listed in parentheses

7.2

The Gamecocks are making 7.2 3-pointers per game this season, a high in the Staley era.

19.3












South Carolina averages 19.3 second-chance points per game this season.

+28.6

The Gamecocks are outscoring opponents in the paint by 28.6 points per game.

TALE OF THE TAPE

SOUTH CAROLINA	92.5	.521	.404	7.2	.648	12.9	49.9	+42.6	.286	.245	+18.7	21.2	+3.9	10.3	10.0
Points	FG%	3FG%	3FGM per Game	FT%	FTM per Game	Scoring Def.	Scoring Margin	FG% Def.	3FG% Def.	Reb. Margin	Assist Avg.	TO Margin	Blocks Avg.	Steals Avg.	
BOWLING GREEN ST.	69.5	.442	.384	8.3	.672	10.3	68.5	+1.0	.420	.283	-0.9	14.9	-1.6	2.9	7.5

0		<p>Te-Hina Paopao <i>tuh-HEE-nuh POW-pow</i></p> <p>5-0 • Sr. • Guard Oceanside, Calif.</p>	<p>Season</p> <p>PPG 12.3 APG 3.8 FG% .494 3FG% .511 FT% .700</p>	<p>Career*</p> <p>12.5 3.6 .426 .394 .853</p>	<p>LAST GM: 6 pts, 6 assts, 2 stls vs. PC NOTABLE: Good court vision and outside shooter ... 12th in NCAA in 3FG%, 3rd in SEC 3s/gm (2.67) ... Nancy Lieberman Award, Wooden Award Preseason Watch List ... Preseason All-SEC 2nd Team.</p>	<p>Career Highs Pts: 28 vs. Stanford, 3/2/23* Reb: 9 vs. Stanford, 2/15/21* Asst: 10 vs. USD, 3/23/23* Stl: 4, 2x, vs. Seatt., 11/12/22* 3FG: 7, 2x, vs. Stan., 3/23/23*</p>
2		<p>Ashlyn Watkins <i>ASH-lynn</i></p> <p>6-3 • So. • Forward Columbia, S.C.</p>	<p>Season</p> <p>PPG 9.2 RPG 6.8 BPG 3.0 FG% .603 FT% .455</p>	<p>Career</p> <p>6.0 4.0 1.3 .578 .465</p>	<p>LAST GM: 10 pts, 12 rebs, 6 blks vs. PC NOTABLE: Strong, effortlessly athletic ... developing midrange ... 6th in NCAA in blks/gm ... 13th in SEC with 2.9 offensive rpg ... 3 double-doubles ... first dunk in program history at Clemson (11/17/22).</p>	<p>Career Highs Pts: 16 vs. Cstl. Car., 12/21/22 Reb: 12 vs. Presby., 12/16/23 Blk: 6 vs. Presby., 12/16/23 Asst: 3, 2x, vs. SDSU, 11/20/23 Stl: 4 vs. S. Dakota St., 11/20/23</p>
5		<p>Tessa Johnson</p> <p>6-0 • Fr. • Guard Albertville, Minn.</p>	<p>Season</p> <p>PPG 6.3 RPG 1.4 APG 1.4 FG% .607 3FG% .600</p>	<p>Career</p> <p>6.3 1.4 1.4 .607 .600</p>	<p>LAST GM: 13 pts, 3 assts, 2 stls vs. PC NOTABLE: Outside scoring threat, growing defensively ... last 5 gms – 68.4 FG% ... #25 in 2023 Class ... McDonald's All-American (won 3-pt contest), Minn. Gatorade POY, MGBCA Miss Basketball.</p>	<p>Career Highs Pts: 16 vs. Morgan St, 12/6/23 Reb: 7 vs. Maryland, 11/12/23 Asst: 4 vs. Maryland, 11/12/23 Stl: 3 vs. Maryland, 11/12/23 3FG: 3 vs. Presby., 12/16/23</p>
10		<p>Kamilla Cardoso <i>kuh-MILL-uh car-DOE-zo</i></p> <p>6-7 • Sr. • Center Montes Claros, Brazil</p>	<p>Season</p> <p>PPG 14.4 RPG 10.7 BPG 3.5 FG% .620 FT% .682</p>	<p>Career*</p> <p>9.8 7.6 2.1 .572 .666</p>	<p>LAST GM: 12 pts, 9 rebs, 7 blks vs. PC NOTABLE: Dominant on both ends ... 17th in NCAA in dbl-dbls (5), 4th in bpg, 17th in rpg, 17th in FG%... All NPOY & Lisa Leslie watch lists ... 2023 FIBA AmeriCup MVP ... 2023 SEC 6th Woman of the Year.</p>	<p>Career Highs Pts: 25 vs. Lincoln, 12/2/20* Reb: 16, 2x, vs. Ark, 1/22/23* Assts: 6 vs. Buffalo, 11/20/21* Blk: 9 vs. Notre Dame, 1/31/21* Stl: 2, 7x, at Duke, 12/3/23*</p>
12		<p>MiLaysia Fulwiley <i>my-LAY-zhuh full-WHY-lee</i></p> <p>5-10 • Fr. • Guard Columbia, S.C.</p>	<p>Season</p> <p>PPG 12.7 APG 3.1 FG% .500 3FG% .333 FT% .727</p>	<p>Career</p> <p>12.7 3.1 .500 .333 .727</p>	<p>LAST GM: 18 pts, 4 assts, 3 blks vs. PC NOTABLE: Called a "generational player" by Staley ... gifted athlete who soaks up coaching ... 2nd on team in ppg ... 9th in SEC in bpg (1.5) ... #13 in Class of 2023 ... HS All-American ... 4x SCBCA Plyr of the Yr.</p>	<p>Career Highs Pts: 18, 2x, vs. Presby., 12/16/23 Reb: 9 vs. Clemson, 11/16/23 Asst: 6, 2x, last vs. MSU, 12/6/23 Stl: 6 vs. Notre Dame, 11/6/23 3FG: 4 vs. Clemson, 11/16/23</p>
20		<p>Sania Feagin <i>suh-NYE-uh FAY-ghin</i></p> <p>6-3 • Fr. • Forward Ellenwood, Ga.</p>	<p>Season</p> <p>PPG 6.0 RPG 3.9 BPG 0.4 FG% .540 FT% .600</p>	<p>Career</p> <p>3.7 2.2 0.5 .586 .647</p>	<p>LAST GM: 2 pts, 2 rebs, 1 asst vs. PC NOTABLE: Can be physical inside, also worked on perimeter in offseason ... 3 gms of 10+ points ... opened season with 12 pts vs. Notre Dame ... Katrina McClain Award Watch List.</p>	<p>Career Highs Pts: 15 vs. ETSU, 11/7/22 Reb: 7, 3x, vs. CCU, 12/21/22 Asst: 2, 2x, vs. NCAT, 11/29/21 Blk: 3, 3x, vs. CCU, 12/21/22 Stl: 2 at Georgia, 2/13/22</p>
21		<p>Chloe Kitts</p> <p>6-2 • So. • Forward Ovideo, Fla.</p>	<p>Season</p> <p>PPG 10.2 RPG 7.0 BPG 0.7 FG% .500 FT% .636</p>	<p>Career</p> <p>4.7 3.5 0.3 .462 .615</p>	<p>LAST GM: 11 pts, 10 resb, 2 assts vs. PC NOTABLE: Tenacious, hard worker, physical ... 7 gms 10+ pts, 3 gms 10+ rebs ... 2023 FIBA U19 World Cup gold medal ... early enrollee (Dec. 2022) after being ranked #17 overall in 2023 Class.</p>	<p>Career Highs Pts: 14 at Duke, 12/3/23 Reb: 14 vs. Morgan St., 12/6/23 Asst: 4, 2x, vs. Utah, 12/10/23 Blk: 2, 2x, vs. MVSU, 11/24/23 Stl: 2 vs. Ch. Sthrn., 12/18/22</p>
23		<p>Bree Hall</p> <p>6-0 • Jr. • Guard Dayton, Ohio</p>	<p>Season</p> <p>PPG 9.1 APG 1.3 FG% .410 3FG% .381 FT% .846</p>	<p>Career</p> <p>4.5 0.3 .379 .349 .662</p>	<p>LAST GM: 10 pts, 3 rebs, 2 3FGs vs. PC NOTABLE: Tough defender, explosive going to the rim, solid from outside ... last 5 gms – 10.8 ppg 54.5 FG% ... CSC Acad. All-District (2023) ... co-chair of SEC Basketball Leadership Council.</p>	<p>Career Highs Pts: 18 at Alabama, 1/29/23 Reb: 6, 2x, vs. USF, 3/19/23 Asst: 3, 2x, last vs. MSU, 12/6/23 Stl: 2, 3x, at Clem., 11/17/22 3FG: 4 at Alabama, 1/29/23</p>
24		<p>Sahnja Jah <i>suh-NYE-uh JAW</i></p> <p>6-0 • Fr. • Forward Alexandria, Va.</p>	<p>Season</p> <p>PPG 4.3 RPG 3.1 BPG 0.1 FG% .366 FT% .250</p>	<p>Career</p> <p>4.3 3.1 0.1 .366 .250</p>	<p>LAST GM: 5 pts, 5 rebs vs. PC NOTABLE: Incredibly athletic, fearless, competitive on both sides of the ball ... #40 overall in Class of 2023 ... WBCA Hon. Men. All-Amer. ... led Montverde to 2023 GEICO HS National Championship.</p>	<p>Career Highs Pts: 8 vs. Clemson, 11/16/23 Reb: 7 vs. MVSU, 11/24/23 Asst: 4 vs. MVSU, 11/24/23 Blk: 1 vs. S. Dakota St., 11/20/23 Stl: 2 vs. S. Dakota St., 11/20/23</p>
25		<p>Raven Johnson</p> <p>5-9 • So. • Guard Atlanta, Ga.</p>	<p>Season</p> <p>PPG 9.9 APG 6.4 FG% .529 3FG% .435 FT% .556</p>	<p>Career</p> <p>5.1 3.9 .415 .296 .629</p>	<p>LAST GM: 2 pts, 2 rebs, 4 assts vs. Utah NOTABLE: Great instincts ... quick with ball and decision maker ... best career FG%ages ... 16th in NCAA in avg, 28th in A:TO (2.76) ... 2023 SEC All-Freshman Team ... 2023 FIBA AmeriCup silver medal.</p>	<p>Career Highs Pts: 18 vs. S. Dak. St., 11/20/23 Reb: 8, 2x, vs. MVSU, 11/24/23 Asst: 17 vs. Clemson, 11/16/23 Stl: 5, 3x, vs. MVSU, 11/24/23 3FG: 3, 2x, at Duke, 12/3/23</p>
35		<p>Sakima Walker <i>suh-KEY-muh</i></p> <p>6-5 • Sr. • Center Columbus, Ohio</p>	<p>Season</p> <p>PPG 3.1 RPG 1.7 BPG 0.4 FG% .667 FT% .917</p>	<p>Career*</p> <p>3.8 2.3 0.4 .575 .652</p>	<p>LAST GM: 12 pts, 1 reb, 2 stls vs. PC NOTABLE: Scorer, rebounder, rim defender ... NJCAA D1 Player of the Year and Tournament MVP, led NW Florida to 2023 national title ... 13 double-doubles in 32 games last season.</p>	<p>Career Highs Pts: 13 vs. Wagner, 12/18/21* Reb: 8 vs. Sac. Heart, 12/20/20* Asst: 2 vs. Hamp., 12/18/20* Blk: 3 vs. Hamp., 12/18/20* Stl: 3, 3x, C Conn St., 12/14/21*</p>

* indicates includes games at previous NCAA Div. I institution

QUICK FACTS

The University

Location: Columbia, S.C.

Founded: 1801

Enrollment: 36,200

Colors: Garnet (PMS 202C) and Black

Nickname: Gamecocks

Conference: Southeastern

University President: Michael Amiridis

Athletics Director: Ray Tanner

Facility: Colonial Life Arena (18,000)

Coaching Staff

Head Coach: Dawn Staley

Alma Mater: Virginia, 1992

Overall Record: 584-186 (24th season)

School Record: 412-106 (16th season)

Assoc. Head Coach, Alma Mater:

Lisa Boyer, Ithaca, 1979 (15th season)

Assistant Coaches, Alma Mater:

Jollette Law, Iowa, 1990 (6th season)

Winston Gandy, Maryland, 2003 (1st season)

Mary Wooley, USC Aiken, 2002 (1st season)

Khadijah Sessions, South Carolina, 2016 (1st season)

Team Information

2022-23 Record: 36-1

Home: 17-0 Away: 13-0 Neutral: 6-1

SEC Record (Finish): 16-0 (1st)

Home: 8-0 Away: 8-0

Letterwinners Returning/Lost: 6/8

Starters Returning/Lost: 5/0

Program History

First Year of Women's Basketball: 1974-75

All-Time Record: 992-535 (50th season)

All-Time SEC Record: 247-232 (33rd season)

NCAA Appearances (Last): 19 (2023)

NCAA Tournament Record: 44-17

2023 NCAA Result: Final Four

WNIT Appearances (Last): 4 (2011)

WNIT Record: 3-4

Media Relations

Women's Basketball Contact: Diana Koval

Office: 803.777.7977

Cell: 314.369.6050

Email: dkoval@mailbox.sc.edu

Women's Basketball on Social Media:

Twitter: @GamecockWBB

Instagram: @GamecockWBB

Facebook: @GamecockWBB

TikTok: @GamecockWBB

Head Coach on Social Media

Twitter: @DawnStaley

Instagram: @Staley05

Athletics Department on the Web

Website: GamecocksOnline.com

Twitter: @GamecocksOnline

Instagram: @GamecocksOnline

Facebook: Facebook.com/GamecocksOnline

YouTube: YouTube.com/GamecocksOnline

CURRENT STREAKS

	Total	Home	Road	Neut.
Overall	W10	W48	W22	W2
SEC	W31	W32	W15	—
Non-Conference	W10	W24	W9	W2
Ranked Teams	W4	W11	W8	W2

A Perennial Power

South Carolina women's basketball had been a national power for more than a decade under head coach Dawn Staley, including six 30-win seasons in the last nine campaigns. The Gamecocks have played in the NCAA Final Four five times in the last eight NCAA Tournaments, including winning the 2017 and 2022 National Championships. They have been ranked in every AP Poll since Dec. 10, 2012, including a top-10 spot every week since the start of the 2019-20 season. The Gamecocks have amassed 69 AP No. 1 rankings all-time, the fourth-most by a program in the history of that poll (3rd is La Tech, 83).

Under head coach Dawn Staley's leadership, nine Gamecocks have earned All-America status, three have earned SEC Player of the Year honors and 19 have picked up All-SEC recognition at least once. In the last nine seasons, 14 Gamecocks have been selected in the WNBA Draft, including 10 first-round picks, highlighted by two No. 1 overall picks in the last six years. Three Gamecocks have been named WNBA Rookie of the Year and one is a two-time WNBA MVP and two-time WNBA Defensive Player of the Year.

The Bowling Green State Series

The Gamecocks have faced the Falcons just once before in women's basketball, posting a 93-50 win in the opening round of the NCAA Tournament on Mar. 14, 1990. South Carolina was the No. 5 seed in the Mideast Region and hosted the first-round game, eventually advancing to the Sweet 16 that season.

Road Ready

The Gamecocks are 301-260 (.537) all-time in road games (some records prior to 1976-77 did not include location of games), including a 126-46 mark (.733) under head coach Dawn Staley. Her .733 winning percentage on the road is the best in program history.

Ranking Review

South Carolina sits atop both national polls again this week. It marks the 69th time the Gamecocks have been No. 1 in the AP Poll – the fourth-most of any program in that poll's history.

The Gamecocks have the longest active streak of

TEAM THEME: LOVE

As with most seasons, the LOVE theme has many meanings, all of which are rooted in loving the game of women's basketball. Staley often notes that "if you love the game, it will love you back" – and her career is evidence of that.

For her team, loving basketball is more than loving the wins and the trophies and the cheers from fans. That's just one side of the relationship. The pursuit of those means also loving the commitment and the sacrifice and the discipline required to get better every day, and it even means loving the doubt and criticism of others.

For the FAMS – the program's loyal fanbase – loving basketball means investing their time and money, it means saving their vacation days to come to games, and it means pouring their energy into the program's success. In return, Gamecock FAMS are part of a community that puts aside all other differences to share their love of the game and of being such an integral part of Staley's program.

weeks in the AP Top 10 at 82, beginning with the 2019-20 preseason poll. Their 213 straight appearances in the AP Poll, dating back to Dec. 10, 2012, marks the second-longest active streak in the nation and the 11th longest all-time (trailing just La. Tech 214 to make it into the top 10).

In the USA Today/WBCA Coaches' Poll, South Carolina has been in the top 10 since claiming the No. 10 spot in the 2019-20 preseason poll.

Ranked Readings

Against ranked teams, South Carolina is 110-67 (.621) in the Dawn Staley era (beginning 2008-09), and even that mark is skewed by the early seasons of her tenure. Since the start of the 2014-15 campaign, the Gamecocks are 95-28 (.772) against ranked teams.

This season, South Carolina is 4-0 vs. ranked teams, and those four are the most by any team this season.

GAMECOCKS IN THE RANKINGS (thru games of 12/16)

Team	SEC	NCAA	Actual	Kamilla Cardoso	SEC	NCAA	Actual
Scoring Offense	2	5	92.5	Points Per Game	14	197	14.40
Scoring Defense	2	7	49.9	Rebounds Per Game	2	17	10.70
Scoring Margin	1	1	+42.6	Field Goal Percentage	1	17	.620
Field Goal Percentage	1	2	.521	Blocks Per Game	1	4	3.50
Field Goal %age Def.	1	1	.286	Double-Doubles	5	17	5
3-Point FG %age	1	5	.404	MiLaysia Fulwiley	SEC	NCAA	Actual
3-Point FG %age Def.	2	31	.245	Points Per Game	19	—	12.70
3-Point FG Made/Gm.	4	96	7.2	Raven Johnson	SEC	NCAA	Actual
Free Throw Percentage	12	282	.648	Assists Per Game	3	16	6.44
Rebounding Offense	1	1	51.4	A:TO Ratio	3	28	2.76
Rebounding Margin	1	3	+18.7	Steals Per Game	4	39	2.78
Offensive Rebound Avg.	3	33	15.4	Chloe Kitts	SEC	NCAA	Actual
Assists Per Game	1	7	21.2	Rebounds Per Game	17	202	7.00
Steals Per Game	5	68	10.0	Te-Hina Paopao	SEC	NCAA	Actual
Turnover Margin	6	64	+3.9	3-Point FG Percentage	1	12	.511
Turnovers Per Game	5	51	13.9	3FGs Made Per Game	3	43	2.67
Assist-to-Turnover Ratio	1	12	1.5	Ashlyn Watkins	SEC	NCAA	Actual
Blocked Shots Per Game	1	1	10.3	Blocks Per Game	2	6	3.00
Bench Points Per Game	1	3	36.5				
Home Attendance Avg.	1	1	15,590				

The Staley File

In her 24th season as a head coach, Dawn Staley has a .758 (584-186) winning percentage, which ranks ninth in the nation among active head coaches with at least 15 seasons of experience and seventh among those with at least 20 years in the position. The unanimous 2020 National Coach of the Year, she became the first person to win both a Naismith Player of the Year and a Naismith Coach of the Year and the first Black head coach to win multiple national championships in men's or women's basketball. She has been named national coach of the year by at least one organization four times, including three times in the last four seasons.

In her 16th season leading the Gamecocks, Staley is the program's all-time winningest coach (412) with a program-record 12 postseason appearances (11 NCAA/1 WNIT). She accounts for all five of the Gamecocks' Final Four appearances (2015, 2017, 2021, 2022, 2023) and the first NCAA National Championships in program history (2017, 2022).

After claiming seven SEC regular-season titles, Staley has won 183 SEC games, the most among active league coaches and third all-time – trailing just Women's Basketball Hall of Fame inductees Andy Landers (Georgia, 273) and Pat Summitt (Tennessee, 306). Her 12.2 SEC wins average per season is the best in league history among coaches with more than two years in the league, and her .769 SEC winning percentage (183-55) is second only to Summitt (.874) in league history.

Watch It!

Senior center Kamilla Cardoso has gotten the lion's share of the preseason awards attention, but senior transfer Te-Hina Paopao and junior Sania Feagin have seen some accolades as well.

Cardoso earned spots on the preseason watch lists for the Naismith Trophy, Wade Trophy, Wooden Award and the Lisa Leslie Center of the Year Award. She was a Preseason All-SEC First-Team selection by both the media and coaches as well.

Paopao joined Cardoso on the Wooden Award Watch List and picked up her first SEC recognition

when the coaches tabbed her for Preseason All-SEC Second-Team honors. She also was one of 20 named to the Nancy Lieberman Point Guard of the Year Award watch list.

For the third season in a row, Feagin was named to the Katrina McClain Power Forward of the Year Award watch list.

Opponent Files

South Carolina's regular-season schedule includes five non-conference games against teams ranked at the time of the game or in at least one of the two national polls this week, the second most among ranked teams. Four of those games came in the first five weeks of the season – against #10/10 Notre Dame (W, 100-71), #14/11 Maryland (W, 114-76), at #24/24 North Carolina (W, 65-58), against #11/7 Utah (78-69).

The Gamecocks hold the top spot in the NET rankings as one of four schools with at least two wins over NET top-25 teams and an overall non-conference strength of schedule ranked 12th. Their average opponent NET ranking is 104, which is best in the SEC and 19th in the nation.

Looking ahead, South Carolina has two more games against teams currently ranked in both national polls – at #7/6 LSU (Jan. 25) and #17/18 UConn (Feb. 11).

Keep It a Buck

South Carolina has scored at least 100 points in five games this season, matching the program record for 100-point games in a season, originally set by the 1978-79 team.

The Gamecocks opened the season hitting the 100-point mark in three straight games, the longest such streak in program history.

The Gamecocks' 114 points against Maryland were the second-most in program history and the most against a ranked opponent.

Bench Mob

Any question about South Carolina's bench points falling off with last season's top bench scorers moving into the starting lineup were dispelled early. The Gamecocks' six-woman bench is third in the nation with 36.5 points per game. The South Carolina bench has out-scored its opponents' starters four times this season and has been out-scored by its opponents' bench once (at Duke, Dec. 3).

Last season, the Gamecocks led the nation with 36.1 bench points per game. The second-place team (Georgia Southern) turned in 31.2.

Dime Droppers

There are few things head coach Dawn Staley likes more than the extra pass. Long preaching that the ball will find who should shoot it, she has seen this year's team bring that philosophy to life. The Gamecocks twice broke the program's Staley-era record for single-game assists in the first three games of the season.

South Carolina has assisted on 58.6 percent of its made field goals this season. The Gamecocks are seventh

NATIONAL RANKINGS

Associated Press Poll (Dec. 18)

1. South Carolina	10-0
2. UCLA	9-0
3. NC State	11-0
4. Iowa	11-1
5. Texas	11-0
6. Southern Cal	8-0
7. LSU	11-1
8. Colorado	9-1
9. Stanford	9-1
10. Baylor	9-0
11. Utah	9-2
12. Kansas State	10-1
13. Ohio State	9-1
14. Notre Dame	8-1
15. Virginia Tech	8-2
16. Indiana	8-1
17. UConn	7-3
18. Marquette	11-0
19. Louisville	10-2
20. Gonzaga	11-2
21. Florida State	8-3
22. Creighton	8-2
23. Washington	11-0
24. North Carolina	7-4
25. TCU	11-0

USA Today/WBCA Coaches' Poll (Dec. 12)

1. South Carolina	9-0
2. UCLA	9-0
3. Iowa	10-1
4. NC State	10-0
5. Southern Cal	8-0
6. LSU	9-1
7. Texas	10-0
8. Colorado	9-1
9. Stanford	8-1
10. Utah	8-2
11. Ohio State	8-1
12. Notre Dame	7-1
13. Baylor	7-0
14. Virginia Tech	7-2
15. Indiana	8-1
16. Kansas State	9-1
17. Louisville	9-1
18. UConn	6-3
19. Marquette	9-0
20. Creighton	7-1
21. Gonzaga	10-2
22. Florida State	7-3
23. Miami	8-0
24. UNLV	9-0
25. North Carolina	6-4

in the country with an SEC-best 21.2 assists per game and are 12th in assist-to-turnover ratio at 1.5, also an SEC best.

Raven Johnson is 17th in the nation with 6.44 assists per game (3rd in SEC). Her 17 assists against Clemson (Nov. 16) were the second-most in program history and the most by an SEC player since 2005. Her 2.76 assist-to-turnover ratio is 26th in the NCAA and third in the SEC.

Behind Johnson, Te-Hina Paopao is eighth in the SEC with 3.78 assists per game, and her 2.27 assist-to-turnover ratio is seventh.

2023-24 AWARDS

Kamilla Cardoso

2x USBWA Player of the Week (11/6-12, 11/27-12/3)
SEC Player of the Week (11/6-13)
Wade Trophy Watch List
Naismith Trophy Watch List
Wooden Award Watch List
Lisa Leslie Award Preseason Watch List
Preseason All-SEC First Team (Coaches, Media)

Sania Feagin

Katrina McClain Award Preseason Watch List

Raven Johnson

SEC co-Player of the Week (11/14-20)

Te-Hina Paopao

SEC Player of the Week (12/5-11)
Wooden Award Watch List
Preseason All-SEC Second Team (Coaches)
Nancy Lieberman Award Preseason Watch List

GAMECOCKS IN 2023-24 NATIONAL POLLS

Poll	Pre	11/13	11/20	11/27	12/4	12/11	12/18	12/25	1/1	1/8	1/15	1/22	1/29	2/5	2/12	2/19	2/26	3/4	3/11	Final
Associated Press	6	1	1	1	1	1	1	1												
Coaches	4	1	1	1	1	1														

Three For All

Long the Achilles heel for the Gamecocks, outside shooting has become a steady weapon for this season's team. The Gamecocks are fifth in the nation in accuracy, hitting an SEC-best 40.4 percent from 3-point range and are making 7.2 3s per game on the season. Those numbers rise to 43.3 percent accuracy and 7.3 made 3s per game against ranked opponents.

While the program record for made 3s per game is 9.2 set in 1993-94, the Staley eras high was 5.8 in 2018-19.

Te-Hina Paopao's SEC-best 51.1 percent accuracy ranks 12th in the country, and her 2.67 made 3s per game are third in the SEC.

The Gamecocks' other two starting guards are lighting it up with career-high numbers beyond the arc as well. Raven Johnson is close behind Paopao at 43.5 percent shooting, and Bree Hall comes in at 38.1 percent, which includes 11-of-17 (.647) shooting over the last five games.

Paint Production

South Carolina has long dominated the paint, and this season's numbers have not fallen off from that tradition, despite all the attention to its 3-point shooting. The season kicked off with 70 of the team's 100 points against #10/10 Notre Dame (Nov. 6) coming in the paint and four other games have included at least half the total points coming in the paint.

The Gamecocks are out-scoring opponents in the paint 50.8 to 22.2. They are shooting 60.8 percent in the paint compared to opponents' 33.7 percent accuracy inside. So far this season, the Gamecocks have scored 54.9 percent of their points in the paint.

Last season, South Carolina averaged 43.8 points in the paint to account for 54.6 percent of its offense.

Block Party

South Carolina annually ranks among the best shot blocking teams in the country and leads the way again this season at 10.3 blocks per game. The Gamecocks have blocked 22.2 percent of their opponents' 2-point

attempts this season, which leads the nation.

The Gamecocks have posted the top three shot-blocking games in the nation this season, led by their school record-tying 17 against Presbyterian (Dec. 16).

Two Gamecocks are among the best shot blockers in the country with Kamilla Cardoso ranking fourth at 3.5 per game, which leads the SEC. Ashlyn Watkins is second in the league and sixth in the nation at 3.00 per game.

Nine different Gamecocks have blocked at least one shot this season, including guard MiLaysia Fulwiley who averages 1.50 on the season to rank ninth in the SEC.

Glass Cleaners

The Gamecocks continue to have a dominant rebounding effort, leading the nation with 51.0 rebounds per game. According to Her Hoop Stats, South Carolina is fourth in the nation in rebounding percentage, securing 61.1 percent of the opportunities actually rebounded.

Their offensive glass work is equally strong, ranking seventh in the nation in offensive rebounding percentage at 43.3 (Her Hoop Stats). The Gamecocks' 15.4 offensive boards have yielded 19.3 second-chance points, turning each offensive board into an average of 1.25 points.

Three Gamecocks average at least 6.5 rebounds per game, led by Kamilla Cardoso's 10.7 average, which ranks 17th in the nation (2nd in SEC). Chloe Kitts is next in line at 7.0 to rank 17th in the SEC, and Ashlyn Watkins rounds out the trio at 6.8, which includes three games of double-figure boards.

Cardoso's 3.3 offensive boards per game are sixth in the SEC, and Watkins is next in line in with 2.90 offensive rebounds per game to rank 13th in the league.

Quarter Breakdown

South Carolina's defense has held an opponent to single digits in a quarter 17 times this season. The Gamecocks have out-scored their opponent by 15 or more points in a quarter 15 times. The scoring differential is largest in the second quarter (+12.8).

Here's a more detailed look at the quarter-by-quarter

DOUBLE-DOUBLES (10)

Kamilla Cardoso (5)

11/6	vs. #10/10 Notre Dame	20 pts/15 rebs
11/16	Clemson	15 pts/13 rebs
11/20	South Dakota State	23 pts/10 rebs
11/24	Miss. Valley State	14 pts/10 rebs
12/3	at Duke	15 pts/14 rebs

Chloe Kitts (2)

11/12	#14/11 Maryland	13 pts/10 rebs
12/16	Presbyterian	11 pts/10 rebs

Ashlyn Watkins (3)

11/12	#14/11 Maryland	13 pts/11 rebs
11/16	Clemson	12 pts/10 rebs
12/16	Presbyterian	10 pts/12 rebs

production for the Gamecocks this season:

Qtr.	SC-Opp Avg. Pts	Avg. Pts Margin	SC-Opp Avg. Reb	Avg. Reb Margin
1	23.2-14.4	+8.8	11.9-7.3	+4.6
2	22.6-9.8	+12.8	14.7-8.1	+6.6
3	23.7-14.1	+9.6	12.1-9.2	+2.9
4	23.0-11.6	+11.4	12.7-8.1	+4.6

The Gamecocks tied the program record most points in a quarter, posting 37 in the third quarter against #14/11 Maryland (Nov. 12). They have scored at least 30 points in four other quarters this season.

Individually, four Gamecocks have scored double digits in a single quarter – Te-Hina Paopao (2), Kamilla Cardoso (1), MiLaysia Fulwiley (1), Sakima Walker (1). The top single-quarter individual scoring this season is 13 points by Cardoso in the third vs. #10/10 Notre Dame (Nov. 6).

Vamos Kamilla!

From ACC Freshman of the Year in 2021 to SEC Sixth Woman of the Year in 2023, South Carolina senior Kamilla Cardoso can be a dominant player on both ends of the court and is standing firmly in that spotlight this season.

GAMES LED TEAM IN...

Scoring	2023-24	Career	Record	Rebounding	2023-24	Career	Record	Assists	2023-24	Career	Record
Kamilla Cardoso	4	19*	15-4	Kamilla Cardoso	6	33*	27-6	Raven Johnson	7	25	25-0
MiLaysia Fulwiley	3	3	3-0	Ashlyn Watkins	2	3	3-0	Te-Hina Paopao	3	45*	32-13
Te-Hina Paopao	1	22*	13-9	Chloe Kitts	2	2	2-0	MiLaysia Fulwiley	2	2	2-0
Bree Hall	1	4	4-0	Te-Hina Paopao	0	7*	3-4	Chloe Kitts	1	1	1-0
Tessa Johnson	1	1	1-0	Sania Feagin	0	1	1-0	Kamilla Cardoso	0	1	1-0
Ashlyn Watkins	0	2	2-0	Bree Hall	0	1	1-0				
Sania Feagin	0	1	1-0	Sakima Walker	0	1*	1-0				
Sakima Walker	0	1*	1-0								

* indicates includes games at previous NCAA Div. I program

MISCELLANEOUS STATS

Double-Doubles	2023-24	Career	Record	10+ Points	2023-24	Career	Record	5+ Assists	2023-24	Career	Record
Kamilla Cardoso	5	21	18-3	Te-Hina Paopao	8	59*	44-15	Raven Johnson	6	18	18-0
Ashlyn Watkins	3	5	5-0	Kamilla Cardoso	9	53*	43-10	Te-Hina Paopao	4	29*	25-4
Chloe Kitts	2	2	2-0	MiLaysia Fulwiley	8	8	8-0	MiLaysia Fulwiley	3	3	3-0
Te-Hina Paopao	0	1*	1-0	Chloe Kitts	7	8	8-0	Kamilla Cardoso	0	1	1-0
				Ashlyn Watkins	5	12	12-0				
				Raven Johnson	5	8	7-1	5+ Blocks	2023-24	Career	Record
20+ Points	2023-24	Career	Record	Sania Feagin	4	9	9-0	Kamilla Cardoso	3	12*	11-1
Kamilla Cardoso	2	5*	5-0	Tessa Johnson	3	3	3-0	Ashlyn Watkins	2	2	2-0
Te-Hina Paopao	0	11*	9-2	Sakima Walker	2	7*	6-1				
								5+ Steals	2022-23	Career	Record
				10+ Rebounds	2023-24	Career	Record	Raven Johnson	3	3	3-0
				Kamilla Cardoso	6	27*	23-4	MiLaysia Fulwiley	1	1	1-0
				Ashlyn Watkins	3	5	5-0				
				Chloe Kitts	3	3	3-0				

* indicates includes games at previous NCAA Div. I program

On the watch list for all three national player of the year awards and the Lisa Leslie Award, Cardoso is 17th in the NCAA with five double-doubles. The team's top scorer and rebounder, she averages a double-double with 14.4 points and 10.7 rebounds per game, which ranks 14th and second in the SEC, respectively, with her rebounding average coming in 17th in the nation.

Cardoso was the SEC and USBWA National Player of the Week in the opening week of the season after leading South Carolina to a pair of top-15 victories that propelled the Gamecocks back to the No. 1 ranking they possessed every week of the last two seasons. She picked up a second USBWA National Player of the Week award on Dec. 5 after the Gamecocks' Tobacco Road sweep at #24/24 North Carolina and at Duke.

Cardoso is fourth in the nation in blocks per game with her SEC-best 3.5 average with her seven blocks against Presbyterian (Dec. 16) ranking fifth in the NCAA this season.

Her .620 field goal percentage leads the SEC and is 17th in the nation. She has shot at least 50.0 percent in all but one game this season.

And, Cardoso's vision out of the post has her handing out 1.8 assists per game this season as well.

Pao-erful Impact

Senior transfer Te-Hina Paopao is often mentioned by her teammates as a leader, despite her summer arrival to the program. The three-time All-Pac-12 selection illustrated that leadership beautifully in the season opener against #10/10 Notre Dame (Nov. 6). As the starter with the most experience at the position, the steady guard led the way in the opening 10 minutes with seven points on 3-of-4 shooting, two assists and two steals to keep the Gamecocks within a point at the end of the period.

That steady hand has not wavered since, and Paopao is

third on the team with 12.3 points per game and second in assists at 3.8 per game. Between her scoring and her teammates' 9.2 points per game off her assists, her fingers prints are on 21.6 points per game – a number that rises to 26.0 against ranked opponents.

Paopao also continues to burnish her reputation as a 3-point shooter, ranking 12th in the nation with an SEC-best 51.1 percent accuracy. She is third in the league with 2.67 made 3s per game as well.

In addition to her six games of hitting 50.0 percent of her threes, she made a sterling 4-of-5 (.800) from beyond the arc against Clemson (Nov. 16). She was named MVP of the Gamecocks' win over #11/7 Utah (Dec. 10) after her third 3-pointer of the game turned back a Utah rally midway through the fourth quarter.

That's So Raven

Sophomore Raven Johnson's self-proclaimed "revenge tour" has left little doubt that she should be part of any conversation about the best point guards in the country. Without losing the instincts and court vision Staley has always loved, Johnson has added her own offensive efficiency to the Gamecocks' high-octane offense.

Johnson is 16th in the nation and second in the SEC with 6.44 assists per game, and her 2.76 assist-to-turnover ratio is 28th in the country. She has handed out five or more assists six times this season.

Johnson's 17 assists against Clemson (Nov. 16) were the most by an SEC player since 2005, the second-most in program history – missing the record by one – and the most in the NCAA so far this season.

Beyond her assists, Johnson has more than doubled her scoring from last season with 9.9 points per game this season on a career-best 52.9 percent shooting, which includes 43.5 percent accuracy from 3-point range.

IN THE STALEY ERA

Wins

30-Win Seasons	6
25-Win Seasons	11
20-Win Seasons	12
Winning Seasons	13

National Rankings

Weeks in the AP Top 25	217
Weeks in the AP Top 10	172
Weeks in the AP Top 3	100
Weeks at AP No. 1	68

Postseason

NCAA Tournament Appearances	11
NCAA Sweet 16s	10
NCAA Final Fours	5
National Championships	2

In the SEC

Regular-Season Championships	7
Regular-Season Top 3 Finishes	11
Tournament Championships	7

With her points and teammates scoring 14.2 points per game off her assists, Johnson has her hands on 26.3 percent of the Gamecocks' offense (24.1 ppg).

Johnson has put her mark on the Gamecock defense as well, ranking fourth in the SEC with 2.78 steals per game, which includes three games of five steals.

Easy, Breezy, Beautiful

Junior Bree Hall has been lauded by former teammates and some of the best to play at South Carolina in the Staley era for the way she trusted the process for two seasons and stepped into the waiting spotlight this season to reap the rewards of her behind-the-scenes work.

Hall started the season with her usual solid defense, but it was the emergence of her fully developed offense game during the Gamecocks' Tobacco Road sweep at #24/24 North Carolina (Nov. 30) and at Duke (Dec. 3) that illustrated the complete, confident player she has become.

It wasn't just Hall's team-best 14.0 points per game on 69.2 percent shooting in hostile environs on Tobacco Road. It was her 6-of-8 3-point shooting that included a win-sealing three in the fourth quarter of each game. It was also her defense in the final period that held UNC's top scorer Deja Kelly without a field goal and helped limit Duke's hot-shooting Reigan Richardson to just 1-of-5 shooting in the final period.

Over the last five games, Hall has shot 54.5 percent from the field, including 55.0 percent (11-of-20) from 3-point range.

For the season, Hall is scoring 9.1 points per game and shooting 38.1 percent from 3-point range while adding 3.0 rebounds and 1.3 assists per game.

CK Obsession

Sophomore Chloe Kitts worked her way into the starting lineup this season, and proved immediately what Staley always saw in the young 6-foot-2 forward – physicality, basketball IQ and tenacity.

Kitts has scored in double figures seven times, including her first career double-double against #14/11 Maryland (Nov. 12). Those 13 points and 10 rebounds came in just 21 minutes on the court, and she powered home eight of her 13 points in just six minutes of the second quarter to guide the Gamecocks to a 12-point halftime lead.

The talented forward came up big at #24/24 North Carolina (Nov. 30) with 11 second-half points, highlighted

TEAM SPECIALTY STATS

South Carolina-Opponent

		Pts. in Paint	Pts. Off TOs	2nd Chance Pts	Fast Break Pts
11/6 vs. ND	70-22	26-15	15-11	30-10	
11/2 MD	56-30	23-4	28-8	26-2	
11/16 Clem.	64-20	28-6	20-4	29-3	
11/20 SDSU	52-28	22-4	22-17	31-0	
11/24 MVSU	72-8	20-5	26-4	45-2	
11/30 at NC	20-24	7-7	12-6	6-5	
12/3 at DU	32-22	19-15	17-7	12-18	
12/6 Mor. St.	50-10	27-11	13-4	37-6	
12/10 vs. Utah	44-46	18-11	17-6	9-5	
12/16 Presby.	48-12	28-2	23-9	24-2	
12/19 at BGSU					
12/30 at ECU					
1/4 at FL					
1/7 Miss St					
1/11 at MO					
1/15 KY					
1/21 at TAM					
1/25 at LSU					
1/28 Vandy					
2/1 at AU					
2/4 OM					
2/8 MO					
2/11 CT					
2/15 at TN					
2/18 GA					
2/22 Ala.					
2/25 at KY					
2/29 at Ark.					
3/3 TN					
Season Avg.	50.8-22.2	21.8-8.0	19.3-7.6	24.9-5.3	
SEC Avg.					

STARTERS VS. BENCH

		SC Starters	Opp. Starters	SC Bench	Opp. Bench
11/6 vs. ND	59	59	41	12	
11/2 MD	59	56	55	20	
11/16 Clem.	55	27	54	13	
11/20 SDSU	62	36	16	2	
11/24 MVSU	52	13	49	6	
11/30 at NC	55	58	10	0	
12/3 at DU	65	39	12	22	
12/6 Mor. St.	44	27	60	11	
12/10 vs. Utah	52	67	26	2	
12/16 Presby.	57	17	42	12	
12/19 at BGSU					
12/30 at ECU					
1/4 at FL					
1/7 Miss St					
1/11 at MO					
1/15 KY					
1/21 at TAM					
1/25 at LSU					
1/28 Vandy					
2/1 at AU					
2/4 OM					
2/8 MO					
2/11 CT					
2/15 at TN					
2/18 GA					
2/22 Ala.					
2/25 at KY					
2/29 at Ark.					
3/3 TN					
Season Avg.	56.0	39.9	36.5	10.0	
SEC Avg.					

by clutch mid-range jumpers and 3-of-4 free throw shooting that included a pair of makes that made it a two-possession game with 24 seconds left

On the season, Kitts has two double-doubles, averages 10.2 points and 7.0 rebounds, which ranks 17th in the SEC. She is shooting 50.0 percent from the field and is second on the team with 28 made free throws.

Ashlyn Swatkins

Sophomore Ashlyn Watkins' summer conditioning and court work have her thriving in her second season, averaging 9.2 points and 6.8 rebounds and ranking sixth in the nation with 3.0 blocks per game – all in just 17.3 minutes per game.

With her athleticism never in question – she became the first Gamecock to dunk in a game last season at Clemson – Watkins is bringing all sides of her game together this season.

She has three double-doubles and at least three blocks in six games, including a career-high six blocks against Presbyterian (Dec. 16). She is second on the team in offensive rebounds with 2.9 per game (13th in SEC) and third in steals with 1.3 per outing.

Her poise late at #24/24 North Carolina (Nov. 30) helped deliver the win with her six fourth-quarter points capped by a pair of free throws with 14 seconds left.

The Ful-wiley

Freshman guard MiLaysia Fulwiley arrived on her hometown campus with fanfare befitting her high school highlight reel and her No. 13 ranking in the recruiting class. Often soft-spoken off the court, she wasted no time letting her game yell from the rooftops in support of Staley calling her a “generational player” who can do things with a basketball no one else can do. Her creativity on the court keeps fans glued to their seats regardless of the score.

On the biggest stage for her college debut in Paris, Fulwiley dazzled international fans and NBA legends alike with the style in her 17 points, six assists and six steals against #10/10 Notre Dame (Nov. 6). Columbia anxiously awaited her home debut, which was a 12-point, 2-assist, 2-block, 2-steal effort in just 15 minutes against #14/11 Maryland (Nov. 12). Four days later, she needed just 16 minutes to put on a highlight-reel near double-double, torching rival Clemson for 18 points, nine rebounds and three assists.

On the season, Fulwiley is second on the team with 12.7 points per game on 50.0 percent shooting and averages 3.1 assists. She has also added 1.6 steals and 1.5 blocks (9th in SEC) to the defensive effort. The young guard's 1.55 assist-to-turnover ratio is 13th in the SEC.

2023-24 SCORING DIFFERENTIALS

All Games

Largest lead in a win.....by 82 (101-19), 4th-0:49, vs. MVSU, 11/24
Largest deficit overcome to win.....by 11 (21-10), 2nd-9:35, at #24/24 North Carolina, 11/30
Best Scoring Run.....28 points, 2nd-5:19 vs. Clemson, 11/16
Best Scoring Run Against.....9 points, 4th-7:43 at Duke, 12/3
Most Lead Changes.....12 vs. #14/11 Maryland, 11/12
Most Times Tied.....7 vs. #14/11 Maryland, 11/12

vs. Ranked Opponent

Largest lead in a win.....by 39 (114-75), 4th-0:34 vs.@14/11 Maryland, 11/12
Largest deficit overcome to win.....by 11 (21-10), 2nd-9:35, at #24/24 North Carolina, 11/30
Best Scoring Run.....12 points, 4th-6:36, vs. #14/11 Maryland, 11/12
Best Scoring Run Against.....7 points, 2nd-7:50 vs. #11/7 Utah, 12/10
Most Lead Changes.....12 vs. #14/11 Maryland, 11/12
Most Times Tied.....7 vs. #14/11 Maryland, 11/12

Great Gamecock Fans

South Carolina fans have led the nation in average attendance in each of the last nine seasons and announced a 16-for-16 campaign to secure 16,000 season tickets to honor Staley's 16th season in Columbia.

While the season ticket number has not yet hit that mark, attendance at the first two home games did with the rivalry game against Clemson (Nov. 16) coming in at 16,820 as the most attended regular-season game in the nation this season. Attendance at the home opener against #14/11 Maryland (Nov. 12) ranks second in the nation. Both of which have South Carolina atop the average attendance rankings at 15,590 fans per game.

The Gamecocks have had at least one sellout of their 18,000-seat Colonial Life Arena for seven straight seasons (excluding COVID-limited 2020-21 season) dating back to the first ever sellout of 18,000 on Feb. 8, 2016.

Excluding the COVID limited-attendance season of 2020-21, South Carolina has drawn at least 10,000 fans 117 consecutive regular-season games beginning on Jan. 2, 2015.

Staffing Boost

For the first time since 2018, head coach Dawn Staley had changes to her staff this offseason, including a boost in numbers thanks to a change in the NCAA rules governing the number of assistant coaches.

Associate head coach Lisa Boyer and assistant coach Jolette Law remain the heart of the staff. Long-time assistant Fred Chmiel left the Gamecocks for his first NCAA Div. I head coaching position, making room for Winston Gandy who brought six years of NCAA coaching experience and three seasons of NBA player development to Columbia.

The new NCAA legislation allowed Staley to elevate Mary Wooley into an assistant coach role. Wooley was previously the recruiting coordinator on Staley's staff for several seasons but also had 10 seasons of experience as an assistant coach with four different teams. Staley also brought former Gamecock Khadijah Sessions to her staff this summer after the 2016 grad spent the last few seasons coaching at the high school level.

WNBA Pipeline

With 10 alumnae playing in the WNBA in 2023, South Carolina had the third-most players in the league of any college program.

Since the first Staley-trained Gamecock was drafted in 2015 (Aleighsa Welch), a total of 14 South Carolina players have been taken in the WNBA Draft. Ten of those went in the first round, including two No. 1 overall picks.

With five players taken in the 2023 WNBA Draft, South Carolina joined Notre Dame (2019) and Tennessee (2008, 1999) as the only programs to have at least that many players taken in a single draft. Three of those five picks were in the first round, making South Carolina one of just seven programs to hit that benchmark.

In proof Staley sends players to the league ready, five Gamecocks have earned All-Rookie Team honors, including three WNBA Rookies of the Year – Allisha Gray (2017), Aja Wilson (2018), Aliyah Boston (2023).

Gamecock alum Aja Wilson has risen to become the face of the WNBA. The two-time league MVP (2020, 2022), two-time Defensive Player of the Year (2022, 2023) and five-time All-Star led her Las Vegas Aces to back-to-back WNBA Championships (2022, 2023). Wilson's former AAU and South Carolina teammate Alaina Coates joined her on the 2023 title team.

2023-24 ROSTER

No.	Name	Pos.	Ht.	Yr.	Hometown/Last School
0	Te-Hina Paopao	G	5-9	Sr.	Oceanside, Calif./Oregon
2	Ashlyn Watkins	F	6-3	So.	Columbia, S.C./Cardinal Newman
5	Tessa Johnson	G	6-0	Fr.	Albertville, Minn./Saint Michael Albertville
10	Kamilla Cardoso	C	6-7	Sr.	Montes Claros, Brazil/Syracuse
12	MiLaysia Fulwiley	G	5-10	Fr.	Columbia, S.C./W.J. Keenan
20	Sanja Feagin	F	6-3	Jr.	Ellenwood, Ga./Forest Park
21	Chloe Kitts	F	6-2	So.	Oviedo, Fla./DME Academy
23	Bree Hall	G	6-0	Jr.	Dayton, Ohio/Wayne
24	Sahnja Jah	F	6-0	Fr.	Montverde, Fla./Montverde Academy
25	Raven Johnson	G	5-9	So.	Atlanta, Ga./Westlake
35	Sakima Walker	C	6-5	Sr.	Columbus, Ohio / Northwest Florida State

Head Coach: Dawn Staley

Assoc. Head Coach: Lisa Boyer

Assistant Coaches: Jolette Law, Winston Gandy, Mary Wooley, Khadijah Sessions

SOUTH CAROLINA'S RECORD WHEN ...

	vs. Ranked	SEC	All
Record.....	4-0		10-0
Playing a ranked opponent.....	4-0		4-0
Playing at home	1-0		6-0
Playing on the road.....	1-0		2-0
Playing at neutral site	2-0		2-0
Leading at half	1-0		7-0
Trailing at half	2-0		2-0
Tied at half	1-0		1-0
Playing an overtime game			0-0
0 players score in double figures.....			0-0
1 player scores in double figures.....			0-0
2 players score in double figures.....			0-0
3 players score in double figures.....			1-0
4 players score in double figures.....	2-0		2-0
5 players score in double figures.....	1-0		2-0
More than 5 players in double figures.....	1-0		5-0
Starters out-score opponent's starters.....	1-0		7-0
Opponent's starters score equal/more.....	3-0		3-0
Bench out-scores opponent's bench.....	4-0		9-0
Opponent's bench scores equal/more.....			1-0
Shooting 60% or better.....			1-0
Shooting between 50-59%	3-0		7-0
Shooting between 40-49%			1-0
Shooting between 30-39%	1-0		1-0
Shooting less than 30%			0-0
Opponent shoots 50% or better.....			0-0
Opponent shoots between 40-49%.....	2-0		2-0
Opponent shoots between 30-39%.....	2-0		3-0
Opponent shoots between 20-29%.....			3-0
Opponent shoots less than 20%.....			2-0
Shooting better than opponent.....	4-0		10-0
Shooting worse than/equal to opponent.....			0-0
Having more FTs made than opponent.....	3-0		9-0
Having equal/fewer FTs made than opponent.....	1-0		1-0
Out-rebounding opponent.....	3-0		9-0
Having equal/fewer rebounds than opponent.....	1-0		1-0
Having fewer TOs than opponent.....	3-0		8-0
Having equal or more TOs than opponent.....	1-0		2-0
Attempting more FT than 3FG.....	3-0		7-0
Attempting equal/fewer FT than 3FG.....	1-0		3-0
Making 5 or more 3FGs.....	4-0		9-0
Making fewer than 5 3FGs.....			1-0
Making no 3 FGs.....			1-0
Attempting 15 or more 3FGs.....	3-0		8-0
Attempting fewer than 15 3FGs.....	1-0		2-0
No South Carolina players foul out.....	3-0		8-0
One or more SC players foul out.....	1-0		2-0
No opposing players foul out.....	2-0		6-0
One or more opposing players foul out.....	2-0		4-0

	vs. Ranked	SEC	All
Assist at least half of field goals made.....	2-0		6-0
Assist on at least 2/3 of field goals made.....	2-0		3-0
Assist on less than half of field goals made.....	2-0		4-0
Scoring more pts. in paint than opponent.....	2-0		8-0
Scoring equal/fewer pts. in paint than opp.	2-0		2-0
Scoring more pts. off TOs than opponent.....	3-0		9-0
Scoring equal/fewer pts. off TOs than opp.	1-0		1-0
Scoring more 2nd-chance pts.....	4-0		10-0
Scoring equal/fewer 2nd-chance pts.....			0-0
Scoring more fast break pts.....	4-0		9-0
Scoring equal/fewer fast break pts.....			1-0
Wearing primary white uniforms.....	2-0		8-0
Wearing secondary (Cocky) white uniforms.....	2-0		2-0
Wearing black uniforms.....	1-0		2-0
Wearing garnet uniforms.....			0-0
Playing in November	3-0		6-0
Playing in December.....	1-0		4-0
Playing in January.....			0-0
Playing in February.....			0-0
Playing in March.....			0-0
Playing in April.....			0-0
Playing during the day	2-0		5-0
Playing at night.....	2-0		5-0
Playing on Sunday	2-0		3-0
Playing on Monday.....	1-0		2-0
Playing on Tuesday.....			0-0
Playing on Wednesday.....			1-0
Playing on Thursday.....	1-0		2-0
Playing on Friday.....			1-0
Playing on Saturday.....			1-0
Margin is less than 5 pts.			0-0
Margin is between 5-9 pts.	2-0		2-0
Margin is between 10-19 pts.			1-0
Margin is between 20-29 pts.	1-0		1-0
Margin is between 30-39 pts.	1-0		1-0
Margin is between 40-49 pts.			1-0
Margin is 50 pts. or more.....			4-0
Having a 20-pt. scorer.....	1-0		2-0
Having a 30-pt. scorer.....			0-0
Scoring 49 points or less.....			0-0
Scoring 50-59 points.....			0-0
Scoring 60-69 points.....	1-0		1-0
Scoring 70-79 points.....	1-0		3-0
Scoring 80-89 points.....			0-0
Scoring 90-99 points.....			1-0
Scoring 100 points or more.....	2-0		5-0
Opponent scores 39 points or less.....			4-0
Opponent scores 40-49 points.....			1-0
Opponent scores 50-59 points.....	1-0		1-0
Opponent scores 60-69 points.....	1-0		2-0
Opponent scores 70-79 points.....	2-0		2-0
Opponent scores 80-89 points.....			0-0
Opponent scores 90-99 points.....			0-0
Opponent scores 100 points or more.....			0-0

2023-24 TEAM HIGH/LOW — ALL GAMES

South Carolina Highs	South Carolina Lows	Category	Opponent Lows	Opponent Highs
114 vs. Maryland, 11/12	65 at North Carolina, 11/30	Points in Game	19, MVSU, 11/24	76, Maryland, 11/12
66 vs. Maryland, 11/12*	26 at North Carolina, (1st), 11/30	Points in a Half	7, MVSU (2nd), 11/24	40, Maryland, 11/12
37 vs. Maryland (4th), 11/12*	10 at North Carolina (1st), 11/30	Points in a Quarter	3, Presbyterian (3rd), 12/16 3, MVSU (4th), 11/24	25, vs. Notre Dame (1st), 11/6
44 vs. Clemson, 11/16*	22 at North Carolina, 11/30	Field Goals Made	8, MVSU, 11/24	29, Maryland, 11/12
83 vs. Clemson, 11/16*	52 at Duke, 12/3	Field Goal Attempts	59, Morgan St., 12/6	76, vs. Notre Dame, 11/6
83 vs. Notre Dame 11/6*				
.683 (41-630) vs. Morgan St., 12/6	.393 (22-56) at No. Carolina, 11/30	FG Percentage	.119 (8-67), MVSU, 11/24	.452 (28-62) vs. Utah, 12/10
12 vs. Maryland, 11/12	0 vs. South Dakota St., 11/20	3-Point FG Made	1, MVSU, 11/24	11, at Duke, 12/3
26 vs. Clemson, 11/16	11 at North Carolina, 11/30	3-Point FG Attempts	13, South Dakota St., 11/20	28, Clemson, 11/16
.600 (9-15) at Duke, 12/3	.000 (0-12) vs. SDSU, 11/20	3-Point FG Percentage	.053 (1-19), MVSU, 11/24	.455 (10-22), Maryland, 11/12
16 at Duke, 12/3	9 vs. Notre Dame, 11/6	Free Throws Made	2, at Duke, 12/3 2, MVSU, 11/24 2, South Dakota St., 11/20	15, vs. Notre Dame, 11/6
16 vs. Maryland, 11/12				
25 vs. Maryland, 11/12	13 vs. Notre Dame, 11/6	Free Throw Attempts	2, at Duke, 12/3	21, vs. Notre Dame, 11/6
.765 (13-17) Morgan St., 12/6	.550 (11-20) vs. Clemson, 11/16	FT Percentage	.250 (2-8), MVSU, 11/24	.846 (11-13), Morgan St., 12/6
73 vs. Clemson, 11/16	37 vs. Utah, 12/10	Rebounds	21, Morgan St., 12/6	45, at North Carolina, 11/30
30 vs. Clemson, 11/16*	8 at North Carolina, 11/30	Assists	4, Presbyterian, 12/16 4, MVSU, 11/24	15, Maryland, 11/12
30 vs. Maryland, 11/12*				
15 vs. South Dakota St., 11/20	6 vs. Utah, 12/10 6 at North Carolina, 11/30	Steals	3, Presbyterian, 12/16 3, South Dakota St., 11/20	11, vs. Utah, 12/10 11, Morgan St., 12/6 11, at Duke, 12/3
17 vs. Presbyterian, 12/16*	3 at Duke, 12/3	Blocked Shots	0, Presbyterian, 12/16 0, Morgan St., 12/6	8, at Duke, 12/3
23 vs. Utah, 12/10	7 South Dakota St., 11/20	Turnovers	14, at North Carolina, 11/30	23, Presbyterian, 12/16
20 at North Carolina, 11/30	6 vs. Presbyterian, 12/16	Fouls	12, Morgan St., 12/6	25, at North Carolina, 11/30
20 vs. Maryland, 11/12	6 at Duke, 12/3		12, Clemson, 11/16	

* indicates program record

^ indicates Staley-era program record

2023-24 INDIVIDUAL SUPERLATIVES — ALL GAMES

Category	South Carolina	Opponent
Points in Game	23 by Kamilla Cardoso vs. South Dakota St., 11/20	37 by Alissa Pili, vs. Utah, 12/10
Points in a Half	16 by Kamilla Cardoso South Dakota St., 11/20	21 by Alissa Pili, vs. Utah, 12/10 (1st)
Points in a Quarter	13 by Kamilla Cardoso vs. Notre Dame (3rd), 11//6	14 by Alissa Pili, vs. Utah, 12/10 (2nd)
Field Goals Made	9 by Raven Johnson vs. South Dakota St., 11/20 9 by Kamilla Cardoso vs. Notre Dame, 11/6	15 by Alissa Pili, vs. Utah, 12/10
Field Goal Attempts	16 by MiLaysia Fulwiley vs. Presbyterian, 12/16 16 by MiLaysia Fulwiley vs. South Dakota St., 11/20	24 by Hannah Hidalgo, vs. Notre Dame, 11/6
FG Percentage	1.00 (5-5) by Raven Johnson vs. Morgan St., 12/6	.714 (5-7) by Faith Masonius, Maryland, 11/12
3-Point FG Made	4 by MiLaysia Fulwiley vs. Clemson, 11/16 4 by Te-Hina Paopao vs. Clemson, 11/16 4 by Te-Hina Paopao vs. Maryland, 11/12	5 by Reigan Richardson, at Duke, 12/3
3-Point FG Attempts	8 by Te-Hina Paopao vs. Maryland, 11/12	9 by Tilda Sjokvist, Presbyterian, 12/16 9 by Reigan Richardson, at Duke, 12/3 9 by Lexi Donarski, at North Carolina, 11/30
3-Point FG Percentage	.800 (4-5) by Te-Hina Paopao vs. Maryland, 11/12	.555 (5-9) by Reigan Richardson, at Duke, 12/3
Free Throws Made	7 by Kamilla Cardoso vs. South Dakota St., 11/20	8 by Hannah Hidalgo, vs. Notre Dame, 11/6
Free Throw Attempts	8 by MiLaysia Fulwiley vs. Morgan St., 12/6 8 by Kamilla Cardoso vs. South Dakota St., 11/20	12 by Hannah Hidalgo, vs. Notre Dame, 11/6
FT Percentage	1.00 (5-5) by Kamilla Cardoso vs. Utah, 12/10	.700 (7-10) by Deja Kelly, at North Carolina, 11/30
Rebounds	16 by Kamilla Cardoso at North Carolina, 11/30	12 by Alyssa Ustby, at North Carolina, 11/30
Assists	17 by Raven Johnson vs. Clemson, 11/16*	7 by Ines Vieira, vs. Utah 12/10
Steals	6 by MiLaysia Fulwiley vs. Notre Dame, 11/6	5 by Ines Vieira, vs. Utah 12/10
Blocked Shots	7 by Kamilla Cardoso vs. Presbyterian, 12/16	4 by Jadyon Donovan, at Duke, 12/3
Turnovers	5 by Raven Johnson vs. Utah, 12/10	8 by Tamaria Rumph, Morgan St., 12/6

* indicates program record

^ indicates Staley-era program record

THE LAST TIME...

INDIVIDUAL

Scored 50 Points

South Carolina 51, Jocelyn Penn vs. Stetson, 1/4/03
Opponent Never

Scored 40 Points

South Carolina 51, Jocelyn Penn vs. Stetson, 1/4/03
Opponent 41, Caitlyn Clark, Iowa, 3/31/23

Scored 30 Points

South Carolina 31, Zia Cooke at Georgia, 1/2/23
Opponent 37, Alissa Pili, vs. Utah 12/10/23

Grabbed 20 Rebounds

South Carolina 22, Aliyah Boston vs. N. Carolina, 3/25/22
Opponent 24, Teaira McCowan, at Mississippi State, 1/17/19

Grabbed 15 Rebounds

South Carolina 16, Kamilla Cardoso at North Carolina, 11/30/23
Opponent 18, Kiah Gillespie, Florida State, 3/24/19

Two Players with 20 or More Points

South Carolina Aliyah Boston 21/Zia Cooke 20 at Kentucky, 1/12/23
Opponent Hayley Frank 21/Lauren Hansen 21, at Missouri, 12/30/21

Two Players with 10 or More Rebounds

South Carolina Ashlyn Watkins 12/Chloe Kitts 10 vs. Presbyterian, 12/16/23
Opponent Alyssa Ustby 12/Maria Gakdeng 10, at North Carolina, 11/30/23

Three or More Players with 10 or More Rebounds

South Carolina A. Boston 12/V. Saxton 12/L. Amihere 11/L. Grissett 10 vs. Charleston, 11/25/20
Opponent W. Rolle 12/J. Breland 10/L. Broomfield 10, vs. North Carolina, 12/19/10

Had 10 Assists

South Carolina 17, Raven Johnson vs. Clemson, 11/16/23
Opponent 12, Channise Lewis, Maryland, 11/18/18

Had Five Steals

South Carolina 5, Raven Johnson vs. Mississippi Valley State, 11/24/23
Opponent 5, Ines Vieira, vs. Utah 12/10/23

Had Five Blocked Shots

South Carolina 7, Kamilla Cardoso / 6, Ashlyn Watkins vs. Presbyterian, 12/16/23
Opponent 5, Rita Igbokwe, vs. Ole Miss, 3/4/23

Had 20 Points and 20 Rebounds

South Carolina Aliyah Boston (28 pts/22 rebs) vs. N. Carolina, 3/25/22
Opponent Teaira McCowan (26 pts/24 rebs) at Mississippi State, 1/17/19

Had a Double-Double

South Carolina Chloe Kitts (11 pts/10 rebs) / Ashlyn Watkins (10 pts/12 rebs) vs. Presbyterian, 12/16/23
Opponent Alyssa Ustby (18 pts/12 rebs), at North Carolina, 11/30/23

Two Players had a Double-Double

South Carolina Chloe Kitts (11 pts/10 rebs) / Ashlyn Watkins (10 pts/12 rebs) vs. Presbyterian, 12/16/23
Opponent Lexie Hull (18 pts/13 rebs), vs. Stanford, 4/2/21

Three or More Players had a Double-Double

South Carolina L. Amihere (11 pts/11 rebs) / A. Boston (11 pts/12 rebs) / L. Grissett (13 pts/10 rebs) / V. Saxton (19 pts/12 rebs) vs. Charleston, 11/25/20
Opponent Shakira Austin (10 pts/16 rebs) / Kaila Charles (17 pts/10 rebs) / Channise Lewis (10 pts/12 assts), Maryland, 11/18/18

Had a Triple-Double

South Carolina Aliyah Boston (16 pts/11 rebs/10 blks) vs. Georgia, 1/21/21
Opponent Never

TEAM

Scored 100 Points

South Carolina 104 vs. Morgan St., 12/6/23
Opponent 103, Clemson, 11/21/03

Won by 30 or More Points

South Carolina 99-29 (70) vs. Presbyterian, 12/16/23
Opponent 66-34 (32), Georgia, 3/4/11

Overcame More Than 15-Point Deficit to Win

South Carolina 18 (16-34) 6:24 in 2nd qtr. vs. Stanford, 12/21/21*
Opponent 16 (21-37) 1:43 in 2nd qtr., at Tennessee, 2/18/21

Shot 65% or Better from the Field

South Carolina .683 (41-60) vs. Morgan St., 12/6/23
Opponent Never

Shot 60% or Better from the Field

South Carolina .619 (39-63) at Vanderbilt, 1/19/23
Opponent .604 (29-48), Vanderbilt, 1/18/01

Shot 50% or Better from the Field

South Carolina .521 (38-73) vs. Presbyterian, 12/16/23
Opponent .500 (29-58) vs. Maryland, 3/27/23

No Players in Double-Figure Points

South Carolina at Auburn, 1/19/12
Opponent Mississippi Valley State, 11/24/23

Five Players in Double-Figure Points

South Carolina at Duke, 12/3/23
Opponent at Alabama, 1/5/20

More Than Five Players in Double-Figure Points

South Carolina 7 vs. Presbyterian, 12/16/23
Opponent 6, Maryland, 11/18/18

Faced AP Top-25 Opponent

Win 78-69 vs. No. 11 Utah 12/10/23
Loss 67-75 at No. 21 Tennessee, 2/18/21

Faced AP Top-10 Opponent

Win 100-71 vs. No. 10 Notre Dame, 11/6/23
Loss 46-54 vs. No. 8 NC State, 12/3/20

Faced AP Top-5 Opponent

Win 88-64 vs. No. 3 LSU, 2/12/23
Loss 73-77 vs. No. 3, Iowa, 3/31/23

Faced AP No. 1 Team

Win Never
Loss 68-93 vs. Baylor, 3/30/19

Overtime Game

Win 64-57 at Ole Miss, 2/19/23
Loss 69-70 at Missouri, 12/30/21

Double-Overtime Game

Win 82-73 at Purdue, 12/16/18
Loss 92-94 at Clemson, 11/19/09

South Carolina Was Ranked (AP Poll)

No. 1 No. 1, 12/11/23
Top 5 No. 5, 3/8/21
Top 10 No. 6, 10/17/23
Top 25 No. 15, 3/19/19

* indicates program record

SOUTH CAROLINA SINGLE-QUARTER RECORDS

TEAM			INDIVIDUAL		
Scoring			Scoring		
Most	Points		Most	Points	
1. vs. Maryland, 11/12/23, 3rd qtr.	37		1. Kaela Davis at Auburn, 1/5/17, 1st qtr.	19	
vs. Saint Peter's, 11/22/16, 1st qtr.	37		2. A'ja Wilson vs. Notre Dame, 11/26/17, 4th qtr.	18	
3. vs. Presbyterian, 12/16/23 1st qtr/	36		3. Alexis Jennings at Florida, 2/17/19, 3rd qtr.	17	
at Kentucky, 1/12/23, 4th qtr.	36		4. Zia Cooke at Georgia, 1/2/23, 4th qtr.	15	
vs. Alabama, 2/3/22, 1st qtr.	36		Aliyah Boston vs. Florida, 12/31/20, 2nd qtr.	15	
at Vanderbilt, 1/12/20, 3rd qtr.	36		M. Herbert Harrigan vs. TX A&M, 3/1/20, 1st qtr.	15	
vs. Alabama State, 3rd qtr.	36		Kaela Davis vs. Quinnipiac, 3/25/17, 3rd qtr.	15	
			Tina Roy vs. Arkansas, 1/3/16, 3rd qtr.	15	
Fewest	Points		Rebounding		
1. vs. App State, 12/5/18, 4th qtr.	5		Most	Rebs	
2. vs. Oregon State, 3/23/21, 4th qtr.	6		1. Kamilla Cardoso vs. Ole Miss, 3/4/23, 2nd qtr.	9	
vs. Indiana, 11/28/19, 4th qtr.	6		Aliyah Boston vs. N. Carolina, 3/25/22, 4th qtr.	9	
vs. St. John's, 11/25/17, 2nd qtr.	6		LeLe Grissett at Vanderbilt, 1/14/21, 4th qtr.	9	
vs. Stanford, 3/31/17, 2nd qtr.	6		Aliyah Boston vs. UConn, 2/10/20, 1st qtr.	9	
vs. UCLA, 12/18/16, 1st qtr.	6		Aliyah Boston vs. Arkansas, 1/9/20, 1st qtr.	9	
			Alaina Coates at Arkansas, 2/5/17, 1st qtr.	9	
			Alaina Coates at Georgia, 1/26/17, 2nd qtr.	9	
Fewest Allowed	Points		Rebounding		
1. vs. Texas, 3/30/21, 4th qtr.	0		Total	Rebs	
at Vanderbilt, 1/14/21, 2nd qtr.	0		1. vs. Arkansas, 3/7/20, 4th qtr.	28	
at Ole Miss, 1/30/20, 1st qtr.	0		2. vs. Charleston, 11/25/20, 3rd qtr.	22	
4. at Cal Poly, 11/22/22, 1st qtr.	2		3. vs. Howard, 3/18/22, 1st qtr.	21	
vs. Howard, 3/18/22, 2nd qtr.	2		4. vs. Mississippi Valley State, 11/24/23, 2nd	20	
vs. Howard, 3/18/22, 1st qtr.	2		vs Coastal Carolina, 12/21/22, 1st qtr.	20	
vs. UConn, 2/10/20, 1st qtr.	2		vs. Hampton, 11/27/22, 3rd qtr.	20	
			vs. Howard, 3/18/22, 3rd qtr.	20	
			vs. Howard, 3/18/22, 2nd qtr.	20	
			vs. Charleston, 11/25/20, 1st qtr.	20	
			at Ohio State, 11/14/16, 1st qtr.	20	
Most Allowed	Points		Margin	Rebs	Margin
1. vs. Baylor, 12/2/18, 1st qtr.	32		1. vs. Hampton, 11/27/22, 3rd qtr.	20-2	+18
at Maryland, 11/13/17, 4th qtr.	32		vs. Charleston, 11/25/20, 3rd qtr.	22-4	+18
vs. Kentucky, 2/26/17, 4th qtr.	32		3. vs. Arkansas, 1/22/23, 2nd qtr.	19-2	+17
4. vs. Arkansas, 3/8/19, 3rd qtr.	30		4. vs. Arkansas, 1/22/23, 3rd qtr.	18-2	+16
vs. Connecticut, 3/26/18, 1st qtr.	30		vs. Howard, 3/18/22, 2nd qtr.	20-4	+16
vs. Syracuse, 3/25/16, 4th qtr.	30		vs. Arkansas, 3/7/20, 4th qtr.	21-5	+16
Margin of Difference					
Lead	Score	Margin			
1. vs. Alabama State, 11/5/19, 3rd qtr.	36-9	+37			
2. vs. App State, 11/17/19, 1st qtr.	35-3	+32			
3. vs. Charleston, 11/25/20, 3rd qtr.	34-8	+26			
vs. USC Upstate, 11/21/19, 3rd qtr.	33-7	+26			
vs. Arkansas, 1/3/16, 2nd qtr.	35-9	+26			
5. vs. Clemson, 11/16/23, 1st qtr.	31-6	+25			
vs. Saint Peter's, 11/22/16, 1st qtr.	37-12	+25			
Deficit	Score	Margin			
1. vs. UConn, 2/1/18, 2nd qtr.	8-29	-21			
2. at Tennessee, 2/15/18, 3rd qtr.	9-29	-20			
3. vs. Baylor, 12/2/18, 1st qtr.	13-32	-19			
at Mississippi State, 2/5/18, 4th qtr.	9-28	-19			
5. vs. Indiana, 11/28/19, 4th qtr.	6-24	-18			
vs. Connecticut, 3/26/18, 1st qtr.	12-30	-18			
Field Goals					
Made	FGM				
1. at Florida, 2/27/20, 1st qtr.	15				
vs. Saint Peter's, 11/22/16, 1st qtr.	15				
3. vs. Coastal Carolina, 12/21/22, 1st qtr.	14				
vs. Alabama, 2/3/22, 1st qtr.	14				
vs. App State, 11/17/19, 1st qtr.	14				
vs. Notre Dame, 11/26/17, 4th qtr.	14				
vs. Arkansas, 1/3/16, 2nd qtr.	14				
Attempts	FGA				
1. vs. Arkansas, 3/7/20, 4th qtr.	28				
2. vs. Howard, 3/18/22, 1st qtr.	25				
vs. Arkansas, 1/9/20, 3rd qtr.	25				
4. 6 times, last vs. Maryland, 11/12/23, 3rd qtr.	24				



Great Gamecock Fans

18,000	Georgia, 2/26/23
18,000	LSU, 2/12/23
18,000	Tennessee, 2/20/22
18,000	Texas A&M, 3/1/20
18,000	UConn, 2/10/20
18,000	Mississippi State, 3/3/19
18,000	UConn, 2/1/18
18,000	Kentucky, 2/26/17
18,000	UConn, 2/8/16
17,712	Clemson, 11/22/02*
17,156	Kentucky, 1/11/15
16,815	Ohio State, 11/13/15
16,465	Auburn, 1/2/15

* Inaugural Night of Colonial Life Arena

Year-by-Year Record

Year	Record	Pct.	Att. Avg.
2002-03	14-2	.875	3,244
2003-04	5-6	.455	1,828
2004-05	8-9	.471	1,764
2005-06	12-5	.706	1,455
2006-07	15-5	.750	1,845
2007-08	12-6	.667	1,802
2008-09	6-9	.400	2,793
2009-10	7-5	.583	3,442
2010-11	14-5	.737	2,996
2011-12	12-3	.800	3,139
2012-13	12-3	.800	4,082
2013-14	16-0	1.000	6,371
2014-15	16-0	1.000	12,293
2015-16	16-1	.941	14,364
2016-17	15-1	.938	12,277
2017-18	15-2	.882	13,239
2018-19	11-4	.733	11,542
2019-20	15-0	1.000	12,185
2020-21	10-1	.909	3,500*
2021-22	16-0	1.000	12,268
2022-23	17-0	1.000	12,942
2023-24	6-0	1.000	15,590
Total	270-67	.801	7,042*
Staley Era	204-34	.857	9,279*

* 2020-21 attendance not counted in average or streaks due to COVID-19 regulation restrictions

In women's basketball, Colonial Life Arena has become one of the most feared places to play as enormous crowds fill the building with passion for the Gamecocks.

The state of South Carolina has rallied around head coach Dawn Staley's program in unprecedented numbers as the Gamecocks have led the nation in average attendance in each of the last nine seasons. The Gamecocks were one of a few programs to finish the 2019-20 season averaging over 10,000 fans and boast nine sellouts (18,000) in the last eight seasons of full capacity arenas.

Colonial Life Arena is more than just the home of South Carolina men's and women's basketball, though. It is also a thriving entertainment venue that the city of Columbia and its surrounding metropolitan area are able to enjoy throughout the year.

Colonial Life Arena is the largest arena in the state of South Carolina with 18,000 seats, and the 10th-largest on-campus basketball facility in the nation. Located on the beautiful University of South Carolina campus, this one-of-a-kind facility features 41 suites, four entertainment suites, and the Frank McGuire Club, a full-service hospitality room that has a capacity of 300. The state-of-the-art facility also features plush seating, a technologically advanced sound system and a one-of-a-kind selection of unique concession foods that will delight fans of all ages.

In Summer 2017, a 12-display center-hung video board and ribbon boards were added to the arena bowl at a cost of \$4.2 million. The center-hung board features four convex-curved main displays that measure approximately 12' x 20' and can show any combination of live video, instant replays, statistics and game information, graphics and animations, and sponsorship messages.

The Arena has hosted numerous sold out shows, including Barnum and Bailey Circus, Paul McCartney, country superstars Kenny Chesney and Taylor Swift, WWE Wrestling, Kanye West and numerous other acts.

The largest building ever constructed at the University of South Carolina at 342,000 square feet, the Arena has an intimate double-deck design that puts every seat close to the action. The cantilever of the upper deck over the lower deck extends further than any other arena of its size with great sight lines.

Two spacious locker rooms for Gamecock men's and women's basketball include team meeting rooms, recruiting rooms, coaches locker rooms and an athletic training room.

Colonial Life Arena Notables

- Nine-Time National Attendance Leader (2015-present)
- NCAA Tournament Host in 2015, 2016, 2017, 2018
- 117 consecutive regular-season games with at least 10,000 fans (Jan. 2, 2015)*
- 9 official sellouts (18,000) since 2015-16 season
- 6 undefeated seasons at home
- Longest home win streak – 47 games (12/17-20-present)

"It is a beautiful thing to see unfold because a lot of people really didn't think it could get done. I tip my hat to Gamecock Nation for making this a wonderful place and creating a home court advantage that allows us to win close basketball games."

– South Carolina Head Coach Dawn Staley



DAWN STALEY Head Coach

16th Season at South Carolina • 24th Season in Career

Catapulting South Carolina into the national spotlight when she was hired in May 2008, Dawn Staley has made the Gamecocks a mainstay in the battle for SEC and national championships. Under her leadership, the Gamecocks have reached many firsts – National Championships, NCAA Final Fours, No. 1 rankings, SEC regular-season and tournament titles, SEC Players of the Year, National Players of the Year, WNBA No. 1 Draft picks, an undefeated regular season, and No. 1 recruiting classes – to name the most notable.

In Staley's previous 15 seasons at the helm of the Gamecocks, highlights include:

- Two National Championships (2017, 2022)
- Five NCAA Final Fours in the last eight tournaments (2015, 2017, 2021, 2022, 2023)
- Ranking in the AP Top 25 every week since Dec. 10, 2012, the third-longest active streak in the nation (211)
- Six 30-win seasons, including a program-record 36 wins in 2022-23
- Seven SEC regular-season championships (2014, 2015, 2016, 2017, 2020, 2022, 2023)
- Seven SEC Tournament titles (2015, 2016, 2017, 2018, 2020, 2021, 2023)
- Three top-two recruiting classes (#1 in 2021, #1 in 2019, #2 in 2014)
- Nine NCAA Attendance titles (2015, 2016, 2017, 2018, 2019, 2020, 2021, 2022, 2023)

While her coaching career is in full bloom, Staley is still recognized for her body of work as a one of the most decorated participants in United States women's basketball history. The Naismith Memorial Basketball Hall of Fame solidified that legacy with her enshrinement as part of the Class of 2013. The Phoenix Club of Philadelphia established the Dawn Staley Award recognizing the nation's top guard in women's Division I basketball in 2013 as well. Staley was inducted into the Women's Basketball Hall of Fame as part of the Class of 2012.

In her 24th season as a head coach, Staley has led her college teams to 13 25-win seasons, a total of 19 postseason appearances (two WNIT) and 172 weeks in the Associated Press top 10, including the Gamecocks' 68 in the No. 1 spot – the fourth most times in the top spot in the history of that poll. Her .758 winning percentage (583-186) ranks ninth in the nation among active head coaches with at least 15 years of experience and 13th all-time.

Also a force in USA Basketball, Staley was named the U.S. Women's National Team head coach for 2017-21, leading the U.S. to gold in the 2018 FIBA World Cup and the 2019 and 2021 FIBA AmeriCups and stretching the U.S. Olympic gold medal streak to seven straight at the 2020 Tokyo Olympic Games. Prior to that appointment, Staley led three other U.S. teams to gold medals and served as an assistant on the Senior National Team 2006-08 and again 2014-16, during which the U.S. claimed gold in the 2014 FIBA World Championship and the 2008 and 2016 Olympics.

Now in her 16th season leading the Gamecocks, Staley has been named National Coach of the Year four times with her 2020 unanimous selection making her the first former Naismith Player of the Year to earn the Naismith Coach of the Year award. She is also a six-time SEC Coach of the Year. Staley is the only Gamecock basketball coach – men's or women's – to amass 300 victories at South Carolina and was the fastest coach to 200 wins in program history, needing just 277 games at South Carolina to reach the plateau. She is the program's all-time winningest coach (411) with a program-record 12 postseason appearances and is the only black head coach in men's or women's basketball to win multiple national championships.

In the vaunted SEC, Staley's 183 league wins are the most among active league coaches and third all-time, trailing just Andy Landers (Georgia, 273) and Pat Summitt (Tennessee, 306). Her .769 SEC winning percentage (183-55) is second only to Summitt (874) in league history. Her Gamecocks are the only SEC program with multiple 16-0 seasons in league history, hitting that mark in 2015-16, 2019-20 and 2022-23.

In addition to coaching two National Players of the Year and a National Freshman of the Year, Staley has helped 10 Gamecocks collect 25 All-America selections, three to pick up seven SEC Player of the Year honors, three to earn SEC Defensive Player of the Year recognition a total of seven times, two to SEC 6th Player of the Year honors and six to capture SEC Freshman of the Year. She has coached 18 Gamecocks to All-SEC honors a combined 37 times, including 20 first-team selections. In the last nine years, 14 Gamecocks have been selected in the WNBA Draft, including 10 first-rounders, highlighted by two overall No. 1 picks. Three Gamecocks have been named WNBA Rookie of the Year.

STALEY YEAR-BY-YEAR AT SOUTH CAROLINA

Year	School	Record	Conf. Rec.	Conf. Finish	Postseason
2008-09	South Carolina	10-18	2-12	11th	
2009-10	South Carolina	14-15	7-9	T-7th	
2010-11	South Carolina	18-15	8-8	T-5th	WNIT 2nd Round
2011-12	South Carolina	25-10	10-6	T-4th	NCAA Sweet 16
2012-13	South Carolina	25-8	11-5	T-4th	NCAA 2nd Round
2013-14	South Carolina	29-5	14-2	1st	NCAA Sweet 16
2014-15	South Carolina	34-3	15-1	T-1st	SEC Tourn. Champ./NCAA Final Four
2015-16	South Carolina	33-2	16-0	1st	SEC Tourn. Champ./NCAA Sweet 16
2016-17	South Carolina	33-4	14-2	1st	SEC Tourn. Champ./NCAA Champ.
2017-18	South Carolina	29-7	12-4	T-2nd	SEC Tourn. Champ./NCAA Elite Eight
2018-19	South Carolina	23-10	13-3	2nd	NCAA Sweet 16
2019-20	South Carolina	32-1	16-0	1st	SEC Tourn. Champ./NCAA canceled
2020-21	South Carolina	26-5	14-2	2nd	SEC Tourn. Champ./NCAA Final Four
2021-22	South Carolina	35-2	15-1	1st	NCAA Champion
2022-23	South Carolina	36-1	16-0	1st	SEC Tourn. Champ./NCAA Final Four
2023-24	South Carolina	10-0	0-0		
At SC	16th season	412-106	183-55	7 SEC Titles	7 SEC Trn. Titles, 2 NCAA Titles, 10 Sweet 16s
At Temple	8 seasons	172-80	100-25	3 A-10 Titles	4 A-10 Tourn. Titles, 6 NCAA appearances
Career	24th season	584-186	283-80		

QUICK FACTS

Coaching Highlights

College

- 17 NCAA Tournament Appearances (11 at South Carolina)
- 2x NCAA National Champion (2017, 2022)
- 6 30-Win Seasons
- 8 Regular-Season Conference Titles (SEC 2014, 2015, 2016, 2017, 2020, 2022, 2023; A-10 2008)
- 11 Conference Tournament Titles (SEC 2015, 2016, 2017, 2018, 2020, 2021, 2023; A-10 2002, 2004, 2005, 2006)
- 4-time National Coach of the Year (2014, 2020, 2022, 2023)
- 4-time WBCA Region Coach of the Year (Region 3 2014, 2015, 2016; Region 1 2005)
- Eight-time Conference Coach of the Year (SEC 2014, 2015, 2016, 2020, 2022, 2023; A-10 2004, 2005)

USA Basketball

- Senior National Team Head Coach (2017-21) – Tokyo Olympics gold (2020); FIBA AmeriCup gold (2021); co-National Coach of the Year (2021); FIBA AmeriCup gold (2019), FIBA World Cup gold (2018), National Coach of the Year (2018)
- Senior National Team Asst. Coach (2006-08, 2014-16) – Rio Olympics gold medal (2016), FIBA World Championship gold medal (2014), Beijing Olympics gold medal (2008), FIBA Americas Championship gold medal (2007), FIBA World Championship bronze medal (2006)
- U19 National Team Head Coach – FIBA U19 World Championship gold medal (2015), co-National Coach of the Year (2015)
- U18 National Team Head Coach – FIBA U18 Americas Championship gold medal (2014)
- Pan Am Games Head Coach – Gold medal (2007)

Playing Highlights

U.S. Professional – 11 seasons

- Five-time WNBA All-Star (2001, 2002, 2003, 2005, 2006)
- Two-time ABL All-Star (1997, 1998)
- WNBA All-Decade Team

USA Basketball

- Olympic gold medalist (1996, 2000, 2004)
- Flag bearer for U.S. in Olympic Games Opening Ceremony (2004)
- Two-time USA Basketball Female Athlete of the Year (1994, 2004)

College – Virginia (1989-92)

- Kodak All-America (1990, 1991, 1992)
- Honda-Broderick Cup Award for Collegiate Female Athlete of the Year (1991)
- Two-time ACC Player of the Year (1991, 1992)
- NCAA Tournament MOP (1991)

Other Notables

- Naismith Memorial Basketball Hall of Fame, Class of 2013
- Order of the Palmetto Recipient (2013)
- Women's Basketball Hall of Fame, Class of 2012
- Two-time Wanamaker Award (1997, 2005)
- Henry P. Iba Citizenship Award (2007)

STALEY ERA SINGLE-GAME RECORDS

Scoring

Most	Points
1. vs. Charleston, 11/25/20	119
2. vs. Maryland, 11/12/23	114
3. vs. Savannah State, 12/14/14	111
4. vs. Clemson, 11/16/23	109
5. at Vanderbilt, 1/14/21	106

Fewest	Points
1. at Stanford, 11/26/10	32*
2. vs. Georgia, 3/4/11	34
3. vs. Mississippi State, 3/5/09	39
4. at Georgia, 1/13/13	40
5. at Mississippi State, 2/26/09	41

Fewest Allowed	Points
1. vs. Mississippi Valley State, 11/24/23	19*
2. vs. Howard, 3/18/22	21
vs. South Carolina State, 12/14/11	21
4. vs. Charleston Southern, 12/18/22	23
5. vs. Presbyterian, 11/27/11	24

Most Allowed	Points
1. at Connecticut, 2/11/19	97
2. vs. Arkansas, 3/8/19	95
3. vs. Baylor, 12/2/18	94
vs. Connecticut, 3/26/18	94
at Clemson, 11/19/09	94

Margin of Outcome

Victory	Score	Margin
1. vs. Miss. Valley State, 11/24/23	101-19	+82
2. vs. Charleston, 11/25/20	119-38	+81
3. vs. Presbyterian, 12/16/23	99-29	+70
vs. East Tennessee State, 11/7/22	101-31	+70
vs. Charleston Southern, 11/8/13	99-29	+70

Defeat	Score	Margin
1. at Stanford, 11/26/10	32-70	-38
2. vs. Georgia, 3/4/11	34-66	-32
3. vs. Stanford, 12/19/08	47-78	-31
4. at Penn State, 11/21/10	48-78	-30
5. vs. Connecticut, 3/26/18	65-94	-29
vs. Connecticut, 12/28/08	48-77	-29

Field Goals

Made	FGM
1. vs. Clemson, 11/16/23	44
2. vs. Maryland, 11/12/23	43
vs. Notre Dame, 11/6/23	43
vs. Coastal Carolina, 12/21/22	43
5. at Vanderbilt, 1/14/21	42
vs. Charleston, 11/25/20	42

Attempts	FGA
1. vs. Clemson, 11/16/23	83
vs. Maryland, 11/12/23	83
3. vs. Arkansas, 3/7/20	82
4. at Arkansas, 2/3/19	80
5. 4x, most recent	79
vs. South Dakota State, 11/20/23	
vs. Notre Dame, 11/6/23	

Highest Percentage (Min. 40 FGA)	FGM-A	Pct
1. vs. Morgan State, 12/6/23	41-60	.683
2. at Vanderbilt, 1/18/18	36-54	.667
3. vs. Auburn, 1/5/23	36-57	.647
4. vs. Savannah State, 3/20/15	34-53	.642
5. at Alabama, 1/8/15	37-58	.638

Lowest Percentage (Min. 40 FGA)	FGM-A	Pct
1. at Stanford, 11/26/10	12-55	.218
2. vs. Georgia, 3/4/11	12-52	.231
3. at Florida, 1/20/13	15-64	.234
4. at Kentucky, 2/5/09	13-55	.236
5. at Georgia, 1/2/11	13-54	.241

Lowest %age Allowed (Min. 40 FGA)	FGM-A	Pct
1. vs. Miss. Valley State, 11/24/23	8-67	.119*
2. vs. South Carolina State, 12/14/11	6-48	.125
2. vs. Howard, 3/18/22	8-54	.148
3. vs. Presbyterian, 12/16/23	10-64	.156
4. vs. Charleston Southern, 12/18/22	8-50	.160
vs. NC Central, 12/2/13	8-50	.160

Highest %age Allowed (Min. 40 FGA)	FGM-A	Pct
1. vs. Connecticut, 3/26/18	37-63	.587
2. vs. Connecticut, 2/11/19	37-65	.569
3. vs. Connecticut, 12/28/08	35-62	.565
vs. Florida, 1/9/11	26-46	.565
5. vs. Tennessee, 1/14/18	31-55	.564

3-Point Field Goals

Made	3FGM
1. vs. Minnesota, 12/11/16	16
2. vs. Temple, 12/21/18	15
3. vs. Appalachian State, 12/5/18	14
at Auburn, 1/5/17	14
5. at Iowa State, 12/6/20	13

Attempts	3FGA
1. vs. Howard, 3/18/22	38
2. vs. Minnesota, 12/11/16	33
3. vs. Syracuse, 3/25/16	32
4. vs. Temple, 12/21/18	31
5. vs. Drake, 11/24/18 (includes overtime)	30

Percentage (Min. 5 3FGA)	3FGM-A	Pct
1. vs. ETSU, 11/22/18	11-16	.688
2. vs. Kentucky, 2/18/18	6-9	.667
vs. Oregon State, 3/25/14	4-6	.667
vs. Ole Miss, 1/30/14	4-6	.667
vs. Savannah State, 12/28/13	4-6	.667
vs. Western Carolina, 12/29/12	6-9	.667
at Alabama, 1/10/10	8-12	.667
vs. Charlotte, 12/21/08	8-12	.667

Free Throws

Made	FTM
1. vs. Savannah State, 12/14/14	34
vs. Oregon State, 3/25/14	34
3. vs. Missouri, 1/10/16	32
vs. Ole Miss, 1/30/14	32
at Mississippi State, 1/6/12	32

Attempts	FTA
1. at Mississippi State, 1/6/13	50
2. vs. Savannah State, 12/28/13	48
3. vs. Charleston, 11/25/20	47
vs. Savannah State, 12/14/14	47
5. vs. Missouri, 2/2/14	46

Percentage (Min. 10 FTA)	FTM-A	Pct
1. vs. Alabama, 1/31/21	19-20	.950
2. vs. Quinnipiac, 3/25/17	18-19	.947
3. at Texas A&M, 2/23/17	15-16	.923
4. vs. Kentucky, 2/18/18	23-25	.920
5. vs. N.C. A&T, 11/29/21	11-12	.917
vs. Temple, 12/21/18	11-12	.917

Rebounding

Total	Rebs
1. vs. Arkansas, 1/22/23	74
2. vs. Clemson, 11/16/23	73
vs. Charleston, 11/25/20	73
4. vs. Howard, 3/18/22	69
5. vs. Mississippi Valley State, 11/24/23	66

Margin	Rebs	Margin
1. vs. Arkansas, 1/22/23	74-17	+57
2. vs. Hampton, 11/27/22	62-15	+47
3. vs. Clemson, 11/16/23	73-27	+46
4. vs. Charleston, 11/25/20	73-28	+45
5. vs. Howard, 3/18/22	69-28	+41

Offensive	Off. Rebs
1. vs. Arkansas, 1/22/23	32
2. vs. Tennessee, 2/20/22	31
3. vs. Howard, 3/18/22	30
4. vs. Elon, 11/9/12	29
5. vs. Arkansas, 3/7/20	28

Turnovers

Fewest	TOs
1. at Tennessee, 2/2/12	4
2. 10 times, most recent, at Ole Miss, 1/4/18	5

Most	TOs
1. at Wake Forest, 12/3/08	32
2. at Ole Miss, 2/25/16	29
vs. Hampton, 11/22/12	29
vs. Kentucky, 1/15/12	29
5. at Kentucky, 1/13/11	28

Assists

1. vs. Clemson, 11/16/23	30
vs. Maryland, 11/12/23	30
3. vs. Notre Dame, 11/6/23	29
vs. Minnesota, 12/11/16	29
5. vs. Mississippi Valley State, 11/24/23	27

Steals

1. at Alabama State, 11/11/18	22
2. vs. Alabama State, 11/10/17	21
vs. NC Central, 12/1/14	21
vs. Furman, 12/11/11	21
5. vs. San Diego State, 11/23/14	18

Blocked Shots

1. vs. Presbyterian, 12/16/23	17*
vs. Appalachian State, 11/17/19	17*
3. vs. South Dakota State, 11/20/23	16
vs. Coastal Carolina, 12/21/22	16
vs. Kansas State, 12/3/21	16
vs. Clemson, 11/15/18	16
vs. Winthrop, 12/13/15	16

* indicates also a school record



Official Basketball Box Score - Final
Notre Dame at South Carolina
11/06/23 Hale Georges Center arena, Paris,
2023-24 Women's Basketball

Game Time: 1:00 PM
Game Duration: 2:03
Attendance: 3,203

Officials: Gina Cross, Maj Forsberg, Angelica Suffren

Table with columns: NO. Name, Min, FG, 3P, FT, Rebounds, Fouls, TP, AS, TO, ST, Blocks, +/-

Shooting By Period table with columns: 1st, 2nd, 3rd, 4th, GM FG%, 3PT%, FT%

Table with columns: NO. Name, Min, FG, 3P, FT, Rebounds, Fouls, TP, AS, TO, ST, Blocks, +/-

Shooting By Period table with columns: 1st, 2nd, 3rd, 4th, GM FG%, 3PT%, FT%

Summary table with columns: UND, USC, Points from, Turnovers, Paint, Second Chance, Fast Breaks, Bench



Official Basketball Box Score - Final
Maryland at South Carolina
11/12/23 Colonial Life Arena, Columbia,
2023-24 Women's Basketball

Game Time: 1:00 PM
Game Duration: 1:52
Attendance: 16,007

Officials: Kevin Penhale, Brian Hall, Natasha Curry

Table with columns: NO. Name, Min, FG, 3P, FT, Rebounds, Fouls, TP, AS, TO, ST, Blocks, +/-

Shooting By Period table with columns: 1st, 2nd, 3rd, 4th, GM FG%, 3PT%, FT%

Table with columns: NO. Name, Min, FG, 3P, FT, Rebounds, Fouls, TP, AS, TO, ST, Blocks, +/-

Shooting By Period table with columns: 1st, 2nd, 3rd, 4th, GM FG%, 3PT%, FT%

Summary table with columns: MAR, USC, Points from, Turnovers, Paint, Second Chance, Fast Breaks, Bench



Official Basketball Box Score - Final
Clemson at South Carolina
11/16/23 Colonial Life Arena, Columbia,
2023-24 Women's Basketball

Game Time: 7:00 PM
Game Duration: 1:46
Attendance: 16,820

Officials: Roy Gubeyan, Denise Brooks, Tori Pallo

Table with columns: NO. Name, Min, FG, 3P, FT, Rebounds, Fouls, TP, AS, TO, ST, Blocks, +/-

Shooting By Period table with columns: 1st, 2nd, 3rd, 4th, GM FG%, 3PT%, FT%

Table with columns: NO. Name, Min, FG, 3P, FT, Rebounds, Fouls, TP, AS, TO, ST, Blocks, +/-

Shooting By Period table with columns: 1st, 2nd, 3rd, 4th, GM FG%, 3PT%, FT%

Summary table with columns: CLE, USC, Points from, Turnovers, Paint, Second Chance, Fast Breaks, Bench



Official Basketball Box Score - Final
South Dakota St. at South Carolina
11/20/23 Colonial Life Arena, Columbia,
2023-24 Women's Basketball

Game Time: 7:00 PM
Game Duration: 1:40
Attendance: 14,799

Officials: Angelica Suffren, Puulani Spurlock-Welsh, Cameron Inouye

Table with columns: NO. Name, Min, FG, 3P, FT, Rebounds, Fouls, TP, AS, TO, ST, Blocks, +/-

Shooting By Period table with columns: 1st, 2nd, 3rd, 4th, GM FG%, 3PT%, FT%

Table with columns: NO. Name, Min, FG, 3P, FT, Rebounds, Fouls, TP, AS, TO, ST, Blocks, +/-

Shooting By Period table with columns: 1st, 2nd, 3rd, 4th, GM FG%, 3PT%, FT%

Summary table with columns: SDS, USC, Points from, Turnovers, Paint, Second Chance, Fast Breaks, Bench



Official Basketball Box Score - Final
Mississippi Val. at South Carolina
11/24/23 Colonial Life Arena, Columbia
2023-24 Women's Basketball

Game Time: 1:00 PM
Game Duration: 1:48
Attendance: 14,558

Officials: Katie Lukanich, Charles Watson, Sarah Williams

Table with columns: NO., Name, Min, FG, 3P, FT, Rebounds, Fouls, TP, AS, TO, ST, Blocks, +/-, Shooting By Period (1st-4th FG%, 3PT%, FT%), GM FG%, 3PT%, FT%, Team, Totals.

Technical Fouls:NONE

Dead Ball Rebounds: 3,2

Table with columns: NO., Name, Min, FG, 3P, FT, Rebounds, Fouls, TP, AS, TO, ST, Blocks, +/-, Shooting By Period (1st-4th FG%, 3PT%, FT%), GM FG%, 3PT%, FT%, Team, Totals.

Technical Fouls:NONE

Dead Ball Rebounds: 2,1

Summary table with columns: MVS, USC, Points from Turnovers, Paint, Second Chance, Fast Breaks, Bench, Period by Period Scoring (1st-4th TOT).



Official Basketball Box Score - Final
South Carolina at North Carolina
11/30/23 Carmichael Arena, Chapel Hill
2023-24 Women's Basketball

Game Time: 7:00 PM
Game Duration: 2:11
Attendance: 6,319

Officials: Dee Kanter, Denise Brooks, Fatou Cissoko-Shepkins

Table with columns: NO., Name, Min, FG, 3P, FT, Rebounds, Fouls, TP, AS, TO, ST, Blocks, +/-, Shooting By Period (1st-4th FG%, 3PT%, FT%), GM FG%, 3PT%, FT%, Team, Totals.

Technical Fouls:Watkins 1#2:09

Dead Ball Rebounds: 4,0

Table with columns: NO., Name, Min, FG, 3P, FT, Rebounds, Fouls, TP, AS, TO, ST, Blocks, +/-, Shooting By Period (1st-4th FG%, 3PT%, FT%), GM FG%, 3PT%, FT%, Team, Totals.

Technical Fouls:Kelly 1#2:09

Dead Ball Rebounds: 3,1

Summary table with columns: USC, UNC, Points from Turnovers, Paint, Second Chance, Fast Breaks, Bench, Period by Period Scoring (1st-4th TOT).



Official Basketball Box Score - Final
South Carolina at Duke
12/09/23 Cameron Indoor Stadium, Durham
2023-24 Women's Basketball

Game Time: 1:00 PM
Game Duration: 1:51
Attendance: 5,607

Officials: Joseph Vaszly, Katie Lukanich, Bily Smith

Table with columns: NO., Name, Min, FG, 3P, FT, Rebounds, Fouls, TP, AS, TO, ST, Blocks, +/-, Shooting By Period (1st-4th FG%, 3PT%, FT%), GM FG%, 3PT%, FT%, Team, Totals.

Technical Fouls:Johnson 2#0:00

Dead Ball Rebounds: 3,0

Table with columns: NO., Name, Min, FG, 3P, FT, Rebounds, Fouls, TP, AS, TO, ST, Blocks, +/-, Shooting By Period (1st-4th FG%, 3PT%, FT%), GM FG%, 3PT%, FT%, Team, Totals.

Technical Fouls:Donovan 2#0:00

Dead Ball Rebounds: 2,0

Summary table with columns: SC, DU, Points from Turnovers, Paint, Second Chance, Fast Breaks, Bench, Period by Period Scoring (1st-4th TOT).



Official Basketball Box Score - Final
Morgan St. at South Carolina
12/06/23 Colonial Life Arena, Columbia
2023-24 Women's Basketball

Game Time: 7:00 PM
Game Duration: 1:41
Attendance: 16,181

Officials: Denise Brooks, Carla Fountain, Nicole Brannon

Table with columns: NO., Name, Min, FG, 3P, FT, Rebounds, Fouls, TP, AS, TO, ST, Blocks, +/-, Shooting By Period (1st-4th FG%, 3PT%, FT%), GM FG%, 3PT%, FT%, Team, Totals.

Technical Fouls:NONE

Dead Ball Rebounds: 1,0

Table with columns: NO., Name, Min, FG, 3P, FT, Rebounds, Fouls, TP, AS, TO, ST, Blocks, +/-, Shooting By Period (1st-4th FG%, 3PT%, FT%), GM FG%, 3PT%, FT%, Team, Totals.

Technical Fouls:NONE

Dead Ball Rebounds: 3,0

Summary table with columns: MSU, USC, Points from Turnovers, Paint, Second Chance, Fast Breaks, Bench, Period by Period Scoring (1st-4th TOT).



Official Basketball Box Score - Final
Utah at South Carolina
12/10/23 Morgan Sun Arena, Unconville
2023-24 Women's Basketball

Game Time: 2:30 PM
Game Duration: 1:53

Officials: Puanani Spurlock Welch, Tyler Trimble, Mark Resch

Utah - 69 Record: 8-2. Table with columns: NO. Name, Min, FG, 3P, FT, Rebounds, Fouls, TP, AS, TO, ST, Blocks, +/-.

Shooting By Period. Table with columns: 1st, 2nd, 3rd, 4th, GM FG%, FT%, 3PT%.

Technical Fouls: NONE

Dead Ball Rebounds: 1-0

South Carolina - 78 Record: 9-0. Table with columns: NO. Name, Min, FG, 3P, FT, Rebounds, Fouls, TP, AS, TO, ST, Blocks, +/-.

Shooting By Period. Table with columns: 1st, 2nd, 3rd, 4th, GM FG%, FT%, 3PT%.

Technical Fouls: NONE

Dead Ball Rebounds: 2-0

Summary table with columns: Biggest lead, Best Scoring Run, Lead Changes, Times Tied, Time with Lead, Points from Turnovers, Paint, Second Chance, Fast Breaks, Bench, Period by Period Scoring.



Official Basketball Box Score - Final
Presbyterian at South Carolina
12/16/23 Colonial Life Arena, Columbia
2023-24 Women's Basketball

Game Time: 1:00 PM
Game Duration: 1:58
Attendance: 15,176

Officials: Felicia Grinter, Ryan Durham, Leah Laine

Presbyterian - 29 Record: 8-4. Table with columns: NO. Name, Min, FG, 3P, FT, Rebounds, Fouls, TP, AS, TO, ST, Blocks, +/-.

Shooting By Period. Table with columns: 1st, 2nd, 3rd, 4th, GM FG%, FT%, 3PT%.

Technical Fouls: NONE

Dead Ball Rebounds: 4-2

South Carolina - 99 Record: 10-0. Table with columns: NO. Name, Min, FG, 3P, FT, Rebounds, Fouls, TP, AS, TO, ST, Blocks, +/-.

Shooting By Period. Table with columns: 1st, 2nd, 3rd, 4th, GM FG%, FT%, 3PT%.

Technical Fouls: NONE

Dead Ball Rebounds: 6-0

Summary table with columns: Biggest lead, Best Scoring Run, Lead Changes, Times Tied, Time with Lead, Points from Turnovers, Paint, Second Chance, Fast Breaks, Bench, Period by Period Scoring.



**2023-24 South Carolina Women's Basketball
Team Game-by-Game
All games**

Page 1/1
as of Dec 16, 2023

Opponent	Date	Score	W	Total		3-Pointers		Free throws		Rebounds				PF	A	TO	BLK	STL	PTS	AVG
				FG-FGA	PCT	3FG-3FGA	PCT	FT-FTA	PCT	OFF	DEF	TOT	AVG							
vs Notre Dame	11/06/2023	100-71	W	43-79	.544	5-16	.313	9-13	.692	16	31	47	47.0	18	29	14	11	12	100	100.0
Maryland	11/12/2023	114-76	W	43-83	.518	12-24	.500	16-25	.640	19	34	53	50.0	20	30	10	11	9	114	107.0
Clemson	11/16/2023	109-40	W	44-83	.530	10-26	.385	11-20	.550	25	48	73	57.7	16	30	13	9	11	109	107.7
South Dakota St.	11/20/2023	78-38	W	34-79	.430	0-12	.000	10-18	.556	21	31	52	56.3	7	16	7	16	15	78	100.3
Mississippi Val.	11/24/2023	101-19	W	41-75	.547	5-20	.250	14-22	.636	17	49	66	58.2	9	27	15	15	9	101	100.4
at North Carolina	11/30/2023	65-58	W	22-56	.393	6-11	.545	15-22	.682	6	33	39	55.0	20	8	13	7	6	65	94.5
at Duke	12/03/2023	77-61	W	26-52	.500	9-15	.600	16-23	.696	13	32	45	53.6	6	12	20	3	7	77	92.0
Morgan St.	12/06/2023	104-38	W	41-60	.683	9-16	.563	13-17	.765	9	38	47	52.8	9	26	16	7	11	104	93.5
vs Utah	12/10/2023	78-69	W	30-55	.545	6-16	.375	12-18	.667	9	28	37	51.0	19	13	23	7	6	78	91.8
Presbyterian	12/16/2023	99-29	W	38-73	.521	10-22	.455	13-21	.619	19	36	55	51.4	6	21	8	17	14	99	92.5
Total		925		362-695	.521	72-178	.404	129-199	.648	154	360	514	51.4	130	212	139	103	100	925	92.5
Opponents		499		190-665	.286	49-200	.245	70-107	.654	125	202	327	32.7	178	92	178	27	70	499	49.9

South Carolina Averages

Games Played	Points/game	FG Pct	3FG Pct	FT Pct	Rebounds/game	Assists/game	Turnovers/game	Assist/Turnover ratio	Steals/game	Blocks/game
10	92.5	52.1	40.4	64.8	51.4	21.2	13.9	1.5	10.0	10.3



**2023-24 South Carolina Women's Basketball
Opponents Game-by-Game
All games**

Page 1/1
as of Dec 16, 2023

Opponent	Date	Score	W	Total		3-Pointers		Free throws		Rebounds				PF	A	TO	BLK	STL	PTS	AVG
				FG-FGA	PCT	3FG-3FGA	PCT	FT-FTA	PCT	OFF	DEF	TOT	AVG							
vs Notre Dame	11/06/2023	100-71	W	25-76	.329	6-20	.300	15-21	.714	21	23	44	44.0	19	12	18	4	9	71	71.0
Maryland	11/12/2023	114-76	W	29-71	.408	10-22	.455	8-12	.667	11	22	33	38.5	22	15	15	1	4	76	73.5
Clemson	11/16/2023	109-40	W	16-72	.222	3-28	.107	5-11	.455	11	16	27	34.7	12	7	16	1	7	40	62.3
South Dakota St.	11/20/2023	78-38	W	17-62	.274	2-13	.154	2-4	.500	13	26	39	35.8	15	5	21	2	3	38	56.3
Mississippi Val.	11/24/2023	101-19	W	8-67	.119	1-19	.053	2-8	.250	12	21	33	35.2	19	4	19	3	6	19	48.8
at North Carolina	11/30/2023	65-58	W	21-67	.313	4-21	.190	12-17	.706	15	30	45	36.8	25	12	14	7	5	58	50.3
at Duke	12/03/2023	77-61	W	24-65	.369	11-23	.478	2-2	1.000	7	17	24	35.0	19	14	16	8	11	61	51.9
Morgan St.	12/06/2023	104-38	W	12-59	.203	3-17	.176	11-13	.846	10	11	21	33.3	12	6	19	0	11	38	50.1
vs Utah	12/10/2023	78-69	W	28-62	.452	5-20	.250	8-11	.727	8	20	28	32.7	22	13	17	1	11	69	52.2
Presbyterian	12/16/2023	99-29	W	10-64	.156	4-17	.235	5-8	.625	17	16	33	32.7	13	4	23	0	3	29	49.9
Total		499		190-665	.286	49-200	.245	70-107	.654	125	202	327	32.7	178	92	178	27	70	499	49.9
South Carolina		925		362-695	.521	72-178	.404	129-199	.648	154	360	514	51.4	130	212	139	103	100	925	92.5

Opponents Averages

Games Played	Points/game	FG Pct	3FG Pct	FT Pct	Rebounds/game	Assists/game	Turnovers/game	Assist/Turnover ratio	Steals/game	Blocks/game
10	49.9	28.6	24.5	65.4	32.7	9.2	17.8	0.5	7.0	2.7



2023-24 South Carolina Women's Basketball
Points-rebounds-assists
All games

Page 1/1
 as of Dec 16, 2023

Opponent	Date	Score	0	2	5	10	12	20	21	23	24	25	35		
vs Notre Dame	11/06/2023	100-71	PAO	0	14-3-6	7-5-2	1-0-2	20-15-1	17-1-6	12-4-0	7-1-2	7-3-1	4-5-2	11-2-7	0-1-0
Maryland	11/12/2023	114-76	TE	14-0-8	13-11-2	12-7-4	12-1-2	8-6-1	13-10-1	12-1-2	7-1-0	8-3-8	8-3-8	3-1-0	
Clemson	11/16/2023	109-40	W	14-3-1	12-10-1	DNP	18-9-3	6-6-1	12-2-1	8-5-1	8-4-1	6-8-17	10-6-0		
South Dakota St.	11/20/2023	78-38	W	DNP	8-5-3	DNP	11-5-3	6-6-1	5-9-0	5-7-2	2-1-1	2-1-1	18-3-6		
Mississippi Val.	11/24/2023	101-19	W	10-8-1	14-7-1	DNP	17-4-5	12-5-4	11-5-1	5-2-3	2-7-4	12-8-5	4-5-0		
at North Carolina	11/30/2023	65-58	W	14-5-4	10-4-0	0-0-0	0-0-0	6-16-2	0-0-0	11-3-0	15-1-0	9-7-2	0-0-0		
at Duke	12/03/2023	77-61	W	12-1-1	2-4-0	0-1-0	9-0-1	1-1-0	14-9-3	13-3-1	DNP	11-4-4	0-0-0		
Morgan St.	12/06/2023	104-38	W	12-1-5	8-4-1	16-1-1	14-1-6	10-6-1	7-14-4	9-1-3	6-2-0	12-2-5	0-1-0		
vs Utah	12/10/2023	78-69	W	15-3-2	8-6-0	2-0-0	11-2-1	3-3-1	11-7-4	7-4-0	DNP	2-2-4	2-1-0		
Presbyterian	12/16/2023	99-29	W	6-2-6	10-12-1	13-1-3	18-7-4	2-2-1	11-10-2	10-3-0	5-5-1	DNP	12-1-0		



**2023-24 South Carolina Women's Basketball
Individual Game-by-Game
All games**

Page 1/11
as of Dec 16, 2023

#0 PAOPAO, Te-Hina

Opponent	Date	GS	MIN	Total		3-Pointers		Free throws		Rebounds				PF	A	TO	BLK	STL	PTS	AVG	
				FG-FGA	PCT	3FG-3FGA	PCT	FT-FTA	PCT	OFF	DEF	TOT	AVG								
vs Notre Dame	11/06/2023	*	27:28	6-10	.600	2-4	.500	0-0	.000	0	3	3	3.0	1	6	1	0	3	14	14.0	
Maryland	11/12/2023	*	29:55	5-12	.417	4-8	.500	0-0	.000	0	0	0	1.5	1	8	3	0	1	14	14.0	
Clemson	11/16/2023	*	19:19	5-8	.625	4-5	.800	0-0	.000	1	2	3	2.0	0	1	2	0	0	14	14.0	
Mississippi Val.	11/24/2023	*	20:40	4-7	.571	2-5	.400	0-0	.000	1	7	8	3.5	0	1	1	1	0	10	13.0	
at North Carolina	11/30/2023	*	37:02	5-14	.357	3-6	.500	1-2	.500	0	5	5	3.8	1	4	0	0	1	14	13.2	
at Duke	12/03/2023	*	26:01	3-7	.429	2-4	.500	4-6	.667	1	0	1	3.3	0	1	3	0	0	12	13.0	
Morgan St.	12/06/2023	*	22:47	4-6	.667	2-4	.500	2-2	1.000	0	1	1	3.0	0	5	1	0	1	12	12.9	
vs Utah	12/10/2023	*	35:02	6-11	.545	3-7	.429	0-0	.000	0	3	3	3.0	2	2	3	0	3	15	13.1	
Presbyterian	12/16/2023	*	23:20	2-6	.333	2-4	.500	0-0	.000	0	2	2	2.9	0	6	1	0	2	6	12.3	
Totals			9	241:34	40-81	.494	24-47	.511	7-10	.700	3	23	26	2.9	5	34	15	1	11	111	12.3

PAOPAO, Te-hina

SEASON	TEAM	GP-GS	MIN/AVG	Field Goals		3-Point		F-Throws		Rebounds				Scoring						
				FG-FGA	FG%	3FG-3FGA	3FG%	FT-FTA	FT%	OFF	DEF	TOT	AVG	PF-FO	A	TO	BLK	STL	PTS	AVG
2020-21	Oregon	19-19	540/28.4	78-180	.433	30-76	.395	8-10	.800	14	47	61	3.2	27-0	84	35	5	27	194	10.2
2021-22	Oregon	23-22	752/32.7	118-305	.387	36-120	.300	40-46	.870	21	71	92	4.0	29-0	76	46	3	25	312	13.6
2022-23	Oregon	35-35	1139/32.5	166-377	.440	81-191	.424	44-50	.880	38	110	148	4.2	36-0	117	64	11	45	457	13.1
2023-24	USC	9-9	242/26.8	40-81	.494	24-47	.511	7-10	.700	3	23	26	2.9	5-0	34	15	1	11	111	12.3
TOTAL FOR USC	9-9	242/26.8	40-81	.494	24-47	.511	7-10	.700	3	23	26	2.9	5-0	34	15	1	11	111	12.3	
TOTAL	86-85	2672/31.1	402-943	.426	171-434	.394	99-116	.853	76	251	327	3.8	97-0	311	160	20	108	1074	12.5	



**2023-24 South Carolina Women's Basketball
Individual Game-by-Game
All games**

Page 2/11
as of Dec 16, 2023

#2 WATKINS, Ashlyn

Opponent	Date	GS	MIN	Total		3-Pointers		Free throws		Rebounds				PF	A	TO	BLK	STL	PTS	AVG	
				FG-FGA	PCT	3FG-3FGA	PCT	FT-FTA	PCT	OFF	DEF	TOT	AVG								
vs Notre Dame	11/06/2023		17:49	3-4	.750	0-0	.000	1-1	1.000	1	4	5	5.0	3	2	1	4	0	7	7.0	
Maryland	11/12/2023		16:39	5-10	.500	0-0	.000	3-5	.600	7	4	11	8.0	4	2	0	5	1	13	10.0	
Clemson	11/16/2023		24:46	6-10	.600	0-0	.000	0-0	.000	6	4	10	8.7	0	1	0	4	1	12	10.7	
South Dakota St.	11/20/2023		18:25	4-9	.444	0-0	.000	0-2	.000	2	3	5	7.8	2	3	2	3	4	8	10.0	
Mississippi Val.	11/24/2023		20:29	7-8	.875	0-0	.000	0-2	.000	2	5	7	7.6	1	1	3	3	1	14	10.8	
at North Carolina	11/30/2023		18:13	4-8	.500	0-0	.000	2-2	1.000	1	3	4	7.0	4	0	1	1	0	10	10.7	
at Duke	12/03/2023		07:18	1-1	1.000	0-0	.000	0-2	.000	1	3	4	6.6	0	0	2	0	1	2	9.4	
Morgan St.	12/06/2023		09:24	4-7	.571	0-0	.000	0-0	.000	1	3	4	6.3	1	1	0	2	3	8	9.3	
vs Utah	12/10/2023		17:33	3-4	.750	0-0	.000	2-4	.500	3	3	6	6.2	3	0	1	2	0	8	9.1	
Presbyterian	12/16/2023		22:15	4-7	.571	0-0	.000	2-4	.500	5	7	12	6.8	3	1	0	6	2	10	9.2	
Totals			0	172:51	41-68	.603	0-0	.000	10-22	.455	29	39	68	6.8	21	11	10	30	13	92	9.2

WATKINS, Ashlyn

SEASON	TEAM	GP-GS	MIN/AVG	Field Goals		3-Point		F-Throws		Rebounds				Scoring						
				FG-FGA	FG%	3FG-3FGA	3FG%	FT-FTA	FT%	OFF	DEF	TOT	AVG	PF-FO	A	TO	BLK	STL	PTS	AVG
2022-23	USC	32-0	342/10.7	67-119	.563	1-3	.333	23-49	.469	41	58	99	3.1	31-0	14	28	25	22	158	4.9
2023-24	USC	10-0	173/17.3	41-68	.603	0-0	.000	10-22	.455	29	39	68	6.8	21-0	11	10	30	13	92	9.2
TOTAL	42-0	515/12.3	108-187	.578	1-3	.333	33-71	.465	70	97	167	4.0	52-0	25	38	55	35	250	6.0	



2023-24 South Carolina Women's Basketball
Individual Game-by-Game
All games

Page 3/11
as of Dec 16, 2023

#5 JOHNSON, Tessa

Opponent	Date	GS	MIN	Total		3-Pointers		Free throws		Rebounds				PF	A	TO	BLK	STL	PTS	AVG
				FG-FGA	PCT	3FG-3FGA	PCT	FT-FTA	PCT	OFF	DEF	TOT	AVG							
vs Notre Dame	11/06/2023		12:28	0-2	.000	0-1	.000	1-2	.500	0	0	0	0.0	1	2	1	0	1	1	1.0
Maryland	11/12/2023		18:32	4-7	.571	2-4	.500	2-3	.667	0	7	7	3.5	3	4	2	0	3	12	6.5
at North Carolina	11/30/2023		09:24	0-0	.000	0-0	.000	0-0	.000	0	0	0	2.3	0	0	2	0	0	0	4.3
at Duke	12/03/2023		04:41	0-2	.000	0-1	.000	0-0	.000	1	0	1	2.0	0	0	0	0	0	0	3.3
Morgan St.	12/06/2023	*	26:09	7-9	.778	2-2	1.000	0-0	.000	0	1	1	1.8	0	1	0	0	1	16	5.8
vs Utah	12/10/2023		07:48	1-2	.500	0-1	.000	0-0	.000	0	0	0	1.5	0	0	0	0	1	2	5.2
Presbyterian	12/16/2023		24:42	5-6	.833	3-4	.750	0-0	.000	0	1	1	1.4	0	3	3	0	2	13	6.3
Totals		1	103:44	17-28	.607	7-13	.538	3-5	.600	1	9	10	1.4	4	10	8	0	8	44	6.3

JOHNSON, Tessa

SEASON	TEAM	GP-GS	MIN/AVG	Field Goals		3-Point		F-Throws		Rebounds				Scoring						
				FG-FGA	FG%	3FG-3FGA	3FG%	FT-FTA	FT%	OFF	DEF	TOT	AVG	PF-FO	A	TO	BLK	STL	PTS	AVG
2023-24	USC	7-1	104/14.8	17-28	.607	7-13	.538	3-5	.600	1	9	10	1.4	4-0	10	8	0	8	44	6.3
TOTAL		7-1	104/14.8	17-28	.607	7-13	.538	3-5	.600	1	9	10	1.4	4-0	10	8	0	8	44	6.3



2023-24 South Carolina Women's Basketball
Individual Game-by-Game
All games

Page 4/11
as of Dec 16, 2023

#10 CARDOSO, Kamilla

Opponent	Date	GS	MIN	Total		3-Pointers		Free throws		Rebounds				PF	A	TO	BLK	STL	PTS	AVG
				FG-FGA	PCT	3FG-3FGA	PCT	FT-FTA	PCT	OFF	DEF	TOT	AVG							
vs Notre Dame	11/06/2023	*	24:22	9-14	.643	0-0	.000	2-3	.667	6	9	15	15.0	2	1	2	4	0	20	20.0
Maryland	11/12/2023	*	24:52	5-7	.714	0-0	.000	2-2	1.000	1	6	7	11.0	4	2	1	2	0	12	16.0
Clemson	11/16/2023	*	22:57	6-9	.667	0-0	.000	3-7	.429	4	9	13	11.7	1	4	2	3	0	15	15.7
South Dakota St.	11/20/2023	*	32:10	8-12	.667	0-0	.000	7-8	.875	5	5	10	11.3	1	0	0	6	1	23	17.5
Mississippi Val.	11/24/2023	*	20:34	7-13	.538	0-0	.000	0-3	.000	5	5	10	11.0	1	3	0	5	0	14	16.8
at North Carolina	11/30/2023	*	32:52	2-5	.400	0-0	.000	2-4	.500	3	13	16	11.8	5	2	2	4	2	6	15.0
at Duke	12/03/2023	*	34:55	5-10	.500	0-0	.000	5-7	.714	3	11	14	12.1	0	2	3	0	2	15	15.0
Morgan St.	12/06/2023		20:20	4-5	.800	0-0	.000	2-2	1.000	1	6	7	11.5	0	0	2	2	0	10	14.4
vs Utah	12/10/2023	*	25:25	6-9	.667	0-0	.000	5-5	1.000	0	6	6	10.9	4	1	4	2	0	17	14.7
Presbyterian	12/16/2023	*	22:30	5-8	.625	0-0	.000	2-3	.667	5	4	9	10.7	1	3	1	7	0	12	14.4
Totals		9	260:57	57-92	.620	0-0	.000	30-44	.682	33	74	107	10.7	19	18	17	35	5	144	14.4

CARDOSO, Kamilla

SEASON	TEAM	GP-GS	MIN/AVG	Field Goals		3-Point		F-Throws		Rebounds				Scoring						
				FG-FGA	FG%	3FG-3FGA	3FG%	FT-FTA	FT%	OFF	DEF	TOT	AVG	PF-FO	A	TO	BLK	STL	PTS	AVG
2020-21	SU	24-23	565/23.5	132-229	.576	0-1	.000	62-103	.602	82	111	193	8.0	65-0	16	42	65	15	326	13.6
2021-22	USC	32-0	424/13.3	68-123	.553	0-0	.000	38-53	.717	61	103	164	5.1	49-0	31	39	46	11	174	5.4
2022-23	USC	36-0	678/18.8	138-247	.559	0-0	.000	77-111	.694	134	173	307	8.5	69-1	33	39	70	14	353	9.8
2023-24	USC	10-9	261/26.1	57-92	.620	0-0	.000	30-44	.682	33	74	107	10.7	19-1	18	17	35	5	144	14.4
TOTAL FOR USC		78-9	1363/17.5	263-462	.569	0-0	.000	145-208	.697	228	350	578	7.4	137-2	82	95	151	30	671	8.6
TOTAL		102-32	1928/18.9	395-691	.572	0-1	.000	207-311	.666	310	461	771	7.6	202-2	98	137	216	45	997	9.8



**2023-24 South Carolina Women's Basketball
Individual Game-by-Game
All games**

Page 5/11
as of Dec 16, 2023

#12 FULWILEY, MiLaysia

Opponent	Date	GS	MIN	Total		3-Pointers		Free throws		Rebounds				PF	A	TO	BLK	STL	PTS	AVG
				FG-FGA	PCT	3FG-3FGA	PCT	FT-FTA	PCT	OFF	DEF	TOT	AVG							
vs Notre Dame	11/06/2023		25:57	8-14	.571	1-4	.250	0-2	.000	0	1	1	1.0	2	6	1	1	6	17	17.0
Maryland	11/12/2023		14:46	4-8	.500	2-4	.500	2-2	1.000	0	1	1	1.0	2	2	1	2	2	12	14.5
Clemson	11/16/2023		16:11	7-13	.538	4-7	.571	0-0	.000	3	6	9	3.7	5	3	3	0	1	18	15.7
South Dakota St.	11/20/2023	*	34:16	5-16	.313	0-4	.000	1-1	1.000	2	3	5	4.0	2	3	2	2	0	11	14.5
Mississippi Val.	11/24/2023		26:14	6-12	.500	0-5	.000	5-7	.714	0	4	4	4.0	3	5	4	2	1	17	15.0
at North Carolina	11/30/2023		03:23	0-1	.000	0-0	.000	0-0	.000	0	0	0	3.3	1	0	0	1	0	0	12.5
at Duke	12/03/2023		16:39	3-5	.600	1-2	.500	2-2	1.000	0	0	0	2.9	2	1	2	2	1	9	12.0
Morgan St.	12/06/2023		21:03	4-8	.500	0-3	.000	6-8	.750	0	1	1	2.6	3	6	3	1	1	14	12.3
vs Utah	12/10/2023		10:09	4-5	.800	3-3	1.000	0-0	.000	0	2	2	2.6	2	1	4	1	0	11	12.1
Presbyterian	12/16/2023	*	20:45	8-16	.500	2-7	.286	0-0	.000	1	6	7	3.0	0	4	0	3	4	18	12.7
Totals		2	189:24	49-98	.500	13-39	.333	16-22	.727	6	24	30	3.0	22	31	20	15	16	127	12.7

FULWILEY, Milaysia

				Field Goals		3-Point		F-Throws		Rebounds				Scoring						
SEASON	TEAM	GP-GS	MIN/AVG	FG-FGA	FG%	3FG-3FGA	3FG%	FT-FTA	FT%	OFF	DEF	TOT	AVG	PF-FO	A	TO	BLK	STL	PTS	AVG
2023-24	USC	10-2	189/18.9	49-98	.500	13-39	.333	16-22	.727	6	24	30	3.0	22-1	31	20	15	16	127	12.7
TOTAL		10-2	189/18.9	49-98	.500	13-39	.333	16-22	.727	6	24	30	3.0	22-1	31	20	15	16	127	12.7



**2023-24 South Carolina Women's Basketball
Individual Game-by-Game
All games**

Page 6/11
as of Dec 16, 2023

#20 FEAGIN, Sania

Opponent	Date	GS	MIN	Total		3-Pointers		Free throws		Rebounds				PF	A	TO	BLK	STL	PTS	AVG
				FG-FGA	PCT	3FG-3FGA	PCT	FT-FTA	PCT	OFF	DEF	TOT	AVG							
vs Notre Dame	11/06/2023		13:56	6-9	.667	0-0	.000	0-0	.000	3	1	4	4.0	2	0	2	0	0	12	12.0
Maryland	11/12/2023		13:36	4-7	.571	0-0	.000	0-0	.000	3	3	6	5.0	3	1	0	0	0	8	10.0
Clemson	11/16/2023		20:42	2-6	.333	0-2	.000	2-4	.500	2	4	6	5.3	1	1	1	0	1	6	8.7
South Dakota St.	11/20/2023		15:29	3-8	.375	0-0	.000	0-0	.000	2	4	6	5.5	0	1	0	1	1	6	8.0
Mississippi Val.	11/24/2023		21:04	5-8	.625	0-0	.000	2-2	1.000	2	3	5	5.4	2	4	3	2	0	12	8.8
at North Carolina	11/30/2023		02:38	0-2	.000	0-0	.000	0-0	.000	0	0	0	4.5	0	0	0	0	0	0	7.3
at Duke	12/03/2023		04:08	0-0	.000	0-0	.000	1-2	.500	0	1	1	4.0	0	0	1	0	0	1	6.4
Morgan St.	12/06/2023		15:36	5-6	.833	0-0	.000	0-0	.000	1	5	6	4.3	0	1	1	1	1	10	6.9
vs Utah	12/10/2023		09:16	1-2	.500	0-0	.000	1-2	.500	1	2	3	4.1	3	1	2	0	1	3	6.4
Presbyterian	12/16/2023		15:04	1-2	.500	0-0	.000	0-0	.000	0	2	2	3.9	1	1	1	0	0	2	6.0
Totals		0	131:29	27-50	.540	0-2	.000	6-10	.600	14	25	39	3.9	12	10	11	4	4	60	6.0

FEAGIN, Sania

				Field Goals		3-Point		F-Throws		Rebounds				Scoring						
SEASON	TEAM	GP-GS	MIN/AVG	FG-FGA	FG%	3FG-3FGA	3FG%	FT-FTA	FT%	OFF	DEF	TOT	AVG	PF-FO	A	TO	BLK	STL	PTS	AVG
2021-22	USC	31-0	132/4.3	21-34	.618	0-0	.000	16-28	.571	14	31	45	1.5	19-0	6	18	12	5	58	1.9
2022-23	USC	27-0	213/7.9	54-90	.600	1-1	1.000	22-30	.733	29	36	65	2.4	31-0	7	22	19	4	131	4.9
2023-24	USC	10-0	131/13.1	27-50	.540	0-2	.000	6-10	.600	14	25	39	3.9	12-0	10	11	4	4	60	6.0
TOTAL		68-0	476/7.0	102-174	.586	1-3	.333	44-68	.647	57	92	149	2.2	62-0	23	51	35	13	249	3.7



**2023-24 South Carolina Women's Basketball
Individual Game-by-Game
All games**

Page 7/11
as of Dec 16, 2023

#21 KITTS, Chloe

Opponent	Date	GS	MIN	Total		3-Pointers		Free throws		Rebounds				PF	A	TO	BLK	STL	PTS	AVG	
				FG-FGA	PCT	3FG-3FGA	PCT	FT-FTA	PCT	OFF	DEF	TOT	AVG								
vs Notre Dame	11/06/2023	*	12:55	2-3	.667	0-0	.000	3-3	1.000	0	1	1	1.0	1	2	1	2	0	7	7.0	
Maryland	11/12/2023	*	20:38	5-11	.455	0-0	.000	3-6	.500	3	7	10	5.5	0	1	0	1	1	13	10.0	
Clemson	11/16/2023	*	10:28	5-6	.833	0-0	.000	2-3	.667	1	1	2	4.3	0	1	0	0	1	12	10.7	
South Dakota St.	11/20/2023	*	19:05	2-7	.286	0-1	.000	1-4	.250	3	6	9	5.5	2	0	1	1	0	5	9.3	
Mississippi Val.	11/24/2023	*	18:50	4-7	.571	0-0	.000	3-4	.750	1	4	5	5.4	1	1	0	2	0	11	9.6	
at North Carolina	11/30/2023	*	19:49	3-10	.300	0-0	.000	5-6	.833	1	2	3	5.0	2	0	2	0	0	11	9.8	
at Duke	12/03/2023	*	31:16	6-12	.500	0-0	.000	2-2	1.000	1	8	9	5.6	2	3	2	1	0	14	10.4	
Morgan St.	12/06/2023	*	19:21	2-4	.500	0-0	.000	3-4	.750	3	11	14	6.6	0	4	4	0	1	7	10.0	
vs Utah	12/10/2023	*	24:38	4-7	.571	0-0	.000	3-6	.500	2	5	7	6.7	2	4	2	0	0	11	10.1	
Presbyterian	12/16/2023	*	20:13	4-7	.571	0-0	.000	3-6	.500	4	6	10	7.0	0	2	2	0	0	11	10.2	
Totals			10	197:13	37-74	.500	0-1	.000	28-44	.636	19	51	70	7.0	10	18	14	7	3	102	10.2

KITTS, Chloe

				Field Goals		3-Point		F-Throws		Rebounds				Scoring						
SEASON	TEAM	GP-GS	MIN/AVG	FG-FGA	FG%	3FG-3FGA	3FG%	FT-FTA	FT%	OFF	DEF	TOT	AVG	PF-FO	A	TO	BLK	STL	PTS	AVG
2022-23	USC	18-0	124/6.9	12-32	.375	1-4	.250	4-8	.500	9	20	29	1.6	11-0	12	8	1	4	29	1.6
2023-24	USC	10-10	197/19.7	37-74	.500	0-1	.000	28-44	.636	19	51	70	7.0	10-0	18	14	7	3	102	10.2
TOTAL		28-10	322/11.5	49-106	.462	1-5	.200	32-52	.615	28	71	99	3.5	21-0	30	22	8	7	131	4.7



**2023-24 South Carolina Women's Basketball
Individual Game-by-Game
All games**

Page 8/11
as of Dec 16, 2023

#23 HALL, Bree

Opponent	Date	GS	MIN	Total		3-Pointers		Free throws		Rebounds				PF	A	TO	BLK	STL	PTS	AVG	
				FG-FGA	PCT	3FG-3FGA	PCT	FT-FTA	PCT	OFF	DEF	TOT	AVG								
vs Notre Dame	11/06/2023	*	26:25	2-8	.250	1-4	.250	2-2	1.000	1	2	3	3.0	0	1	0	0	0	7	7.0	
Maryland	11/12/2023	*	23:53	5-9	.556	2-4	.500	0-0	.000	1	0	1	2.0	2	2	2	1	0	12	9.5	
Clemson	11/16/2023	*	23:34	3-10	.300	1-5	.200	1-2	.500	0	5	5	3.0	1	1	2	1	1	8	9.0	
South Dakota St.	11/20/2023	*	25:52	2-9	.222	0-3	.000	1-2	.500	2	5	7	4.0	0	2	0	1	1	5	8.0	
Mississippi Val.	11/24/2023	*	22:02	2-9	.222	1-6	.167	0-0	.000	2	0	2	3.6	0	3	2	0	1	5	7.4	
at North Carolina	11/30/2023	*	33:04	5-6	.833	3-4	.750	2-2	1.000	0	1	1	3.2	3	0	1	1	0	15	8.7	
at Duke	12/03/2023	*	35:20	4-7	.571	3-4	.750	2-2	1.000	0	3	3	3.1	0	1	3	0	1	13	9.3	
Morgan St.	12/06/2023	*	15:20	3-5	.600	3-4	.750	0-0	.000	0	1	1	2.9	0	3	1	0	1	9	9.3	
vs Utah	12/10/2023	*	34:23	3-8	.375	0-3	.000	1-1	1.000	0	4	4	3.0	0	0	1	2	0	7	9.0	
Presbyterian	12/16/2023	*	23:02	3-7	.429	2-5	.400	2-2	1.000	0	3	3	3.0	1	0	0	0	1	10	9.1	
Totals			10	262:55	32-78	.410	16-42	.381	11-13	.846	6	24	30	3.0	7	13	12	6	6	91	9.1

HALL, Bree

				Field Goals		3-Point		F-Throws		Rebounds				Scoring						
SEASON	TEAM	GP-GS	MIN/AVG	FG-FGA	FG%	3FG-3FGA	3FG%	FT-FTA	FT%	OFF	DEF	TOT	AVG	PF-FO	A	TO	BLK	STL	PTS	AVG
2021-22	USC	36-0	334/9.3	32-102	.314	14-46	.304	19-30	.633	12	41	53	1.5	43-0	1	23	1	5	97	2.7
2022-23	USC	35-0	487/13.9	66-163	.405	23-64	.359	19-31	.613	23	42	65	1.9	37-0	10	16	11	11	174	5.0
2023-24	USC	10-10	263/26.3	32-78	.410	16-42	.381	11-13	.846	6	24	30	3.0	7-0	13	12	6	6	91	9.1
TOTAL		81-10	1084/13.4	130-343	.379	53-152	.349	49-74	.662	41	107	148	1.8	87-0	24	51	18	22	362	4.5



2023-24 South Carolina Women's Basketball
Individual Game-by-Game
All games

Page 9/11
as of Dec 16, 2023

#24 JAH, Sahnya

Opponent	Date	GS	MIN	Total		3-Pointers		Free throws		Rebounds				PF	A	TO	BLK	STL	PTS	AVG
				FG-FGA	PCT	3FG-3FGA	PCT	FT-FTA	PCT	OFF	DEF	TOT	AVG							
vs Notre Dame	11/06/2023		08:02	2-4	.500	0-0	.000	0-0	.000	2	3	5	5.0	2	2	1	0	1	4	4.0
Maryland	11/12/2023		04:16	3-4	.750	0-1	.000	1-3	.333	0	1	1	3.0	0	0	0	0	0	7	5.5
Clemson	11/16/2023		14:08	3-9	.333	1-4	.250	1-2	.500	3	1	4	3.3	3	1	1	0	1	8	6.3
South Dakota St.	11/20/2023		17:44	1-5	.200	0-2	.000	0-0	.000	0	1	1	2.8	0	1	1	1	2	2	5.3
Mississippi Val.	11/24/2023		14:56	1-5	.200	0-1	.000	0-0	.000	1	6	7	3.6	1	4	0	0	1	2	4.6
at North Carolina	11/30/2023		01:59	0-1	.000	0-0	.000	0-0	.000	0	0	0	3.0	1	0	0	0	0	0	3.8
Morgan St.	12/06/2023		13:37	3-5	.600	0-1	.000	0-1	.000	0	2	2	2.9	3	0	2	0	0	6	4.1
Presbyterian	12/16/2023		16:47	2-8	.250	1-2	.500	0-2	.000	2	3	5	3.1	0	1	0	0	1	5	4.3
Totals		0	91:29	15-41	.366	2-11	.182	2-8	.250	8	17	25	3.1	10	9	5	1	6	34	4.3

JAH, Sahnya

				Field Goals		3-Point		F-Throws		Rebounds				Scoring						
SEASON	TEAM	GP-GS	MIN/AVG	FG-FGA	FG%	3FG-3FGA	3FG%	FT-FTA	FT%	OFF	DEF	TOT	AVG	PF-FO	A	TO	BLK	STL	PTS	AVG
2023-24	USC	8-0	91/11.4	15-41	.366	2-11	.182	2-8	.250	8	17	25	3.1	10-0	9	5	1	6	34	4.3
TOTAL		8-0	91/11.4	15-41	.366	2-11	.182	2-8	.250	8	17	25	3.1	10-0	9	5	1	6	34	4.3



2023-24 South Carolina Women's Basketball
Individual Game-by-Game
All games

Page 10/11
as of Dec 16, 2023

#25 JOHNSON, Raven

Opponent	Date	GS	MIN	Total		3-Pointers		Free throws		Rebounds				PF	A	TO	BLK	STL	PTS	AVG
				FG-FGA	PCT	3FG-3FGA	PCT	FT-FTA	PCT	OFF	DEF	TOT	AVG							
vs Notre Dame	11/06/2023	*	22:02	5-10	.500	1-3	.333	0-0	.000	0	2	2	2.0	3	7	2	0	1	11	11.0
Maryland	11/12/2023	*	29:08	3-8	.375	2-3	.667	0-0	.000	0	3	3	2.5	1	8	1	0	1	8	9.5
Clemson	11/16/2023	*	32:26	3-8	.375	0-3	.000	0-0	.000	2	6	8	4.3	2	17	2	0	5	6	8.3
South Dakota St.	11/20/2023	*	29:21	9-13	.692	0-2	.000	0-1	.000	2	1	3	4.0	0	6	1	0	5	18	10.8
Mississippi Val.	11/24/2023	*	24:25	4-5	.800	2-3	.667	2-2	1.000	1	7	8	4.8	0	5	1	0	5	12	11.0
at North Carolina	11/30/2023	*	37:07	3-8	.375	0-1	.000	3-6	.500	0	7	7	5.2	2	2	4	0	3	9	10.7
at Duke	12/03/2023	*	37:18	4-7	.571	3-4	.750	0-0	.000	0	4	4	5.0	1	4	3	0	2	11	10.7
Morgan St.	12/06/2023		21:04	5-5	1.000	2-2	1.000	0-0	.000	0	2	2	4.6	1	5	2	0	2	12	10.9
vs Utah	12/10/2023	*	32:38	1-6	.167	0-2	.000	0-0	.000	0	2	2	4.3	2	4	5	0	1	2	9.9
Totals		8	265:29	37-70	.529	10-23	.435	5-9	.556	5	34	39	4.3	12	58	21	0	25	89	9.9

JOHNSON, Raven

				Field Goals		3-Point		F-Throws		Rebounds				Scoring						
SEASON	TEAM	GP-GS	MIN/AVG	FG-FGA	FG%	3FG-3FGA	3FG%	FT-FTA	FT%	OFF	DEF	TOT	AVG	PF-FO	A	TO	BLK	STL	PTS	AVG
2021-22	USC	2-0	8/4.2	0-1	.000	0-0	.000	0-0	.000	0	1	1	0.5	0-0	0	1	0	0	0	0.0
2022-23	USC	36-3	674/18.7	60-163	.368	14-58	.241	17-26	.654	20	74	94	2.6	38-0	123	52	13	40	151	4.2
2023-24	USC	9-8	265/29.5	37-70	.529	10-23	.435	5-9	.556	5	34	39	4.3	12-0	58	21	0	25	89	9.9
TOTAL		47-11	948/20.2	97-234	.415	24-81	.296	22-35	.629	25	109	134	2.9	50-0	181	74	13	65	240	5.1



**2023-24 South Carolina Women's Basketball
Individual Game-by-Game
All games**

Page 11/11
as of Dec 16, 2023

#35 WALKER, Sakima

Opponent	Date	GS	MIN	Total		3-Pointers		Free throws		Rebounds				PF	A	TO	BLK	STL	PTS	AVG
				FG-FGA	PCT	3FG-3FGA	PCT	FT-FTA	PCT	OFF	DEF	TOT	AVG							
vs Notre Dame	11/06/2023		08:35	0-1	.000	0-0	.000	0-0	.000	0	1	1	1.0	1	0	2	0	0	0	0.0
Maryland	11/12/2023		03:46	0-0	.000	0-0	.000	3-4	.750	1	0	1	1.0	0	0	0	0	0	3	1.5
Clemson	11/16/2023		15:29	4-4	1.000	0-0	.000	2-2	1.000	1	5	6	2.7	3	0	0	1	0	10	4.3
South Dakota St.	11/20/2023		07:38	0-0	.000	0-0	.000	0-0	.000	0	1	1	2.3	0	0	0	1	1	0	3.3
Mississippi Val.	11/24/2023		10:46	1-1	1.000	0-0	.000	2-2	1.000	1	4	5	2.8	0	0	0	0	0	4	3.4
at North Carolina	11/30/2023		04:29	0-1	.000	0-0	.000	0-0	.000	0	0	0	2.3	1	0	1	0	0	0	2.8
at Duke	12/03/2023		02:23	0-1	.000	0-0	.000	0-0	.000	0	0	0	2.0	1	0	1	0	0	0	2.4
Morgan St.	12/06/2023	*	15:19	0-0	.000	0-0	.000	0-0	.000	0	1	1	1.9	1	0	0	1	0	0	2.1
vs Utah	12/10/2023		03:08	1-1	1.000	0-0	.000	0-0	.000	1	0	1	1.8	1	0	1	0	0	2	2.1
Presbyterian	12/16/2023		11:22	4-6	.667	0-0	.000	4-4	1.000	1	0	1	1.7	0	0	0	1	2	12	3.1
Totals		1	82:55	10-15	.667	0-0	.000	11-12	.917	5	12	17	1.7	8	0	5	4	3	31	3.1

WALKER, Sakima

		Field Goals		3-Point		F-Throws		Rebounds				Scoring									
SEASON	TEAM	GP-GS	MIN/AVG	FG-FGA	FG%	3FG-3FGA	3FG%	FT-FTA	FT%	OFF	DEF	TOT	AVG	PF	FO	A	TO	BLK	STL	PTS	AVG
2020-21	RU	15-0	144/9.6	20-27	.741	0-0	.000	9-13	.692	14	17	31	2.1	16	0	4	16	5	4	49	3.3
2021-22	RU	17-2	199/11.7	35-71	.493	0-0	.000	10-21	.476	17	31	48	2.8	10	0	2	14	9	14	80	4.7
2023-24	USC	10-1	83/8.3	10-15	.667	0-0	.000	11-12	.917	5	12	17	1.7	8	0	0	5	4	3	31	3.1
TOTAL FOR USC		10-1	83/8.3	10-15	.667	0-0	.000	11-12	.917	5	12	17	1.7	8	0	0	5	4	3	31	3.1
TOTAL		42-3	426/10.2	65-113	.575	0-0	.000	30-46	.652	36	60	96	2.3	34	0	6	35	18	21	160	3.8

2023-24 VS. RANKED OPPONENTS



2023-24 South Carolina Women's Basketball
Combined Team Statistics
Specific games

Page 1/1
as of Dec 10, 2023

Game Records

Record	Overall	Home	Away	Neutral
ALL GAMES	4-0	1-0	1-0	2-0
CONFERENCE	0-0	0-0	0-0	0-0
NON-CONFERENCE	4-0	1-0	1-0	2-0

Score by Periods

Team	1st	2nd	3rd	4th	OT	TOT
South Carolina	77	86	97	97	0	357
Opponents	76	56	74	68	0	274

Team Box Score

No.	Player	Total			3-Point			F-Throw		Rebounds				PF DQ A TO BLK STL PTS AVG								
		GP-GS	MIN	AVG	FG-FGA	FG%	3FG-3FGA	3FG%	FT-FTA	FT%	OFF	DEF	TOT	AVG	PF	DQ	A	TO	BLK	STL	PTS	AVG
0	PAOPAO, Te-Hina	4-4	129:27	32.4	22-47	.468	12-25	.480	1-2	.500	0	11	11	2.8	5	0	20	7	0	8	57	14.3
10	CARDOSO, Kamilla	4-4	107:31	26.9	22-35	.629	0-0	.000	11-14	.786	10	34	44	11.0	15	1	6	9	12	2	55	13.8
21	KITTS, Chloe	4-4	77:60	19.5	14-31	.452	0-0	.000	14-21	.667	6	15	21	5.3	5	0	7	5	3	1	42	10.5
23	HALL, Bree	4-4	117:45	29.4	15-31	.484	6-15	.400	5-5	1.000	2	7	9	2.3	5	0	3	4	4	0	41	10.3
12	FULWILEY, MiLaysia	4-0	54:16	13.6	16-28	.571	6-11	.545	2-4	.500	0	4	4	1.0	7	0	9	6	5	8	40	10.0
2	WATKINS, Ashlyn	4-0	70:14	17.6	15-26	.577	0-0	.000	8-12	.667	12	14	26	6.5	14	0	4	3	12	1	38	9.5
25	JOHNSON, Raven	4-4	120:55	30.2	12-32	.375	3-9	.333	3-6	.500	0	14	14	3.5	8	0	21	12	0	6	30	7.5
20	FEAGIN, Sania	4-0	39:26	9.9	11-20	.550	0-0	.000	1-2	.500	7	6	13	3.3	8	0	2	4	0	1	23	5.8
5	JOHNSON, Tessa	4-0	48:12	12.1	5-11	.455	2-6	.333	3-5	.600	0	7	7	1.8	4	0	6	5	0	5	15	3.8
24	JAH, Sahnya	3-0	14:17	4.8	5-9	.556	0-1	.000	1-3	.333	2	4	6	2.0	3	0	2	1	0	1	11	3.7
35	WALKER, Sakima	4-0	19:58	5.0	1-3	.333	0-0	.000	3-4	.750	2	1	3	0.8	3	0	0	4	0	0	5	1.3
Team											9	9	18									
Total		4	800		138-273	.505	29-67	.433	52-78	.667	50	126	176	44.0	77	1	80	60	36	33	357	89.3
Opponents		4	800		103-276	.373	25-83	.301	43-61	.705	55	95	150	37.5	88	2	52	64	13	29	274	68.5

Team Statistics

	USC	OPP
Scoring	357	274
Points per game	89.3	68.5
Scoring margin	+20.8	-
Field goals-att	138-273	103-276
Field goal pct	.505	.373
3 point fg-att	29-67	25-83
3-point FG pct	.433	.301
3-pt FG made per game	7.3	6.3
Free throws-att	52-78	43-61
Free throw pct	.667	.705
F-Throws made per game	13.0	10.8
Rebounds	176	150
Rebounds per game	44.0	37.5
Rebounding margin	+6.5	-
Assists	80	52
Assists per game	20.0	13.0
Turnovers	60	64
Turnovers per game	15.0	16.0
Turnover margin	+1.0	-
Assist/turnover ratio	1.3	0.8
Steals	33	29
Steals per game	8.3	7.3
Blocks	36	13
Blocks per game	9.0	3.3
Winning streak	4	-
Home win streak	1	-
Attendance	16007	6319
Home games-Avg/Game	1-16007	1-6319
Neutral site-Avg/Game	-	2-1602

Team Results

Date	Opponent		Score	Att.
11/06/2023	vs Notre Dame	W	100-71	3203
11/12/2023	Maryland	W	114-76	16007
11/30/2023	at North Carolina	W	65-58	6319
12/10/2023	vs Utah	W	78-69	0

LAST 5 GAMES



2023-24 South Carolina Women's Basketball
Combined Team Statistics
Specific games

Page 1/1
as of Dec 17, 2023

Game Records

Record	Overall	Home	Away	Neutral
ALL GAMES	5-0	2-0	2-0	1-0
CONFERENCE	0-0	0-0	0-0	0-0
NON-CONFERENCE	5-0	2-0	2-0	1-0

Score by Periods

Team	1st	2nd	3rd	4th	OT	TOT
South Carolina	120	92	112	99	0	423
Opponents	78	46	72	59	0	255

Team Box Score

No.	Player	Total			3-Point		F-Throw		Rebounds				PF DQ A TO BLK STL PTS AVG									
		GP-GS	MIN	AVG	FG-FGA	FG%	3FG-3FGA	3FG%	FT-FTA	FT%	OFF	DEF	TOT	AVG	PF	DQ	A	TO	BLK	STL	PTS	AVG
10	CARDOSO, Kamilla	5-4	136:02	27.2	22-37	.595	0-0	.000	16-21	.762	12	40	52	10.4	10	1	8	12	15	4	60	12.0
0	PAOPAO, Te-Hina	5-5	144:12	28.8	20-44	.455	12-25	.480	7-10	.700	1	11	12	2.4	3	0	18	8	0	7	59	11.8
21	KITTS, Chloe	5-5	115:17	23.1	19-40	.475	0-0	.000	16-24	.667	11	32	43	8.6	6	0	13	12	1	1	54	10.8
23	HALL, Bree	5-5	141:09	28.2	18-33	.545	11-20	.550	7-7	1.000	0	12	12	2.4	4	0	4	6	3	3	54	10.8
12	FULWILEY, MiLaysia	5-1	71:60	14.4	19-35	.543	6-15	.400	8-10	.800	1	9	10	2.0	8	0	12	9	8	6	52	10.4
25	JOHNSON, Raven	4-3	128:07	32.0	13-26	.500	5-9	.556	3-6	.500	0	15	15	3.8	6	0	15	14	0	8	34	8.5
2	WATKINS, Ashlyn	5-0	74:43	14.9	16-27	.593	0-0	.000	6-12	.500	11	19	30	6.0	11	0	2	4	11	6	38	7.6
5	JOHNSON, Tessa	5-1	72:44	14.5	13-19	.684	5-8	.625	0-0	.000	1	2	3	0.6	0	0	4	5	0	4	31	6.2
24	JAH, Sahnnya	3-0	32:23	10.8	5-14	.357	1-3	.333	0-3	.000	2	5	7	2.3	4	0	1	2	0	1	11	3.7
20	FEAGIN, Sania	5-0	46:42	9.3	7-12	.583	0-0	.000	2-4	.500	2	10	12	2.4	4	0	3	5	1	2	16	3.2
35	WALKER, Sakima	5-1	36:41	7.3	5-9	.556	0-0	.000	4-4	1.000	2	1	3	0.6	4	0	0	3	2	2	14	2.8
Team											13	11	24									
Total		5	1000		157-296	.530	40-80	.500	69-101	.683	56	167	223	44.6	60	1	80	80	41	44	423	84.6
Opponents		5	1000		95-317	.300	27-98	.276	38-51	.745	57	94	151	30.2	91	3	49	89	16	41	255	51.0

Team Statistics

	USC	OPP
Scoring	423	255
Points per game	84.6	51.0
Scoring margin	+33.6	-
Field goals-att	157-296	95-317
Field goal pct	.530	.300
3 point fg-att	40-80	27-98
3-point FG pct	.500	.276
3-pt FG made per game	8.0	5.4
Free throws-att	69-101	38-51
Free throw pct	.683	.745
F-Throws made per game	13.8	7.6
Rebounds	223	151
Rebounds per game	44.6	30.2
Rebounding margin	+14.4	-
Assists	80	49
Assists per game	16.0	9.8
Turnovers	80	89
Turnovers per game	16.0	17.8
Turnover margin	+1.8	-
Assist/turnover ratio	1.0	0.6
Steals	44	41
Steals per game	8.8	8.2
Blocks	41	16
Blocks per game	8.2	3.2
Winning streak	5	-
Home win streak	2	-
Attendance	31357	11926
Home games-Avg/Game	2-15679	2-5963
Neutral site-Avg/Game	-	1-0

Team Results

Date	Opponent		Score	Att.
11/30/2023	at North Carolina	W	65-58	6319
12/03/2023	at Duke	W	77-61	5607
12/06/2023	Morgan St.	W	104-38	16181
12/10/2023	vs Utah	W	78-69	0
12/16/2023	Presbyterian	W	99-29	15176



**2023-24 South Carolina Women's Basketball
Combined Team Statistics
All games**

Page 1/1
as of Dec 16, 2023

Game Records

Record	Overall	Home	Away	Neutral
ALL GAMES	10-0	6-0	2-0	2-0
CONFERENCE	0-0	0-0	0-0	0-0
NON-CONFERENCE	10-0	6-0	2-0	2-0

Score by Periods

Team	1st	2nd	3rd	4th	OT	TOT
South Carolina	232	226	237	230	0	925
Opponents	144	98	141	116	0	499

Team Box Score

No.	Player	Total			3-Point		F-Throw		Rebounds				Other Stats									
		GP-GS	MIN	AVG	FG-FGA	FG%	3FG-3FGA	3FG%	FT-FTA	FT%	OFF	DEF	TOT	AVG	PF	DQ	A	TO	BLK	STL	PTS	AVG
10	CARDOSO, Kamilla	10-9	260:57	26.1	57-92	.620	0-0	.000	30-44	.682	33	74	107	10.7	19	1	18	17	35	5	144	14.4
12	FULWILEY, MiLaysia	10-2	189:24	18.9	49-98	.500	13-39	.333	16-22	.727	6	24	30	3.0	22	1	31	20	15	16	127	12.7
0	PAOPAO, Te-Hina	9-9	241:34	26.8	40-81	.494	24-47	.511	7-10	.700	3	23	26	2.9	5	0	34	15	1	11	111	12.3
21	KITTS, Chloe	10-10	197:13	19.7	37-74	.500	0-1	.000	28-44	.636	19	51	70	7.0	10	0	18	14	7	3	102	10.2
25	JOHNSON, Raven	9-8	265:29	29.5	37-70	.529	10-23	.435	5-9	.556	5	34	39	4.3	12	0	58	21	0	25	89	9.9
2	WATKINS, Ashlyn	10-0	172:51	17.3	41-68	.603	0-0	.000	10-22	.455	29	39	68	6.8	21	0	11	10	30	13	92	9.2
23	HALL, Bree	10-10	262:55	26.3	32-78	.410	16-42	.381	11-13	.846	6	24	30	3.0	7	0	13	12	6	6	91	9.1
5	JOHNSON, Tessa	7-1	103:44	14.8	17-28	.607	7-13	.538	3-5	.600	1	9	10	1.4	4	0	10	8	0	8	44	6.3
20	FEAGIN, Sania	10-0	131:29	13.1	27-50	.540	0-2	.000	6-10	.600	14	25	39	3.9	12	0	10	11	4	4	60	6.0
24	JAH, Sahnya	8-0	91:29	11.4	15-41	.366	2-11	.182	2-8	.250	8	17	25	3.1	10	0	9	5	1	6	34	4.3
35	WALKER, Sakima	10-1	82:55	8.3	10-15	.667	0-0	.000	11-12	.917	5	12	17	1.7	8	0	0	5	4	3	31	3.1
Team											25	28	53					1				
Total		10	2000		362-695	.521	72-178	.404	129-199	.648	154	360	514	51.4	130	2	212	139	103	100	925	92.5
Opponents		10	2000		190-665	.286	49-200	.245	70-107	.654	125	202	327	32.7	178	4	92	178	27	70	499	49.9

Team Statistics

	USC	OPP
Scoring	925	499
Points per game	92.5	49.9
Scoring margin	+42.6	-
Field goals-att	362-695	190-665
Field goal pct	.521	.286
3 point fg-att	72-178	49-200
3-point FG pct	.404	.245
3-pt FG made per game	7.2	4.9
Free throws-att	129-199	70-107
Free throw pct	.648	.654
F-Throws made per game	12.9	7.0
Rebounds	514	327
Rebounds per game	51.4	32.7
Rebounding margin	+18.7	-
Assists	212	92
Assists per game	21.2	9.2
Turnovers	139	178
Turnovers per game	13.9	17.8
Turnover margin	+3.9	-
Assist/turnover ratio	1.5	0.5
Steals	100	70
Steals per game	10.0	7.0
Blocks	103	27
Blocks per game	10.3	2.7
Winning streak	10	-
Home win streak	6	-
Attendance	93541	11926
Home games-Avg/Game	6-15590	2-5963
Neutral site-Avg/Game	-	2-1602

Team Results

Date	Opponent	Score	Att.
11/06/2023	vs Notre Dame	W 100-71	3203
11/12/2023	Maryland	W 114-76	16007
11/16/2023	Clemson	W 109-40	16820
11/20/2023	South Dakota St.	W 78-38	14799
11/24/2023	Mississippi Val.	W 101-19	14558
11/30/2023	at North Carolina	W 65-58	6319
12/03/2023	at Duke	W 77-61	5607
12/06/2023	Morgan St.	W 104-38	16181
12/10/2023	vs Utah	W 78-69	0
12/16/2023	Presbyterian	W 99-29	15176