



CRIMSON TIDE

BASKETBALL

23 NCAA Appearances » 17 Combined SEC Titles » 2nd in SEC History in Total League Wins » 2nd in SEC History in Winning Percentage



GAME 15



ALABAMA VS SOUTH CAROLINA

JANUARY 9, 2024 / 6 P.M. CT / TUSCALOOSA, ALA.

COLEMAN COLISEUM (13,474)

TV: SEC NETWORK

(Play-By-Play: Dave Neal, Analyst: Jon Sunvold)

RADIO: CRIMSON TIDE SPORTS NETWORK | SIRIUS/XM 134/201

(Play-By-Play: Chris Stewart, Analyst: Bryan Passink, Engineer: Tom Stipe)

CRIMSON TIDE

2023-24 Record	9-5
2023-24 SEC Record	1-0
Leading Scorer	Mark Sears (19.4)
Leading Rebounder	Grant Nelson (5.6)
Leader in Assists	Aaron Estrada (4.2)
Head Coach	Nate Oats
Record at Alabama (Years)	101-47 (5th)
Career Record (Years)	197-90 (9th)

GAMECOCKS

2023-24 Record	13-1
2023-24 SEC Record	1-0
Leading Scorer	Meechie Johnson (18.2)
Leading Rebounder	B.J. Mack (5.1)
Leader in Assists	Ta'lon Cooper (4.6)
Head Coach	Lamont Paris
Record at South Carolina (Years)	24-22 (2nd)
Career Record (Years)	111-94 (7th)

NUGGETS YOU NEED TO KNOW

- The Alabama-South Carolina matchup features the SEC's No. 1 scoring offense (Alabama, 91.8 ppg) and the No. 1 scoring defense (South Carolina, 63.0 ppg)
- Alabama is looking to start 2-0 in the SEC for the fourth straight season
- Alabama head coach Nate Oats became the fastest coach in program history to reach 100 career wins at Alabama with UA's win over Liberty, surpassing Wimp Sanderson (150 games)
- Alabama has scored 1,285 points this season (91.8 ppg), the most any UA team has scored in the first 14 games of the season, surpassing the 2000-01 team (1,176 points)
- Alabama is one of six schools in the country that has two players on its current roster that has scored at least 1,500 points throughout their career in Aaron Estrada (1,641 points) and Mark Sears (1,589 points)
- Alabama has posted the toughest non-conference schedule, as its opponents have compiled a .719 winning percentage, posting a combined 115-45 record, which ranks No. 1 in the nation
- The Crimson Tide owns the No. 1 ranked offense, according to KenPom
- The Tide are currently ranked No. 6 in the NET, the second-highest ranked team in the SEC behind Tennessee (No. 5)
- Sears is one of five players in Division I and the only Power 5 player in the country that has at least 270 points, 30 three-pointers, 50 assists and 60 rebounds this season
- One of the best players in the SEC, Sears ranks No. 1 in the SEC in scoring (19.4 ppg), No. 5 in field goal percentage (53.0), and No. 9 in assists (3.7 apg)
- Alabama is one of two schools in the SEC (Kentucky) that has two players rank in the top-10 in assists per game in Estrada (No. 5, 4.2 apg) and Sears
- Alabama's trio of Estrada, Nelson and Sears have each scored over 1,000 points throughout their college career, which is tied for the third most in the country (St. John's & TCU with four each)

2023-24 SCHEDULE

Opponent	TV	Time
NOVEMBER		
6 Morehead State	SECN+	W, 105-73
10 Indiana State	SECN+	W, 102-80
14 South Alabama	SECN+	W, 102-46
17 Mercer	SECN+	W, 98-67
24 vs. Ohio State ¹	CBSSN	L, 81-92
25 vs. Oregon ¹	FloHoops	W, 99-91
28 Clemson ²	ESPN	L, 77-85

DECEMBER

4 Arkansas State	SECN	W, 89-65
9 vs. No. 4/4 Purdue ³	FOX	L, 86-92
16 at No. 8/8 Creighton	FOX	L, 82-85
20 vs. No. 4/4 Arizona ⁴	ESPN	L, 74-87
23 Eastern Kentucky	SECN	W, 111-67
30 vs. Liberty ⁵	SECN+	W, 101-56

JANUARY

6 at Vanderbilt*	SECN	W, 78-75
9 South Carolina*	SECN	6 p.m.
13 at Mississippi State*	SECN	7:30 p.m.
16 Missouri*	SECN	6 p.m.
20 at Tennessee*	ESPN/2/U	TBD
24 Auburn*	ESPN	6:30 p.m.
27 LSU*	ESPN/2	7 p.m.
31 at Georgia*	SECN	5:30 p.m.

FEBRUARY

3 Mississippi State*	SECN	7:30 p.m.
7 at Auburn*	ESPN/2	6 p.m.
10 at LSU*	ESPN/2	11 a.m.
17 Texas A&M*	ESPN/2	11 a.m.
21 Florida*	ESPN2/U	6 p.m.
24 at Kentucky*	CBS	3 p.m.
28 at Ole Miss*	ESPN2	8 p.m.

MARCH

2 Tennessee*	ESPN	7 p.m.
5 at Florida*	ESPN/2	8 p.m.
9 Arkansas*	ESPN	11 a.m.
13-17 at SEC Tournament ⁶		

- 1 Emerald Coast Classic (Niceville, Fla.)
- 2 ACC/SEC Challenge
- 3 Hall of Fame Series Toronto
- 4 Hall of Fame Series Phoenix
- 5 C.M. Newton Classic (Birmingham, Ala.)
- 6 SEC Tournament (Nashville, Tenn.)
- * Southeastern Conference game

BOLD indicates home game

ALABAMA CRIMSON TIDE BROADCAST NOTES

ELITE OFFENSE: Alabama is on pace to score 2,845 points during the regular season, which would be 277 points more than last year's record-setting team that finished the season with 2,568 points

Rylan Griffen: The sophomore has scored double-figures in three straight games for the first time this season and second time in his career

MATCHUP AGAINST THE GAMECOCKS: Three of the four contests Nate Oats has faced South Carolina have been decided by single-digits

ALABAMA LENGTH: The Crimson Tide has an average height of 6'6" on this year's roster, which ranks as the 12th tallest team in Division I this season



1 MARK SEARS
SR. / G / 6-1 / 185 / MUSCLE SHOALS, ALA. (OHIO)

	PPG	RPG	APG	SPG	FG%	3FG%
23-24	19.4	4.3	3.7	1.5	53.0	46.6
CAREER	14.7	4.2	3.4	1.3	44.8	37.6

LAST GAME: 21 points, 4 rebounds, 3 assists and 3 steals
NOTES: Preseason Second Team All-SEC... 2023 Second Team All-SEC selection... Played and started in all 37 games last season... Averaged 12.5 points, 3.5 rebounds and 2.6 assists per game... Ranked No. 3 in the SEC in free throw percentage (84.4)... Scored double figures in 22 games and four games of scoring 20 points or more.

SEASON HIGHS

Pts: 35, 12/9/23 vs. Purdue
Rebs: 7, 11/25/23 vs. Oregon
Asts: 6, 2x, 12/1/23 vs. Arkansas St.
Steals: 6, 12/20/23 vs. Arizona



2 GRANT NELSON
SR. / F / 6-11 / 230 / DEVILS LAKE, N.D. (NORTH DAKOTA STATE)

	PPG	RPG	APG	SPG	BPG	FG%
23-24	13.8	5.6	2.3	0.6	1.4	45.3
CAREER	12.4	6.0	1.4	0.4	1.3	49.9

LAST GAME: 9 points, 5 rebounds, 1 assist and 3 blocks
NOTES: Preseason First Team All-SEC... Ranked as the No. 17 transfer according to ESPN.com... Enters the 2023-24 season as the No. 41 returning scorer in Division I... Averaged 19.9 points, 9.8 rebounds, 2.4 assists, 1.7 blocks and 1.1 steals per game in 2023... First Team All-Summit honors in 2023... A 2023 USBWA All-District honoree.

SEASON HIGHS

Pts: 24, 11/6/23 vs. Morehead St.
Rebs: 8, 3x, 11/28/23, last vs. Clemson
Asts: 6, 11/14/23 vs. South Ala.
Blocks: 3, 3x, last 1/6/24 at Vandy



3 RYLAN GRIFFEN
SO. / G / 6-6 / 190 / DALLAS, TEXAS. (RICHARDSON HS)

	PPG	RPG	APG	SPG	FG%	3FG%
23-24	9.6	3.6	1.8	0.4	49.4	37.3
CAREER	6.9	2.8	1.1	0.5	40.5	32.1

LAST GAME: 16 points, 4 rebounds, 1 assist and 1 steal
NOTES: Played in all 37 games last season... Averaged 5.9 points, 2.6 rebounds and 0.7 assists per game in his freshman season... Scored double-figures in eight games, including five during SEC play... Made 3+ three-pointers in five games last season... Ranked by 247Sports as the No. 3 shooting guard and No. 49 overall player in the 2022 class.

SEASON HIGHS

Pts: 19, 12/23/23 vs. ECU
Rebs: 7, 12/9/23 vs. Purdue
Asts: 5, 12/9/23 vs. Purdue
Steals: 1, 5x, last 1/6/24 at Vandy



4 DAVIN COSBY JR.
FR. / G / 6-5 / 205 / RICHMOND, V.A. (WORD OF GOD CHRISTIAN ACADEMY)

	PPG	RPG	APG	SPG	FG%	MPG
23-24	5.0	1.4	0.8	0.6	38.9	11.4
CAREER	5.0	1.4	0.8	0.6	38.9	11.4

LAST GAME: DNP
NOTES: Enrolled early in the Spring of the 2023 and was with the team during the postseason run... A four-star prospect, rated as the No. 16 shooting guard in the country by 247Sports and the No. 84 player in the country by Rivals... Averaged 23.6 points last season at Word of God Christian Academy, scoring 613 points.

SEASON HIGHS

Pts: 12, 12/23/23 vs. ECU
Rebs: 5, 12/1/23 vs. Arkansas St.
Asts: 2, 2x, 11/14/23 vs. South Ala.
Steals: 3, 11/6/23 vs. Morehead St.



10 MOUHAMED DIOUBATE
FR. / F / 6-7 / 215 / QUEENS, N.Y. (PUTNAM SCIENCE ACADEMY)

	PPG	RPG	APG	SPG	BPG	MPG
23-24	1.5	1.3	0.3	0.2	0.3	5.8
CAREER	1.5	1.3	0.3	0.2	0.3	5.8

LAST GAME: 4 minutes, 1 point and 1 rebound
NOTES: Four-star prospect, rated as the No. 18 power forward in the country by 247 Sports and the No. 74 player in the country by Rivals... Won the National Prep Championship at Putnam Science Academy... Averaged 13.6 points, 7.7 rebounds and 1.1 assists this past summer for the PSA Cardinals on the EYBL circuit

SEASON HIGHS

Pts: 5, 11/6/23 vs. Morehead St.
Rebs: 3, 12/30/23 vs. Liberty
Asts: 1, 2x, last 12/23/23 vs. ECU
Blocks: 3, 12/1/23 vs. Arkansas St.



11 MOHAMED WAGUE
JR. / F / 6-10 / 225 / BRONX, N.Y. (WEST VIRGINIA)

	PPG	RPG	APG	SPG	BPG	FG%
23-24	5.5	3.7	0.8	1.0	0.7	63.6
CAREER	4.7	3.3	0.4	0.6	0.6	69.8

LAST GAME: 8 minutes, 3 rebounds and 1 assist
NOTES: Played in 28 games last season at West Virginia before being sidelined with a foot injury on Feb. 25... Averaged 4.1 points and 3.1 rebounds per game... Averaged 74.2 percent... A 2022 NJCAA Division I First Team All-American... Led the NJCAA in offensive rebounds (170) and total rebounds (417) in 2022.

SEASON HIGHS

Pts: 12, 12/1/23 vs. Arkansas St.
Rebs: 7, 2x, 12/1/23, last vs. Arkansas St.
Asts: 3, 12/9/23 vs. Purdue
Blocks: 3, 12/1/23 vs. Arkansas St.



12 LATRELL WRIGHTSELL JR.
SR. / G / 6-3 / 190 / OMAHA, N.E. (CAL STATE FULLERTON)

	PPG	RPG	APG	SPG	FG%	3FG%
23-24	7.0	2.8	1.4	1.0	42.3	45.3
CAREER	10.4	3.3	1.9	1.2	40.1	36.4

LAST GAME: 11 points, 1 rebound and 1 assist
NOTES: Averaged a team-high 16.3 points per game along with 4.5 rebounds and 2.4 assists per game last season at Cal State Fullerton... Earned First Team All-Big West honors in 2023... Named to the 2023 Big West All-Tournament Team... Shot 42.4 percent from the field, 38.3 percent from three-point range in 2023.

SEASON HIGHS

Pts: 19, 12/30/23 vs. Liberty
Rebs: 7, 11/25/23 vs. Oregon
Asts: 2, 4x, 12/30/23, last vs. Liberty
Steals: 3, 11/14/23 vs. South Ala.



15 JARIN STEVENSON
FR. / F / 6-11 / 210 / CHAPEL HILL, N.C. (SEAFORTH HS)

	PPG	RPG	APG	BPG	FG%	3FG%
23-24	6.1	2.9	0.4	0.4	46.2	30.8
CAREER	6.1	2.9	0.4	0.4	46.2	30.8

LAST GAME: 5 points and 4 rebounds
NOTES: Scored double-figures in four games this season... 2023 North Carolina Gatorade Player of the Year... Ranked as a five-star and the No. 1 power forward in the 2024 class according to ESPN before deciding to reclassify... Ranked No. 41 in the ESPN Top 100 in the 2023 class after reclassifying.

SEASON HIGHS

Pts: 14, 11/17/23 vs. Mercer
Rebs: 5, 2x, 11/25/23, last vs. Oregon
Asts: 2, 11/14/23 vs. South Ala.
Blocks: 2, 11/14/23 vs. South Ala.



23 NICK PRINGLE
SR. / F / 6-10 / 220 / SEABROOK, S.C. (DODGE CITY CC)

	PPG	RPG	APG	BPG	FG%	MPG
23-24	5.6	4.6	0.4	0.7	75.0	15.2
CAREER	3.6	3.2	0.2	0.2	73.1	8.9

LAST GAME: 2 points, 4 rebounds, 1 steal and 1 block
NOTES: Saw action in 36 games last season... Averaged 3.5 points, 3.1 rebounds and 0.2 assists per game in 8.0 minutes per game... Posted two double-doubles throughout the season, including a career-high 19 points and 15 rebounds in the NCAA Tournament against Texas A&M-Corpus Cristi.

SEASON HIGHS

Pts: 17, 12/16/23 at Creighton
Rebs: 10, 12/23/23 vs. ECU
Asts: 2, 11/28/23 vs. Clemson
Blocks: 2, 2x, last 12/23/23 vs. ECU




24 SAM WALTERS
FR. / F / 6-10 / 198 / THE VILLAGES, F.L. (VILLAGE CHARTER)

	PPG	RPG	APG	SPG	FG%	3FG%
23-24	7.1	2.5	0.5	0.4	56.6	51.4
CAREER	7.1	2.5	0.5	0.4	56.6	51.4

LAST GAME: 8 points and 2 rebounds
NOTES: A four-star prospect, ranked as the No. 22 power forward in the country by Rivals... Averaged 24.6 points and 9.9 rebounds per game under heads coach Colt McDowell at the Villages Charter School... Daily Commercial Player of the Year... Participated in the 2023 Iverson Classic.

SEASON HIGHS

Pts: 16, 11/14/23 vs. South Ala.
Rebs: 7, 11/17/23 vs. South Ala.
Asts: 3, 12/23/23 vs. ECU
Steals: 2, 12/16/23 at Creighton



55 AARON ESTRADA
GR. / G / 6-3 / 190 / WOODBURY, N.J. (HOFSTRA)

	PPG	RPG	APG	SPG	FG%	3FG%
23-24	13.2	5.0	4.2	1.5	44.6	37.1
CAREER	14.6	4.4	3.6	1.2	46.3	34.9

LAST GAME: 5 points, 7 rebounds, 6 assists and 1 steal
NOTES: Ranked as the No. 12 transfer according to ESPN.com... Enters the 2023-24 season as the No. 10 returning scorer in Division I... Averaged 20.2 points, 5.5 rebounds, 4.3 assists and 1.5 steals per game last season at Hofstra... Named back-to-back CAA Player of the Year in his two seasons with Hofstra.

SEASON HIGHS

Pts: 27, 11/10/23 vs. Indiana St.
Rebs: 10, 12/30/23 vs. Liberty
Asts: 9, 12/30/23 vs. Liberty
Steals: 4, 2x, last 12/30/23 vs. Liberty

LAST TIME OUT: ALABAMA 78, VANDERBILT 75 - GAME 14 - JAN. 6, 2024

Official Basketball Box Score - Final															Game Time: 1:00 PM		
Liberty at Alabama															Game Duration: 1:47		
12/30/23 Legacy Arena, Birmingham															Attendance: 6,912		
2023-24 Men's Basketball															Officials: Mike Nance, Will Howard, Pat Evans		
Liberty - 56															Record: 10-4		
NO.	Name	Min	FG	3P	FT	Rebounds	Fouls	TP	AS	TO	ST	Blocks	BS	BA	+/-	Shooting By Period	
22	Kyle Rode	F 27:52	3-13	1-6	0-0	0 1 1	3 1 7	3	0	1	0	1	0	1	-31	1st FG%	11-29 37.9%
25	Zach Cleveland	F 32:20	6-11	0-1	1-3	2 4 6	3 4 13	5	3	0	1	1	1	-41	3PT%	4-15 26.7%	
0	Colin Porter	G 29:17	0-6	0-5	0-0	0 1 1	2 2 0	0	3	2	0	0	0	-21	FT%	1-2 50%	
3	Kaden Metheny	G 26:06	4-13	4-10	2-2	1 3 4	2 3 14	0	2	0	0	0	1	-29	2nd FG%	10-34 29.4%	
23	Joseph Venzant	G 15:13	2-2	0-0	1-1	1 4 5	4 2 5	1	1	0	0	0	0	-13	3PT%	6-20 30.0%	
1	Brody Peebles	G 20:24	2-7	2-5	0-0	1 1 2	0 0 6	2	0	0	0	0	0	-27	FT%	3-4 75%	
33	Shiloh Robinson	G 13:40	0-2	0-0	0-0	2 0 2	1 2 0	1	0	0	0	0	0	-15	GM FG%	21-63 33.3%	
21	Gabriel McKay	20:17	2-6	2-6	0-0	0 0 0	2 1 6	0	0	0	1	0	0	-28	3PT%	10-35 28.6%	
34	Ben Southerland	07:22	1-1	1-1	0-0	1 0 1	0 1 3	0	1	0	0	0	0	-12	FT%	4-6 66.7%	
11	Zander Yates	02:04	0-0	0-0	0-0	0 0 0	0 0 0	0	0	0	0	0	0	-3	Dead Ball Rebounds: 0.0		
5	Bryson Spell	05:25	1-2	0-1	0-0	0 0 0	0 0 2	0	0	0	0	0	0	-5			
Team																	
Totals		21-63	10-35	4-6	9	15 24	17 16 56	15	9	2	1	4	1	45			
Alabama - 101															Record: 8-5		
NO.	Name	Min	FG	3P	FT	Rebounds	Fouls	TP	AS	TO	ST	Blocks	BS	BA	+/-	Shooting By Period	
2	Grant Nelson	F 26:31	4-6	0-1	4-5	2 3 5	2 3 12	3	0	1	3	0	3	0	32	1st FG%	16-28 57.1%
11	Mohamed Wague	F 14:02	3-6	0-0	0-0	2 2 4	2 0 6	0	1	1	0	1	1	15	3PT%	9-15 60.0%	
1	Mark Sears	G 28:30	5-9	3-5	3-4	0 4 4	3 6 16	4	1	1	0	0	0	28	FT%	7-8 87.5%	
3	Rylan Griffen	G 22:53	3-6	1-3	3-3	0 3 3	1 2 10	2	0	0	0	0	0	14	2nd FG%	16-32 50.4%	
55	Aaron Estrada	G 26:11	5-9	1-3	2-2	2 8 10	1 1 13	9	1	4	0	0	0	34	3PT%	5-13 38.5%	
12	Latrell Wrightsell Jr.	21:31	6-8	5-7	2-2	1 3 4	1 1 19	2	0	1	0	0	0	40	GM FG%	35-60 58.3%	
15	Jarin Stevenson	20:32	3-6	1-3	2-2	0 2 2	1 2 9	0	1	0	0	0	0	26	FT%	14-28 50.0%	
23	Nick Pringle	08:32	1-1	0-0	0-0	1 2 3	2 1 2	0	1	0	0	0	0	6	FT%	17-20 85.0%	
24	Sam Walters	16:05	4-5	2-3	0-0	1 3 4	2 0 10	1	3	0	1	0	0	21	Dead Ball Rebounds: 2.0		
4	Davin Cosby Jr.	09:00	1-3	1-3	0-0	0 1 1	0 0 3	0	0	0	0	0	0	12			
10	Mouhamed Dioubate	04:35	0-1	0-0	1-2	2 1 3	0 1 1	1	1	0	0	0	0	3			
31	Max Scharnowski	00:49	0-0	0-0	0-0	0 0 0	0 0 0	0	0	0	0	0	0	0			
32	Kai Spears	00:49	0-0	0-0	0-0	0 0 0	1 0 0	0	0	0	0	0	0	0			
Team																	
Totals		35-60	14-28	17-20	11	35 46	16 17 101	22	8	8	4	1	45				
Technical Fouls: NONE																	
LIB			ALA			Points from			LIB			ALA			Period by Period Scoring		
Biggest lead			0 (1st 20:00)			48 (2nd 0:49)			Turnovers			8 9			1st 2nd TOT		
Best Scoring Run			5 (1st 9:51)			13 (1st 1:49)			Paint			18 42			LIB 27 29 56		
Lead Changes			0			0			Second Chance			8 17			ALA 48 53 101		
Times Tied			1			0			Fast Breaks			0 14					
Time with Lead			00:00			38:23			Bench			17 44					

NASHVILLE, Tenn. – The Alabama men’s basketball team began SEC play with a 78-75 win on the road against Vanderbilt Saturday afternoon at Memorial Gymnasium. The Crimson Tide were led by Mark Sears scoring a game-high 21 points.

Alabama’s backcourt excelled on offense as Rylan Griffen (16 points) and Latrell Wrightsell Jr. (11 points) each joined Sears in double figures with the trio accounting for 48 of UA’s 78 points and seven of its 12 made three-pointers in the victory.

The Commodores had three players score double-figures led by Jason Rivera-Torres and Tyrin Lawrence each scoring a team-high 20 points.

GAME STATS

- Nate Oats is now 4-1 in SEC openers, including winning four straight
- Oats improves to 10-0 in games played in Nashville, including a perfect 4-0 at Vandy
- Mark Sears recorded his sixth 20-point game of the season and has scored in double-figures in every game this season
- Alabama shot 49 percent (26-53) from the field and 40 percent (12-30) from three-point range
- Aaron Estrada filled the stat sheet with five points to go with a team-leading six assists and seven rebounds
- The Crimson Tide had six players grabbed four or more rebounds
- UA scored 20 fastbreak points while limiting Vanderbilt to just eight points

COACH OATS POSTGAME COMMENTS

“Obviously, it was not one of our better performances, but we will take a road win to start conference play. We did a really good job building an 18-point lead but (Jerry) Stackhouse called a timeout and they went on a 9-2 run so we have to do a better job responding in that situation. We talk about starts in games as well as the way we close a half, and I didn’t think we did a great job of closing either half. We didn’t score in the last four-plus minutes of the first half and the same for the second half. We have a lead and almost gave it up, so we got to do a better job of figuring out a closing group. As a team, we have to be better on Tuesday, but it’s a road win is a road in the SEC and we will take one today.”

2023-24 TOP PERFORMANCES

CATEGORY	ALABAMA	OPPONENTS
Points	35 by Mark Sears vs. Purdue, 12/9/23	35 by Zach Edey, Purdue, 12/9/23
Field Goals Made	13 by Mark Sears vs. Purdue, 12/9/23	12 by Zach Edey, Purdue, 12/9/23
Field Goal Attempts	25 by Mark Sears vs. Purdue, 12/9/23	20 by Zach Edey and Braden Smith, Purdue, 12/9/23
3-Pointers Made	8 by Mark Sears vs. Purdue, 12/9/23	4, 4x, last by Braden Smith, Purdue, 12/9/23
3-Pointers Attempted	16 by Mark Sears vs. Purdue, 12/9/23	8, 3x, last by Taryn Todd, Arkansas State, 12/1/23
Free-Throws Made	9, 3x, last by Mark Sears vs. Oregon, 11/25/23	13 by Bruce Thornton, Ohio State, 11/24/23
Free-Throws Attempted	10 by Mark Sears vs. Indiana State, 11/10/23	14 by Bruce Thornton, Ohio State, 11/24/23
Rebounds	10, 2x, last by Aaron Estrada vs. Liberty, 12/30/23	14 by Ian Schieffelin, Clemson, 11/28/23
Assists	9 by Aaron Estrada vs. Liberty, 12/30/23	9 by Baylor Scheierman, Creighton, 12/16/23
Steals	6 by Mark Sears vs. Arizona, 12/20/23	5 by Kylan Boswell, Arizona, 12/20/23
Blocks	3, 6x, last by Grant Nelson at Vanderbilt, 1/6/24	4, 2x, last by PJ Hall, Clemson, 11/28/23

SEC STANDINGS

Conference Standings			Overall Standings			
	W	L	Pct.	W	L	Pct.
ALABAMA	1	0	1.000	9	5	.643
Auburn	1	0	1.000	12	2	.857
Georgia	1	0	1.000	11	3	.786
Kentucky	1	0	1.000	11	2	.846
LSU	1	0	1.000	9	5	.643
South Carolina	1	0	1.000	13	1	.929
Tennessee	1	0	1.000	11	3	.786
Arkansas	0	1	.000	9	5	.643
Florida	0	1	.000	10	4	.714
Ole Miss	0	1	.000	13	1	.929
Mississippi State	0	1	.000	11	3	.786
Missouri	0	1	.000	8	6	.571
Texas A&M	0	1	.000	9	5	.643
Vanderbilt	0	1	.000	5	9	.357

2023-24 Preseason Media Poll

1. Tennessee
2. Texas A&M
3. Arkansas
4. Kentucky
5. Alabama
6. Auburn
7. Mississippi State
8. Florida
9. Missouri
10. Ole Miss
11. Vanderbilt
12. Georgia
13. LSU
14. South Carolina

2023-24 Preseason Media All-SEC

First Team All-SEC

- Grant Nelson - Alabama
- Trevon Brazile - Arkansas
- Johni Broome - Auburn
- Justin Edwards - Kentucky
- Tolu Smith - Mississippi State
- Santiago Vescovi - Tennessee
- Wade Taylor IV - Texas A&M

Second Team All-SEC

- Mark Sears - Alabama
- Davonte Davis - Arkansas
- Riley Kugel - Florida
- Antonio Reeves - Kentucky
- Zakai Zeigler - Tennessee

SEC Preseason Player of the Year

- Wade Taylor IV, Texas A&M

2023-24 Preseason Coaches All-SEC

First Team All-SEC

- Trevon Brazile - Arkansas
- Johni Broome - Auburn
- Riley Kugel - Florida
- Antonio Reeves - Kentucky
- Tolu Smith - Mississippi State
- Santiago Vescovi - Tennessee
- Zakai Zeigler - Tennessee
- Wade Taylor IV - Texas A&M

Second Team All-SEC

- Grant Nelson - Alabama
- Mark Sears - Alabama
- Davonte Davis - Arkansas
- Justin Edwards - Kentucky
- Matthew Murrell - Ole Miss
- Josiah-Jordan James - Tennessee
- Tyrece Radford - Texas A&M
- Tyrin Lawrence - Vanderbilt

ALABAMA'S WEEKLY NATIONAL RANKINGS

WEEK	AP/USA TODAY
PRESEASON	24/24
2	22/22
3	17/15
4	23/20
5	RV/RV
6	RV/RV
7	RV/RV
8	RV/NR
9	RV/NR
10	RV/RV
11	
12	
13	
14	
15	
16	
17	
18	
FINAL	

THE TIDE IN THE NATIONAL POLLS

MEDIA OUTLET	UA RANKING
AP Top 25	RV
USA Today Coaches	NR
NET Rankings	No. 6
KenPom	No. 10
ESPN BPI	No. 5
Rothstein 45	No. 32
John Fanta Top 25	NR
Andy Katz Power 36	NR
CBS Top 25	NR
Field of 68	NR

ASSOCIATED PRESS POLL

WEEK 10 (JAN. 8)

Rank	Team (FPV)	Record	Points	Prev. Rank
1	Purdue (54)	14-1	1,566	1
2	Houston (7)	14-0	1,486	3
3	Kansas (2)	13-1	1,481	2
4	UConn	13-2	1,335	4
5	Tennessee	11-3	1,291	5
6	Kentucky	11-2	1,253	6
7	North Carolina	11-3	1,213	8
8	Arizona	12-3	1,107	10
9	Oklahoma	13-1	1,023	11
10	Illinois	11-3	924	9
T-11	Marquette	11-4	869	7
T-11	Duke	11-3	869	14
13	Memphis	13-2	843	15
14	Baylor	12-2	787	18
15	Wisconsin	11-3	663	21
16	Auburn	12-2	559	25
17	Colorado State	13-2	436	13
18	BYU	12-2	426	12
19	San Diego State	13-2	386	19
20	Utah State	14-1	241	20
21	Clemson	11-3	219	16
22	Creighton	11-4	187	22
23	Gonzaga	11-4	185	24
24	Florida Atlantic	11-4	165	17
25	Texas	11-3	148	20

Others Others receiving votes: Dayton 126, Mississippi 125, James Madison 98, Cincinnati 79, Nevada 77, Texas Tech 62, Wake Forest 38, Grand Canyon 35, Seton Hall 34, South Carolina 29, Miami 27, St. John's 18, Iowa St. 16, Colorado 8, NC State 7, Michigan St. 7, Alabama 7, Providence 6, Oregon 4, TCU 3, Northwestern 3, Princeton 2, Utah 2.

USA TODAY/COACHES POLL

WEEK 10 (JAN. 8)

Rank	Team (FPV)	Record	Points	Prev. Rank
1	Purdue (54)	14-1	1,566	1
2	Houston (7)	14-0	1,486	3
3	Kansas (2)	13-1	1,481	2
4	UConn	13-2	1,335	4
5	Tennessee	11-3	1,291	5
6	Kentucky	11-2	1,253	6
7	North Carolina	11-3	1,213	8
8	Arizona	12-3	1,107	10
9	Oklahoma	13-1	1,023	11
10	Illinois	11-3	924	9
T-11	Marquette	11-4	869	7
T-11	Duke	11-3	869	14
13	Memphis	13-2	843	15
14	Baylor	12-2	787	18
15	Wisconsin	11-3	663	21
16	Auburn	12-2	559	25
17	Colorado State	13-2	436	13
18	BYU	12-2	426	12
19	San Diego State	13-2	386	19
20	Utah State	14-1	241	20
21	Clemson	11-3	219	16
22	Creighton	11-4	187	22
23	Gonzaga	11-4	185	24
24	Florida Atlantic	11-4	165	17
25	Texas	11-3	148	20

Others Others receiving votes: Texas 55; Nevada 45; Cincinnati 36; Iowa State 33; Dayton 33; James Madison 32; Grand Canyon 30; Miami (FL) 24; TCU 23; Wake Forest 21; Texas Tech 18; Ohio State 12; Seton Hall 11; Alabama 9; St. John's 8; Providence 7; Michigan State 7; Indiana State 5; South Carolina 3; Princeton 2; Villanova 1; Northwestern 1; New Mexico 1

SPECIALTY STATS

Opponent	Pts off				
	Paint	T/O	2ndCh	FastB	Bench
MOREHEAD STATE	36	18	12	5	15
ALABAMA	42	29	13	23	38
INDIANA STATE	30	11	4	7	18
ALABAMA	40	14	18	12	26
SOUTH ALABAMA	12	8	6	3	14
ALABAMA	44	24	18	16	52
MERCER	40	12	4	14	34
ALABAMA	50	9	9	26	36
VS. OHIO STATE	24	13	13	13	25
ALABAMA	28	17	8	9	19
VS. OREGON	44	8	18	9	40
ALABAMA	44	8	24	21	18
CLEMSON	32	6	12	0	24
ALABAMA	22	9	11	17	12
ARKANSAS STATE	30	13	8	7	6
ALABAMA	28	27	18	18	33
VS. PURDUE	34	11	14	5	14
ALABAMA	20	15	14	14	16
AT CREIGHTON	38	8	8	8	6
ALABAMA	62	13	17	4	39
VS. ARIZONA	42	26	17	22	16
ALABAMA	28	7	13	4	25
EASTERN KENTUCKY	26	8	10	3	3
ALABAMA	40	15	10	15	41
VS. LIBERTY	18	8	8	0	17
ALABAMA	42	9	17	14	44
AT VANDERBILT	20	15	14	8	23
ALABAMA	24	11	12	20	27
SOUTH CAROLINA					
ALABAMA					
AT MISSISSIPPI STATE					
ALABAMA					
MISSOURI					
ALABAMA					
AT TENNESSEE					
ALABAMA					
AUBURN					
ALABAMA					
LSU					
ALABAMA					
AT GEORGIA					
ALABAMA					
MISSISSIPPI STATE					
ALABAMA					
AT AUBURN					
ALABAMA					
AT LSU					
ALABAMA					
TEXAS A&M					
ALABAMA					
FLORIDA					
ALABAMA					
AT KENTUCKY					
ALABAMA					
AT OLE MISS					
ALABAMA					
TENNESSEE					
ALABAMA					
AT FLORIDA					
ALABAMA					
ARKANSAS					
ALABAMA					
OPPONENT Totals	416	165	148	104	255
Average/Game	29.7	11.8	10.6	7.4	18.2
ALABAMA Totals	514	203	202	213	426
Average/Game	36.7	14.5	14.4	15.2	30.4

TIDE

2023-24
9-5
6-4
3-2
91.8
75.8
+16.0
.493
.428
.391
.315
11.5
.772
40.3
33.4
+6.9
16.5
11.6
4.4
7.5

TALE OF THE TAPE

Season
Overall
Last 10
Last 5
PPG
OPP PPG
Margin
FG%
FG% DEF
3PT%
3PT% DEF
3PT MPG
FT%
RPG
OPP RPG
Margin
APG
TOs PG
BPG
SPG

GAMECOCKS

2023-24
13-1
9-1
5-0
74.9
63.0
+11.9
.447
.408
.348
.333
8.8
.731
36.9
31.4
+5.5
15.1
9.9
3.4
5.1

SERIES HISTORY

Overall Series Record Alabama leads, 34-16
 Last Five Contests..... Alabama leads, 4-1
 Last 10 Contests.....Alabama leads, 7-3
 At South Carolina South Carolina leads, 13-8 (Alabama Streak: won 2)
 At Alabama..... Alabama leads, 17-2 (Alabama streak: won 2)
 At Coleman Coliseum..... Alabama leads, 14-2
 Neutral Site..... Alabama leads, 8-2
 Series Streak Alabama's streak is currently at 8
 Last Meeting Feb. 22, 2023 (Alabama defeated South Carolina, 78-76, OT)

ABOUT SOUTH CAROLINA

- South Carolina's four transfers (Stephen Clark, Ta'Lon Cooper, B.J. Mack and Myles Stute) have played a combined 430 combined games including 299 starts
- The Gamecocks posted a 12-1 record during its non-conference schedule, recording their best start to a season since the 2015-16 season
- Cooper ranks No. 6 in the country and No. 1 in the SEC in assist/turnover ratio (4.3)
- The Alabama-South Carolina matchup features two of the best scorers in the SEC, as Alabama's Mark Sears ranks No. 1 in scoring (19.4 ppg) and South Carolina's Meechie Johnson ranks No. 3 (18.2 ppg)
- South Carolina is one of eight SEC teams ranks in the top-50 in the NET Rankings
- The Gamecocks rank No. 18 in the country and No. 1 in the SEC in scoring defense (63.0 ppg)
- South Carolina is the SEC's top defensive rebounding team in the SEC, grabbing a league-best 31.4 defensive rebounds per game

BLUE COLLAR PTS

The Hard Hat Award is something created by head coach Nate Oats which is handed out to a Crimson Tide men's basketball player at the end of each game. The Blue Collar point system accumulates over the course of a game with the highest game total receiving the Hard Hat. Deflections, steals, blocks, rebounds and loose balls count for one point. Offensive rebounds are worth 1.5 points, floor dives are two and charges are worth four points.

OPPONENT	TEAM TOTAL	HARD HAT AWARD
Morehead State	90.5	Grant Nelson (13.0)
Indiana State	81	Grant Nelson (14.0)
South Alabama	105.5	Aaron Estrada (19.0)
Mercer	90.0	Nick Pringle (15.5)
Ohio State	53.5	Aaron Estrada (11.5)
Oregon	96.5	Mark Sears (21.0)
Clemson	92.5	Grant Nelson (16.0)
Arkansas State	82.0	Mohamed Wague (17.5)
Purdue	70.5	Mohamed Wague (15.5)
Creighton	77.5	Aaron Estrada (13.5)
Arizona	98.5	Mark Sears (24.5)
Eastern Kentucky	99.0	Nick Pringle (20.5)
Liberty	85.0	Aaron Estrada (21.5)
Vanderbilt		
South Carolina		
Mississippi State		
Missouri		
Tennessee		
Auburn		
LSU		
Georgia		
Mississippi State		
Auburn		
LSU		
Texas A&M		
Florida		
Kentucky		
Ole Miss		
Tennessee		
Florida		
Arkansas		

HARD HAT WINNERS

Aaron Estrada	4
Grant Nelson	3
Nick Pringle	2
Mark Sears	2
Mohamed Wague	2

CUMULATIVE BLUE COLLAR POINTS TOTAL

Grant Nelson	149.5
Aaron Estrada	145.0
Mohamed Wague	139.5
Mark Sears	129.5
Nick Pringle	126.5
Latrell Wrightsell Jr.	92.5
Rylan Griffen	85.5
Jarin Stevenson	64.5
Sam Walters	61.5
Davin Cosby Jr.	39.0
Mouhamed Dioubate	21.0
Max Scharnowski	3.5
TOTALS	1,117.5

BREAKING DOWN THE STARTING LINEUP

Opponent (W/L)	G	G	G	F	F
Morehead State (W)	Sears	Estrada	Griffen	Nelson	Pringle
Indiana State	Sears	Estrada	Griffen	Nelson	Pringle
South Alabama	Sears	Estrada	Griffen	Nelson	Pringle
Mercer	Sears	Estrada	Griffen	Nelson	Pringle
vs. Ohio State	Sears	Estrada	Griffen	Nelson	Pringle
vs. Oregon	Sears	Estrada	Griffen	Nelson	Pringle
Clemson	Sears	Estrada	Griffen	Nelson	Wague
Arkansas State	Sears	Estrada	Griffen	Nelson	Wague
vs. #4 Purdue	Sears	Estrada	Griffen	Nelson	Wague
at #8 Creighton	Sears	Estrada	Wrightsell Jr.	Nelson	Wague
at #4 Arizona	Sears	Estrada	Griffen	Nelson	Wague
Eastern Kentucky	Sears	Estrada	Griffen	Nelson	Wague
vs Liberty	Sears	Estrada	Griffen	Nelson	Wague
at Vanderbilt	Sears	Estrada	Griffen	Nelson	Wague
South Carolina					
at Mississippi State					
Missouri					
at Tennessee					
Auburn					
LSU					
at Georgia					
Mississippi State					
at Auburn					
at LSU					
Texas A&M					
Florida					
at Kentucky					
at Ole Miss					
Tennessee					
at Florida					
Arkansas					

Consecutive starts: Sears 14, Estrada 14, Griffen 4, Nelson 14, Wague 8
Number of different starting lineups: 3

Record by Lineup (bold indicates most recent lineup)

5-1	Sears, Estrada, Griffen, Nelson, Pringle
0-1	Sears, Estrada, Wrightsell Jr., Nelson, Wague
4-3	Sears, Estrada, Griffen, Nelson, Wague

SEASON DEFLECTIONS

Aaron Estrada	36
Mark Sears	33
Grant Nelson	30
Mohamed Wague	28
Latrell Wrightsell Jr.	23
Nick Pringle	19
Davin Cosby Jr.	11
Jarin Stevenson	9
Rylan Griffen	8
Sam Walters	3
Mouhamed Dioubate	3
TOTALS	203

SEASON CHARGES

Nick Pringle	1
Latrell Wrightsell Jr.	1
TOTALS	2

DUNKS

Nick Pringle	13
Grant Nelson	9
Mohamed Wague	7
Jarin Stevenson	4
Rylan Griffen	1
Sam Walters	1
TOTALS	36

FLOOR DIVES

Aaron Estrada	7
Mohamed Wague	6
Nick Pringle	5
Latrell Wrightsell	4
Grant Nelson	3
Sam Walters	3
Davin Cosby Jr.	2
Rylan Griffen	2
Jarin Stevenson	1
TOTALS	34

RECORD WHEN...

At home	6-1	
On the road	1-1	
At neutral sites	2-3	
In SEC games	1-0	
SEC home games	0-0	
SEC road games	1-0	
In non-conference games	8-5	
In postseason games	0-0	
In overtime	0-0	
In games decided by ...		
3 points or less (one possession games)	1-1	
4-6 points or less (two possession games)	0-1	
7 points or more	8-3	
Leading at the half		9-1
Trailing at the half		0-3
Tied at the half		0-1
Shooting 40% or better		9-3
Shooting less than 40%		0-2
Opponent 40% or better		5-5
Opponent shoots less than 40%		4-0
Shooting same or better than opponent		8-0
Shooting worse than opponent		1-5
Outrebounding opponent		9-1
Opponent outrebounds UA		0-3
Rebounds are tied		0-1
70% or better on FT		6-3
less than 70% on FT		3-2
More FT att. than opponent		9-1
Less FT att. than opponent		0-4
Same FT att. as opponent		0-0
40% or better on 3PT		8-2
Less than 40% on 3PT		1-3
More turnovers than opponent		3-1
Less turnovers than opponent		6-4
Same turnovers as opponent		0-0
Scoring 80 or more points		8-3
Scoring 70-79 points		1-2
Scoring 60-69 points		0-0
Scoring 50-59 points		0-0
Scoring less than 50 points		0-0
Allowing 80 or more points		2-5
Allowing 70-79 points		2-0
Allowing 60-69 points		3-0
Allowing 50-59 points		1-0
Allowing less than 50 points		1-0
On Sunday		0-0
On Monday		2-0
On Tuesday		1-1
On Wednesday		0-1
On Thursday		0-0
On Friday		2-1
On Saturday		4-2
In November		5-2
In December		3-3
In January		1-0
In February		0-0
In March		0-0

BAMA IN THE PROS

• Here is a list of the former Alabama players that are currently playing professionally:

Player	Team
Charles Bediako	San Antonio Spurs/Austin Spurs*
Jordan Bruner	BK ARMEX Decin (Czech Republic)
Noah Clowney	Brooklyn Nets*
JD Davidson	Boston Celtics/Maine Celtics*
Keon Ellis	Sacramento Kings/Stockton Kings*
Donta Hall	AS Monaco (France)
Herbert Jones	New Orleans Pelicans*
Kira Lewis Jr.	New Orleans Pelicans*
Brandon Miller	Charlotte Hornets*
Retin Obasohan	Bertram Derthona (Italy)
Joshua Primo	Los Angeles Clippers*
Levi Randolph	Hapoel Jerusalem (Israel)
Alex Reese	Rio Grande Valley Vipers (NBA G-League)*
Jaden Shackelford	Oklahoma City Blue (NBA G-League)*
Colin Sexton	Utah Jazz

*Played for Nate Oats

ALABAMA BASKETBALL

Alabama is in its 111th season of basketball in 2023-24 and is coming off arguably one of its best seasons in the history of the program. The Tide's first season of hoops came in 1912-13. There was no season in 1943-44 due to World War II.

- **Strength of Schedule:** After having the No. 1 strength of schedule in the nation in back-to-back seasons, Alabama will face another challenging non-conference schedule that includes:
 - Eight non-conference opponents who participated in the NCAA Tournament and NIT last season
 - Six non-conference opponents that were picked to finish first in their conference (Morehead State - OVC, Indiana State - MVC, Purdue - BigTen, Arizona - Pac-12, Eastern Kentucky - ASUN and Liberty - CUSA)
 - Nine of Alabama's opponents won 20 games or more last season
 - The non-conference schedule features 11 different conferences
- **Top-25 Wins:** The Crimson Tide won a program-record seven top-25 wins last season and have 15 wins under Nate Oats during his time in Tuscaloosa
- **Karl Malone Watch List:** Alabama's Grant Nelson is one of 20 candidates named to the 2024 Karl Malone Award Watch List, which recognizes the top power forwards in men's college basketball annually
 - One of three players from SEC to be named to the watch list (Arkansas' Trevon Brazile and Mississippi State's Tolu Smith)
 - Ranked as the No. 17 transfer according to ESPN.com
 - Enters the 2023-24 season as the No. 41 returning scorer in Division I
- **Tide Hoops in the NBA:** Alabama is well represented in the NBA this season as the Tide currently have nine players on NBA rosters
 - Brandon Miller and Noah Clowney were the first Crimson Tide teammates in 28 years to be selected in the first round of the same NBA Draft, dating back to 1995 when Antonio McDyess (No. 2 overall to the LA Clippers) and Jason Caffey (No. 20 overall to Chicago Bulls) achieved the feat
 - During the Oats era, Alabama has produced three NBA Draft Lottery Picks (Miller, Joshua Primo and Kira Lewis Jr.)
- **1,000 Point Scorers:** The Tide's roster features three players that have scored 1,000 points throughout their college career in Aaron Estrada (1,610 points), Mark Sears (1,547 points) and Grant Nelson (1,166 points)
- **Top 10 Recruiting Class:** For the fourth consecutive top-15 signing class for head coach Nate Oats since arriving on campus as Alabama signed the No. 10 recruiting class in the country in 2023
- **New Coaching Staff:** Nate Oats hired three assistant coaches during the offseason in Austin Claunch, Preston Murphy and Ryan Pannone
- **Oats Approaching 100 Wins at Alabama:** Nate Oats is two wins away from becoming the eighth coach in program history to win 100 games at Alabama.

BY THE NUMBERS

4

Since arriving to campus, Nate Oats has won four of the seven SEC trophies that have been handed out during that span, which is an SEC-best winning a pair of SEC season championships and two SEC tournament titles

5

Alabama welcomes the No. 5 overall transfer signing class by 247Sports, highlighted by a pair of 1,000 point scorers in Aaron Estrada from Hofstra and Grant Nelson from North Dakota State

5

Alabama was picked fifth in the SEC Preseason Poll, voted by media members. Each year Alabama was picked to finish fifth in the SEC under Nate Oats, the Tide have gone on to win the SEC regular season and tournament championships

10

Ranking of the 2023 signing class, which consists of five four-star signees and the North Carolina Gatorade Player of the Year Jarin Stevenson. It is the first time in program history Alabama has had four straight top-15 signing classes in the modern era

11

Alabama will face 11 opponents that are ranked or receiving votes in the AP Preseason Poll, including seven among the top-16

49

In his first five seasons at Alabama, Nate Oats has won 49 SEC contests, which is tied for the most in the SEC along with Kentucky

101

The Tide has won 101 games over the past five years under Nate Oats, which ranks No. 1 in the SEC during that span (23.0 wins per season)

841

Number of SEC wins for Alabama, which ranks second among all league teams (Kentucky has 1,037). The Crimson Tide's SEC winning percentage of .565 is third-best in the conference annals, behind Kentucky (.778) and Tennessee (.567)

1,775

Number of all-time wins for Alabama in 110 years of basketball, which ranks third in the SEC behind Kentucky and Arkansas

THE TIDE AMONG THE BEST

Alabama has been one of the most successful programs in the country over the last four seasons. Over the past four seasons, Alabama has won 85 games, which ranks No. 121 in the country and No. 1 in the SEC.

SEC TEAMS	NUMBER OF WINS
T1. ALABAMA	85
T1. Arkansas	84
3. Tennessee	80
4. Auburn	72
5. Texas A&M	68
T6. Kentucky	67
T6. Mississippi State	67
8. LSU	63
T9. Missouri	60
T9. Florida	60
11. Vanderbilt	54
12. Ole Miss	53
13. South Carolina	47
14. Georgia	46

TEAM	NUMBER OF WINS
1. Houston	107
2. Gonzaga	101
3. Kansas	96
4. San Diego State	91
T5. Drake	90
T5. Baylor	90
T5. Arizona	90
T5. Purdue	90
9. UAB	88
10. UCLA	86
11. ALABAMA	85
12. Arkansas	84
T13. Liberty	83
T13. Duke	83

THE TIDE IN THE NATIONAL & CONFERENCE STATS

• Below is a breakdown of where UA ranks in the SEC and NCAA (all numbers as of 1/8):

CATEGORY	STAT	SEC ONLY	NCAA
Scoring Offense	91.8	1	2
Three Pointers Per Game	11.5	1	5
Effective Field Goal %	.585	1	6
Free Throws Made Per Game	18.9	2	9
Three Point Percentage	39.1	3	12
Free Throw Percentage	77.2	2	17
Scoring Margin	16.0	3	19
Free Throw Attempts Per Game	24.4	4	21
Bench Points Per Game	30.3	4	22
Field Goal Percentage	49.3	2	24
Fastbreak Points	15.2	2	28
Rebound Margin	6.9	5	40
Rebounds Per Game	40.3	4	44
Assists Per Game	16.3	5	45
Defensive Rebounds Per Game	27.9	5	56
Assist/Turnover Ratio	1.4	6	63
Steals Per Game	7.5	8	113
Three Point Percentage Defense	31.5	7	115
Field Goal Percentage Defense	42.8	12	162

STATS IN WINS VS LOSSES

• Below is a breakdown of key stats in Alabama's wins compared to the same stats in its losses on the year.

GAMES	POINTS PER GAME	FG%	3FG%	REBS PER GAME	ASTS PER GAME
	UA-OPP (MARGIN)	UA / OPP	UA / OPP	UA / OPP (MARGIN)	UA / OPP
Won (9)	98.3-68.9 (+29.4)	.540/.389	.460/.272	46.9/30.8 (+12.8)	18.2 /9.9
Lost (5)	80.0-88.2 (-8.2)	.413/.505	.295/.424	34.4/38.0 (-3.6)	12.8/14.4



NATE OATS

Head Coach 5th Season at UA
MARANTHA BAPTIST, 1998 9th Season Overall

When Nate Oats was formally introduced as head men's basketball coach at The University of Alabama on March 28, 2019, he promised fans would see an entertaining, up-tempo and fast-paced style of play. And that's exactly what he has delivered during his three years in Tuscaloosa.

Oats continues to lead the Crimson Tide men's basketball resurgence to national prominence, having guided his team to 92 wins, highlighted by a pair of SEC Regular Season championships, two SEC Tournament championships and two trips to the Sweet 16. Oats is the only coach in program history to win multiple SEC regular season and tournament championships. He has compiled a record of 92-41 (.692) in his four years at The Capstone. In fact, in his eight years as a head coach, Oats owns an impressive record of 188-84 (.691) and has led his teams to NCAA Tournament appearances six separate times with one of those years being the global pandemic.

During Oats' four years at the helm, the Tide have compiled 49 Southeastern Conference wins, which is tied for the most in the SEC along with Kentucky highlighted by winning the 2023 SEC Regular Season championship at home against Auburn. Against the top teams across the country, Oats and the Crimson Tide have risen to the challenge as Alabama has 15 AP Top 25 wins including defeating the No. 1 team in the country twice during the 2022-23 season, becoming the first team since 1965-66 (Duke) with multiple wins over the AP No. 1 team

before the New Year.

Following the cancelation of the 2020 postseason, Alabama has made consecutive NCAA Tournament appearances in 2021, 2022 and 2023 marking the first time in 19 years the program has achieved the feat dating back to the 2002, 2003 and 2004 events. Furthermore, after earning the No. 2 seed in 2021 and No. 6 seed in 2022, the Tide has garnered a No. 6 seed or better in back-to-back NCAA Tournaments for the first time in 30 years. The last time it occurred came in 1991 (No. 4) and 1992 (No. 5). The 2022-23 season of the Crimson Tide earned the No. 1 overall seed in the NCAA Tournament for the first time in program history.

After agreeing to a contract extension during the 2020-21 season, Oats received a contract extension midway through the 2022-23 season that is set to keep him in charge of the Crimson Tide basketball program through the 2029 season.

"I am honored and humbled to receive a contract extension from The University of Alabama," Oats said. "As I have said many times, my family and I love this community, the city of Tuscaloosa and the University. I am incredibly proud of what we have been able to build during our time at UA which is a direct reflection of the student-athletes, coaches and staff who have all played a big part in our success. I am excited for what's happening in the future of our program and the direction we are heading. I cannot thank President Stuart Bell, Chancellor St. John, The Board of Trustees and Greg Byrne enough for trusting me to lead this program for the long term."

An indicator of Alabama's resurgence can be seen by looking at the last four NBA Drafts. In the 11 NBA Drafts prior to his arrival (2009-19), the Tide had just one men's basketball player selected. Since then (2020-23), a total six UA players have been drafted including having an Alabama player selected in the NBA Draft and lottery selections (top-14 pick) in consecutive years - a first in program history. In 2023, Brandon Miller was selected No. 2 in the NBA Draft, matching the program record for highest draft pick in program history (Antonio McDyess, 1995) and Noah Clowney was selected by the Brooklyn Nets with the 21st pick. The Miller-Clowney duo became the first Crimson Tide teammates in 28 years to be selected in the first round of the same NBA Draft, dating back to 1995 when McDyess (No. 2 overall to the LA Clippers) and Jason Caffey (No. 20 overall to Chicago Bulls) achieved the feat. The New Orleans Pelicans selected Kira Lewis Jr. No. 13 overall in the 2020 NBA Draft Lottery while Joshua Primo was taken by the San Antonio Spurs at No. 12, making UA one of three schools across the nation to have an NBA Lottery pick during that span.

CAREER HISTORY AND RESULTS

UNIVERSITY OF BUFFALO, HEAD COACH, 2015-19

Year	Record	Pct.	MAC Record	Pct.	Postseason
2015-16	20-15	.571	10-8	.556	NCAA First Round
2016-17	17-15	.531	11-7	.611	
2017-18	27-9	.750	15-3	.833	NCAA Second Round
2018-19	32-4	.889	16-2	.889	NCAA Second Round
Total (4)	96-43	.696	60-30	.667	

UNIVERSITY OF ALABAMA, HEAD COACH, 2019-PRESENT

Year	Record	Pct.	SEC Record	Pct.	Postseason
2019-20	16-15	.516	8-10	.444	NA
2020-21	26-7	.788	16-2	.889	NCAA Tournament Sweet 16
2021-22	19-14	.575	9-9	.500	NCAA Tournament First Round
2022-23	31-6	.838	16-2	.889	NCAA Tournament Sweet 16
2023-24	9-5	.643	1-0	1.000	
Total (5)	101-46	.687	50-23	.685	
Total (9)	197-90	.686	110-53	.675	

- HONORS**
- SEC Coach of the Year (2021)
 - MAC Coach of the Year (2018, 2019)
 - NABC District Coach of the Year (2018, 2019)
 - 4x Regular Season Champions (2x MAC, 2x SEC)

- POSTSEASON**
- 6x Conference Tournament Champions (MAC 3x, SEC 3x)
 - 5 NCAA Tournaments
 - 2 Sweet 16 Appearances

ON THE BENCH



AUSTIN CLAUNCH
Assistant Coach

- In his first year with the Alabama men's basketball coaching staff after leading Nicholls State as head coach from 2018-2023.
- Named to ESPN 40 Under 40 in 2020 and Southland Conference Coach of the Year for the 2020-21 season
- Served as the youngest head coach in Division I Men's basketball for three seasons (2018-21) and the second youngest head coach during the 2022-23 season.



RYAN PANNONE
Assistant Coach

- Has a combined 17 years of coaching experience at various levels, as both an assistant and a head coach.
- Served as an assistant coach with the New Orleans Pelicans during the 2022-23 season
- Has worked with Herbert Jones, Trey Murphy, John Petty Jr. and Kira Lewis Jr. during his time in the NBA and NBA G League.



PRESTON MURPHY
Assistant Coach

- Spent four years as an assistant coach with the Creighton Bluejays, where he helped the Bluejays win 86 games, including two NCAA tournament berths.
- Players under his watch have been repeatedly named First Team All-BIG East and BIG EAST Defensive Player of the Year, and been selected in the NBA Draft.



ADAM BAUMAN
Director of Scouting and Analytics

- In his fifth season at Alabama and in his second year serving as the program's director of scouting and analytics
- Responsible for overseeing the budget, scheduling, all analytics, recruiting coordinator, advance scouting and camps, among other duties



BEN POTTS
Director of Video Services

- In his first season at Alabama after serving as a video intern with the Detroit Pistons
- Worked with Alec Burks, Jalen Duren, George King, Jabari Walker, Derrick White and McKinley Wright IV during his time in the NBA and at the University of Colorado



CHRISTIAN PINO
Director of Player Development

- In his fourth season at Alabama and in his second year serving as the program's director of player development
- Responsible for skill development, as well as assisting with practice plans and game charts.



MARK SEARS

Muscle Shoals, Ala.
Ohio
Hargrave Military Academy

Guard / Senior / 6-1 / 185

CAREER HIGHS

Points	37	vs. Abilene Christian (3/21/22)
Rebounds	13	vs. Bowling Green (3/1/22)
Assists	9	vs. Miami (1/18/22)
Steals	6	2x, last vs. Arizona (12/20/23)
Blocks	1	10x, last at Arizona (12/20/23)
Minutes	55:03	vs. North Carolina (11/27/22)
Field Goals	13	vs. Purdue (12/9/23)
FG Att.	25	vs. Purdue (12/9/23)
3-Point FG	8	vs. Purdue (12/9/23)
3-Point Att.	16	vs. Purdue (12/9/23)
Free Throws	16	last vs. Abilene Christian (3/11/22)
FT Att.	21	last vs. Abilene Christian (3/11/22)

2023-24 SEASON HIGHS

Points	35	vs. Purdue (12/9/23)
Rebounds	7	vs. Oregon (11/25/23)
Assists	6	2x, last vs. Arkansas St. (12/4/23)
Steals	6	vs. Arizona (12/20/23)
Blocks	1	2x, last vs. Arizona (12/20/23)
Minutes	35	3x, last at Vanderbilt (1/6/24)
Field Goals	13	vs. Purdue (12/9/23)
FG Att.	25	vs. Purdue (12/9/23)
3-Point FG	8	vs. Purdue (12/9/23)
3-Point Att.	16	vs. Purdue (12/9/23)
Free Throws	9	2x, last vs. Oregon (11/25/23)
FT Att.	10	vs. Indiana State (11/10/23)

MISCELLANEOUS STATS

CATEGORY	2023-24	CAREER
Double-digit scoring	14	75
20+ point games	6	30
Double-digit rebounding	0	5
Double-doubles	0	5
Led UA in scoring	8	14
Led UA in rebounding	0	1
Led UA in three-pointers	6	14
Led UA in assists	6	15
Led UA in steals	4	17
Led UA in blocks	0	1
5+ assist games	4	30
3+ three-pointers	6	30
3+ steal games	4	19
3+ block games	0	0

SEARS' CAREER STATS

Year	GP	GS	Min	Avg	FG	FGA	Pct	3FG	3FGA	Pct	FT	FTA	Pct	Off	Def	Tot	Avg	PF	FO	Ast	TO	Blk	Stl	Pts	Avg
2020-21*	24	5	470	19.6	64	137	.467	12	43	.279	63	74	.851	19	47	66	2.8	35	1	81	29	1	24	203	8.5
2021-22*	35	35	1251	35.7	218	492	.443	60	147	.408	192	217	.885	69	141	210	6.0	66	0	145	112	4	59	688	19.7
2022-23	37	37	1103	29.8	136	335	.406	69	200	.345	122	144	.847	26	105	131	3.5	58	1	96	70	3	43	463	12.5
2023-24	14	14	417	29.8	87	164	.530	34	73	.466	64	80	.800	16	44	60	4.3	28	0	52	28	2	21	272	19.4
TOTAL	110	91	3242	29.5	505	1128	.448	175	463	.378	441	515	.856	130	337	467	4.2	187	2	374	239	10	147	1626	14.8

* First two seasons at Ohio

SEARS' NOTES



2023-24 Alabama Men's Basketball
Individual Game-by-Game
All games

Page 1/13
as of Jan 06, 2024

#1 SEARS, Mark

Opponent	Date	GS	MIN	Total		3-Pointers		Free throws		Rebounds				PF	A	TO	BLK	STL	PTS	AVG					
				FG-FGA	PCT	3FG-3FGA	PCT	FT-FTA	PCT	OFF	DEF	TOT	AVG												
Morehead St.	11/06/2023	*	23:49	3-5	.600	1-2	.500	6-7	.857	2	2	4	4.0	3	5	2	0	2	13	13.0					
Indiana St.	11/10/2023	*	31:59	6-10	.600	3-4	.750	9-10	.900	1	2	3	3.5	3	3	3	0	0	24	18.5					
South Alabama	11/14/2023	*	23:21	5-7	.714	3-4	.750	4-4	1.000	0	5	5	4.0	0	5	0	0	0	17	18.0					
Mercer	11/17/2023	*	24:11	8-12	.667	1-2	.500	7-8	.875	2	4	6	4.5	2	6	1	0	0	24	19.5					
vs Ohio St.	11/24/2023	*	35:40	6-12	.500	2-6	.333	3-6	.500	2	2	4	4.4	3	4	3	0	3	17	19.0					
vs Oregon	11/25/2023	*	30:57	8-13	.615	2-4	.500	9-9	1.000	2	5	7	4.8	3	3	2	0	3	27	20.3					
Clemson	11/28/2023	*	33:52	7-14	.500	4-9	.444	5-7	.714	2	2	4	4.7	1	3	1	1	0	23	20.7					
Arkansas St.	12/04/2023	*	24:15	5-11	.455	1-2	.500	2-4	.500	1	2	3	4.5	1	6	2	0	2	13	19.8					
vs Purdue	12/09/2023	*	34:41	13-25	.520	8-16	.500	1-1	1.000	1	3	4	4.4	2	1	4	0	1	35	21.4					
at Creighton	12/16/2023	*	34:44	9-16	.563	1-5	.200	0-0	.000	1	3	4	4.4	2	1	0	0	0	19	21.2					
vs Arizona	12/20/2023	*	35:51	2-7	.286	1-5	.200	7-8	.875	2	4	6	4.5	3	3	3	1	6	12	20.4					
Eastern Ky.	12/23/2023	*	21:30	4-10	.400	1-4	.250	2-6	.333	0	2	2	4.3	1	5	0	0	0	11	19.6					
vs Liberty	12/30/2023	*	28:30	5-9	.556	3-5	.600	3-4	.750	0	4	4	4.3	3	4	1	0	1	16	19.3					
at Vanderbilt	01/06/2024	*	34:10	6-13	.462	3-5	.600	6-6	1.000	0	4	4	4.3	1	3	6	0	3	21	19.4					
Totals			14	417:29	87-164	.530	34-73	.466	64-80	.800	16	44	60	4.3	28	52	28	2	21	272	19.4				

Player Averages

Games Played	Minutes/ game	Points/ game	FG Pct	3FG Pct	FT Pct	Rebounds/ game	Assists/ game	Turnovers/ game	Assist/Turnover ratio	Steals/ game	Blocks/ game
14	29.8	19.4	53.0	46.6	80.0	4.3	3.7	2.0	1.9	1.5	0.1



2
GRANT NELSON

Devils Lake, N.D.
North Dakota State
Devils Lake HS

Forward / Senior / 6-11 / 230

CAREER HIGHS

Points	36	vs. North Dakota (1/27/23)
Rebounds	22	vs. South Dakota State (3/6/23)
Assists	8	vs. Denver (2/11/23)
Steals	3	at Oral Roberts (2/18/23)
Blocks	5	at Kansas City (2/16/23)
Minutes	39	vs. South Dakota State (3/6/23)
Field Goals	14	at Western Illinois (12/19/22)
FG Att.	23	at Western Illinois (12/19/22)
3-Point FG	4	Western Illinois (2/25/23)
3-Point Att.	15	at Arizona (12/20/23)
Free Throws	11	vs. South Dakota (3/5/23)
FT Att.	13	vs. South Dakota (3/5/23)

2023-24 SEASON HIGHS

Points	24	vs. Morehead State (11/6/23)
Rebounds	8	3x, last vs. Clemson (11/28/23)
Assists	6	vs. South Alabama (11/14/23)
Steals	2	vs. Clemson (11/28/23)
Blocks	3	4x, last at Vanderbilt (1/6/24)
Minutes	33	vs. Clemson (11/28/23)
Field Goals	7	2x, last vs. Indiana State (11/10/23)
FG Att.	19	at Arizona (12/20/23)
3-Point FG	3	at Arizona (12/20/23)
3-Point Att.	15	at Arizona (12/20/23)
Free Throws	9	vs. Morehead State (11/6/23)
FT Att.	9	vs. Ohio State (11/24/23)

MISCELLANEOUS STATS

CATEGORY	2023-24	CAREER
Double-digit scoring	11	37
20+ point games	3	14
Double-digit rebounding	0	12
Double-doubles	0	12
Led UA in scoring	4	4
Led UA in rebounding	7	7
Led UA in three-pointers	3	3
Led UA in assists	2	2
Led UA in steals	1	1
Led UA in blocks	7	7
5+ assist games	3	6
3+ three-pointers	1	3
3+ steal games	0	1
3+ block games	4	10

NELSON'S CAREER STATS

Year	GP	GS	Min	Avg	FG	FGA	Pct	3FG	3FGA	Pct	FT	FTA	Pct	Off	Def	Tot	Avg	PF	FO	Ast	TO	Blk	Stl	Pts	Avg
2020-21*	27	5	562	20.8	64	136	.471	16	45	.356	27	38	.711	33	67	100	3.7	51	1	17	41	25	6	171	6.3
2021-22*	29	21	749	25.8	132	260	.508	28	87	.322	44	60	.733	47	95	142	4.9	76	3	32	46	38	6	336	11.6
2022-23*	30	30	920	30.7	199	382	.521	25	93	.269	113	157	.720	65	213	278	9.3	81	1	63	78	50	23	536	17.9
2023-24	14	14	363	25.9	63	139	.453	17	63	.270	50	57	.877	19	60	79	5.6	36	0	32	19	19	9	193	13.8
TOTAL	100	70	2593	25.9	458	917	.499	86	288	.299	234	312	.750	164	435	599	6.0	244	5	144	185	132	44	1236	12.4

* First three seasons at North Dakota State

NELSON'S NOTES



2023-24 Alabama Men's Basketball
Individual Game-by-Game
All games

Page 2/13
as of Jan 06, 2024

#2 NELSON, Grant

Opponent	Date	GS	MIN	Total		3-Pointers		Free throws		Rebounds				PF	A	TO	BLK	STL	PTS	AVG	
				FG-FGA	PCT	3FG-3FGA	PCT	FT-FTA	PCT	OFF	DEF	TOT	AVG								
Morehead St.	11/06/2023	*	24:47	7-12	.583	2-4	.500	8-8	1.000	0	7	7	7.0	3	1	0	2	1	24	24.0	
Indiana St.	11/10/2023	*	29:10	7-10	.700	0-2	.000	6-6	1.000	2	6	8	7.5	2	2	1	1	1	20	22.0	
South Alabama	11/14/2023	*	17:39	1-5	.200	0-1	.000	4-6	.667	0	5	5	6.7	3	6	2	2	0	6	16.7	
Mercer	11/17/2023	*	22:25	2-5	.400	1-2	.500	0-0	.000	2	5	7	6.8	3	1	3	0	1	5	13.8	
vs Ohio St.	11/24/2023	*	31:58	5-11	.455	1-5	.200	9-9	1.000	1	5	6	6.6	3	2	1	3	0	20	15.0	
vs Oregon	11/25/2023	*	28:47	5-13	.385	0-3	.000	1-1	1.000	3	5	8	6.8	4	1	1	2	0	11	14.3	
Clemson	11/28/2023	*	33:17	4-15	.267	2-8	.250	4-4	1.000	2	6	8	7.0	3	1	1	2	2	14	14.3	
Arkansas St.	12/04/2023	*	16:00	4-6	.667	2-4	.500	2-2	1.000	1	0	1	6.3	2	2	1	1	1	12	14.0	
vs Purdue	12/09/2023	*	27:12	4-9	.444	2-7	.286	1-2	.500	0	7	7	6.3	2	5	3	0	1	11	13.7	
at Creighton	12/16/2023	*	25:37	5-14	.357	1-5	.200	2-2	1.000	3	2	5	6.2	3	0	1	0	0	13	13.6	
vs Arizona	12/20/2023	*	30:21	5-19	.263	3-15	.200	4-4	1.000	1	4	5	6.1	2	2	3	0	1	17	13.9	
Eastern Ky.	12/23/2023	*	20:31	7-9	.778	2-3	.667	3-3	1.000	1	1	2	5.8	1	5	1	0	0	19	14.3	
vs Liberty	12/30/2023	*	26:31	4-6	.667	0-1	.000	4-5	.800	2	3	5	5.7	2	3	0	3	1	12	14.2	
at Vanderbilt	01/06/2024	*	28:21	3-5	.600	1-3	.333	2-5	.400	1	4	5	5.6	3	1	2	3	0	9	13.8	
Totals			14	362:37	63-139	.453	17-63	.270	50-57	.877	19	60	79	5.6	36	32	20	19	9	193	13.8

Player Averages

Games Played	Minutes/game	Points/game	FG Pct	3FG Pct	FT Pct	Rebounds/game	Assists/game	Turnovers/game	Assist/Turnover ratio	Steals/game	Blocks/game
14	25.9	13.8	45.3	27.0	87.7	5.6	2.3	1.4	1.6	0.6	1.4



RYLAN GRIFFEN

Dallas, Texas
Richardson HS

Guard / Sophomore / 6-6 / 190

CAREER HIGHS

Points	19	vs. Eastern Kentucky (12/23/23)
Rebounds	7	3x, last vs. Purdue (12/9/23)
Assists	5	vs. Purdue (12/9/23)
Steals	2	4x, last vs. Vanderbilt (1/31/23)
Blocks	2	2x, last vs. Texas A&M CC (3/16/23)
Minutes	31	2x, last at Vanderbilt (1/6/24)
Field Goals	7	2x, last at Vanderbilt (1/6/24)
FG Att.	13	vs. Longwood (11/7/22)
3-Point FG	5	vs. Eastern Kentucky (12/23/23)
3-Point Att.	9	vs. Eastern Kentucky (12/23/23)
Free Throws	7	vs. Oregon (11/25/23)
FT Att.	8	vs. Oregon (11/25/23)

2023-24 SEASON HIGHS

Points	19	vs. Eastern Kentucky (12/23/23)
Rebounds	7	vs. Purdue (12/9/23)
Assists	5	vs. Purdue (12/9/23)
Steals	1	4x, last vs. Eastern Kentucky (12/23/23)
Blocks	2	vs. Indiana State (11/10/23)
Minutes	31	2x, last at Vanderbilt (1/6/24)
Field Goals	7	2x, last at Vanderbilt (1/6/24)
FG Att.	11	2x, last at Vanderbilt (1/6/24)
3-Point FG	5	vs. Eastern Kentucky (12/23/23)
3-Point Att.	9	vs. Eastern Kentucky (12/23/23)
Free Throws	7	vs. Oregon (11/25/23)
FT Att.	8	vs. Oregon (11/25/23)

MISCELLANEOUS STATS

CATEGORY	2023-24	CAREER
Double-digit scoring	5	13
20+ point games	0	0
Double-digit rebounding	0	0
Double-doubles	0	0
Led UA in scoring	1	5
Led UA in rebounding	1	1
Led UA in three-pointers	2	9
Led UA in assists	1	1
Led UA in steals	0	5
Led UA in blocks	0	1
5+ assist games	1	1
3+ three-pointers	1	7
3+ steal games	0	0
3+ block games	0	0

GRIFFEN'S CAREER STATS

Year	GP	GS	Min	Avg	FG	FGA	Pct	3FG	3FGA	Pct	FT	FTA	Pct	Off	Def	Tot	Avg	PF	FO	Ast	TO	Blk	Stl	Pts	Avg
2022-23*	37	0	582	15.7	72	197	.365	41	136	.301	33	45	.733	28	67	95	2.6	35	0	27	28	7	22	218	5.9
2023-24	14	13	347	24.8	43	87	.494	19	51	.373	29	37	.784	13	37	50	3.6	19	0	25	17	4	5	134	9.6
TOTAL	51	13	929	18.2	115	284	.405	60	187	.321	62	82	.756	41	104	145	2.8	54	0	52	45	11	27	352	6.9

GRIFFEN'S SEASON STATS



2023-24 Alabama Men's Basketball
Individual Game-by-Game
All games

Page 3/13
as of Jan 06, 2024

#3 GRIFFEN, Rylan

Opponent	Date	GS	MIN	Total		3-Pointers		Free throws		Rebounds				PF	A	TO	BLK	STL	PTS	AVG	
				FG-FGA	PCT	3FG-3FGA	PCT	FT-FTA	PCT	OFF	DEF	TOT	AVG								
Morehead St.	11/06/2023	*	20:35	2-5	.400	1-3	.333	4-4	1.000	0	4	4	4.0	0	3	0	0	1	9	9.0	
Indiana St.	11/10/2023	*	25:26	1-2	.500	1-2	.500	0-1	.000	1	0	1	2.5	0	0	1	2	0	3	6.0	
South Alabama	11/14/2023	*	16:58	2-4	.500	1-2	.500	2-4	.500	0	2	2	2.3	0	0	1	0	0	7	6.3	
Mercer	11/17/2023	*	20:44	3-4	.750	1-1	1.000	2-2	1.000	0	2	2	2.3	0	1	0	0	0	9	7.0	
vs Ohio St.	11/24/2023	*	21:50	1-4	.250	1-4	.250	2-2	1.000	0	1	1	2.0	3	0	0	0	0	5	6.6	
vs Oregon	11/25/2023	*	31:04	4-9	.444	2-5	.400	7-8	.875	2	0	2	2.0	1	3	5	1	1	17	8.3	
Clemson	11/28/2023	*	28:25	1-7	.143	1-4	.250	3-4	.750	3	2	5	2.4	2	2	0	0	1	6	8.0	
Arkansas St.	12/04/2023	*	22:30	2-5	.400	1-3	.333	3-4	.750	0	3	3	2.5	1	2	3	0	0	8	8.0	
vs Purdue	12/09/2023	*	27:48	2-5	.400	2-5	.400	2-2	1.000	2	5	7	3.0	4	5	1	1	0	8	8.0	
at Creighton	12/16/2023		28:47	6-8	.750	1-3	.333	0-0	.000	1	3	4	3.1	1	2	0	0	0	13	8.5	
vs Arizona	12/20/2023	*	28:15	2-6	.333	0-3	.000	0-0	.000	1	5	6	3.4	3	1	1	0	0	4	8.1	
Eastern Ky.	12/23/2023	*	21:08	7-11	.636	5-9	.556	0-0	.000	2	4	6	3.6	0	3	2	0	1	19	9.0	
vs Liberty	12/30/2023	*	22:53	3-6	.500	1-3	.333	3-3	1.000	0	3	3	3.5	1	2	0	0	0	10	9.1	
at Vanderbilt	01/06/2024	*	30:14	7-11	.636	1-4	.250	1-3	.333	1	3	4	3.6	3	1	3	0	1	16	9.6	
Totals			13	346:38	43-87	.494	19-51	.373	29-37	.784	13	37	50	3.6	19	25	17	4	5	134	9.6

Player Averages

Games Played	Minutes/game	Points/game	FG Pct	3FG Pct	FT Pct	Rebounds/game	Assists/game	Turnovers/game	Assist/Turnover ratio	Steals/game	Blocks/game
14	24.8	9.6	49.4	37.3	78.4	3.6	1.8	1.2	1.5	0.4	0.3



4
DAVIN
COSBY JR.

Richmond, Va.
 Word of God Christian Academy

Guard / Freshman / 6-5 / 205

CAREER HIGHS

Points	12	vs. Eastern Kentucky (12/23/23)
Rebounds	5	vs. Arkansas State (12/4/23)
Assists	2	vs. South Alabama (11/14/23)
Steals	3	vs. Morehead State (11/6/23)
Blocks	1	vs. Eastern Kentucky (12/23/23)
Minutes	19	vs. Eastern Kentucky (12/23/23)
Field Goals	4	vs. Eastern Kentucky (12/23/23)
FG Att.	9	vs. Arkansas State (12/4/23)
3-Point FG	4	vs. Eastern Kentucky (12/23/23)
3-Point Att.	9	vs. Arkansas State (12/4/23)
Free Throws	3	vs. Mercer (11/17/23)
FT Att.	4	vs. Mercer (11/17/23)

2023-24 SEASON HIGHS

Points	12	vs. Eastern Kentucky (12/23/23)
Rebounds	5	vs. Arkansas State (12/4/23)
Assists	2	vs. South Alabama (11/14/23)
Steals	3	vs. Morehead State (11/6/23)
Blocks	1	vs. Eastern Kentucky (12/23/23)
Minutes	19	vs. Eastern Kentucky (12/23/23)
Field Goals	4	vs. Eastern Kentucky (12/23/23)
FG Att.	9	vs. Arkansas State (12/4/23)
3-Point FG	4	vs. Eastern Kentucky (12/23/23)
3-Point Att.	9	vs. Arkansas State (12/4/23)
Free Throws	3	vs. Mercer (11/17/23)
FT Att.	4	vs. Mercer (11/17/23)

MISCELLANEOUS STATS

CATEGORY	2023-24	CAREER
Double-digit scoring	1	1
20+ point games	0	0
Double-digit rebounding	0	0
Double-doubles	0	0
Led UA in scoring	0	0
Led UA in rebounding	0	0
Led UA in three-pointers	1	1
Led UA in assists	0	0
Led UA in steals	1	1
Led UA in blocks	0	0
5+ assist games	0	0
3+ three-pointers	2	2
3+ steal games	0	0
3+ block games	0	0

COSBY JR.'S CAREER STATS

Year	GP	GS	Min	Avg	FG	FGA	Pct	3FG	3FGA	Pct	FT	FTA	Pct	Off	Def	Tot	Avg	PF	FO	Ast	TO	Blk	Stl	Pts	Avg
2023-24	9	0	102	11.4	14	36	.389	12	31	.387	5	6	.833	1	12	13	1.4	6	0	7	4	1	5	45	5.0
TOTAL	9	0	102	11.4	14	36	.389	12	31	.387	5	6	.833	1	12	13	1.4	6	0	7	4	1	5	45	5.0

COSBY JR.'S NOTES



2023-24 Alabama Men's Basketball
 Individual Game-by-Game
 All games

Page 4/13
 as of Jan 06, 2024

#4 COSBY JR., Davin

Opponent	Date	GS	MIN	Total		3-Pointers		Free throws		Rebounds				PF	A	TO	BLK	STL	PTS	AVG
				FG-FGA	PCT	3FG-3FGA	PCT	FT-FTA	PCT	OFF	DEF	TOT	AVG							
Morehead St.	11/06/2023		14:38	1-2	.500	1-2	.500	0-0	.000	0	0	0	0.0	0	1	1	0	3	3	3.0
Indiana St.	11/10/2023		05:13	0-1	.000	0-1	.000	0-0	.000	0	0	0	0.0	1	1	1	0	0	0	1.5
South Alabama	11/14/2023		16:04	2-5	.400	2-5	.400	2-2	1.000	0	1	1	0.3	3	2	0	0	1	8	3.7
Mercer	11/17/2023		17:46	2-6	.333	1-5	.200	3-4	.750	0	4	4	1.3	1	1	1	0	0	8	4.8
vs Oregon	11/25/2023		04:05	0-0	.000	0-0	.000	0-0	.000	0	0	0	1.0	0	0	0	0	0	0	3.8
Arkansas St.	12/04/2023		13:15	3-9	.333	3-8	.375	0-0	.000	0	5	5	1.7	0	1	1	0	0	9	4.7
at Creighton	12/16/2023		03:15	1-3	.333	0-1	.000	0-0	.000	1	0	1	1.6	0	0	0	0	0	2	4.3
Eastern Ky.	12/23/2023		19:01	4-7	.571	4-6	.667	0-0	.000	0	1	1	1.5	1	1	0	1	1	12	5.3
vs Liberty	12/30/2023		09:00	1-3	.333	1-3	.333	0-0	.000	0	1	1	1.4	0	0	0	0	0	3	5.0
Totals		0	102:17	14-36	.389	12-31	.387	5-6	.833	1	12	13	1.4	6	7	4	1	5	45	5.0

Player Averages

Games Played	Minutes/game	Points/game	FG Pct	3FG Pct	FT Pct	Rebounds/game	Assists/game	Turnovers/game	Assist/Turnover ratio	Steals/game	Blocks/game
9	11.4	5.0	38.9	38.7	83.3	1.4	0.8	0.4	1.8	0.6	0.1



10

**MOUHAMED
DIOUBATE**

Queens, N.Y.
Putnam Science Academy

Forward / Freshman / 6-7 / 215

CAREER HIGHS

Points	5	vs. Morehead State (11/6/23)
Rebounds	2	3x, last vs. Mercer (11/17/23)
Assists	1	3x, last vs. Liberty (12/30/23)
Steals	1	2x, last vs. Eastern Kentucky (12/23/23)
Blocks	3	vs. Arkansas State (12/4/23)
Minutes	10	2x, last vs. Mercer (11/17/23)
Field Goals	1	3x, last vs. Arkansas State (12/4/23)
FG Att.	3	2x, last vs. Arkansas State (12/4/23)
3-Point FG	1	vs. Arkansas State (12/4/23)
3-Point Att.	2	vs. Arkansas State (12/4/23)
Free Throws	5	vs. Morehead State (11/6/23)
FT Att.	8	vs. Morehead State (11/6/23)

2023-24 SEASON HIGHS

Points	5	vs. Morehead State (11/6/23)
Rebounds	2	3x, last vs. Mercer (11/17/23)
Assists	1	3x, last vs. Liberty (12/30/23)
Steals	1	2x, last vs. Eastern Kentucky (12/23/23)
Blocks	3	vs. Arkansas State (12/4/23)
Minutes	10	2x, last vs. Mercer (11/17/23)
Field Goals	1	3x, last vs. Arkansas State (12/4/23)
FG Att.	3	2x, last vs. Arkansas State (12/4/23)
3-Point FG	1	vs. Arkansas State (12/4/23)
3-Point Att.	2	vs. Arkansas State (12/4/23)
Free Throws	5	vs. Morehead State (11/6/23)
FT Att.	8	vs. Morehead State (11/6/23)

MISCELLANEOUS STATS

CATEGORY	2023-24	CAREER
Double-digit scoring	0	0
20+ point games	0	0
Double-digit rebounding	0	0
Double-doubles	0	0
Led UA in scoring	0	0
Led UA in rebounding	0	0
Led UA in three-pointers	0	0
Led UA in assists	0	0
Led UA in steals	0	0
Led UA in blocks	1	1
5+ assist games	0	0
3+ three-pointers	0	0
3+ steal games	0	0
3+ block games	1	1

DIOUBATE'S CAREER STATS

Year	GP	GS	Min	Avg	FG	FGA	Pct	3FG	3FGA	Pct	FT	FTA	Pct	Off	Def	Tot	Avg	PF	FO	Ast	TO	Blk	Stl	Pts	Avg
2023-24	10	0	58	5.8	3	14	.214	1	3	.333	8	19	.421	6	7	13	1.3	3	0	3	1	3	2	15	1.5
TOTAL	10	0	58	5.8	3	14	.214	1	3	.333	8	19	.421	6	7	13	1.3	3	0	3	1	3	2	15	1.5

DIOUBATE'S NOTES



2023-24 Alabama Men's Basketball
Individual Game-by-Game
All games

Page 5/13
as of Jan 06, 2024

#10 DIOUBATE, Mouhamed

Opponent	Date	GS	MIN	Total		3-Pointers		Free throws		Rebounds				PF	A	TO	BLK	STL	PTS	AVG
				FG-FGA	PCT	3FG-3FGA	PCT	FT-FTA	PCT	OFF	DEF	TOT	AVG							
Morehead St.	11/06/2023		09:53	0-2	.000	0-0	.000	5-8	.625	1	1	2	2.0	1	0	0	0	0	5	5.0
Indiana St.	11/10/2023		05:14	0-3	.000	0-0	.000	0-0	.000	2	0	2	2.0	0	0	1	0	1	0	2.5
South Alabama	11/14/2023		10:10	1-2	.500	0-0	.000	0-1	.000	0	1	1	1.7	0	1	0	0	0	2	2.3
Mercer	11/17/2023		10:09	1-1	1.000	0-0	.000	1-4	.250	0	2	2	1.8	0	0	0	0	0	3	2.5
Arkansas St.	12/04/2023		07:44	1-3	.333	1-2	.500	0-0	.000	0	1	1	1.6	0	0	0	3	0	3	2.6
vs Purdue	12/09/2023		00:00	0-0	.000	0-0	.000	0-0	.000	0	0	0	1.3	0	0	0	0	0	0	2.2
vs Arizona	12/20/2023		00:05	0-0	.000	0-0	.000	0-0	.000	0	0	0	1.1	1	0	0	0	0	0	1.9
Eastern Ky.	12/23/2023		06:13	0-2	.000	0-1	.000	0-2	.000	1	0	1	1.1	0	1	0	0	1	0	1.6
vs Liberty	12/30/2023		04:35	0-1	.000	0-0	.000	1-2	.500	2	1	3	1.3	0	1	0	0	0	1	1.6
at Vanderbilt	01/06/2024		03:58	0-0	.000	0-0	.000	1-2	.500	0	1	1	1.3	1	0	0	0	0	1	1.5
Totals			0 58:01	3-14	.214	1-3	.333	8-19	.421	6	7	13	1.3	3	3	1	3	2	15	1.5

Player Averages

Games Played	Minutes/game	Points/game	FG Pct	3FG Pct	FT Pct	Rebounds/game	Assists/game	Turnovers/game	Assist/Turnover ratio	Steals/game	Blocks/game
10	5.8	1.5	21.4	33.3	42.1	1.3	0.3	0.1	3.0	0.2	0.3



11
MOHAMED
WAGUE

Bronx, N.Y.
West Virginia/Harcum
Scotland Campus

Forward / Junior / 6-10 / 225

CAREER HIGHS

Points	12	vs. Arkansas State (12/4/23)
Rebounds	10	at Kansas St. (12/31/22)
Assists	3	vs. Purdue (12/9/23)
Steals	4	vs. Arkansas State (12/4/23)
Blocks	3	3x, last vs. Arkansas State (12/4/23)
Minutes	27	at Kansas (1/7/23)
Field Goals	5	2x, last vs. Morehead St. (11/15/22)
FG Att.	6	vs. Morehead St. (11/15/22)
3-Point FG	4	vs. Kent State (3/11/22)
3-Point Att.	9	vs. Kent State (3/11/22)
Free Throws	6	vs. Arkansas State (12/4/23)
FT Att.	10	at Kansas St. (12/31/22)

2023-24 SEASON HIGHS

Points	12	vs. Arkansas State (12/4/23)
Rebounds	7	3x, last at Arizona (12/20/23)
Assists	3	vs. Purdue (12/9/23)
Steals	4	vs. Arkansas State (12/4/23)
Blocks	3	vs. Arkansas State (12/4/23)
Minutes	23	vs. Arkansas State (12/4/23)
Field Goals	5	vs. South Alabama (11/14/23)
FG Att.	5	2x, last vs. Clemson (11/28/23)
3-Point FG	1	vs. Purdue (12/9/23)
3-Point Att.	1	vs. Purdue (12/9/23)
Free Throws	6	vs. Arkansas State (12/4/23)
FT Att.	6	2x, last vs. Purdue (12/9/23)

MISCELLANEOUS STATS

CATEGORY	2023-24	CAREER
Double-digit scoring	3	6
20+ point games	0	0
Double-digit rebounding	0	1
Double-doubles	0	1
Led UA in scoring	0	0
Led UA in rebounding	3	3
Led UA in three-pointers	0	0
Led UA in assists	0	0
Led UA in steals	3	3
Led UA in blocks	4	4
5+ assist games	0	0
3+ three-pointers	0	0
3+ steal games	2	2
3+ block games	1	2

WAGUE'S CAREER STATS

Year	GP	GS	Min	Avg	FG	FGA	Pct	3FG	3FGA	Pct	FT	FTA	Pct	Off	Def	Tot	Avg	PF	FO	Ast	TO	Blk	Stl	Pts	Avg
2022-23*	28	0	297	10.6	46	62	.742	0	0	.000	24	45	.533	48	38	86	3.1	67	2	7	20	15	12	116	4.1
2023-24	14	8	178	12.7	28	44	.636	1	1	1.000	20	26	.769	30	22	52	3.7	40	3	11	17	10	14	77	5.5
TOTAL	42	8	475	11.3	74	106	.698	1	1	1.000	44	71	.620	78	60	138	3.3	107	5	18	37	25	26	193	4.6

* First season at West Virginia

WAGUE'S NOTES



2023-24 Alabama Men's Basketball
Individual Game-by-Game
All games

Page 6/13
as of Jan 06, 2024

#11 WAGUE, Mohamed

Opponent	Date	GS	MIN	Total		3-Pointers		Free throws		Rebounds				PF	A	TO	BLK	STL	PTS	AVG	
				FG-FGA	PCT	3FG-3FGA	PCT	FT-FTA	PCT	OFF	DEF	TOT	AVG								
Morehead St.	11/06/2023		09:52	1-2	.500	0-0	.000	2-2	1.000	2	1	3	3.0	2	1	3	1	0	4	4.0	
Indiana St.	11/10/2023		09:55	3-3	1.000	0-0	.000	0-0	.000	3	2	5	4.0	3	2	2	2	0	6	5.0	
South Alabama	11/14/2023		15:34	5-5	1.000	0-0	.000	0-0	.000	3	4	7	5.0	3	2	1	0	1	10	6.7	
Mercer	11/17/2023		12:52	0-3	.000	0-0	.000	1-2	.500	1	2	3	4.5	2	1	0	0	2	1	5.3	
vs Ohio St.	11/24/2023		03:45	1-1	1.000	0-0	.000	0-0	.000	1	0	1	3.8	2	0	1	0	1	2	4.6	
vs Oregon	11/25/2023		08:52	1-1	1.000	0-0	.000	0-0	.000	1	1	2	3.5	3	2	0	2	0	2	4.2	
Clemson	11/28/2023	*	14:33	2-5	.400	0-0	.000	2-3	.667	1	2	3	3.4	2	0	1	0	1	6	4.4	
Arkansas St.	12/04/2023	*	23:39	3-4	.750	0-0	.000	6-6	1.000	5	2	7	3.9	3	1	2	3	4	12	5.4	
vs Purdue	12/09/2023	*	19:45	3-3	1.000	1-1	1.000	4-6	.667	1	0	1	3.6	5	3	1	0	3	11	6.0	
at Creighton	12/16/2023	*	06:45	1-3	.333	0-0	.000	1-2	.500	1	1	2	3.4	5	0	1	0	1	3	5.7	
vs Arizona	12/20/2023	*	18:04	1-3	.333	0-0	.000	3-4	.750	6	1	7	3.7	5	0	1	2	0	5	5.6	
Eastern Ky.	12/23/2023	*	12:51	4-5	.800	0-0	.000	1-1	1.000	1	3	4	3.8	3	0	2	0	0	9	5.9	
vs Liberty	12/30/2023	*	14:02	3-6	.500	0-0	.000	0-0	.000	2	2	4	3.8	2	0	1	0	1	6	5.9	
at Vanderbilt	01/06/2024	*	07:24	0-0	.000	0-0	.000	0-0	.000	2	1	3	3.7	1	1	1	0	0	0	5.5	
Totals			8	177:53	28-44	.636	1-1	1.000	20-26	.769	30	22	52	3.7	40	11	17	10	14	77	5.5

Player Averages

Games Played	Minutes/game	Points/game	FG Pct	3FG Pct	FT Pct	Rebounds/game	Assists/game	Turnovers/game	Assist/Turnover ratio	Steals/game	Blocks/game
14	12.7	5.5	63.6	100.0	76.9	3.7	0.8	1.2	0.6	1.0	0.7



/// 12

LATRELL WRIGHTSELL JR.

Omaha, Neb.
Cal State Fullerton
Omaha Central HS

Guard / Senior / 6-3 / 190

CAREER HIGHS

Points	29	UC Riverside (01/05/23)
Rebounds	10	vs. Hawaii (03/09/23)
Assists	9	vs Vermont (11/13/22)
Steals	7	vs. CSU Bakersfield (01/16/23)
Blocks	1	5x, last vs SD Christian (12/19/22)
Minutes	43	ETSU (11/18/22)
Field Goals	11	at Pacific (11/18/22)
FG Att.	21	at Pacific (11/18/22)
3-Point FG	6	vs San Diego Christian (12/19/22)
3-Point Att.	11	2x, last vs. Long Beach (02/02/23)
Free Throws	8	2x, last vs. Vermont (11/13/22)
FT Att.	9	vs Vermont (11/13/22)

2023-24 SEASON HIGHS

Points	19	vs. Liberty (12/30/23)
Rebounds	7	vs. Oregon (11/25/23)
Assists	3	vs. Eastern Kentucky (12/23/23)
Steals	3	vs. South Alabama (11/14/23)
Blocks	1	at Creighton (12/16/23)
Minutes	27	vs. Arkansas State (12/4/23)
Field Goals	6	vs. Liberty (12/30/23)
FG Att.	8	3x, last at Vanderbilt (1/6/24)
3-Point FG	5	vs. Liberty (12/30/23)
3-Point Att.	7	2x, last at Vanderbilt (1/6/24)
Free Throws	4	vs. Oregon (11/25/23)
FT Att.	4	vs. Oregon (11/25/23)

MISCELLANEOUS STATS

CATEGORY	2023-24	CAREER
Double-digit scoring	2	19
20+ point games	0	9
Double-digit rebounding	0	2
Double-doubles	0	2
Led UA in scoring	1	1
Led UA in rebounding	0	0
Led UA in three-pointers	2	2
Led UA in assists	0	0
Led UA in steals	0	0
Led UA in blocks	1	1
5+ assist games	0	4
3+ three-pointers	2	14
3+ steal games	1	5
3+ block games	0	0

WRIGHTSELL JR.'S CAREER STATS

Year	GP	GS	Min	Avg	FG	FGA	Pct	3FG	3FGA	Pct	FT	FTA	Pct	Off	Def	Tot	Avg	PF	FO	Ast	TO	Blk	Stl	Pts	Avg
2020-21*	11	9	270	24.6	27	72	.375	10	28	.357	35	37	.946	2	18	20	1.8	20	0	22	22	0	15	99	9.0
2021-22*	31	20	833	26.9	70	197	.355	21	79	.266	47	54	.870	8	78	86	2.8	40	0	53	42	2	25	208	6.7
2022-23*	30	29	997	33.2	172	406	.424	72	188	.383	74	91	.813	10	125	135	4.5	65	1	71	61	3	45	490	16.3
2023-24	14	1	305	21.8	30	71	.423	24	53	.453	14	14	1.000	7	32	39	2.8	22	1	20	8	1	14	98	7.0
TOTAL	86	59	2406	28.0	299	746	.401	127	348	.365	170	196	.867	27	253	280	3.3	147	2	166	133	6	99	895	10.4

* First three seasons at Cal State Fullerton

WRIGHTSELL JR.'S NOTES



2023-24 Alabama Men's Basketball
Individual Game-by-Game
All games

Page 7/13
as of Jan 06, 2024

#12 WRIGHTSELL JR., Latrell

Opponent	Date	GS	MIN	Total		3-Pointers		Free throws		Rebounds				PF	A	TO	BLK	STL	PTS	AVG
				FG-FGA	PCT	3FG-3FGA	PCT	FT-FTA	PCT	OFF	DEF	TOT	AVG							
Morehead St.	11/06/2023		19:40	2-5	.400	1-2	.500	0-0	.000	1	0	1	1.0	2	0	0	0	1	5	5.0
Indiana St.	11/10/2023		21:25	3-8	.375	2-4	.500	0-0	.000	0	3	3	2.0	2	2	0	0	1	8	6.5
South Alabama	11/14/2023		22:52	2-5	.400	2-4	.500	0-0	.000	0	1	1	1.7	3	2	0	0	3	6	6.3
Mercer	11/17/2023		18:50	1-2	.500	1-1	1.000	0-0	.000	0	3	3	2.0	0	2	0	0	1	3	5.5
vs Ohio St.	11/24/2023		23:51	2-4	.500	1-3	.333	4-4	1.000	0	1	1	1.8	5	0	0	0	0	9	6.2
vs Oregon	11/25/2023		23:59	2-5	.400	1-2	.500	4-4	1.000	1	6	7	2.7	1	2	0	0	2	9	6.7
Clemson	11/28/2023		21:50	1-4	.250	1-2	.500	2-2	1.000	0	4	4	2.9	0	1	1	0	2	5	6.4
Arkansas St.	12/04/2023		27:06	1-4	.250	1-4	.250	0-0	.000	1	3	4	3.0	0	2	0	0	2	3	6.0
vs Purdue	12/09/2023		23:19	3-6	.500	3-6	.500	0-0	.000	3	1	4	3.1	1	1	2	0	0	9	6.3
at Creighton	12/16/2023 *		15:02	0-2	.000	0-2	.000	0-0	.000	0	2	2	3.0	3	2	1	1	0	0	5.7
vs Arizona	12/20/2023		15:58	1-4	.250	0-3	.000	0-0	.000	0	1	1	2.8	1	0	1	0	1	2	5.4
Eastern Ky.	12/23/2023		24:51	3-6	.500	3-6	.500	0-0	.000	0	3	3	2.8	2	3	2	0	0	9	5.7
vs Liberty	12/30/2023		21:31	6-8	.750	5-7	.714	2-2	1.000	1	3	4	2.9	1	2	0	0	1	19	6.7
at Vanderbilt	01/06/2024		25:09	3-8	.375	3-7	.429	2-2	1.000	0	1	1	2.8	1	1	1	0	0	11	7.0
Totals		1	305:24	30-71	.423	24-53	.453	14-14	1.000	7	32	39	2.8	22	20	8	1	14	98	7.0

Player Averages

Games Played	Minutes/game	Points/game	FG Pct	3FG Pct	FT Pct	Rebounds/game	Assists/game	Turnovers/game	Assist/Turnover ratio	Steals/game	Blocks/game
14	21.8	7.0	42.3	45.3	100.0	2.8	1.4	0.6	2.5	1.0	0.1



15

JARIN STEVENSON

Chapel Hill, N.C.
Seaforth HS

Forward / Freshman / 6-11 / 210

CAREER HIGHS

Points	14	vs. Mercer (11/17/23)
Rebounds	5	2x, last vs. Oregon (11/25/23)
Assists	2	vs. South Alabama (11/14/23)
Steals	1	2x, last vs. Oregon (11/25/23)
Blocks	2	vs. South Alabama (11/14/23)
Minutes	24	vs. Ohio State (11/24/23)
Field Goals	5	vs. Mercer (11/17/23)
FG Att.	7	3x, last vs. Arkansas State (12/4/23)
3-Point FG	2	3x, last vs. Arkansas State (12/4/23)
3-Point Att.	6	vs. Ohio State (11/24/23)
Free Throws	3	2x, last vs. Arkansas State (12/4/23)
FT Att.	3	3x, last vs. Arkansas State (12/4/23)

2023-24 SEASON HIGHS

Points	14	vs. Mercer (11/17/23)
Rebounds	5	2x, last vs. Oregon (11/25/23)
Assists	2	vs. South Alabama (11/14/23)
Steals	1	2x, last vs. Oregon (11/25/23)
Blocks	2	vs. South Alabama (11/14/23)
Minutes	24	vs. Ohio State (11/24/23)
Field Goals	5	vs. Mercer (11/17/23)
FG Att.	7	3x, last vs. Arkansas State (12/4/23)
3-Point FG	2	3x, last vs. Arkansas State (12/4/23)
3-Point Att.	6	vs. Ohio State (11/24/23)
Free Throws	3	2x, last vs. Arkansas State (12/4/23)
FT Att.	3	3x, last vs. Arkansas State (12/4/23)

MISCELLANEOUS STATS

CATEGORY	2023-24	CAREER
Double-digit scoring	4	4
20+ point games	0	0
Double-digit rebounding	0	0
Double-doubles	0	0
Led UA in scoring	1	1
Led UA in rebounding	0	0
Led UA in three-pointers	2	2
Led UA in assists	0	0
Led UA in steals	0	0
Led UA in blocks	0	0
5+ assist games	0	0
3+ three-pointers	0	0
3+ steal games	0	0
3+ block games	0	0

STEVENSON'S CAREER STATS

Year	GP	GS	Min	Avg	FG	FGA	Pct	3FG	3FGA	Pct	FT	FTA	Pct	Off	Def	Tot	Avg	PF	FO	Ast	TO	Blk	Stl	Pts	Avg
2023-24	14	0	234	16.7	30	65	.462	12	39	.308	13	17	.765	10	31	41	2.9	21	0	6	19	6	2	85	6.1
TOTAL	14	0	234	16.7	30	65	.462	12	39	.308	13	17	.765	10	31	41	2.9	21	0	6	19	6	2	85	6.1

STEVENSON'S NOTES



2023-24 Alabama Men's Basketball
Individual Game-by-Game
All games

Page 8/13
as of Jan 06, 2024

#15 STEVENSON, Jarin

Opponent	Date	GS	MIN	Total		3-Pointers		Free throws		Rebounds				PF	A	TO	BLK	STL	PTS	AVG
				FG-FGA	PCT	3FG-3FGA	PCT	FT-FTA	PCT	OFF	DEF	TOT	AVG							
Morehead St.	11/06/2023		21:21	4-7	.571	2-5	.400	2-2	1.000	0	5	5	5.0	1	0	2	0	1	12	12.0
Indiana St.	11/10/2023		17:57	3-5	.600	1-2	.500	3-3	1.000	1	3	4	4.5	0	0	0	1	0	10	11.0
South Alabama	11/14/2023		17:10	2-3	.667	1-2	.500	0-0	.000	1	3	4	4.3	4	2	3	2	0	5	9.0
Mercer	11/17/2023		18:36	5-7	.714	2-3	.667	2-3	.667	1	2	3	4.0	0	0	3	0	0	14	10.3
vs Ohio St.	11/24/2023		24:27	1-6	.167	1-6	.167	0-0	.000	1	2	3	3.8	4	0	2	0	0	3	8.8
vs Oregon	11/25/2023		17:58	2-4	.500	0-1	.000	0-0	.000	2	3	5	4.0	0	0	4	1	1	4	8.0
Clemson	11/28/2023		08:04	0-1	.000	0-1	.000	0-0	.000	0	1	1	3.6	2	1	0	0	0	0	6.9
Arkansas St.	12/04/2023		20:43	4-7	.571	2-3	.667	3-3	1.000	0	4	4	3.6	3	0	1	1	0	13	7.6
vs Purdue	12/09/2023		17:33	0-3	.000	0-3	.000	1-3	.333	1	0	1	3.3	2	1	0	1	0	1	6.9
at Creighton	12/16/2023		19:02	3-4	.750	1-2	.500	0-0	.000	1	1	2	3.2	1	1	0	0	0	7	6.9
vs Arizona	12/20/2023		09:45	1-6	.167	0-5	.000	0-0	.000	1	2	3	3.2	3	0	3	0	0	2	6.5
Eastern Ky.	12/23/2023		06:00	0-3	.000	0-1	.000	0-0	.000	0	0	0	2.9	0	1	0	0	0	0	5.9
vs Liberty	12/30/2023		20:32	3-6	.500	1-3	.333	2-2	1.000	0	2	2	2.8	1	0	1	0	0	9	6.2
at Vanderbilt	01/06/2024		14:54	2-3	.667	1-2	.500	0-1	.000	1	3	4	2.9	0	0	0	0	0	5	6.1
Totals			0 234:02	30-65	.462	12-39	.308	13-17	.765	10	31	41	2.9	21	6	19	6	2	85	6.1

Player Averages

Games Played	Minutes/game	Points/game	FG Pct	3FG Pct	FT Pct	Rebounds/game	Assists/game	Turnovers/game	Assist/Turnover ratio	Steals/game	Blocks/game
14	16.7	6.1	46.2	30.8	76.5	2.9	0.4	1.4	0.3	0.1	0.4



23 NICK PRINGLE

Seabrook, S.C.
Dodge City CC
Wofford
Whale Branch HS

Forward / Senior / 6-10 / 230

CAREER HIGHS

Points	19	2x, last vs. Texas A&M CC (3/16/23)
Rebounds	15	vs. Texas A&M CC (3/16/23)
Assists	2	4x, last vs. Clemson (11/28/23)
Steals	3	2x, last vs. Florida (2/8/23)
Blocks	3	vs. Longwood (11/7/22)
Minutes	24	vs. Carver (11/28/20)
Field Goals	9	vs. Georgia (2/18/23)
FG Att.	12	vs. Georgia (2/18/23)
3-Point FG		
3-Point Att.	1	at Richmond (12/7/20)
Free Throws	4	2x, last vs. LSU (1/14/23)
FT Att.	8	vs. Jackson State (12/20/22)

2023-24 SEASON HIGHS

Points	15	at Creighton (12/16/23)
Rebounds	10	vs. Eastern Kentucky (12/23/23)
Assists	2	2x, last vs. Clemson (11/28/23)
Steals	1	4x, last at Arizona (12/20/23)
Blocks	3	vs. South Alabama (11/14/23)
Minutes	24	at Creighton (12/16/23)
Field Goals	7	vs. Mercer (11/17/23)
FG Att.	9	at Creighton (12/16/23)
3-Point FG		
3-Point Att.		
Free Throws	3	at Creighton (12/16/23)
FT Att.	7	at Creighton (12/16/23)

MISCELLANEOUS STATS

CATEGORY	2023-24	CAREER
Double-digit scoring	3	9
20+ point games	0	0
Double-digit rebounding	1	4
Double-doubles	0	2
Led UA in scoring	0	1
Led UA in rebounding	3	5
Led UA in three-pointers	0	0
Led UA in assists	0	0
Led UA in steals	0	2
Led UA in blocks	1	5
5+ assist games	0	0
3+ three-pointers	0	0
3+ steal games	0	1
3+ block games	0	0

PRINGLE'S CAREER STATS

Year	GP	GS	Min	Avg	FG	FGA	Pct	3FG	3FGA	Pct	FT	FTA	Pct	Off	Def	Tot	Avg	PF	FO	Ast	TO	Blk	Stl	Pts	Avg
2020-21*	15	0	92	6.2	13	22	.591	0	2	.000	4	11	.364	13	19	32	2.1	13	0	2	9	1	8	30	2.0
2022-23	36	0	289	8.0	50	59	.847	0	0	.000	26	55	.473	37	74	111	3.1	59	0	7	17	15	8	126	3.5
2023-24	13	6	197	15.2	30	40	.750	0	0	.000	13	30	.433	26	34	60	4.6	29	3	5	7	9	6	73	5.6
TOTAL	64	6	578	9.0	93	121	.769	0	2	.000	43	96	.448	76	127	203	3.2	101	3	14	33	25	22	229	3.6

* First season at Wofford

PRINGLE'S NOTES



2023-24 Alabama Men's Basketball
Individual Game-by-Game
All games

Page 9/13
as of Jan 06, 2024

#23 PRINGLE, Nick

Opponent	Date	GS	MIN	Total		3-Pointers		Free throws		Rebounds				PF	A	TO	BLK	STL	PTS	AVG	
				FG-FGA	PCT	3FG-3FGA	PCT	FT-FTA	PCT	OFF	DEF	TOT	AVG								
Morehead St.	11/06/2023	*	13:21	2-2	1.000	0-0	.000	1-3	.333	2	2	4	4.0	4	2	1	0	1	5	5.0	
Indiana St.	11/10/2023	*	12:08	0-3	.000	0-0	.000	2-4	.500	3	1	4	4.0	1	0	1	0	0	2	3.5	
South Alabama	11/14/2023	*	18:11	6-6	1.000	0-0	.000	0-2	.000	3	4	7	5.0	0	0	1	3	0	12	6.3	
Mercer	11/17/2023	*	19:18	7-8	.875	0-0	.000	0-1	.000	3	3	6	5.3	1	0	0	2	1	14	8.3	
vs Ohio St.	11/24/2023	*	16:34	0-0	.000	0-0	.000	1-3	.333	1	3	4	5.0	1	0	1	0	0	1	6.8	
vs Oregon	11/25/2023	*	09:31	1-1	1.000	0-0	.000	2-2	1.000	1	0	1	4.3	1	0	0	0	0	4	6.3	
Clemson	11/28/2023		21:17	1-1	1.000	0-0	.000	2-4	.500	3	2	5	4.4	3	2	0	0	0	4	6.0	
vs Purdue	12/09/2023		08:09	0-1	.000	0-0	.000	0-0	.000	0	1	1	4.0	5	1	1	1	0	0	5.3	
at Creighton	12/16/2023		23:31	6-9	.667	0-0	.000	3-7	.429	3	4	7	4.3	5	0	0	0	1	15	6.3	
vs Arizona	12/20/2023		13:43	3-4	.750	0-0	.000	0-0	.000	2	2	4	4.3	5	0	0	0	1	6	6.3	
Eastern Ky.	12/23/2023		17:35	2-2	1.000	0-0	.000	2-4	.500	2	8	10	4.8	0	0	1	2	1	6	6.3	
vs Liberty	12/30/2023		08:32	1-1	1.000	0-0	.000	0-0	.000	1	2	3	4.7	2	0	1	0	0	2	5.9	
at Vanderbilt	01/06/2024		15:23	1-2	.500	0-0	.000	0-0	.000	2	2	4	4.6	1	0	0	1	1	2	5.6	
Totals			6	197:12	30-40	.750	0-0	.000	13-30	.433	26	34	60	4.6	29	5	7	9	6	73	5.6

Player Averages

Games Played	Minutes/game	Points/game	FG Pct	3FG Pct	FT Pct	Rebounds/game	Assists/game	Turnovers/game	Assist/Turnover ratio	Steals/game	Blocks/game
13	15.2	5.6	75.0	0.0	43.3	4.6	0.4	0.5	0.7	0.5	0.7



24
SAM WALTERS

The Villages, Fla.
Villages Charter School

Forward / Freshman / 6-10 / 198

CAREER HIGHS		
Points	16	vs. South Alabama (11/14/23)
Rebounds	6	vs. Eastern Kentucky (12/23/20)
Assists	3	vs. Eastern Kentucky (12/23/23)
Steals	2	at Creighton (12/16/23)
Blocks	1	vs. Liberty (12/30/23)
Minutes	22	vs. Eastern Kentucky (12/23/23)
Field Goals	4	2x, last vs. Eastern Kentucky (12/23/23)
FG Att.	6	at Arizona (12/20/23)
3-Point FG	3	2x, last at Arizona (12/20/23)
3-Point Att.	5	at Arizona (12/20/23)
Free Throws	6	at Arizona (12/20/23)
FT Att.	8	at Arizona (12/20/23)

2023-24 SEASON HIGHS		
Points	16	vs. South Alabama (11/14/23)
Rebounds	6	vs. Eastern Kentucky (12/23/20)
Assists	3	vs. Eastern Kentucky (12/23/23)
Steals	2	at Creighton (12/16/23)
Blocks	1	vs. Liberty (12/30/23)
Minutes	22	vs. Eastern Kentucky (12/23/23)
Field Goals	4	3x, last vs. Liberty (12/30/23)
FG Att.	6	at Arizona (12/20/23)
3-Point FG	3	2x, last at Arizona (12/20/23)
3-Point Att.	5	at Arizona (12/20/23)
Free Throws	6	at Arizona (12/20/23)
FT Att.	8	at Arizona (12/20/23)

MISCELLANEOUS STATS		
CATEGORY	2023-24	CAREER
Double-digit scoring	4	4
20+ point games	0	0
Double-digit rebounding	0	0
Double-doubles	0	0
Led UA in scoring	0	0
Led UA in rebounding	0	0
Led UA in three-pointers	2	2
Led UA in assists	0	0
Led UA in steals	1	1
Led UA in blocks	0	0
5+ assist games	0	0
3+ three-pointers	2	2
3+ steal games	0	0
3+ block games	0	0

WALTERS' CAREER STATS

Year	GP	GS	Min	Avg	FG	FGA	Pct	3FG	3FGA	Pct	FT	FTA	Pct	Off	Def	Tot	Avg	PF	FO	Ast	TO	Blk	Stl	Pts	Avg
2023-24	14	0	189	13.5	30	53	.566	18	35	.514	21	25	.840	6	29	35	2.5	28	3	7	9	1	6	99	7.1
TOTAL	14	0	189	13.5	30	53	.566	18	35	.514	21	25	.840	6	29	35	2.5	28	3	7	9	1	6	99	7.1

WALTERS' NOTES



2023-24 Alabama Men's Basketball
Individual Game-by-Game
All games

Page 10/13
as of Jan 06, 2024

#24 WALTERS, Sam

Opponent	Date	GS	MIN	Total		3-Pointers		Free throws		Rebounds				PF	A	TO	BLK	STL	PTS	AVG
				FG-FGA	PCT	3FG-3FGA	PCT	FT-FTA	PCT	OFF	DEF	TOT	AVG							
Morehead St.	11/06/2023		14:57	3-4	.750	0-1	.000	1-2	.500	1	1	2	2.0	1	0	0	0	1	7	7.0
Indiana St.	11/10/2023		08:27	1-3	.333	0-0	.000	0-0	.000	0	3	3	2.5	5	0	0	0	1	2	4.5
South Alabama	11/14/2023		15:57	4-4	1.000	3-3	1.000	5-6	.833	1	3	4	3.0	1	1	0	0	16	8.3	
Mercer	11/17/2023		13:07	2-4	.500	0-2	.000	3-3	1.000	0	4	4	3.3	5	0	1	0	7	8.0	
vs Ohio St.	11/24/2023		09:22	1-1	1.000	1-1	1.000	0-0	.000	0	0	0	2.6	2	0	1	0	0	3	7.0
vs Oregon	11/25/2023		11:58	1-4	.250	1-3	.333	0-0	.000	0	2	2	2.5	0	0	1	0	1	3	6.3
Clemson	11/28/2023		07:48	1-4	.250	1-3	.333	0-0	.000	0	0	0	2.1	0	1	1	0	0	3	5.9
Arkansas St.	12/04/2023		17:52	1-3	.333	1-2	.500	2-2	1.000	0	3	3	2.3	5	1	1	0	0	5	5.8
vs Purdue	12/09/2023		12:02	2-4	.500	2-4	.500	0-0	.000	0	0	0	2.0	0	0	0	0	0	6	5.8
at Creighton	12/16/2023		07:28	1-2	.500	0-1	.000	0-0	.000	2	1	3	2.1	3	0	0	0	2	2	5.4
vs Arizona	12/20/2023		19:47	3-6	.500	3-5	.600	6-8	.750	0	2	2	2.1	0	0	1	0	0	15	6.3
Eastern Ky.	12/23/2023		21:15	4-5	.800	2-3	.667	2-2	1.000	1	5	6	2.4	1	3	0	0	1	12	6.8
vs Liberty	12/30/2023		16:05	4-5	.800	2-3	.667	0-0	.000	1	3	4	2.5	2	1	3	1	0	10	7.0
at Vanderbilt	01/06/2024		12:47	2-4	.500	2-4	.500	2-2	1.000	0	2	2	2.5	3	0	0	0	0	8	7.1
Totals		0	188:52	30-53	.566	18-35	.514	21-25	.840	6	29	35	2.5	28	7	9	1	6	99	7.1

Player Averages

Games Played	Minutes/game	Points/game	FG Pct	3FG Pct	FT Pct	Rebounds/game	Assists/game	Turnovers/game	Assist/Turnover ratio	Steals/game	Blocks/game
14	13.5	7.1	56.6	51.4	84.0	2.5	0.5	0.6	0.8	0.4	0.1



55
AARON
ESTRADA

Woodbury, New Jersey
St. Benedict's Preparatory

Guard / Graduate / 6-3 / 190

CAREER HIGHS

Points	40	at Elon (01/26/23)
Rebounds	10	4x, last vs. William & Mary (3/5/23)
Assists	10	vs John Jay (12/12/21)
Steals	6	at William & Mary (12/29/21)
Blocks	3	at Monmouth (02/11/23)
Minutes	45	vs. UNCW (01/19/23)
Field Goals	16	at Elon (01/26/23)
FG Att.	25	at Elon (01/26/23)
3-Point FG	8	at Elon (01/26/23)
3-Point Att.	15	at Elon (01/26/23)
Free Throws	9	vs Siena (02/02/20)
FT Att.	10	vs Siena (02/02/20)

2023-24 SEASON HIGHS

Points	27	vs. Indiana State (11/10/23)
Rebounds	10	vs. Liberty (12/30/23)
Assists	9	vs. Liberty (12/30/23)
Steals	4	2x, last vs. Liberty (12/30/23)
Blocks	1	3x, last at Vanderbilt (1/6/24)
Minutes	36	at Creighton (12/16/23)
Field Goals	9	vs. Indiana State (11/10/23)
FG Att.	17	vs. Ohio State (11/24/23)
3-Point FG	6	vs. Indiana State (11/10/23)
3-Point Att.	8	2x, last vs. Clemson (11/28/23)
Free Throws	3	2x, last vs. Oregon (11/25/23)
FT Att.	4	vs. Oregon (11/25/23)

MISCELLANEOUS STATS

CATEGORY	2023-24	CAREER
Double-digit scoring	10	40
20+ point games	3	19
Double-digit rebounding	1	3
Double-doubles	1	2
Led UA in scoring	1	1
Led UA in rebounding	3	3
Led UA in three-pointers	4	4
Led UA in assists	9	9
Led UA in steals	4	4
Led UA in blocks	1	1
5+ assist games	5	19
3+ three-pointers	2	14
3+ steal games	3	9
3+ block games	0	1

ESTRADA'S CAREER STATS

Year	GP	GS	Min	Avg	FG	FGA	Pct	3FG	3FGA	Pct	FT	FTA	Pct	Off	Def	Tot	Avg	PF	FO	Ast	TO	Blk	Stl	Pts	Avg
2019-20*	28	14	538	19.2	79	195	.405	18	53	.340	51	58	.879	16	53	69	2.5	29	0	53	57	0	20	227	8.1
2020-21*	9	0	113	12.6	11	26	.423	3	14	.214	3	4	.750	0	17	17	1.9	11	0	7	6	0	3	28	3.1
2021-22*	32	32	1128	35.3	230	482	.477	61	185	.330	72	77	.935	16	166	182	5.7	40	0	160	84	6	49	593	18.5
2022-23*	31	31	1154	37.2	240	502	.478	70	190	.368	76	94	.809	15	155	170	5.5	54	1	132	95	7	47	626	20.2
2023-24	14	14	390	27.9	70	157	.446	23	62	.371	22	26	.846	18	52	70	5.0	25	0	59	31	5	21	185	13.2
TOTAL	114	91	3323	29.2	630	1362	.463	175	504	.347	224	259	.865	65	443	508	4.5	159	1	411	273	18	140	1659	14.6

ESTRADA'S NOTES



2023-24 Alabama Men's Basketball
Individual Game-by-Game
All games

Page 13/13
as of Jan 06, 2024

#55 ESTRADA, Aaron

Opponent	Date	GS	MIN	Total		3-Pointers		Free throws		Rebounds				PF	A	TO	BLK	STL	PTS	AVG	
				FG-FGA	PCT	3FG-3FGA	PCT	FT-FTA	PCT	OFF	DEF	TOT	AVG								
Morehead St.	11/06/2023	*	22:51	7-10	.700	2-3	.667	0-0	.000	2	1	3	3.0	0	3	4	1	2	16	16.0	
Indiana St.	11/10/2023	*	31:29	9-16	.563	6-8	.750	3-3	1.000	0	5	5	4.0	2	6	1	1	2	27	21.5	
South Alabama	11/14/2023	*	21:32	3-8	.375	0-2	.000	2-2	1.000	2	5	7	5.0	1	0	2	0	4	8	17.0	
Mercer	11/17/2023	*	18:24	4-8	.500	1-3	.333	1-2	.500	0	1	1	4.0	3	4	1	0	1	10	15.3	
vs Ohio St.	11/24/2023	*	32:33	9-17	.529	2-5	.400	1-2	.500	1	2	3	3.8	3	4	3	0	1	21	16.4	
vs Oregon	11/25/2023	*	32:49	8-14	.571	3-6	.500	3-4	.750	2	2	4	3.8	3	4	3	0	0	22	17.3	
Clemson	11/28/2023	*	30:53	6-16	.375	2-8	.250	2-2	1.000	1	4	5	4.0	2	1	2	0	1	16	17.1	
Arkansas St.	12/04/2023	*	26:56	4-12	.333	1-3	.333	2-3	.667	2	4	6	4.3	2	2	3	0	1	11	16.4	
vs Purdue	12/09/2023	*	29:30	2-8	.250	1-4	.250	0-0	.000	2	3	5	4.3	3	3	1	2	0	5	15.1	
at Creighton	12/16/2023	*	35:49	3-14	.214	0-3	.000	2-2	1.000	3	2	5	4.4	2	4	1	0	1	8	14.4	
vs Arizona	12/20/2023	*	28:11	4-10	.400	1-4	.250	2-2	1.000	0	1	1	4.1	2	6	4	0	1	11	14.1	
Eastern Ky.	12/23/2023	*	25:10	4-8	.500	2-5	.400	2-2	1.000	1	7	8	4.4	0	7	2	0	3	12	13.9	
vs Liberty	12/30/2023	*	26:11	5-9	.556	1-3	.333	2-2	1.000	2	8	10	4.8	1	9	1	0	4	13	13.8	
at Vanderbilt	01/06/2024	*	27:40	2-7	.286	1-5	.200	0-0	.000	0	7	7	5.0	1	6	3	1	0	5	13.2	
Totals			14	389:58	70-157	.446	23-62	.371	22-26	.846	18	52	70	5.0	25	59	31	5	21	185	13.2

Player Averages

Games Played	Minutes/ game	Points/ game	FG Pct	3FG Pct	FT Pct	Rebounds/ game	Assists/ game	Turnovers/ game	Assist/Turnover ratio	Steals/ game	Blocks/ game
14	27.9	13.2	44.6	37.1	84.6	5.0	4.2	2.2	1.9	1.5	0.4

THE LAST TIME...

TEAM...

Scored 100 points or more:

Dec. 30, 2023 - UA 101, Liberty 56

Scored 110 points or more:

Dec. 23, 2023 - UA 111, Eastern Kentucky 67

Scored less than 50 points:

Jan. 6, 2018 - Georgia 65, UA 46

Allowed 100 points:

Dec. 17, 2022 - UA 90, No. 15 Gonzaga 100

Held opponent to 40 points or less:

Jan. 10, 2015 - UA 56, Tennessee 38

Held opponent to 15 pts or less in half:

Jan. 31, 2023 - 15 points allowed vs. Vanderbilt (1st half)

Scored 60 points in a half:

Dec. 23, 2023 - 61 points in first half vs. Eastern Kentucky

Won an overtime game:

March 1, 2023 - UA 90, Auburn 85 (ot)

Lost an overtime game:

March 5, 2022 - LSU 80, UA 77 (4ot)

Played a double-overtime game:

Nov. 27, 2022 - UA 103, No. 1 North Carolina 101 (4ot)

Played a triple-overtime game:

Nov. 27, 2022 - UA 103, No. 1 North Carolina 101 (4ot)

Played a quadruple-overtime game:

Nov. 27, 2022 - UA 103, No. 1 North Carolina 101 (4ot)

Shot 60% in a game:

Nov. 14, 2023 - 61.8% (34-of-55) vs. South Alabama

Shot 60% or better in a half:

Dec. 23, 2023 - 63.9% (23-of-36) vs. Eastern Kentucky

Shot 70% or better in a half:

Nov. 17, 2023 - 79% (23-of-29) in first half vs. Mercer

Failed to hit a three-pointer in a game:

Dec. 4, 2010 vs. Purdue (397 games)

Had at least 20 three-pointers in a game:

Nov. 18, 2022 vs. Jacksonville State (21)

Had at least 15 steals in a game:

Dec. 12, 2020 vs. Clemson (17)

Had at least 25 assists in a game:

Dec. 23, 2023 vs. Eastern Kentucky (29)

Had at least 10 blocks in a game:

Nov. 19, 2021 vs. South Dakota State (10)

Forced 25 turnovers in a game:

Nov. 11, 2012 vs. West Alabama (25)

Played a ranked opponent (AP poll):

Dec. 20, 2023 - UA 74, No. 4 Arizona 87

Beat a ranked opponent at neutral site:

March 24, 2023 - UA 82, No. 18 Texas A&M 63

Beat a ranked opponent at home:

Jan. 29, 2022 vs. No. 4 Baylor (won, 87-78)

Beat a ranked opponent on the road:

Jan. 11, 2023 - UA 84, No. 15 Arkansas 69

Beat a top-10 opponent:

Dec. 10, 2022 - UA 71, No. 1 Houston 65

Beat a top-10 opponent on the road:

Dec. 10, 2022 - UA 71, No. 1 Houston 65

Beat a top-5 opponent:

Dec. 10, 2022 - UA 71, No. 1 Houston 65

Beat a top-5 opponent on the road:

Dec. 10, 2022 - UA 71, No. 1 Houston 65

Played a No. 1 ranked opponent:

Dec. 10, 2022 - UA 71, No. 1 Houston 65

Beat a No. 1 ranked opponent on the road:

Dec. 10, 2022 - UA 71, No. 1 Houston 65

Beat a No. 1 ranked opponent:

Dec. 10, 2022 - UA 71, No. 1 Houston 65

INDIVIDUAL...

Had a player score 50 points:

Michael Nordholz (50) vs. Southern Miss, 12/12/76 (single-game scoring record)

Had a player score 40 points:

Brandon Miller (41) at South Carolina, 2/22/23

Had a player score 35 points:

Mark Sears (35) vs. Purdue, 12/9/23

Had a player score 30 points:

Mark Sears (35) vs. Purdue, 12/9/23

Had a player grab 20 rebounds:

Richard Hendrix (23) vs. Troy, 11/9/07

Had a player dish out 10 or more assists:

JD Davison (10) vs. Miami, 11/28/21

Had a player block five shots:

Charles Bediako (5) vs. South Dakota State, 12/3/22

Had a player block 10 shots:

Roy Rogers (10) vs. LSU, 2/17/96

Had a player with seven or more steals in a game:

Jeremy Hays (8) vs. Oregon State, 12/12/98

Had three players score 20 or more in a game

Aaron Estrada (27), Mark Sears (24) and Grant Nelson (20) vs. Indiana State, 11/10/23

Had two players record a double-double in same game:

Brandon Miller (14 pts, 13 rebs), Mark Sears (12 pts, 10 rebs) vs. Longwood, 11/7/22

Had three players record a double-double in same game:

Jermareo Davidson (12 pts, 12 rebs), Alonzo Gee (22 pts, 10 rebs), Richard Hendrix (18 pts, 12 rebs) vs. Louisiana Monroe, 11/28/06

Had a player record a double-double in three consecutive games:

Donta Hall (14 pts, 16 rebs vs. Texas A&M, 12 pts, 11 rebs at Missouri, 16 pts, 12 rebs vs. Tennessee) (Jan. 12, Jan. 16, Jan. 19, 2019)

Had a player record a double-double in four consecutive games:

Donta Hall (14 pts, 16 rebs vs. Texas A&M, 12 pts, 11 rebs at Missouri, 16 pts, 12 rebs vs. Tennessee, 10 pts, 11 rebs vs. Ole Miss) (Jan. 12, Jan. 16, Jan. 19, Jan. 22, 2019)

Had six or more players score in double figures:

Latrell Wrightsell Jr. (19), Mark Sears (16), Aaron Estrada (13), Grant Nelson (12), Rylan Griffen (10), Sam Walters (10) vs. Liberty, 12/30/23

Players who recorded a triple-double:

Kira Lewis Jr. (10 pts, 10 rebs, 13 asts) at Auburn, 2/12/20
 Roy Rogers (27 pts, 10 rebs, 10 blocks) vs. LSU, 2/17/96
 Roy Rogers (15 pts, 12 rebs, 14 blks) at Georgia, 2/10/96

**indicates SEC record*

2023-24 BOX SCORES

GAME 1: #24/24 ALABAMA VS. MOREHEAD STATE

GAME 2: #24/24 ALABAMA VS. INDIANA STATE



Official Basketball Box Score - Final
Morehead St. at Alabama
11/06/23 Coleman Coliseum, Tuscaloosa
2023-24 Men's Basketball

Game Time: 7:00 PM
Game Duration: 2:13
Attendance: 9,078

Officials: Tony Greene, Jason Baker, Lucas Santos

Morehead St. - 73

Record: 0-1

Box score table for Game 1: Morehead State vs Alabama. Columns include NO., Name, Min, FG, 3P, FT, Rebounds, Fouls, TP, AS, TO, ST, Blocks, +/-.

Shooting By Period table for Game 1. Columns include 1st FG%, 3PT%, 2nd FG%, 3PT%, GM FG%, FT%, Dead Ball Rebounds.

Technical Fouls: NONE

Alabama - 105

Record: 1-0

Box score table for Game 1: Alabama vs Morehead State. Columns include NO., Name, Min, FG, 3P, FT, Rebounds, Fouls, TP, AS, TO, ST, Blocks, +/-.

Shooting By Period table for Game 1: Alabama. Columns include 1st FG%, 3PT%, 2nd FG%, 3PT%, GM FG%, FT%, Dead Ball Rebounds.

Technical Fouls: Pringle 2; 9:23

Summary statistics table for Game 1. Columns include MSU, ALA, Points from, Turnovers, Paint, Second Chance, Fast Breaks, Bench, Biggest lead, Best Scoring Run, Lead Changes, Times Tied, Time with Lead.



Official Basketball Box Score - Final
Indiana St. at Alabama
11/10/23 Coleman Coliseum, Tuscaloosa
2023-24 Men's Basketball

Game Time: 7:00 PM
Game Duration: 2:12
Attendance: 10,900

Officials: Chuck Jones, Keith Patterson, Michael Wallace

Indiana St. - 80

Record: 1-1

Box score table for Game 2: Indiana State vs Alabama. Columns include NO., Name, Min, FG, 3P, FT, Rebounds, Fouls, TP, AS, TO, ST, Blocks, +/-.

Shooting By Period table for Game 2. Columns include 1st FG%, 3PT%, 2nd FG%, 3PT%, GM FG%, FT%, Dead Ball Rebounds.

Technical Fouls: NONE

Alabama - 102

Record: 2-0

Box score table for Game 2: Alabama vs Indiana State. Columns include NO., Name, Min, FG, 3P, FT, Rebounds, Fouls, TP, AS, TO, ST, Blocks, +/-.

Shooting By Period table for Game 2: Alabama. Columns include 1st FG%, 3PT%, 2nd FG%, 3PT%, GM FG%, FT%, Dead Ball Rebounds.

Technical Fouls: NONE

Summary statistics table for Game 2. Columns include ISU, ALA, Points from, Turnovers, Paint, Second Chance, Fast Breaks, Bench, Biggest lead, Best Scoring Run, Lead Changes, Times Tied, Time with Lead.

GAME 3: #22/22 ALABAMA VS. SOUTH ALABAMA

GAME 4: #22/22 ALABAMA VS. MERCER



Official Basketball Box Score - Final
South Alabama at Alabama
11/14/23 Coleman Coliseum, Tuscaloosa
2023-24 Men's Basketball

Game Time: 7:00 PM
Game Duration: 2:08
Attendance: 9,828

Officials: Doug Shows, Rob Rorke, Robert Felder

South Alabama - 46

Record: 1-2

Box score table for Game 3: South Alabama vs Alabama. Columns include NO., Name, Min, FG, 3P, FT, Rebounds, Fouls, TP, AS, TO, ST, Blocks, +/-.

Shooting By Period table for Game 3. Columns include 1st FG%, 3PT%, 2nd FG%, 3PT%, GM FG%, FT%, Dead Ball Rebounds.

Technical Fouls: NONE

Alabama - 102

Record: 3-0

Box score table for Game 3: Alabama vs South Alabama. Columns include NO., Name, Min, FG, 3P, FT, Rebounds, Fouls, TP, AS, TO, ST, Blocks, +/-.

Shooting By Period table for Game 3: Alabama. Columns include 1st FG%, 3PT%, 2nd FG%, 3PT%, GM FG%, FT%, Dead Ball Rebounds.

Technical Fouls: NONE

Summary statistics table for Game 3. Columns include USA, ALA, Points from, Turnovers, Paint, Second Chance, Fast Breaks, Bench, Biggest lead, Best Scoring Run, Lead Changes, Times Tied, Time with Lead.



Official Basketball Box Score - Final
Mercer at Alabama
11/17/23 Coleman Coliseum, Tuscaloosa
2023-24 Men's Basketball

Game Time: 7:00 PM
Game Duration: 2:08
Attendance: 10,300

Officials: Mike Nance, Shaun Steves, Michael Swoboda

Mercer - 67

Record: 1-3

Box score table for Game 4: Mercer vs Alabama. Columns include NO., Name, Min, FG, 3P, FT, Rebounds, Fouls, TP, AS, TO, ST, Blocks, +/-.

Shooting By Period table for Game 4. Columns include 1st FG%, 3PT%, 2nd FG%, 3PT%, GM FG%, FT%, Dead Ball Rebounds.

Technical Fouls: NONE

Alabama - 98

Record: 4-0

Box score table for Game 4: Alabama vs Mercer. Columns include NO., Name, Min, FG, 3P, FT, Rebounds, Fouls, TP, AS, TO, ST, Blocks, +/-.

Shooting By Period table for Game 4: Alabama. Columns include 1st FG%, 3PT%, 2nd FG%, 3PT%, GM FG%, FT%, Dead Ball Rebounds.

Technical Fouls: NONE

Summary statistics table for Game 4. Columns include MER, ALA, Points from, Turnovers, Paint, Second Chance, Fast Breaks, Bench, Biggest lead, Best Scoring Run, Lead Changes, Times Tied, Time with Lead.

2023-24 BOX SCORES

GAME 5: #17/15 ALABAMA VS. OHIO STATE

Alabama - 81														Record: 4-1													
Official Basketball Box Score - Final Alabama at Ohio St. 11/24/23 Rader Arena, Nacville 2023-24 Men's Basketball																											
NCAA Game Time: 6:00 PM Game Duration: 2:15 Attendance: 2,196 Officials: John Gathney, Pat Adams, Brian Dorsey														NCAA Game Time: 3:00 PM Game Duration: 2:02 Attendance: 2,196 Officials: John Gathney, Jeff Anderson, Doug Shwos													
NO. Name	Min	FG	3P	FT	Rebounds	Fouls	TP	AS	TO	ST	Blocks	BS	BA	+/-	Shooting By Period												
2 Grant Nelson	F 31:58	5-11	1-5	9-9	1 5 6 3	3 7 20	2	1	0	3	0	-4	1 st FG% 14-27 51.9%														
23 Nick Pringle	F 16:34	0-0	0-0	1-3	1 3 4 1	1 2 1	0	1	0	0	0	-4	3PT% 3-12 25.0%														
1 Mark Sears	G 35:40	6-12	2-6	3-6	2 2 4 3	5 17 4	3	3	3	0	0	-16	FT% 2-3 66.7%														
3 Rylan Griffen	G 21:50	1-4	1-4	2-2	0 1 1 3	2 5 0	0	0	0	0	0	0	2 nd FG% 12-29 41.4%														
55 Aaron Estrada	G 32:33	9-17	2-5	1-2	1 2 3 3	1 21 4	3	1	0	1	0	-4	3PT% 6-18 33.3%														
15 Jarin Stevenson	24:27	1-6	1-6	0-0	1 2 3 4	1 3 0	2	0	2	0	0	-13	GM FG% 26-56 46.4%														
12 Latrell Wrightsell Jr.	23:51	2-4	1-3	4-4	0 1 1 5	4 9 0	0	0	0	0	0	-8	FT% 18-23 78.3%														
24 Sam Walters	09:22	1-1	1-1	0-0	0 0 0 1	3 0 1	0	1	0	0	0	-3	GM FG% 26-56 46.4%														
11 Mohamed Wague	03:45	1-1	0-0	0-0	1 0 1 2	0 2 0	0	2	1	0	0	-3	3PT% 9-30 30.0%														
Team					0 1 1	0 0							FT% 20-26 76.9%														
Totals		26:56	9:30	20:26	7 17 24	26 24	81	10	12	5	3	1	-11	Dead Ball Rebounds: 4, 0													

Ohio St. - 92														Record: 4-1													
Official Basketball Box Score - Final Alabama at Ohio St. 11/24/23 Rader Arena, Nacville 2023-24 Men's Basketball																											
NCAA Game Time: 6:00 PM Game Duration: 2:15 Attendance: 2,196 Officials: John Gathney, Pat Adams, Brian Dorsey														NCAA Game Time: 3:00 PM Game Duration: 2:02 Attendance: 2,196 Officials: John Gathney, Jeff Anderson, Doug Shwos													
NO. Name	Min	FG	3P	FT	Rebounds	Fouls	TP	AS	TO	ST	Blocks	BS	BA	+/-	Shooting By Period												
10 Jamison Battle	F 26:42	2-7	1-5	4-4	1 2 3 3	2 2 9	1	2	3	0	1	8	1 st FG% 14-26 53.8%														
34 Felix Okpara	C 17:53	1-3	0-0	0-0	1 1 9 10	4 0 2	0	1	0	1	0	6	3PT% 5-12 41.7%														
1 Roddy Gayle Jr.	G 36:18	8-11	1-2	6-6	1 3 4 3	6 23	2	3	1	0	0	15	FT% 5-5 100%														
2 Bruce Thornton	G 35:39	6-12	4-6	13-14	0 3 3 2	9 29 4	2	1	0	0	0	6	2 nd FG% 13-24 54.2%														
12 Evan Mahaffey	G 22:44	1-2	0-0	2-2	0 1 1 4	1 4 1	2	3	0	0	0	4	3PT% 23-25 92%														
0 Scotty Middleton	09:07	2-2	1-1	0-0	1 0 1 2	3 0 5	0	3	0	0	0	3	GM FG% 27-50 54.0%														
23 2nd Key	21:44	4-4	0-0	3-4	2 1 3 4	7 11 1	1	1	0	0	0	0	3PT% 10-18 55.6%														
4 Dale Bonner	26:27	3-8	3-4	0-0	2 2 2 2	9 11	0	1	0	2	11		FT% 28-30 93.3%														
3 Taison Chatman	00:27	0-0	0-0	0-0	0 0 0 1	0 0 0	0	0	0	0	0	2	Dead Ball Rebounds: 1, 0														
21 Devin Royal	02:59	0-1	0-0	0-0	0 1 1 0	0 0 0	0	0	0	0	0	3															
Team					1 3 4	0 0																					
Totals		27:50	10:18	28:30	7 25 32	24 26	92	10	14	9	1	3	11	Dead Ball Rebounds: 1, 0													

ALA OSU Biggest lead 6 (1 st 18:55) 15 (2 nd 8:10) Best Scoring Run 8 (1 st 10:47) 10 (2 nd 8:10) Lead Changes 5 Times Tied 6 Time with Lead 08:35 25:42				Points from Turnovers ALA OSU Paint 28 24 Second Chance 8 13 Fast Breaks 9 13 Bench 17 25				Period by Period Scoring 1st 2nd TOT ALA 33 48 81 OSU 38 54 92			
---	--	--	--	---	--	--	--	---	--	--	--

GAME 6: #17/15 ALABAMA VS. OREGON

Alabama - 99														Record: 5-1													
Official Basketball Box Score - Final Alabama at Oregon 11/25/23 Rader Arena, Nacville 2023-24 Men's Basketball																											
NCAA Game Time: 6:00 PM Game Duration: 2:15 Attendance: 2,196 Officials: John Gathney, Pat Adams, Brian Dorsey														NCAA Game Time: 3:00 PM Game Duration: 2:02 Attendance: 2,196 Officials: John Gathney, Jeff Anderson, Doug Shwos													
NO. Name	Min	FG	3P	FT	Rebounds	Fouls	TP	AS	TO	ST	Blocks	BS	BA	+/-	Shooting By Period												
2 Grant Nelson	F 26:47	5-13	0-3	1-1	3 5 8 4	2 11	1	1	0	2	1	3	1 st FG% 17-32 53.1%														
23 Nick Pringle	F 09:31	1-1	0-0	2-2	1 0 1 1	1 4	0	0	0	0	0	-1	3PT% 4-9 44.4%														
1 Mark Sears	G 30:57	6-13	2-4	9-9	2 5 7 3	9 27	3	2	3	0	1	6	FT% 7-8 87.5%														
3 Rylan Griffen	G 31:04	4-9	2-5	7-8	2 0 2 1	5 17	3	5	1	1	5		2 nd FG% 15-31 48.4%														
55 Aaron Estrada	G 32:49	8-14	3-6	3-4	2 2 4 3	22 4	3	0	0	0	0	6	3PT% 3-10 30.0%														
12 Latrell Wrightsell Jr.	23:59	2-5	1-2	4-4	1 6 7 1	4 9	2	0	2	0	1	15	FT% 19-20 95%														
15 Jarin Stevenson	17:58	2-4	0-1	0-0	2 3 5 0	4 0	4	0	4	1	1	8	GM FG% 32-64 50.0%														
11 Mohamed Wague	08:52	1-1	0-0	0-0	1 1 2 3	1 2	0	0	2	0	0	4	3PT% 9-24 37.5%														
24 Sam Walters	11:58	1-4	1-3	0-0	0 2 0 2	0 0	0	0	0	0	0	2	FT% 26-28 92.9%														
4 Davin Cosby Jr.	04:05	0-0	0-0	0-0	0 0 0 0	0 0	0	0	0	0	0	-8	Dead Ball Rebounds: 1, 0														
Team					2 0 2	0 0																					
Totals		32:64	9:24	26:28	16 24 40	16 24	99	15	16	8	6	5	8	Dead Ball Rebounds: 1, 0													

Oregon - 91														Record: 4-2													
Official Basketball Box Score - Final Alabama at Oregon 11/25/23 Rader Arena, Nacville 2023-24 Men's Basketball																											
NCAA Game Time: 6:00 PM Game Duration: 2:15 Attendance: 2,196 Officials: John Gathney, Pat Adams, Brian Dorsey														NCAA Game Time: 3:00 PM Game Duration: 2:02 Attendance: 2,196 Officials: John Gathney, Jeff Anderson, Doug Shwos													
NO. Name	Min	FG	3P	FT	Rebounds	Fouls	TP	AS	TO	ST	Blocks	BS	BA	+/-	Shooting By Period												
10 Kwame Evans Jr.	F 15:34	1-5	0-2	2-2	0 2 2 4	2 4	1	1	1	0	2	5	1 st FG% 17-32 53.1%														
22 Jadrian Tracey	F 14:21	3-8	0-0	0-0	0 1 1 3	0 6	2	1	1	0	0	2	3PT% 4-9 44.4%														
2 Jesse Zarzuela	G 16:07	3-4	0-0	1-1	0 2 2 0	1 7	2	1	0	0	0	1	FT% 5-5 100%														
5 Jermaine Cousinsrad	G 36:27	9-14	3-4	3-6	2 3 5 4	5 24	6	2	2	0	0	-4	2 nd FG% 19-37 51.4%														
9 Keshawn Barthelemy	G 28:25	5-10	0-4	0-0	2 2 2 0	10 2	0	1	2	0	0	5	3PT% 3-11 27.3%														
3 Jackson Shelstad	25:26	4-12	2-6	0-0	2 0 2 0	4 10	2	3	1	0	0	4	FT% 11-13 84.6%														
0 Kario Oquendo	24:37	6-9	1-2	4-4	0 1 1 3	4 17	2	1	0	4	1	3	GM FG% 36-69 52.2%														
24 Mahamadou Diawara	19:37	3-3	0-0	2-2	2 4 6 5	3 8	1	1	0	0	-11		3PT% 7-20 35.0%														
4 Brennan Rigby	21:26	2-4	1-2	0-0	2 1 3 0	5 3	0	3	0	1	0	0	FT% 12-15 80.0%														
Team					3 1 4	0 1							Dead Ball Rebounds: 1, 0														
Totals		36:69	7:20	12:15	11 17 28	24 16	91	20	13	9	5	6	8	Dead Ball Rebounds: 1, 0													

ALA ORE Biggest lead 18 (2 nd 8:09) 7 (1 st 14:11) Best Scoring Run 9 (1 st 1:29) 8 (1 st 2:42) Lead Changes 4 Times Tied 4 Time with Lead 29:24 09:13				Points from Turnovers ALA ORE Paint 44 44 Second Chance 24 18 Fast Breaks 21 9 Bench 18 40				Period by Period Scoring 1st 2nd TOT ALA 47 52 99 ORE 39 52 91			
---	--	--	--	--	--	--	--	---	--	--	--

GAME 7: #23/20 ALABAMA VS. CLEMSON

Clemson - 85														Record: 6-0													
Official Basketball Box Score - Final Clemson at Alabama 11/28/23 Coleman Coliseum, Tuscaloosa 2023-24 Men's Basketball																											
NCAA Game Time: 8:30 PM Game Duration: 2:18 Attendance: 10,725 Officials: Joe Lindsey, Don Daly, Steven Anderson														NCAA Game Time: 7:00 PM Game Duration: 1:57 Attendance: 9,703 Officials: Byron Jarrett, Ron Groover, Brian Dorsey													
NO. Name	Min	FG	3P	FT	Rebounds	Fouls	TP	AS	TO	ST	Blocks	BS	BA	+/-	Shooting By Period												
4 Ian Schieffelin	F 29:35	4-9	0-1	1-3	3 11 14	1 4	9	2	4	0	2	0	1	1 st FG% 14-30 46.7%													
24 PJ Hall	F 21:15	6-11	3-5	6-7	2 6 8 1	4 6	21	2	1	1	4	0	-3	3PT% 3-10 30.0%													
1 Chase Hunter	G 28:56	6-11	3-5	0-0	0 3 2 0	0 15	1	2	0	0	1	8	FT% 2-3 66.7%														
5 Jack Clark	G 12:08	0-1	0-0	0-0	0 0 0 1	0 0	0	0	0	0	0	0	2 nd FG% 18-30 60.0%														
11 Joseph Girard III	G 33:03	5-10	4-7	2-2	0 2 2 2	1 16	4	1	2	0	1	13	3PT% 8-11 72.7%														
0 Josh Beadle	11:39	3-3	0-0	1-1	0 0 0 1	1 6	0	2	0	0	0	4	FT% 8-12 66.7%														
2 Dillon Hunter	18:01	1-4	1-1	0-1	1 3 4 4	1 3	1	0	1	0	1	9	GM FG% 32-60 53.3%														
10 RJ Godfrey	14:23	5-6	0-0	1-1	0 3 3 4	2 11	1	1	0	0	0	13	3PT% 11-21 52.4%														
21 Chauncey Wiggins	16:37	1-4	0-1	0-0	0 4 4 1	0 2	1	1	0	0	0	7	FT% 10-15 66.7%														
33 Bas Layle	14:23	1-1	0-0	0-0	2 1 3 2	2 0	0	0	0	0	1	0	Dead Ball Rebounds: 0, 0														
Team					0 0 0	0 0																					
Totals		32:60	11:21	10:15	8 33 41	22 15	85	12	11	4	7	3	8	Dead Ball Rebounds: 0, 0													

Alabama - 77														Record: 5-2													
Official Basketball Box Score - Final Clemson at Alabama 11/28/23 Coleman Coliseum, Tuscaloosa 2023-24 Men's Basketball																											
NCAA Game Time: 8:30 PM Game Duration: 2:18 Attendance: 10,725 Officials: Joe Lindsey, Don Daly, Steven Anderson														NCAA Game Time: 7:00 PM Game Duration: 1:57 Attendance: 9,703 Officials: Byron Jarrett, Ron Groover, Brian Dorsey													
NO. Name	Min	FG	3P	FT	Rebounds	Fouls	TP	AS	TO	ST	Blocks	BS	BA	+/-	Shooting By Period												
2 Grant Nelson	F 33:17	4-15	2-8	4-4	2 6 8 3	4 14	1	1	2	2	2	-1	1 st FG% 10-36 27.8%														
11 Mohamed Wague	F 14:33	2-5	0-0	2-3	1 2 3 3	4 6	0	0	1	1	0	10	3PT% 4-18 22.2%														
1 Mark Sears	G 33:52	7-14	4-9	5-7	2 2 4 1	5 23	3	1	0	1	1	-5	FT% 8-11 72.7%														
3 Rylan Griffen	G 28:25	1-7	1-4	3-4	3 2 5 2	3 6	2	0	1	0	2	-13	2 nd FG% 13-31 41.9%														
55 Aaron Estrada	G 30:53	6-16	2-8	2-2	1 4 5 2																						

2023-24 BOX SCORES

GAME 9: ALABAMA VS. #4/4 PURDUE

GAME 10: ALABAMA AT #8/8 CREIGHTON

Official Basketball Box Score - Final
Alabama at Purdue
 12/09/23 Coca-Cola Coliseum, Toronto
 2023-24 Men's Basketball
 Game Time: 1:30 PM
 Game Duration: 2:20
 Attendance: 3,828
 Officials: Tony Greene, DJ Carstensen, Randy Richardson

Official Basketball Box Score - Final
Alabama at #8 Creighton
 12/16/23 CHI Health Center Omaha, Omaha, Neb.
 2023-24 Creighton Men's Basketball
 Game Time: 7:00 PM
 Game Duration: 2:14
 Attendance: 17,401
 Officials: John Gathney, Tony Chiazza, Doug Shoves

Alabama - 86 Record: 6-3

NO. Name	Min	FG	3P	FT	Rebounds	Fouls	TP	AS	TO	ST	Blocks	+/
		M/A	M/A	M/A	OR DR TOT	PF					BS BA	
2 Grant Nelson	27:12	4-9	2-7	1-2	0 7 7	2 4	11	5	3	1	0 0	7
11 Mohamed Wague	19:45	3-3	1-1	4-6	1 0 1	5 4	11	3	1	3	0 0	3
1 Mark Sears	34:41	13-25	8-16	1-1	1 3 4	2 2	35	1	4	1	0 0	0
3 Rylan Griffen	27:49	2-5	2-5	2-2	2 5 7	4 1	8	5	1	0	1 0	10
55 Aaron Estrada	29:30	2-8	1-4	0-0	2 3 5	3 2	5	3	1	0	2 2	-7
12 Latrell Wrightsell Jr.	23:19	3-6	3-6	0-0	3 1 4	1 0	9	1	2	0	0 0	-20
15 Jarin Stevenson	17:33	0-3	0-3	1-3	1 0 1	2 2	1	1	0	0	1 0	-26
23 Nick Pringle	08:09	0-1	0-0	0-0	0 1 1	5 0	0	1	1	0	1 0	8
24 Sam Walters	12:32	2-4	2-4	0-0	0 0 0	0 0	6	0	0	0	0 0	5
10 Mouhamed Dioubate	00:01	0-0	0-0	0-0	0 0 0	0 0	0	0	0	0	0 0	0
Team					1 2	0						
Totals	29:64	19-46	9-14	11-21	32 25	15 86	20	13	5	2	6	-6

Shooting By Period

1st FG%	15-31	48.4%
3PT%	13-24	54.2%
2nd FG%	14-33	42.4%
3PT%	6-22	27.3%
FT%	3-6	50%
GM FG%	29-64	45.3%
3PT%	19-46	41.3%
FT%	9-14	64.3%

Dead Ball Rebounds: 4, 0

Alabama - 82 Record: 6-4

NO. Name	Min	FG	3P	FT	Rebounds	Fouls	TP	AS	TO	ST	Blocks	+/
		M/A	M/A	M/A	OR DR TOT	PF					BS BA	
2 Grant Nelson	25:37	5-14	1-5	2-2	3 2 5	3 2	13	0	1	0	0 0	-11
11 Mohamed Wague	06:45	1-3	0-0	1-2	1 1 2	5 1	3	0	1	1	0 0	1
1 Mark Sears	34:44	9-16	1-5	0-0	1 3 4	2 3	19	1	0	0	1 0	-7
12 Latrell Wrightsell Jr.	35:02	0-2	0-2	0-0	0 2 2	3 1	0	2	1	1	0 0	-6
55 Aaron Estrada	35:49	3-14	0-3	2-2	3 2 5	2 2	8	4	1	1	0 0	-7
23 Nick Pringle	23:31	6-9	0-0	3-7	3 4 7	5 6	15	0	1	0	0 0	-4
3 Rylan Griffen	28:47	6-8	1-3	0-0	1 3 4	1 0	13	2	0	0	0 0	7
15 Jarin Stevenson	19:02	3-4	1-2	0-0	1 1 2	1 1	7	1	0	0	0 0	8
24 Sam Walters	07:28	1-2	0-1	0-0	2 1 3	3 0	2	0	2	0	0 0	5
4 Davin Cosby Jr.	03:15	1-3	0-1	0-0	1 0 1	0 0	2	0	0	0	0 0	-1
Team					1 1 2	0						
Totals	35:75	4-22	8-13	17 20	37 25	16 82	10	4	5	1	5	-3

Shooting By Period

1st FG%	19-40	47.5%
3PT%	1-11	9.1%
2nd FG%	16-35	45.7%
3PT%	3-11	27.3%
FT%	3-6	50%
GM FG%	35-75	46.7%
3PT%	4-22	18.2%
FT%	8-13	61.5%

Dead Ball Rebounds: 3, 0

Purdue - 92 Record: 9-1

NO. Name	Min	FG	3P	FT	Rebounds	Fouls	TP	AS	TO	ST	Blocks	+/
		M/A	M/A	M/A	OR DR TOT	PF					BS BA	
4 Trey Kaufman-Renn	10:12	1-2	1-1	2-4	1 0 1	0 3	5	1	0	0	0 0	-20
15 Zach Edey	36:14	12-20	0-0	11-11	2 5 7	3 11	35	2	2	0	0 0	11
2 Fletcher Loyer	20:19	0-5	0-3	4-4	1 2 3	1 4	4	1	3	2	0 1	-1
3 Braden Smith	36:53	9-20	4-7	5-6	0 5 5	1 2	27	8	1	1	0 0	6
55 Lance Jones	26:52	2-5	1-4	2-3	1 2 3	1 4	3	2	3	2	0 0	-14
0 Mason Gillis	13:31	2-3	1-2	0-0	1 2 3	1 0	5	3	0	0	0 0	5
25 Ethan Morton	12:09	0-0	0-0	0-0	0 0 0	0 0	1	0	0	0	0 0	17
1 Caleb Furst	19:47	1-4	0-0	0-0	3 3 6	2 2	2	1	1	0	0 0	-14
23 Camdon Heide	08:14	1-1	0-0	0-0	2 2 4	0 2	1	0	0	2	0 0	10
5 Myles Colvin	15:49	2-2	1-1	0-0	1 1 2	2 0	5	0	0	2	0 0	2
Team					3 2 5	0						
Totals	30:62	8-18	24-28	13 24	37 15	24 92	22	9	9	2	5	6

Shooting By Period

1st FG%	15-27	55.6%
3PT%	3-7	42.9%
2nd FG%	14-17	82.4%
3PT%	15-35	42.9%
FT%	5-11	45.5%
GM FG%	30-62	48.4%
3PT%	8-18	44.4%
FT%	24-28	85.7%

Dead Ball Rebounds: 2, 1

#8 Creighton - 85 Record: 9-2

NO. Name	Min	FG	3P	FT	Rebounds	Fouls	TP	AS	TO	ST	Blocks	+/
		M/A	M/A	M/A	OR DR TOT	PF					BS BA	
13 Mason Miller	25:20	2-3	2-3	0-0	1 2 3	2 1	6	0	0	0	1 0	15
11 Ryan Kalkbrenner	24:21	8-11	0-0	1-4	2 6 8	1 4	19	0	1	0	3 0	6
1 Steven Ashworth	25:49	3-7	2-6	4-4	0 0 0	1 4	12	1	1	0	0 0	-2
23 Trey Alexander	40:00	8-15	0-1	6-8	0 4 4	2 6	22	2	2	0	1 1	3
55 Baylor Scheierman	37:42	5-13	2-7	8-9	0 6 6	4 8	20	9	3	1	0 0	5
33 Fredrick King	10:20	1-1	0-0	0-2	1 2 3	2 1	2	0	2	0	0 0	-3
2 Francisco Farabello	28:36	0-0	0-0	2-2	3 3 3	3 1	2	2	1	0	0 0	-3
41 Isaac Traudt	08:47	0-1	0-1	0-0	0 0 0	0 0	0	0	0	0	0 0	-6
0 Jasen Green	01:05	1-1	0-0	0-0	1 0 1	1 0	2	0	0	0	0 0	0
Team					2 2 4	0						
Totals	29:52	6-18	21-29	7 25	32 16	25 85	14	11	1	5	1	3

Shooting By Period

1st FG%	14-23	60.9%
3PT%	3-8	37.5%
2nd FG%	19-17	76.5%
2nd FG%	15-29	51.7%
3PT%	3-10	30.0%
FT%	8-12	66.7%
GM FG%	29-52	55.8%
3PT%	6-18	33.3%
FT%	21-29	72.4%

Dead Ball Rebounds: 4, 0

Biggest lead	ALA 12 (1st 10:00)	PUR 9 (2nd 8:06)
Best Scoring Run	ALA 8 (1st 18:22)	PUR 12 (2nd 11:02)
Lead Changes	3	
Times Tied		
Time with Lead	ALA 28:26	PUR 11:10

Points from Turnovers	ALA 15	PUR 11
Paint	ALA 20	PUR 34
Second Chance	ALA 14	PUR 14
Fast Breaks	ALA 14	PUR 5
Bench	ALA 16	PUR 14

Period by Period Scoring	1st	2nd	TOT
ALA	49	37	86
PUR	47	45	92

Biggest lead	BAMA 6 (2nd 14:46)	CRE 7 (1st 17:37)
Best Scoring Run	BAMA 7 (1st 12:08)	CRE 9 (2nd 5:49)
Lead Changes	10	8
Times Tied	11	
Time with Lead	BAMA 11:08	CRE 23:15

Points from Turnovers	BAMA 13	CRE 8
Paint	BAMA 62	CRE 38
Second Chance	BAMA 17	CRE 8
Fast Breaks	BAMA 4	CRE 8
Bench	BAMA 39	CRE 6

Period by Period Scoring	1st	2nd	TOT
BAMA	44	38	82
CRE	44	41	85

GAME 11: ALABAMA VS. #4/4 ARIZONA

GAME 12: ALABAMA VS. EASTERN KENTUCKY

Official Basketball Box Score - Final
Alabama at Arizona
 12/09/23 Footprint Center, Phoenix
 2023-24 Men's Basketball
 Game Time: 9:00 PM
 Game Duration: 2:21
 Attendance: 11,812
 Officials: Jeb Hartness, Mike Reed, Rob Rorker

Official Basketball Box Score - Final
Eastern Ky. at Alabama
 12/23/23 Coleman Coliseum, Tusculobosa
 2023-24 Men's Basketball
 Game Time: 3:00 PM
 Game Duration: 1:53
 Attendance: 9,950
 Officials: Terry Oglesby, Don Day, Michael Wallace

Alabama - 74 Record: 6-5

NO. Name	Min	FG	3P	FT	Rebounds	Fouls	TP	AS	TO	ST	Blocks	+/
		M/A	M/A	M/A	OR DR TOT	PF					BS BA	
2 Grant Nelson	30:21	5-19	3-15	4-4	1 4 5	2 4	17	2	3	1	0 0	-14
11 Mohamed Wague	18:05	1-3	0-0	3-4	6 1 7	5 2	5	0	1	0	2 0	0
1 Mark Sears	35:51	2-7	1-5	7-8	2 4 6	3 8	12	3	3	6	1 1	-11
3 Rylan Griffen	28:15	2-6	0-3	0-0	1 5 6	3 1	4	1	1	0	0 0	-5
55 Aaron Estrada	28:11	4-10	1-4	2-2	0 1 1	1 2	11	6	4	1	0 0	1
12 Latrell Wrightsell Jr.	15:58	1-4	0-3	0-0	0 1 1	1 1	2	0	1	1	0 0	-14
15 Jarin Stevenson	09:45	1-6	0-5	0-0	1 2 3	3 0	2	0	3	0	0 0	-6
23 Nick Pringle	13:43	3-4	0-0	0-0	2 2 4	5 0	6	0	1	0	1 0	-4
24 Sam Walters	19:47	3-6	3-5	6-8	0 2 2	0 3	15	0	1	0	1 0	-13
10 Mouhamed Dioubate	00:05	0-0	0-0	0-0	0 0 0	1 0	0	0	0	0	0 0	1
Team					2 1 3	0						
Totals	22:65	8-40	22-26	15 23	38 25	20 74	12	18	10	3	3	-13

Shooting By Period

1st FG%	11-35	31.4%
3PT%	3-22	13.6%
FT%	15-18	83.3%
2nd FG%	11-30	36.7%
3PT%	5-18	27.8%
FT%	7-8	87.5%
GM FG%	22-65	33.8%
3PT%	8-40	20.0%
FT%	22-26	84.6%

Dead Ball Rebounds: 1, 1

Eastern Ky. - 67 Record: 4-8

NO. Name	Min	FG	3P	FT	Rebounds	Fouls	TP	AS	TO	ST	Blocks	+/
		M/A	M/A	M/A	OR DR TOT	PF					BS BA	
10 Devontae Blanton	23:59	2-9	0-									

2023-24 BOX SCORES

GAME 13: ALABAMA VS. LIBERTY

GAME 14: ALABAMA AT VANDERBILT



Official Basketball Box Score - Final
Alabama at Ohio St.
11/24/23 Rader Arena, Neeville
2023-24 Men's Basketball

Game Time: 6:00 PM
Game Duration: 2:15
Attendance: 2,196

Officials: John Gathney, Pat Adams, Brian Dorsey

Alabama - 81													Record: 4-1												
NO.	Name	Min	FG	3P	FT	Rebounds	Fouls	TP	AS	TO	ST	Blocks	+/-												
			M-A	M-A	M-A	OR DR TOT	PF FD					BS BA													
2	Grant Nelson	F 31:58	5-11	1-5	9-9	1 5 6	3 7	20	2	1	0	3 0	-4												
23	Nick Pringle	F 16:34	0-0	0-0	1-3	1 3 4	1 2	1	0	1	0	0 0	-4												
1	Mark Sears	G 35:40	6-12	2-6	3-6	2 2 4	3 5	17	4	3	3	0 0	-16												
3	Rylan Griffen	G 21:50	1-4	1-4	2-2	0 1 1	3 2	5	0	0	0	0 0	0												
55	Aaron Estrada	G 32:33	9-17	2-5	1-2	1 2 3	3 1	21	4	3	1	0 1	-4												
15	Jarin Stevenson	24:27	1-6	1-6	0-0	1 2 3	4 1	3	0	2	0	0 0	-13												
12	Latrell Wrightsell Jr.	23:51	2-4	1-3	4-4	0 1 1	5 4	9	0	0	0	0 0	-8												
24	Sam Walters	09:22	1-1	1-1	0-0	0 0 0	2 2	3	0	1	0	0 0	-3												
11	Mohamed Wague	03:45	1-1	0-0	0-0	1 0 1	2 0	2	0	1	1	0 0	-3												
Team													0 1 1 0 0 0												
Totals													26:56 9-30 20:26 7 17 24 26 24 81 10 12 5 3 1 -11												

Shooting By Period		
1 st	FG%	14-27 51.9%
3PT%	3-12 25.0%	
FT%	2-3 66.7%	
2 nd	FG%	12-29 41.4%
3PT%	6-18 33.3%	
FT%	18-23 78.3%	
GM	FG%	26-56 46.4%
3PT%	9-30 30.0%	
FT%	20-26 76.9%	

Dead Ball Rebounds: 4, 0

Ohio St. - 92													Record: 4-1												
NO.	Name	Min	FG	3P	FT	Rebounds	Fouls	TP	AS	TO	ST	Blocks	+/-												
			M-A	M-A	M-A	OR DR TOT	PF FD					BS BA													
10	Jamison Battle	F 26:42	2-7	1-5	4-4	1 2 3	2 2	9	1	2	3	0 1	8												
34	Felix Okpara	C 17:53	1-3	0-0	0-0	1 9 10	4 0	2	0	1	0	1 0	6												
1	Roddy Gayle Jr.	G 36:18	8-11	1-2	6-6	1 3 4	3 6	23	2	3	1	0 0	15												
2	Bruce Thornton	G 35:39	6-12	4-6	13-14	0 3 3	2 9	29	4	2	1	0 0	6												
12	Evan Mahaffey	G 22:44	1-2	0-0	2-2	0 1 1	4 1	4	1	2	3	0 0	4												
0	Scotty Middleton	09:07	2-2	1-1	0-0	1 0 1	2 0	5	0	3	0	0 0	3												
23	Zed Key	21:44	4-4	0-0	3-4	2 1 3	4 7	11	1	1	0	0 0	3												
4	Dale Bonner	26:27	3-8	3-4	0-0	0 2 2	2 1	9	1	0	1	0 2	11												
3	Taison Chatman	00:27	0-0	0-0	0-0	0 0 0	1 0	0	0	0	0	0 0	2												
21	Devin Royal	02:59	0-1	0-0	0-0	0 1 1	0 0	0	0	0	0	0 0	3												
Team													1 3 4 0 0 0												
Totals													27:50 10-18 28:30 7 25 32 24 26 92 10 14 9 1 3 11												

Shooting By Period		
1 st	FG%	14-26 53.8%
3PT%	5-12 41.7%	
FT%	5-5 100%	
2 nd	FG%	13-24 54.2%
3PT%	5-6 83.3%	
FT%	23-25 92%	
GM	FG%	27-50 54.0%
3PT%	10-18 55.6%	
FT%	28-30 93.3%	

Dead Ball Rebounds: 1, 0

	ALA	OSU
Biggest lead	6 (1 st 18:55)	15 (2 nd 8:10)
Best Scoring Run	8 (1 st 10:47)	10 (2 nd 8:10)
Lead Changes	5	
Times Tied	6	
Time with Lead	08:35	25:42

Points from	ALA	OSU
Turnovers	17	13
Paint	28	24
Second Chance	8	13
Fast Breaks	9	13
Bench	17	25

Period by Period Scoring	1st	2nd	TOT
ALA	33	48	81
OSU	38	54	92



Official Basketball Box Score - Final
Alabama at Vanderbilt
01/06/24 Memorial Gymnasium, Nashville, Tenn.
Vanderbilt vs. Alabama

Game Time: 2:30 PM
Game Duration: 2:07
Attendance: 8,703

Officials: Pat Adams, Todd Austin, Rob Rork

Alabama - 78													Record: 9-5 (1-0)												
NO.	Name	Min	FG	3P	FT	Rebounds	Fouls	TP	AS	TO	ST	Blocks	+/-												
			M-A	M-A	M-A	OR DR TOT	PF FD					BS BA													
2	Grant Nelson	F 28:21	3-5	1-3	2-5	1 4 5	3 4	9	1	2	0	3 0	-4												
11	Mohamed Wague	F 07:24	0-0	0-0	0-0	2 1 3	1 1	0	1	1	0	0 0	3												
1	Mark Sears	G 34:10	5-13	3-5	6-6	0 4 4	1 5	21	3	6	3	0 3	4												
3	Rylan Griffen	G 30:14	7-11	1-4	1-3	1 3 4	3 2	16	1	3	1	0 0	-4												
55	Aaron Estrada	G 27:40	2-7	1-5	0-0	0 7 7	1 0	5	6	3	0	1 0	0												
12	Latrell Wrightsell Jr.	25:09	3-8	3-7	2-2	0 1 1	1 1	11	1	1	0	0 0	2												
15	Jarin Stevenson	14:54	2-3	1-2	0-1	1 3 4	0 2	5	0	0	0	0 0	2												
10	Mouhamed Dioubate	03:58	0-0	0-0	1-2	0 1 1	1 1	1	0	0	0	0 0	-1												
24	Sam Walters	12:47	2-4	2-4	2-2	0 2 2	3 3	1	8	0	0	0 0	11												
23	Nick Pringle	15:23	1-2	0-0	0-0	2 2 4	1 0	2	0	0	1	1 0	2												
Team													2 4 6 0 0 0												
Totals													26:53 12-30 14:21 9 32 41 15 17 78 13 16 5 5 3 3												

Shooting By Period		
1 st	FG%	13-24 54.2%
3PT%	7-16 43.8%	
FT%	7-9 77.8%	
2 nd	FG%	13-29 44.8%
3PT%	5-14 35.7%	
FT%	7-12 58.3%	
GM	FG%	26-53 49.1%
3PT%	12-30 40.0%	
FT%	14-21 66.7%	

Dead Ball Rebounds: 2, 0

Vanderbilt - 75													Record: 5-9 (0-1)												
NO.	Name	Min	FG	3P	FT	Rebounds	Fouls	TP	AS	TO	ST	Blocks	+/-												
			M-A	M-A	M-A	OR DR TOT	PF FD					BS BA													
2	Ven-Allen Lubin	F 15:25	1-2	0-0	2-2	2 2 4	2 2	4	2	1	0	1 0	-6												
21	Tasos Kamateros	F 31:25	2-7	2-7	0-0	2 3 5	1 0	6	0	2	1	0 1	7												
0	Tyrin Lawrence	G 34:55	7-19	2-6	4-6	1 4 5	0 5	20	1	2	3	0 2	-6												
5	Ezra Manjon	G 27:12	5-11	0-2	6-6	0 1 1	0 4	16	0	1	2	0 1	3												
10	Jordan Williams	G 22:12	2-5	2-4	0-0	0 0 0	3 0	6	2	0	1	1 0	-2												
23	Jason Rivera-Torres	23:01	8-13	1-4	3-4	2 4 6	3 3	20	1	1	2	1 0	5												
35	Carter Lang	08:02	0-0	0-0	1-2	3 1	1 0	0	0	1	0	0 0	-8												
3	Paul Lewis	08:57	0-1	0-0	0-0	0 0 0	1 0	0	0	0	0	0 0	-11												
12	Evan Taylor	21:33	1-7	0-3	0-0	1 5 6	4 0	2	0	0	1	0 1	-3												
13	Malik Presley	07:18	0-0	0-0	1-2	0 0 0	2 1	1	0	0	0	0 0	6												
Team													2 2 4 0 0 1												
Totals													26:65 7-26 16:20 11 23 34 17 15 75 6 9 10 3 5 -3												

Shooting By Period		
1 st	FG%	12-33 36.4%
3PT%	5-15 33.3%	
FT%	7-8 87.5%	
2 nd	FG%	14-32 43.8%
3PT%	2-11 18.2%	
FT%	8-12 75%	
GM	FG%	26-65 40.0%
3PT%	7-26 26.9%	
FT%	16-20 80.0%	

Dead Ball Rebounds: 0, 0

	Bama	Vandy
Biggest lead	18 (1 st 10:08)	1 (1 st 18:11)
Best Scoring Run	14 (1 st 10:08)	9 (1 st 7:39)
Lead Changes	4	
Times Tied	3	
Time with Lead	38:17	00:12

Points from	Bama	Vandy
Turnovers	11	15
Paint	24	20
Second Chance	12	14
Fast Breaks	20	8
Bench	27	23

Period by Period Scoring	1st	2nd	TOT
Bama	40	38	78
Vandy	36	39	75

GAME 15: ALABAMA VS. SOUTH CAROLINA

GAME 16: ALABAMA VS. MISSISSIPPI STATE

ALABAMA BOX SCORES



2023-24 Alabama Men's Basketball
Season Box Score
All games

Page 1/1
as of Jan 06, 2024

Game Records

Record	Overall	Home	Away	Neutral
ALL GAMES	9-5	6-1	1-1	2-3
CONFERENCE	1-0	0-0	1-0	0-0
NON-CONFERENCE	8-5	6-1	0-1	2-3

Team Box Score

No.	Player	Total			3-Point		F-Throw		Rebounds													
		GP-GS	MIN	AVG	FG-FGA	FG%	3FG-3FGA	3FG%	FT-FTA	FT%	OFF	DEF	TOT	AVG	PF	DQ	A	TO	BLK	STL	PTS	AVG
1	SEARS, Mark	14-14	417:29	29.8	87-164	.530	34-73	.466	64-80	.800	16	44	60	4.3	28	0	52	28	2	21	272	19.4
2	NELSON, Grant	14-14	362:37	25.9	63-139	.453	17-63	.270	50-57	.877	19	60	79	5.6	36	0	32	20	19	9	193	13.8
55	ESTRADA, Aaron	14-14	389:58	27.9	70-157	.446	23-62	.371	22-26	.846	18	52	70	5.0	25	0	59	31	5	21	185	13.2
3	GRIFFEN, Rylan	14-13	346:38	24.8	43-87	.494	19-51	.373	29-37	.784	13	37	50	3.6	19	0	25	17	4	5	134	9.6
24	WALTERS, Sam	14-0	188:52	13.5	30-53	.566	18-35	.514	21-25	.840	6	29	35	2.5	28	3	7	9	1	6	99	7.1
12	WRIGHTSELL JR., Latrell	14-1	305:24	21.8	30-71	.423	24-53	.453	14-14	1.000	7	32	39	2.8	22	1	20	8	1	14	98	7.0
15	STEVENSON, Jarin	14-0	234:02	16.7	30-65	.462	12-39	.308	13-17	.765	10	31	41	2.9	21	0	6	19	6	2	85	6.1
23	PRINGLE, Nick	13-6	197:12	15.2	30-40	.750	0-0	.000	13-30	.433	26	34	60	4.6	29	3	5	7	9	6	73	5.6
11	WAGUE, Mohamed	14-8	177:53	12.7	28-44	.636	1-1	1.000	20-26	.769	30	22	52	3.7	40	3	11	17	10	14	77	5.5
4	COSBY JR., Davin	9-0	102:17	11.4	14-36	.389	12-31	.387	5-6	.833	1	12	13	1.4	6	0	7	4	1	5	45	5.0
10	DIOUBATE, Mouhamed	10-0	58:01	5.8	3-14	.214	1-3	.333	8-19	.421	6	7	13	1.3	3	0	3	1	3	2	15	1.5
32	SPEARS, Kai	5-0	09:00	1.8	1-2	.500	0-1	.000	4-4	1.000	0	1	1	0.2	2	0	1	1	0	0	6	1.2
31	SCHARNOWSKI, Max	6-0	10:37	1.8	1-1	1.000	0-0	.000	1-1	1.000	2	0	2	0.3	2	0	0	0	0	0	3	0.5
Team											19	30	49					1				
Total		14	2800		430-873	.493	161-412	.391	264-342	.772	173	391	564	40.3	261	10	228	163	61	105	1285	91.8
Opponents		14	2800		369-863	.428	102-324	.315	221-307	.720	152	315	467	33.4	285	3	161	167	50	95	1061	75.8

Score by Periods

Team	1st	2nd	OT	TOT
Alabama	649	636	0	1285
Opponents	489	572	0	1061

ALABAMA GAME-BY-GAME COMPARISON



2023-24 Alabama Men's Basketball
Team Game-by-Game
All games

Page 1/1
as of Jan 06, 2024

Opponent	Date	Score	W	Total		3-Pointers		Free throws		Rebounds				PF	A	TO	BLK	STL	PTS	AVG
				FG-FGA	PCT	3FG-3FGA	PCT	FT-FTA	PCT	OFF	DEF	TOT	AVG							
Morehead St.	11/06/2023	105-73	W	32-57	.561	10-23	.435	31-38	.816	14	26	40	40.0	17	17	13	4	13	105	105.0
Indiana St.	11/10/2023	102-80	W	33-64	.516	13-23	.565	23-27	.852	14	26	40	40.0	18	14	11	7	6	102	103.5
South Alabama	11/14/2023	102-46	W	34-55	.618	12-23	.522	22-30	.733	11	38	49	43.0	19	21	10	7	9	102	103.0
Mercer	11/17/2023	98-67	W	35-60	.583	8-19	.421	20-29	.690	11	34	45	43.5	18	16	11	2	6	98	101.8
vs Ohio St.	11/24/2023	81-92	L	26-56	.464	9-30	.300	20-26	.769	7	17	24	39.6	26	10	12	3	5	81	97.6
vs Oregon	11/25/2023	99-91	W	32-64	.500	9-24	.375	26-28	.929	16	24	40	39.7	16	15	16	6	8	99	97.8
Clemson	11/28/2023	77-85	L	23-67	.343	11-35	.314	20-26	.769	16	25	41	39.9	15	12	7	3	7	77	94.9
Arkansas St.	12/04/2023	89-65	W	28-64	.438	13-31	.419	20-24	.833	12	33	45	40.5	17	17	14	8	10	89	94.1
vs Purdue	12/09/2023	86-92	L	29-64	.453	19-46	.413	9-14	.643	11	21	32	39.6	24	20	13	5	5	86	93.2
at Creighton	12/16/2023	82-85	L	35-75	.467	4-22	.182	8-13	.615	17	20	37	39.3	25	10	4	1	5	82	92.1
vs Arizona	12/20/2023	74-87	L	22-65	.338	8-40	.200	22-26	.846	15	23	38	39.2	25	12	18	3	10	74	90.5
Eastern Ky.	12/23/2023	111-67	W	40-69	.580	19-38	.500	12-20	.600	9	37	46	39.8	10	29	10	3	8	111	92.2
vs Liberty	12/30/2023	101-56	W	35-60	.583	14-28	.500	17-20	.850	11	35	46	40.2	16	22	8	4	8	101	92.8
at Vanderbilt	01/06/2024	78-75	W	26-53	.491	12-30	.400	14-21	.667	9	32	41	40.3	15	13	16	5	5	78	91.8
Total		1285		430-873	.493	161-412	.391	264-342	.772	173	391	564	40.3	261	228	163	61	105	1285	91.8
Opponents		1061		369-863	.428	102-324	.315	221-307	.720	152	315	467	33.4	285	161	167	50	95	1061	75.8

Alabama Averages

Games Played	Points/game	FG Pct	3FG Pct	FT Pct	Rebounds/game	Assists/game	Turnovers/game	Assist/Turnover ratio	Steals/game	Blocks/game
14	91.8	49.3	39.1	77.2	40.3	16.3	11.6	1.4	7.5	4.4

ALABAMA GAME HIGHS - INDIVIDUAL



2023-24 Alabama Men's Basketball
Player Highs Analysis
All games

Alabama - Individual Game Highs

POINTS	35		Mark Sears vs Purdue (N) (12/09/2023)
	27		Mark Sears vs Oregon (N) (11/25/2023)
	27		Aaron Estrada vs Indiana St. (11/10/2023)
	24		Mark Sears vs Mercer (11/17/2023)
	24		Mark Sears vs Indiana St. (11/10/2023)
	24		Grant Nelson vs Morehead St. (11/06/2023)
FIELD GOALS MADE	13		Mark Sears vs Purdue (N) (12/09/2023)
	9		Mark Sears at Creighton (12/16/2023)
	9		Aaron Estrada vs Ohio St. (N) (11/24/2023)
	9		Aaron Estrada vs Indiana St. (11/10/2023)
FIELD GOAL ATTEMPTS	25		Mark Sears vs Purdue (N) (12/09/2023)
	19		Grant Nelson vs Arizona (N) (12/20/2023)
FIELD GOAL PERCENTAGE (min 5 made)	1.000	(6-6)	Nick Pringle vs South Alabama (11/14/2023)
	1.000	(5-5)	Mohamed Wague vs South Alabama (11/14/2023)
3 PT FG MADE	8		Mark Sears vs Purdue (N) (12/09/2023)
	6		Aaron Estrada vs Indiana St. (11/10/2023)
3 PT FG ATTEMPTS	16		Mark Sears vs Purdue (N) (12/09/2023)
	15		Grant Nelson vs Arizona (N) (12/20/2023)
3 PT FG PERCENTAGE (min 2 made)	1.000	(3-3)	Sam Walters vs South Alabama (11/14/2023)
	.750	(6-8)	Aaron Estrada vs Indiana St. (11/10/2023)
	.750	(3-4)	Mark Sears vs South Alabama (11/14/2023)
	.750	(3-4)	Mark Sears vs Indiana St. (11/10/2023)
FREE THROWS MADE	9		Mark Sears vs Oregon (N) (11/25/2023)
	9		Grant Nelson vs Ohio St. (N) (11/24/2023)
	9		Mark Sears vs Indiana St. (11/10/2023)
FREE THROW ATTEMPTS	10		Mark Sears vs Indiana St. (11/10/2023)
	9		Mark Sears vs Oregon (N) (11/25/2023)
	9		Grant Nelson vs Ohio St. (N) (11/24/2023)
FREE THROW PERCENTAGE (min 3 made)	1.000	(9-9)	Mark Sears vs Oregon (N) (11/25/2023)
	1.000	(9-9)	Grant Nelson vs Ohio St. (N) (11/24/2023)
	1.000	(8-8)	Grant Nelson vs Morehead St. (11/06/2023)
	1.000	(6-6)	Mark Sears at Vanderbilt (01/06/2024)
	1.000	(6-6)	Mohamed Wague vs Arkansas St. (12/04/2023)
	1.000	(6-6)	Grant Nelson vs Indiana St. (11/10/2023)
	1.000	(4-4)	Grant Nelson vs Arizona (N) (12/20/2023)
	1.000	(4-4)	Grant Nelson vs Clemson (11/28/2023)
	1.000	(4-4)	Latrell Wrightsell Jr. vs Oregon (N) (11/25/2023)
	1.000	(4-4)	Latrell Wrightsell Jr. vs Ohio St. (N) (11/24/2023)
	1.000	(4-4)	Mark Sears vs South Alabama (11/14/2023)
	1.000	(4-4)	Rylan Griffen vs Morehead St. (11/06/2023)
	1.000	(3-3)	Rylan Griffen vs Liberty (N) (12/30/2023)
	1.000	(3-3)	Grant Nelson vs Eastern Ky. (12/23/2023)
	1.000	(3-3)	Jarin Stevenson vs Arkansas St. (12/04/2023)
	1.000	(3-3)	Sam Walters vs Mercer (11/17/2023)
1.000	(3-3)	Jarin Stevenson vs Indiana St. (11/10/2023)	
1.000	(3-3)	Aaron Estrada vs Indiana St. (11/10/2023)	
REBOUNDS	10		Aaron Estrada vs Liberty (N) (12/30/2023)
	10		Nick Pringle vs Eastern Ky. (12/23/2023)
ASSISTS	9		Aaron Estrada vs Liberty (N) (12/30/2023)
	7		Aaron Estrada vs Eastern Ky. (12/23/2023)
STEALS	6		Mark Sears vs Arizona (N) (12/20/2023)
	4		Aaron Estrada vs Liberty (N) (12/30/2023)
	4		Mohamed Wague vs Arkansas St. (12/04/2023)
	4		Aaron Estrada vs South Alabama (11/14/2023)

ALABAMA GAME RESULTS



2023-24 Alabama Men's Basketball
Season Schedule/Results & Leaders
All games

Page 1/1
as of Jan 06, 2024

Game Records

Record	Overall	Home	Away	Neutral
ALL GAMES	9-5	6-1	1-1	2-3
CONFERENCE	1-0	0-0	1-0	0-0
NON-CONFERENCE	8-5	6-1	0-1	2-3

Team Results

Date	Opponent		Score	Att.	High Points	High Rebounds
11/06/2023	Morehead St.	W	105-73	9078	(24) NELSON, Grant	(7) NELSON, Grant
11/10/2023	Indiana St.	W	102-80	10900	(27) ESTRADA, Aaron	(8) NELSON, Grant
11/14/2023	South Alabama	W	102-46	9828	(17) SEARS, Mark	(7) ESTRADA, Aaron
						(7) PRINGLE, Nick
						(7) WAGUE, Mohamed
11/17/2023	Mercer	W	98-67	10300	(24) SEARS, Mark	(7) NELSON, Grant
11/24/2023	vs Ohio St.	L	81-92	2196	(21) ESTRADA, Aaron	(6) NELSON, Grant
11/25/2023	vs Oregon	W	99-91	2196	(27) SEARS, Mark	(8) NELSON, Grant
11/28/2023	Clemson	L	77-85	10725	(23) SEARS, Mark	(8) NELSON, Grant
12/04/2023	Arkansas St.	W	89-65	9703	(13) SEARS, Mark	(7) WAGUE, Mohamed
					(13) STEVENSON, Jarin	
12/09/2023	vs Purdue	L	86-92	3828	(35) SEARS, Mark	(7) NELSON, Grant
						(7) GRIFFEN, Rylan
12/16/2023	at Creighton	L	82-85	17401	(19) SEARS, Mark	(7) PRINGLE, Nick
12/20/2023	vs Arizona	L	74-87	11812	(17) NELSON, Grant	(7) WAGUE, Mohamed
12/23/2023	Eastern Ky.	W	111-67	9950	(19) NELSON, Grant	(10) PRINGLE, Nick
					(19) GRIFFEN, Rylan	
12/30/2023	vs Liberty	W	101-56	6912	(19) WRIGHTSELL JR., Latrell	(10) ESTRADA, Aaron
01/06/2024	at Vanderbilt	W	78-75	8703	(21) SEARS, Mark	(7) ESTRADA, Aaron

Attendance Summary

	Games	Attend	Avg/Game
Home	7	70484	10069
Away	2	26104	13052
Neutral	5	26944	5389
Total	14	123532	8824

ALABAMA OPPONENT GAME-BY-GAME



2023-24 Alabama Men's Basketball
Opponents Game-by-Game
All games

Opponent	Date	Score	W	Total		3-Pointers		Free throws		Rebounds										
				FG-FGA	PCT	3FG-3FGA	PCT	FT-FTA	PCT	OFF	DEF	TOT	AVG	PF	A	TO	BLK	STL	PTS	AVG
Morehead St.	11/06/2023	105-73	W	27-63	.429	7-23	.304	12-19	.632	14	16	30	30.0	25	7	15	3	6	73	73.0
Indiana St.	11/10/2023	102-80	W	27-53	.509	10-26	.385	16-26	.615	4	21	25	27.5	24	10	13	2	8	80	76.5
South Alabama	11/14/2023	102-46	W	14-61	.230	5-29	.172	13-21	.619	13	14	27	27.3	21	6	12	2	6	46	66.3
Mercer	11/17/2023	98-67	W	26-64	.406	3-14	.214	12-23	.522	10	20	30	28.0	24	7	9	4	6	67	66.5
vs Ohio St.	11/24/2023	81-92	L	27-50	.540	10-18	.556	28-30	.933	7	25	32	28.8	24	10	14	1	9	92	71.6
vs Oregon	11/25/2023	99-91	W	36-69	.522	7-20	.350	12-15	.800	11	17	28	28.7	24	20	13	5	9	91	74.8
Clemson	11/28/2023	77-85	L	32-60	.533	11-21	.524	10-15	.667	8	33	41	30.4	22	12	11	7	4	85	76.3
Arkansas St.	12/04/2023	89-65	W	22-65	.338	6-30	.200	15-21	.714	15	25	40	31.6	19	10	15	7	5	65	74.9
vs Purdue	12/09/2023	86-92	L	30-62	.484	8-18	.444	24-28	.857	13	24	37	32.2	15	22	9	2	9	92	76.8
at Creighton	12/16/2023	82-85	L	29-52	.558	6-18	.333	21-29	.724	7	25	32	32.2	16	14	11	5	1	85	77.6
vs Arizona	12/20/2023	74-87	L	28-65	.431	4-17	.235	27-37	.730	17	31	48	33.6	20	14	14	3	13	87	78.5
Eastern Ky.	12/23/2023	111-67	W	24-71	.338	8-29	.276	11-17	.647	13	26	39	34.1	17	8	13	5	7	67	77.5
vs Liberty	12/30/2023	101-56	W	21-63	.333	10-35	.286	4-6	.667	9	15	24	33.3	17	15	9	1	2	56	75.8
at Vanderbilt	01/06/2024	78-75	W	26-65	.400	7-26	.269	16-20	.800	11	23	34	33.4	17	6	9	3	10	75	75.8
Total		1061		369-863	.428	102-324	.315	221-307	.720	152	315	467	33.4	285	161	167	50	95	1061	75.8
Alabama		1285		430-873	.493	161-412	.391	264-342	.772	173	391	564	40.3	261	228	163	61	105	1285	91.8

Opponents Averages

Games Played	Points/game	FG Pct	3FG Pct	FT Pct	Rebounds/game	Assists/game	Turnovers/game	Assist/Turnover ratio	Steals/game	Blocks/game
14	75.8	42.8	31.5	72.0	33.4	11.5	11.9	1.0	6.8	3.6

ALABAMA POINTS-REBOUNDS-ASSISTS



2023-24 Alabama Men's Basketball
Points-rebounds-assists
All games

Opponent	Date	Score		1	2	3	4	10	11	12	15	23	24	31
				SEARS, MARK	NELSON, GRA	GRIFFEN, RY	COSBY JR.,	DILOBATE, M	WAGUE, MOHA	WRIGHTSELL	STEVENSON,	PRINGLE, NI	WALTERS, SA	SCHARNOWSK
Morehead St.	11/06/2023	105-73	W	13-4-5	24-7-1	9-4-3	3-0-1	5-2-0	4-3-1	5-1-0	12-5-0	5-4-2	7-2-0	0-1-0
Indiana St.	11/10/2023	102-80	W	24-3-3	20-8-2	3-1-0	0-0-1	0-2-0	6-5-0	8-3-2	10-4-0	2-4-0	2-3-0	0-0-0
South Alabama	11/14/2023	102-46	W	17-5-5	6-5-6	7-2-0	8-1-2	2-1-1	10-7-2	6-1-2	5-4-2	12-7-0	16-4-1	3-1-0
Mercer	11/17/2023	98-67	W	24-6-6	5-7-1	9-2-1	8-4-1	3-2-0	1-3-1	3-3-2	14-3-0	14-6-0	7-4-0	0-0-0
vs Ohio St.	11/24/2023	81-92	L	17-4-4	20-6-2	5-1-0	DNP	DNP	2-1-0	9-1-0	3-3-0	1-4-0	3-0-0	DNP
vs Oregon	11/25/2023	99-91	W	27-7-3	11-8-1	17-2-3	0-0-0	DNP	2-2-2	9-7-2	4-5-0	4-1-0	3-2-0	DNP
Clemson	11/28/2023	77-85	L	23-4-3	14-8-1	6-5-2	DNP	DNP	6-3-0	5-4-1	0-1-1	4-5-2	3-0-1	DNP
Arkansas St.	12/04/2023	89-65	W	13-3-6	12-1-2	8-3-2	9-5-1	3-1-0	12-7-1	3-4-2	13-4-0	DNP	5-3-1	DNP
vs Purdue	12/09/2023	86-92	L	35-4-1	11-7-5	8-7-5	DNP	0-0-0	11-1-3	9-4-1	1-1-1	0-1-1	6-0-0	DNP
at Creighton	12/16/2023	82-85	L	19-4-1	13-5-0	13-4-2	2-1-0	DNP	3-2-0	0-2-2	7-2-1	15-7-0	2-3-0	DNP
vs Arizona	12/20/2023	74-87	L	12-6-3	17-5-2	4-6-1	DNP	0-0-0	5-7-0	2-1-0	2-3-0	6-4-0	15-2-0	DNP
Eastern Ky.	12/23/2023	111-67	W	11-2-5	19-2-5	19-6-3	12-1-1	0-1-1	9-4-0	9-3-3	0-0-1	6-10-0	12-6-3	0-0-0
vs Liberty	12/30/2023	101-56	W	16-4-4	12-5-3	10-3-2	3-1-0	1-3-1	6-4-0	19-4-2	9-2-0	2-3-0	10-4-1	0-0-0
at Vanderbilt	01/06/2024	78-75	W	21-4-3	9-5-1	16-4-1	DNP	1-1-0	0-3-1	11-1-1	5-4-0	2-4-0	8-2-0	DNP
Opponent	Date	Score		32	55									
				SPEARS, KAI	ESTRADA, AA									
Morehead St.	11/06/2023	105-73	W	2-0-1	16-3-3									
Indiana St.	11/10/2023	102-80	W	DNP	27-5-6									
South Alabama	11/14/2023	102-46	W	2-1-0	8-7-0									
Mercer	11/17/2023	98-67	W	0-0-0	10-1-4									
vs Ohio St.	11/24/2023	81-92	L	DNP	21-3-4									
vs Oregon	11/25/2023	99-91	W	DNP	22-4-4									
Clemson	11/28/2023	77-85	L	DNP	16-5-1									
Arkansas St.	12/04/2023	89-65	W	DNP	11-6-2									
vs Purdue	12/09/2023	86-92	L	DNP	5-5-3									
at Creighton	12/16/2023	82-85	L	DNP	8-5-4									
vs Arizona	12/20/2023	74-87	L	DNP	11-1-6									
Eastern Ky.	12/23/2023	111-67	W	2-0-0	12-8-7									
vs Liberty	12/30/2023	101-56	W	0-0-0	13-10-9									
at Vanderbilt	01/06/2024	78-75	W	DNP	5-7-6									

ALABAMA - GAME HIGHS



2023-24 Alabama Men's Basketball
Team High/Low Analysis
All games

Page 1/4
as of Jan 06, 2024

Alabama - Game Highs

POINTS	111	Eastern Ky. (12/23/2023)
	105	Morehead St. (11/06/2023)
	102	South Alabama (11/14/2023)
	102	Indiana St. (11/10/2023)
	101	vs Liberty (N) (12/30/2023)
FIELD GOALS MADE	40	Eastern Ky. (12/23/2023)
	35	vs Liberty (N) (12/30/2023)
	35	at Creighton (12/16/2023)
	35	Mercer (11/17/2023)
FIELD GOAL ATTEMPTS	75	at Creighton (12/16/2023)
	69	Eastern Ky. (12/23/2023)
FIELD GOAL PERCENTAGE	.618 (34-55)	South Alabama (11/14/2023)
	.583 (35-60)	vs Liberty (N) (12/30/2023)
	.583 (35-60)	Mercer (11/17/2023)
3 PT FG MADE	19	Eastern Ky. (12/23/2023)
	19	vs Purdue (N) (12/09/2023)
3 PT FG ATTEMPTS	46	vs Purdue (N) (12/09/2023)
	40	vs Arizona (N) (12/20/2023)
3 PT FG PERCENTAGE	.565 (13-23)	Indiana St. (11/10/2023)
	.522 (12-23)	South Alabama (11/14/2023)
FREE THROWS MADE	31	Morehead St. (11/06/2023)
	26	vs Oregon (N) (11/25/2023)
FREE THROW ATTEMPTS	38	Morehead St. (11/06/2023)
	30	South Alabama (11/14/2023)
FREE THROW PERCENTAGE	.929 (26-28)	vs Oregon (N) (11/25/2023)
	.852 (23-27)	Indiana St. (11/10/2023)
REBOUNDS	49	South Alabama (11/14/2023)
	46	vs Liberty (N) (12/30/2023)
	46	Eastern Ky. (12/23/2023)
ASSISTS	29	Eastern Ky. (12/23/2023)
	22	vs Liberty (N) (12/30/2023)
STEALS	13	Morehead St. (11/06/2023)
	10	vs Arizona (N) (12/20/2023)
	10	Arkansas St. (12/04/2023)
BLOCKED SHOTS	8	Arkansas St. (12/04/2023)
	7	South Alabama (11/14/2023)
	7	Indiana St. (11/10/2023)
TURNOVERS	18	vs Arizona (N) (12/20/2023)
	16	at Vanderbilt (01/06/2024)
	16	vs Oregon (N) (11/25/2023)
FOULS	26	vs Ohio St. (N) (11/24/2023)
	25	vs Arizona (N) (12/20/2023)
	25	at Creighton (12/16/2023)
	25	vs Purdue (N) (12/09/2023)

ALABAMA - GAME LOWS



2023-24 Alabama Men's Basketball
Team High/Low Analysis
All games

Page 3/4
as of Jan 06, 2024

Alabama - Game Lows

POINTS	74	vs Arizona (N) (12/20/2023)
	77	Clemson (11/28/2023)
	78	at Vanderbilt (01/06/2024)
	81	vs Ohio St. (N) (11/24/2023)
	82	at Creighton (12/16/2023)
FIELD GOALS MADE	22	vs Arizona (N) (12/20/2023)
	23	Clemson (11/28/2023)
FIELD GOAL ATTEMPTS	53	at Vanderbilt (01/06/2024)
	55	South Alabama (11/14/2023)
FIELD GOAL PERCENTAGE	.338 (22-65)	vs Arizona (N) (12/20/2023)
	.343 (23-67)	Clemson (11/28/2023)
3 PT FG MADE	4	at Creighton (12/16/2023)
	8	vs Arizona (N) (12/20/2023)
	8	Mercer (11/17/2023)
3 PT FG ATTEMPTS	19	Mercer (11/17/2023)
	22	at Creighton (12/16/2023)
3 PT FG PERCENTAGE	.182 (4-22)	at Creighton (12/16/2023)
	.200 (8-40)	vs Arizona (N) (12/20/2023)
FREE THROWS MADE	8	at Creighton (12/16/2023)
	9	vs Purdue (N) (12/09/2023)
FREE THROW ATTEMPTS	13	at Creighton (12/16/2023)
	14	vs Purdue (N) (12/09/2023)
FREE THROW PERCENTAGE	.600 (12-20)	Eastern Ky. (12/23/2023)
	.615 (8-13)	at Creighton (12/16/2023)
REBOUNDS	24	vs Ohio St. (N) (11/24/2023)
	32	vs Purdue (N) (12/09/2023)
ASSISTS	10	at Creighton (12/16/2023)
	10	vs Ohio St. (N) (11/24/2023)
STEALS	5	at Vanderbilt (01/06/2024)
	5	at Creighton (12/16/2023)
	5	vs Purdue (N) (12/09/2023)
	5	vs Ohio St. (N) (11/24/2023)
BLOCKED SHOTS	1	at Creighton (12/16/2023)
	2	Mercer (11/17/2023)
TURNOVERS	4	at Creighton (12/16/2023)
	7	Clemson (11/28/2023)
FOULS	11	Eastern Ky. (12/23/2023)
	15	at Vanderbilt (01/06/2024)
	15	Clemson (11/28/2023)

OPPONENT - GAME HIGHS



2023-24 Alabama Men's Basketball
Team High/Low Analysis
All games

Page 2/4
as of Jan 06, 2024

Opponent - Game Highs

POINTS	92	vs Purdue (N) (12/09/2023)
	92	vs Ohio St. (N) (11/24/2023)
	91	vs Oregon (N) (11/25/2023)
	87	vs Arizona (N) (12/20/2023)
	85	at Creighton (12/16/2023)
	85	Clemson (11/28/2023)
FIELD GOALS MADE	36	vs Oregon (N) (11/25/2023)
	32	Clemson (11/28/2023)
FIELD GOAL ATTEMPTS	71	Eastern Ky. (12/23/2023)
	69	vs Oregon (N) (11/25/2023)
FIELD GOAL PERCENTAGE	.558 (29-52)	at Creighton (12/16/2023)
	.540 (27-50)	vs Ohio St. (N) (11/24/2023)
3 PT FG MADE	11	Clemson (11/28/2023)
	10	vs Liberty (N) (12/30/2023)
	10	vs Ohio St. (N) (11/24/2023)
	10	Indiana St. (11/10/2023)
3 PT FG ATTEMPTS	35	vs Liberty (N) (12/30/2023)
	30	Arkansas St. (12/04/2023)
3 PT FG PERCENTAGE	.556 (10-18)	vs Ohio St. (N) (11/24/2023)
	.524 (11-21)	Clemson (11/28/2023)
FREE THROWS MADE	28	vs Ohio St. (N) (11/24/2023)
	27	vs Arizona (N) (12/20/2023)
FREE THROW ATTEMPTS	37	vs Arizona (N) (12/20/2023)
	30	vs Ohio St. (N) (11/24/2023)
FREE THROW PERCENTAGE	.933 (28-30)	vs Ohio St. (N) (11/24/2023)
	.857 (24-28)	vs Purdue (N) (12/09/2023)
REBOUNDS	48	vs Arizona (N) (12/20/2023)
	41	Clemson (11/28/2023)
ASSISTS	22	vs Purdue (N) (12/09/2023)
	20	vs Oregon (N) (11/25/2023)
STEALS	13	vs Arizona (N) (12/20/2023)
	10	at Vanderbilt (01/06/2024)
BLOCKED SHOTS	7	Arkansas St. (12/04/2023)
	7	Clemson (11/28/2023)
TURNOVERS	15	Arkansas St. (12/04/2023)
	15	Morehead St. (11/06/2023)
FOULS	25	Morehead St. (11/06/2023)
	24	vs Oregon (N) (11/25/2023)
	24	vs Ohio St. (N) (11/24/2023)
	24	Mercer (11/17/2023)
	24	Indiana St. (11/10/2023)

OPPONENT - GAME LOWS



2023-24 Alabama Men's Basketball
Team High/Low Analysis
All games

Page 4/4
as of Jan 06, 2024

Opponent - Game Lows

POINTS	46	South Alabama (11/14/2023)
	56	vs Liberty (N) (12/30/2023)
	65	Arkansas St. (12/04/2023)
	67	Eastern Ky. (12/23/2023)
	67	Mercer (11/17/2023)
FIELD GOALS MADE	14	South Alabama (11/14/2023)
	21	vs Liberty (N) (12/30/2023)
FIELD GOAL ATTEMPTS	50	vs Ohio St. (N) (11/24/2023)
	52	at Creighton (12/16/2023)
FIELD GOAL PERCENTAGE	.230 (14-61)	South Alabama (11/14/2023)
	.333 (21-63)	vs Liberty (N) (12/30/2023)
3 PT FG MADE	3	Mercer (11/17/2023)
	4	vs Arizona (N) (12/20/2023)
3 PT FG ATTEMPTS	14	Mercer (11/17/2023)
	17	vs Arizona (N) (12/20/2023)
3 PT FG PERCENTAGE	.172 (5-29)	South Alabama (11/14/2023)
	.200 (6-30)	Arkansas St. (12/04/2023)
FREE THROWS MADE	4	vs Liberty (N) (12/30/2023)
	10	Clemson (11/28/2023)
FREE THROW ATTEMPTS	6	vs Liberty (N) (12/30/2023)
	15	Clemson (11/28/2023)
	15	vs Oregon (N) (11/25/2023)
FREE THROW PERCENTAGE	.522 (12-23)	Mercer (11/17/2023)
	.615 (16-26)	Indiana St. (11/10/2023)
REBOUNDS	24	vs Liberty (N) (12/30/2023)
	25	Indiana St. (11/10/2023)
ASSISTS	6	at Vanderbilt (01/06/2024)
	6	South Alabama (11/14/2023)
STEALS	1	at Creighton (12/16/2023)
	2	vs Liberty (N) (12/30/2023)
BLOCKED SHOTS	1	vs Liberty (N) (12/30/2023)
	1	vs Ohio St. (N) (11/24/2023)
TURNOVERS	9	at Vanderbilt (01/06/2024)
	9	vs Liberty (N) (12/30/2023)
	9	vs Purdue (N) (12/09/2023)
	9	Mercer (11/17/2023)
FOULS	15	vs Purdue (N) (12/09/2023)
	16	at Creighton (12/16/2023)

ALABAMA SEASON STATS



2023-24 Alabama Men's Basketball
Combined Team Statistics
All games

Page 1/1
as of Jan 06, 2024

Game Records

Record	Overall	Home	Away	Neutral
ALL GAMES	9-5	6-1	1-1	2-3
CONFERENCE	1-0	0-0	1-0	0-0
NON-CONFERENCE	8-5	6-1	0-1	2-3

Score by Periods

Team	1st	2nd	OT	TOT
Alabama	649	636	0	1285
Opponents	489	572	0	1061

Team Box Score

No.	Player	Total			3-Point		F-Throw		Rebounds				Other				PTS	AVG				
		GP-GS	MIN	AVG	FG-FGA	FG%	3FG-3FGA	3FG%	FT-FTA	FT%	OFF	DEF	TOT	AVG	PF	DQ			A	TO	BLK	STL
1	SEARS, Mark	14-14	417:29	29.8	87-164	.530	34-73	.466	64-80	.800	16	44	60	4.3	28	0	52	28	2	21	272	19.4
2	NELSON, Grant	14-14	362:37	25.9	63-139	.453	17-63	.270	50-57	.877	19	60	79	5.6	36	0	32	20	19	9	193	13.8
55	ESTRADA, Aaron	14-14	389:58	27.9	70-157	.446	23-62	.371	22-26	.846	18	52	70	5.0	25	0	59	31	5	21	185	13.2
3	GRIFFEN, Rylan	14-13	346:38	24.8	43-87	.494	19-51	.373	29-37	.784	13	37	50	3.6	19	0	25	17	4	5	134	9.6
24	WALTERS, Sam	14-0	188:52	13.5	30-53	.566	18-35	.514	21-25	.840	6	29	35	2.5	28	3	7	9	1	6	99	7.1
12	WRIGHTSELL JR., Latrell	14-1	305:24	21.8	30-71	.423	24-53	.453	14-14	1.000	7	32	39	2.8	22	1	20	8	1	14	98	7.0
15	STEVENSON, Jarin	14-0	234:02	16.7	30-65	.462	12-39	.308	13-17	.765	10	31	41	2.9	21	0	6	19	6	2	85	6.1
23	PRINGLE, Nick	13-6	197:12	15.2	30-40	.750	0-0	.000	13-30	.433	26	34	60	4.6	29	3	5	7	9	6	73	5.6
11	WAGUE, Mohamed	14-8	177:53	12.7	28-44	.636	1-1	1.000	20-26	.769	30	22	52	3.7	40	3	11	17	10	14	77	5.5
4	COSBY JR., Davin	9-0	102:17	11.4	14-36	.389	12-31	.387	5-6	.833	1	12	13	1.4	6	0	7	4	1	5	45	5.0
10	DIIOBATE, Mouhamed	10-0	58:01	5.8	3-14	.214	1-3	.333	8-19	.421	6	7	13	1.3	3	0	3	1	3	2	15	1.5
32	SPEARS, Kai	5-0	09:00	1.8	1-2	.500	0-1	.000	4-4	1.000	0	1	1	0.2	2	0	1	1	0	0	6	1.2
31	SCHARNOWSKI, Max	6-0	10:37	1.8	1-1	1.000	0-0	.000	1-1	1.000	2	0	2	0.3	2	0	0	0	0	0	3	0.5
Team											19	30	49					1				
Total		14	2800		430-873	.493	161-412	.391	264-342	.772	173	391	564	40.3	261	10	228	163	61	105	1285	91.8
Opponents		14	2800		369-863	.428	102-324	.315	221-307	.720	152	315	467	33.4	285	3	161	167	50	95	1061	75.8

Team Statistics

	BAMA	OPP
Scoring	1285	1061
Points per game	91.8	75.8
Scoring margin	+16.0	-
Field goals-att	430-873	369-863
Field goal pct	.493	.428
3 point fg-att	161-412	102-324
3-point FG pct	.391	.315
3-pt FG made per game	11.5	7.3
Free throws-att	264-342	221-307
Free throw pct	.772	.720
F-Throws made per game	18.9	15.8
Rebounds	564	467
Rebounds per game	40.3	33.4
Rebounding margin	+6.9	-
Assists	228	161
Assists per game	16.3	11.5
Turnovers	163	167
Turnovers per game	11.6	11.9
Turnover margin	+0.3	-
Assist/turnover ratio	1.4	1.0
Steals	105	95
Steals per game	7.5	6.8
Blocks	61	50
Blocks per game	4.4	3.6
Winning streak	3	-
Home win streak	2	-
Attendance	70484	26104
Home games-Avg/Game	7-10069	2-13052
Neutral site-Avg/Game	-	5-5389

Team Results

Date	Opponent		Score	Att.
11/06/2023	Morehead St.	W	105-73	9078
11/10/2023	Indiana St.	W	102-80	10900
11/14/2023	South Alabama	W	102-46	9828
11/17/2023	Mercer	W	98-67	10300
11/24/2023	vs Ohio St.	L	81-92	2196
11/25/2023	vs Oregon	W	99-91	2196
11/28/2023	Clemson	L	77-85	10725
12/04/2023	Arkansas St.	W	89-65	9703
12/09/2023	vs Purdue	L	86-92	3828
12/16/2023	at Creighton	L	82-85	17401
12/20/2023	vs Arizona	L	74-87	11812
12/23/2023	Eastern Ky.	W	111-67	9950
12/30/2023	vs Liberty	W	101-56	6912
01/06/2024	at Vanderbilt	W	78-75	8703


2023-24 RADIO/TV CHART



KRIS PARKER
GUARD Fr. • 6-9 • 195
 Tallahassee, Fla.
 (Crossroad Academy)



MARK SEARS
GUARD Sr. • 6-1 • 185
 Muscle Shoals, Ala.
 (Ohio/Hargrave Military Academy)



GRANT NELSON
FORWARD Sr. • 6-11 • 230
 Devils Lake, N.D.
 (Devils Lake HS North Dakota State)



RYLAN GRIFFIN
GUARD So. • 6-6 • 190
 Dallas, Texas
 (Richardson HS)



DAVIN COSBY JR.
GUARD Fr. • 6-5 • 205
 Richmond, Va.
 (Word of God Christian Academy)



MOUHAMED DIOUBATE
FORWARD Fr. • 6-7 • 215
 Queens, N.Y.
 (Putnam Science Academy)



MOHAMED WAGUE
FORWARD Jr. • 6-10 • 225
 Bronx, N.Y.
 (West Virginia/Harcum College)



LATRELL WRIGHTSELL JR.
GUARD Sr. • 6-3 • 190
 Omaha, Neb.
 (Omaha Central HS/Cal State Fullerton)



JARIN STEVENSON
FORWARD Fr. • 6-11 • 210
 Chapel Hill, N.C.
 (Seaforth HS)




NICK PIRNGLE
FORWARD Sr. • 6-10 • 230
 Seabrook, S.C.
 (Dodge City CC/Wofford/Whale Branch HS)




SAM WALTERS
FORWARD Fr. • 6-10 • 198
 The Villages, Fla.
 (Villages Charter School)



MAX SCHARNOWSKI
FORWARD Sr. • 6-6 • 205
 Elgin, Ill.
 (Wheaton Academy)



KAI SPEARS
GUARD So. • 6-2 • 160
 Pittsburgh, Pa.
 (Bishop Canevin HS)



WARD HARRELL
FORWARD Fr. • 6-7 • 220
 New Braunfels, Texas
 (New Braunfels HS)



AARON ESTRADA
GUARD Gr. • 6-3 • 190
 Woodbury, N.J.
 (Hofstra/Oregon/St. Peter's)



NATE OATS
HEAD COACH
 5th Season



AUSTIN CLAUNCH
ASSISTANT COACH
 1st Season



RYAN PANNONE
ASSISTANT COACH
 1st Season



PRESTON MURPHY
ASSISTANT COACH
 1st Season