



SOUTH CAROLINA WOMEN'S BASKETBALL

Dir. Communications/PR: Diana Koval | Office: 803.777.7977 | Cell: 314.369.6050 | Email: dkoval@mailbox.sc.edu
 Web: www.GamecocksOnline.com | Twitter: @GamecockWBB | Instagram: @GamecockWBB | TikTok: @GamecockWBB | Facebook: @GamecockWBB

#1/1 SOUTH CAROLINA (17-0, 5-0) AT #9/9 LSU (18-2, 5-1)
 JANUARY 25, 2024 – 8 PM ET – BATON ROUGE, LA. – PETE MARAVICH CENTER

HOW TO FOLLOW

TV: ESPN (Ryan Ruocco, Rebecca Lobo, Holly Rowe)
 Radio: 107.5 FM/SiriusXM Ch. 83 (Brad Muller)
 Live Stats: StatBroadcast.com

THE MATCHUP

GAMECOCKS

17-0, 5-0 SEC

Ranking: 1/1 (AP/Coaches)

Head Coach: Dawn Staley

Record at SC: 419-106 (16th)

Career Record: 591-186 (24th)

Top Scorer: Kamilla Cardoso (13.3)

Top Rebounder: Kamilla Cardoso (10.7)



TIGERS

18-2, 5-1 SEC

Ranking: 9/9 (AP/Coaches)

Head Coach: Kim Mulkey

Record at LSU: 78-10 (3rd)

Career Record: 710-114 (24th)

Top Scorer: Angel Reese (19.9)

Top Rebounder: Angel Reese (12.1)



THE SERIES

South Carolina Record: 18-22

H: 9-10 A: 7-12 N: 2-0

Current Streak: Won 14

Last Meeting: W, 88-64, 2/12/23, in Columbia

First Meeting: L, 57-62, 1/4/92, in Baton Rouge

GAMECOCK NOTABLES

- South Carolina's four wins over ranked opponents are tied for second most in the nation and have come by an average of 20.8 points. The Gamecocks' seven wins over NET top-50 teams lead the nation.
- Higher field goal percentages mean fewer offensive rebounds available, but the Gamecocks are 11th in the nation in offensive rebounding rate at 40.0 percent. They turn their 13.6 offensive boards per game into 16.5 second-chance points per outing.
- South Carolina leads the nation in both field goal percentage (.526) and field goal percentage defense (.294). It leads the nation in 3-point percentage (.441) and is fifth in 3-point percentage defense (.258). In SEC action, they lead the league in all three categories – .547 FG%, .318 FG% defense, .514 3FG%.
- No Gamecock plays more than 27.5 minutes per game, and eight average at last 15.0 minutes.
- South Carolina's 19.9 assists per game are fifth in the nation. Its 17.8 assists per SEC game lead the league.
- National Player of the Year candidate Kamilla Cardoso is 15th in the nation with 10 double-doubles this season, including five in the last six games. Against ranked opponents, she averages 13.8 points and 11.0 rebounds with 62.9 percent shooting to go with 3.0 blocks per game.
- Lieberman Award Top 10 selection Te-Hina Paopao is the nation's top 3-point percentage shooter (.558). The Gamecocks' second-leading scorer (12.5 ppg) on the season is their top scorer against ranked opponents (14.3 ppg). Her 4.0 assists per game are ninth in the SEC, and her 2.4 assist-to-turnover ratio is fifth.
- Sophomore Raven Johnson is fifth in the nation in assist-to-turnover ratio with an SEC-best mark of 3.4. She is enjoying the best shooting of her career en route to 9.3 points per game, which is more than double her average of last season.

SCHEDULE/RESULTS

<i>Aflac Oui-Play (Paris, France)</i>		
Nov. 6	vs. #10/10 Notre Dame (ESPN)	W, 100-71
Nov. 12	#14/11 Maryland (ABC)	W, 114-76
Nov. 16	Clemson (SECN)	W, 109-40
Nov. 20	South Dakota State (SECN+)	W, 78-38
Nov. 24	Miss. Valley St. (SECN+)	W, 101-19
<i>ACC/SEC Challenge</i>		
Nov. 30	at #24/24 North Carolina (ESPN)	W, 65-58
<i>Jimmy V Classic</i>		
Dec. 3	at Duke (ABC)	W, 77-61
Dec. 6	Morgan State (SECN+)	W, 104-38
<i>Basketball Hall of Fame Showcase (Uncasville, CT)</i>		
Dec. 10	vs. #11/7 Utah (ESPN)	W, 78-69
Dec. 16	Presbyterian (SECN+)	W, 99-29
Dec. 19	at Bowling Green (ESPN+)	W, 93-62
Dec. 30	at East Carolina (ESPN2)	W, 73-36
Jan. 4	at Florida* (SECN)	W, 89-66
Jan. 7	Mississippi State* (ESPN)	W, 85-66
Jan. 11	at Missouri* (SECN+)	W, 81-57
Jan. 15	Kentucky* (SECN)	W, 98-36
Jan. 21	at Texas A&M* (SECN)	W, 99-64
Jan. 25	at LSU* (ESPN)	8 p.m.
Jan. 28	Vanderbilt* (SECN) <i>We Back Pat</i>	3 p.m.
Feb. 1	at Auburn* (SECN+)	8 p.m.
Feb. 4	Ole Miss* (ESPN2) <i>Play 4 Kay</i>	2 p.m.
Feb. 8	Missouri* (SECN)	7 p.m.
Feb. 11	Connecticut (ESPN)	2 p.m.
Feb. 15	at Tennessee* (ESPN)	7 p.m.
Feb. 18	Georgia* (ABC)	1 p.m.
Feb. 22	Alabama* (SECN)	7 p.m.
Feb. 25	at Kentucky* (SECN)	3 p.m.
Feb. 29	at Arkansas* (SECN)	9 p.m.
Mar. 3	Tennessee* (ESPN)	Noon
Mar. 6-8	SEC Tournament (Greenville, SC)	

* indicates SEC game
 All Times Listed as Eastern and are subject to change
 Television outlet listed in parentheses

3

The SEC's three top field goal percentage shooters in league play are Gamecocks – Te-Hina Paopao, Bree Hall, Kamilla Cardoso.

+26.4












The Gamecocks have out-scored their SEC opponents in the paint by 26.4 points per game.

35.0

South Carolina's bench scores 35.0 points per game, including 33.6 per SEC and 33.0 per game against ranked teams.

TALE OF THE TAPE

SOUTH CAROLINA	90.8	.526	.441	7.2	.673	12.6	52.1	+38.6	.284	.258	+15.2	19.9	+3.1	8.9	9.2
	Points	FG%	3FG%	3FGM per Game	FT%	FTM per Game	Scoring Def.	Scoring Margin	FG% Def.	3FG% Def.	Reb. Margin	Assist Avg.	TO Margin	Blocks Avg.	Steals Avg.
LSU	91.7	.487	.333	4.4	.737	22.2	61.5	+30.2	.362	.293	+16.0	17.8	+6.7	5.6	12.0

0		<p>Te-Hina Paopao <i>tuh-HEE-nuh POW-pow</i></p> <p>5-9 • Sr. • Guard Oceanside, Calif.</p>	<p>Season</p> <p>PPG 12.5 APG 4.0 FG% .541 3FG% .558 FT% .813</p>	<p>Career*</p> <p>12.5 3.7 .436 .409 .861</p>	<p>LAST GM: 10 pts, 5 assts at TAM</p> <p>NOTABLE: Good court vision and shooter ... 1st in NCAA in 3FG%; in SEC, 2nd in 3s/gm (2.7), 5th in A:TO (2.4), 9th in apg ... Nancy Lieberman Award, Wooden Award Watch List ... Preseason All-SEC 2nd Team.</p>	<p>Career Highs</p> <p>Pts: 28 vs. Stanford, 3/2/23[*] Reb: 9 vs. Stanford, 2/15/21[*] Asst: 10 vs. USD, 3/23/23[*] Stl: 4, 2x, vs. Seatt., 11/12/22[*] 3FG: 7, 2x, vs. Stan., 3/23/23[*]</p>
2		<p>Ashlyn Watkins <i>ASH-lynn</i></p> <p>6-3 • So. • Forward Columbia, S.C.</p>	<p>Season</p> <p>PPG 8.9 RPG 7.0 BPG 2.8 FG% .556 FT% .538</p>	<p>Career</p> <p>6.3 4.4 1.5 .559 .500</p>	<p>LAST GM: 4 pts, 6 rebs, 1 blk at TAM</p> <p>NOTABLE: Strong, effortlessly athletic ... developing midrange ... 9th in NCAA in blks/gm; in SEC 12th in rpg, 12th in off rpg (2.6) ... 3 double-doubles ... in SEC games—10th in rpg (7.6).</p>	<p>Career Highs</p> <p>Pts: 16 vs. Cstl. Car., 12/21/22 Reb: 12 vs. Presby., 12/16/23 Blk: 6, 2x, at Florida, 1/4/24 Asst: 3, 3x, vs. Ky., 1/15/24 Stl: 4 vs. S. Dakota St., 11/20/23</p>
5		<p>Tessa Johnson</p> <p>6-0 • Fr. • Guard Albertville, Minn.</p>	<p>Season</p> <p>PPG 5.5 RPG 1.3 APG 1.0 FG% .468 3FG% .423</p>	<p>Career</p> <p>5.5 1.3 1.0 .468 .423</p>	<p>LAST GM: 1 asst, 4 mins at TAM</p> <p>NOTABLE: Outside scoring threat, growing defensively ... 4 gms of 10+ pts ... #25 in 2023 Class ... McDonald's All-American (won 3-pt contest), MGBCA Miss Basketball.</p>	<p>Career Highs</p> <p>Pts: 16 vs. Morgan St., 12/6/23 Reb: 7 vs. Maryland, 11/12/23 Asst: 4 vs. Maryland, 11/12/23 Stl: 3 vs. Maryland, 11/12/23 3FG: 3 vs. Presby., 12/16/23</p>
10		<p>Kamilla Cardoso <i>kuh-MILL-uh car-DOE-zo</i></p> <p>6-7 • Sr. • Center Montes Claros, Brazil</p>	<p>Season</p> <p>PPG 13.3 RPG 10.7 BPG 2.9 FG% .611 FT% .698</p>	<p>Career*</p> <p>9.9 7.8 2.1 .572 .670</p>	<p>LAST GM: 17 pts, 13 rebs, 2 blks at TAM</p> <p>NOTABLE: Dominant on both ends ... 9 dbl-dbls ... 7th in NCAA in bpg, 17th in rpg, 16th in FG% ... all NPOY & Lisa Leslie watch lists ... 2023 FIBA AmeriCup MVP ... 2023 SEC 6th Woman of the Year.</p>	<p>Career Highs</p> <p>Pts: 25 vs. Lincoln, 12/2/20[*] Reb: 16, 2x, vs. Ark., 1/22/23[*] Assts: 6, 2x, vs. Miss. St., 1/7/24 Blk: 9 vs. Notre Dame, 1/31/21[*] Stl: 2, 7x, at Duke, 12/3/23[*]</p>
12		<p>MiLaysia Fulwiley <i>my-LAY-zhuh full-WHY-lee</i></p> <p>5-10 • Fr. • Guard Columbia, S.C.</p>	<p>Season</p> <p>PPG 11.7 RPG 3.0 APG 2.4 FG% .481 FT% .339</p>	<p>Career</p> <p>11.7 3.0 2.4 .481 .339</p>	<p>LAST GM: 21 pts, 3 assts, 3 3FGs at TAM</p> <p>NOTABLE: Called a “generational player” by Staley ... gifted athlete who soaks up coaching ... 3rd on team in ppg ... 13th in SEC in bpg (1.1) ... #13 in Class of 2023 ... HS All-American ... 4x SCBCA Plyr of the Yr.</p>	<p>Career Highs</p> <p>Pts: 21 at Texas A&M, 1/21/24 Reb: 9, 2x, at ECU, 12/30/23 Asst: 6, 2x, last vs. MSU, 12/6/23 Stl: 6 vs. Notre Dame, 11/6/23 3FG: 4 vs. Clemson, 11/16/23</p>
20		<p>Sania Feagin <i>suh-NYE-uh FAY-ghin</i></p> <p>6-3 • Jr. • Forward Ellenwood, Ga.</p>	<p>Season</p> <p>PPG 6.3 RPG 3.6 BPG 0.5 FG% .568 FT% .609</p>	<p>Career</p> <p>3.9 2.3 0.5 .590 .642</p>	<p>LAST GM: 15 pts, 4 rebs, 2 blks at TAM</p> <p>NOTABLE: Can be physical inside, also worked on perimeter in offseason ... gaining confidence, playing more consistently ... 5 gms of 10+ points ... last 3 gms—11.0 ppg, .765 FG%</p>	<p>Career Highs</p> <p>Pts: 15, 2x, last at TAM, 1/21/24 Reb: 7, 3x, vs. CCU, 12/21/22 Asst: 4 at Missouri, 1/11/24 Blk: 3, 3x, vs. CCU, 12/21/22 Stl: 2 at Georgia, 2/13/22</p>
21		<p>Chloe Kitts</p> <p>6-2 • So. • Forward Ovideo, Fla.</p>	<p>Season</p> <p>PPG 10.1 RPG 6.6 BPG 0.6 FG% .537 FT% .683</p>	<p>Career</p> <p>5.7 4.1 0.3 .503 .662</p>	<p>LAST GM: 13 pts, 10 rebs, 5 assts at TAM</p> <p>NOTABLE: Tenacious, physical ... 17th in SEC in rpg ... 3 dbl-dbls, 10 gms of 10+ pts, 5 gms of 10+ rebs ... 2023 FIBA U19 World Cup gold ... early enrollee (Dec. 2022), ranked #17 in 2023 Class.</p>	<p>Career Highs</p> <p>Pts: 21 at BGSU, 12/19/23 Reb: 14 vs. Morgan St., 12/6/23 Asst: 5 at Texas A&M, 1/21/24 Blk: 2, 2x, vs. MVSU, 11/24/23 Stl: 2, 2x, last vs. UK, 1/15/24</p>
23		<p>Bree Hall</p> <p>6-0 • Jr. • Guard Dayton, Ohio</p>	<p>Season</p> <p>PPG 10.8 APG 1.1 FG% .504 3FG% .484 FT% .652</p>	<p>Career</p> <p>5.1 0.4 .414 .393 .631</p>	<p>LAST GM: 8 pts, 6 rebs, 3 assts at TAM</p> <p>NOTABLE: Tough defender, explosive going to the rim, solid shooter ... career best in all shooting %ages ... in SEC games, 13.2 ppg, rank 1st in league in 3FG% (.632), 2nd FG% (.610)</p>	<p>Career Highs</p> <p>Pts: 21 at Missouri, 1/11/24 Reb: 6, 2x, vs. USF, 3/19/23 Asst: 3, 4x, last at TAM, 1/21/24 Stl: 2, 3x, at Clem., 11/17/22 3FG: 4, 3x, at Missouri, 1/11/24</p>
24		<p>Sahnja Jah <i>suh-NYE-uh JAW</i></p> <p>6-0 • Fr. • Forward Alexandria, Va.</p>	<p>Season</p> <p>PPG 3.2 RPG 2.1 BPG 0.1 FG% .364 FT% .300</p>	<p>Career</p> <p>3.2 2.1 0.1 .364 .300</p>	<p>LAST GM: 1 pt, 11 mins at TAM</p> <p>NOTABLE: Incredibly athletic, fearless, competitive on both sides of the ball ... #40 overall in Class of 2023 ... WBCA Hon. Men. All-Amer. ... led Montverde to 2023 GEICO HS National Championship.</p>	<p>Career Highs</p> <p>Pts: 8 vs. Clemson, 11/16/23 Reb: 7 vs. MVSU, 11/24/23 Asst: 4 vs. MVSU, 11/24/23 Blk: 1 vs. S. Dakota St., 11/20/23 Stl: 2 vs. S. Dakota St., 11/20/23</p>
25		<p>Raven Johnson</p> <p>5-9 • So. • Guard Atlanta, Ga.</p>	<p>Season</p> <p>PPG 9.3 APG 5.3 FG% .526 3FG% .406 FT% .684</p>	<p>Career</p> <p>5.5 3.8 .432 .300 .667</p>	<p>LAST GM: 6 pts, 4 assts, 1 stl at TAM</p> <p>NOTABLE: Great instincts ... quick with ball and good decision maker ... career-high %ages ... 4th in NCAA in A:TO (3.4); 3rd in SEC in apg ... 2023 SEC All-Fr. Team ... 2023 FIBA AmeriCup silver medal.</p>	<p>Career Highs</p> <p>Pts: 18 vs. S. Dak. St., 11/20/23 Reb: 8, 2x, vs. MVSU, 11/24/23 Asst: 17 vs. Clemson, 11/16/23 Stl: 5, 3x, vs. MVSU, 11/24/23 3FG: 3, 2x, at Duke, 12/3/23</p>
35		<p>Sakima Walker <i>suh-KEY-muh</i></p> <p>6-5 • Sr. • Center Columbus, Ohio</p>	<p>Season</p> <p>PPG 2.4 RPG 1.4 BPG 0.4 FG% .500 FT% .813</p>	<p>Career*</p> <p>3.5 2.1 0.4 .548 .640</p>	<p>LAST GM: 4 pts, 6 mins at TAM</p> <p>NOTABLE: Scorer, rebounder, rim defender ... NJCAA D1 Player of the Year and Tournament MVP, led NW Florida to 2023 national title ... 13 double-doubles in 32 games last season.</p>	<p>Career Highs</p> <p>Pts: 13 vs. Wagner, 12/18/21[*] Reb: 8 vs. Sac. Heart, 12/20/20[*] Asst: 2 vs. Hamp., 12/18/20[*] Blk: 3 vs. Hamp., 12/18/20[*] Stl: 3, 3x, C Conn St., 12/14/21[*]</p>

* indicates includes games at previous NCAA Div. I institution

QUICK FACTS

The University

Location: Columbia, S.C.

Founded: 1801

Enrollment: 36,200

Colors: Garnet (PMS 202C) and Black

Nickname: Gamecocks

Conference: Southeastern

University President: Michael Amiridis

Athletics Director: Ray Tanner

Facility: Colonial Life Arena (18,000)

Coaching Staff

Head Coach: Dawn Staley

Alma Mater: Virginia, 1992

Overall Record: 591-186 (24th season)

School Record: 419-106 (16th season)

Assoc. Head Coach, Alma Mater:

Lisa Boyer, Ithaca, 1979 (15th season)

Assistant Coaches, Alma Mater:

Jollette Law, Iowa, 1990 (6th season)

Winston Gandy, Maryland, 2003 (1st season)

Mary Wooley, USC Aiken, 2002 (1st season)

Khadajah Sessions, South Carolina, 2016 (1st season)

Team Information

2022-23 Record: 36-1

Home: 17-0 Away: 13-0 Neutral: 6-1

SEC Record (Finish): 16-0 (1st)

Home: 8-0 Away: 8-0

Letterwinners Returning/Lost: 6/8

Starters Returning/Lost: 5/0

Program History

First Year of Women's Basketball: 1974-75

All-Time Record: 999-535 (50th season)

All-Time SEC Record: 252-232 (33rd season)

NCAA Appearances (Last): 19 (2023)

NCAA Tournament Record: 44-17

2023 NCAA Result: Final Four

WNIT Appearances (Last): 4 (2011)

WNIT Record: 3-4

Media Relations

Women's Basketball Contact: Diana Koval

Office: 803.777.7977

Cell: 314.369.6050

Email: dkoval@mailbox.sc.edu

Women's Basketball on Social Media:

Twitter: @GamecockWBB

Instagram: @GamecockWBB

Facebook: @GamecockWBB

TikTok: @GamecockWBB

Head Coach on Social Media

Twitter: @DawnStaley

Instagram: @Staley05

Athletics Department on the Web

Website: GamecocksOnline.com

Twitter: @GamecocksOnline

Instagram: @GamecocksOnline

Facebook: Facebook.com/GamecocksOnline

YouTube: YouTube.com/GamecocksOnline

CURRENT STREAKS

	Total	Home	Road	Neut.
Overall	W17	W50	W27	W2
SEC	W36	W33	W18	—
Non-Conference	W12	W25	W11	W2
Ranked Teams	W4	W11	W8	W2

A Perennial Power

South Carolina women's basketball had been a national power for more than a decade under head coach Dawn Staley, including six 30-win seasons in the last nine campaigns. The Gamecocks have played in five Final Fours in the last eight NCAA Tournaments, including winning the 2017 and 2022 National Championships. They have been ranked in every AP Poll since Dec. 10, 2012, including a top-10 spot every week since the start of the 2019-20 season. The Gamecocks have amassed 74 AP No. 1 rankings all-time, the fourth-most by a program in the history of that poll (3rd is La. Tech, 83).

Under head coach Dawn Staley's leadership, nine Gamecocks have earned All-America status, three have earned SEC Player of the Year honors and 19 have picked up All-SEC recognition at least once. In the last nine seasons, 14 Gamecocks have been selected in the WNBA Draft, including 10 first-round picks, highlighted by two No. 1 overall picks in the last six years. Three Gamecocks have been named WNBA Rookie of the Year and one is a two-time WNBA MVP and two-time WNBA Defensive Player of the Year.

The LSU Series

The Gamecocks are 18-22 all-time against LSU with a current 14-game win streak against the Tigers. Both teams have been ranked in three games in the last six seasons, all South Carolina wins.

Last season, the Gamecocks posted an 88-64 victory over eventual National Champion LSU on Feb. 12, 2023, in Columbia. Coming off the bench, Kamilla Cardoso was the team's top scorer (18, her career SEC high) and rebounder (13) in just 21 minutes on the court. South Carolina came out with stifling defense early, posting a nine-point lead after the opening quarter, and never looked back.

Road Ready

The Gamecocks are 306-260 (.541) all-time in road games (some records prior to 1976-77 did not include location of games), including a 131-46 mark (.740) under head coach Dawn Staley, giving her the best road winning percentage in program history.

In SEC road games, Gamecocks are 89-33 (.730) during Staley's tenure.

2023-24 AWARDS

Kamilla Cardoso

2x USBWA Player of the Week (11/6-12, 11/27-12/3)

SEC Player of the Week (11/6-13)

Wooden Midseason Top 25 Watch List

Wade Trophy Watch List

Naismith Trophy Watch List

Lisa Leslie Award Preseason Watch List

Preseason All-SEC First Team (Coaches, Media)

Sania Feagin

Katrina McClain Award Preseason Watch List

MiLaysia Fulwiley

SEC co-Freshman of the Week (1/16-22)

Raven Johnson

SEC co-Player of the Week (11/14-20)

Te-Hina Paopao

SEC Player of the Week (12/5-11)

Wooden Midseason Top 25 Watch List

Preseason All-SEC Second Team (Coaches)

Nancy Lieberman Award Top 10

Ranking Review

South Carolina sits atop both national polls again this week. It marks the 74th time the Gamecocks have been No. 1 in the AP Poll – the fourth-most of any program in that poll's history.

The Gamecocks have the longest active streak of weeks in the AP Top 10 at 87, beginning with the 2019-20 preseason poll. Their 218 straight appearances in the AP Poll, dating back to Dec. 10, 2012, marks the second-longest active streak in the nation and the 10th longest all-time (9th place, La Tech, 221).

In the USA Today/WBCA Coaches' Poll, South Carolina has been in the top 10 since claiming the No. 10 spot in the 2019-20 preseason poll.

SEC Sayings

South Carolina has been the benchmark in the SEC over the last decade, amassing seven regular-season titles since 2013-14 and finishing no lower than second in that

GAMECOCKS IN THE RANKINGS (thru games of 1/22)

Team	SEC	NCAA	Actual	Kamilla Cardoso	SEC	NCAA	Actual
Scoring Offense	2	4	90.8	Points Per Game	17	—	13.3
Scoring Defense	2	5	52.1	Rebounds Per Game	4	17	10.7
Scoring Margin	1	1	+38.6	Field Goal Percentage	1	16	.611
Field Goal Percentage	1	1	.526	Blocks Per Game	1	7	2.9
Field Goal %age Def.	1	1	.294	Double-Doubles	5	15	10
3-Point FG %age	1	1	.441	Raven Johnson	SEC	NCAA	Actual
3-Point FG %age Def.	2	20	.258	Assists Per Game	3	37	5.3
3-Point FG Made/Gm.	3	85	7.2	A:TO Ratio	1	4	3.4
Free Throw Percentage	11	268	.673	Steals Per Game	5	48	2.4
Rebounds Per Game	1	1	48.6	Chloe Kitts	SEC	NCAA	Actual
Rebounding Margin	2	4	+15.2	Rebounds Per Game	17	—	6.7
Offensive Rebound Avg.	6	58	13.6	Te-Hina Paopao	SEC	NCAA	Actual
Defensive Rebound Avg.	1	1	35.0	3-Point FG Percentage	1	1	.558
Assists Per Game	1	5	19.9	3FGs Made Per Game	2	33	2.7
Steals Per Game	6	88	9.2	A:TO Ratio	5	35	2.4
Turnover Margin	7	82	+3.1	Ashlyn Watkins	SEC	NCAA	Actual
Turnovers Per Game	4	40	13.5	Rebounds Per Game	12	211	7.0
Assist-to-Turnover Ratio	1	8	1.5	Blocks Per Game	2	9	2.8
Blocked Shots Per Game	1	1	8.9				
Bench Points Per Game	1	4	35.0				
Home Attendance Avg.	1	1	15,653				

time. Since that season, the Gamecocks have a 150-15 record (.909) in league action.

The Gamecocks have also had a lock on the SEC Tournament, winning seven titles since claiming their first in 2015. They became the first program to win four consecutive tournaments, claiming the crowns 2015-18.

In the last decade, three Gamecocks have been named SEC Player of the Year a combined seven times, two have collected six SEC Defensive Player of the Year honors, two have been the league's Sixth-Woman of the Year, three have been the league Freshman of the Year, one has been the SEC Scholar-Athlete of the Year, and Staley has been the Coach of the Year six times.

Both the coaches and media picked South Carolina to finish second behind LSU this season.

Ranked Readings

Against ranked teams, South Carolina is 110-67 (.621) in the Dawn Staley era (beginning 2008-09), and even that mark is skewed by the early seasons of her tenure. Since the start of the 2014-15 campaign, the Gamecocks are 95-28 (.772) against ranked teams.

This season, South Carolina is 4-0 vs. ranked teams, and those four are the second most by any team this season as are the Gamecocks' three top-15 victories.

The Staley File

In her 24th season as a head coach, Dawn Staley has a .761 (591-186) winning percentage, which ranks ninth in the nation among active head coaches with at least 15 seasons of experience and seventh among those with at least 20 years in the position.

The unanimous 2020 National Coach of the Year, Staley became the first person to win both Naismith Player of the Year and a Naismith Coach of the Year and the first Black head coach to win multiple national championships in men's or women's basketball. She has been named national coach of the year by at least one organization four times, including three times in the last four seasons.

IN THE STALEY ERA

Wins	
30-Win Seasons	6
25-Win Seasons.....	11
20-Win Seasons.....	12
Winning Seasons	13

National Rankings	
Weeks in the AP Top 25	223
Weeks in the AP Top 10	178
Weeks in the AP Top 3	107
Weeks at AP No. 1	74

Postseason	
NCAA Tournament Appearances.....	11
NCAA Sweet 16s.....	10
NCAA Final Fours	5
National Championships	2

In the SEC	
Regular-Season Championships	7
Regular-Season Top 3 Finishes	11
Tournament Championships	7

In her 16th season leading the Gamecocks, Staley is the program's all-time winningest coach (419) with a program-record 12 postseason appearances (11 NCAA/1 WNIT). She accounts for all five of the Gamecocks' Final Four appearances (2015, 2017, 2021, 2022, 2023) and the first NCAA National Championships in program history (2017, 2022).

After claiming seven SEC regular-season titles, Staley has won 188 SEC games, the most among active league coaches and third all-time – trailing just Women's Basketball Hall of Fame inductees Andy Landers (Georgia, 273) and Pat Summitt (Tennessee, 306). Her 12.2 SEC wins average per season is the best in league history among coaches with more than three years in the league, and her .774 SEC winning percentage (188-55) is second only to Summitt (.874) among coaches in that group.

Opponent Files

South Carolina's regular-season schedule includes six games against teams ranked at the time of the game or in at least one of the two national polls this week, including five in non-conference action. Four of those games came in the first five weeks of the season – against #10/10 Notre Dame (W, 100-71), #14/11 Maryland (W, 114-76), at #24/24 North Carolina (W, 65-58), against #11/7 Utah (78-69).

The Gamecocks' schedule is ranked the 24th toughest in the nation with opponents posting a .662 winning percentage. South Carolina's NET non-conference schedule is 10th, and its average opponent NET ranking is 22nd. The Gamecocks' seven wins against NET top-50 teams are tied for the most in the country.

Looking ahead, South Carolina has two more games against teams currently ranked in both national polls – at #9/9 LSU (Jan. 25) and #8/8 UConn (Feb. 11).

Keep It a Buck

South Carolina has scored at least 100 points five times this season, matching the program record for 100-point games in a season, originally set by the 1978-79 team.

The Gamecocks opened the season hitting the 100-point mark in three straight games, the longest such streak in program history.

The Gamecocks' 114 points against Maryland were the second-most in program history and the most against a ranked opponent.

Bench Mob

The quality of South Carolina's depth ranks among the best in the nation. The Gamecocks' six-woman bench is fourth in the nation with an SEC-best 35.0 points per game. The South Carolina bench has out-scored its opponents' starters six times this season, and the Gamecocks' top scorer in a game has been off the bench five times.

All About Balance

South Carolina's success this season has been built off excellence on both sides of the ball.

The Gamecocks are the only team in the nation ranked among the top 25 in both scoring offense (4th, 90.8 ppg) and defense (5th, 52.1 ppg). Only West Virginia joins the Gamecocks among the nation's top 30 in both.

NATIONAL RANKINGS

Associated Press Poll (Jan. 22)

1. South Carolina	17-0
2. UCLA	15-1
3. Colorado	16-2
4. Kansas State	18-1
5. Iowa	18-2
6. Stanford	17-2
7. NC State	16-2
8. UConn	16-3
9. LSU	18-2
10. Texas	18-2
11. Southern Cal	13-3
12. Ohio State	15-3
13. Baylor	15-2
14. Indiana	16-2
15. Notre Dame	14-3
16. Utah	13-5
17. Gonzaga	18-2
18. Louisville	16-3
19. Virginia Tech	14-4
20. North Carolina	14-5
21. Creighton	14-3
22. Syracuse	16-2
23. Florida State	14-6
24. West Virginia	16-2
25. Oregon State	15-3

USA Today/WBCA Coaches' Poll (Jan. 23)

1. South Carolina	17-0
2. Kansas State	19-1
3. Colorado	16-2
4. UCLA	15-2
5. Iowa	18-2
6. Stanford	17-2
7. NC State	16-2
8. UConn	16-3
9. LSU	18-2
10. Southern Cal	13-3
11. Texas	18-2
12. Ohio State	15-3
13. Indiana	16-2
14. Utah	14-5
15. Baylor	15-3
16. Louisville	16-3
17. Gonzaga	18-2
18. Notre Dame	14-3
19. Virginia Tech	14-4
20. Creighton	14-3
21. North Carolina	14-5
22. Syracuse	16-2
23. West Virginia	16-2
24. Florida State	14-6
25. Oregon State	15-3

South Carolina leads the nation in field goal percentage (.526) and field goal percentage defense (.294). In SEC action, the Gamecocks lead the league in both field goal percentage (.514) and field goal percentage defense (.259), as well.

Offensively, the Gamecocks are also balanced with the guards scoring 53.1 percent of the team's points and the post players accounting for 46.9 percent (42.6 ppg).

GAMECOCKS IN 2023-24 NATIONAL POLLS

Poll	Pre	11/13	11/20	11/27	12/4	12/11	12/18	12/25	1/1	1/8	1/15	1/22	1/29	2/5	2/12	2/19	2/26	3/4	3/11	Final
Associated Press	6	1	1	1	1	1	1	1	1	1	1	1								
Coaches	4	1	1	1	1	1	1	1	1	1	1	1								

surged into 12th in the league with 7.0 rebounds per game, including 7.6 per SEC game to rank 10th in that stat. Chloe Kitts is next in line at 6.6 per game to rank 19th in th SEC.

Cardoso's 3.2 offensive boards per game are sixth in the SEC, and she scores on 44.5 percent of those rebounds. Watkins is next in line with 2.6 offensive rebounds per game to rank 12th in the league.

Quarter Breakdown

South Carolina's defense has held an opponent to single digits in a quarter 22 times this season. The Gamecocks have out-scored their opponent by 15 or more points in a quarter 20 times. The scoring differential is largest in the second quarter (+11.6).

Here's a more detailed look at the quarter-by-quarter production for the Gamecocks this season:

Qtr.	SC-Opp Avg. Pts	Avg. Pts Margin	SC-Opp Avg. Reb	Avg. Reb. Margin
1	22.9-14.1	+8.8	11.6-7.8	+3.8
2	22.9-11.2	+11.6	12.8-7.9	+4.8
3	23.9-14.3	+9.6	12.4-9.1	+3.3
4	21.1-12.5	+8.6	11.9-8.6	+3.3

The Gamecocks tied the program record for most points in a quarter, posting 37 in the third quarter against #14/11 Maryland (Nov. 12). They have scored at least 30 points in six other quarters this season.

Individually, six Gamecocks have scored double digits in a single quarter – Te-Hina Paopao (3), MiLaysia Fulwiley (2), Kamilla Cardoso (1), Bree Hall (1), Raven Johnson (1), Sakima Walker (1). The top single-quarter individual scoring this season is 13 points by Cardoso in the third vs. #10/10 Notre Dame (Nov. 6) and by Fulwiley in the second at Texas A&M (Jan. 21).

Ain't Life Grand

South Carolina boasts a pair of career 1,000-point scorers on this year's roster in transfers Kamilla Cardoso and Te-Hina Paopao. The Gamecocks have had at least one 1,000-point scorer in their roster in nine of the last 10 seasons – just the 2020-21 roster lacked one. Of those nine rosters, six included multiple Gamecocks to have reached the mark. The 2016-17 National Championship team featured four Gamecocks who had achieved the milestone – A'ja Wilson and Alaina Coates both hit the mark as Gamecocks while Kaela Davis and Allisha Gray had done so prior to joining South Carolina.

Paopao was the first to hit the mark this season, scoring her 1,000th point in her third game as a Gamecock (vs. Clemson, Nov. 16). Her three seasons at Oregon saw her amass 963 of those points.

Cardoso's 1,000+ points have come mostly as a Gamecock but include her 326 points as a freshman at Syracuse (2020-21).

Watch It!

Senior center Kamilla Cardoso has gotten the lion's share of the preseason awards attention, but senior transfer Te-Hina Paopao and junior Sania Feagin have seen some accolades as well.

Cardoso earned spots on the preseason watch lists for the Naismith Trophy, Wade Trophy, Wooden Award and the Lisa Leslie Center of the Year Award. She was a Preseason All-SEC First-Team selection by both the media and coaches as well.

Paopao joined Cardoso on the Wooden Award Watch List and picked up her first SEC recognition when the coaches tabbed her for Preseason All-SEC Second-Team honors. She also was one of 20 named to the Nancy Lieberman Point Guard of the Year Award watch list.

Feagin was named to the Katrina McClain Power Forward of the Year Award watch list for a third season.

Vamos Kamilla!

From ACC Freshman of the Year in 2021 to SEC Sixth Woman of the Year in 2023, South Carolina senior Kamilla Cardoso can be a dominant player on both ends of the court and is standing firmly in that spotlight this season after a summer that included leading Brazil to gold in the FIBA AmeriCup and earning MVP honors in the process.

On the watch list for all three national player of the year awards and the Lisa Leslie Award, Cardoso is 15th in the nation with 10 double-doubles and averages a double-double with 13.3 points and 10.7 rebounds per game, which rank 17th and fourth in the SEC, respectively, with her rebounding average coming in 17th in the nation. In SEC action, her rebounds climb to 12.2 per game

Cardoso was the SEC and USBWA National Player of the Week in the opening week of the season after leading South Carolina to a pair of top-15 victories that propelled the Gamecocks back to the No. 1 ranking they possessed every week of the last two seasons. She picked up a second USBWA National Player of the Week award on Dec. 5 after the Gamecocks' Tobacco Road sweep at #24/24 North Carolina and at Duke.

Cardoso is seventh in the nation in blocks with 2.9 per game, and her seven blocks against Presbyterian (Dec. 16) are the 10th-most in the NCAA this season.

Shooting 61.1 percent from the field, Cardoso leads the SEC and is 16th in the nation. She has shot at least 50.0 percent in all but three games this season, and has hit over 70.0 percent in four games.

Additionally, Cardoso's vision out of the post has her handing out 2.4 assists per game this season, which ranks fourth on the team.

TEAM SPECIALTY STATS

South Carolina-Opponent					
		Pts. in Paint	Pts. Off TOs	2nd Chance Pts	Fast Break Pts
11/6	vs. ND	70-22	26-15	15-11	30-10
11/2	MD	56-30	23-4	28-8	26-2
11/16	Clem.	64-20	28-6	20-4	29-3
11/20	SDSU	52-28	22-4	22-17	31-0
11/24	MVSU	72-8	20-5	26-4	45-2
11/30	at NC	20-24	7-7	12-6	6-5
12/3	at DU	32-22	19-15	17-7	12-18
12/6	Mor. St.	50-10	27-11	13-4	37-6
12/10	vs. Utah	44-46	18-11	17-6	9-5
12/16	Presby.	48-12	28-2	23-9	24-2
12/19	at BGSU	48-16	21-10	7-4	15-5
12/30	at ECU	36-14	15-5	18-4	26-11
1/4	at FL	56-26	12-13	6-15	19-6
1/7	Miss St	40-40	11-11	15-16	17-13
1/11	at MO	44-18	24-10	15-2	11-2
1/15	KY	54-14	34-0	17-5	28-6
1/21	at TAM	56-20	18-17	9-6	8-4
1/25	at LSU				
1/28	Vandy				
2/1	at AU				
2/4	OM				
2/8	MO				
2/11	CT				
2/15	at TN				
2/18	GA				
2/22	Ala.				
2/25	at KY				
2/29	at Ark.				
3/3	TN				
Season Avg.		49.5-21.8	20.8-8.6	16.5-7.5	21.9-5.9
SEC Avg.		50.0-23.6	19.8-10.2	12.4-8.8	16.6-6.2

STARTERS VS. BENCH

		SC Starters	Opp. Starters	SC Bench	Opp. Bench
11/6	vs. ND	59	59	41	12
11/2	MD	59	56	55	20
11/16	Clem.	55	27	54	13
11/20	SDSU	62	36	16	2
11/24	MVSU	52	13	49	6
11/30	at NC	55	58	10	0
12/3	at DU	65	39	12	22
12/6	Mor. St.	44	27	60	11
12/10	vs. Utah	52	67	26	2
12/16	Presby.	57	17	42	12
12/19	at BGSU	67	29	26	33
12/30	at ECU	37	21	36	15
1/4	at FL	63	33	26	33
1/7	Miss St	59	53	26	13
1/11	at MO	55	47	26	10
1/15	KY	53	17	45	19
1/21	at TAM	54	54	45	10
1/25	at LSU				
1/28	Vandy				
2/1	at AU				
2/4	OM				
2/8	MO				
2/11	CT				
2/15	at TN				
2/18	GA				
2/22	Ala.				
2/25	at KY				
2/29	at Ark.				
3/3	TN				
Season Avg.		55.8	38.4	35.0	13.7
SEC Avg.		56.8	40.8	33.6	17.0

2023-24 SCORING DIFFERENTIALS

All Games

Largest lead in a win.....	by 82 (101-19), 4th-0:49, vs. MVSU, 11/24
Largest deficit overcome to win.....	by 11 (21-10), 2nd-9:35, at #24/24 North Carolina, 11/30
Best Scoring Run.....	28 points, 2nd-5:19 vs. Clemson, 11/16
Best Scoring Run Against.....	9 points, 4th-7:43 at Duke, 12/3
Most Lead Changes.....	12 vs. #14/11 Maryland, 11/12
Most Times Tied.....	7 vs. #14/11 Maryland, 11/12

vs. Ranked Opponent

Largest lead in a win.....	by 39 (114-75), 4th-0:34 vs. @14/11 Maryland, 11/12
Largest deficit overcome to win.....	by 11 (21-10), 2nd-9:35, at #24/24 North Carolina, 11/30
Best Scoring Run.....	12 points, 4th-6:36, vs. #14/11 Maryland, 11/12
Best Scoring Run Against.....	7 points, 2nd-7:50 vs. #11/7 Utah, 12/10
Most Lead Changes.....	12 vs. #14/11 Maryland, 11/12
Most Times Tied.....	7 vs. #14/11 Maryland, 11/12

Pao-erful Impact

Senior transfer Te-Hina Paopao is often mentioned by her teammates as a leader, despite her summer arrival to the program. The three-time All-Pac-12 selection illustrated that leadership beautifully in the season opener against #10/10 Notre Dame (Nov. 6). As the starter with the most experience at the position, the steady guard led the way in the opening 10 minutes with seven points on 3-of-4 shooting, two assists and two steals to keep the Gamecocks within a point at the end of the period.

That steady hand has not wavered since, and Paopao is second on the team in scoring (12.5 ppg) and assists at 4.0 per game, which ranks eighth in the SEC. Early in league play, her scoring and assists both go up with her team-best 13.6 points per game ranking 20th in the league and her team-best 4.4 assists per game ranking sixth.

Paopao also continues to burnish her reputation as a 3-point shooter, leading the nation with 55.8 percent accuracy. She is second in the SEC with 2.7 made 3s per game. In SEC games, she leads the league in both overall field goal percentage (.641) and 3-point percentage (.632).

She has shot at least 50.0 from 3-point range in all but three games this season, including a pair of 4-of-5 (.800) outings – against Clemson (Nov. 16), at Florida (Jan. 4). Paopao was named MVP of the Gamecocks' win over #11/7 Utah (Dec. 10) after her third 3-pointer of the game turned back a Utah rally midway through the fourth quarter. She has made at least three 3s seven times.

In all, Paopao's fingerprints are on 22.0 points per game with teammates scoring 9.5 points per game off her assists in addition to her 12.5 points per game. That total impact number rises to 23.8 points per game in SEC play and 26.0 against ranked opponents.

That's So Raven

Sophomore Raven Johnson's self-proclaimed "revenge tour" has left little doubt that she should be part of any conversation about the best point guards in the country. Without losing the instincts and court vision Staley has always loved, Johnson has added her own offensive efficiency to the Gamecocks' high-octane offense.

Johnson is third in the SEC with 5.3 assists per game, and her 3.4 assist-to-turnover ratio is fourth in the country. She has handed out five or more assists eight times this season and had more than two turnovers just three times.

Johnson's 17 assists against Clemson (Nov. 16) were the most by an SEC player since 2005, the second-most in program history – missing the record by one – and the most in the NCAA so far this season.

Beyond her assists, Johnson has more than doubled her scoring from last season with 9.3 points per game this season on a career-best 52.6 percent shooting, which includes 40.6 percent from 3-point range. In SEC play, she averages 10.0 points on 52.5 percent shooting.

With her points and teammates scoring 11.9 points per game off her assists, Johnson has her hands on 23.5 percent of the Gamecocks' offense (21.2 ppg).

Johnson has put her mark on the Gamecock defense as well, ranking fifth in the SEC with 2.4 steals per game, which includes four games of at least four steals.

Easy, Breezy, Beautiful

Junior Bree Hall has been lauded by former teammates and some of the best to play at South Carolina in the Staley era for the way she trusted the process for two seasons and stepped into the waiting spotlight this season to reap the rewards of her behind-the-scenes work.

Hall started the season with her usual solid defense, but it was the emergence of her fully developed offensive game during the Gamecocks' Tobacco Road sweep at #24/24 North Carolina (Nov. 30) and at Duke (Dec. 3) that illustrated the complete, confident player she has become.

It wasn't just Hall's team-best 14.0 points per game on 69.2 percent shooting in hostile environs on Tobacco Road. It was her 6-of-8 3-point shooting that included a win-sealing three in the fourth quarter of each game. It was also her defense in the final period that held UNC's top scorer Deja Kelly without a field goal and helped limit Duke's hot-shooting Reigan Richardson to just 1-of-5 shooting in the game-deciding fourth quarter.

Shaking off a five-game shooting slump that opened the season, Hall has averaged 11.9 points over the last 12 games, shooting 60.5 percent (52-of-86) from the field, including 60.9 percent (28-of-46) from 3-point range.

That surge has Hall averaging 10.6 points per game on 50.4 percent shooting. Her 1.9 made threes per game are seventh in the SEC.

Through five SEC games, Hall is second in the league in overall field goal percentage (.610) and tied with teammate Te-Hina Paopao for the league lead in 3-point percentage (.632). Hall comes in fourth with 2.4 made threes per league game and is scoring with a 13.2 points per SEC contest, which is second on the team.

CK Obsession

Sophomore Chloe Kitts has capitalized on her early enrollment (Jan. 2023) and individual training as she prepared for the 2023 FIBA U19 World Cup, at which she helped the U.S. to gold. All of which made her physically stronger and honed her skills.

The combination helped Kitts earn a starting spot on opening day this season, and she has proven what Staley always saw in the young 6-foot-2 forward – physicality, basketball IQ and tenacity.

Kitts has scored in double figures 10 times, including her first career 20-point game (21 at Bowling Green, Dec. 19), and has three double-doubles.

She earned her first career double-double against #14/11 Maryland (Nov. 12). Those 13 points and 10 rebounds came in just 21 minutes on the court, and she powered home eight of her 13 points in just six minutes of the second quarter to guide the Gamecocks to a 12-point halftime lead.

The talented forward came up big at #24/24 North Carolina (Nov. 30) with 11 second-half points, highlighted by clutch mid-range jumpers and 3-of-4 free throw shooting that included a pair of makes that made it a two-possession game with 24 seconds left.

On the season, Kitts averages 10.1 points and 6.6 rebounds, which ranks 17th in the SEC. She is shooting 53.7 percent from the field and is second on the team with 41 made free throws.

Ashlyn Swatkins

While Ashlyn Watkins' athleticism as never been in question – she became the first Gamecock to dunk in a game last season at Clemson and the first to do it at Colonial Life Arena this season against Kentucky – the sophomore is bringing all sides of her game together in her second season.

Scoring in double figures three times in the last six games, Watkins season averages include 8.9 points and 7.0 rebounds, which rank 12th in the SEC. Her 2.6 offensive rebounds per game are 12th in the league, and she is shooting 55.6 percent from the field. Defensively, Watkins is ninth in the nation with 2.8 blocks per game. And, all of that production has come in just 18.8 minutes per game.

In SEC action, Watkins is 10th in rebounding at 7.6 per game and sits second in blocks per league game at 2.8.

Watkins has three double-doubles and at least three blocks in eight games, including a career-high six blocks against Presbyterian (Dec. 16) and at Florida (Jan. 4).

Her poise late at #24/24 North Carolina (Nov. 30) helped deliver the win with her six fourth-quarter points capped by a pair of free throws with 14 seconds left.

The Full-wiley

Freshman guard MiLaysia Fulwiley arrived on her hometown campus with fanfare befitting her high school highlight reel and her No. 13 ranking in the recruiting class. Often soft-spoken off the court, her game shouts from the rooftops in support of Staley calling her a "generational player" who can do things with a basketball no one else can do. Her creativity on the court keeps fans glued to their seats regardless of the score.

On the biggest stage for her college debut in Paris, Fulwiley dazzled international fans and NBA legends alike with the style in her 17 points, six assists and six steals against #10/10 Notre Dame (Nov. 6). Columbia anxiously awaited her home debut, which was a 12-point, 2-assist, 2-block, 2-steal effort in just 15 minutes against #14/11 Maryland (Nov. 12). Four days later, she needed just 16 minutes to put on a highlight-reel near double-double, torching rival Clemson for 18 points, nine rebounds and three assists.

On the season, Fulwiley is scoring 11.7 points per game (3rd on the team) on 48.1 percent shooting and averages 2.4 assists. Defensively, she has also been locked in, ranking 13th in the SEC with 1.1 blocks per game and coming in second on the team in steals with 1.5 per game.

Already Adhel

For the second time in as many seasons, one of the Gamecocks' top signees chose to enroll early with the January arrival of Adhel Tac (Grand Prairie, Texas/South

2023-24 ROSTER

No.	Name	Pos.	Ht.	Yr.	Hometown/Last School
0	Te-Hina Paopao	G	5-9	Sr.	Oceanside, Calif./Oregon
2	Ashlyn Watkins	F	6-3	So.	Columbia, S.C./Cardinal Newman
5	Tessa Johnson	G	6-0	Fr.	Albertville, Minn./Saint Michael Albertville
10	Kamilla Cardoso	C	6-7	Sr.	Montes Claros, Brazil/Syracuse
12	MiLaysia Fulwiley	G	5-10	Fr.	Columbia, S.C./W.J. Keenan
15	Adhel Tac	F	6-5	Fr.	Grand Prairie, Texas/South Grand Prairie
20	Sanja Feagin	F	6-3	Jr.	Ellenwood, Ga./Forest Park
21	Chloe Kitts	F	6-2	So.	Oviedo, Fla./DME Academy
23	Bree Hall	G	6-0	Jr.	Dayton, Ohio/Wayne
24	Sahnja Jah	F	6-0	Fr.	Montverde, Fla./Montverde Academy
25	Raven Johnson	G	5-9	So.	Atlanta, Ga./Westlake
35	Sakima Walker	C	6-5	Sr.	Columbus, Ohio / Northwest Florida State

Head Coach: Dawn Staley

Assoc. Head Coach: Lisa Boyer; **Assistant Coaches:** Jollette Law, Winston Gandy, Mary Wooley, Khadijah Sessions

Grand Prairie). The No. 26 player in the Class of 2024, Tac suffered an injury in early her senior season, leading to her decision to join the Gamecocks ahead of schedule. Her on-court availability for this season is yet to be determined.

Ranked as high as No. 12 in the country before sitting out the 2022-23 season with an injury, Tac had returned to the court over the summer before the second injury derailed her final high school campaign. As a sophomore in 2021-22, she poured in 14.1 points and 8.8 rebounds per game to help lead South Grand Prairie to a Class 6A state runner-up finish.

Great Gamecock Fans

South Carolina fans have led the nation in average attendance in each of the last nine seasons and announced a 16-for-16 campaign to secure 16,000 season tickets to honor Staley's 16th season in Columbia.

While the season ticket number has not yet hit that mark, attendance has hit that number three times as the Gamecocks have hosted four of the five highest-attended games in the nation this season with the rivalry game against Clemson (Nov. 16) leading the way at 16,820. All of which has South Carolina atop the average attendance rankings at 15,653 fans per game.

The Gamecocks have had at least one sellout of their 18,000-seat Colonial Life Arena for seven straight seasons (excluding COVID-limited 2020-21 season) dating back to the first ever sellout of 18,000 on Feb. 8, 2016. The streak will reach eight season on Feb. 11 when the Gamecocks host UConn in what has already been declared a sellout.

Excluding the COVID limited-attendance season of 2020-21, South Carolina has drawn at least 10,000 fans 120 consecutive regular-season games beginning on Jan. 2, 2015.

Signing Class

South Carolina continues to shine on the recruiting trail, landing a trio of five-star prospects (including Tac) that had ESPN ranking it the No. 2 class in the nation after the early signing period. Dawn Staley's staff has proven it can both keep top players at home and draw from the best players across the nation.

Joyce Edwards

(6-2 - F - Camden, S.C./Camden)

- #2 overall
- 2024 McDonald's All-American
- 2024 Naismith HS Player of the Year Midseason Team
- 2023 USA Today HS Sports National Athlete of the Year
- 3x SCBCA 3A Player of the Year
- 2023 South Carolina Gatorade Player of the Year
- 2023 3A State Championship

Madison McDaniel

(5-9 - G - Upper Marlboro, Md./Bischoff McNamara)

- #12 overall
- 2024 McDonald's All-American
- 2024 Naismith HS Player of the Year Midseason Team
- 2023 Washington Catholic Athletic Conference Player of the Year
- 2023 MaxPreps Maryland Player of the Year

TEAM THEME: LOVE

As with most seasons, the LOVE theme has many meanings, all of which are rooted in loving the game of women's basketball. Staley often notes that "if you love the game, it will love you back" – and her career as a player and now a coach is evidence of that.

For her team, loving basketball is more than loving the wins and the trophies and the cheers from fans. That's just one side of the relationship. The pursuit of those means also loving the commitment and the sacrifice and the discipline required to get better every day, and it even means loving the doubt and criticism of others.

For the FAMS – the program's loyal fanbase – loving basketball means investing their time and money, it means saving their vacation days to come to games, and it means pouring their energy into the program's success. In return, Gamecock FAMS are part of a community that puts aside all other differences to share their love of the game and of being such an integral part of Staley's program.

Everybody's All-American

The Gamecocks' 11-woman roster includes eight McDonald's All-Americans – Kamilla Cardoso, Sania Feagin, MiLaysia Fulwiley, Bree Hall, Raven Johnson, Tessa Johnson, Te-Hina Paopao and Ashlyn Watkins.

At South Carolina, Staley has coached 23 McDonald's All-Americans, including 18 who joined the Gamecocks as freshmen. Two more will soon join the list as both 2024 signees earned the honor this season – Joyce Edwards, Madisen McDaniel.

Staffing Boost

For the first time since 2018, head coach Dawn Staley had changes to her staff this offseason, including a boost in numbers thanks to a change in the NCAA rules governing the number of assistant coaches.

Associate head coach Lisa Boyer and assistant coach Jolette Law remain the heart of the staff. Long-time assistant Fred Chmiel left the Gamecocks for his first NCAA Div. I head coaching position, making room for Winston Gandy who brought six years of NCAA coaching experience and three seasons of NBA player development to Columbia.

The new NCAA legislation allowed Staley to elevate Mary Wooley into an assistant coach role. Wooley was previously the recruiting coordinator on Staley's staff for several seasons but also had 10 seasons of experience as an assistant coach with four different teams. Staley also brought former Gamecock Khadijah Sessions to her staff this summer after the 2016 grad spent the last few seasons coaching at the high school level.

WNBA Pipeline

With 10 alumnae playing in the WNBA in 2023, South Carolina had the third-most players in the league of any college program.

Since the first Staley-trained Gamecock was drafted in 2015 (Aleighsa Welch), a total of 14 South Carolina players have been taken in the WNBA Draft. Ten of those went in the first round, including two No. 1 overall picks.

With five players taken in the 2023 WNBA Draft, South Carolina joined Notre Dame (2019) and Tennessee (2008, 1999) as the only programs to have at least that many players taken in a single draft. Three of those five picks were in the first round, making South Carolina one of just seven programs to hit that benchmark.

In proof Staley sends players to the league ready, five Gamecocks have earned All-Rookie Team honors, including three WNBA Rookies of the Year – Allisha Gray (2017), A'ja Wilson (2018), Aliyah Boston (2023).

Gamecock alum A'ja Wilson has risen to become the face of the WNBA. The two-time league MVP (2020, 2022), two-time Defensive Player of the Year (2022, 2023) and five-time All-Star led her Las Vegas Aces to back-to-back WNBA Championships (2022, 2023). Wilson's former AAU and South Carolina teammate Alaina Coates joined her on the 2023 title team.

SOUTH CAROLINA'S RECORD WHEN ...

	vs. Ranked	SEC	All
Record.....	4-0	5-0	17-0
Playing a ranked opponent.....	4-0		4-0
Playing at home	1-0	2-0	8-0
Playing on the road.....	1-0	3-0	7-0
Playing at neutral site	2-0		2-0
Leading at half	3-0	5-0	16-0
Trailing at half	1-0		1-0
Tied at half			0-0
Playing an overtime game			0-0
0 players score in double figures.....			0-0
1 player scores in double figures.....			0-0
2 players score in double figures.....			0-0
3 players score in double figures.....			2-0
4 players score in double figures.....	2-0	1-0	4-0
5 players score in double figures.....	1-0	3-0	5-0
More than 5 players in double figures.....	1-0	1-0	6-0
Starters out-score opponent's starters.....	1-0	4-0	13-0
Opponent's starters score equal/more.....	3-0	1-0	4-0
Bench out-scores opponent's bench.....	4-0	4-0	14-0
Opponent's bench scores equal/more.....		1-0	3-0
Shooting 60% or better.....		1-0	2-0
Shooting between 50-59%	3-0	3-0	11-0
Shooting between 40-49%		1-0	3-0
Shooting between 30-39%	1-0		1-0
Shooting less than 30%			0-0
Opponent shoots 50% or better.....			0-0
Opponent shoots between 40-49%.....	2-0		2-0
Opponent shoots between 30-39%.....	2-0	4-0	8-0
Opponent shoots between 20-29%.....		1-0	4-0
Opponent shoots less than 20%.....			3-0
Shooting better than opponent.....	4-0	5-0	17-0
Shooting worse than/equal to opponent.....			0-0
Having more FTs made than opponent.....	3-0	3-0	13-0
Having equal/fewer FTs made than opponent.....	1-0	2-0	4-0
Out-rebounding opponent.....	3-0	5-0	16-0
Having equal/fewer rebounds than opponent.....	1-0		1-0
Having fewer TOs than opponent.....	3-0	3-0	13-0
Having equal or more TOs than opponent.....	1-0	2-0	4-0
Attempting more FT than 3FG.....	3-0	2-0	10-0
Attempting equal/fewer FT than 3FG.....	1-0	3-0	7-0
Making 5 or more 3FGs.....	4-0	5-0	16-0
Making fewer than 5 3FGs.....			1-0
Making no 3 FGs.....			1-0
Attempting 15 or more 3FGs.....	3-0	3-0	12-0
Attempting fewer than 15 3FGs.....	1-0	2-0	5-0
No South Carolina players foul out.....	3-0	4-0	14-0
One or more SC players foul out.....	1-0	1-0	3-0
No opposing players foul out.....	2-0	5-0	12-0
One or more opposing players foul out.....	2-0		5-0

	vs. Ranked	SEC	All
Assist at least half of field goals made.....	2-0	3-0	11-0
Assist on at least 2/3 of field goals made.....	2-0		4-0
Assist on less than half of field goals made.....	2-0	2-0	6-0
Scoring more pts. in paint than opponent.....	2-0	4-0	14-0
Scoring equal/fewer pts. in paint than opp.	2-0	1-0	3-0
Scoring more pts. off TOs than opponent.....	3-0	3-0	14-0
Scoring equal/fewer pts. off TOs than opp.	1-0	2-0	3-0
Scoring more 2nd-chance pts.....	4-0	3-0	14-0
Scoring equal/fewer 2nd-chance pts.....		2-0	2-0
Scoring more fast break pts.....	4-0	5-0	16-0
Scoring equal/fewer fast break pts.....			1-0
Wearing primary white uniforms.....	2-0	2-0	8-0
Wearing secondary (Cocky) white uniforms.....	2-0		2-0
Wearing black uniforms.....	1-0	3-0	6-0
Wearing garnet uniforms.....			1-0
Playing in November	3-0		6-0
Playing in December.....	1-0		6-0
Playing in January.....		5-0	5-0
Playing in February.....			0-0
Playing in March.....			0-0
Playing in April.....			0-0
Playing during the day	2-0	1-0	7-0
Playing at night.....	2-0	4-0	10-0
Playing on Sunday	2-0	2-0	5-0
Playing on Monday.....	1-0	1-0	3-0
Playing on Tuesday.....			1-0
Playing on Wednesday.....			1-0
Playing on Thursday.....	1-0	2-0	4-0
Playing on Friday.....			1-0
Playing on Saturday.....			2-0
Margin is less than 5 pts.			0-0
Margin is between 5-9 pts.	2-0		2-0
Margin is between 10-19 pts.		1-0	2-0
Margin is between 20-29 pts.	1-0	2-0	3-0
Margin is between 30-39 pts.	1-0	1-0	4-0
Margin is between 40-49 pts.			1-0
Margin is 50 pts. or more.....		1-0	5-0
Having a 20-pt. scorer.....	1-0	2-0	5-0
Having a 30-pt. scorer.....			0-0
Scoring 49 points or less.....			0-0
Scoring 50-59 points.....			0-0
Scoring 60-69 points.....	1-0		1-0
Scoring 70-79 points.....	1-0		4-0
Scoring 80-89 points.....		3-0	3-0
Scoring 90-99 points.....		2-0	4-0
Scoring 100 points or more.....	2-0		5-0
Opponent scores 39 points or less.....		1-0	6-0
Opponent scores 40-49 points.....			1-0
Opponent scores 50-59 points.....	1-0	1-0	2-0
Opponent scores 60-69 points.....	1-0	3-0	6-0
Opponent scores 70-79 points.....	2-0		2-0
Opponent scores 80-89 points.....			0-0
Opponent scores 90-99 points.....			0-0
Opponent scores 100 points or more.....			0-0

2023-24 TEAM HIGH/LOW — ALL GAMES

South Carolina Highs	South Carolina Lows	Category	Opponent Lows	Opponent Highs
114 vs. Maryland, 11/12	65 at North Carolina, 11/30	Points in Game	19, MVSU, 11/24	76, Maryland, 11/12
66 vs. Maryland, 11/12*	26 at North Carolina, (1st), 11/30	Points in a Half	7, MVSU (2nd), 11/24	41, at Texas A&M (2nd), 1/21
37 vs. Maryland (4th), 11/12*	10 at North Carolina (1st), 11/30	Points in a Quarter	3, Presbyterian (3rd), 12/16 3, MVSU (4th), 11/24	25, vs. Notre Dame (1st), 11/6
44 vs. Clemson, 11/16*	22 at North Carolina, 11/30	Field Goals Made	8, MVSU, 11/24	29, Maryland, 11/12
83 vs. Clemson, 11/16*	52 at Duke, 12/3	Field Goal Attempts	55, at Bowling Green, 12/19	79, at Florida, 1/4
83 vs. Notre Dame 11/6*				
.683 (41-630) vs. Morgan St., 12/6	.393 (22-56) at No. Carolina, 11/30	FG Percentage	.119 (8-67), MVSU, 11/24	.452 (28-62) vs. Utah, 12/10
12 vs. Maryland, 11/12	0 vs. South Dakota St., 11/20	3-Point FG Made	1, MVSU, 11/24	11, at Bowling Green, 12/19 11, at Duke, 12/3
26 vs. Clemson, 11/16	11 at North Carolina, 11/30	3-Point FG Attempts	12, at ECU, 12/30	29, at Bowling Green, 12/19
.600 (9-15) at Duke, 12/3	.000 (0-12) vs. SDSU, 11/20	3-Point FG Percentage	.053 (1-19), MVSU, 11/24	.455 (10-22), Maryland, 11/12
18 at ECU, 12/30	7 at Missouri, 1/11	Free Throws Made	2, Kentucky, 1/15 2, at Duke, 12/3 2, MVSU, 11/24 2, South Dakota St., 11/20	17, at Texas A&M, 1/21
34 at ECU, 12/30	8 at Missouri, 1/11	Free Throw Attempts	2, at Duke, 12/3	21, at Texas A&M, 1/21 21, at ECU, 12/30 21, vs. Notre Dame, 11/6
.875 (7-8) at Missouri, 1/11	.529 (18-34) at ECU, 12/30	FT Percentage	.250 (2-8), MVSU, 11/24	.846 (11-13), Morgan St., 12/6
73 vs. Clemson, 11/16	36 at Bowling Green, 12/19	Rebounds	21, Morgan St., 12/6	45, at North Carolina, 11/30
30 vs. Clemson, 11/16*	8 at North Carolina, 11/30	Assists	3, at ECU, 12/30	16, at Missouri, 1/11 16, at Bowling Green, 12/19
30 vs. Maryland, 11/12*				
15 vs. South Dakota St., 11/20	6 at ECU, 12/30 6 vs. Utah, 12/10 6 at North Carolina, 11/30	Steals	2, at Missouri, 1/11	11, vs. Utah, 12/10 11, Morgan St., 12/6 11, at Duke, 12/3
17 vs. Presbyterian, 12/16*	3 at Duke, 12/3	Blocked Shots	0, Presbyterian, 12/16 0, Morgan St., 12/6	8, at Duke, 12/3
23 vs. Utah, 12/10	7 South Dakota St., 11/20	Turnovers	9, at Texas A&M, 1/21	24, Kentucky, 1/15
21 at Texas A&M, 1/21	6 vs. Presbyterian, 12/16 6 at Duke, 12/3	Fouls	12, at Bowling Green, 12/19 12, Morgan St., 12/6 12, Clemson, 11/16	25, at North Carolina, 11/30

* indicates program record

^ indicates Staley-era program record

2023-24 TEAM HIGH/LOW — SEC GAMES

South Carolina Highs	South Carolina Lows	Category	Opponent Lows	Opponent Highs
99 at Texas A&M, 1/21	81 at Missouri, 1/11	Points in Game	36, Kentucky, 1/15	66, Mississippi St., 1/7 66, at Florida, 1/4
54 at Texas A&M, 1/21 (1st)	40 at Missouri, 1/11 (2nd)	Points in a Half	15, Kentucky, 1/15 (2nd)	41, at Texas A&M, 1/21 (2nd)
33 vs. Kentucky, 1/15 (3rd)	16 at Missouri, 1/11 (1st) 16 at Florida, 1/4 (4th) 16 at Florida, 1/4 (2nd)	Points in a Quarter	4, Kentucky, 1/15 (4th)	22, at Texas A&M, 1/21 (3rd)
40 vs. Kentucky, 1/15	32 vs. Mississippi St., 1/7	Field Goals Made	15, Kentucky, 1/15	27, Mississippi St., 1/7
70 at Florida, 1/4	64 at Missouri, 1/11	Field Goal Attempts	56, at Missouri, 1/11	79, at Florida, 1/4
.672 (39-58) at Texas A&M, 1/21	.471 (32-68) vs. Mississippi St., 1/7	FG Percentage	.246 (15-61), Kentucky, 1/15	.360 (27-75), Mississippi St., 1/7
10 vs. Kentucky, 1/15	6 vs. Mississippi St., 1/7 6 at Florida, 1/4	3-Point FG Made	3, Mississippi St., 1/7	10, at Missouri, 1/11
17 vs. Kentucky, 1/15	12 vs. Mississippi St., 1/7	3-Point FG Attempts	18, Kentucky, 1/15	28, at Florida, 1/4
.588 (10-17) vs. Kentucky, 1/15	.400 (6-15) at Florida, 1/4	3-Point FG Percentage	.158 (3-19), Mississippi St., 1/7	.400 (10-25), at Missouri, 1/11
15 vs. Mississippi St., 1/7	7 at Missouri, 1/11	Free Throws Made	2, Kentucky, 1/15	17, at Texas A&M, 1/21
20 vs. Mississippi St., 1/7	8 at Missouri, 1/11	Free Throw Attempts	6, Kentucky, 1/15	21, at Texas A&M, 1/21
.875 (7-8) at Missouri, 1/11	.750 (15-20) vs. Miss. St., 1/7	FT Percentage	.333 (2-6), Kentucky, 1/15	.818 (9-11), at Missouri, 1/11
51 at Florida, 1/4	37 at Missouri, 1/11	Rebounds	29, at Texas A&M, 1/21	43, Mississippi St., 1/7
24 at Texas A&M, 1/21	12 at Missouri, 1/11	Assists	7, Kentucky, 1/15	16, at Missouri, 1/11
14 vs. Kentucky, 1/15	4 at Texas A&M, 1/21	Steals	2, at Missouri, 1/11	10, at Florida, 1/4
9 at Florida, 1/4	6 vs. Mississippi St., 1/7	Blocked Shots	1, at Texas A&M, 1/21 1, at Florida, 1/4	5, Kentucky, 1/15
18 at Florida, 1/4	11 at Missouri, 1/11 11 vs. Mississippi St., 1/7	Turnovers	9, at Texas A&M, 1/21	24, Kentucky, 1/15
21 at Texas A&M, 1/21	9 vs. Kentucky, 1/15	Fouls	14, at Florida, 1/4	17, at Texas A&M, 1/21 17, Mississippi St., 1/7

* indicates program record

^ indicates Staley-era program record

2023-24 INDIVIDUAL SUPERLATIVES — ALL GAMES

Category	South Carolina	Opponent
Points in Game	23 by Kamilla Cardoso vs. South Dakota St., 11/20	37 by Alissa Pili, vs. Utah, 12/10
Points in a Half	16 by Bree Hall at Missouri, 1/11 (1st) 16 by Kamilla Cardoso South Dakota St., 11/20 (1st)	21 by Leilani Correa, at Florida, 1/4 (1st) 21 by Alissa Pili, vs. Utah, 12/10 (1st)
Points in a Quarter	13 by MiLaysia Fulwiley at Texas A&M, 1/21 (2nd) 13 by Kamilla Cardoso vs. Notre Dame, 11/6 (3rd)	17 by Leilani Correa, at Florida, 1/4 (2nd)
Field Goals Made	10 by Chloe Kitts at Bowling Green, 12/19	15 by Alissa Pili, vs. Utah, 12/1
Field Goal Attempts	16 by MiLaysia Fulwiley vs. Presbyterian, 12/16 16 by MiLaysia Fulwiley vs. South Dakota St., 11/20	24 by Hannah Hidalgo, vs. Notre Dame, 11/6
FG Percentage	1.00 (5-5) by Raven Johnson vs. Morgan St., 12/6	.714 (5-7) by Faith Masonius, Maryland, 11/12
3-Point FG Made	4, 7x, last by Bree Hall at Missouri, 1/11	7 by Morgan Sharps, at Bowling Green, 12/19
3-Point FG Attempts	8 by Te-Hina Paopao vs. Maryland, 11/12	12 by Morgan Sharps, at Bowling Green, 12/19
3-Point FG Percentage	.800 (4-5) by Te-Hina Paopao at Florida, 1/4 .800 (4-5) by Te-Hina Paopao vs. Maryland, 11/12	.583 (7-12) by Morgan Sharps, at Bowling Green, 12/19
Free Throws Made	7 by Kamilla Cardoso vs. South Dakota St., 11/20	8 by Hannah Hidalgo, vs. Notre Dame, 11/6
Free Throw Attempts	8 by MiLaysia Fulwiley vs. Morgan St., 12/6 8 by Kamilla Cardoso vs. South Dakota St., 11/20	12 by Hannah Hidalgo, vs. Notre Dame, 11/6
FT Percentage	1.00 (5-5) by MiLaysia Fulwiley vs. Miss. St., 1/7 1.00 (5-5) by Kamilla Cardoso vs. Utah, 12/10	.857 (6-7) by Aicha Coulibaly, at Texas A&M, 1/21 .857 (6-7) by Endyia Rogers, at Texas A&M, 1/21
Rebounds	16 by Kamilla Cardoso at North Carolina, 11/30	12 by Alyssa Ustby, at North Carolina, 11/30
Assists	17 by Raven Johnson vs. Clemson, 11/16*	7 by Ines Vieira, vs. Utah 12/10
Steals	6 by MiLaysia Fulwiley vs. Notre Dame, 11/6	5 by Ines Vieira, vs. Utah 12/10
Blocked Shots	7 by Kamilla Cardoso vs. Presbyterian, 12/16	4 by Jadyn Donovan, at Duke, 12/3
Turnovers	5 by Raven Johnson vs. Utah, 12/10	8 by Tamaria Rumph, Morgan St., 12/6

* indicates program record

^ indicates Staley-era program record

2023-24 INDIVIDUAL SUPERLATIVES — SEC GAMES

Category	South Carolina	Opponent
Points in Game	21 by MiLaysia Fulwiley at Texas A&M, 1/21 21 by Bree Hall at Missouri, 1/11	28 by Leilani Correa, at Florida, 1/4
Points in a Half	16 by Bree Hall at Missouri, 1/11 (1st)	21 by Leilani Correa, at Florida, 1/4 (1st)
Points in a Quarter	13 by MiLaysia Fulwiley at Texas A&M, 1/21 (2nd)	17 by Leilani Correa, at Florida, 1/4 (2nd)
Field Goals Made	8 by MiLaysia Fulwiley at Texas A&M, 1/21 8 by Bree Hall at Missouri, 1/11	11 by Jerkaila Jordan, Mississippi St., 1/7 11 by Leilani Correa, at Florida, 1/4
Field Goal Attempts	12 by MiLaysia Fulwiley at Texas A&M, 1/21	23 by Jerkaila Jordan, Mississippi St., 1/7
FG Percentage	.800 (8-10) by Bree Hall at Missouri, 1/11	.550 (11-20) by Leilani Correa, at Florida, 1/4
3-Point FG Made	4 by Bree Hall at Missouri, 1/11 4 by Te-Hina Paopao at Florida, 1/4	4 by Hayley Frank, at Missouri, 1/11 4 by Leilani Correa, at Florida, 1/4
3-Point FG Attempts	5 by MiLaysia Fulwiley at Texas A&M, 1/21 5 by Te-Hina Paopao at Florida, 1/4	10 by Aliyah Matharu, at Florida, 1/4
3-Point FG Percentage	.800 (4-5) by Te-Hina Paopao at Florida, 1/4	.571 (4-7) by Leilani Correa, at Florida, 1/4
Free Throws Made	5 by MiLaysia Fulwiley vs. Mississippi St., 1/7	6 by Aicha Coulibaly, at Texas A&M, 1/21 6 by Endyia Rogers, at Texas A&M, 1/21
Free Throw Attempts	6 by Kamilla Cardoso vs. Mississippi St., 1/7	7 by Aicha Coulibaly, at Texas A&M, 1/21 7 by Endyia Rogers, at Texas A&M, 1/21
FT Percentage	1.000 (5-5) by MiLaysia Fulwiley vs. Mississippi St., 1/7	.857 (6-7) by Aicha Coulibaly, at Texas A&M, 1/21 .857 (6-7) by Endyia Rogers, at Texas A&M, 1/21
Rebounds	15 by Kamilla Cardoso at Florida, 1/4	7 by Ashton Judd, at Missouri, 1/11
Assists	6 by Raven Johnson vs. Kentucky, 1/15 6 by Kamilla Cardoso vs. Mississippi St., 1/7	4 by Hayley Frank, at Missouri, 1/11 4 by Ashton Judd, at Missouri, 1/11
Steals	4 by Raven Johnson at Florida, 1/4	3 by Jerkaila Jordan, Mississippi St., 1/7 3 by Aliyah Matharu, at Florida, 1/4
Blocked Shots	6 by Ashlyn Watkins at Florida, 1/4	2 by Maddie Scherr, Kentucky, 1/15 2 by Quanirah Montague, Mississippi St., 1/7
Turnovers	4 by Bree Hall at Missouri, 1/11 4 by Te-Hina Paopao at Florida, 1/4 4 by MiLaysia Fulwiley at Florida, 1/4	6 by Ashton Judd, at Missouri, 1/11

* indicates program record

^ indicates Staley-era program record

THE LAST TIME...

INDIVIDUAL

Scored 50 Points

South Carolina 51, Jocelyn Penn vs. Stetson, 1/4/03
Opponent Never

Scored 40 Points

South Carolina 51, Jocelyn Penn vs. Stetson, 1/4/03
Opponent 41, Caitlyn Clark, Iowa, 3/31/23

Scored 30 Points

South Carolina 31, Zia Cooke at Georgia, 1/2/23
Opponent 37, Alissa Pili, vs. Utah 12/10/23

Grabbed 20 Rebounds

South Carolina 22, Aliyah Boston vs. N. Carolina, 3/25/22
Opponent 24, Teaira McCowan, at Mississippi State, 1/17/19

Grabbed 15 Rebounds

South Carolina 15, Kamilla Cardoso at Florida, 1/4/24
Opponent 18, Kiah Gillespie, Florida State, 3/24/19

Two Players with 20 or More Points

South Carolina Aliyah Boston 21/Zia Cooke 20 at Kentucky, 1/12/23
Opponent Hayley Frank 21/Lauren Hansen 21, at Missouri, 12/30/21

Two Players with 10 or More Rebounds

South Carolina Kamilla Cardoso 13/Chloe Kitts 10 at Texas A&M, 1/21/24
Opponent Alyssa Ustby 12/Maria Gakdeng 10, at North Carolina, 11/30/23

Three or More Players with 10 or More Rebounds

South Carolina A. Boston 12/V. Saxton 12/L. Amihere 11/L. Grissett 10 vs. Charleston, 11/25/20
Opponent W. Rolle 12/J. Breland 10/L. Broomfield 10, vs. North Carolina, 12/19/10

Had 10 Assists

South Carolina 17, Raven Johnson vs. Clemson, 11/16/23
Opponent 12, Channise Lewis, Maryland, 11/18/18

Had Five Steals

South Carolina 5, Raven Johnson vs. Mississippi Valley State, 11/24/23
Opponent 5, Ines Vieira, vs. Utah 12/10/23

Had Five Blocked Shots

South Carolina 5, Kamilla Cardoso vs. Kentucky, 1/15/24
Opponent 5, Rita Igbokwe, vs. Ole Miss, 3/4/23

Had 20 Points and 20 Rebounds

South Carolina Aliyah Boston (28 pts/22 rebs) vs. N. Carolina, 3/25/22
Opponent Teaira McCowan (26 pts/24 rebs) at Mississippi State, 1/17/19

Had a Double-Double

South Carolina Kamilla Cardoso (17 pts/13 rebs) / Chloe Kitts (13 pts/10 rebs) at Texas A&M, 1/21/24
Opponent Alyssa Ustby (18 pts/12 rebs), at North Carolina, 11/30/23

Two Players had a Double-Double

South Carolina Kamilla Cardoso (17 pts/13 rebs) / Chloe Kitts (13 pts/10 rebs) at Texas A&M, 1/21/24
Opponent Lexie Hull (18 pts/13 rebs), vs. Stanford, 4/2/21

Three or More Players had a Double-Double

South Carolina L. Amihere (11 pts/11 rebs) / A. Boston (11 pts/12 rebs) / L. Grissett (13 pts/10 rebs) / V. Saxton (19 pts/12 rebs) vs. Charleston, 11/25/20
Opponent Shakira Austin (10 pts/16 rebs) / Kaila Charles (17 pts/10 rebs) / Channise Lewis (10 pts/12 assts), Maryland, 11/18/18

Had a Triple-Double

South Carolina Aliyah Boston (16 pts/11 rebs/10 blks) vs. Georgia, 1/21/21
Opponent Never

TEAM

Scored 100 Points

South Carolina 104 vs. Morgan St., 12/6/23
Opponent 103, Clemson, 11/21/03

Won by 30 or More Points

South Carolina 99-64 (35) at Texas A&M, 1/21/24
Opponent 66-34 (32), Georgia, 3/4/11

Overcame More Than 15-Point Deficit to Win

South Carolina 18 (16-34) 6:24 in 2nd qtr. vs. Stanford, 12/21/21*
Opponent 16 (21-37) 1:43 in 2nd qtr., at Tennessee, 2/18/21

Shot 65% or Better from the Field

South Carolina .672 (39-58) at Texas A&M, 1/21/24
Opponent Never

Shot 60% or Better from the Field

South Carolina .619 (39-63) at Vanderbilt, 1/19/23
Opponent .604 (29-48), Vanderbilt, 1/18/01

Shot 50% or Better from the Field

South Carolina .588 (40-68) vs. Kentucky, 1/15/24
Opponent .500 (29-58) vs. Maryland, 3/27/23

No Players in Double-Figure Points

South Carolina at Auburn, 1/19/12
Opponent Mississippi Valley State, 11/24/23

Five Players in Double-Figure Points

South Carolina at Texas A&M, 1/21/24
Opponent at Alabama, 1/5/20

More Than Five Players in Double-Figure Points

South Carolina 7 vs. Presbyterian, 12/16/23
Opponent 6, Maryland, 11/18/18

Faced AP Top-25 Opponent

Win 78-69 vs. No. 11 Utah 12/10/23
Loss 67-75 at No. 21 Tennessee, 2/18/21

Faced AP Top-10 Opponent

Win 100-71 vs. No. 10 Notre Dame, 11/6/23
Loss 46-54 vs. No. 8 NC State, 12/3/20

Faced AP Top-5 Opponent

Win 88-64 vs. No. 3 LSU, 2/12/23
Loss 73-77 vs. No. 3, Iowa, 3/31/23

Faced AP No. 1 Team

Win Never
Loss 68-93 vs. Baylor, 3/30/19

Overtime Game

Win 64-57 at Ole Miss, 2/19/23
Loss 69-70 at Missouri, 12/30/21

Double-Overtime Game

Win 82-73 at Purdue, 12/16/18
Loss 92-94 at Clemson, 11/19/09

South Carolina Was Ranked (AP Poll)

No. 1 No. 1, 1/22/24
Top 5 No. 5, 3/8/21
Top 10 No. 6, 10/17/23
Top 25 No. 15, 3/19/19

* indicates program record

SOUTH CAROLINA SINGLE-QUARTER RECORDS

TEAM			INDIVIDUAL		
Scoring			Scoring		
Most	Points		Most	Points	
1. vs. Maryland, 11/12/23, 3rd qtr.	37		1. Kaela Davis at Auburn, 1/5/17, 1st qtr.	19	
vs. Saint Peter's, 11/22/16, 1st qtr.	37		2. A'ja Wilson vs. Notre Dame, 11/26/17, 4th qtr.	18	
3. vs. Presbyterian, 12/16/23 1st qtr/	36		3. Alexis Jennings at Florida, 2/17/19, 3rd qtr.	17	
at Kentucky, 1/12/23, 4th qtr.	36		4. Zia Cooke at Georgia, 1/2/23, 4th qtr.	15	
vs. Alabama, 2/3/22, 1st qtr.	36		Aliyah Boston vs. Florida, 12/31/20, 2nd qtr.	15	
at Vanderbilt, 1/12/20, 3rd qtr.	36		M. Herbert Harrigan vs. TX A&M, 3/1/20, 1st qtr.	15	
vs. Alabama State, 3rd qtr.	36		Kaela Davis vs. Quinnipiac, 3/25/17, 3rd qtr.	15	
			Tina Roy vs. Arkansas, 1/3/16, 3rd qtr.	15	
Fewest	Points		Rebounding		
1. vs. App State, 12/5/18, 4th qtr.	5		Most	Rebs	
2. vs. Oregon State, 3/23/21, 4th qtr.	6		1. Kamilla Cardoso vs. Ole Miss, 3/4/23, 2nd qtr.	9	
vs. Indiana, 11/28/19, 4th qtr.	6		Aliyah Boston vs. N. Carolina, 3/25/22, 4th qtr.	9	
vs. St. John's, 11/25/17, 2nd qtr.	6		LeLe Grissett at Vanderbilt, 1/14/21, 4th qtr.	9	
vs. Stanford, 3/31/17, 2nd qtr.	6		Aliyah Boston vs. UConn, 2/10/20, 1st qtr.	9	
vs. UCLA, 12/18/16, 1st qtr.	6		Aliyah Boston vs. Arkansas, 1/9/20, 1st qtr.	9	
			Alaina Coates at Arkansas, 2/5/17, 1st qtr.	9	
			Alaina Coates at Georgia, 1/26/17, 2nd qtr.	9	
Fewest Allowed	Points		Rebounding		
1. vs. Texas, 3/30/21, 4th qtr.	0		Most	Rebs	
at Vanderbilt, 1/14/21, 2nd qtr.	0		1. Kamilla Cardoso vs. Ole Miss, 3/4/23, 2nd qtr.	9	
at Ole Miss, 1/30/20, 1st qtr.	0		Aliyah Boston vs. N. Carolina, 3/25/22, 4th qtr.	9	
4. at Cal Poly, 11/22/22, 1st qtr.	2		LeLe Grissett at Vanderbilt, 1/14/21, 4th qtr.	9	
vs. Howard, 3/18/22, 2nd qtr.	2		Aliyah Boston vs. UConn, 2/10/20, 1st qtr.	9	
vs. Howard, 3/18/22, 1st qtr.	2		Aliyah Boston vs. Arkansas, 1/9/20, 1st qtr.	9	
vs. UConn, 2/10/20, 1st qtr.	2		Alaina Coates at Arkansas, 2/5/17, 1st qtr.	9	
			Alaina Coates at Georgia, 1/26/17, 2nd qtr.	9	
Most Allowed	Points		Rebounding		
1. vs. Baylor, 12/2/18, 1st qtr.	32		Most	Rebs	
at Maryland, 11/13/17, 4th qtr.	32		1. Kamilla Cardoso vs. Ole Miss, 3/4/23, 2nd qtr.	9	
vs. Kentucky, 2/26/17, 4th qtr.	32		Aliyah Boston vs. N. Carolina, 3/25/22, 4th qtr.	9	
4. vs. Arkansas, 3/8/19, 3rd qtr.	30		LeLe Grissett at Vanderbilt, 1/14/21, 4th qtr.	9	
vs. Connecticut, 3/26/18, 1st qtr.	30		Aliyah Boston vs. UConn, 2/10/20, 1st qtr.	9	
vs. Syracuse, 3/25/16, 4th qtr.	30		Aliyah Boston vs. Arkansas, 1/9/20, 1st qtr.	9	
			Alaina Coates at Arkansas, 2/5/17, 1st qtr.	9	
			Alaina Coates at Georgia, 1/26/17, 2nd qtr.	9	
Margin of Difference	Score	Margin	Rebounding		
Lead			Total	Rebs	
1. vs. Alabama State, 11/5/19, 3rd qtr.	36-9	+37	1. vs. Arkansas, 3/7/20, 4th qtr.	28	
2. vs. App State, 11/17/19, 1st qtr.	35-3	+32	2. vs. Charleston, 11/25/20, 3rd qtr.	22	
3. vs. Charleston, 11/25/20, 3rd qtr.	34-8	+26	3. vs. Howard, 3/18/22, 1st qtr.	21	
vs. USC Upstate, 11/21/19, 3rd qtr.	33-7	+26	4. vs. Mississippi Valley State, 11/24/23, 2nd	20	
vs. Arkansas, 1/3/16, 2nd qtr.	35-9	+26	vs Coastal Carolina, 12/21/22, 1st qtr.	20	
5. vs. Clemson, 11/16/23, 1st qtr.	31-6	+25	vs. Hampton, 11/27/22, 3rd qtr.	20	
vs. Saint Peter's, 11/22/16, 1st qtr.	37-12	+25	vs. Howard, 3/18/22, 3rd qtr.	20	
			vs. Howard, 3/18/22, 2nd qtr.	20	
			vs. Charleston, 11/25/20, 1st qtr.	20	
			at Ohio State, 11/14/16, 1st qtr.	20	
Deficit	Score	Margin	Margin		
1. vs. UConn, 2/1/18, 2nd qtr.	8-29	-21	1. vs. Hampton, 11/27/22, 3rd qtr.	20-2	+18
2. at Tennessee, 2/15/18, 3rd qtr.	9-29	-20	vs. Charleston, 11/25/20, 3rd qtr.	22-4	+18
3. vs. Baylor, 12/2/18, 1st qtr.	13-32	-19	3. vs. Arkansas, 1/22/23, 2nd qtr.	19-2	+17
at Mississippi State, 2/5/18, 4th qtr.	9-28	-19	4. vs. Arkansas, 1/22/23, 3rd qtr.	18-2	+16
5. vs. Indiana, 11/28/19, 4th qtr.	6-24	-18	vs. Howard, 3/18/22, 2nd qtr.	20-4	+16
vs. Connecticut, 3/26/18, 1st qtr.	12-30	-18	vs. Arkansas, 3/7/20, 4th qtr.	21-5	+16
Field Goals	Score	Margin	Field Goals		
Made			Made	FGM	
1. at Florida, 2/27/20, 1st qtr.	15		1. at Florida, 2/27/20, 1st qtr.	15	
vs. Saint Peter's, 11/22/16, 1st qtr.	15		vs. Saint Peter's, 11/22/16, 1st qtr.	15	
3. vs. Coastal Carolina, 12/21/22, 1st qtr.	14		3. vs. Coastal Carolina, 12/21/22, 1st qtr.	14	
vs. Alabama, 2/3/22, 1st qtr.	14		vs. Alabama, 2/3/22, 1st qtr.	14	
vs. App State, 11/17/19, 1st qtr.	14		vs. App State, 11/17/19, 1st qtr.	14	
vs. Notre Dame, 11/26/17, 4th qtr.	14		vs. Notre Dame, 11/26/17, 4th qtr.	14	
vs. Arkansas, 1/3/16, 2nd qtr.	14		vs. Arkansas, 1/3/16, 2nd qtr.	14	
Attempts	FGA		Attempts		
1. vs. Arkansas, 3/7/20, 4th qtr.	28		1. vs. Arkansas, 3/7/20, 4th qtr.	28	
2. vs. Howard, 3/18/22, 1st qtr.	25		2. vs. Howard, 3/18/22, 1st qtr.	25	
vs. Arkansas, 1/9/20, 3rd qtr.	25		vs. Arkansas, 1/9/20, 3rd qtr.	25	
4. 6 times, last vs. Maryland, 11/12/23, 3rd qtr.	24		4. 6 times, last vs. Maryland, 11/12/23, 3rd qtr.	24	



Great Gamecock Fans

18,000	Georgia, 2/26/23
18,000	LSU, 2/12/23
18,000	Tennessee, 2/20/22
18,000	Texas A&M, 3/1/20
18,000	UConn, 2/10/20
18,000	Mississippi State, 3/3/19
18,000	UConn, 2/1/18
18,000	Kentucky, 2/26/17
18,000	UConn, 2/8/16
17,712	Clemson, 11/22/02*
17,156	Kentucky, 1/11/15
16,815	Ohio State, 11/13/15
16,465	Auburn, 1/2/15

* Inaugural Night of Colonial Life Arena

Year-by-Year Record

Year	Record	Pct.	Att. Avg.
2002-03	14-2	.875	3,244
2003-04	5-6	.455	1,828
2004-05	8-9	.471	1,764
2005-06	12-5	.706	1,455
2006-07	15-5	.750	1,845
2007-08	12-6	.667	1,802
2008-09	6-9	.400	2,793
2009-10	7-5	.583	3,442
2010-11	14-5	.737	2,996
2011-12	12-3	.800	3,139
2012-13	12-3	.800	4,082
2013-14	16-0	1.000	6,371
2014-15	16-0	1.000	12,293
2015-16	16-1	.941	14,364
2016-17	15-1	.938	12,277
2017-18	15-2	.882	13,239
2018-19	11-4	.733	11,542
2019-20	15-0	1.000	12,185
2020-21	10-1	.909	3,500*
2021-22	16-0	1.000	12,268
2022-23	17-0	1.000	12,942
2023-24	8-0	1.000	15,653
Total	272-67	.802	7,096*
Staley Era	206-34	.858	9,337*

* 2020-21 attendance not counted in average or streaks due to COVID-19 regulation restrictions

In women's basketball, Colonial Life Arena has become one of the most feared places to play as enormous crowds fill the building with passion for the Gamecocks.

The state of South Carolina has rallied around head coach Dawn Staley's program in unprecedented numbers as the Gamecocks have led the nation in average attendance in each of the last nine seasons. The Gamecocks were one of a few programs to finish the 2019-20 season averaging over 10,000 fans and boast nine sellouts (18,000) in the last eight seasons of full capacity arenas.

Colonial Life Arena is more than just the home of South Carolina men's and women's basketball, though. It is also a thriving entertainment venue that the city of Columbia and its surrounding metropolitan area are able to enjoy throughout the year.

Colonial Life Arena is the largest arena in the state of South Carolina with 18,000 seats, and the 10th-largest on-campus basketball facility in the nation. Located on the beautiful University of South Carolina campus, this one-of-a-kind facility features 41 suites, four entertainment suites, and the Frank McGuire Club, a full-service hospitality room that has a capacity of 300. The state-of-the-art facility also features plush seating, a technologically advanced sound system and a one-of-a-kind selection of unique concession foods that will delight fans of all ages.

In Summer 2017, a 12-display center-hung video board and ribbon boards were added to the arena bowl at a cost of \$4.2 million. The center-hung board features four convex-curved main displays that measure approximately 12' x 20' and can show any combination of live video, instant replays, statistics and game information, graphics and animations, and sponsorship messages.

The Arena has hosted numerous sold out shows, including Barnum and Bailey Circus, Paul McCartney, country superstars Kenny Chesney and Taylor Swift, WWE Wrestling, Kanye West and numerous other acts.

The largest building ever constructed at the University of South Carolina at 342,000 square feet, the Arena has an intimate double-deck design that puts every seat close to the action. The cantilever of the upper deck over the lower deck extends further than any other arena of its size with great sight lines.

Two spacious locker rooms for Gamecock men's and women's basketball include team meeting rooms, recruiting rooms, coaches locker rooms and an athletic training room.

Colonial Life Arena Notables

- Nine-Time National Attendance Leader (2015-present)
- NCAA Tournament Host in 2015, 2016, 2017, 2018
- 120 consecutive regular-season games with at least 10,000 fans (Jan. 2, 2015)*
- 9 official sellouts (18,000) since 2015-16 season
- 6 undefeated seasons at home
- Longest home win streak – 50 games (12/17/20-present)

* 2020-21 attendance not counted in average or streaks due to COVID-19 regulation restrictions

"It is a beautiful thing to see unfold because a lot of people really didn't think it could get done. I tip my hat to Gamecock Nation for making this a wonderful place and creating a home court advantage that allows us to win close basketball games."

– South Carolina Head Coach Dawn Staley



DAWN STALEY Head Coach

16th Season at South Carolina • 24th Season in Career

Catapulting South Carolina into the national spotlight when she was hired in May 2008, Dawn Staley has made the Gamecocks a mainstay in the battle for SEC and national championships. Under her leadership, the Gamecocks have reached many firsts – National Championships, NCAA Final Fours, No. 1 rankings, SEC regular-season and tournament titles, SEC Players of the Year, National Players of the Year, WNBA No. 1 Draft picks, an undefeated regular season, and No. 1 recruiting classes – to name the most notable.

In Staley's 16 seasons at the helm of the Gamecocks, highlights include:

- Two National Championships (2017, 2022)
- Five NCAA Final Fours in the last eight tournaments (2015, 2017, 2021, 2022, 2023)
- Ranking in the AP Top 25 every week since Dec. 10, 2012, the second-longest active streak in the nation (218)
- Six 30-win seasons, including a program-record 36 wins in 2022-23
- Seven SEC regular-season championships (2014, 2015, 2016, 2017, 2020, 2022, 2023)
- Seven SEC Tournament titles (2015, 2016, 2017, 2018, 2020, 2021, 2023)
- Three top-two recruiting classes (#1 in 2021, #1 in 2019, #2 in 2014)
- Nine NCAA Attendance titles (2015, 2016, 2017, 2018, 2019, 2020, 2021, 2022, 2023)

While her coaching career is in full bloom, Staley is still recognized for her body of work as a one of the most decorated participants in United States women's basketball history. The Naismith Memorial Basketball Hall of Fame solidified that legacy with her enshrinement as part of the Class of 2013. The Phoenix Club of Philadelphia established the Dawn Staley Award recognizing the nation's top guard in women's Division I basketball in 2013 as well. Staley was inducted into the Women's Basketball Hall of Fame as part of the Class of 2012.

In her 24th season as a head coach, Staley has led her college teams to 13 25-win seasons, a total of 19 postseason appearances (two WNIT) and 178 weeks in the Associated Press top 10, including the Gamecocks' 74 in the No. 1 spot – the fourth most times in the top spot in the history of that poll. Her .761 winning percentage (591-186) ranks ninth in the nation among active head coaches with at least 15 years of experience and 13th all-time.

Also a force in USA Basketball, Staley was named the U.S. Women's National Team head coach for 2017-21, leading the U.S. to gold in the 2018 FIBA World Cup and the 2019 and 2021 FIBA AmeriCups and stretching the U.S. Olympic gold medal streak to seven straight at the 2020 Tokyo Olympic Games. Prior to that appointment, Staley led three other U.S. teams to gold medals and served as an assistant on the Senior National Team 2006-08 and again 2014-16, during which the U.S. claimed gold in the 2014 FIBA World Championship and the 2008 and 2016 Olympics.

Now in her 16th season leading the Gamecocks, Staley has been named National Coach of the Year four times with her 2020 unanimous selection making her the first former Naismith Player of the Year to earn the Naismith Coach of the Year award. She is also a six-time SEC Coach of the Year. Staley is the only Gamecock basketball coach – men's or women's – to amass 300 victories at South Carolina and was the fastest coach to 200 wins in program history, needing just 277 games at South Carolina to reach the plateau. She is the program's all-time winningest coach with a program-record 12 postseason appearances and is the only black head coach in men's or women's basketball to win multiple national championships.

In the vaunted SEC, Staley's 188 league wins are the most among active league coaches and third all-time, trailing just Andy Landers (Georgia, 273) and Pat Summitt (Tennessee, 306). Her .774 SEC winning percentage (188-55) is second only to Summitt (.874) in league history. Her Gamecocks are the only SEC program with multiple 16-0 seasons in league history, hitting that mark in 2015-16, 2019-20 and 2022-23.

In addition to coaching two National Players of the Year and a National Freshman of the Year, Staley has helped 10 Gamecocks collect 25 All-America selections, three to pick up seven SEC Player of the Year honors, three to earn SEC Defensive Player of the Year recognition a total of seven times, two to SEC 6th Player of the Year honors and six to capture SEC Freshman of the Year. She has coached 18 Gamecocks to All-SEC honors a combined 37 times, including 20 first-team selections. In the last nine years, 14 Gamecocks have been selected in the WNBA Draft, including 10 first-rounders, highlighted by two overall No. 1 picks. Three Gamecocks have been named WNBA Rookie of the Year.

STALEY YEAR-BY-YEAR AT SOUTH CAROLINA

Year	School	Record	Conf. Rec.	Conf. Finish	Postseason
2008-09	South Carolina	10-18	2-12	11th	
2009-10	South Carolina	14-15	7-9	T-7th	
2010-11	South Carolina	18-15	8-8	T-5th	WNIT 2nd Round
2011-12	South Carolina	25-10	10-6	T-4th	NCAA Sweet 16
2012-13	South Carolina	25-8	11-5	T-4th	NCAA 2nd Round
2013-14	South Carolina	29-5	14-2	1st	NCAA Sweet 16
2014-15	South Carolina	34-3	15-1	T-1st	SEC Tourn. Champ./NCAA Final Four
2015-16	South Carolina	33-2	16-0	1st	SEC Tourn. Champ./NCAA Sweet 16
2016-17	South Carolina	33-4	14-2	1st	SEC Tourn. Champ./NCAA Champ.
2017-18	South Carolina	29-7	12-4	T-2nd	SEC Tourn. Champ./NCAA Elite Eight
2018-19	South Carolina	23-10	13-3	2nd	NCAA Sweet 16
2019-20	South Carolina	32-1	16-0	1st	SEC Tourn. Champ./NCAA canceled
2020-21	South Carolina	26-5	14-2	2nd	SEC Tourn. Champ./NCAA Final Four
2021-22	South Carolina	35-2	15-1	1st	NCAA Champion
2022-23	South Carolina	36-1	16-0	1st	SEC Tourn. Champ./NCAA Final Four
2023-24	South Carolina	17-0	5-0		
At SC	16th season	419-106	188-55	7 SEC Titles	7 SEC Trn. Titles, 2 NCAA Titles, 10 Sweet 16s
At Temple	8 seasons	172-80	100-25	3 A-10 Titles	4 A-10 Tourn. Titles, 6 NCAA appearances
Career	24th season	591-186	288-80		

QUICK FACTS

Coaching Highlights

College

- 17 NCAA Tournament Appearances (11 at South Carolina)
- 2x NCAA National Champion (2017, 2022)
- 6 30-Win Seasons
- 8 Regular-Season Conference Titles (SEC 2014, 2015, 2016, 2017, 2020, 2022, 2023; A-10 2008)
- 11 Conference Tournament Titles (SEC 2015, 2016, 2017, 2018, 2020, 2021, 2023; A-10 2002, 2004, 2005, 2006)
- 4-time National Coach of the Year (2014, 2020, 2022, 2023)
- 4-time WBCA Region Coach of the Year (Region 3 2014, 2015, 2016; Region 1 2005)
- Eight-time Conference Coach of the Year (SEC 2014, 2015, 2016, 2020, 2022, 2023; A-10 2004, 2005)

USA Basketball

- Senior National Team Head Coach (2017-21) – Tokyo Olympics gold (2020); FIBA AmeriCup gold (2021); co-National Coach of the Year (2021); FIBA AmeriCup gold (2019), FIBA World Cup gold (2018), National Coach of the Year (2018)
- Senior National Team Asst. Coach (2006-08, 2014-16) – Rio Olympics gold medal (2016), FIBA World Championship gold medal (2014), Beijing Olympics gold medal (2008), FIBA Americas Championship gold medal (2007), FIBA World Championship bronze medal (2006)
- U19 National Team Head Coach – FIBA U19 World Championship gold medal (2015), co-National Coach of the Year (2015)
- U18 National Team Head Coach – FIBA U18 Americas Championship gold medal (2014)
- Pan Am Games Head Coach – Gold medal (2007)

Playing Highlights

U.S. Professional – 11 seasons

- Five-time WNBA All-Star (2001, 2002, 2003, 2005, 2006)
- Two-time ABL All-Star (1997, 1998)
- WNBA All-Decade Team

USA Basketball

- Olympic gold medalist (1996, 2000, 2004)
- Flag bearer for U.S. in Olympic Games Opening Ceremony (2004)
- Two-time USA Basketball Female Athlete of the Year (1994, 2004)

College – Virginia (1989-92)

- Kodak All-America (1990, 1991, 1992)
- Honda-Broderick Cup Award for Collegiate Female Athlete of the Year (1991)
- Two-time ACC Player of the Year (1991, 1992)
- NCAA Tournament MOP (1991)

Other Notables

- Naismith Memorial Basketball Hall of Fame, Class of 2013
- Order of the Palmetto Recipient (2013)
- Women's Basketball Hall of Fame, Class of 2012
- Two-time Wanamaker Award (1997, 2005)
- Henry P. Iba Citizenship Award (2007)

STALEY ERA SINGLE-GAME RECORDS

Scoring

Most	Points
1. vs. Charleston, 11/25/20	119
2. vs. Maryland, 11/12/23	114
3. vs. Savannah State, 12/14/14	111
4. vs. Clemson, 11/16/23	109
5. at Vanderbilt, 1/14/21	106

Fewest	Points
1. at Stanford, 11/26/10	32*
2. vs. Georgia, 3/4/11	34
3. vs. Mississippi State, 3/5/09=	39
4. at Georgia, 1/13/13	40
5. at Mississippi State, 2/26/09	41

Fewest Allowed	Points
1. vs. Mississippi Valley State, 11/24/23	19*
2. vs. Howard, 3/18/22	21
vs. South Carolina State, 12/14/11	21
4. vs. Charleston Southern, 12/18/22	23
5. vs. Presbyterian, 11/27/11	24

Most Allowed	Points
1. at Connecticut, 2/11/19	97
2. vs. Arkansas, 3/8/19	95
3. vs. Baylor, 12/2/18	94
vs. Connecticut, 3/26/18	94
at Clemson, 11/19/09	94

Margin of Outcome

Victory	Score	Margin
1. vs. Miss. Valley State, 11/24/23	101-19	+82
2. vs. Charleston, 11/25/20	119-38	+81
3. vs. Presbyterian, 12/16/23	99-29	+70
vs. East Tennessee State, 11/7/22	101-31	+70
vs. Charleston Southern, 11/8/13	99-29	+70

Defeat	Score	Margin
1. at Stanford, 11/26/10	32-70	-38
2. vs. Georgia, 3/4/11	34-66	-32
3. vs. Stanford, 12/19/08	47-78	-31
4. at Penn State, 11/21/10	48-78	-30
5. vs. Connecticut, 3/26/18	65-94	-29
vs. Connecticut, 12/28/08	48-77	-29

Field Goals

Made	FGM
1. vs. Clemson, 11/16/23	44
2. vs. Maryland, 11/12/23	43
vs. Notre Dame, 11/6/23	43
vs. Coastal Carolina, 12/21/22	43
5. at Vanderbilt, 1/14/21	42
vs. Charleston, 11/25/20	42

Attempts	FGA
1. vs. Clemson, 11/16/23	83
vs. Maryland, 11/12/23	83
3. vs. Arkansas, 3/7/20	82
4. at Arkansas, 2/3/19	80
5. 4x, most recent	79
vs. South Dakota State, 11/20/23	
vs. Notre Dame, 11/6/23	

Highest Percentage (Min. 40 FGA)	FGM-A	Pct
1. vs. Morgan State, 12/6/23	41-60	.683
2. at Texas A&M, 1/21/24	39-58	.672
3. at Vanderbilt, 1/18/18	36-54	.667
4. vs. Auburn, 1/5/23	36-57	.647
5. vs. Savannah State, 3/20/15	34-53	.642

Lowest Percentage (Min. 40 FGA)	FGM-A	Pct
1. at Stanford, 11/26/10	12-55	.218
2. vs. Georgia, 3/4/11	12-52	.231
3. at Florida, 1/20/13	15-64	.234
4. at Kentucky, 2/5/09	13-55	.236
5. at Georgia, 1/2/11	13-54	.241

Lowest %age Allowed (Min. 40 FGA)	FGM-A	Pct
1. vs. Miss. Valley State, 11/24/23	8-67	.119*
2. vs. South Carolina State, 12/14/11	6-48	.125
2. vs. Howard, 3/18/22	8-54	.148
3. vs. Presbyterian, 12/16/23	10-64	.156
4. vs. Charleston Southern, 12/18/22	8-50	.160
vs. NC Central, 12/2/13	8-50	.160

Highest %age Allowed (Min. 40 FGA)	FGM-A	Pct
1. vs. Connecticut, 3/26/18	37-63	.587
2. vs. Connecticut, 2/11/19	37-65	.569
3. vs. Connecticut, 12/28/08	35-62	.565
vs. Florida, 1/9/11	26-46	.565
5. vs. Tennessee, 1/14/18	31-55	.564

3-Point Field Goals

Made	3FGM
1. vs. Minnesota, 12/11/16	16
2. vs. Temple, 12/21/18	15
3. vs. Appalachian State, 12/5/18	14
at Auburn, 1/5/17	14
5. at Iowa State, 12/6/20	13

Attempts	3FGA
1. vs. Howard, 3/18/22	38
2. vs. Minnesota, 12/11/16	33
3. vs. Syracuse, 3/25/16	32
4. vs. Temple, 12/21/18	31
5. vs. Drake, 11/24/18 (includes overtime)	30

Percentage (Min. 5 3FGA)	3FGM-A	Pct
1. vs. ETSU, 11/22/18	11-16	.688
2. vs. Kentucky, 2/18/18	6-9	.667
vs. Oregon State, 3/25/14	4-6	.667
vs. Ole Miss, 1/30/14	4-6	.667
vs. Savannah State, 12/28/13	4-6	.667
vs. Western Carolina, 12/29/12	6-9	.667
at Alabama, 1/10/10	8-12	.667
vs. Charlotte, 12/21/08	8-12	.667

Free Throws

Made	FTM
1. vs. Savannah State, 12/14/14	34
vs. Oregon State, 3/25/14	34
3. vs. Missouri, 1/10/16	32
vs. Ole Miss, 1/30/14	32
at Mississippi State, 1/6/12	32

Attempts	FTA
1. at Mississippi State, 1/6/13	50
2. vs. Savannah State, 12/28/13	48
3. vs. Charleston, 11/25/20	47
vs. Savannah State, 12/14/14	47
5. vs. Missouri, 2/2/14	46

Percentage (Min. 10 FTA)	FTM-A	Pct
1. vs. Alabama, 1/31/21	19-20	.950
2. vs. Quinnipiac, 3/25/17	18-19	.947
3. at Texas A&M, 2/23/17	15-16	.923
4. vs. Kentucky, 2/18/18	23-25	.920
5. vs. N.C. A&T, 11/29/21	11-12	.917
vs. Temple, 12/21/18	11-12	.917

Rebounding

Total	Rebs
1. vs. Arkansas, 1/22/23	74
2. vs. Clemson, 11/16/23	73
vs. Charleston, 11/25/20	73
4. vs. Howard, 3/18/22	69
5. vs. Mississippi Valley State, 11/24/23	66

Margin	Rebs	Margin
1. vs. Arkansas, 1/22/23	74-17	+57
2. vs. Hampton, 11/27/22	62-15	+47
3. vs. Clemson, 11/16/23	73-27	+46
4. vs. Charleston, 11/25/20	73-28	+45
5. vs. Howard, 3/18/22	69-28	+41

Offensive	Off. Rebs
1. vs. Arkansas, 1/22/23	32
2. vs. Tennessee, 2/20/22	31
3. vs. Howard, 3/18/22	30
4. vs. Elon, 11/9/12	29
5. vs. Arkansas, 3/7/20	28

Turnovers

Fewest	TOs
1. at Tennessee, 2/2/12	4
2. 10 times, most recent, at Ole Miss, 1/4/18	5

Most	TOs
1. at Wake Forest, 12/3/08	32
2. at Ole Miss, 2/25/16	29
vs. Hampton, 11/22/12	29
vs. Kentucky, 1/15/12	29
5. at Kentucky, 1/13/11	28

Assists

1. vs. Clemson, 11/16/23	30
vs. Maryland, 11/12/23	30
3. vs. Notre Dame, 11/6/23	29
vs. Minnesota, 12/11/16	29
5. vs. Mississippi Valley State, 11/24/23	27

Steals

1. at Alabama State, 11/11/18	22
2. vs. Alabama State, 11/10/17	21
vs. NC Central, 12/1/14	21
vs. Furman, 12/11/11	21
5. vs. San Diego State, 11/23/14	18

Blocked Shots

1. vs. Presbyterian, 12/16/23	17*
vs. Appalachian State, 11/17/19	17*
3. vs. South Dakota State, 11/20/23	16
vs. Coastal Carolina, 12/21/22	16
vs. Kansas State, 12/3/21	16
vs. Clemson, 11/15/18	16
vs. Winthrop, 12/13/15	16

* indicates also a school record

10 KAMILLA CARDOSO

6-7 • Sr. • Center • Montes Claros, Brazil
Major: Interdisciplinary Studies



Full Bio



INSTAGRAM: @Kamilla_Cardoso • X: @KamillaSCSilva

Career Notables

- Has been part of two SEC regular-season championships (2022, 2023), one SEC Tournament title (2023), a National Championship (2022) and two NCAA Final Fours (2022, 2023)
- Part of first team in program history to be ranked No 1 in both the AP and the USA Today Coaches' Polls every week of the season ... group went on to become just third program to hold No. 1 spot in the AP Poll in back-to-back seasons
- Reached 1,000 career points Dec. 29, 2023, at Bowling Green
- Joined the Gamecocks after spending her 2020-21 freshman year at Syracuse, where she became the first to earn ACC Freshman of the Year honors, adding league co-Defensive Player of the Year and All-ACC First Team honors
- Came out of high school as the No. 1 center and No. 5 overall recruit in the Class of 2020
- On the international stage, has helped Brazil to medals in the 2023 FIBA AmeriCup (gold, MVP), 2022 FIBA South America Championships (gold, MVP) and 2021 FIBA AmeriCup (bronze)

Season Highlights

- Has twice earned a spot on the USBWA National Players of the Week list twice (Nov. 11, Dec. 3) ... was SEC Player of the Week after the opening week (Nov. 12)
- Ranks among NCAA's top 20 in blocks per game (2.9, 7th – 1st in SEC), field goal percentage (16th – 1st in SEC), rebounds per game (17th – 4th in SEC), double-doubles (10, 15th – 5th in SEC)
- Dominated the glass at Texas A&M (Jan. 21) with seven of her 13 boards coming in the second quarter, during which the Aggies collected just eight boards as a team
- Had a hot start against Kentucky (Jan. 15), scoring four of her 12 points in addition to three blocks and five boards all within just the first six minutes of play en route to her 25th career double-double
- Extended her double-double streak to three against Mississippi State (Dec. 7), putting up seven points in the opening quarter en route to 13 points and 14 boards, in addition to matching her career high of six assists
- Dominated the glass at Florida (Jan. 4) with 15 rebounds – one shy of her career high – en route to her seventh double-double of the season
- Scored the last of her 17 points against #11/7 Utah (Dec. 10) on a pair of free throws in a five-point game with 31 seconds to play
- Broke a tie game at Duke (Dec. 3) with the first of her eight fourth-quarter points and added the other on a personal 7-0 run that build a 13-point lead with 3:11 to play
- Grabbed seven of her 16 rebounds at #24/24 North Carolina (Nov. 30) and added two of her four blocks in the pivotal third quarter that saw UNC score just 12 points ... snagged three defensive boards in 90-second span to help fuel a 6-0 Gamecock run midway through the period
- Scored nine of her Gamecock career high 23 points against South Dakota State (Nov. 20) in the second quarter to create separation after establishing just a four-point advantage in the first quarter
- Burst into the season and a starting role with a 20-point, 15-rebound outing in the Gamecocks' historic season debut in Paris with eight of her rebounds coming in the pivotal second quarter against #10/10 Notre Dame (Nov. 6) and 13 of her points coming in just 6:25 of the third quarter to shut the door on the Fighting Irish

Awards

At South Carolina

- Honorable Mention All-America (2023)
- Second-Team All-SEC (2023)
- SEC 6th Woman of the Year (2023)
- SEC Academic Honor Roll (2022)

At Syracuse

- ACC co-Defensive Player of the Year (2021)
- ACC Freshman of the Year (2021)
- All-ACC First Team (2021)
- ACC All-Defensive Team (2021)
- ACC All-Freshman Team (2021)

High School

- McDonald's All-America (2020)
- WBCA All-America (2020)
- Jordan Brand Classic (2020)

International (Brazil)

- 2023 FIBA AmeriCup, gold medal
- 2023 FIBA AmeriCup, MVP
- 2022 FIBA South America Championships, gold medal
- 2022 FIBA Olympic Qualifying Tourn. (Serbia), All-Star 5
- 2021 FIBA AmeriCup, bronze medal

Miscellaneous

	Season	Career	Record
Double-Doubles	10	26*	23-3
20+ Points	2	5*	5-0
10+ Points	15	59*	49-10
10+ Rebounds	11	32*	28-4
5+ Blocks	4	13*	12-1
5+ Assists	3	4	4-0
Tm-High Points	5	20*	16-4
Tm-High Rebs.	12	39*	33-6

2023-24 GAME-BY-GAME

Opponent	Date	GS	MIN	FG-FGA	PCT	3FG-3FGA	PCT	FT-FTA	PCT	OFF	DEF	TOT	AVG	PF	A	TO	BLK	STL	PTS	AVG
vs Notre Dame	11/06/2023	*	24:22	9-14	.643	0-0	.000	2-3	.667	6	9	15	15.0	2	1	2	4	0	20	20.0
Maryland	11/12/2023	*	24:52	5-7	.714	0-0	.000	2-2	1.000	1	6	7	11.0	4	2	1	2	0	12	16.0
Clemson	11/16/2023	*	22:57	6-9	.667	0-0	.000	3-7	.429	4	9	13	11.7	1	4	2	3	0	15	15.7
South Dakota St.	11/20/2023	*	32:10	8-12	.667	0-0	.000	7-8	.875	5	5	10	11.3	1	0	0	6	1	23	17.5
Mississippi Val.	11/24/2023	*	20:34	7-13	.538	0-0	.000	0-3	.000	5	5	10	11.0	1	3	0	5	0	14	16.8
at North Carolina	11/30/2023	*	32:52	2-5	.400	0-0	.000	2-4	.500	3	13	16	11.8	5	2	2	4	2	6	15.0
at Duke	12/03/2023	*	34:55	5-10	.500	0-0	.000	5-7	.714	3	11	14	12.1	0	2	3	0	2	15	15.0
Morgan St.	12/06/2023	*	20:20	4-5	.800	0-0	.000	2-2	1.000	1	6	7	11.5	0	0	2	2	0	10	14.4
vs Utah	12/10/2023	*	25:25	6-9	.667	0-0	.000	5-5	1.000	0	6	6	10.9	4	1	4	2	0	17	14.7
Presbyterian	12/16/2023	*	22:30	5-8	.625	0-0	.000	2-3	.667	5	4	9	10.7	1	3	1	7	0	12	14.4
at Bowling Green	12/19/2023	*	18:51	5-7	.714	0-0	.000	1-1	1.000	0	4	4	10.1	1	5	3	2	1	11	14.1
at East Carolina	12/30/2023	*	20:48	4-8	.500	0-0	.000	4-4	1.000	3	7	10	11.1	2	5	0	2	0	12	13.9
at Florida	01/04/2024	*	28:17	5-8	.625	0-0	.000	0-0	.000	3	12	15	10.5	0	1	3	1	1	10	13.6
Mississippi St.	01/07/2024	*	28:58	5-11	.455	0-0	.000	3-6	.500	7	7	14	10.7	2	6	2	1	0	13	13.6
at Missouri	01/11/2024	*	21:30	2-5	.400	0-0	.000	3-3	1.000	2	6	8	10.5	3	1	2	1	0	7	13.1
Kentucky	01/15/2024	*	21:35	6-9	.667	0-0	.000	0-1	.000	4	7	11	10.6	2	3	2	5	0	12	13.1
at Texas A&M	01/21/2024	*	25:15	7-9	.778	0-0	.000	3-4	.750	3	10	13	10.7	1	1	1	2	0	17	13.3
Totals			16 426:11	91-149	.611	0-0	.000	44-63	.698	55	127	182	10.7	30	40	30	49	7	226	13.3

CAREER STATS

SEASON	TEAM	GP-GS	MIN/AVG	FG-FGA	FG%	3FG-3FGA	3FG%	FT-FTA	FT%	OFF	DEF	TOT	AVG	PF-FO	A	TO	BLK	STL	PTS	AVG
2020-21	SU	24-23	565/23.5	132-229	.576	0-1	.000	62-103	.602	82	111	193	8.0	65-0	16	42	65	15	326	13.6
2021-22	USC	32-0	424/13.3	68-123	.553	0-0	.000	38-53	.717	61	103	164	5.1	49-0	31	39	46	11	174	5.4
2022-23	USC	36-0	678/18.8	138-247	.559	0-0	.000	77-111	.694	134	173	307	8.5	69-1	33	39	70	14	353	9.8
2023-24	USC	17-16	426/25.1	91-149	.611	0-0	.000	44-63	.698	55	127	182	10.7	30-1	40	30	49	7	226	13.3
TOTAL FOR USC		85-16	1528/18.0	297-519	.572	0-0	.000	159-227	.700	250	403	653	7.7	148-2	104	108	165	32	753	8.9
TOTAL		109-39	2093/19.2	429-748	.574	0-1	.000	221-330	.670	332	514	846	7.8	213-2	120	150	230	47	1079	9.9

Career Highs

- Pts.....25 vs. Lincoln (PA), 12/2/20*
- FG.....12 vs. Lincoln (PA), 12/2/20*
- FGA.....15 vs. Lincoln (PA), 12/2/20*
- FT.....8 at Pitt, 2/7/21*
- FTA.....11 at Pitt, 2/7/21*
- Reb.....16, 3x, last at North Carolina, 11/30/23*
- Off Reb.....10 vs. Florida State, 3/5/21*
- Blk.....9 vs. Notre Dame, 1/31/21*
- Stl.....2, 8x, last at Duke, 12/3/23*
- Asst.....6, 2x, last vs. Mississippi State, 1/7/24
- Min.....35 at Ole Miss, 2/19/23

SEC Career Highs

- Pts.....18 vs. LSU, 2/12/23
- FG.....7, 3x, last at Texas A&M, 1/21/24
- FGA.....11 vs. Mississippi State, 1/7/24
- FT.....6, 2x, last vs. Kentucky, 2/2/23
- FTA.....8 vs. Arkansas, 1/22/23
- Reb.....16 vs. Arkansas, 1/22/23
- Off Reb.....8 vs. Arkansas, 1/22/23
- Blk.....5, 3x, last vs. Kentucky, 1/15/24
- Stl.....2, 2x, last at Mississippi State, 1/8/23
- Asst.....6, vs. Mississippi State, 1/7/24
- Min.....35 at Ole Miss, 2/19/23

* indicates occurred at least once at previous school

20 SANIA FEAGIN

6-3 • Jr. • Forward • Ellenwood, Ga.
Major: Services Management



Full Bio



INSTAGRAM: @Supreme.Nia • X: @SupremeNia

Career Notables

- Has been part of two SEC regular-season championships (2022, 2023), one SEC Tournament title (2023), a National Championship (2022) and two NCAA Final Fours (2022, 2023)
- In 2021-22 season, part of first team in program history to be ranked No 1 in both the AP and the USA Today Coaches' Polls every week of the season ... group went on to become just third program to hold No. 1 spot in the AP Poll in back-to-back seasons
- Ranked No. 1 forward and No. 4 overall player in the Class of 2021
- Consensus first-team High School All-American after a senior year (2020-21) ... helped Forest Park to 6A state championship in 2020 and a 5A runner-up finish in 2021

Season Highlights

- Has played in every game this season, averaging 13.3 minutes
- Has shot 76.5 percent from the field over the last three games (13-17), during which she has played 18.7 minutes per game
- Had a breakout game at Texas A&M (Jan. 21), tying her career-high 15 points, including the last six points of the first quarter to help build a 17-point lead
- Was outstanding on both ends of the court at Missouri (Jan. 11), handing out a career-high four assists to go with 10 points, which included four in the pivotal second quarter to help establish a 13-point halftime lead
- Added a putback to the Gamecocks' 9-0 run to close the first half against #14/11 Maryland (Nov. 12)
- Scored six points of her 12 points against #10/10 Notre Dame (Nov. 6) in the Gamecocks' first-quarter rally, capping the surge with a transition layup

Awards

At South Carolina
SEC Community Service Team (2023)
SEC Academic Honor Roll (2022)

High School

Naismith All-America First Team
WBCA All-America
McDonald's All-America
Gatorade Georgia Player of the Year (2020)

USA Basketball

2021 FIBA U19 World Cup, gold medal
2019 U16 National Team finalist

Miscellaneous

	Season	Career	Record
10+ Points	5	11	11-0
Tm-High Points	0	1	1-0
Tm-High Rebs	0	1	1-0
Tm-High Assts	1	1	1-0

Career Highs

Pts.....15, 2x, last at Texas A&M, 1/21/24
FG.....7 vs. ETSU, 11/07/22
FGA.....10 at Auburn, 2/9/23
FT.....5 vs. Memphis, 12/03/22
FTA.....6, 2x, last vs. Memphis, 12/03/22
Reb.....7, 3x, last vs. Coastal Carolina, 12/21/22
Off Reb.....3, 6x, last vs. Maryland, 11/12/23
Blk.....3, 3x, last vs. Coastal Carolina, 12/21/22
Stl.....2 at Georgia, 2/13/22
Asst.....4, 2x, last at Missouri, 1/11/24
Min.....21, 2x, last at Texas A&M, 1/21/24

SEC Career Highs

Pts.....15 at Texas A&M, 1/21/24
FG.....5, 2x, last at Texas A&M, 1/21/24
FGA.....10 at Auburn, 2/9/23
FT.....4 at Texas A&M, 1/21/24
FTA.....4 at Texas A&M, 1/21/24
Reb.....6, 2x, last vs. vs. Texas A&M, 12/29/22
Off Reb.....3 vs. Texas A&M, 12/29/22
Blk.....2, 3x, last at Texas A&M, 1/21/24
Stl.....2 at Georgia, 2/13/22
Asst.....4 at Missouri, 1/11/24
Min.....21 at Texas A&M, 1/21/24

2023-24 GAME-BY-GAME

Opponent	Date	GS	MIN	FG-FGA	PCT	3FG-3FGA	3FG%	FT-FTA	FT%	PCT	OFF	DEF	TOT	AVG	PF	A	TO	BLK	STL	PTS	AVG
vs Notre Dame	11/06/2023		13:56	6-9	.667	0-0	.000	0-0	.000		3	1	4	4.0	2	0	2	0	0	12	12.0
Maryland	11/12/2023		13:36	4-7	.571	0-0	.000	0-0	.000		3	3	6	5.0	3	1	0	0	0	8	10.0
Clemson	11/16/2023		20:42	2-6	.333	0-2	.000	2-4	.500		2	4	6	5.3	1	1	1	0	1	6	8.7
South Dakota St.	11/20/2023		15:29	3-8	.375	0-0	.000	0-0	.000		2	4	6	5.5	0	1	0	1	1	6	8.0
Mississippi Val.	11/24/2023		21:04	5-8	.625	0-0	.000	2-2	1.000		2	3	5	5.4	2	4	3	2	0	12	8.8
at North Carolina	11/30/2023		02:38	0-2	.000	0-0	.000	0-0	.000		0	0	0	4.5	0	0	0	0	0	0	7.3
at Duke	12/03/2023		04:08	0-0	.000	0-0	.000	1-2	.500		0	1	1	4.0	0	0	1	0	0	1	6.4
Morgan St.	12/06/2023		15:36	5-6	.833	0-0	.000	0-0	.000		1	5	6	4.3	0	1	1	1	1	10	6.9
vs Utah	12/10/2023		09:16	1-2	.500	0-0	.000	1-2	.500		1	2	3	4.1	3	1	2	0	1	3	6.4
Presbyterian	12/16/2023		15:04	1-2	.500	0-0	.000	0-0	.000		0	2	2	3.9	1	1	1	0	0	2	6.0
at Bowling Green	12/19/2023		12:07	2-5	.400	0-0	.000	1-1	1.000		2	3	5	4.0	3	2	2	0	1	5	5.9
at East Carolina	12/30/2023		16:57	4-7	.571	0-0	.000	1-4	.250		2	2	4	4.0	2	0	2	2	0	9	6.2
at Florida	01/04/2024		08:11	0-1	.000	0-0	.000	0-0	.000		0	2	2	3.8	1	1	3	0	1	0	5.7
Mississippi St.	01/07/2024		02:43	0-1	.000	0-0	.000	0-0	.000		0	1	1	3.6	0	0	1	0	0	0	5.3
at Missouri	01/11/2024		18:30	4-5	.800	0-0	.000	2-2	1.000		2	2	4	3.7	1	4	0	0	1	10	5.6
Kentucky	01/15/2024		15:59	4-6	.667	0-0	.000	0-2	.000		0	2	2	3.6	2	1	0	0	1	8	5.8
at Texas A&M	01/21/2024		20:53	5-6	.833	1-1	1.000	4-4	1.000		1	3	4	3.6	4	0	3	2	0	15	6.3
Totals			0 226:48	46-81	.568	1-3	.333	14-23	.609		21	40	61	3.6	25	18	22	8	8	107	6.3

CAREER STATS

SEASON	TEAM	GP-GS	MIN/AVG	FG-FGA	FG%	3FG-3FGA	3FG%	FT-FTA	FT%	OFF	DEF	TOT	AVG	PF	A	TO	BLK	STL	PTS	AVG
2021-22	USC	31-0	132/4.3	21-34	.618	0-0	.000	16-28	.571	14	31	45	1.5	19-0	6	18	12	5	58	1.9
2022-23	USC	27-0	213/7.9	54-90	.600	1-1	1.000	22-30	.733	29	36	65	2.4	31-0	7	22	19	4	131	4.9
2023-24	USC	17-0	227/13.3	46-81	.568	1-3	.333	14-23	.609	21	40	61	3.6	25-0	18	22	8	8	107	6.3
TOTAL		75-0	572/7.6	121-205	.590	2-4	.500	52-81	.642	64	107	171	2.3	75-0	31	62	39	17	296	3.9

12 MiLaysia Fulwiley

5-10 • Fr. • Guard • Columbia, S.C.
Major: Retailing



Full Bio



Awards

High School

All-America (WBCA; McDonald's; Naismith 3rd team - 2023)
All-USA TODAY Team (2023)
3x SCBCA 3A Player of the Year (2022-co, 2021-co 2020)
SCBCA 2A Player of the Year (2023)

Miscellaneous

	Season	Career	Record
10+ Points	12	12	12-0
5+ Assists	3	3	3-0
5+ Steals	1	1	1-0
Tm-High Points	6	6	6-0
Tm-High Assists	2	2	2-0

Career Highs

Pts.....21 at Texas A&M, 1/21/24
 FG.....8, 3x, last at Texas A&M, 1/21/24
 FGA.....16, 2x, last vs. Presbyterian, 12/16/23
 3FG.....4 vs. Clemson, 11/16/23
 3FGA.....7, 2x, last vs. Presbyterian, 12/16/23
 FT.....6 vs. Morgan State, 12/6/23
 FTA.....8 vs. Morgan State, 12/6/23
 Reb.....9, 2x, last at East Carolina, 12/30/23
 Off Reb.....3 vs. Clemson, 11/16/23
 Blk.....3 vs. Presbyterian, 12/16/23
 Stl.....6 vs. Notre Dame, 11/6/23
 Asst.....6, 2x, last vs. Morgan State, 12/6/23
 Min.....34 vs. South Dakota State, 11/20/23

SEC Career Highs

Pts.....21, at Texas A&M, 1/21/24
 FG.....8, at Texas A&M, 1/21/24
 FGA.....12, at Texas A&M, 1/21/24
 3FG.....3, 2x, last at Texas A&M, 1/21/24
 3FGA.....5, at Texas A&M, 1/21/24
 FT.....5 vs. Mississippi State, 1/7/24
 FTA.....5 vs. Mississippi State, 1/7/24
 Reb.....2, 2x, last at Missouri, 1/11/24
 Off Reb.....1 vs. Kentucky, 1/15/24
 Blk.....2 at Florida, 1/4/24
 Stl.....3 vs. Kentucky, 1/15/24
 Asst.....3, at Texas A&M, 1/21/24
 Min.....22 vs. Kentucky, 1/15/24

Career Notables

- Consensus High School All-Americans and part of the All-USA Today Team as a senior (2023)
- Four-time SCBCA Player of the Year (2A - 2023; 3A - 2022, 2021, 2020)
- Ranked No. 13 overall player in the Class of 2023
- Started varsity career as a seventh grader and helped W.J. Keenan High School to the first of four state titles during her six varsity seasons, including three straight (2020, 2021, 2022)

Season Highlights

- Ranks 13th in the SEC in blocks per game (1.1)
- Has led the team in scoring a team-high six times this season
- Earned SEC co-Freshman of the Week honors after putting up a season-high 21 points on the road at Texas A&M (Jan. 21), scoring 13 in the second quarter alone, including three 3s, with the final being a buzzer-beater to cap a 9-0 run heading into the half
- Hit the first of her three first-half 3s to end an early 4-0 run by Kentucky (Jan. 15) and added two more early in the second quarter en route to an SEC career-high 14 points, which tied for the team lead
- Shot 50.0 percent from the field in her SEC debut at Florida (Jan. 4), including a pair of drives during a 14-0 first-quarter run the blew open the game early
- Scored six of her nine points at Duke (Dec. 3) in the tight fourth quarter on perfect field goal and free throw shooting in the period after the Blue Devils tied the game early in the final stanza ... high a deep, buzzer-beating 3 to end the first quarter and bring the Gamecocks within two.
- Led the offense against Clemson (Nov. 16) with 12 of her 18 points coming on four 3s and just missing a double-double with nine rebounds
- Hit a 3 to knot the game against #14/11 Maryland (Nov. 12) with 4:15 to go in the second quarter, sparking a 23-8 surge that gave the Gamecocks a 12-point halftime lead
- Burst onto the college basketball scene with a jaw-dropping effort against #10/10 Notre Dame (Nov. 6), scoring seven of her 17 points in the pivotal second quarter, all in a 17-4 run that closed the half ... finished with 17 points, six assists and six steals in her 26 minutes

2023-24 GAME-BY-GAME

Opponent	Date	GS	MIN	FG-FGA	PCT	3FG-3FGA	PCT	FT-FTA	PCT	OFF	DEF	TOT	AVG	PF	A	TO	BLK	STL	PTS	AVG
vs Notre Dame	11/06/2023		25:57	8-14	.571	1-4	.250	0-2	.000	0	1	1	1.0	2	6	1	1	6	17	17.0
Maryland	11/12/2023		14:46	4-8	.500	2-4	.500	2-2	1.000	0	1	1	1.0	2	2	1	2	2	12	14.5
Clemson	11/16/2023		16:11	7-13	.538	4-7	.571	0-0	.000	3	6	9	3.7	5	3	3	0	1	18	15.7
South Dakota St.	11/20/2023	*	34:16	5-16	.313	0-4	.000	1-1	1.000	2	3	5	4.0	2	3	2	2	0	11	14.5
Mississippi Val.	11/24/2023		26:14	6-12	.500	0-5	.000	5-7	.714	0	4	4	4.0	3	5	4	2	1	17	15.0
at North Carolina	11/30/2023		03:23	0-1	.000	0-0	.000	0-0	.000	0	0	0	3.3	1	0	0	1	0	0	12.5
at Duke	12/03/2023		16:39	3-5	.600	1-2	.500	2-2	1.000	0	0	0	2.9	2	1	2	2	1	9	12.0
Morgan St.	12/06/2023		21:03	4-8	.500	0-3	.000	6-8	.750	0	1	1	2.6	3	6	3	1	1	14	12.3
vs Utah	12/10/2023		10:09	4-5	.800	3-3	1.000	0-0	.000	0	2	2	2.6	2	1	4	1	0	11	12.1
Presbyterian	12/16/2023	*	20:45	8-16	.500	2-7	.286	0-0	.000	1	6	7	3.0	0	4	0	3	4	18	12.7
at Bowling Green	12/19/2023		19:22	2-8	.250	0-2	.000	2-2	1.000	1	2	3	3.0	2	1	2	0	2	6	12.1
at East Carolina	12/30/2023		24:22	4-10	.400	1-3	.333	3-6	.500	2	7	9	3.5	3	3	2	0	2	12	12.1
at Florida	01/04/2024		17:32	5-10	.500	0-2	.000	0-0	.000	0	2	2	3.4	4	0	4	2	0	10	11.9
Mississippi St.	01/07/2024		14:21	2-5	.400	0-1	.000	5-5	1.000	0	1	1	3.2	3	0	1	1	1	9	11.7
at Missouri	01/11/2024		10:14	0-5	.000	0-3	.000	0-0	.000	0	2	2	3.1	0	1	1	0	0	0	10.9
Kentucky	01/15/2024		22:35	5-8	.625	3-4	.750	1-1	1.000	1	2	3	3.1	2	1	2	0	3	14	11.1
at Texas A&M	01/21/2024		19:44	8-12	.667	3-5	.600	2-3	.667	0	1	1	3.0	1	3	2	0	1	21	11.7
Totals		2	317:34	75-156	.481	20-59	.339	29-39	.744	10	41	51	3.0	37	40	34	18	25	199	11.7

CAREER STATS

SEASON	TEAM	GP-GS	MIN/AVG	FG-FGA	FG%	3FG-3FGA	3FG%	FT-FTA	FT%	OFF	DEF	TOT	AVG	PF-FO	A	TO	BLK	STL	PTS	AVG
2023-24	USC	17-2	318/18.7	75-156	.481	20-59	.339	29-39	.744	10	41	51	3.0	37-1	40	34	18	25	199	11.7
TOTAL		17-2	318/18.7	75-156	.481	20-59	.339	29-39	.744	10	41	51	3.0	37-1	40	34	18	25	199	11.7

23

BREE HALL

6-0 • Jr. • Guard • Dayton, Ohio
Major: Sport & Entertainment Mgmt.



Full Bio



INSTAGRAM: @BreezyHall • X: @BreezyHallI

Career Notables

- Has been part of two SEC regular-season championships (2022, 2023), one SEC Tournament title (2023), a National Championship (2022) and two NCAA Final Fours (2022, 2023)
- In 2021-22 season, part of first team in program history to be ranked No 1 in both the AP and the USA Today Coaches' Polls every week of the season ... group went on to become just third program to hold No. 1 spot in the AP Poll in back-to-back seasons
- Ranked the No. 5 guard and No. 14 overall player in the Class of 2021
- Named Ohio High School Basketball Coaches Association Miss Basketball and Ohio Prep Sports Writers Association (OPSWA) First-Team All-State in 2021 after pouring in 25.6 points, 7.1 rebounds and 3.3 steals per game as a senior

Season Highlights

- Is seventh in the SEC with 1.9 made 3s per game
- Second on the team with 13.2 ppg in SEC play, is second in the league in field goal percentage (.610) and first in 3-point field goal percentage (.632)
- Scored timely buckets as part of career-high 21 points at Missouri (Jan. 11), which included perfect shooting in the first half ... started an 8-0 run with a three after the Tigers closed within six points late in the third quarter, the last of her perfect 4-of-4 3-point shooting
- Difference maker against Mississippi State (Jan. 7) after extending the lead against the Bulldogs with back-to-back threes in the third quarter, finishing with a team-high 15 points for the second time this season in an SEC career high 28 minutes
- Thrived in return to her home state, tying her career highs for points (18) and made 3s (4) at Bowling Green (Dec. 19), hitting a pair of 3s in the opening 90 seconds to set the tone for a hot-shooting night
- Completed a traditional three-point play with 2:34 to play against #11/7 Utah (Dec. 10) to turn a two-point game into a five-point lead and capped the nine-point win with a defensive rebound and transition layup in the final 20 seconds
- Hit the first of her three 3s at Duke (Dec. 3) during a 6-0 run that broke open a tie and closed the first half and capped the fourth-quarter domination with another one 3-pointer
- Delivered clutch plays throughout the game at #24/24 North Carolina (Nov. 30), erasing a game-thing layup with a huge block with under four minutes to play, holding top scorer Deja Kelly without a field goal in the fourth quarter and draining her third 3 of the game with 2:08 to play and the Gamecocks leading by five

Awards

At South Carolina

- CSC Academic All-District (2023)
- 2x SEC Academic Honor Roll (2022, 2023)
- SEC Basketball Leadership Council Vice Chair (2023-24)

High School

- McDonald's All-America (2021)
- Naismith All-America Honorable Mention (2021)
- OHSBCA Miss Basketball (2021)

Miscellaneous

	Season	Career	Record
20+ Points	1	1	1-0
10+ Points	8	13	13-0
Tm-High Points	3	6	6-0
Tm-High Rebs.	0	1	1-0

Career Highs

Pts	21 at Missouri, 1/11/24
FG	8 at Missouri, 1/11/24
FGA	13 at Alabama, 1/29/23
3FG	4, 3x, last at Missouri, 1/11/24
3FGA	8 at Alabama, 1/29/23
FT	3, 4x, last at Florida, 1/4/24
FTA	4, 5x, last at Florida, 1/4/24
Reb	7 vs. South Dakota State, 11/20/23
Off Reb	4, 2x, last vs. Arkansas, 3/4/22
Blk	2, 4x, last at Missouri, 1/11/24
Stl	2, 3x, last at Clemson, 11/17/22
Asst	3, 3x, last at Texas A&M, 1/21/24
Min	35 at Duke, 12/3/23

SEC Career Highs

Pts	21 at Missouri, 1/11/24
FG	8 at Missouri, 1/11/24
FGA	13 at Alabama, 1/29/23
3FG	4, 2x, last at Missouri, 1/11/24
3FGA	8 at Alabama, 1/29/23
FT	3, 3x, last at Florida, 1/4/24
FTA	4, 4x, last at Florida, 1/4/24
Reb	6, at Texas A&M, 1/21/24
Off Reb	2, 6x, last vs. Georgia, 2/26/23
Blk	2, 2x, last at Missouri, 1/11/24
Stl	1, 6x, last at Texas A&M, 1/21/24
Asst	3, at Texas A&M, 1/21/24
Min	33 at Missouri, 1/11/24

2023-24 GAME-BY-GAME

Opponent	Date	GS	MIN	FG-FGA	PCT	3FG-3FGA	PCT	FT-FTA	PCT	OFF	DEF	TOT	AVG	PF	A	TO	BLK	STL	PTS	AVG	
vs Notre Dame	11/06/2023	*	26:25	2-8	.250	1-4	.250	2-2	1.000	1	2	3	3.0	0	1	0	0	0	7	7.0	
Maryland	11/12/2023	*	23:53	5-9	.556	2-4	.500	0-0	.000	1	0	1	2.0	2	2	2	1	0	12	9.5	
Clemson	11/16/2023	*	23:34	3-10	.300	1-5	.200	1-2	.500	0	5	5	3.0	1	1	2	1	1	8	9.0	
South Dakota St.	11/20/2023	*	25:52	2-9	.222	0-3	.000	1-2	.500	2	5	7	4.0	0	2	0	1	1	5	8.0	
Mississippi Val.	11/24/2023	*	22:02	2-9	.222	1-6	.167	0-0	.000	2	0	2	3.6	0	3	2	0	1	5	7.4	
at North Carolina	11/30/2023	*	33:04	5-6	.833	3-4	.750	2-2	1.000	0	1	1	3.2	3	0	1	1	0	15	8.7	
at Duke	12/03/2023	*	35:20	4-7	.571	3-4	.750	2-2	1.000	0	3	3	3.1	0	1	3	0	1	13	9.3	
Morgan St.	12/06/2023	*	15:20	3-5	.600	3-4	.750	0-0	.000	0	1	1	2.9	0	3	1	0	1	9	9.3	
vs Utah	12/10/2023	*	34:23	3-8	.375	0-3	.000	1-1	1.000	0	4	4	3.0	0	0	1	2	0	7	9.0	
Presbyterian	12/16/2023	*	23:02	3-7	.429	2-5	.400	2-2	1.000	0	3	3	3.0	1	0	0	0	1	10	9.1	
at Bowling Green	12/19/2023	*	28:19	7-9	.778	4-6	.667	0-2	.000	0	2	2	2.9	2	2	1	0	1	18	9.9	
at East Carolina	12/30/2023	*	21:06	2-3	.667	1-1	1.000	0-2	.000	1	1	2	2.8	2	0	0	0	1	5	9.5	
at Florida	01/04/2024	*	25:19	5-7	.714	2-3	.667	3-4	.750	1	3	4	2.9	1	0	0	0	0	15	9.9	
Mississippi St.	01/07/2024	*	28:50	6-9	.667	3-4	.750	0-0	.000	0	3	3	2.9	0	1	0	1	0	15	10.3	
at Missouri	01/11/2024	*	33:25	8-10	.800	4-4	1.000	1-2	.500	0	4	4	3.0	2	0	4	2	0	21	11.0	
Kentucky	01/15/2024	*	22:11	3-9	.333	1-4	.250	0-0	.000	1	3	4	3.1	0	2	0	0	0	7	10.8	
at Texas A&M	01/21/2024	*	28:13	3-6	.500	2-4	.500	0-0	.000	0	6	6	3.2	0	3	0	1	1	8	10.6	
Totals			17	450:18	.66-131	.504	33-68	.485	15-23	.652	9	46	55	3.2	14	21	17	9	10	180	10.6

CAREER STATS

SEASON	TEAM	GP-GS	MIN/AVG	FG-FGA	FG%	3FG-3FGA	3FG%	FT-FTA	FT%	OFF	DEF	TOT	AVG	PF-FO	A	TO	BLK	STL	PTS	AVG
2021-22	USC	36-0	334/9.3	32-102	.314	14-46	.304	19-30	.633	12	41	53	1.5	43-0	1	23	1	5	97	2.7
2022-23	USC	35-0	487/13.9	66-163	.405	23-64	.359	19-31	.613	23	42	65	1.9	37-0	10	16	11	11	174	5.0
2023-24	USC	17-17	450/26.5	66-131	.504	33-68	.485	15-23	.652	9	46	55	3.2	14-0	21	17	9	10	180	10.6
TOTAL		88-17	1271/14.4	164-396	.414	70-178	.393	53-84	.631	44	129	173	2.0	94-0	32	56	21	26	451	5.1

24

SAHNYA JAH

6-0 • Fr. • Forward • Alexandria, Va.
Major: Undecided



Full Bio



INSTAGRAM: @iam_TheSahnyaJah

Career Notables

- Ranked No. 40 overall in the Class of 2023
- Helped Montverde to 2023 GEICO High School National Championship, scoring 15 of her 20 points in the second half, including a game-clinching three-point play with 12 seconds left

Season Highlights

- Has played in 14 games this season, including four SEC contests, averaging 10.0 minutes
- Tallied a bucket, steal, and first SEC assist against Kentucky (Jan. 15)
- Scored for a second time in a row in SEC play against Mississippi State (Jan. 7), in addition to grabbing two boards in just under five minutes of play
- Made her SEC debut at Florida (Jan. 4)
- Capped the Gamecocks' first-half 9-0 run against #14/11 Maryland (Nov. 12) with a tough inside bucket that delivered a 12-point halftime lead
- Made her college debut against #10/10 Notre Dame (Nov. 6)

Awards

High School

WBCA Honorable Mention All-America (2023)

Miscellaneous

	Season	Career	Record
10+ Points	0	0	0-0

Career Highs

Pts	8 vs. Clemson, 11/16/23
FG	3, 3x, last vs. Morgan State, 12/6/23
FGA	9 vs. Clemson, 11/16/23
3FG	1, 2x, last vs. Presbyterian, 12/16/23
3FGA	4 vs. Clemson, 11/16/23
FT	1, 3x, last at Texas A&M, 1/21/24
FTA	3 vs. Maryland, 11/12/23
Reb	7 vs. Miss. Valley State, 11/24/23
Off Reb	3 vs. Clemson, 11/16/23
Blk	1 vs. South Dakota State, 11/20/23
Stl	2 vs. South Dakota State, 11/20/23
Asst	4 vs. Miss. Valley State, 11/24/23
Min	18 vs. South Dakota State, 11/20/23

SEC Career Highs

Pts	2, 3x, last vs. Kentucky, 1/15/24
FG	1, 2x, last vs. Kentucky 1/15/24
FGA	3, 2x, last vs. Kentucky 1/15/24
3FG	
3FGA	1 at Florida, 1/4/24
FT	1, at Texas A&M, 1/21/24
FTA	2, at Texas A&M, 1/21/24
Reb	2 vs. Mississippi State, 1/7/24
Off Reb	1 vs. Mississippi State, 1/7/24
Blk	
Stl	1, 2x, last vs. Kentucky, 1/15/24
Asst	1, vs. Kentucky, 1/15/24
Min	11, Texas A&M, 1/21/24

2023-24 GAME-BY-GAME

Opponent	Date	GS	MIN	FG-FGA	PCT	3FG-3FGA	PCT	FT-FTA	PCT	OFF	DEF	TOT	AVG	PF	A	TO	BLK	STL	PTS	AVG
vs Notre Dame	11/06/2023		08:02	2-4	.500	0-0	.000	0-0	.000	2	3	5	5.0	2	2	1	0	1	4	4.0
Maryland	11/12/2023		04:16	3-4	.750	0-1	.000	1-3	.333	0	1	1	3.0	0	0	0	0	0	7	5.5
Clemson	11/16/2023		14:08	3-9	.333	1-4	.250	1-2	.500	3	1	4	3.3	3	1	1	0	1	8	6.3
South Dakota St.	11/20/2023		17:44	1-5	.200	0-2	.000	0-0	.000	0	1	1	2.8	0	1	1	1	2	2	5.3
Mississippi Val.	11/24/2023		14:56	1-5	.200	0-1	.000	0-0	.000	1	6	7	3.6	1	4	0	0	1	2	4.6
at North Carolina	11/30/2023		01:59	0-1	.000	0-0	.000	0-0	.000	0	0	0	3.0	1	0	0	0	0	0	3.8
Morgan St.	12/06/2023		13:37	3-5	.600	0-1	.000	0-1	.000	0	2	2	2.9	3	0	2	0	0	6	4.1
Presbyterian	12/16/2023		16:47	2-8	.250	1-2	.500	0-2	.000	2	3	5	3.1	0	1	0	0	1	5	4.3
at Bowling Green	12/19/2023		04:48	0-1	.000	0-0	.000	0-0	.000	0	0	0	2.8	1	0	0	0	0	0	3.8
at East Carolina	12/30/2023		12:01	2-5	.400	0-1	.000	0-0	.000	1	1	2	2.7	1	0	0	0	1	4	3.8
at Florida	01/04/2024		08:27	1-3	.333	0-1	.000	0-0	.000	0	1	1	2.5	1	0	1	0	1	2	3.6
Mississippi St.	01/07/2024		04:42	1-2	.500	0-0	.000	0-0	.000	1	1	2	2.5	0	0	0	0	0	2	3.5
Kentucky	01/15/2024		07:34	1-3	.333	0-0	.000	0-0	.000	0	0	0	2.3	2	1	0	0	1	2	3.4
at Texas A&M	01/21/2024		11:22	0-0	.000	0-0	.000	1-2	.500	0	0	0	2.1	2	0	2	0	0	1	3.2
Totals		0	140:23	20-55	.364	2-13	.154	3-10	.300	10	20	30	2.1	17	10	8	1	9	45	3.2

CAREER STATS

SEASON	TEAM	GP-GS	MIN/AVG	FG-FGA	FG%	3FG-3FGA	3FG%	FT-FTA	FT%	OFF	DEF	TOT	AVG	PF	FO	A	TO	BLK	STL	PTS	AVG
2023-24	USC	14-0	140/10.0	20-55	.364	2-13	.154	3-10	.300	10	20	30	2.1	17	10	8	1	9	45	3.2	
TOTAL		14-0	140/10.0	20-55	.364	2-13	.154	3-10	.300	10	20	30	2.1	17-0	10	8	1	9	45	3.2	

25 RAVEN JOHNSON

5-9 • R-So. • Guard • Atlanta, Ga.
Major: Services Management



Full Bio



INSTAGRAM: @Hollywood_Raven • X: @HollywoodRaven

In the Gamecock Record Book

Season

5th – Assist-to-turnover ratio (2.37 (123:52) in 2022-23)

Career Notables

- Has been part of two SEC regular-season championships (2022, 2023), one SEC Tournament title (2023), a National Championship (2022) and two NCAA Final Fours (2022, 2023)
- In 2021-22 season, part of first team in program history to be ranked No 1 in both the AP and the USA Today Coaches' Polls every week of the season ... group went on to become just third program to hold No. 1 spot in the AP Poll in back-to-back seasons
- Suffered season-ending left knee injury in the first quarter of second game of 2021-22
- Ranked the No. 1 point guard and No. 2 overall player in the Class of 2021
- National High School Player of the Year (2021) and two-time state player of the year
- Led Westlake to four state championships

Season Highlights

- Among the best lead guards in the nation, ranking fourth in assist-to-turnover ratio (3.4, 1st in SEC) ... is third in the SEC in assists per game (5.3) and fifth in steals per game (2.4)
- Contributed seven of her 11 points against Kentucky (Jan. 15) in a 29-4 third-quarter run in addition to a team-high six assists
- Was aggressive offensively early at Florida (Jan. 4) with 10 of her 16 points coming in the opening quarter on 4-of-5 shooting
- Was perfect from the field, including a pair of 3s, against Morgan State (Dec. 6)
- Hit a 3 with under five minutes to go at Duke (Dec. 3) to double the Gamecocks' lead and start a 17-4 run the closed out the victory, adding a pair of assists to the game-winning surge as well
- Scored a career-best 18 points against South Dakota State (Nov. 20) while also handing out six assists and swiping five steals
- Handed out 17 assists against Clemson (Nov. 16) – the most by an SEC player since 2005 and the second-most in program history
- Opened the season with a balanced showing in Paris against #10/10 Notre Dame (Nov. 6), scoring nine of her 11 points in the first half and dishing all eight of her assists after the break

Awards

At South Carolina

SEC All-Freshman Team (2023)
2x SEC Academic Honor Roll (2022, 2023)

High School

Naismith Player of the Year
WBCA Player of the Year
All-America (Naismith, WBCA, McDonald's)
GACA All-Classification Player of the Year (2020)
2x Atlanta Tipoff Club Miss GA Basketball (2020, 2021)
2x GACA Plyr of the Year (6A South, 2021; 7A South, 2020)
USA Today Georgia Player of the Year (2021)

USA Basketball

2023 FIBA AmeriCup, silver medal
2021 U19 World Cup Team trials
2019 U16 National Team finalist

Miscellaneous

	Season	Career	Record
10+ Points	8	11	10-1
5+ Assists	8	20	20-0
5+ Steals	3	3	3-0
Tm-High Assists	9	27	27-0

Career Highs

Pts..... 18 vs. South Dakota State, 11/20/23
 FG..... 9 vs. South Dakota State, 11/20/23
 FGA..... 13 vs. South Dakota State, 11/20/23
 3FG..... 3, 2x, last at Duke, 12/3/23
 3FGA..... 6, 2x, last vs. Iowa, 3/31/23
 FT..... 5, at UConn, 2/5/23
 FTA..... 7, at UConn, 2/5/23
 Reb..... 8, 2x, last vs. Miss. Valley State, 11/24/23
 Off Reb..... 3 vs. Iowa, 3/31/23
 Blk..... 2 at Clemson, 11/17/22
 Stl..... 5, 3x, last vs. Miss. Valley State, 11/24/23
 Asst..... 17 vs. Clemson, 11/16/23
 Min..... 38 vs. Tennessee, 3/5/23

SEC Career Highs

Pts..... 16 at Florida, 1/4/24
 FG..... 6 at Florida, 1/4/24
 FGA..... 9, 10x, last vs. Kentucky, 1/15/24
 3FG..... 2 vs. Missouri, 1/15/23
 3FGA..... 3 vs. Missouri, 1/15/23
 FT..... 4 at Florida, 1/4/24
 FTA..... 4, 2x, last at Florida, 1/4/24
 Reb..... 5, 3x, last vs. Mississippi State, 1/7/24
 Off Reb..... 2 vs. Texas A&M, 12/29/22
 Blk..... 1 5x, last at Missouri, 1/11/24
 Stl..... 4 at Florida, 1/4/24
 Asst..... 7, 2x, last at Kentucky, 1/12/23
 Min..... 30 at Ole Miss, 2/19/23

2023-24 GAME-BY-GAME

Opponent	Date	GS	MIN	FG-FGA	PCT	3FG-3FGA	PCT	FT-FTA	PCT	OFF DEF TOT	AVG	PF	A	TO	BLK	STL	PTS	AVG
vs Notre Dame	11/06/2023	*	22:02	5-10	.500	1-3	.333	0-0	.000	0 2 2	2.0	3	7	2	0	1	11	11.0
Maryland	11/12/2023	*	29:08	3-8	.375	2-3	.667	0-0	.000	0 3 3	2.5	1	8	1	0	1	8	9.5
Clemson	11/16/2023	*	32:26	3-8	.375	0-3	.000	0-0	.000	2 6 8	4.3	2	17	2	0	5	6	8.3
South Dakota St.	11/20/2023	*	29:21	9-13	.692	0-2	.000	0-1	.000	2 1 3	4.0	0	6	1	0	5	18	10.8
Mississippi Val.	11/24/2023	*	24:25	4-5	.800	2-3	.667	2-2	1.000	1 7 8	4.8	0	5	1	0	5	12	11.0
at North Carolina	11/30/2023	*	37:07	3-8	.375	0-1	.000	3-6	.500	0 7 7	5.2	2	2	4	0	3	9	10.7
at Duke	12/03/2023	*	37:18	4-7	.571	3-4	.750	0-0	.000	0 4 4	5.0	1	4	3	0	2	11	10.7
Morgan St.	12/06/2023	*	21:04	5-5	1.000	2-2	1.000	0-0	.000	0 2 2	4.6	1	5	2	0	2	12	10.9
vs Utah	12/10/2023	*	32:38	1-6	.167	0-2	.000	0-0	.000	0 2 2	4.3	2	4	5	0	1	2	9.9
at Bowling Green	12/19/2023	*	23:39	2-4	.500	1-2	.500	0-0	.000	0 2 2	4.1	2	4	0	0	2	5	9.4
at East Carolina	12/30/2023	*	22:45	1-2	.500	0-1	.000	2-4	.500	2 5 7	4.4	0	3	0	0	1	4	8.9
at Florida	01/04/2024	*	26:09	6-9	.667	0-1	.000	4-4	1.000	1 3 4	4.3	1	5	1	0	4	16	9.5
Mississippi St.	01/07/2024	*	27:13	2-8	.250	1-2	.500	2-2	1.000	1 4 5	4.4	1	2	1	0	1	7	9.3
at Missouri	01/11/2024	*	29:01	5-9	.556	0-1	.000	0-0	.000	0 2 2	4.2	1	2	2	1	3	10	9.4
Kentucky	01/15/2024	*	18:57	5-9	.556	1-2	.500	0-0	.000	0 3 3	4.1	1	6	0	0	2	11	9.5
at Texas A&M	01/21/2024	*	21:12	3-5	.600	0-0	.000	0-0	.000	0 0 0	3.9	3	4	0	0	1	6	9.3
Totals			15	434:26	61-116	.526	13-32	.406	13-19	.684	9 53 62	3.9	21	84	25	1 39	148	9.3

CAREER STATS

SEASON	TEAM	GP-GS	MIN/AVG	FG-FGA	FG%	3FG-3FGA	3FG%	FT-FTA	FT%	OFF DEF TOT	AVG	PF-FO	A	TO	BLK	STL	PTS	AVG
2021-22	USC	2-0	8/4.2	0-1	.000	0-0	.000	0-0	.000	0 1 1	0.5	0-0	0	1	0	0	0	0.0
2022-23	USC	36-3	674/18.7	60-163	.368	14-58	.241	17-26	.654	20 74 94	2.6	38-0	123	52	13	40	151	4.2
2023-24	USC	16-15	434/27.2	61-116	.526	13-32	.406	13-19	.684	9 53 62	3.9	21-0	84	25	1 39	148	9.3	
TOTAL		54-18	1117/20.7	121-280	.432	27-90	.300	30-45	.667	29 128 157	2.9	59-0	207	78	14	79	299	5.5

5

TESSA JOHNSON

6-0 • Fr. • Guard • Albertville, Minn.
Major: Psychology



Full Bio



INSTAGRAM: @TessaJohnson4 • X: @TessaJohnsonnn

Career Notables

- Named High School All-American and Minnesota Miss Basketball as a senior (2023) after leading St. Michael-Albertville to its first state title since 2009
- Ranked No. 25 overall in the Class of 2023
- Won 3-point shooting contest at 2023 McDonald's All-America weekend
- Missed her sophomore season with a broke leg, but came back as a junior to help team to a state runner-up finish

Season Highlights

- Has played in 14 games, missing three (11/16-24) with an injury, averaging 15.7 minutes
- Had a huge third quarter against Kentucky (Jan. 15), scoring nine of her SEC career-high 11 points, hitting all three of her attempts from behind the arc in the period
- Converted a traditional three-point play as part of an 8-0 run late in the third quarter at Missouri (Jan. 11) after the Tigers had closed within six points
- Picked up two buckets and two assists in SEC home opener against Mississippi State (Jan. 7)
- Added eight points to her SEC debut at Florida (Jan. 4)
- Turned in her best shooting game of the season with 5-of-6 accuracy, including 3-of-4 from 3-point range, against Presbyterian (Dec. 16)
- Was efficient against Morgan State (Dec. 6) with her career-best 16 points coming on 7-of-9 shooting, including 2-of-2 from 3-point range in her first career start
- Scored six of her 12 points against #14/11 Maryland (Nov. 12) in the first half, including a 3 from the left corner that started a 17-4 run that delivered a 12-point halftime lead

Awards

High School

- McDonald's All-America (2023)
- All-USA TODAY Team (2023)
- WBCA Honorable Mention All-America (2023)
- Minnesota Gatorade Player of the Year (2023)
- MGBCA Miss Basketball (2023)

Miscellaneous

	Season	Career	Record
10+ Points	4	4	4-0
Tm-High Points	1	1	1-0

Career Highs

Pts	16 vs. Morgan State, 12/6/23
FG	7 vs. Morgan State, 12/6/23
FGA	9, 2x, last at Florida, 1/4/24
3FG	3, 2x, last vs. Kentucky, 1/15/24
3FGA	4, 3x, last vs. Kentucky, 1/15/24
FT	2, 3x, last at Florida, 1/4/24
FTA	3 vs. Maryland, 11/12/23
Reb	7 vs. Maryland, 11/12/23
Off Reb	1, 2x, last at Bowling Green, 12/19/23
Blk	
Stl	3 vs. Maryland, 11/12/23
Asst	4 vs. Maryland, 11/12/23
Min	26 vs. Morgan State, 12/6/23

SEC Career Highs

Pts	11, vs. Kentucky, 1/15/24
FG	4 vs. Kentucky, 1/15/24
FGA	9 at Florida, 1/4/24
3FG	3 vs. Kentucky, 1/15/24
3FGA	4 vs. Kentucky, 1/15/24
FT	2 at Florida, 1/4/24
FTA	2 at Florida, 1/4/24
Reb	2 vs. Kentucky, 1/15/24
Off Reb	
Blk	
Stl	2 vs. Kentucky, 1/15/24
Asst	2 vs. Mississippi State, 1/7/24
Min	24 vs. Kentucky, 1/15/24

2023-24 GAME-BY-GAME

Opponent	Date	GS	MIN	FG-FGA	PCT	3FG-3FGA	PCT	FT-FTA	PCT	OFF	DEF	TOT	AVG	PF	A	TO	BLK	STL	PTS	AVG
vs Notre Dame	11/06/2023		12:28	0-2	.000	0-1	.000	1-2	.500	0	0	0	0.0	1	2	1	0	1	1	1.0
Maryland	11/12/2023		18:32	4-7	.571	2-4	.500	2-3	.667	0	7	7	3.5	3	4	2	0	3	12	6.5
at North Carolina	11/30/2023		09:24	0-0	.000	0-0	.000	0-0	.000	0	0	0	2.3	0	0	2	0	0	0	4.3
at Duke	12/03/2023		04:41	0-2	.000	0-1	.000	0-0	.000	1	0	1	2.0	0	0	0	0	0	0	3.3
Morgan St.	12/06/2023	*	26:09	7-9	.778	2-2	1.000	0-0	.000	0	1	1	1.8	0	1	0	0	1	16	5.8
vs Utah	12/10/2023		07:48	1-2	.500	0-1	.000	0-0	.000	0	0	0	1.5	0	0	0	0	1	2	5.2
Presbyterian	12/16/2023		24:42	5-6	.833	3-4	.750	0-0	.000	0	1	1	1.4	0	3	3	0	2	13	6.3
at Bowling Green	12/19/2023		13:12	1-2	.500	0-0	.000	2-2	1.000	1	0	1	1.4	2	0	0	0	0	4	6.0
at East Carolina	12/30/2023		20:53	0-5	.000	0-2	.000	0-0	.000	0	2	2	1.4	1	0	2	0	0	0	5.3
at Florida	01/04/2024		20:23	3-9	.333	0-3	.000	2-2	1.000	0	1	1	1.4	0	1	1	0	0	8	5.6
Mississippi St.	01/07/2024		16:17	2-3	.667	0-1	.000	0-0	.000	0	1	1	1.4	0	2	0	0	1	4	5.5
at Missouri	01/11/2024		16:32	2-8	.250	1-3	.333	1-1	1.000	0	1	1	1.3	0	0	0	0	1	6	5.5
Kentucky	01/15/2024		24:03	4-7	.571	3-4	.750	0-0	.000	0	2	2	1.4	0	0	3	0	2	11	5.9
at Texas A&M	01/21/2024		04:23	0-0	.000	0-0	.000	0-0	.000	0	0	0	1.3	0	1	0	0	0	0	5.5
Totals		1	219:27	29-62	.468	11-26	.423	8-10	.800	2	16	18	1.3	7	14	14	0	12	77	5.5

CAREER STATS

SEASON	TEAM	GP-GS	MIN	AVG	FG-FGA	FG%	3FG-3FGA	3FG%	FT-FTA	FT%	OFF	DEF	TOT	AVG	PF	FO	A	TO	BLK	STL	PTS	AVG
2023-24	USC	14-1	219	15.7	29-62	.468	11-26	.423	8-10	.800	2	16	18	1.3	7-0	14	14	0	12	77	5.5	
TOTAL		14-1	219	15.7	29-62	.468	11-26	.423	8-10	.800	2	16	18	1.3	7-0	14	14	0	12	77	5.5	

21

CHLOE KITTS

6-2 • So. • Forward • Oviedo, Fla.
Major: Mass Communications



Full Bio



INSTAGRAM: @Chloe.Kitts • X: @Chloe1Kitts

Career Notables

- Has been part of one SEC regular-season championship, one SEC Tournament title and an NCAA Final Four (2023)
- Ranked No. 17 overall in the Class of 2023
- Graduated early to enroll at South Carolina for the Spring 2023 semester, arriving on campus Dec. 13
- Played at DME Academy in Daytona Beach, Fla, in 2020-21 and 2021-22 before deciding to graduate early to enroll at South Carolina in January 2023
- Has helped USA Basketball to gold medals at the 2023 FIBA U19 World Cup and 2022 FIBA U19 AmeriCup

Season Highlights

- Ranks 17th in the SEC in rebounds per game
- Picked up her first career SEC double-double at Texas A&M (Jan. 21), scoring nine of her 13 points in just third-quarter six minutes in addition to dishing out a team and career-high five assists
- Turned in her first career 20-point game with 21 at Bowling Green (Dec. 19) to lead the team in scoring for the first time in her career
- Scored four of the team's first eight points against #11/7 Utah (Dec. 10) to help build a nine-point lead after the first 10 minutes
- Missed her second career double-double by just one rebound at Duke (Dec. 3), with six of her 14 points coming in the first quarter to keep the Gamecocks close
- Scored all 11 of her points at #24/24 North Carolina (Nov. 30) in the second half, including five in the final 3:47, highlighted by hitting both free throws to make it a five-point game with 24 seconds to play
- Needed just 21 minutes to record her first career double-double in a 13-point, 10-rebound effort against #14/11 Maryland (Nov. 12), powering home eight of her points in just six minutes of the second quarter to guide Gamecocks to a 12-point halftime lead
- Drew her first career start in the season opener against #10/10 Notre Dame (Nov. 6), adding five points on perfect field goal and free throw shooting in the final three minutes of the pivotal second quarter that gave the Gamecocks a 48-33 halftime lead

Awards

High School

MaxPreps Junior All-America Second Team (2021-22)

USA Basketball

2023 FIBA U19 World Cup, gold medal

2022 FIBA U18 AmeriCup, gold medal

Miscellaneous

	Season	Career	Record
Double-Doubles	3	3	3-0
20+ Points	1	1	1-0
10+ Points	10	11	11-0
10+ Rebounds	5	5	5-0
Tm-High Points	1	1	1-0
Tm-High Rebs.	3	3	3-0
Tm-High Assists	2	2	2-0

Career Highs

Pts..... 21 at Bowling Green, 12/19/23
 FG..... 10 at Bowling Green, 12/19/23
 FGA..... 12, 2x, last at Bowling Green, 12/19/23
 3FG..... 1 vs. Charleston Southern, 12/18/22
 3FGA..... 1, 5x, last South Dakota St., 11/20/23
 FT..... 5, 2x, last at East Carolina, 12/30/23
 FTA..... 6, 5x, last at East Carolina, 12/30/23
 Reb..... 14 vs. Morgan State., 12/6/23
 Off Reb..... 4, 3x, last at East Carolina, 12/30/23
 Blk..... 2, 2x, last vs. Miss. Valley State, 11/24/23
 Stl..... 2, 2x, last vs. Kentucky, 1/15/24
 Asst..... 5, at Texas A&M, 1/21/24
 Min..... 31 at Duke, 12/3/23

SEC Career Highs

Pts..... 13, at Texas A&M, 1/21/24
 FG..... 6, at Texas A&M, 1/21/24
 FGA..... 10 vs. Mississippi State 1/7/24
 3FG.....
 3FGA..... 1, 2x, last vs. Florida, 2/16/23
 FT..... 3 at Florida, 1/4/24
 FTA..... 4 at Florida, 1/4/24
 Reb..... 10, at Texas A&M, 1/21/24
 Off Reb..... 3 vs. Mississippi State 1/7/24
 Blk..... 1, 3x, last at Texas A&M, 1/21/24
 Stl..... 2 vs. Kentucky, 1/15/24
 Asst..... 5, at Texas A&M, 1/21/24
 Min..... 21, at Texas A&M, 1/21/24

2023-24 GAME-BY-GAME

Opponent	Date	GS	MIN	FG-FGA	PCT	3FG-3FGA	PCT	FT-FTA	PCT	OFF	DEF	TOT	AVG	PF	A	TO	BLK	STL	PTS	AVG	
vs Notre Dame	11/06/2023	*	12:55	2-3	.667	0-0	.000	3-3	1.000	0	1	1	1.0	1	2	1	2	0	7	7.0	
Maryland	11/12/2023	*	20:38	5-11	.455	0-0	.000	3-6	.500	3	7	10	5.5	0	1	0	1	1	13	10.0	
Clemson	11/16/2023	*	10:28	5-6	.833	0-0	.000	2-3	.667	1	1	2	4.3	0	1	0	0	1	12	10.7	
South Dakota St.	11/20/2023	*	19:05	2-7	.286	0-1	.000	1-4	.250	3	6	9	5.5	2	0	1	1	0	5	9.3	
Mississippi Val.	11/24/2023	*	18:50	4-7	.571	0-0	.000	3-4	.750	1	4	5	5.4	1	1	0	2	0	11	9.6	
at North Carolina	11/30/2023	*	19:49	3-10	.300	0-0	.000	5-6	.833	1	2	3	5.0	2	0	2	0	0	11	9.8	
at Duke	12/03/2023	*	31:16	6-12	.500	0-0	.000	2-2	1.000	1	8	9	5.6	2	3	2	1	0	14	10.4	
Morgan St.	12/06/2023	*	19:21	2-4	.500	0-0	.000	3-4	.750	3	11	14	6.6	0	4	4	0	1	7	10.0	
vs Utah	12/10/2023	*	24:38	4-7	.571	0-0	.000	3-6	.500	2	5	7	6.7	2	4	2	0	0	11	10.1	
Presbyterian	12/16/2023	*	20:13	4-7	.571	0-0	.000	3-6	.500	4	6	10	7.0	0	2	2	0	0	11	10.2	
at Bowling Green	12/19/2023	*	22:06	10-12	.833	0-0	.000	1-1	1.000	1	5	6	6.9	1	1	0	1	1	21	11.2	
at East Carolina	12/30/2023	*	19:17	1-5	.200	0-0	.000	5-6	.833	4	6	10	7.2	0	3	2	1	0	7	10.8	
at Florida	01/04/2024	*	14:28	1-5	.200	0-0	.000	3-4	.750	2	5	7	7.2	2	1	0	0	0	5	10.4	
Mississippi St.	01/07/2024	*	16:15	5-10	.500	0-0	.000	2-2	1.000	3	1	4	6.9	2	0	2	0	1	12	10.5	
at Missouri	01/11/2024	*	10:03	1-2	.500	0-0	.000	0-0	.000	0	2	2	6.6	3	0	2	0	0	2	9.9	
Kentucky	01/15/2024	*	14:08	4-5	.800	0-0	.000	1-2	.500	1	3	4	6.4	0	0	1	1	2	9	9.9	
at Texas A&M	01/21/2024	*	20:51	6-8	.750	0-0	.000	1-1	1.000	1	9	10	6.6	3	5	2	1	1	13	10.1	
Totals			17	314:21	65-121	.537	0-1	.000	41-60	.683	31	82	113	6.6	21	28	23	11	8	171	10.1

CAREER STATS

SEASON	TEAM	GP-GS	MIN/AVG	FG-FGA	FG%	3FG-3FGA	3FG%	FT-FTA	FT%	OFF	DEF	TOT	AVG	PF-FO	A	TO	BLK	STL	PTS	AVG
2022-23	USC	18-0	124/6.9	12-32	.375	1-4	.250	4-8	.500	9	20	29	1.6	11-0	12	8	1	4	29	1.6
2023-24	USC	17-17	314/18.5	65-121	.537	0-1	.000	41-60	.683	31	82	113	6.6	21-0	28	23	11	8	171	10.1
TOTAL		35-17	439/12.5	77-153	.503	1-5	.200	45-68	.662	40	102	142	4.1	32-0	40	31	12	12	200	5.7

O

TE-HINA PAOPAO

5-9 • Sr. • Guard • Oceanside, Calif.
Major: Sociology



Full Bio



INSTAGRAM: @TeHinaPaopao • X: @TeHinaPaopao

Career Notables

- Scored her 1,000th career point against Clemson (Nov. 16)
- Three-time All-Pac-12 selection while at Oregon
- Helped Ducks to a pair of NCAA Tournament appearances
- In 2022-23, led Oregon in 3-point shooting with 2.3 made 3s per game on 42.4 percent shooting, which ranked second and fourth in the Pac-12, respectively

Season Highlights

- Has started every game she has played, missing one game due to an injury (South Dakota St)
- Leads the nation in 3-point percentage, including 63.2 percent accuracy in SEC games
- Ranks second in the SEC in made threes per game (2.7), fifth in assist-to-turnover ratio (2.4) and sixth in assists per game (4.0)
- Team's top scorer against ranked opponents with 14.3 points per game while handing out 5.0 assists per game
- Bookended a 12-3 run that closed the first half at Missouri (Jan. 11) with a floater and a 3-pointer from the left wing that turned a four-point lead into a 13-point halftime advantage
- Set the tone early at Florida (Jan. 4) with 12 points in the first quarter on 4-of-4 3-point shooting, finishing with a team-high 17 points
- Named Basketball Hall of Fame Women's Showcase Game MVP with clutch shooting and solid defense against #11/7 Utah (Dec. 12), scoring seven of her 15 points in the fourth quarter and drawing an offensive foul with 56 seconds to play and the Utes within five points ... earning SEC Player of the Week and a spot on that week's NCAA's Starting 5
- Scored 10 of the team's 20 third-quarter points at Duke (Dec. 3) on perfect shooting (3-3 FG, 2-2 3FG, 2-2 FT) to help hold off the Blue Devils' rally
- Hit a pair of 3s in the third quarter at #24/24 North Carolina (Nov. 30), including one that gave the Gamecocks their first lead with 5:48 to go in the period ... hit another from the top of the key with 5:34 left in the game to turn a two-point lead into a five-point advantage
- Hit a sterling 4-of-5 from 3-point range against Clemson (Nov. 16), including 3-of-3 accuracy in the first quarter, to record her fourth-straight 14-point game and reach the 1,000-point plateau for her career
- Exploded for nine of her 14 points against #14/11 Maryland in the second quarter with all three 3s coming in a 20-5 run over the final 3:43 of the period that tied the game and established a 12-point halftime lead
- Got the team off to a solid start in the season opener in Paris against #10/10 Notre Dame (Nov. 6) with seven points on 3-of-4 shooting, two assists and two steals in the opening quarter

Awards

At South Carolina
SEC Player of the Week (12/5-11)
NCAA Starting Five (12/11)

At Oregon

2x All-Pac-12 First Team (2022, 2021)
All-Pac-12 Honorable Mention (2023)
Pac-12 All-Freshman Team (2021)

High School

McDonald's All-America (2020)
California Gatorade Player of the Year (2020)
Cal-Hi Sports Ms Basketball Player of the Year (2020)

Miscellaneous

	Season	Career	Record
Double-Doubles	0	1*	1-0
20+ Points	0	11*	9-2
10+ Points	13	64*	49-15
5+ Assists	8	33*	29-4
Tm-High Points	3	24*	15-9
Tm-High Rebs.	0	7*	3-4
Tm-High Assists	5	47*	34-13

* indicates occurred at least once at previous NCAA Div. I school

Career Highs

Pts	28 vs. Stanford, 3/2/23*
FG	9, 2x, last vs. North Dakota St., 3/17/23*
FGA	21 at Oregon St., 2/11/22*
3FG	7, 2x, last vs. Stanford, 3/2/23*
3FGA	11 vs. North Carolina, 11/24/22*
FT	6, 2x, last at Oregon State, 2/11/22*
FTA	6, 3x, last at Duke, 12/3/23*
Reb	9 vs. Stanford, 2/15/21*
Off Reb	5 at Southern University, 11/14/22*
Blk	2, 3x, last vs. Utah, 2/5/23*
Stl	4, 2x, last vs. Seattle, 11/12/22*
Asst	10 vs. San Diego, 3/23/23*
Min	43 vs. Arizona, 1/15/22*

* indicates occurred at least once at previous NCAA Div. I school

SEC Career Highs

Pts	17 at Florida, 1/4/24
FG	6, 2x, last at Missouri, 1/11/24
FGA	10 at Missouri, 1/11/24
3FG	4 at Florida, 1/4/24
3FGA	5 at Florida, 1/4/24
FT	4 vs. Kentucky, 1/15/24
FTA	4 vs. Kentucky, 1/15/24
Reb	6 at Missouri, 1/11/24
Off Reb	1 at Missouri, 1/11/24
Blk	1 at Missouri, 1/11/24
Stl	2 vs. Mississippi State, 1/7/24
Asst	5, 3x, last at Texas A&M, 1/21/24
Min	31 at Missouri, 1/11/24

2023-24 GAME-BY-GAME

Opponent	Date	GS	MIN	FG-FGA	PCT	3FG-3FGA	PCT	FT-FTA	PCT	OFF DEF TOT	AVG	PF	A	TO	BLK	STL	PTS	AVG			
vs Notre Dame	11/06/2023	*	27:28	6-10	.600	2-4	.500	0-0	.000	0	3	3	3.0	1	6	1	0	3	14	14.0	
Maryland	11/12/2023	*	29:55	5-12	.417	4-8	.500	0-0	.000	0	0	0	1.5	1	8	3	0	1	14	14.0	
Clemson	11/16/2023	*	19:19	5-8	.625	4-5	.800	0-0	.000	1	2	3	2.0	0	1	2	0	0	14	14.0	
Mississippi Val.	11/24/2023	*	20:40	4-7	.571	2-5	.400	0-0	.000	1	7	8	3.5	0	1	1	1	0	10	13.0	
at North Carolina	11/30/2023	*	37:02	5-14	.357	3-6	.500	1-2	.500	0	5	5	3.8	1	4	0	0	1	14	13.2	
at Duke	12/03/2023	*	26:01	3-7	.429	2-4	.500	4-6	.667	1	0	1	3.3	0	1	3	0	0	12	13.0	
Morgan St.	12/06/2023	*	22:47	4-6	.667	2-4	.500	2-2	1.000	0	1	1	3.0	0	5	1	0	1	12	12.9	
vs Utah	12/10/2023	*	35:02	6-11	.545	3-7	.429	0-0	.000	0	3	3	3.0	2	2	3	0	3	15	13.1	
Presbyterian	12/16/2023	*	23:20	2-6	.333	2-4	.500	0-0	.000	0	2	2	2.9	0	6	1	0	2	6	12.3	
at Bowling Green	12/19/2023	*	25:52	4-6	.667	4-6	.667	0-0	.000	0	4	4	3.0	0	6	0	0	1	12	12.3	
at East Carolina	12/30/2023	*	18:53	3-7	.429	3-5	.600	0-0	.000	0	1	1	2.8	0	2	2	0	1	9	12.0	
at Florida	01/04/2024	*	22:10	6-8	.750	4-5	.800	1-1	1.000	0	3	3	2.8	1	4	4	0	1	17	12.4	
Mississippi St.	01/07/2024	*	29:30	5-9	.556	2-4	.500	0-0	.000	0	3	3	2.8	0	5	2	0	2	12	12.4	
at Missouri	01/11/2024	*	30:48	6-10	.600	3-4	.750	0-0	.000	1	5	6	3.1	1	3	0	1	1	15	12.6	
Kentucky	01/15/2024	*	24:40	4-5	.800	2-3	.667	4-4	1.000	0	3	3	3.1	0	5	3	0	1	14	12.7	
at Texas A&M	01/21/2024	*	27:11	4-7	.571	1-3	.333	1-1	1.000	0	1	1	2.9	0	5	1	0	0	10	12.5	
Totals			16	420:38	72-133	.541	43-77	.558	13-16	.813	4	43	47	2.9	7	64	27	2	18	200	12.5

CAREER STATS

SEASON	TEAM	GP-GS	MIN/AVG	FG-FGA	FG%	3FG-3FGA	3FG%	FT-FTA	FT%	OFF DEF TOT	AVG	PF-FO	A	TO	BLK	STL	PTS	AVG		
2020-21	Oregon	19-19	540/28.4	78-180	.433	30-76	.395	8-10	.800	14	47	61	3.2	27-0	84	35	5	27	194	10.2
2021-22	Oregon	23-22	752/32.7	118-305	.387	36-120	.300	40-46	.870	21	71	92	4.0	29-0	76	46	3	25	312	13.6
2022-23	Oregon	35-35	1139/32.5	166-377	.440	81-191	.424	44-50	.880	38	110	148	4.2	36-0	117	64	11	45	457	13.1
2023-24	USC	16-16	421/26.3	72-133	.541	43-77	.558	13-16	.813	4	43	47	2.9	7-0	64	27	2	18	200	12.5
TOTAL FOR USC		16-16	421/26.3	72-133	.541	43-77	.558	13-16	.813	4	43	47	2.9	7-0	64	27	2	18	200	12.5
TOTAL		93-92	2852/30.7	434-995	.436	190-464	.409	105-122	.861	77	271	348	3.7	99-0	341	172	21	115	1163	12.5

35 SAKIMA WALKER

6-5 • Sr. • Center • Columbus, Ohio
Major: Services Management



Full Bio



Awards

At Northwest Florida State
NJCAA D1 Player of the Year (2023)
NJCAA Tournament MVP (2023)

High School

OHSBCA Player of the Year (2020)

Miscellaneous

	Season	Career	Record
10+ Points	2	7*	6-1
Tm-High Points	0	1*	1-0
Tm-High Rebs.	0	1*	1-0

Career Highs

Pts.....13 vs. Wagner, 12/18/21*
 FG.....5, 4x, last vs. Wagner, 12/18/21*
 FGA.....10 at Penn State, 12/9/21*
 FT.....4 vs. Presbyterian, 12/16/23
 FTA.....5 vs. Central Connecticut St., 12/14/21*
 Reb.....8 vs. Sacred Heart, 12/20/20*
 Off Reb.....4 vs. Central Connecticut St., 12/14/21*
 Blk.....3 vs. Hampton, 12/18/20*
 Stl.....3, 3x, last vs. Central Connecticut St., 12/14/21*
 Asst.....2 vs. Hampton, 12/18/20*
 Min.....24 at Penn State, 12/9/21*

* indicates occurred at least once at previous NCAA Div. I school

SEC Career Highs

Pts.....4 at Texas A&M, 1/21/24
 FG.....2, at Texas A&M, 1/21/24
 FGA.....2, 2x, last at Texas A&M, 1/21/24
 FT.....
 FTA.....
 Reb.....2 at Florida, 1/4/24
 Off Reb.....1 at Florida, 1/4/24
 Blk.....1 vs. Mississippi State, 1/7/24
 Stl.....
 Asst.....
 Min.....10 vs. Kentucky, 1/15/24

2023-24 GAME-BY-GAME

Opponent	Date	GS	MIN	FG-FGA	PCT	3FG-3FGA	PCT	FT-FTA	PCT	OFF	DEF	TOT	AVG	PF	A	TO	BLK	STL	PTS	AVG	
vs Notre Dame	11/06/2023		08:35	0-1	.000	0-0	.000	0-0	.000	0	1	1	1.0	1	0	2	0	0	0	0.0	
Maryland	11/12/2023		03:46	0-0	.000	0-0	.000	3-4	.750	1	0	1	1.0	0	0	0	0	0	3	1.5	
Clemson	11/16/2023		15:29	4-4	1.000	0-0	.000	2-2	1.000	1	5	6	2.7	3	0	0	1	0	10	4.3	
South Dakota St.	11/20/2023		07:38	0-0	.000	0-0	.000	0-0	.000	0	1	1	2.3	0	0	0	1	1	0	3.3	
Mississippi Val.	11/24/2023		10:46	1-1	1.000	0-0	.000	2-2	1.000	1	4	5	2.8	0	0	0	0	0	4	3.4	
at North Carolina	11/30/2023		04:29	0-1	.000	0-0	.000	0-0	.000	0	0	0	2.3	1	0	1	0	0	0	2.8	
at Duke	12/03/2023		02:23	0-1	.000	0-0	.000	0-0	.000	0	0	0	2.0	1	0	1	0	0	0	2.4	
Morgan St.	12/06/2023	*	15:19	0-0	.000	0-0	.000	0-0	.000	0	1	1	1.9	1	0	0	1	0	0	2.1	
vs Utah	12/10/2023		03:08	1-1	1.000	0-0	.000	0-0	.000	1	0	1	1.8	1	0	1	0	0	2	2.1	
Presbyterian	12/16/2023		11:22	4-6	.667	0-0	.000	4-4	1.000	1	0	1	1.7	0	0	0	1	2	12	3.1	
at Bowling Green	12/19/2023		13:50	0-2	.000	0-0	.000	2-2	1.000	0	0	0	1.5	1	0	1	0	1	2	3.0	
at East Carolina	12/30/2023		10:38	0-2	.000	0-0	.000	0-2	.000	0	3	3	1.7	2	0	0	1	0	0	2.8	
at Florida	01/04/2024		03:32	0-2	.000	0-0	.000	0-0	.000	1	1	2	1.7	0	0	1	0	0	0	2.5	
Mississippi St.	01/07/2024		03:49	1-2	.500	0-0	.000	0-0	.000	0	0	0	1.6	0	0	1	1	0	2	2.5	
Kentucky	01/15/2024		10:00	0-1	.000	0-0	.000	0-0	.000	0	1	1	1.5	0	0	1	0	0	0	2.3	
at Texas A&M	01/21/2024		05:41	2-2	1.000	0-0	.000	0-0	.000	0	0	0	1.4	2	0	0	0	0	4	2.4	
Totals			1	130:25	13-26	.500	0-0	.000	13-16	.813	6	17	23	1.4	13	0	9	6	4	39	2.4

CAREER STATS

SEASON	TEAM	GP-GS	MIN/AVG	FG-FGA	FG%	3FG-3FGA	3FG%	FT-FTA	FT%	OFF	DEF	TOT	AVG	PF	FO	A	TO	BLK	STL	PTS	AVG
2020-21	RU	15-0	144/9.6	20-27	.741	0-0	.000	9-13	.692	14	17	31	2.1	16-0	4	16	5	4	49	3.3	
2021-22	RU	17-2	199/11.7	35-71	.493	0-0	.000	10-21	.476	17	31	48	2.8	10-0	2	14	9	14	80	4.7	
2023-24	USC	16-1	130/8.2	13-26	.500	0-0	.000	13-16	.813	6	17	23	1.4	13-0	0	9	6	4	39	2.4	
TOTAL FOR USC		16-1	130/8.2	13-26	.500	0-0	.000	13-16	.813	6	17	23	1.4	13-0	0	9	6	4	39	2.4	
TOTAL		48-3	474/9.9	68-124	.548	0-0	.000	32-50	.640	37	65	102	2.1	39-0	6	39	20	22	168	3.5	

2

ASHLYN WATKINS

6-3 • So. • Forward • Columbia, S.C.
Major: Mathematics



Full Bio



Awards

High School

McDonald's All-America (2022)

South Carolina Gatorade Player of the Year (2022)

Miscellaneous

	Season	Career	Record
Double-Doubles	3	5	5-0
10+ Points	8	15	15-0
10+ Rebounds	4	6	6-0
5+ Blocks	3	3	3-0
Tm-High Points	0	2	2-0
Tm-High Rebounds	3	4	4-0

Career Highs

Pts.....16 vs. Coastal Carolina, 12/21/22
 FG.....7, 3x, last vs Miss. Valley State, 11/24/23
 FGA.....12 vs Coastal Carolina, 12/21/22
 3FG.....1 at Clemson, 11/17/22
 3FGA.....1 at Clemson, 11/17/22
 FT.....5 vs. Missouri, 1/15/23
 FTA.....6, 3x, last at East Carolina, 12/30/23
 Reb.....12 vs. Presbyterian, 12/16/23
 Off Reb.....7 vs. Maryland, 11/12/23
 Blk.....6, 2x, last at Florida, 1/4/24
 Stl.....4 vs. South Dakota State, 11/20/23
 Asst.....3, 2x, last vs. Kentucky, 1/15/24
 Min.....30 at Missouri, 1/11/24

SEC Career Highs

Pts.....13, vs. Missouri, 1/15/23
 FG.....5 at Missouri, 1/11/24
 FGA.....10 at Missouri, 1/11/24
 3FG.....
 3FGA.....
 FT.....5, vs. Missouri, 1/15/23
 FTA.....6, 2x, last vs. Florida, 2/16/23
 Reb.....10, 2x, last vs. Mississippi State, 1/7/24
 Off Reb.....6, vs. Florida, 2/16/23
 Blk.....6 at Florida, 1/4/24
 Stl.....2, 2x, last vs. Kentucky, 1/15/24
 Asst.....3 vs. Kentucky, 1/15/24
 Min.....30 at Missouri, 1/11/24

Career Notables

- Part of team that won SEC regular-season and tournament titles and advanced to the NCAA Final Four (2023)
- Became first Gamecock in program history to dunk with her fourth-quarter slam at Clemson (Nov. 17, 2022)
- Ranked No.4 post player and No. 12 player overall in Class of 2022
- McDonald's All-America and winner of the event's dunk contest (2022); SC Gatorade Player of the Year (2022)
- Helped Cardinal Newman to four straight SCISA Class 3A state championships (2019-22), also helping volleyball team to state title in 2020 and runner-up finish in 2021

Season Highlights

- Ranks ninth in the nation in blocks per game (2.76, 2nd in SEC) ... is 12th in the SEC in rebounds per game and 12th in offensive rebounds per game (2.59)
- Threw down the program's first dunk in Colonial Life Arena, second in program history, against Kentucky (Jan. 15) as part of her eighth double-figure scoring game
- Was solid on both sides of the ball at Missouri (Jan. 11) with good perimeter defense and timely points
- Led the team with three blocks against Mississippi State (Jan. 7), finishing just shy of a double-double with nine points and 10 boards in a new career-high 27 minutes
- Played a season-high 26 minutes at Florida (Jan. 4) with steady production offensively and on the glass while matching her career high with six blocks
- Blocked a career-best six shots against Presbyterian (Dec. 16) to help tie the program's team record for blocks in a game (17)
- Scored three of her eight points against #11/7 Utah (Dec. 10) during an 8-0 run late in the first quarter that turned a two-point game into a nine-point halftime lead ... doubled the Gamecocks' four-point lead late in the third with a pair of putbacks on back-to-back possessions ... blocked a shot midway through the fourth to preserve the Gamecocks' three-point lead
- Capped her 10-point outing at #24/24 North Carolina (Nov. 30) with a pair of free throws with 14 seconds left to clinch the victory ... opened the fourth with back-to-back buckets after the Tar Heels had closed within two points
- Kept the pressure on #14/11 Maryland (Nov. 12) with 11 points and six boards in the second half
- Blocked four shots in the second half to help hold off #10/10 Notre Dame (Nov. 6) in the season opener in Paris against #10/10 Notre Dame (Nov. 6)

2023-24 GAME-BY-GAME

Opponent	Date	GS	MIN	FG-FGA	PCT	3FG-3FGA	PCT	FT-FTA	PCT	OFF	DEF	TOT	AVG	PF	A	TO	BLK	STL	PTS	AVG
vs Notre Dame	11/06/2023		17:49	3-4	.750	0-0	.000	1-1	1.000	1	4	5	5.0	3	2	1	4	0	7	7.0
Maryland	11/12/2023		16:39	5-10	.500	0-0	.000	3-5	.600	7	4	11	8.0	4	2	0	5	1	13	10.0
Clemson	11/16/2023		24:46	6-10	.600	0-0	.000	0-0	.000	6	4	10	8.7	0	1	0	4	1	12	10.7
South Dakota St.	11/20/2023		18:25	4-9	.444	0-0	.000	0-2	.000	2	3	5	7.8	2	3	2	3	4	8	10.0
Mississippi Val.	11/24/2023		20:29	7-8	.875	0-0	.000	0-2	.000	2	5	7	7.6	1	1	3	3	1	14	10.8
at North Carolina	11/30/2023		18:13	4-8	.500	0-0	.000	2-2	1.000	1	3	4	7.0	4	0	1	1	0	10	10.7
at Duke	12/03/2023		07:18	1-1	1.000	0-0	.000	0-2	.000	1	3	4	6.6	0	0	2	0	1	2	9.4
Morgan St.	12/06/2023		09:24	4-7	.571	0-0	.000	0-0	.000	1	3	4	6.3	1	1	0	2	3	8	9.3
vs Utah	12/10/2023		17:33	3-4	.750	0-0	.000	2-4	.500	3	3	6	6.2	3	0	1	2	0	8	9.1
Presbyterian	12/16/2023		22:15	4-7	.571	0-0	.000	2-4	.500	5	7	12	6.8	3	1	0	6	2	10	9.2
at Bowling Green	12/19/2023		17:54	4-7	.571	0-0	.000	1-2	.500	3	5	8	6.9	3	0	3	1	0	9	9.2
at East Carolina	12/30/2023		12:20	4-7	.571	0-0	.000	3-6	.500	2	3	5	6.8	5	1	1	2	0	11	9.3
at Florida	01/04/2024		25:32	3-8	.375	0-0	.000	0-0	.000	2	6	8	6.8	2	1	0	6	0	6	9.1
Mississippi St.	01/07/2024		27:22	3-8	.375	0-0	.000	3-5	.600	4	6	10	7.1	4	1	1	3	1	9	9.1
at Missouri	01/11/2024		29:57	5-10	.500	0-0	.000	2-4	.500	2	4	6	7.0	2	1	0	2	1	10	9.1
Kentucky	01/15/2024		18:18	4-6	.667	0-0	.000	2-2	1.000	2	6	8	7.1	0	3	1	2	2	10	9.2
at Texas A&M	01/21/2024		15:15	1-3	.333	0-0	.000	2-2	1.000	0	6	6	7.0	5	2	3	1	0	4	8.9
Totals		0	319:29	65-117	.556	0-0	.000	21-39	.538	44	75	119	7.0	42	20	19	47	17	151	8.9

CAREER STATS

SEASON	TEAM	GP-GS	MIN/AVG	Field Goals		3-Point		F-Throws		Rebounds				Scoring						
				FG-FGA	FG%	3FG-3FGA	3FG%	FT-FTA	FT%	OFF	DEF	TOT	AVG	PF-FO	A	TO	BLK	STL	PTS	AVG
2022-23	USC	32-0	342/10.7	67-119	.563	1-3	.333	23-49	.469	41	58	99	3.1	31-0	14	28	25	22	158	4.9
2023-24	USC	17-0	319/18.8	65-117	.556	0-0	.000	21-39	.538	44	75	119	7.0	42-2	20	19	47	17	151	8.9
TOTAL		49-0	661/13.5	132-236	.559	1-3	.333	44-88	.500	85	133	218	4.4	73-2	34	47	72	39	309	6.3



Official Basketball Box Score - Final
Notre Dame at South Carolina
11/06/23 Hale Georges Center arena, Paris,
2023-24 Women's Basketball

Game Time: 1:00 PM
Game Duration: 2:03
Attendance: 3,203

Officials: Gina Cross, Maj Forsberg, Angelica Suffren

Table with columns: NO. Name, Min, FG, 3P, FT, Rebounds, Fouls, TP, AS, TO, ST, Blocks, +/-

Shooting By Period table with columns: 1st, 2nd, 3rd, 4th, GM FG%, 3PT%, FT%

Table with columns: NO. Name, Min, FG, 3P, FT, Rebounds, Fouls, TP, AS, TO, ST, Blocks, +/-

Shooting By Period table with columns: 1st, 2nd, 3rd, 4th, GM FG%, 3PT%, FT%

Summary table with columns: UND, USC, Points from Turnovers, Paint, Second Chance, Fast Breaks, Bench



Official Basketball Box Score - Final
Maryland at South Carolina
11/12/23 Colonial Life Arena, Columbia,
2023-24 Women's Basketball

Game Time: 1:00 PM
Game Duration: 1:52
Attendance: 16,007

Officials: Kevin Penhale, Brian Hall, Natasha Curry

Table with columns: NO. Name, Min, FG, 3P, FT, Rebounds, Fouls, TP, AS, TO, ST, Blocks, +/-

Shooting By Period table with columns: 1st, 2nd, 3rd, 4th, GM FG%, 3PT%, FT%

Table with columns: NO. Name, Min, FG, 3P, FT, Rebounds, Fouls, TP, AS, TO, ST, Blocks, +/-

Shooting By Period table with columns: 1st, 2nd, 3rd, 4th, GM FG%, 3PT%, FT%

Summary table with columns: MAR, USC, Points from Turnovers, Paint, Second Chance, Fast Breaks, Bench



Official Basketball Box Score - Final
Clemson at South Carolina
11/16/23 Colonial Life Arena, Columbia,
2023-24 Women's Basketball

Game Time: 7:00 PM
Game Duration: 1:46
Attendance: 16,820

Officials: Roy Gubeyan, Denise Brooks, Tori Pallo

Table with columns: NO. Name, Min, FG, 3P, FT, Rebounds, Fouls, TP, AS, TO, ST, Blocks, +/-

Shooting By Period table with columns: 1st, 2nd, 3rd, 4th, GM FG%, 3PT%, FT%

Table with columns: NO. Name, Min, FG, 3P, FT, Rebounds, Fouls, TP, AS, TO, ST, Blocks, +/-

Shooting By Period table with columns: 1st, 2nd, 3rd, 4th, GM FG%, 3PT%, FT%

Summary table with columns: CLE, USC, Points from Turnovers, Paint, Second Chance, Fast Breaks, Bench



Official Basketball Box Score - Final
South Dakota St. at South Carolina
11/20/23 Colonial Life Arena, Columbia,
2023-24 Women's Basketball

Game Time: 7:00 PM
Game Duration: 1:40
Attendance: 14,799

Officials: Angelica Suffren, Puulani Spurlock-Welsh, Cameron Inouye

Table with columns: NO. Name, Min, FG, 3P, FT, Rebounds, Fouls, TP, AS, TO, ST, Blocks, +/-

Shooting By Period table with columns: 1st, 2nd, 3rd, 4th, GM FG%, 3PT%, FT%

Table with columns: NO. Name, Min, FG, 3P, FT, Rebounds, Fouls, TP, AS, TO, ST, Blocks, +/-

Shooting By Period table with columns: 1st, 2nd, 3rd, 4th, GM FG%, 3PT%, FT%

Summary table with columns: SDS, USC, Points from Turnovers, Paint, Second Chance, Fast Breaks, Bench



Official Basketball Box Score - Final
Mississippi Val. at South Carolina
11/24/23 Colonial Life Arena, Columbia
2023-24 Women's Basketball

Game Time: 1:00 PM
Game Duration: 1:48
Attendance: 14,558

Officials: Katie Lukanich, Charles Watson, Sarah Williams

Table with columns: NO., Name, Min, FG, 3P, FT, Rebounds, Fouls, TP, AS, TO, ST, Blocks, +/-, Shooting By Period (1st-4th FG, 3PT, FT), Team, Totals.

Table with columns: NO., Name, Min, FG, 3P, FT, Rebounds, Fouls, TP, AS, TO, ST, Blocks, +/-, Shooting By Period (1st-4th FG, 3PT, FT), Team, Totals.

Summary table with columns: MVS, USC, Points from Turnovers, Paint, Second Chance, Fast Breaks, Bench, Period by Period Scoring (1st-4th TOT).



Official Basketball Box Score - Final
South Carolina at North Carolina
11/30/23 Carmichael Arena, Chapel Hill
2023-24 Women's Basketball

Game Time: 7:00 PM
Game Duration: 2:11
Attendance: 6,319

Officials: Dee Kanter, Denise Brooks, Fatou Cissoko-Shepkins

Table with columns: NO., Name, Min, FG, 3P, FT, Rebounds, Fouls, TP, AS, TO, ST, Blocks, +/-, Shooting By Period (1st-4th FG, 3PT, FT), Team, Totals.

Table with columns: NO., Name, Min, FG, 3P, FT, Rebounds, Fouls, TP, AS, TO, ST, Blocks, +/-, Shooting By Period (1st-4th FG, 3PT, FT), Team, Totals.

Summary table with columns: USC, UNC, Points from Turnovers, Paint, Second Chance, Fast Breaks, Bench, Period by Period Scoring (1st-4th TOT).



Official Basketball Box Score - Final
South Carolina at Duke
12/09/23 Cameron Indoor Stadium, Durham
2023-24 Women's Basketball

Game Time: 1:00 PM
Game Duration: 1:51
Attendance: 5,607

Officials: Joseph Vaszly, Katie Lukanich, Billy Smith

Table with columns: NO., Name, Min, FG, 3P, FT, Rebounds, Fouls, TP, AS, TO, ST, Blocks, +/-, Shooting By Period (1st-4th FG, 3PT, FT), Team, Totals.

Table with columns: NO., Name, Min, FG, 3P, FT, Rebounds, Fouls, TP, AS, TO, ST, Blocks, +/-, Shooting By Period (1st-4th FG, 3PT, FT), Team, Totals.

Summary table with columns: SC, DU, Points from Turnovers, Paint, Second Chance, Fast Breaks, Bench, Period by Period Scoring (1st-4th TOT).



Official Basketball Box Score - Final
Morgan St. at South Carolina
12/06/23 Colonial Life Arena, Columbia
2023-24 Women's Basketball

Game Time: 7:00 PM
Game Duration: 1:41
Attendance: 16,181

Officials: Denise Brooks, Carla Fountain, Nicole Brannon

Table with columns: NO., Name, Min, FG, 3P, FT, Rebounds, Fouls, TP, AS, TO, ST, Blocks, +/-, Shooting By Period (1st-4th FG, 3PT, FT), Team, Totals.

Table with columns: NO., Name, Min, FG, 3P, FT, Rebounds, Fouls, TP, AS, TO, ST, Blocks, +/-, Shooting By Period (1st-4th FG, 3PT, FT), Team, Totals.

Summary table with columns: MSU, USC, Points from Turnovers, Paint, Second Chance, Fast Breaks, Bench, Period by Period Scoring (1st-4th TOT).



Official Basketball Box Score - Final
Utah at South Carolina
12/10/23 Morgan Sun Arena, UNC-Asheville
2023-24 Women's Basketball

Game Time: 2:30 PM
Game Duration: 1:53

Officials: Pulani Spurlock-Welch, Tyler Trimble, Mark Resch

Utah - 69 Record: 8-2. Table with columns: NO. Name, Min, FG, 3P, FT, Rebounds, Fouls, TP, AS, TO, ST, Blocks, +/-, Shooting By Period.

South Carolina - 78 Record: 9-0. Table with columns: NO. Name, Min, FG, 3P, FT, Rebounds, Fouls, TP, AS, TO, ST, Blocks, +/-, Shooting By Period.

Summary table with columns: Biggest lead, Best Scoring Run, Lead Changes, Times Tied, Time with Lead, Points from Turnovers, Paint, Second Chance, Fast Breaks, Bench, Period by Period Scoring.



Official Basketball Box Score - Final
Presbyterian at South Carolina
12/16/23 Colonial Life Arena, Columbia
2023-24 Women's Basketball

Game Time: 1:00 PM
Game Duration: 1:58
Attendance: 15,176

Officials: Felicia Griner, Ryan Durham, Leah Laine

Presbyterian - 29 Record: 8-4. Table with columns: NO. Name, Min, FG, 3P, FT, Rebounds, Fouls, TP, AS, TO, ST, Blocks, +/-, Shooting By Period.

South Carolina - 99 Record: 10-0. Table with columns: NO. Name, Min, FG, 3P, FT, Rebounds, Fouls, TP, AS, TO, ST, Blocks, +/-, Shooting By Period.

Summary table with columns: Biggest lead, Best Scoring Run, Lead Changes, Times Tied, Time with Lead, Points from Turnovers, Paint, Second Chance, Fast Breaks, Bench, Period by Period Scoring.



Official Basketball Box Score - Final
South Carolina at Bowling Green
12/19/23 Stron Center, Bowling Green
2023-24 Women's Basketball

Game Time: 7:00 PM
Game Duration: 1:48
Attendance: 4,195

Officials: Michael McConnell, Nykisha Thompson, Michele Del Duco

South Carolina - 93 Record: 11-0. Table with columns: NO. Name, Min, FG, 3P, FT, Rebounds, Fouls, TP, AS, TO, ST, Blocks, +/-, Shooting By Period.

Bowling Green - 62 Record: 6-3. Table with columns: NO. Name, Min, FG, 3P, FT, Rebounds, Fouls, TP, AS, TO, ST, Blocks, +/-, Shooting By Period.

Summary table with columns: Biggest lead, Best Scoring Run, Lead Changes, Times Tied, Time with Lead, Points from Turnovers, Paint, Second Chance, Fast Breaks, Bench, Period by Period Scoring.



Official Basketball Box Score - Final
South Carolina at East Carolina
12/30/23 Mirges Coliseum, Greenville
2023-24 Women's Basketball

Game Time: 12:00 PM
Game Duration: 2:05
Attendance: 5,717

Officials: Pulani Spurlock-Welch, Carla Fountain, John Caporino

South Carolina - 73 Record: 12-0. Table with columns: NO. Name, Min, FG, 3P, FT, Rebounds, Fouls, TP, AS, TO, ST, Blocks, +/-, Shooting By Period.

East Carolina - 36 Record: 7-4. Table with columns: NO. Name, Min, FG, 3P, FT, Rebounds, Fouls, TP, AS, TO, ST, Blocks, +/-, Shooting By Period.

Summary table with columns: Biggest lead, Best Scoring Run, Lead Changes, Times Tied, Time with Lead, Points from Turnovers, Paint, Second Chance, Fast Breaks, Bench, Period by Period Scoring.



Official Basketball Box Score - Final
South Carolina at Florida
01/04/24 Exactech Arena at Stephen C. O'Connell Center, Gainesville
2023-24 Women's Basketball

Game Time: 7:00 PM
Game Duration: 1:40
Attendance: 4,192

Officials:

South Carolina - 89

Record: 13-0 (1-0)

Table with columns: NO. Name, Min, FG, 3P, FT, Rebounds, Fouls, TP, AS, TO, ST, Blocks, +/-

Shooting By Period
1st FG% 11-17 64.7%
3PT% 4-4 100.0%
FT% 6-6 100%

Technical Fouls:NONE

Dead Ball Rebounds: 2

Florida - 66

Record: 9-4 (0-1)

Table with columns: NO. Name, Min, FG, 3P, FT, Rebounds, Fouls, TP, AS, TO, ST, Blocks, +/-

Shooting By Period
1st FG% 7-21 33.3%
3PT% 1-7 14.3%
FT% 0-2 0%

Technical Fouls:NONE

Dead Ball Rebounds: 3

Summary table with columns: USC, UF, Points from Turnovers, Paint, Second Chance, Fast Breaks, Bench



Official Basketball Box Score - Final
Mississippi St. at South Carolina
01/07/24 Colonial Life Arena, Columbia
2023-24 Women's Basketball

Game Time: 1:00 PM
Game Duration: 1:49
Attendance: 15,751

Officials: Brian Hat, Natasha Camy, Timothy Greene

Mississippi St. - 66

Record: 13-4 (0-2)

Table with columns: NO. Name, Min, FG, 3P, FT, Rebounds, Fouls, TP, AS, TO, ST, Blocks, +/-

Shooting By Period
1st FG% 9-17 52.9%
3PT% 1-4 25.0%
FT% 2-2 100%

Technical Fouls:NONE

Dead Ball Rebounds: 3

South Carolina - 85

Record: 14-0 (2-0)

Table with columns: NO. Name, Min, FG, 3P, FT, Rebounds, Fouls, TP, AS, TO, ST, Blocks, +/-

Shooting By Period
1st FG% 8-13 61.5%
3PT% 1-1 100.0%
FT% 9-10 90%

Technical Fouls:NONE

Dead Ball Rebounds: 4

Summary table with columns: MSU, USC, Points from Turnovers, Paint, Second Chance, Fast Breaks, Bench



Official Basketball Box Score - Final
South Carolina at Missouri
01/11/24 Mizzou Arena, Columbia
2023-24 Women's Basketball

Officials: Michael McConnell, Talisa Green, Frank Steratore

South Carolina - 81

Record: 15-0 (3-0)

Table with columns: NO. Name, Min, FG, 3P, FT, Rebounds, Fouls, TP, AS, TO, ST, Blocks, +/-

Shooting By Period
1st FG% 7-16 43.8%
3PT% 1-6 16.7%
FT% 1-2 50%

Technical Fouls:NONE

Dead Ball Rebounds: 2

Table with columns: NO. Name, Min, FG, 3P, FT, Rebounds, Fouls, TP, AS, TO, ST, Blocks, +/-

Shooting By Period
1st FG% 4-15 26.7%
3PT% 2-4 50.0%
FT% 3-4 75%

Technical Fouls:NONE

Dead Ball Rebounds: 2

Summary table with columns: SC, Mizzou, Points from Turnovers, Paint, Second Chance, Fast Breaks, Bench



Official Basketball Box Score - Final
Kentucky at South Carolina
01/15/24 Colonial Life Arena, Columbia
2023-24 South Carolina Women's Basketball

Officials: Brian Hat, Tiffany Bird, Fatou Cissoko-Shephers

Kentucky - 38

Record: 8-10 (1-3)

Table with columns: NO. Name, Min, FG, 3P, FT, Rebounds, Fouls, TP, AS, TO, ST, Blocks, +/-

Shooting By Period
1st FG% 6-18 33.3%
3PT% 1-4 25.0%
FT% 0-0 0%

Technical Fouls:NONE

Dead Ball Rebounds: 3

Table with columns: NO. Name, Min, FG, 3P, FT, Rebounds, Fouls, TP, AS, TO, ST, Blocks, +/-

Shooting By Period
1st FG% 8-19 42.1%
3PT% 1-5 20.0%
FT% 0-0 0%

Technical Fouls:NONE

Dead Ball Rebounds: 3

Summary table with columns: UK, USC, Points from Turnovers, Paint, Second Chance, Fast Breaks, Bench



Official Basketball Box Score - Final
South Carolina at Texas A&M
 01/21/24 Reed Arena, Bryan College Station
 2023-24 Women's Basketball

Game Time: 4:00 PM
 Game Duration: 1:49
 Attendance: 5,924

Officials: Kevin Pethel, Talisa Green, Margaret Tieman

South Carolina - 99													Record: 17-0 (5-0)				
NO.	Name	Min	FG	3P	FT	Rebounds		Fouls		TP	AS	TO	ST	Blocks		+/-	
						M-A	M-A	M-A	OR					DR	TOT		PF
21	Chloe Kitts	F 20:51	6-8	0-0	1-1	1	9	10	3	2	13	5	2	1	1	1	26
10	Kamilla Cardoso	C 25:15	7-9	0-0	3-4	3	10	13	1	6	17	1	1	0	2	0	38
0	Te-Hina Paopao	G 27:11	4-7	1-3	1-1	0	1	1	0	2	10	5	1	0	0	0	34
23	Bree Hall	G 28:13	3-6	2-4	0-0	0	6	6	0	1	8	3	0	1	1	0	36
25	Raven Johnson	G 21:12	3-5	0-0	0-0	0	0	0	3	0	6	4	0	1	0	0	23
2	Ashlyn Watkins	G 15:15	1-3	0-0	2-2	0	6	6	5	1	4	2	3	0	1	0	-3
12	Milaysia Fulwiley	G 19:44	8-12	3-5	2-3	0	1	1	1	2	21	3	2	1	0	0	14
20	Sania Feagin	20:53	5-6	1-1	4-4	1	3	4	4	2	15	0	3	0	2	0	10
5	Tessa Johnson	04:23	0-0	0-0	0-0	0	0	0	0	0	0	1	0	0	0	0	-2
24	Sahnya Jah	11:22	0-0	0-0	1-2	0	0	0	2	1	1	0	2	0	0	0	0
35	Sakima Walker	05:41	2-2	0-0	0-0	0	0	0	2	0	4	0	0	0	0	0	-1
Team						1		0	1	0		0					
Totals			39:58	7-13	14-17	6	36	42	21	17	99	24	14	4	7	1	35

Shooting By Period		
1 st	FG%	9-13 69.2%
	3PT%	1-3 33.3%
	FT%	6-7 85.7%
2 nd	FG%	11-15 73.3%
	3PT%	4-6 66.7%
	FT%	3-3 100%
3 rd	FG%	11-18 61.1%
	3PT%	1-1 100.0%
	FT%	2-4 50%
4 th	FG%	6-12 50%
	3PT%	1-3 33.3%
	FT%	3-3 100%
GM	FG%	39-58 67.2%
	3PT%	7-13 53.8%
	FT%	14-17 82.4%

Technical Fouls: Team 4th 5:28

Dead Ball Rebounds: 1.0

Texas A&M - 64													Record: 14-4 (2-3)				
NO.	Name	Min	FG	3P	FT	Rebounds		Fouls		TP	AS	TO	ST	Blocks		+/-	
						M-A	M-A	M-A	OR					DR	TOT		PF
32	Lauren Ware	F 27:49	1-7	0-0	2-3	2	4	6	3	4	4	0	1	1	1	1	-22
00	Sydney Bowles	G 20:35	1-4	0-2	0-0	0	0	0	0	1	2	2	0	0	0	0	-18
1	Endyia Rogers	G 25:13	7-15	1-5	6-7	0	2	2	2	5	21	1	0	1	0	0	-27
5	Aicha Coulibaly	G 32:11	2-11	0-3	6-7	0	4	4	4	5	10	2	1	2	0	2	-30
24	Sahara Jones	G 33:11	6-14	2-3	3-4	3	2	5	1	5	17	0	2	0	0	3	-26
3	Tineya Hylton	13:48	0-4	0-2	0-0	1	0	1	1	0	0	2	0	1	0	0	-13
15	Sole Williams	17:38	4-13	2-7	0-0	1	0	1	2	0	10	0	2	0	0	1	-17
11	Vanessa Saidu	08:28	0-1	0-0	0-0	1	1	2	3	0	0	0	1	0	0	0	-15
4	Kay Kay Green	21:07	0-0	0-0	0-0	0	1	1	1	1	0	1	1	1	0	0	-7
Team						6		1	7	0		1					
Totals			21:69	5-22	17-21	14	15	29	17	21	64	8	9	6	1	7	-35

Shooting By Period		
1 st	FG%	2-19 10.5%
	3PT%	2-8 25.0%
	FT%	2-2 100%
2 nd	FG%	5-16 31.3%
	3PT%	1-6 16.7%
	FT%	4-5 80%
3 rd	FG%	10-22 45.5%
	3PT%	2-5 40.0%
	FT%	0-1 0%
4 th	FG%	4-12 33.3%
	3PT%	0-3 0.0%
	FT%	11-13 84.6%
GM	FG%	21-69 30.4%
	3PT%	5-22 22.7%
	FT%	17-21 81.0%

Technical Fouls: NONE

Dead Ball Rebounds: 2.0

	USC	TAMU
Biggest lead	39 (3 rd 4:24)	0 (1 st 10:00)
Best Scoring Run	15 (1 st 5:03)	6 (3 rd 2:02)
Lead Changes	0	0
Times Tied	0	0
Time with Lead	39:43	00:00

	USC	TAMU
Points from Turnovers	18	17
Paint	56	20
Second Chance	9	6
Fast Breaks	8	4
Bench	45	10

	USC	TAMU
Period by Period Scoring		
1st	25	29
2nd	29	25
3rd	25	20
4th	20	99
TOT	8	15
TAMU	15	22
	19	64



**2023-24 South Carolina Women's Basketball
Team Game-by-Game
All games**

Page 1/1
as of Jan 22, 2024

Opponent	Date	Score	W	Total		3-Pointers		Free throws		Rebounds										
				FG-FGA	PCT	3FG-3FGA	PCT	FT-FTA	PCT	OFF	DEF	TOT	AVG	PF	A	TO	BLK	STL	PTS	AVG
vs Notre Dame	11/06/2023	100-71	W	43-79	.544	5-16	.313	9-13	.692	16	31	47	47.0	18	29	14	11	12	100	100.0
Maryland	11/12/2023	114-76	W	43-83	.518	12-24	.500	16-25	.640	19	34	53	50.0	20	30	10	11	9	114	107.0
Clemson	11/16/2023	109-40	W	44-83	.530	10-26	.385	11-20	.550	25	48	73	57.7	16	30	13	9	11	109	107.7
South Dakota St.	11/20/2023	78-38	W	34-79	.430	0-12	.000	10-18	.556	21	31	52	56.3	7	16	7	16	15	78	100.3
Mississippi Val.	11/24/2023	101-19	W	41-75	.547	5-20	.250	14-22	.636	17	49	66	58.2	9	27	15	15	9	101	100.4
at North Carolina	11/30/2023	65-58	W	22-56	.393	6-11	.545	15-22	.682	6	33	39	55.0	20	8	13	7	6	65	94.5
at Duke	12/03/2023	77-61	W	26-52	.500	9-15	.600	16-23	.696	13	32	45	53.6	6	12	20	3	7	77	92.0
Morgan St.	12/06/2023	104-38	W	41-60	.683	9-16	.563	13-17	.765	9	38	47	52.8	9	26	16	7	11	104	93.5
vs Utah	12/10/2023	78-69	W	30-55	.545	6-16	.375	12-18	.667	9	28	37	51.0	19	13	23	7	6	78	91.8
Presbyterian	12/16/2023	99-29	W	38-73	.521	10-22	.455	13-21	.619	19	36	55	51.4	6	21	8	17	14	99	92.5
at Bowling Green	12/19/2023	93-62	W	37-63	.587	9-16	.563	10-13	.769	8	28	36	50.0	18	21	12	4	10	93	92.5
at East Carolina	12/30/2023	73-36	W	25-61	.410	5-13	.385	18-34	.529	17	41	58	50.7	18	17	11	8	6	73	90.9
at Florida	01/04/2024	89-66	W	35-70	.500	6-15	.400	13-15	.867	11	40	51	50.7	13	14	18	9	8	89	90.8
Mississippi St.	01/07/2024	85-66	W	32-68	.471	6-12	.500	15-20	.750	16	28	44	50.2	12	17	11	6	8	85	90.4
at Missouri	01/11/2024	81-57	W	33-64	.516	8-15	.533	7-8	.875	8	29	37	49.3	13	12	11	7	7	81	89.7
Kentucky	01/15/2024	98-36	W	40-68	.588	10-17	.588	8-12	.667	12	33	45	49.1	9	22	14	8	14	98	90.3
at Texas A&M	01/21/2024	99-64	W	39-58	.672	7-13	.538	14-17	.824	6	36	42	48.6	21	24	14	7	4	99	90.8
Total		1543		603-1147	.526	123-279	.441	214-318	.673	232	595	827	48.6	234	339	230	152	157	1543	90.8
Opponents		886		331-1127	.294	91-353	.258	133-210	.633	221	348	569	33.5	291	163	282	42	117	886	52.1

South Carolina Averages

Games Played	Points/game	FG Pct	3FG Pct	FT Pct	Rebounds/game	Assists/game	Turnovers/game	Assist/Turnover ratio	Steals/game	Blocks/game
17	90.8	52.6	44.1	67.3	48.6	19.9	13.5	1.5	9.2	8.9



**2023-24 South Carolina Women's Basketball
Opponents Game-by-Game
All games**

Page 1/1
as of Jan 22, 2024

Opponent	Date	Score	W	Total		3-Pointers		Free throws		Rebounds										
				FG-FGA	PCT	3FG-3FGA	PCT	FT-FTA	PCT	OFF	DEF	TOT	AVG	PF	A	TO	BLK	STL	PTS	AVG
vs Notre Dame	11/06/2023	100-71	W	25-76	.329	6-20	.300	15-21	.714	21	23	44	44.0	19	12	18	4	9	71	71.0
Maryland	11/12/2023	114-76	W	29-71	.408	10-22	.455	8-12	.667	11	22	33	38.5	22	15	15	1	4	76	73.5
Clemson	11/16/2023	109-40	W	16-72	.222	3-28	.107	5-11	.455	11	16	27	34.7	12	7	16	1	7	40	62.3
South Dakota St.	11/20/2023	78-38	W	17-62	.274	2-13	.154	2-4	.500	13	26	39	35.8	15	5	21	2	3	38	56.3
Mississippi Val.	11/24/2023	101-19	W	8-67	.119	1-19	.053	2-8	.250	12	21	33	35.2	19	4	19	3	6	19	48.8
at North Carolina	11/30/2023	65-58	W	21-67	.313	4-21	.190	12-17	.706	15	30	45	36.8	25	12	14	7	5	58	50.3
at Duke	12/03/2023	77-61	W	24-65	.369	11-23	.478	2-2	1.000	7	17	24	35.0	19	14	16	8	11	61	51.9
Morgan St.	12/06/2023	104-38	W	12-59	.203	3-17	.176	11-13	.846	10	11	21	33.3	12	6	19	0	11	38	50.1
vs Utah	12/10/2023	78-69	W	28-62	.452	5-20	.250	8-11	.727	8	20	28	32.7	22	13	17	1	11	69	52.2
Presbyterian	12/16/2023	99-29	W	10-64	.156	4-17	.235	5-8	.625	17	16	33	32.7	13	4	23	0	3	29	49.9
at Bowling Green	12/19/2023	93-62	W	20-55	.364	11-29	.379	11-16	.688	9	20	29	32.4	12	16	15	1	6	62	51.0
at East Carolina	12/30/2023	73-36	W	13-67	.194	2-12	.167	8-21	.381	15	27	42	33.2	23	3	13	2	8	36	49.8
at Florida	01/04/2024	89-66	W	26-79	.329	7-28	.250	7-12	.583	14	24	38	33.5	14	11	14	1	10	66	51.0
Mississippi St.	01/07/2024	85-66	W	27-75	.360	3-19	.158	9-16	.563	22	21	43	34.2	17	10	12	3	6	66	52.1
at Missouri	01/11/2024	81-57	W	19-56	.339	10-25	.400	9-11	.818	8	22	30	33.9	15	16	17	2	2	57	52.4
Kentucky	01/15/2024	98-36	W	15-61	.246	4-18	.222	2-6	.333	14	17	31	33.8	15	7	24	5	9	36	51.4
at Texas A&M	01/21/2024	99-64	W	21-69	.304	5-22	.227	17-21	.810	14	15	29	33.5	17	8	9	1	6	64	52.1
Total		886		331-1127	.294	91-353	.258	133-210	.633	221	348	569	33.5	291	163	282	42	117	886	52.1
South Carolina		1543		603-1147	.526	123-279	.441	214-318	.673	232	595	827	48.6	234	339	230	152	157	1543	90.8

Opponents Averages

Games Played	Points/game	FG Pct	3FG Pct	FT Pct	Rebounds/game	Assists/game	Turnovers/game	Assist/Turnover ratio	Steals/game	Blocks/game
17	52.1	29.4	25.8	63.3	33.5	9.6	16.6	0.6	6.9	2.5



2023-24 South Carolina Women's Basketball
Points-rebounds-assists
All games

Page 1/1
as of Jan 22, 2024

Opponent	Date	Score	0	2	5	10	12	20	21	23	24	25	35
vs Notre Dame	11/06/2023	100-71	14-3-6	7-5-2	1-0-2	20-15-1	17-1-6	12-4-0	7-1-2	7-3-1	4-5-2	11-2-7	0-1-0
Maryland	11/12/2023	114-76	14-0-8	13-11-2	12-7-4	12-7-2	12-1-2	8-6-1	13-10-1	12-1-2	7-1-0	8-3-8	3-1-0
Clemson	11/16/2023	109-40	14-3-1	12-10-1	DNP	15-13-4	18-9-3	6-6-1	12-2-1	8-5-1	8-4-1	6-8-17	10-6-0
South Dakota St.	11/20/2023	78-38	DNP	8-5-3	DNP	23-10-0	11-5-3	6-6-1	5-9-0	5-7-2	2-1-1	18-3-6	0-1-0
Mississippi Val.	11/24/2023	101-19	10-8-1	14-7-1	DNP	14-10-3	17-4-5	12-5-4	11-5-1	5-2-3	2-7-4	12-8-5	4-5-0
at North Carolina	11/30/2023	65-58	14-5-4	10-4-0	0-0-0	6-16-2	0-0-0	0-0-0	11-3-0	15-1-0	0-0-0	9-7-2	0-0-0
at Duke	12/03/2023	77-61	12-1-1	2-4-0	0-1-0	15-14-2	9-0-1	1-1-0	14-9-3	13-3-1	DNP	11-4-4	0-0-0
Morgan St.	12/06/2023	104-38	12-1-5	8-4-1	16-1-1	10-7-0	14-1-6	10-6-1	7-14-4	9-1-3	6-2-0	12-2-5	0-1-0
vs Utah	12/10/2023	78-69	15-3-2	8-6-0	2-0-0	17-6-1	11-2-1	3-3-1	11-7-4	7-4-0	DNP	2-2-4	2-1-0
Presbyterian	12/16/2023	99-29	6-2-6	10-12-1	13-1-3	12-9-3	18-7-4	2-2-1	11-10-2	10-3-0	5-5-1	DNP	12-1-0
at Bowling Green	12/19/2023	93-62	12-4-6	9-8-0	4-1-0	11-4-5	6-3-1	5-5-2	21-6-1	18-2-2	0-0-0	5-2-4	2-0-0
at East Carolina	12/30/2023	73-36	9-1-2	11-5-1	0-2-0	12-10-5	12-9-3	9-4-0	7-10-3	5-2-0	4-2-0	4-7-3	0-3-0
at Florida	01/04/2024	89-66	17-3-4	6-8-1	8-1-1	10-15-1	10-2-0	0-2-1	5-7-1	15-4-0	2-1-0	16-4-5	0-2-0
Mississippi St.	01/07/2024	85-66	12-3-5	9-10-1	4-1-2	13-14-6	9-1-0	0-1-0	12-4-0	15-3-1	2-2-0	7-5-2	2-0-0
at Missouri	01/11/2024	81-57	15-6-3	10-6-1	6-1-0	7-8-1	0-2-1	10-4-4	2-2-0	21-4-0	DNP	10-2-2	DNP
Kentucky	01/15/2024	98-36	14-3-5	10-8-3	11-2-0	12-11-3	14-3-1	8-2-1	9-4-0	7-4-2	2-0-1	11-3-6	0-1-0
at Texas A&M	01/21/2024	99-64	10-1-5	4-6-2	0-0-1	17-13-1	21-1-3	15-4-0	13-10-5	8-6-3	1-0-0	6-0-4	4-0-0

2023-24 VS. RANKED OPPONENTS



2023-24 South Carolina Women's Basketball
Combined Team Statistics
Specific games

Page 1/1
as of Dec 10, 2023

Game Records

Record	Overall	Home	Away	Neutral
ALL GAMES	4-0	1-0	1-0	2-0
CONFERENCE	0-0	0-0	0-0	0-0
NON-CONFERENCE	4-0	1-0	1-0	2-0

Score by Periods

Team	1st	2nd	3rd	4th	OT	TOT
South Carolina	77	86	97	97	0	357
Opponents	76	56	74	68	0	274

Team Box Score

No.	Player	Total			3-Point		F-Throw		Rebounds				PF DQ A TO BLK STL PTS AVG									
		GP-GS	MIN	AVG	FG-FGA	FG%	3FG-3FGA	3FG%	FT-FTA	FT%	OFF	DEF	TOT	AVG	PF	DQ	A	TO	BLK	STL	PTS	AVG
0	PAOPAO, Te-Hina	4-4	129:27	32.4	22-47	.468	12-25	.480	1-2	.500	0	11	11	2.8	5	0	20	7	0	8	57	14.3
10	CARDOSO, Kamilla	4-4	107:31	26.9	22-35	.629	0-0	.000	11-14	.786	10	34	44	11.0	15	1	6	9	12	2	55	13.8
21	KITTS, Chloe	4-4	77:60	19.5	14-31	.452	0-0	.000	14-21	.667	6	15	21	5.3	5	0	7	5	3	1	42	10.5
23	HALL, Bree	4-4	117:45	29.4	15-31	.484	6-15	.400	5-5	1.000	2	7	9	2.3	5	0	3	4	4	0	41	10.3
12	FULWILEY, MiLaysia	4-0	54:16	13.6	16-28	.571	6-11	.545	2-4	.500	0	4	4	1.0	7	0	9	6	5	8	40	10.0
2	WATKINS, Ashlyn	4-0	70:14	17.6	15-26	.577	0-0	.000	8-12	.667	12	14	26	6.5	14	0	4	3	12	1	38	9.5
25	JOHNSON, Raven	4-4	120:55	30.2	12-32	.375	3-9	.333	3-6	.500	0	14	14	3.5	8	0	21	12	0	6	30	7.5
20	FEAGIN, Sania	4-0	39:26	9.9	11-20	.550	0-0	.000	1-2	.500	7	6	13	3.3	8	0	2	4	0	1	23	5.8
5	JOHNSON, Tessa	4-0	48:12	12.1	5-11	.455	2-6	.333	3-5	.600	0	7	7	1.8	4	0	6	5	0	5	15	3.8
24	JAH, Sahnya	3-0	14:17	4.8	5-9	.556	0-1	.000	1-3	.333	2	4	6	2.0	3	0	2	1	0	1	11	3.7
35	WALKER, Sakima	4-0	19:58	5.0	1-3	.333	0-0	.000	3-4	.750	2	1	3	0.8	3	0	0	4	0	0	5	1.3
Team											9	9	18									
Total		4	800		138-273	.505	29-67	.433	52-78	.667	50	126	176	44.0	77	1	80	60	36	33	357	89.3
Opponents		4	800		103-276	.373	25-83	.301	43-61	.705	55	95	150	37.5	88	2	52	64	13	29	274	68.5

Team Statistics

	USC	OPP
Scoring	357	274
Points per game	89.3	68.5
Scoring margin	+20.8	-
Field goals-att	138-273	103-276
Field goal pct	.505	.373
3 point fg-att	29-67	25-83
3-point FG pct	.433	.301
3-pt FG made per game	7.3	6.3
Free throws-att	52-78	43-61
Free throw pct	.667	.705
F-Throws made per game	13.0	10.8
Rebounds	176	150
Rebounds per game	44.0	37.5
Rebounding margin	+6.5	-
Assists	80	52
Assists per game	20.0	13.0
Turnovers	60	64
Turnovers per game	15.0	16.0
Turnover margin	+1.0	-
Assist/turnover ratio	1.3	0.8
Steals	33	29
Steals per game	8.3	7.3
Blocks	36	13
Blocks per game	9.0	3.3
Winning streak	4	-
Home win streak	1	-
Attendance	16007	6319
Home games-Avg/Game	1-16007	1-6319
Neutral site-Avg/Game	-	2-1602

Team Results

Date	Opponent		Score	Att.
11/06/2023	vs Notre Dame	W	100-71	3203
11/12/2023	Maryland	W	114-76	16007
11/30/2023	at North Carolina	W	65-58	6319
12/10/2023	vs Utah	W	78-69	0

SEC GAMES



2023-24 South Carolina Women's Basketball
Combined Team Statistics
In Conference games

Page 1/1
as of Jan 22, 2024

Game Records

Record	Overall	Home	Away	Neutral
ALL GAMES	5-0	2-0	3-0	0-0
CONFERENCE	5-0	2-0	3-0	0-0
NON-CONFERENCE	0-0	0-0	0-0	0-0

Score by Periods

Team	1st	2nd	3rd	4th	OT	TOT
South Carolina	116	117	119	100	0	452
Opponents	70	70	75	74	0	289

Team Box Score

No.	Player	GP-GS		MIN		AVG		Total		3-Point		F-Throw		Rebounds				PF DQ A TO BLK STL PTS				AVG	
		GP	GS	MIN	AVG	FG-FGA	FG%	3FG-3FGA	3FG%	FT-FTA	FT%	OFF	DEF	TOT	AVG	PF	DQ	A	TO	BLK	STL		PTS
0	PAOPAO, Te-Hina	5	5	134:19	26.9	25-39	.641	12-19	.632	6-6	1.000	1	15	16	3.2	2	0	22	10	1	5	68	13.6
23	HALL, Bree	5	5	137:58	27.6	25-41	.610	12-19	.632	4-6	.667	2	19	21	4.2	3	0	6	4	3	2	66	13.2
10	CARDOSO, Kamilla	5	5	125:35	25.1	25-42	.595	0-0	.000	9-14	.643	19	42	61	12.2	8	0	12	10	10	1	59	11.8
12	FULWILEY, MiLaysia	5	0	84:26	16.9	20-40	.500	6-15	.400	8-9	.889	1	8	9	1.8	10	0	5	10	3	5	54	10.8
25	JOHNSON, Raven	5	5	122:32	24.5	21-40	.525	2-6	.333	6-6	1.000	2	12	14	2.8	7	0	19	4	1	11	50	10.0
21	KITTS, Chloe	5	5	75:45	15.2	17-30	.567	0-0	.000	7-9	.778	7	20	27	5.4	10	0	6	7	2	4	41	8.2
2	WATKINS, Ashlyn	5	0	116:24	23.3	16-35	.457	0-0	.000	7-9	.778	10	28	38	7.6	13	1	8	5	14	4	39	7.8
20	FEAGIN, Sania	5	0	66:16	13.3	13-19	.684	1-1	1.000	6-8	.750	3	10	13	2.6	8	0	6	7	2	3	33	6.6
5	JOHNSON, Tessa	5	0	81:38	16.3	11-27	.407	4-11	.364	3-3	1.000	0	5	5	1.0	0	0	4	4	0	4	29	5.8
24	JAH, Sahnya	4	0	32:05	8.0	3-8	.375	0-1	.000	1-2	.500	1	2	3	0.8	5	0	1	3	0	2	7	1.8
35	WALKER, Sakima	4	0	23:02	5.8	3-7	.429	0-0	.000	0-0	.000	1	2	3	0.8	2	0	0	3	1	0	6	1.5
Team												6	3	9				1					
Total		5	1000			179-328	.546	37-72	.514	57-72	.792	53	166	219	43.8	68	1	89	68	37	41	452	90.4
Opponents		5	1000			108-340	.318	29-112	.259	44-66	.667	72	99	171	34.2	78	0	52	76	12	33	289	57.8

Team Statistics

	USC	OPP
Scoring	452	289
Points per game	90.4	57.8
Scoring margin	+32.6	-
Field goals-att	179-328	108-340
Field goal pct	.546	.318
3 point fg-att	37-72	29-112
3-point FG pct	.514	.259
3-pt FG made per game	7.4	5.8
Free throws-att	57-72	44-66
Free throw pct	.792	.667
F-Throws made per game	11.4	8.8
Rebounds	219	171
Rebounds per game	43.8	34.2
Rebounding margin	+9.6	-
Assists	89	52
Assists per game	17.8	10.4
Turnovers	68	76
Turnovers per game	13.6	15.2
Turnover margin	+1.6	-
Assist/turnover ratio	1.3	0.7
Steals	41	33
Steals per game	8.2	6.6
Blocks	37	12
Blocks per game	7.4	2.4
Winning streak	5	-
Home win streak	2	-
Attendance	31680	14649
Home games-Avg/Game	2-15840	3-4883
Neutral site-Avg/Game	-	0-0

Team Results

Date	Opponent		Score	Att.
01/04/2024	at Florida	W	89-66	4192
01/07/2024	Mississippi St.	W	85-66	15751
01/11/2024	at Missouri	W	81-57	4533
01/15/2024	Kentucky	W	98-36	15929
01/21/2024	at Texas A&M	W	99-64	5924



**2023-24 South Carolina Women's Basketball
Combined Team Statistics
All games**

Page 1/1
as of Jan 22, 2024

Game Records

Record	Overall	Home	Away	Neutral
ALL GAMES	17-0	8-0	7-0	2-0
CONFERENCE	5-0	2-0	3-0	0-0
NON-CONFERENCE	12-0	6-0	4-0	2-0

Score by Periods

Team	1st	2nd	3rd	4th	OT	TOT
South Carolina	390	389	406	358	0	1543
Opponents	240	191	243	212	0	886

Team Box Score

No.	Player	Total			3-Point			F-Throw		Rebounds				Other				PTS	AVG			
		GP-GS	MIN	AVG	FG-FGA	FG%	3FG-3FGA	3FG%	FT-FTA	FT%	OFF	DEF	TOT	AVG	PF	DQ	A			TO	BLK	STL
10	CARDOSO, Kamilla	17-16	426:11	25.1	91-149	.611	0-0	.000	44-63	.698	55	127	182	10.7	30	1	40	30	49	7	226	13.3
0	PAOPAO, Te-Hina	16-16	420:38	26.3	72-133	.541	43-77	.558	13-16	.813	4	43	47	2.9	7	0	64	27	2	18	200	12.5
12	FULWILEY, MiLaysia	17-2	317:34	18.7	75-156	.481	20-59	.339	29-39	.744	10	41	51	3.0	37	1	40	34	18	25	199	11.7
23	HALL, Bree	17-17	450:18	26.5	66-131	.504	33-68	.485	15-23	.652	9	46	55	3.2	14	0	21	17	9	10	180	10.6
21	KITTS, Chloe	17-17	314:21	18.5	65-121	.537	0-1	.000	41-60	.683	31	82	113	6.6	21	0	28	23	11	8	171	10.1
25	JOHNSON, Raven	16-15	434:26	27.2	61-116	.526	13-32	.406	13-19	.684	9	53	62	3.9	21	0	84	25	1	39	148	9.3
2	WATKINS, Ashlyn	17-0	319:29	18.8	65-117	.556	0-0	.000	21-39	.538	44	75	119	7.0	42	2	20	19	47	17	151	8.9
20	FEAGIN, Sania	17-0	226:48	13.3	46-81	.568	1-3	.333	14-23	.609	21	40	61	3.6	25	0	18	22	8	8	107	6.3
5	JOHNSON, Tessa	14-1	219:27	15.7	29-62	.468	11-26	.423	8-10	.800	2	16	18	1.3	7	0	14	14	0	12	77	5.5
24	JAH, Sahnya	14-0	140:23	10.0	20-55	.364	2-13	.154	3-10	.300	10	20	30	2.1	17	0	10	8	1	9	45	3.2
35	WALKER, Sakima	16-1	130:25	8.2	13-26	.500	0-0	.000	13-16	.813	6	17	23	1.4	13	0	0	9	6	4	39	2.4
Team											31	35	66					2				
Total		17	3400		603-1147	.526	123-279	.441	214-318	.673	232	595	827	48.6	234	4	339	230	152	157	1543	90.8
Opponents		17	3400		331-1127	.294	91-353	.258	133-210	.633	221	348	569	33.5	291	5	163	282	42	117	886	52.1

Team Statistics

	USC	OPP
Scoring	1543	886
Points per game	90.8	52.1
Scoring margin	+38.6	-
Field goals-att	603-1147	331-1127
Field goal pct	.526	.294
3 point fg-att	123-279	91-353
3-point FG pct	.441	.258
3-pt FG made per game	7.2	5.4
Free throws-att	214-318	133-210
Free throw pct	.673	.633
F-Throws made per game	12.6	7.8
Rebounds	827	569
Rebounds per game	48.6	33.5
Rebounding margin	+15.2	-
Assists	339	163
Assists per game	19.9	9.6
Turnovers	230	282
Turnovers per game	13.5	16.6
Turnover margin	+3.1	-
Assist/turnover ratio	1.5	0.6
Steals	157	117
Steals per game	9.2	6.9
Blocks	152	42
Blocks per game	8.9	2.5
Winning streak	17	-
Home win streak	8	-
Attendance	125221	36487
Home games-Avg/Game	8-15653	7-5212
Neutral site-Avg/Game	-	2-5816

Team Results

Date	Opponent	Score	Att.
11/06/2023	vs Notre Dame	W 100-71	3203
11/12/2023	Maryland	W 114-76	16007
11/16/2023	Clemson	W 109-40	16820
11/20/2023	South Dakota St.	W 78-38	14799
11/24/2023	Mississippi Val.	W 101-19	14558
11/30/2023	at North Carolina	W 65-58	6319
12/03/2023	at Duke	W 77-61	5607
12/06/2023	Morgan St.	W 104-38	16181
12/10/2023	vs Utah	W 78-69	8428
12/16/2023	Presbyterian	W 99-29	15176
12/19/2023	at Bowling Green	W 93-62	4195
12/30/2023	at East Carolina	W 73-36	5717
01/04/2024	at Florida	W 89-66	4192
01/07/2024	Mississippi St.	W 85-66	15751
01/11/2024	at Missouri	W 81-57	4533
01/15/2024	Kentucky	W 98-36	15929
01/21/2024	at Texas A&M	W 99-64	5924