

<< 2023-24 SOUTH CAROLINA MEN'S BASKETBALL >>

2023-24 SCHEDULE

OVERALL: 12-1 | SEC: 0-0

HOME: 8-0 | AWAY: 1-1 | NEUTRAL: 3-0 | NET: 44

NOVEMBER

| | | | |
|----|-----|--------------------------|----------|
| 1 | -/- | Wofford (exhibition) | W, 60-57 |
| 6 | -/- | USC Upstate | W, 82-59 |
| 10 | -/- | vs. Virginia Tech * | W, 79-77 |
| 13 | -/- | VMI % (unbracketed game) | W, 74-64 |
| 17 | -/- | vs. DePaul % | W, 73-68 |
| 19 | -/- | vs. Grand Canyon % | W, 75-68 |
| 28 | -/- | Notre Dame \$ | W, 65-53 |

DECEMBER

| | | | |
|----|--------|---------------------|----------|
| 1 | -/- | George Washington | W, 89-67 |
| 6 | #24/20 | at Clemson | L, 67-72 |
| 9 | -/- | at East Carolina | W, 68-62 |
| 16 | -/- | Charleston Southern | W, 73-69 |
| 19 | -/- | Winthrop | W, 72-62 |
| 22 | -/- | Elon | W, 70-43 |
| 30 | -/- | Florida A&M | W, 94-62 |

JANUARY

| | | | |
|----|------|--------------------|-----------------|
| 6 | -/- | Mississippi State* | 12 p.m., CBS |
| 9 | -/- | at Alabama* | 7 p.m., SECN |
| 13 | -/- | at Missouri* | 3:30 p.m., SECN |
| 16 | -/- | Georgia* | 9 p.m., ESPNU |
| 20 | -/- | at Arkansas* | 1 p.m., SECN |
| 23 | #6/6 | Kentucky* | 7 p.m., SECN |
| 27 | -/- | Missouri* | 1 p.m., SECN |
| 30 | #5/5 | at Tennessee* | 6:30 p.m., SECN |

FEBRUARY

| | | | |
|----|--------|---------------|-----------------|
| 3 | -/- | at Georgia* | 1 p.m., SECN |
| 6 | #22/19 | Ole Miss* | 6:30 p.m., SECN |
| 10 | -/- | Vanderbilt* | 1 p.m., SECN |
| 14 | -/- | at Auburn* | 8:30 p.m., SECN |
| 17 | -/- | LSU* | 3:30 p.m., SECN |
| 24 | #22/19 | at Ole Miss* | 3:30 p.m., SECN |
| 28 | -/- | at Texas A&M* | 8:30 p.m., SECN |

MARCH

| | | | |
|-------|------|---------------------------------|------------------|
| 2 | -/- | Florida* | 1 p.m. • SECN |
| 6 | #5/5 | Tennessee* | 7 p.m. • ESPN2 |
| 9 | -/- | at Mississippi State | 2:30 p.m. • SECN |
| 13-17 | -/- | SEC Tournament & | TBA |
| 21-22 | -/- | NCAA Tournament First Round = | TBA |
| 22-23 | -/- | NCAA Tournament Second Round = | TBA |
| 28-29 | -/- | Regional Semifinal - Sweet 16 # | TBA |
| 30-31 | -/- | Regional Final - Elite 8 # | TBA |

APRIL

| | | | |
|-----|-----|--------------|-----|
| 6-8 | -/- | Final Four / | TBA |
|-----|-----|--------------|-----|

All home games in **bold** | All times listed Eastern | **SECN+** - SEC Network + | **SECN** - SEC Network | **CBSN** - CBS Sports Network | * indicates SEC contest | ^ - Hall of Fame Series (Charlotte, N.C.) | % - Arizona Tipoff (Glendale, Ariz.) | \$ - ACC/SEC Challenge | & - SEC Tournament (Nashville, Tenn.) | = - NCAA Tournament First and Second Rounds (various sites) | # - NCAA Regionals (various sites) | / - Final Four (Phoenix, Ariz.) | **rankings listed are at time of game

PROBABLE GAMECOCK STARTERS

| # | Name | Ht. | Wt. | Cl. | Hometown | PPG | RPG | APG | Misc. |
|----|-----------------|-----|-----|-----|------------------|-------|------|------|---|
| 55 | Ta'Lon Cooper | 6-4 | 200 | Gr. | Roebuck, S.C. | 9.5 | 4.3 | 4.5* | 1,000+ points/600+ assists at Minnesota/Morehead State |
| 5 | Meechie Johnson | 6-2 | 184 | Jr. | Cleveland, Ohio | 17.7* | 4.1 | 2.6 | 3rd leading scorer in SEC; career-best 5 20-pt games this season |
| 10 | Myles Stute | 6-6 | 209 | Jr. | Washington, D.C. | 10.6 | 4.0 | 1.3 | Team 9-0 when he scores 10+; led SEC in 3-point FG% in 21-22 at 43.2% |
| 4 | Stephen Clark | 6-8 | 208 | Gr. | Charlotte, N.C. | 3.5 | 2.8 | 1.2 | 1,038 points in 109 games (88 starts) at The Citadel |
| 2 | B.J. Mack | 6-8 | 260 | Gr. | Charlotte, N.C. | 14.0 | 5.1* | 1.5 | Averaged 14.1 points in 85 games at Wofford (69 starts) |

* indicates team leader

GAMECOCK MEN'S BASKETBALL



**12-1, 0-0 SEC
SOUTH CAROLINA**

VS.



**11-2, 0-0 SEC
MISS. STATE**

TIPOFF NOTABLES

> **A New Chapter** of Gamecock Men's Basketball is underway with second-year head coach Lamont Paris this season. Paris, who has been a part of nine NCAA Division I Tournaments and 17 twenty-win seasons as a college head and assistant coach, was named the University of South Carolina's 33rd head coach by Director of Athletics Ray Tanner on Thursday, March 24, 2022.

> This year's team features a crop of four experienced transfers in Stephen Clark (The Citadel), Ta'Lon Cooper (Minnesota), B.J. Mack (Wofford) and Myles Stute (Vanderbilt). Zachary Davis, Josh Gray, Meechie Johnson and Jacobi Wright all return as Carolina will have an experienced group on the hardwood this season. The team's four transfers have played 430 combined career games.

HEAD COACH: Lamont Paris

(Wooster, '96; Indiana State, '00)

AT CAROLINA: 23-22 (2nd season)

CAREER: 110-94 (7th season)

VS. MISS. STATE: 0-2

TOP SCORER: Johnson (17.7 ppg)

TOP REBOUNDER: Mack (5.1 rpg)

TOP ASSIST MAKER: Cooper (4.5 apg)

TOP SHOT BLOCKER: Clark (1.0 bpg)

TOP STEALS LEADER: Davis (1.0 spg)

COMMUNICATIONS/PR: Michael DeBates

TWITTER UPDATES: @GamecockMBB

HEAD COACH: Chris Jans (Loras, '91)

AT MISS. STATE: 32-15 (2nd season)

CAREER: 175-59 (8th season)

VS. CAROLINA: 2-0

TOP SCORER: Hubbard (14.5 ppg)

TOP REBOUNDER: Bell Jr. (9.2 rpg)

TOP ASSIST MAKER: Davis (3.6 apg)

TOP SHOT BLOCKER: Bell Jr. (1.2 bpg)

TOP STEALS LEADER: Matthews (2.5 spg)

COMMUNICATIONS/PR: Matt Dunaway

TWITTER UPDATES: @HailStateMBK

ASSOCIATE DIRECTOR

COMMUNICATIONS & PUBLIC RELATIONS:

MICHAEL DeBATES // MDEBATES@MAILBOX.SC.EDU

CELL: 712-348-5863 // TWITTER: @MDEBATES

CAROLINA MEN'S BASKETBALL ON SOCIAL MEDIA:

#GAMECOCKS // #FOREVERTOTHEE

TWITTER AND INSTAGRAM: @GAMECOCKMBB

FACEBOOK: /GAMECOCKMBB

ON THE WEB: GAMECOCKSONLINE.COM

GAME 14

VENUE: Colonial Life Arena

BROADCAST: CBS

PLAY-BY-PLAY: John Sadak

ANALYST: Steve Lappas

RADIO: Gamecock Radio Network

IN COLUMBIA: 107.5 The Game

PLAY-BY-PLAY: Derek Scott

ANALYST: Casey Manning

SIRIUSXM: 106 or 190 | **SXM APP:** 961

WATCH: cbs.com

LIVE STATS: GamecocksOnline.com

SERIES: Bulldogs lead, 29-17

IN COLUMBIA: Gamecocks lead, 11-10

SERIES TREND: Bulldogs have won three

straight dating back to 2022 SEC Tournament

LAST MEETING: 74-68 Bulldog win at The

Hump on Feb. 28, 2023; Shakeel Moore had

20 points and Gregory "GG" Jackson II led

Carolina with 22 points and eight rebounds

NUMBERS OF NOTE

430 - The Gamecocks four transfers (Clark, Cooper, Mack and Stute) have played a combined 430 games at the Division I level with 299 starts across the quartet of players.

3rd - The entire team's 480 combined Division I starts ranks third in the SEC behind only Mississippi State (514) and Texas A&M (502).

7th - Ta'Lon Cooper is 7th in the country in assist-to-turnover ratio thru 13 games with 58 assists against just 14 turnovers (4.1:1).

50.0% - The Gamecocks have shot 50.0 percent or higher in four of the team's 10 games this season (only happen once last season in 2022-23 at Missouri).

14.7% - The team's 14.7% turnover rate is 35th in the country via KenPom compared to 19.9% (294th) last season.

12-1 - The Gamecocks went 12-1 in the non-conference, marking the sixth 12-1 start or better in program history. It's the best start for Carolina since the 2015-16 team started the season 15-0.

COMING UP NEXT

> Carolina hits the road for a pair of games next week, first traveling to Alabama (8-5) on Tuesday night. Tip is set for 7 p.m. (ET) on SEC Network. Dave Neal (pxp) and Jon Sundvold (analyst) will be on the call for the broadcast. The Gamecocks are then at Missouri (8-5) on Saturday.

2023-24 SOUTH CAROLINA BASKETBALL BROADCAST SPOT CHART

- projected starters shaded in gray ; projected starters based on previous game
- * career high reached this season

0



| Ebrima Dibba <i>Ee-BRIME-uh DEEB-ah</i> | | | | | | | |
|---|------|-----|-----|-----|------|------|------|
| <i>RSR. - G - 6-5 - 214 - BREDÅNG, SWEDEN // COASTAL CAROLINA</i> | | | | | | | |
| | MIN | PTS | REB | AST | FG% | 3FG% | FT% |
| 23-24 | 2.8 | 0.0 | 0.0 | 1.0 | 0.0 | 0.0 | - |
| Career | 31.9 | 8.1 | 4.7 | 5.1 | 44.9 | 32.2 | 79.0 |
| Career Highs: 19 points, 10 rebounds, 12 assists, 6 steals | | | | | | | |

- Back after missing the entire 2022-23 season with an Achilles injury suffered in summer workouts in June of 2022
- Played in 90 career games at Coastal Carolina (2018-22)
- Averaged 8.2 points, 5.2 assists and 4.8 rebounds per game over his four seasons as a Chant
- Standout student and was named to President's List (4.0 GPA) while at Coastal in 2021

1



| Jacobi Wright | | | | | | | |
|--|------|-----|-----|-----|------|------|------|
| <i>JR. - G - 6-2 - 182 - FORT MILL, S.C. // LEGACY EARLY COLLEGE</i> | | | | | | | |
| | MIN | PTS | REB | AST | FG% | 3FG% | FT% |
| 23-24 | 22.5 | 6.5 | 1.9 | 2.0 | 37.7 | 23.3 | 86.4 |
| Career | 22.6 | 5.6 | 1.9 | 1.8 | 37.0 | 30.1 | 75.7 |
| Career Highs: 18 points, 6 rebounds, 6 assists, 2 steals, 1 block | | | | | | | |

- Had crucial buckets down the stretch in wins over VT (Nov. 10) and Grand Canyon (Nov. 19)
- Team is 3-0 when he scores 10 or more this season
- Became key contributor in sophomore campaign in 2022-23, playing in 32 games with 15 starts including the final nine games of the season
- Averaged 7.3 points, 2.1 rebounds and 1.8 assists per game ; scored in double figures nine times and dishd out three or more assists on 10 occasions ; scored 18 points at LSU (Feb. 18) and 17 points at Ole Miss (Feb. 11), leading team to pair of road wins last season in SEC play

2



| B.J. Mack | | | | | | | |
|--|------|------|-----|-----|------|------|------|
| <i>GR. - F - 6-8 - 260 - CHARLOTTE, N.C. // WOFFORD</i> | | | | | | | |
| | MIN | PTS | REB | AST | FG% | 3FG% | FT% |
| 23-24 | 24.4 | 14.0 | 5.1 | 1.5 | 45.4 | 33.9 | 81.4 |
| Career | 23.5 | 12.1 | 4.6 | 1.3 | 49.7 | 35.6 | 82.0 |
| Career Highs: 28 points, 13 rebounds*, 6 assists, 3 steals, 2 blocks | | | | | | | |

- Surpassed the 1,400 career point mark in the team's 10-point win over Winthrop (Dec. 19)
- Has a pair of 20 point games with season-high 27 (21 in second half) against Grand Canyon (Nov. 19) in Arizona Tip-Off title game
- In 85 games played (69 starts) in three seasons at Wofford (2020-23), Mack averaged 14.1 points, 5.2 rebounds and 1.5 assists per game
- Started all 32 games in 2022-23 and averaged 16.6 points, 5.6 rebounds and 1.4 assists
- Started all 32 games again in 2021-22, averaging 16.5 points, 6.1 rebounds and 2.2 assists

4



| Stephen Clark | | | | | | | |
|---|------|-----|-----|-----|------|------|------|
| <i>GR. - F - 6-8 - 208 - CHARLOTTE, N.C. // THE CITADEL</i> | | | | | | | |
| | MIN | PTS | REB | BLK | FG% | 3FG% | FT% |
| 23-24 | 12.9 | 3.5 | 2.8 | 1.0 | 50.0 | 40.0 | 71.4 |
| Career | 25.9 | 8.9 | 4.8 | 1.7 | 52.0 | 23.3 | 61.2 |
| Career Highs: 28 points, 15 rebounds, 8 assists, 6 blocks, 4 steals | | | | | | | |

- Pulled down season-high nine rebounds in win over Florida A&M (Dec. 30)
- Had 10 points and five rebounds at No. 20/24 Clemson (Dec. 6), his first double-figure game at SC
- Played in 109 games, making 88 starts in four seasons at The Citadel (2019-23) ; had 48 career games in double figures
- Averaged 9.5 points, 5.1 rebounds, 2.6 assists and 1.8 blocks per game ; scored 1,038 career points for the Bulldogs ; shot 52.1 percent from the field for his career (428-of-821) ; had the best season of his career as a senior in 2022-23, averaging 16.3 ppg, 6.5 rpg, 2.8 apg and 1.8 bpg

5



| Meechie Johnson | | | | | | | |
|--|------|------|-----|-----|------|------|------|
| <i>JR. - G - 6-2 - 184 - CLEVELAND, OHIO // OHIO STATE</i> | | | | | | | |
| | MIN | PTS | REB | AST | FG% | 3FG% | FT% |
| 23-24 | 28.1 | 17.7 | 4.1 | 2.6 | 44.2 | 35.7 | 82.3 |
| Career | 22.3 | 8.6 | 2.4 | 2.0 | 37.1 | 33.7 | 76.1 |
| Career Highs: 29 points*, 8 assists, 7 rebounds, 4 steals, 1 block | | | | | | | |

- Has posted career highs in FG percentage (44.2%), 3FG percentage (35.7%) & FT percentage (82.3%) this season
- Scored 20+ on five occasions this season, a career best mark ; has made 27-straight free throws over last eight games
- Team is 7-2 the last two seasons in games when he scores 20 or more points
- Career-high 29 points on 9-of-15 shooting in ACC/SEC Challenge win over Notre Dame (Nov. 28)
- Played in 30 games, making 29 starts in first season on campus in 2022-23 ; was team's second leading scorer, averaging 12.7 points per game ; led the Gamecocks averaging 3.6 assists per contest (8th in SEC)
- Only player on the team to start all 18 SEC games and led the team in scoring (13.7 ppg) and assists (3.5 apg)
- Shot 32.7 percent (70-of-214) and was one of eight players in the SEC to make 70 3s on the year

10



| Myles Stute <i>STEW-tee</i> | | | | | | | |
|--|------|------|-----|-----|------|------|------|
| <i>JR. - G - 6-6 - 209 - WASHINGTON, D.C. // VANDERBILT</i> | | | | | | | |
| | MIN | PTS | REB | AST | FG% | 3FG% | FT% |
| 23-24 | 26.1 | 10.6 | 4.0 | 1.3 | 43.8 | 39.1 | 62.5 |
| Career | 23.0 | 7.8 | 3.7 | 0.6 | 38.8 | 38.1 | 68.5 |
| Career Highs: 22 points, 11 rebounds, 3 assists*, 4 steals, 2 blocks | | | | | | | |

- Team 9-0 in games when he scores 10+ this season ; had 21 and made five 3s in win vs. VT (Nov. 10)
- Played in 91 games in three seasons at Vanderbilt (2020-23), making 59 starts ; averaged 7.4 points and 3.7 rebounds per game in 22.6 minutes per contest
- Logged the best season of his career to date in 2022-23, averaging 8.4 points and 4.6 rebounds in 34 games (26 starts) ; his 74 made 3s were T-6th most in the league with Kentucky's Antonio Reeves
- Was 78-of-183 from deep as a junior in 2021-22, leading the SEC in 3-point field goal percentage ; averaged 8.3 points and 3.7 rebounds and tied the single-season school record for games played at 36 ; was one of just two players on the team to play in all 36 contests

12



| Zachary Davis | | | | | | | |
|--|------|-----|-----|-----|------|------|------|
| <i>SO. - G - 6-7 - 194 - ORANGEBURG, S.C. // DENMARK-OLAR</i> | | | | | | | |
| | MIN | PTS | REB | AST | FG% | 3FG% | FT% |
| 23-24 | 19.3 | 4.6 | 3.8 | 0.7 | 43.8 | 34.6 | 44.4 |
| Career | 15.5 | 2.9 | 2.7 | 0.7 | 40.5 | 24.6 | 57.1 |
| Career Highs: 13 points, 8 rebounds*, 3 steals*, 2 assists, 2 blocks | | | | | | | |

- Long, lengthy guard who has developed into one of the team's best defenders
- Leads the team with 12 steals in his 12 games played
- Scored nine points and had six rebounds vs. FAMU (Dec. 30) ; led team with eight rebounds and three steals in season-opening 82-53 win over USC Upstate (Nov. 6)
- Had career high 13 points in first SEC start vs. Texas A&M (1/14/23)
- Appeared in 30 games making a pair of starts in 2022-23 ; averaged 2.2 ppg and 2.2 rpg

14



| Eli Sparkman | | | | | | | |
|--|-----|-----|-----|-----|------|------|-----|
| <i>SO. - G - 6-0 - 160 - CLEVELAND, TENN. // BAYLOR SCHOOL</i> | | | | | | | |
| | MIN | PTS | REB | AST | FG% | 3FG% | FT% |
| 23-24 | 5.3 | 1.0 | 1.0 | 0.0 | 20.0 | 0.0 | 100 |
| Career | 6.0 | 1.3 | 0.8 | 0.2 | 40.0 | 41.7 | 100 |
| Career Highs: 6 points, 3 rebounds*, 1 assist, 1 steal | | | | | | | |

- Joined the Gamecocks as a walk-on prior to the start of the academic year in 2022-23
- Appeared in 12 games (eight in SEC play) off the bench, averaging 1.4 points in 6.2 minutes per game ; 15 of his 17 points came from behind the arc ; also logged three assists and three steals
- Made a 3-pointer in four of the team's final five games of the season
- Played season-high 11 minutes at Mississippi State (Feb. 28) and knocked down a pair of 3s for a season-high six points

15



| Morris Ugusuk <i>OOO-Gah-suk</i> | | | | | | | |
|--|------|-----|-----|-----|------|------|------|
| <i>FR. - G - 6-4 - 160 - HELSINKI, FINLAND // DRIVE BASKETBALL ACADEMY</i> | | | | | | | |
| | MIN | PTS | REB | AST | FG% | 3FG% | FT% |
| 23-24 | 15.9 | 3.2 | 1.0 | 1.0 | 32.5 | 33.3 | 66.7 |
| Season Highs: 11 points*, 5 assists*, 3 rebounds*, 2 steals*, 1 block* | | | | | | | |

- Talented first-year player who expects to play a big role off the bench this season
- Career-high 11 points vs. FAMU (Dec. 30) ; hit trio of 3s in first career game with 10+ points
- Led team with career-high five assists and no turnovers in win over Charleston Southern (Dec. 16)
- Averaged 17.2 points, 5.3 assists, 4.3 rebounds and 2.2 steals per game for Drive Basketball Academy
- Represented his home country at the 2022 FIBA U18 European Championship ; averaged 9.1 points, 3.1 rebounds, 2.9 assists and 1.7 steals per game in the tournament ; was efficient as he played just 19.7 minutes per game in seven appearances helping Finland to a third-place finish

30



| Collin Murray-Boyles | | | | | | | |
|--|------|-----|-----|-----|------|------|------|
| <i>FR. - F - 6-7 - 231 - COLUMBIA, S.C. // WASATCH ACADEMY (UTAH)</i> | | | | | | | |
| | MIN | PTS | REB | BLK | FG% | 3FG% | FT% |
| 23-24 | 11.3 | 6.3 | 2.3 | 0.1 | 55.6 | 0.0 | 66.7 |
| Season Highs: 17 points*, 4 rebounds*, 2 assists*, 2 steals*, 1 block* | | | | | | | |

- Was sidelined with mono but returned to full-practice Nov. 29 and made season debut vs. GW(Dec.1)
- Career-high 17 points in just 14 minutes vs. FAMU (Dec. 30) ; hit 5-of-6 FGs and 7-of-8 FTs in the win
- Had first career double figure game in Garnet & Black with 10 points vs. Elon (Dec. 22)
- Consensus four-star recruit and top player in the state, ranked No. 64 in final ESPN Top-100
- Played his senior year at Wasatch Academy, which is a part of the newly formed National Interscholastic Basketball Conference (NIBC), led the team averaging 15.0 ppg, 8.8 rpg, 2.1 apg, 1.8 bpg and 1.0 spg
- 2022 4A Player of the Year in South Carolina after averaging 18.3 points 11.4 rebounds per game at AC Flora

31



| Benjamin Bosmans-Verdonk <i>BOSE-mans-ver-DONK</i> | | | | | | | |
|---|------|-----|-----|-----|------|------|------|
| <i>RSR. - F - 6-9 - 238 - LOMMEL, BELGIUM // ILLINOIS</i> | | | | | | | |
| | MIN | PTS | REB | BLK | FG% | 3FG% | FT% |
| 23-24 | 12.1 | 3.3 | 3.8 | 0.3 | 66.7 | - | 63.6 |
| Career | 10.4 | 1.8 | 2.5 | 0.1 | 46.2 | 0.0 | 52.5 |
| Career Highs: 10 points*, 10 rebounds, 6 assists, 2 block, 2 steals | | | | | | | |

- Fresh off career high 10 points in win over FAMU (Dec. 30) ; first career game in double figures
- Appeared in 31 games, making 14 starts in first season in Garnet & Black in 2022-23 ; averaged 1.9 points, 3.1 rebounds and 1.1 assists per game
- Had eight points, seven rebounds, four assists and two steals vs. USC Upstate (11/25/22) in the 2022 season opener
- Second year law school student and one of only law school students in NCAA Division I men's hoops

33



| Josh Gray | | | | | | | |
|---|------|-----|-----|-----|------|------|------|
| <i>SR. - F - 7-0 - 265 - BROOKLYN, N.Y. // LSU</i> | | | | | | | |
| | MIN | PTS | REB | BLK | FG% | 3FG% | FT% |
| 23-24 | 5.8 | 1.7 | 2.2 | 0.2 | 45.5 | - | 46.7 |
| Career | 11.8 | 3.1 | 4.2 | 0.6 | 51.1 | 0.0 | 42.6 |
| Career Highs: 20 points, 14 rebounds, 3 blocks, 2 assists, 2 steals | | | | | | | |

- Played in all 32 games om 2022-23, making 15 starts (all in SEC play) ; averaged 4.3 points and 6.3 rebounds (led the team) in 16.8 minutes per gam ; his 27 blocks (0.8 per game average), 22 dunks and 51.2 field goal percentage (44-of-86) also led the team ; averaged 5.8 points and 7.9 rebounds per game in SEC play
- Logged double-digit rebounds on eight different occasions, seven of which came in conference action ; scored in double-figures a career-best three times
- Had best game of his career with 20 points and 14 rebounds vs. Arkansas (Feb. 4)

55



| Ta'Lon Cooper <i>TUH-Ion</i> | | | | | | | |
|--|------|-----|-----|-----|------|------|------|
| <i>GR. - G - 6-4 - 200 - ROEBUCK, S.C. // MINNESOTA</i> | | | | | | | |
| | MIN | PTS | REB | AST | FG% | 3FG% | FT% |
| 23-24 | 31.5 | 9.5 | 4.3 | 4.5 | 50.6 | 41.9 | 73.1 |
| Career | 31.0 | 8.6 | 3.5 | 4.8 | 42.0 | 37.5 | 66.7 |
| Career Highs: 20 points, 11 rebounds, 12 assists, 5 steals, 4 blocks | | | | | | | |

- 1,201 career points ; fifth in SEC in assists per game (4.5) and ranks seventh nationally in assist-to-turnover ratio (4.1:1) with 58 assists and just 14 turnovers on the year ; has a pair of 7 assists, 0 turnover games
- Season-high 17 points in blowout win over Elon (Dec. 22) ; hit four 3s vs. GW (Dec. 1), tying career high
- Enters Saturday's game 4th on the NCAA active leaders for career assists list with 661
- Spent the 2022-23 season at Minnesota after three years at Morehead State ; served as team captain starting all 30 games for the Gophers ; averaged 9.9 points (third on team) and 6.3 assists per game (led team) ; his 196 assists were 12th in the country and his assist per game average was seventh nationally

STAT COMPARISON

| | CAROLINA | MISS. ST. | NCAA Rank |
|--------------------------------|----------|-----------|-----------|
| Record | 12-1 | 11-2 | 8/19 |
| Conference Record | - | - | - |
| Current Streak | W5 | W5 | - |
| Scoring Avg. | 75.5 | 76.2 | 170/155 |
| Opponent Scoring Avg. | 63.1 | 62.7 | 19/17 |
| Scoring Margin | +12.4 | +13.5 | 56/45 |
| Field Goal % | 45.0 | 44.9 | 174/180 |
| Opponent Field Goal % | 40.2 | 38.7 | 61/25 |
| 3-Point Field Goal % | 34.8 | 31.8 | 122/251 |
| Opponent 3-Point Field Goal % | 33.9 | 26.3 | 239/7 |
| 3-Point Field Goals Made PG | 8.8 | 7.9 | 68/141 |
| 3-Point Field Goal Attempts PG | 25.4 | 24.9 | 65/78 |
| Free Throw % | 73.5 | 72.9 | 89/116 |
| Opponent Free Throw % | 71.1 | 69.4 | - |
| Rebounding Avg. | 37.1 | 40.4 | 158/45 |
| Opponent Rebounding Avg. | 31.8 | 31.8 | - |
| Rebounding Margin | +5.2 | +8.5 | 77/26 |
| Turnovers Avg. | 9.6 | 12.8 | 18/222 |
| Opponent Turnover Avg. | 10.9 | 13.1 | 300/149 |
| Assists Avg. | 15.4 | 15.7 | 83/69 |
| Blocks Avg. | 3.3 | 3.8 | 190/134 |
| Steals Avg. | 5.2 | 8.7 | 318/51 |

NCAA stats games through games played Jan. 2

INTERVIEW POLICIES

All interview requests must be made in advance to Associate Director Michael DeBates in the South Carolina Athletics Communications and Public Relations Office.

Post-Game Interview Policy: After each home game, the South Carolina student-athletes will address the media first, then head coach Lamont Paris. Visiting team press conferences may be conducted via Zoom. Each team will provide a link to its own press conference. There may be exceptions in which the visiting head coach will come to the media room for an in-person press conference. (Depending on deadline, this may be altered on a game-by-game basis).

Road Interview Policy: Interviews with coach Paris and Gamecock student-athletes while on the road will be scheduled according to the home/event post-game media procedure (non-conference play).

All interviews are to be coordinated through the Communications and Public Relations Office. This allows the staff to arrange the interview when it best suits the student-athlete's and the reporter's schedules. Please contact the Communications and Public Relations Office in advance to make your interview requests. Media are not permitted to contact student-athletes on their own at any time.

All interviews will take place at the designated media interview site for that day as listed in the weekly availability schedule.

Dormitory, apartment and cell phone numbers for student-athletes will not be provided to the media. Should you need to conduct a telephone interview with a student-athlete, a call will be placed to you from the student-athlete at a mutually agreeable time.

SOUTH CAROLINA MEDIA RELATIONS

Michael DeBates, primary contact
Associate Director
cell: 712-348-5863
e-mail: mdebates@mailbox.sc.edu
Twitter: @mdebates

SOUTH CAROLINA MEN'S BASKETBALL ONLINE

Website: www.GamecocksOnline.com/sports/mens-basketball
Facebook: www.facebook.com/GamecockMBB
Twitter: @GamecockMBB
Instagram: @GamecockMBB

NOTABLE NUMBERS

6

> The Gamecocks have had six games already this season with single digit turnovers. The 2007-08 Gamecock team had 12 games with single-digit turnovers, which is the most since Carolina joined the SEC 1991-92.

7

> Lamont Paris was a part of the Wisconsin coaching staff that made seven straight appearances in the NCAA Tournament. Included in that stretch was a National Championship Game appearance (2015), Final Four (2014) and four Sweet 16s (2011-12, 2016-17).

.897

> Since his first season as head coach at Chattanooga in 2017-18, Paris' teams are 36-4 when scoring 80 or more points, good for a .900 win percentage.

100 WINS

> Paris picked up his 100th career victory with the team's 79-77 win over Virginia Tech (Nov. 10). It was also his first career win over Mike Young as the two faced off multiple times in the SoCon while at Chattanooga and Wofford.

A SOUTH CAROLINA WIN WOULD ...

- Snap a three-game losing streak to Mississippi State that dates back to the team's opening game of the 2022 SEC Tournament.
- Be Lamont Paris' first ever victory over the Bulldogs.
- Mark the team's first 10-game home win streak since the 2015-16 season when the team started the year 13-0 at home. That tied the longest home win streak since the 1997-98 team won 13-in-a-row at home.

JOY TO THE WORLD

> After a tough loss in a tightly contested in-state rivalry matchup to then No. 24/20 Clemson (Dec. 6), the Gamecocks have rattled off five-straight wins to improve to 12-1 for just the sixth time in program history (first 12-1 start since 2015-16). The team's most recent win over Florida A&M marked the ninth-straight home victory for Carolina dating back to a Senior Day win over Georgia last season. It's the team's longest home win streak since the 2015-16 Gamecocks started the year 13-0 at home.

RECORD BREAKING SZN

>South Carolina sunk a school record 18 3s in the team's blowout, 89-67 victory over George Washington (Dec. 1). Meechie Johnson had 24 points (5-of-7 3FGs) and B.J. Mack had 20 (4-of-8 3FGs) as seven different players hit shots from behind the arc for the Gamecocks. Carolina had a season-high 19 assists and just three turnovers, the lowest turnover total in a game since the team had one on in a 73-65 win over Tulane on Feb. 11, 1985. The Gamecocks scored 89 points on 63 possessions, good for 1.4 points per possession.

3HREECHIE JOHNSON

>Meechie Johnson hit four 3s and went 9-of-15 from the floor en route to a career-high 29 points in leading the team to a 65-53 victory over Notre Dame in the ACC/SEC Challenge (Nov. 28). His previous career high was 26 in last season's historic win at Rupp Arena over Kentucky. With the victory, the Gamecocks earned the team's 10th 6-0 start in program history.

MURRAY BOYLES CLEARED

>Star freshman forward Collin Murray-Boyles was cleared to resume full practice on Wednesday, Nov. 29 after being sidelined since the start of the season (Nov. 1) with mononucleosis. The local product from AC Flora is expected to

play a vital role for the Gamecocks this season when he returns to the court.

In 2022-23, Murray-Boyles played his senior year at Wasatch Academy (Mt. Pleasant, Utah), which is a part of the newly formed National Interscholastic Basketball Conference (NIBC), a league that features that top high school programs in the nation. He led the team averaging 15.0 points, 8.8 rebounds, 2.1 assists, 1.8 blocks and 1.0 steals per game. His 15.0 points per game were third in the NIBC and his 8.8 rebounds led the conference.

Murray-Boyles rose up the recruiting rankings after his standout season in Utah and was pegged a consensus four-star prospect ranked inside the top-100 players in the country. The Athletic has him slotted as the No. 13 freshmen you absolutely can't afford to miss and On3.com has him ranked the No. 6 impact freshmen in the SEC.

WE ARE THE CHAMPIONS

>B.J. Mack scored 21 of his 27 points in the second half of a 75-68 victory over Grand Canyon in the Arizona Tip-Off Cactus Division Championship Game (Nov. 19). The grad transfer was 4-of-7 from downtown and 9-for-9 at the free throw line en route to tournament MVP honors. He was joined on the all-tournament team by Meechie Johnson. Jacobi Wright came through in the clutch again off the bench for the Gamecocks with 10 points, including pivotal baskets with 46 seconds and 2:01 remaining. After nine turnovers in the first half, Carolina committed just one giveaway the final 20 minutes at Desert Diamond Arena.

MEECHIE WAS FEELIN' IT IN THE DESERT

>Meechie Johnson had his first 20-point outing of the season, helping lead the team to a 78-63 win over DePaul in the semifinals of the Arizona Tip-Off (Nov. 17). He had 18 of his 24 points in the first half and was also 7-of-10 from the floor in the game's opening 20 min-

CAROLINA BENCH PRODUCTION

| GAME | SC-OPP | DIFF. | SC HIGH BENCH SCORER |
|---------------------|--------|-------|-------------------------------|
| USC Upstate | 25-13 | +12 | J. Wright, 9 |
| vs. Virginia Tech | 14-17 | -3 | J. Wright, 12 |
| VMI | 20-23 | -3 | J. Wright, 9 |
| vs. DePaul | 27-16 | +11 | Z. Davis, 10 |
| vs. Grand Canyon | 19-4 | +15 | J. Wright, 10 |
| Notre Dame | 9-7 | +2 | J. Wright, 7 |
| George Washington | 20-29 | -9 | M. Ugusuk, 6 |
| at #24/20 Clemson | 12-9 | +3 | Z. Davis, C. Murray-Boyles, 5 |
| at East Carolina | 15-6 | +9 | Z. Davis, 9 |
| Charleston Southern | 24-6 | +18 | C. Murray-Boyles, 7 |
| Winthrop | 17-8 | +9 | J. Wright, 7 |
| Elon | 17-11 | +6 | C. Murray-Boyles, 10 |
| Florida A&M | 52-24 | +28 | C. Murray-Boyles, 17 |
| Miss. State | | | |
| at Alabama | | | |
| at Mizzou | | | |
| Georgia | | | |
| at Arkansas | | | |
| #6/6 Kentucky | | | |
| Mizzou | | | |
| at #5/5 Tennessee | | | |
| at Georgia | | | |
| #22/19 Ole Miss | | | |
| Vanderbilt | | | |
| at Auburn | | | |
| LSU | | | |
| at #22/19 Ole Miss | | | |
| at A&M | | | |
| Florida | | | |
| #5/5 Tennessee | | | |
| at Miss. State | | | |

CAROLINA SPECIALTY STATS

(PP) points in paint; (OT) points off turnovers; (2nd) second chance points; (FB) fast break points

(South Carolina-Opponent)

| GAME | PP | OT | 2ND | FB |
|---------------------|-------------|-------------|-------------|------------|
| USC Upstate | 34-30 | 11-15 | 12-6 | 12-15 |
| vs. Virginia Tech | 36-36 | 7-11 | 12-7 | 0-6 |
| VMI | 32-30 | 14-10 | 12-6 | 14-2 |
| vs. DePaul | 30-36 | 13-14 | 13-8 | 6-6 |
| vs. Grand Canyon | 28-24 | 12-16 | 5-12 | 0-12 |
| Notre Dame | 14-18 | 11-5 | 9-8 | 4-8 |
| George Washington | 24-26 | 14-4 | 12-4 | 11-16 |
| at #24/20 Clemson | 24-30 | 8-10 | 12-16 | 2-2 |
| at East Carolina | 22-26 | 13-16 | 8-4 | 5-4 |
| Charleston Southern | 36-28 | 11-10 | 19-11 | 6-6 |
| Winthrop | 40-16 | 18-13 | 16-11 | 6-8 |
| Elon | 26-18 | 17-11 | 9-7 | 7-7 |
| Florida A&M | 38-22 | 13-15 | 19-13 | 7-14 |
| Miss. State | | | | |
| at Alabama | | | | |
| at Mizzou | | | | |
| Georgia | | | | |
| at Arkansas | | | | |
| #6/6 Kentucky | | | | |
| Mizzou | | | | |
| at #5/5 Tennessee | | | | |
| at Georgia | | | | |
| #22/19 Ole Miss | | | | |
| Vanderbilt | | | | |
| at Auburn | | | | |
| LSU | | | | |
| at #22/19 Ole Miss | | | | |
| at A&M | | | | |
| Florida | | | | |
| #5/5 Tennessee | | | | |
| at Miss. State | | | | |
| SC Total | 384 | 162 | 158 | 80 |
| SC Average | 29.5 | 12.5 | 12.2 | 6.2 |
| Opp Total | 340 | 150 | 102 | 106 |
| Opp Average | 26.2 | 11.5 | 7.8 | 8.2 |



SOUTHEASTERN CONFERENCE STANDINGS

As of Wednesday, Jan. 3, 2024

| Team | Conference | Overall |
|-----------------------|------------|-------------|
| #22/19 Ole Miss | - | 13-0 |
| South Carolina | - | 12-1 |
| #25/24 Auburn | - | 11-2 |
| Mississippi State | - | 11-2 |
| #6/6 Kentucky | - | 10-2 |
| Florida | - | 10-3 |
| Georgia | - | 10-3 |
| #5/5 Tennessee | - | 10-3 |
| Arkansas | - | 9-4 |
| Texas A&M | - | 9-4 |
| Alabama | - | 8-5 |
| LSU | - | 8-5 |
| Missouri | - | 8-5 |
| Vanderbilt | - | 5-8 |

SCORES AND SCHEDULE IN THE SEC

Saturday, December 30

at Florida 97, Quinnipiac 72
C.M. Newton Classic (Birmingham, AL)
 Alabama 101, Liberty 56
at South Carolina 94, Florida A&M 62
 at Missouri 92, Central Arkansas 59
 at Georgia 93, Alabama A&M 73
 at Vanderbilt 69, Dartmouth 53
 at Arkansas 106, UNC Wilmington 90
 at Texas A&M 79, Prairie View A&M 54
 at Auburn 101, Chattanooga 66

Sunday, December 31

at Mississippi St. 85, Bethune-Cookman 62
 at #24 Ole Miss 95, Bryant 78

Tuesday, January 2

at #5 Tennessee 87, Norfolk St. 50
 at #25 Auburn 88, Penn 68

Saturday, January 6

Mississippi St. at South Carolina CBS 12:00p
 #6 Kentucky at Florida ESPN 12:30p
 Georgia at Missouri SEC Network 1:00p
 #25 Auburn at Arkansas ESPN2 2:00p
 Alabama at Vanderbilt SEC Network 3:30p
 #22 Ole Miss at #5 Tennessee SEC Network 6:00p
 LSU at Texas A&M SEC Network 8:30p

Tuesday, January 9

Missouri at Kentucky ESPN 7:00p
South Carolina at Alabama SEC Network 7:00p
 Texas A&M at Auburn ESPN2 9:00p
 Vanderbilt at LSU SEC Network 9:00p

Wednesday, January 10

Tennessee at Mississippi St. SEC Network 7:00p
 Arkansas at Georgia ESPN2/U 9:00p
 Florida at Ole Miss SEC Network 9:00p

ASSOCIATED PRESS POLL

| RK | TEAM | REC | PTS | TREND |
|----|------------------|------|------|-------|
| 1 | Purdue (49) | 12-1 | 1561 | - |
| 2 | Kansas (5) | 12-1 | 1497 | - |
| 3 | Houston (9) | 13-0 | 1477 | - |
| 4 | UConn | 11-2 | 1302 | ↑1 |
| 5 | Tennessee | 9-3 | 1234 | ↑1 |
| 6 | Kentucky | 10-2 | 1196 | ↑2 |
| 7 | Marquette | 11-3 | 1137 | ↑3 |
| 8 | North Carolina | 9-3 | 1088 | ↑1 |
| 9 | Illinois | 10-2 | 980 | ↑2 |
| 10 | Arizona | 10-3 | 975 | ↓6 |
| 11 | Oklahoma | 12-1 | 898 | ↑1 |
| 12 | BYU | 12-1 | 723 | ↑2 |
| 13 | Colorado State | 12-1 | 694 | ↑2 |
| 14 | Duke | 9-3 | 662 | ↑2 |
| 15 | Memphis | 11-2 | 631 | ↑4 |
| 16 | Clemson | 11-1 | 630 | ↑2 |
| 17 | Florida Atlantic | 10-3 | 603 | ↓10 |
| 18 | Baylor | 10-2 | 589 | ↓1 |
| 19 | James Madison | 13-0 | 469 | ↑1 |
| 20 | Texas | 10-2 | 374 | ↑1 |
| 21 | Wisconsin | 9-3 | 355 | ↑2 |
| 22 | Ole Miss | 13-0 | 329 | ↑2 |
| 23 | Providence | 11-2 | 198 | ↑2 |
| 24 | Gonzaga | 9-4 | 173 | ↓11 |
| 25 | Auburn | 10-2 | 168 | ↑1 |

Others receiving votes: San Diego State 113, Creighton 106, Colorado 86, Utah 82, Miami 41, Iowa State 22, Michigan State 15, Nevada 13, Texas A&M 13, Ohio State 8, New Mexico 6, Grand Canyon 5, Dayton 5, South Carolina 4, Mississippi State 4, Alabama 3, Villanova 3, Northwestern 3
 Dropped from rankings: Creighton 22

COACHES POLL TOP 25

Week 8 (Dec. 25, 2023)

| RK | TEAM | REC | PTS | TREND |
|----|------------------|------|-----|-------|
| 1 | Purdue (23) | 12-1 | 789 | - |
| 2 | Kansas (1) | 12-1 | 758 | - |
| 3 | Houston (8) | 13-0 | 757 | - |
| 4 | UConn | 11-2 | 674 | ↑1 |
| 5 | Tennessee | 9-3 | 642 | ↑2 |
| 6 | Kentucky | 10-2 | 594 | ↑4 |
| 7 | Marquette | 11-3 | 580 | ↑1 |
| 8 | Illinois | 10-2 | 527 | ↑1 |
| 9 | North Carolina | 9-3 | 501 | ↑2 |
| 10 | Arizona | 10-3 | 495 | ↓6 |
| 11 | Oklahoma | 12-1 | 426 | ↑2 |
| 12 | BYU | 12-1 | 421 | - |
| 13 | Duke | 9-3 | 378 | ↑2 |
| 14 | Colorado State | 12-1 | 359 | - |
| 15 | Memphis | 11-2 | 342 | ↑3 |
| 16 | Clemson | 11-1 | 338 | ↑1 |
| 17 | Florida Atlantic | 10-3 | 273 | ↓11 |
| 18 | Baylor | 10-2 | 265 | ↑1 |
| 19 | Ole Miss | 13-0 | 198 | ↑3 |
| 20 | James Madison | 13-0 | 193 | ↑1 |
| 21 | Wisconsin | 9-3 | 172 | ↑2 |
| 22 | Texas | 11-2 | 167 | ↑2 |
| 23 | Providence | 11-2 | 130 | ↑2 |
| 24 | Auburn | 10-2 | 92 | ↑2 |
| 25 | Gonzaga | 9-4 | 72 | ↓9 |

Others receiving votes: Creighton 45, San Diego State 37, Michigan State 26, Utah 25, Colorado 24, Ohio State 19, Iowa State 19, Nevada 15, TCU 14, Grand Canyon 9, Miami 8, Villanova 5, New Mexico 5, Princeton 2, Nebraska 2, Indiana State 1, Texas A&M 1
 Dropped from rankings: Creighton 20

All times listed Eastern Time

SERIES BREAKDOWN

> The Bulldogs lead the all-time series, 29-17.
> MSU has won three-straight dating back to the 2022 SEC Tournament and 10 of the last 13 matchups.
> Carolina is 3-3 in its last six matchups against the Bulldogs at CLA, the last win coming on Feb. 23, 2022, a 66-56, double-digit victory.

SC ALL-TIME RECORD VS. MISS. STATE

H: 11-10 ; A: 4-15 ; N: 2-3

Last 10 meetings...

| | | | |
|-------------|---|-------|---|
| F. 23, 2019 | A | 61-76 | L |
| F. 19, 2020 | A | 76-79 | L |
| M. 3, 2020 | H | 83-71 | W |
| F. 6, 2021 | H | 59-75 | L |
| F. 24, 2021 | A | 48-69 | L |
| F. 1, 2022 | A | 64-78 | L |
| F. 23, 2022 | H | 66-56 | W |
| M. 10, 2022 | N | 51-73 | L |
| J. 31, 2023 | H | 51-66 | L |
| F. 28, 2023 | A | 68-74 | L |

Experience, Experience, EXPERIENCE

> Below is a table of total starts and games played by all players on rosters amongst SEC schools heading into the 2023-24 season.

GAMES PLAYED

1. Missouri - 997
2. Texas A&M - 940
3. Arkansas - 927
4. Miss. State - 842
5. South Carolina - 836
6. LSU - 816
7. Georgia - 715
8. Auburn - 712
9. Ole Miss - 677
10. Tennessee - 598
11. Florida - 579
12. Vanderbilt - 515
13. Alabama - 473
14. Kentucky - 299

GAMES STARTED

1. Miss. State - 514
2. Texas A&M - 502
3. South Carolina - 480
4. Missouri - 468
5. Arkansas - 463
6. Ole Miss - 428
7. LSU - 380
8. Georgia - 376
9. Vanderbilt - 347
10. Tennessee - 339
11. Auburn - 268
12. Alabama - 267
13. Florida - 271
14. Kentucky - 167



Junior transfer Myles Stute played three seasons at Vanderbilt, making 59 starts in 91 games played. He averaged 7.4 ppg and 3.7 rpg for the Commodores, leading the SEC in 3-point FG% in 2021-22 (.426).

NOTABLE NUMBERS

NO. 44 IN NET

South Carolina is No. 45 in the NET. The team's NET has been as high as 26 this season, a program-best mark. The team is one of eight in the SEC in the top-50 of the NET Rankings. SC has a pair of top-70 wins against No. 41 Grand Canyon and No. 63 Virginia Tech.

3 turnovers

The Gamecocks had a season-high 19 assists and just three turnovers in the team's recent blowout win over George Washington (Dec. 1). It marked the fewest turnovers in a game for the Gamecocks since the team had just one in a 73-65 win over Tulane on Feb. 11, 1985.

4.1:1

Ta'Lon Cooper has 58 assists and just 14 turnovers to start the season. His 4.1-to-1 assist to turnover ratio is 7th in the nation and leads the SEC. The Roebuck, S.C., native posted back-to-back games with seven assists and no turnovers in wins over Virginia Tech (Nov. 10) and VMI (Nov. 13).

utes. Zachary Davis was the only other player in double figures for Carolina with 10 points off the bench, his second career game in double figures.

BIG MACK ATTACK

> B.J. Mack had 17 points and matched a career high with 13 rebounds to lead the Gamecocks to a 10-point win over VMI (Nov. 13) in an unbracketed game, part of the Arizona Tip-Off. It was the big man's 8th career double-double. Ta'Lon Cooper had another seven assist, zero turnover night.

TOTAL TEAM EFFORT

> Five players scored in double figures for South Carolina in a big, 79-77 win over Virginia Tech in the Hall of Fame Series in Charlotte on Nov. 10. B.J. Mack scored the game-winning bucket with 20 seconds to go. The hometown kid scored 15 of his 19 points in the second half, going 9-of-16. Myles Stute led the way 21 points thanks to 5-of-6 shooting from behind the arc. Jacobi Wright (12), Ta'Lon Cooper (12) and Meechie Johnson (11) also scored in double figures for Carolina who shot a sizzling 56.4 percent (31-of-55) from the floor. The Gamecocks were also 10-of-21 (47.6 percent) from behind the 3-point arc. Cooper had seven assists and zero turnovers in 31 minutes of action. It was head coach Lamont Paris' 100th career win as head coach.

MAKING IT RAIN

> South Carolina started the season with an emphatic 82-53 victory over USC Upstate on Nov. 6. It was the largest margin of victory in a season-opening win since the team defeated Longwood, 82-44 (38 points), on Nov. 9, 2013. The Gamecocks shot 52.7 percent (29-of-55) from the field and 54.5 percent (12-of-22) from downtown. The team made double-digit 3s on seven occasions last season, posting a 5-2 record in those games. Ta'Lon Cooper and Meechie Johnson led all scorers with 15 each. B.J. Mack had 13 and Myles Stute had 10. Zachary Davis was a spark off the bench with a team-high eight rebounds and three steals.

COMEBACK KIDS

> South Carolina erased a 17-point halftime deficit in a 60-57 charity exhibition win over Wofford on Nov. 1. After a rough first half shooting the ball, the Gamecocks shot 42.9 percent (12-of-28) and 44.4 percent (8-of-18) from behind the arc. B.J. Mack led all Carolina players with 14 points, adding seven rebounds and three steals. Myles Stute had a double-double with 11 points and 11 rebounds. Zachary Davis came off the bench and scored 13 points in 20 minutes. The team was +11 with him on the floor.

PRESEASON TRIP TO THE COMMONWEALTH

> The team went on its first foreign tour since a 2016 trip to Costa Rica in August, spending five days at Atlantis in the Bahamas (Aug. 3-8). Carolina was one of a handful of teams in paradise (Texas A&M and LSU also there from the SEC) and played a pair of games in the same ballroom that host the Battle 4 Atlantis in November.

> In game one, the Gamecocks defeated Žalgiris-2 from Lithuania, 86-60. The team knocked down 16 3s and forced 22 turnovers (14 steals). Four players scored in double figures led by Meechie Johnson with 20. He and Myles Stute each made four 3s. Ta'Lon Cooper and B.J. Mack each hit three 3s.

> In game two, dominated from start to finish in a 106-67 victory over Club Obras from Argentina. It was another outstanding shooting performance for South Carolina in the Imperial Ballroom, as the team knocked down 17s. Six different players hit multiple shots from behind the arc. Freshmen Collin-Murray Boyles and Arden Conyers scored in double figures as Murray-Boyles had 16 points on 7-of-7 shooting to led the team.

KenPom RUNDOWN

> By the end of the 2022-23 season, South Carolina was statistically one of the youngest teams in the nation. The Gamecocks finished the season with an average of 1.50 years of Division I experience, which ranked 269th nationally. This year, Carolina ranks 18th in the country in the same category with an average of 2.90 years of Division I experience on the roster. That number is second in the SEC behind only Missouri (2.97 years).

> Thru 13 games, Carolina's 2-point FG percentage defense (43.1%) is 17th nationally. Last season the team ranked 320th (53.7 percent).

> The team's 14.7 percent turnover percentage is 35th compared to 294th last season (19.9%).

> The Gamecocks' 52.5 effective FG percentage is 93rd in the country compared to 46.9% last year, which ranked 269th, a 176-spot jump up the rankings.

> Defensively, the Gamecocks 45.6 effective FG percentage is 41st nationally, a 249-spot jump from last season's 52.6 effective FG percentage, which was 290th in the country.

> Overall, Carolina's KenPom ranking of 60th is a 160-spot jump from the team's final ranking of 221st last season. It's the biggest single-season

rankings jump in the SEC by a wide margin. Georgia is second with a 68-spot jump from 154th to 86th.

> Big man Josh Gray was third in offensive rebound percentage and 25th in defensive rebound percentage last season. He joined Erik Stevenson (21-22), Chris Silva (17-18, 18-19), Brenton Williams (13-14) and Devon Downey (09-10) as the only Gamecocks since 2009 to finish the season ranked within the top-five of one or more of the 18 KenPom individual player rankings.

ORDER ON THE COURT

> The Honorable L. Casey Manning enters his 31st season as an analyst for men's basketball games on the Gamecock Radio Network. He joined the broadcast team for the 1993-94 season and worked alongside legendary South Carolina play-by-play man Bob Fulton. Manning has worked alongside current play-by-play man Derek Scott since 2016-17. The Gamecocks advanced to the school's first ever Final Four their first year working together. Manning, a Dillon, S.C. native, played for the Gamecocks from 1970-73 and made history as the first African-American scholarship player in program history. He graduated from the South Carolina School of Law in 1977 and has served as Circuit Court Judge for the Fifth Judicial Court since 1994. Manning retired on Dec. 31, 2022.

> On Dec. 8, 2022, at a retirement function at the USC Alumni Center, Manning received the Order of the Plametto from Gov. Henry McMaster, the highest civilian honor granted in the state of South Carolina.

> Two streets were also named after him, one in downtown Columbia near the courthouse he worked in and the other in his hometown of Dillon, S.C.

> On May 7, 2022, Manning received an honorary doctor of laws degree from the Board of Trustees at commencement. It is the highest degree you can receive from the university.

> He joins Dave Kellum (34th season as Ole Miss ppx) as the only members of the 30-year club on radio broadcast in the SEC.

BY THE NUMBERS

430 - The Gamecocks four transfers (Clark, Cooper, Mack and Stute) have played a combined **430** games at the Division I level with 299 starts across the quartet of players.

3rd - The entire team's **480** combined Division I starts ranks **third** in the SEC behind only Mississippi State (514) and Texas A&M (502).

18th - South Carolina ranks **18th** nationally in average Division I experience per KenPom at 2.90 years. The Gamecocks ranked 269th in the country last season in the same category at 1.5 years.

2nd - The Gamecocks' scoring defense is **second** in the SEC (20th nationally) at **63.1 ppg** behind only Miss. State (62.7 ppg).

6 - Carolina has already had **6** single-digit turnover games this season. The 2007-08 team had 12 games with single-digit giveaways, the most by a Gamecock team since entering the SEC in 1991-92.

661 - Ta'Lon Cooper is **4th** on the NCAA active assists leaders list with **661** career helpers. He is one of just six players in NCAA Division I with

600 or more career assists: Sahvir Wheeler at Washington (740), Isaiah Stevens at Colorado State (721), Darius Brown II at Utah State (705), Xavier Johnson at Indiana (655) and Tristen Newtwn at UCONN (602).

7th - Cooper is **7th** in the country with a 4.1-to-1 assist to turnover rate (thru games played Dec. 17). He posted back-to-back games with seven assists and zero turnovers in wins over Virginia Tech (Nov. 10) and VMI (Nov. 13). Cooper had a season high eight assists (one turnover) in the team's blowout victory over George Washington (Dec. 1).

5th - Cooper is **5th** in the SEC with a **4.5** assist per game average.

6.3 - Cooper averaged **6.3** assists per game at Minnesota last season, which was good for seventh in the nation.

15th - Meechie Johnson is **15th** in the SEC in field goal percentage at **44.2 percent** (min. 5 made FG per game).

67.9% - The Gamecocks return **67.9%** of the team's assists from last season, led by Meechie Johnson, who averaged 3.6 assists per game, which was good for 8th in the SEC.

52.8% - A total of 3,429 of the team's 6,500 total minutes from last season are back this year.

50.3% - 549 of the team's 1,091 rebounds are back led by Josh Gray, who averaged a career-best 6.3 rebounds per game in 2022-23.

33 - South Carolina made **33** combined 3s in two blowout victories in the Bahamas during the team's foreign tour trip in August. 3-point shooting will be a big part of the team's offense this season.

18 - The Gamecocks sunk a school record **18** 3s in a blowout win at home over George Washington (Dec. 1).

7-2 - Carolina is **7-2** in games where Meechie Johnson scores 20 or more points. He scored 20 or more in wins at LSU, at Kentucky and vs. Western Kentucky during the 2022-23 season. He had 24 vs. DePaul (Nov. 17), a career-high 29 in the team's ACC/SEC Challenge win over Notre Dame (Nov. 28), 24 in the team's win over GW (Dec. 1), 26 at No. 24/20 Clemson (Dec. 6) and 20 in a victory over Winthrop (Dec. 19).

8-3 - The Gamecocks are **8-3** under head coach Lamont Paris when the team makes 10 or more 3s. The three losses have all come on the road.

8-2 - In games when South Carolina has single-digit turnovers under Paris, the team is **8-2**. The Gamecocks three turnovers against GW (Dec. 1) were the team's fewest in a game since having one vs. Tulane on Feb. 11, 1985. Carolina has had five games this season with single-digits TOs (4-1 record).

7-0 - The Gamecocks are **7-0** under Paris when holding opponents to 60 points or less. Carolina held USC Upstate to 59 on Nov. 6, Notre Dame to 53 on Nov. 28 and Elon to 43 (season-low and lowest in Paris era at SC) on Dec. 22.

.691 - Paris spent five seasons as head coach at Chattanooga from 2017-22. He led the team to a 65-29 record (**.691**) in his last three seasons and a berth in the 2022 NCAA Tournament after winning the SoCon Tournament Championship.

12 - Paris was an assistant for 17 seasons prior to becoming a head coach in 2017-18. He was a part of **12 NCAA Tournament appearances** (Division I and II) as an assistant, including a pair of Final Fours at Wisconsin in 2014 and 2015.

17 - In 22 seasons as a head or assistant coach in college, Paris has been a part of **17 teams that have won 20-or-more games** in a season.

NCAA ACTIVE ASSISTS LEADERS LIST

1. Sahvir Wheeler (Washington) - 740
2. Isaiah Stevens (Colorado State) - 721
3. Darius Brown II (Utah State) - 705
4. **Ta'Lon Cooper (South Carolina) - 661**
5. Xavier Johnson (Indiana) - 655
6. Tristen Newton (UCONN) - 602
7. Tyler Kolek (Marquette) - 596
8. Braden Norris (Loyola Chicago) - 590
9. Pierre Crockrell II (UC Irvine) - 581
10. Ray J Dennis (Baylor) - 561
11. Keishawn Davidson (Belmont) - 549
12. Dajuan Harris Jr. (Kansas) - 545
13. Jamal Shead (Houston) - 536
14. Jared Bynum (Stanford) - 535
15. Caleb Fields (Arkansas State) - 523

** rankings thru games played Jan. 2*



Graduate transfer Ta'Lon Cooper has 66 career games with five or more assists on his resume. Five of those have come this season. The Roebuck, S.C., native returns to his home state after stints at Morehead State (2019-22) and Minnesota (2022-23).

KEY STAT

Lamont Paris' teams are 36-4 when scoring 80 or more points dating back to his first season as head coach at Chattanooga (2017-18). He's 5-0 at South Carolina when his team scores 80 or more.

ROSTER BREAKDOWN

Returning Letterwinners (6)

#1 Jacobi Wright
#5 Meechie Johnson
#12 Zachary Davis
#14 Eli Sparkman
#31 Benjamin Bosmans-Verdonk
#33 Josh Gray

Guards (11)

#0 Ebrima Dibba
#1 Jacobi Wright
#5 Meechie Johnson
#10 Myles Stute
#12 Zachary Davis
#13 Austin Herro
#14 Eli Sparkman
#15 Morris Ugusuk
#20 Danny Grajzl
#21 Arden Conyers
#55 Ta'Lon Cooper

Forwards (5)

#2 B.J. Mack
#4 Stephen Clark
#30 Collin Murray-Boyles
#31 Benjamin Bosmans-Verdonk
#33 Josh Gray

By Height

#14 Eli Sparkman (6-0)
#20 Danny Grajzl (6-0)
#13 Austin Herro (6-1)
#5 Meechie Johnson (6-2)
#1 Jacobi Wright (6-2)
#55 Ta'Lon Cooper (6-4)
#15 Morris Ugusuk (6-4)
#0 Ebrima Dibba (6-5)
#10 Myles Stute (6-6)
#12 Zachary Davis (6-7)
#21 Arden Conyers (6-7)
#30 Collin-Murray Boyles (6-7)
#4 Stephen Clark (6-8)
#2 B.J. Mack (6-8)
#31 Benjamin Bosmans-Verdonk (6-9)
#33 Josh Gray (7-0)

2023-24 SOUTH CAROLINA MEN'S BASKETBALL ROSTER

Alphabetical Roster

| No. | Name | Pos. | Ht. | Wt. | Cl. | Exp. | Hometown // Last School |
|-----|--------------------------|------|-----|-----|-----|------|---|
| 31 | Benjamin Bosmans-Verdonk | F | 6-9 | 238 | RSR | 1L | Lommel, Belgium // Illinois |
| 4 | Stephen Clark | F | 6-8 | 208 | GR | TR | Charlotte, N.C. // The Citadel |
| 21 | Arden Conyers | G | 6-7 | 204 | FR | HS | Columbia, S.C. // Westwood (Blythewood, S.C.) |
| 55 | Ta'Lon Cooper | G | 6-4 | 200 | GR | TR | Roebuck, S.C. // Minnesota |
| 12 | Zachary Davis | G | 6-7 | 194 | SO | 1L | Orangeburg, S.C. // Denmark-Olar |
| 0 | Ebrima Dibba | G | 6-5 | 214 | RSR | TR | Bredäng, Sweden // Coastal Carolina |
| 20 | Danny Grajzl | G | 6-0 | 175 | FR | HS | Cleveland, Ohio // Hawken School (Gates Mills, Ohio) |
| 33 | Josh Gray | F | 7-0 | 265 | SR | 3L | Brooklyn, N.Y. // LSU |
| 13 | Austin Herro | G | 6-1 | 174 | FR | HS | Milwaukee, Wisc. // Whitnall (Greenfield, Wisc.) |
| 5 | Meechie Johnson | G | 6-2 | 184 | JR | 1L | Cleveland, Ohio // Ohio State |
| 2 | B.J. Mack | F | 6-8 | 260 | GR | TR | Charlotte, N.C. // Wofford |
| 30 | Collin Murray-Boyles | F | 6-7 | 231 | FR | HS | Columbia, S.C. // Wasatch Academy (Mt Pleasant, Utah) |
| 14 | Eli Sparkman | G | 6-0 | 160 | SO | 1L | Cleveland, Tenn. // Baylor School (Chattanooga, Tenn.) |
| 10 | Myles Stute | G | 6-6 | 209 | JR | TR | Washington, D.C. // Vanderbilt |
| 15 | Morris Ugusuk | G | 6-4 | 160 | FR | HS | Helsinki, Finland // Omnia Basketball Academy (Finland) |
| 1 | Jacobi Wright | G | 6-2 | 182 | JR | 2L | Fort Mill, S.C. // Legacy Early College |

Numerical Roster

| No. | Name | Pos. | Ht. | Wt. | Cl. | Exp. | Hometown // Last School |
|-----|--------------------------|------|-----|-----|-----|------|---|
| 0 | Ebrima Dibba | G | 6-5 | 214 | RSR | TR | Bredäng, Sweden // Coastal Carolina |
| 1 | Jacobi Wright | G | 6-2 | 182 | JR | 2L | Fort Mill, S.C. // Legacy Early College |
| 2 | B.J. Mack | F | 6-8 | 260 | GR | TR | Charlotte, N.C. // Wofford |
| 4 | Stephen Clark | F | 6-8 | 208 | GR | TR | Charlotte, N.C. // The Citadel |
| 5 | Meechie Johnson | G | 6-2 | 184 | JR | 1L | Cleveland, Ohio // Ohio State |
| 10 | Myles Stute | G | 6-6 | 209 | JR | TR | Washington, D.C. // Vanderbilt |
| 12 | Zachary Davis | G | 6-7 | 194 | SO | 1L | Orangeburg, S.C. // Denmark-Olar |
| 13 | Austin Herro | G | 6-1 | 174 | FR | HS | Milwaukee, Wisc. // Whitnall (Greenfield, Wisc.) |
| 14 | Eli Sparkman | G | 6-0 | 160 | SO | 1L | Cleveland, Tenn. // Baylor School (Chattanooga, Tenn.) |
| 15 | Morris Ugusuk | G | 6-4 | 160 | FR | HS | Helsinki, Finland // Omnia Basketball Academy (Finland) |
| 20 | Danny Grajzl | G | 6-0 | 175 | FR | HS | Cleveland, Ohio // Hawken School (Gates Mills, Ohio) |
| 21 | Arden Conyers | G | 6-7 | 204 | FR | HS | Columbia, S.C. // Westwood (Blythewood, S.C.) |
| 30 | Collin Murray-Boyles | F | 6-7 | 231 | FR | HS | Columbia, S.C. // Wasatch Academy (Mt Pleasant, Utah) |
| 31 | Benjamin Bosmans-Verdonk | F | 6-9 | 238 | RSR | 1L | Lommel, Belgium // Illinois |
| 33 | Josh Gray | F | 7-0 | 265 | SR | 3L | Brooklyn, N.Y. // LSU |
| 55 | Ta'Lon Cooper | G | 6-4 | 200 | GR | TR | Roebuck, S.C. // Minnesota |

Head Coach: Lamont Paris (Wooster, '96 ; Indiana State '00)

Assistant Coach: Tim Buckley (Bemidji State, '88)

Assistant Coach: Tanner Bronson (Wisconsin, '08)

Assistant Coach: Eddie Shannon (Florida, '99)

Special Assistant to the Head Coach: Carey Rich (South Carolina, '95)

Director of Player Development: David McKinley (Ohio, '13)

Director of Basketball Operations: Colby Arendale (Chattanooga, '18)

Director of Video Services: Roman DiPasquale (Wisconsin, '11)

Strength & Conditioning Coach: Scott Greenawalt (Muskingum College, '98)

Athletic Trainer: Mark Rodger (Buffalo, '01)

Associate Director of Athletics Communications and Public Relations: Michael DeBates (Iowa State, '14)

TOP RETURNING

Scorer.....Johnson, 12.7 ppg
Rebounder.....Gray, 6.3 rpg
Assist Maker.....Johnson, 3.6 apg
FG Shooter *.....Gray, 51.4%
3-Point FG Shooter \$.....Wright, 35.0%
FT Shooter \$.....Johnson, 76.3%
Shot Blocker.....Gray, 0.8 bpg
Steal Maker.....Johnson, 0.7 spg

* at least 75 attempts

\$ at least 20 attempts

PRONUNCIATION GUIDE

Benjamin **BOSE**-mans-ver-**DONK**

TUH-lon Cooper

Ee-**BRIME**-uh **DIB**-ah

Danny **GRAZ**-al

Myles **STEW**-tee

Morris **OO-GAH**-suk



HEAD COACH LAMONT PARIS

HEAD COACH | SEVENTH SEASON OVERALL | 110-94 (.539) | SECOND SEASON AT SOUTH CAROLINA | 23-22 (.511)

THE PARIS FILE

COACHING

Experience

27th year

College Head Coach Experience

7th season

Hire Date At Carolina

Thursday, March 24, 2022

PERSONAL

Hometown

Findlay, Ohio

Alma Mater

Wooster, 1996 (Bachelors - Economics)
Indiana State, 2000 (Masters - Rec. & Sport Mgmt.)

COACHING RESUME

College Assistant Coach

Wooster, 1997-98

DePauw, 1998-99

IUP, 2000-04

Akron, 2004-10

Wisconsin, 2010-17

College Head Coach

Chattanooga, 2017-22

South Carolina, 2022-present

Lamont Paris, who has been a part of nine NCAA Division I Tournaments and 17 twenty-win seasons as a college head and assistant coach, was named the University of South Carolina's 33rd head coach by Director of Athletics Ray Tanner on Thursday, March 24, 2022.

Paris, 47, is the first African-American head coach in the history of the Gamecock men's basketball program.

In his first season (2022-23), South Carolina had an overhauled roster with eight new players, including just 14.9 percent of the team's scoring and 18.4 percent of the minutes played returning from the season prior. The Gamecocks defeated Clemson at home, 60-58, for the first time since Dec. 19, 2014. Chico Carter Jr. hit the game-winning bucket with 0.9 seconds remaining. Paris became the first Gamecock head coach since Dave Odom in 2001 to defeat the in-state Tigers in his first season. The conference slate was highlighted by road wins at Kentucky, at Ole Miss and at LSU. The Gamecocks wire-to-wire victory at Rupp Arena on Jan. 10 was the team's first there since 2009 and just the program's third all-time win in Lexington since joining the SEC (1992). Ohio State transfer Meechie Johnson made six 3s and scored a career-high 26 points to lead the Gamecocks. Paris joined Eddie Fogler (1997) and Darrin Horn (2009) as the only Gamecock head coaches all-time to win in the historic building. Carolina nearly knocked off SEC Champion and No. 2/2 Alabama at home but fell in overtime, 78-76, thanks to a late bucket from SEC Player of the Year Brandon Miller.

Several players had their most productive seasons to date under Paris and his staff in year one in Columbia. Sophomore Jacobi Wright averaged 7.3 points, 2.1 rebounds and 1.8 assists per game. He had a career-best six games in double figures in SEC play. Josh Gray led the team in rebounding, averaging 6.3 per game and 7.9 rebounds per contest in league action. He had a career-best eight games with 10 or more rebounds, seven of which came in SEC action. Gray also had the best game of his career with 20 points and 14 rebounds vs. Arkansas. Johnson averaged 12.7 points (second on team) and 3.6 assists per contest (eighth in the SEC). He led the team with 70 makes from behind the arc and was one of just eight players in the SEC to make 70 or more 3s.

The staff made early in-roads recruiting over the summer in 2022 with local product Gregory "GG" Jackson II reclassifying and enrolling early. The consensus top player in the 2023 class, Jackson was the highest rated signee in program history (recruit rankings started in early 2000s) and joined PJ Dozier (2015-17) as the only five-star Gamecock freshmen. Jackson would go on to earn All-SEC Freshman honors while leading the team in scoring at 15.4 points per game. He had 11 20-point games, the most by a Carolina freshman since

joining the SEC in 1991-92. Jackson would go on to be selected 45th overall by the Memphis Grizzlies in the 2023 NBA Draft. He became the first NBA Draft pick for the program since All-American Sindarius Thornwell in 2017.

Paris came to Carolina after five seasons as the head coach at University of Tennessee at Chattanooga, coaching the Mocs to an 87-72 overall record (.547), including a 65-29 mark his last three seasons.

In his final year, he led the Mocs to their first Southern Conference title and NCAA berth since 2016. Chattanooga finished the season with a 27-8 mark. He was one of 20 finalists for the Hugh Durham Award, given by CollegeInsider.com to the top Division I mid-major coach in college basketball. The Mocs' NCAA NET ranking improved in each of his seasons at Chattanooga, finishing with a 63 ranking this season.

In his 17 seasons as a collegiate assistant coach prior to becoming head coach at Chattanooga, teams associated with Paris were 497-217 (.696) with five conference titles and 12 NCAA Tournament appearances (Division I and II), reaching two Final Fours.

Paris spent seven seasons as an assistant at Wisconsin from 2010-17 working for Bo Ryan and Greg Gard. The Badgers went to the NCAA Tournament every year with four Sweet 16 appearances and back-to-back trips to the Final Four in 2014 and 2015. Wisconsin played for the National Championship in 2015 after going 36-4 and winning both the Big Ten regular season and tournament titles. The Badgers took down No. 1 overall seed Kentucky in the National Semifinal, ending the Wildcats' previously undefeated season.

PARIS' CAREER RECORD, YEAR-BY-YEAR

| SEASON | RECORD | CONFERENCE (FINISH) | POSTSEASON |
|-----------------|----------------------|---------------------|----------------------------|
| 2017-18 (CHATT) | 10-23 | 3-15 (10th) | - |
| 2018-19 (CHATT) | 12-20 | 7-11 (5th) | - |
| 2019-20 (CHATT) | 20-13 | 10-8 (T-5th) | - |
| 2020-21 (CHATT) | 18-7 | 9-7 (4th) | - |
| 2021-22 (CHATT) | 27-8 | 14-4 (1st) | 0-1 ; NCAA First Round |
| 2022-23 (SC) | 11-21 | 4-14 (12th) | - |
| 2023-24 (SC) | 12-1 | - | - |
| Totals | 110-94 (.539) | 47-59 (.443) | 0-1 (.000) • 1 NCAA |



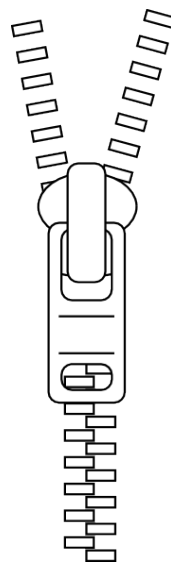

THE LP QUARTER-ZIP - IT'S A WAY OF LIFE

The quarter-zip has been a featured staple of head coach Lamont Paris' wardrobe since he arrived on campus in late March of 2022. Gamecock fans across the country began to quickly realize through various posts on social media and appearances made by Paris throughout the community how important this article of clothing was to him. His commitment to wearing the 1/4 zip in any and all situations with weather playing zero factor also became very apparent. If it's 95 degrees with 100 percent humidity in the heart of July in famously hot Columbia, the chances of seeing Paris in a 1/4 zip are in the 99th percentile.

The Q-zip, as its affectionally become known by South Carolina fans far and wide, is a popular choice for fall and winter weather. It's versatile and dynamic. It's light and comfortable enough to be worn indoors, but it also is thick and durable enough to layer up when a jacket is too heavy for full comfort. Every quarter-zip is different with different features like zippered pockets for added storage. You have a number of different options to style it by simply just adjusting the zipper height.

A 1/4 zip camera has been added to all home games at CLA this season in honor of Paris' fashion icon status amongst the Gamecock faithful.

To the right is a breakdown of his record during the 2023-24 season in each 1/4 zip he has worn on the sidelines. Zip through it quickly and enjoy.



GAMECOCK SUPERLATIVES UNDER PARIS (FIRST SEASON WAS 2022-23)

Most Field Goals Made

1. 33, George Washington, Dec. 1, 2023
2. 31, vs. Virginia Tech, Nov. 10, 2023
- T3. 30, Florida A&M, Dec. 30, 2023
- T3. 30, #2/2 Alabama, Feb. 22, 2023
- T3. 30, at Vanderbilt, Jan. 5, 2023

Most Field Goals Attempted

1. 72, at Vanderbilt, Jan. 5, 2023
2. 71, VMI, Nov. 13, 2023
- T3. 68, Winthrop, Dec. 19, 2023
- T3. 68, at Georgia, Jan. 28, 2023
5. 66, George Washington, Dec. 1, 2023

Highest Field Goal Percent

1. 56.4 percent (31-55), vs. Virginia Tech, Nov. 10, 2023
2. 54.0 percent (27-50), vs. Grand Canyon, Nov. 19, 2023
3. 52.7 percent (29-55), USC Upstate, Nov. 6, 2023
4. 52.0 percent (26-50), at Missouri, Feb. 7, 2023
5. 50.0 percent (33-66), George Washington, Dec. 1, 2023

Lowest Field Goal Percent

1. 25.0 percent (12-48), #8/9 Tennessee, Jan. 7, 2023
2. 31.1 percent (19-61), vs. Colorado State, Nov. 17, 2022
3. 32.3 percent (21-65), at George Washington, Nov. 30, 2022
4. 34.0 percent (18-53), Miss. State, Jan. 31, 2023
- T5. 34.4 percent (22-64), WKU, Dec. 22, 2022
- T5. 34.4 percent (22-64), Clemson, Nov. 11, 2022

Most 3-Point Field Goals Made

1. 18, George Washington, Dec. 1, 2023
2. 15, at LSU, Feb. 18, 2023
3. 13, at Georgia, Jan. 28, 2023
4. 12, USC Upstate, Nov. 6, 2023
5. 11, at Kentucky, Jan. 10, 2023

Most 3-Point Field Goals Attempted

1. 35, George Washington, Dec. 1, 2023
2. 32, at LSU, Feb. 18, 2023
- T3. 31, at Georgia, Jan. 28, 2023
- T3. 31, at Georgetown, Dec. 3, 2022
- T5. 30, Elon, Dec. 22, 2023
- T5. 30, at #24/20 Clemson, Dec. 6, 2023

Highest 3-Point Field Goal Percentage (min. 10 attempts)

1. 55.0 (11-20), at Kentucky, Jan. 10, 2023
2. 54.5 (12-22), USC Upstate, Nov. 6, 2023
3. 51.4 (18-35), George Washington, Dec. 1, 2023
4. 47.6 (10-21), vs. Virginia Tech, Nov. 10, 2023
5. 46.9 (15-32), at LSU, Feb. 18, 2023

Most Free Throws Made

1. 22, Florida A&M, Dec. 30, 2023
2. 21, SC State, Nov. 8, 2022
- T3. 20, Notre Dame, Nov. 28, 2023
- T3. 20, vs. DePaul, Nov. 17, 2023
- T5. 19, Georgia, March 4, 2023
- T5. 19, #16/17 Auburn, Jan. 21, 2023

Most Free Throws Attempted

1. 34, vs. DePaul, Nov. 17, 2023
2. 31, Georgia, March 4, 2023
3. 30, SC State, Nov. 8, 2022
4. 28, Florida A&M, Dec. 30, 2023
- T5. 25, Notre Dame, Nov. 28, 2023
- T5. 25, VMI, Nov. 13, 2023
- T5. 25, WKU, Dec. 22, 2022

Highest Free Throw Percentage (min. 10 attempts)

1. 100 percent (12-12), Winthrop, Dec. 19, 2023
2. 94.4 percent (17-18), at LSU, Feb. 18, 2023
3. 93.3 percent (14-15), #8/9 Tennessee, Jan. 7, 2023
4. 87.5 percent (14-16), vs. Grand Canyon, Nov. 19, 2023
5. 85.7 percent (24-28), Florida A&M, Dec. 30, 2023

Most Offensive Rebounds

1. 21, VMI, Nov. 13, 2023
2. 19, Clemson, Nov. 11, 2022
- T3. 18, Winthrop, Dec. 19, 2023
- T3. 18, Eastern Michigan, Dec. 30, 2022
- T5. 17, Elon, Dec. 22, 2023
- T5. 17, at Georgia, Jan. 28, 2023
- T5. 17, WKU, Dec. 22, 2022

Most Defensive Rebounds

1. 38, at Vanderbilt, Jan. 5, 2022
2. 35, USC Upstate, Nov. 6, 2023
3. 34, WKU, Dec. 22, 2022
4. 33, at Florida, Jan. 25, 2023
5. 31, Clemson, Nov. 11, 2022

Most Total Rebounds

1. 51, WKU, Dec. 22, 2022
2. 50, Clemson, Nov. 11, 2022
3. 46, Eastern Michigan, Dec. 30, 2022
- T4. 45, USC Upstate, Nov. 6, 2023
- T4. 45, at Florida, Jan. 25, 2023

Most Personal Fouls

1. 25, at Vanderbilt, Jan. 5, 2022
- T2. 24, vs. Grand Canyon, Nov. 19, 2023
- T2. 24, vs. DePaul, Nov. 17, 2023
4. 23, #16/17 Auburn, Jan. 21, 2023
5. 22, WKU, Dec. 22, 2022

Most Points

1. 94, Florida A&M, Dec. 30, 2023
2. 89, George Washington, Dec. 1, 2023
- T3. 82, USC Upstate, Nov. 6, 2023
- T3. 82, at LSU, Feb. 18, 2023
5. 80, SC State, Nov. 8, 2022

Fewest Points

1. 42, #8/9 Tennessee, Jan. 7, 2023
2. 45, at #11/13 Tennessee, Feb. 25, 2023
3. 51, Miss. State, Jan. 31, 2023
- T4. 53, Texas A&M, Jan. 14, 2023
- T4. 53, vs. Colorado State, Nov. 17, 2022

Most Assists

1. 21, Florida A&M, Dec. 30, 2023
2. 20, at LSU, Feb. 18, 2023
3. 19, George Washington, Dec. 1, 2023
- T4. 18, vs. Grand Canyon, Nov. 19, 2023
- T4. 18, at Missouri, Feb. 7, 2023
- T4. 18, at Georgetown, Dec. 3, 2022

Fewest Turnovers

1. 3, George Washington, Dec. 1, 2023
- T2. 6, Charleston Southern, Dec. 16, 2023
- T2. 6, Presbyterian, Dec. 11, 2022
- T4. 8, at #24/20 Clemson, Dec. 6, 2023
- T4. 8, Notre Dame, Nov. 28, 2023
- T4. 8, USC Upstate, Nov. 25, 2022

Most Turnovers

1. 19, Clemson, Nov. 11, 2022
- T2. 18, Miss. State, Jan. 31, 2023
- T2. 18, at Georgia, Jan. 28, 2023
- T2. 18, #8/9 Tennessee, Jan. 7, 2023
- T5. 17, vs. DePaul, Nov. 17, 2023
- T5. 17, vs. Furman, Nov. 20, 2022

Most Blocks

1. 7, vs. Davidson, Nov. 18, 2022
- T2. 6, George Washington, Dec. 1, 2023
- T2. 6, Georgia, March 4, 2023
- T4. 5, Florida A&M, Dec. 30, 2023
- T4. 5, Winthrop, Dec. 19, 2023
- T4. 5, #8/9 Tennessee, Jan. 7, 2023
- T4. 5, SC State, Nov. 8, 2022

Most Steals

1. 10, #8/9 Tennessee, Jan. 7, 2023
2. 9, vs. ECU, Dec. 17, 2022
- T3. 8, vs. Virginia Tech, Nov. 10, 2023
- T3. 8, Miss. State, Jan. 31, 2023
- T3. 8, vs. Davidson, Nov. 18, 2022

Most Points By Opponent

1. 94, Texas A&M, Jan. 14, 2023
- T2. 85, at #11/13 Tennessee, Feb. 25, 2023
- T2. 85, #8/9 Tennessee, Jan. 7, 2023
- T2. 85, Colorado State, Nov. 17, 2022
- T5. 84, at Vanderbilt, Jan. 5, 2023
- T5. 84, at UAB, Dec. 14, 2022

Fewest Points By Opponent

1. 43, Elon, Dec. 22, 2023
- T2. 53, Notre Dame, Nov. 28, 2023
- T2. 53, USC Upstate, Nov. 25, 2022
4. 57, Presbyterian, Dec. 11, 2022
5. 58, WKU, Dec. 22, 2022

Most Field Goals Made By Opponent

1. 36, at #11/13 Tennessee, Feb. 25, 2023
- T2. 35, #8/9 Tennessee, Jan. 7, 2023
- T2. 35, Colorado State, Nov. 17, 2022
4. 34, Texas A&M, Jan. 14, 2023
5. 31, at Florida, Jan. 25, 2023

Fewest Field Goals Made By Opponent

- T1. 16, Elon, Dec. 22, 2023
- T1. 16, Winthrop, Dec. 19, 2023
3. 17, Notre Dame, Nov. 28, 2023
- T4. 20, vs. Grand Canyon, Nov. 19, 2023
- T4. 20, at Ole Miss, Feb. 11, 2023
- T4. 20, WKU, Dec. 22, 2022

Highest Opponent Field Goal Percent By Opponent

1. 58.3 (35-60), Colorado State, Nov. 17, 2022
2. 58.1 (36-62), at #11/13 Tennessee, Feb. 25, 2023
3. 54.8 (34-62), Texas A&M, Jan. 14, 2023
4. 52.9 (27-51), Miss. State, Jan. 31, 2023
5. 52.2 (24-46), Presbyterian, Dec. 11, 2022

Lowest Opponent Field Goal Percent By Opponent

1. 32.0 percent (16-50), Elon, Dec. 22, 2023
2. 32.7 percent (17-52), Notre Dame, Nov. 28, 2023
3. 34.0 percent (16-57), Winthrop, Dec. 19, 2023
4. 35.6 percent (21-59), USC Upstate, Nov. 6, 2023
5. 36.4 percent (20-55), WKU, Dec. 22, 2022

Most Rebounds By Opponent

- T1. 48, Vanderbilt, Feb. 14, 2023
- T1. 48, Texas A&M, Jan. 14, 2023
- T1. 48, #8/9 Tennessee, Jan. 7, 2023
4. 44, at Vanderbilt, Jan. 5, 2023
5. 43, Ole Miss, Jan. 17, 2023


Fewest Rebounds By Opponent

1. 23, vs. Virginia Tech, Nov. 10, 2023
- T2. 25, Georgia, March 4, 2023
- T2. 25, Presbyterian, Dec. 11, 2022
4. 26, Charleston Southern, Dec. 16, 2023
5. 27, USC Upstate, Nov. 6, 2023

Most Turnovers By Opponent

- T1. 16, VMI, Nov. 13, 2023
- T1. 16, Miss. State, Jan. 31, 2023
3. 15, Elon, Dec. 22, 2023
- T4. 14, Winthrop, Dec. 19, 2023
- T4. 14, #8/9 Tennessee, Jan. 7, 2023
- T4. 14, at Vanderbilt, Jan. 5, 2023

GAMECOCK BASKETBALL ASSISTANT COACHES & SUPPORT STAFF



> **Tanner Bronson, Assistant Coach (Wisconsin, '08)**

- Served in same capacity at Chattanooga for five seasons (2017-22) under Paris
- Was assistant at St. Louis (2012-16) prior to joining the Mocs ; team won 103 games in his five seasons there and made three NCAA appearances, winning a game each time
- Went from manager, to walk-on to scholarship player at Wisconsin under Bo Ryan ; was on four NCAA teams (Elite Eight in '05' and Sweet Sixteen in '08')



> **Tim Buckley, Assistant Coach (Bemidji State, '88)**

- Second season at Carolina and was previously at UNLV (2019-22) ; also was scout with the Minnesota Timberwolves (2017-19)
- Was on staff for the entire Tom Crean tenure at Indiana where he was a part of two Big Ten titles (2013, 2016), four NCAA Appearances, including three trips to the Sweet Sixteen ; the Hoosiers went 138-69 (.667) the last six seasons he was there
- Has had two stints as a head coach at Ball State (2000-06) and Rockford (1989-93)




> **Eddie Shannon, Assistant Coach (Florida, '99)**

- Second season at Carolina ; spent three seasons at Chattanooga (2019-22) under Paris ; also was assistant at Canisius (2017-19)
- Played professionally overseas for 10 seasons with stops in Italy, France, Russia, Sweden, Croatia, Latvia, Greece, Australia, and Cyprus
- Four-year starter at Florida (1995-99), helping usher in the Billy Donovan era in Gainesville ; scored 1,168 career points and left as the career leader in steals (204) ; only player in school history with 200+ steals and he was also second in assists (493)



> **David McKinley, Assistant Coach (Ohio, '13)**

- Second season at Carolina ; was on Paris' staff at Chattanooga for five seasons (2017-22) in variety of roles
- Served as Director of Player Development in first season at Carolina (2022-23) ; was assistant coach for the Mocs for three seasons (2019-22)
- Played collegiately at Ohio University where he was a four-year letterwinner from 2010-13 ; team captain his last two years and member of Bobcat team that won school record 29 games and advanced to the Sweet Sixteen




> **Colby Arendale, Director of Operations (Chattanooga, '18)**

- Second season at Carolina ; served in the same capacity at Chattanooga under Paris for the past three seasons (2019-22)
- Was a student manager in 2017-18 and then a graduate manager for the Mocs from 2018-19
- Recently completed his MBA



> **Carey Rich, Special Assistant to the Head Coach (South Carolina, '95)**

- First official hire of the Paris era at South Carolina ; enters his second season with the team
- Served seven years as superintendent with the City of Columbia's Parks and Recreation Department
- Played one season at Western Carolina before returning home to finish his career with the Gamecocks (1993-95) ; scored 784 career points in Garnet & Black and dished out 340 assists in 79 games ; his 4.30 assists per game average is sixth all-time at Carolina



> **Roman DiPasquale, Director of Video Services (Wisconsin, '11)**

- Second season at South Carolina ; was on the Chattanooga staff all five seasons (2017-22) under Paris serving in a variety of roles
- Worked as the video coordinator at Stanford (2014-16)
- Also has stints in the NBA with Portland (2013-14) and Philadelphia (2011-12) ; was a student manager at Wisconsin




> **Scott Greenawalt, Strength & Conditioning Coach (Muskingum College, '98)**

- Enters his 12th season with men's basketball program in 2023-24 ; worked with men's and women's basketball at Kansas State from 2006-12 before coming to South Carolina with head coach Frank Martin
- Was a part of the staff for the best season in school history which culminated with a trip to the 2017 Final Four
- Worked at Cincinnati for eight years prior to his time in Manhattan ; was an all-conference linebacker in in for Muskingum College



Mark Rodger
Athletic Trainer



Jack Samonsky
Graduate Assistant



Tada Stricklen
Graduate Assistant



Michael DeBates
Associate Director
Communications
& Public Relations



Sam Straker
Creative Media
Producer



Jeremy Ford
Sports Dietician



Charles Waddell
Special Assistant
to the AD // Sport
Admin



COLONIAL LIFE ARENA

HOME OF GAMECOCK BASKETBALL [COLONIAL LIFE ARENA RECORD: 238-114 (.676)]

FUN FACTS ABOUT COLONIAL LIFE ARENA

- > **16,880** cubic yards of earth moved, which is enough to fill 222 swimming pools
- > **3,848** tons of steel, which would weigh equal to 96,200 quarters, which would equal \$24,050
- > **125** miles of cable, which would stretch between Columbia and Folly Beach
- > **1,872** tons of cooling, which would cool an average of 12 grocery stores
- > **205,384** bricks and **60,137** concrete blocks, which would stretch the entire length of Lake Murray (41 miles)
- > **8,750** gallons of paint, which would paint approximately 115 average Columbia 2-story houses
- > **4,781** square yards of carpet, which would carpet approximately the field at Williams-Brice Stadium
- > **443** people working on building the arena at a given time, which would staff 44 fast food restaurants
- > **1,158,000** man-hours to complete Colonial Life Arena, which would equal two working hours from each person living in the Columbia Metro area



CHRIS SILVA THROWS IN A SILVA SLAM FOR TWO OF HIS 27 POINTS THAT LED THE GAMECOCKS TO VICTORY VS. NO. 18 KENTUCKY, 76-68, ON JAN. 16, 2018. CAROLINA TRAILED BY AS MANY AS 14 POINTS IN THE SECOND HALF.

KEY ARENA DATES/ MEMORABLE MOMENTS

- > **April 2001** - Construction begins
- > **Nov. 24, 2002** - Carolina defeats ETSU, 71-66, in its first contest in the building
- > **Jan. 8, 2003** - The Gamecocks post a 55-49 win in the first SEC contest at the building over Ole Miss.
- > **March 15, 2006** - Carolina defeats Western Kentucky, 74-55, in the first round of the Postseason NIT. The Gamecocks would go on to win their second straight NIT Championship later that month.
- > **Jan. 21, 2009** - Zam Fredrick scores on a last second lay-in to propel the Gamecocks past Florida, 70-69, at the buzzer. Carolina would go on to capture the 2009 SEC Eastern Division Co-Championship.
- > **Jan. 26, 2010** - Led by heralded senior Devan Downey, Carolina posted its first win over a No. 1 ranked opponent (AP poll) in school history when it defeated top-ranked Kentucky, 68-62.
- > **Feb. 7, 2017** - The Gamecocks would battle Alabama into a four-overtime contest, with the Crimson Tide eventually closing the 90-86 win. Senior guard Sindarius Thornwell scored 44 points and pulled down 21 rebounds in the game. Carolina would go on to its first Final Four in program history later that season.
- > **Nov. 15, 2019** - Carolina captures its 200th victory at Colonial Life Arena with a 90-63 win over Cleveland State.



DEVAN DOWNEY VS. KENTUCKY, JAN. 26, 2010 - HE SCORED 30 POINTS AS CAROLINA BEAT THE TOP-RANKED WILDCATS, 68-62.



SINDARIUS THORNWELL HIGH FIVES FANS AFTER SOUTH CAROLINA'S 61-46 WIN VS. NO. 25/24 MICHIGAN ON NOV. 23, 2016.

2023-24 GAMECOCK SUPERLATIVES

GAMECOCKS' RECORD WHEN ...

| | |
|--|------|
| At home | 8-0 |
| On the road | 1-1 |
| At neutral sites | 3-0 |
| In overtime | - |
| vs. Top 25 team | 0-1 |
| vs. Top 10 team | - |
| vs. Top 5 team | - |
| Leading at half | 12-1 |
| Trailing at half | - |
| Tied at half | - |
| Shooting 50% or better | 4-0 |
| Shooting between 39-49.9% | 7-0 |
| Shooting less than 39% | 2-1 |
| Opp. shooting 50% or better | 1-0 |
| Opp. shooting between 39-49.9% | 6-1 |
| Opp. shooting less than 39% | 4-0 |
| Shooting better than opp. | 10-0 |
| Shooting worse than opp. | 2-1 |
| Starters out-score opp. starter | 8-0 |
| Opp. starters score/equal more | 4-1 |
| Bench out-scores opp. bench | 9-1 |
| Opp. bench scores/equals more | 3-0 |
| Having more FTs than opp. | 8-0 |
| Having equal/less FTs than opp. | 4-1 |
| Have more TOs than opp. | 5-0 |
| Having equal/less TOs than opp. | 7-1 |
| Having more rebounds than opp. | 9-0 |
| Having equal/less rebounds than opp. | 3-1 |
| Making 6 or more 3FGs | 11-1 |
| Having 15 or more assists | 7-0 |
| Score more points in paint than opp. | 7-0 |
| Scoring equal/less points in paint than opp. | 5-1 |
| Scoring more points off TOs than opp. | 6-0 |
| Scoring equal/less points off TOs than opp. | 6-1 |
| Scoring more 2nd-chance points than opp. | 11-0 |
| Scoring equal/less 2nd-chance points than opp. | 1-1 |
| Scoring more fast break points than opp. | 3-0 |
| Scoring equal/less fast break points than opp. | 9-1 |
| Wearing White uniforms | 10-0 |
| Wearing Garnet uniforms | 1-0 |
| Wearing Black uniforms | 1-1 |
| Wearing Throwback White uniforms | 4-0 |
| Playing on live TV/live broadcast | 12-1 |
| Playing in November | 6-0 |
| Playing in December | 6-1 |
| Playing in January | - |
| Playing in February | - |
| Playing in March | - |
| Playing a day-game | 2-0 |
| Playing a night-game | 10-1 |
| Playing on a Monday | 2-0 |
| Playing on a Tuesday | 2-0 |
| Playing on a Wednesday | 0-1 |
| Playing on a Thursday | - |
| Playing on a Friday | 4-0 |
| Playing on a Saturday | 3-0 |
| Playing on a Sunday | 1-0 |
| Scoring margin is 5 points or less | 3-1 |
| Margin is between 6-10 | 4-0 |
| Margin is between 11-20 | 1-0 |
| Margin is more than 20 | 4-0 |
| Scoring 59 points or less | - |
| Scoring 60-69 points | 2-1 |
| Scoring 70-79 points | 7-0 |
| Scoring 80-89 points | 2-0 |
| Scoring 90-99 points | 1-0 |
| Scoring 100+ points | - |

MISCELLANEOUS

| | |
|-------------------------------|-----|
| Current streak | W5 |
| Home court streak | W9* |
| Away streak | W1 |
| Neutral court streak | W3 |
| * - dates back to last season | |

| Scoring Leaders | '23-24 | Career |
|----------------------|--------|--------|
| Meechie Johnson | 7 | 14* |
| B.J. Mack | 3 | 3* |
| Myles Stute | 2 | 2* |
| Ta'Lon Cooper | 2 | 2* |
| Collin Murray-Boyles | 1 | 1 |
| Josh Gray | | 1* |
| Zachary Davis | | 1 |

| Rebounding Leaders | '23-24 | Career |
|--------------------------|--------|--------|
| Josh Gray | 1 | 19* |
| Meechie Johnson | 4 | 5* |
| B.J. Mack | 4 | 4* |
| Benjamin Bosmans-Verdonk | 1 | 2* |
| Ta'Lon Cooper | 2 | 2* |
| Stephen Clark | 1 | 1* |
| Myles Stute | 1 | 1* |
| Zachary Davis | 1 | 1 |

| Assists Leaders | '23-24 | Career |
|--------------------------|--------|--------|
| Meechie Johnson | 4 | 23* |
| Jacobi Wright | 2 | 20 |
| Ta'Lon Cooper | 9 | 9* |
| Benjamin Bosmans-Verdonk | | 3* |
| Morris Ugusuk | 2 | 2 |
| Zachary Davis | | 2 |
| B.J. Mack | 1 | 1* |
| Josh Gray | | 1* |

| Blocks Leaders | '23-24 | Career |
|--------------------------|--------|--------|
| Josh Gray | 2 | 23* |
| Stephen Clark | 8 | 8* |
| Benjamin Bosmans-Verdonk | 2 | 7* |
| Zachary Davis | 3 | 6 |
| B.J. Mack | 6 | 6* |
| Myles Stute | 2 | 2* |
| Morris Ugusuk | 2 | 2 |
| Collin Murray-Boyles | 1 | 1 |
| Ta'Lon Cooper | 1 | 1* |
| Jacobi Wright | 1 | 2 |

| Steals Leaders | '23-24 | Career |
|--------------------------|--------|--------|
| Zachary Davis | 6 | 15 |
| Meechie Johnson | 4 | 13* |
| Jacobi Wright | 5 | 11 |
| Josh Gray | | 4* |
| Benjamin Bosmans-Verdonk | | 4* |
| B.J. Mack | 3 | 3* |
| Ta'Lon Cooper | 3 | 3* |
| Myles Stute | 2 | 2* |
| Collin Murray-Boyles | 1 | 1 |
| Morris Ugusuk | 1 | 1 |

| Double-Figure Scoring | '23-24 | Career |
|--------------------------|--------|--------|
| B.J. Mack | 9 | 70 |
| Ta'Lon Cooper | 5 | 56 |
| Stephen Clark | 1 | 50 |
| Myles Stute | 9 | 39 |
| Meechie Johnson | 11 | 33 |
| Jacobi Wright | 3 | 14 |
| Josh Gray | | 3 |
| Zachary Davis | 1 | 2 |
| Benjamin Bosmans-Verdonk | 1 | 1 |
| Collin Murray-Boyles | 1 | 1 |
| Morris Ugusuk | 1 | 1 |

| 20+ points | '23-24 | Career |
|-----------------|--------|--------|
| B.J. Mack | 2 | 22 |
| Stephen Clark | | 11 |
| Meechie Johnson | 5 | 9 |
| Myles Stute | 1 | 5 |
| Ta'Lon Cooper | | |
| Josh Gray | | 1 |

| 30+ points | '23-24 | Career |
|------------|--------|--------|
|------------|--------|--------|

| Double-Figure Rebounding | '23-24 | Career |
|--------------------------|--------|--------|
| Stephen Clark | | 11 |
| Josh Gray | | 8 |
| B.J. Mack | 1 | 8 |
| Ta'Lon Cooper | | 2 |
| Myles Stute | | 1 |

Miscellaneous

| | |
|------------------------------|---|
| Largest Halftime Lead | |
| SC | 28, Florida A&M, Dec. 30, 2023 |
| Opp | - |
| Smallest Halftime Lead | |
| SC | 1, vs. Grand Canyon, Nov. 19, 2023 |
| Opp | - |
| Fewest Points In First Half | |
| SC | 30, vs. Grand Canyon (11/19/23) & at #24/20 Clemson (12/6/23) |
| Opp | 20, Elon, Dec. 22, 2023 |
| Most Points In First Half | |
| SC | 49, Florida A&M, Dec. 30, 2023 |
| Opp | 36, Charleston Southern, Dec. 16, 2023 |
| Fewest Points In Second Half | |
| SC | 32, vs. DePaul, Nov. 17, 2023 |
| Opp | 23, Elon, Dec. 22, 2023 |
| Most Points In Second Half | |
| SC | 47, vs. GW, Dec. 1, 2023 |
| Opp | 49, #24/20 Clemson, Dec. 6, 2023 |
| Most Points In Overtime | |
| SC | - |
| Opp | - |
| Largest Margin of Victory | |
| SC | 32, Florida A&M, Dec. 30, 2023 |
| Opp | - |
| Smallest Margin of Victory | |
| SC | 2, vs. Virginia Tech, Nov. 10, 2023 |
| Opp | 5, #24/20 at Clemson, Dec. 6, 2023 |

| 5+ assists | '23-24 | Career |
|--------------------------|--------|--------|
| Ta'Lon Cooper | 5 | 66 |
| Stephen Clark | | 19 |
| Meechie Johnson | 3 | 12 |
| B.J. Mack | | 3 |
| Morris Ugusuk | 1 | 1 |
| Jacobi Wright | | 1 |
| Benjamin Bosmans-Verdonk | | 1 |

| 3+ steals | '23-24 | Career |
|-----------------|--------|--------|
| Ta'Lon Cooper | | 9 |
| Stephen Clark | | 8 |
| Zachary Davis | 1 | 3 |
| Meechie Johnson | 1 | 3 |
| Myles Stute | | 2 |
| B.J. Mack | 1 | 2 |

| 2+ blocks | '23-24 | Career |
|---------------|--------|--------|
| Stephen Clark | 2 | 58 |
| Ta'Lon Cooper | | 15 |
| Josh Gray | | 8 |
| B.J. Mack | 3 | 10 |
| Myles Stute | | 1 |
| Zachary Davis | | 1 |

| Double-Doubles | '23-24 | Career |
|----------------|--------|--------|
| Stephen Clark | | 11 |
| B.J. Mack | 1 | 8 |
| Ta'Lon Cooper | | 6 |
| Josh Gray | | 2 |
| Myles Stute | | 1 |

| Dunks | '23-24 | Career |
|--------------------------|--------|--------|
| Josh Gray | 1 | 27* |
| Zachary Davis | 3 | 7 |
| Collin Murray-Boyles | 5 | 5 |
| Benjamin-Bosmans Verdonk | 2 | 4* |
| Stephen Clark | 2 | 2* |
| Myles Stute | 1 | 1* |
| Meechie Johnson | 1 | 1* |
| Morris Ugusuk | 1 | 1 |

- tied for team lead also included

- * indicates at Carolina ONLY

2023-24 GAME-BY-GAME

| | Date | Result | FG-A | Pct | 3FG-A | Pct | FT-A | Pct | O-D-Total | PF | Pts | A | TO | Blk | Stl | Min | Half |
|------------------------|----------|----------|-------|-------|-------|-------|-------|-------|-----------|----|-----|----|----|-----|-----|-----|------|
| USC Upstate at | | | 21-59 | 35.6% | 4-16 | 25.0% | 7-14 | 50.0% | 6-21-27 | 16 | 53 | 13 | 11 | 5 | 11 | 200 | 28 |
| South Carolina | 11/6/23 | W, 82-53 | 29-55 | 52.7% | 12-22 | 54.5% | 12-19 | 62.2% | 10-35-45 | 18 | 82 | 16 | 15 | 4 | 7 | 200 | 42 |
| & - Virginia Tech vs. | | | 26-52 | 50.0% | 7-22 | 31.8% | 18-22 | 81.8% | 6-17-23 | 12 | 77 | 13 | 5 | 1 | 8 | 200 | 31 |
| South Carolina | 11/10/23 | W, 79-70 | 31-55 | 56.4% | 10-21 | 47.6% | 7-8 | 87.5% | 8-22-30 | 16 | 79 | 16 | 10 | 2 | 2 | 200 | 38 |
| VMI at | | | 25-59 | 42.4% | 4-13 | 30.8% | 10-17 | 58.8% | 11-29-40 | 22 | 64 | 11 | 16 | 5 | 5 | 200 | 33 |
| South Carolina | 11/13/23 | W, 74-64 | 25-71 | 35.2% | 7-23 | 30.4% | 17-25 | 68.0% | 21-23-44 | 13 | 74 | 14 | 9 | 3 | 10 | 200 | 41 |
| ^ - DePaul vs. | | | 23-56 | 41.1% | 4-16 | 25.0% | 18-24 | 75.0% | 6-23-29 | 26 | 68 | 11 | 13 | 3 | 5 | 200 | 32 |
| South Carolina | 11/17/23 | W, 73-68 | 24-51 | 47.1% | 5-21 | 23.8% | 20-34 | 58.8% | 9-29-38 | 24 | 73 | 12 | 17 | 3 | 6 | 200 | 41 |
| ^ - Grand Canyon vs. | | | 20-51 | 39.2% | 5-16 | 31.3% | 23-27 | 85.2% | 11-19-30 | 21 | 68 | 7 | 13 | 1 | 3 | 200 | 29 |
| South Carolina | 11/19/23 | W, 75-68 | 27-50 | 54.0% | 7-17 | 41.2% | 14-16 | 87.5% | 4-19-23 | 24 | 75 | 18 | 10 | 1 | 3 | 200 | 30 |
| Notre Dame at | | | 17-52 | 32.7% | 6-21 | 28.6% | 13-20 | 65.0% | 12-24-36 | 20 | 53 | 8 | 12 | 4 | 2 | 200 | 28 |
| South Carolina | 11/13/23 | W, 65-53 | 19-50 | 38.0% | 7-25 | 28.0% | 20-26 | 76.9% | 9-23-32 | 18 | 65 | 11 | 8 | 4 | 5 | 200 | 31 |
| GW at | | | 25-60 | 41.7% | 11-22 | 50.0% | 6-8 | 75.0% | 11-25-36 | 9 | 67 | 15 | 10 | 4 | 3 | 200 | 32 |
| South Carolina | 12/1/23 | W, 89-67 | 33-66 | 50.0% | 18-35 | 51.4% | 5-7 | 71.4% | 9-23-32 | 9 | 89 | 19 | 3 | 6 | 7 | 200 | 42 |
| South Carolina at | | | 22-61 | 36.1% | 10-30 | 33.3% | 13-19 | 68.4% | 10-28-38 | 15 | 67 | 13 | 8 | 3 | 5 | 200 | 30 |
| #24/20 Clemson | 12/6/23 | L, 67-72 | 25-56 | 44.6% | 8-18 | 44.4% | 14-20 | 70.0% | 9-33-42 | 16 | 72 | 13 | 9 | 7 | 5 | 200 | 23 |
| South Carolina at | | | 21-48 | 43.8% | 9-26 | 34.6% | 17-24 | 70.8% | 7-28-35 | 17 | 68 | 13 | 9 | 4 | 2 | 200 | 35 |
| ECU | 12/9/23 | W, 68-62 | 21-53 | 39.6% | 5-17 | 29.4% | 15-23 | 65.2% | 7-25-32 | 18 | 62 | 8 | 8 | 2 | 6 | 200 | 28 |
| Charleston Southern at | | | 28-58 | 48.3% | 7-18 | 38.9% | 6-8 | 75.0% | 7-19-26 | 11 | 69 | 11 | 5 | 7 | 4 | 200 | 36 |
| South Carolina | 12/16/23 | W, 73-69 | 29-63 | 46.0% | 6-25 | 24.0% | 9-11 | 81.8% | 15-24-39 | 7 | 73 | 18 | 6 | 0 | 3 | 200 | 39 |
| Winthrop at | | | 16-47 | 34.0% | 7-21 | 33.3% | 23-29 | 79.3% | 12-20-32 | 14 | 62 | 13 | 14 | 6 | 6 | 200 | 28 |
| South Carolina | 12/19/23 | W, 72-62 | 27-68 | 39.7% | 6-26 | 23.1% | 12-12 | 100% | 18-20-38 | 20 | 72 | 15 | 10 | 5 | 6 | 200 | 33 |
| Elon at | | | 16-50 | 32.0% | 2-14 | 14.3% | 9-13 | 69.2% | 7-24-31 | 13 | 43 | 8 | 15 | 4 | 4 | 200 | 20 |
| South Carolina | 12/22/23 | W, 70-43 | 26-63 | 41.3% | 8-30 | 26.7% | 10-16 | 62.5% | 17-27-44 | 15 | 70 | 14 | 10 | 3 | 7 | 200 | 30 |
| Florida A&M | | | 25-63 | 39.7% | 7-13 | 53.8% | 5-10 | 50.0% | 11-19-30 | 18 | 62 | 12 | 10 | 4 | 6 | 200 | 21 |
| South Carolina | 12/30/23 | W, 94-62 | 30-62 | 48.4% | 10-29 | 34.5% | 24-28 | 85.7% | 15-29-44 | 9 | 94 | 21 | 10 | 5 | 5 | 200 | 49 |

BOLD - home game / & - Hall of Fame Series (Charlotte, N.C.) / ^ - Arizona Tip-Off (Glendale, Ariz.) / * - indicates SEC contest



2023-24 SOUTH CAROLINA BASKETBALL

OVERALL: 12-1 // SEC: 0-0 // HOME: 8-0 // AWAY: 1-1 // NEUTRAL: 3-0

| DATE | OPP. | W/L | SCORE | RECORD (SEC) | POINTS | REBOUNDS | ASSISTS | BLOCKS | STEALS | ATTENDANCE |
|----------|-------------------|-----|-------|--------------|------------------------------|-----------------------|-------------------------|-------------------------------|-------------------------------|------------|
| 11/6/23 | USC Upstate | W | 82-53 | 1-0 | M. Johnson/T. Cooper (15) | Z. Davis (8) | Three tied (3) | Four tied (1) | Z. Davis (3) | 11,216 |
| 11/10/23 | Virginia Tech - & | W | 79-77 | 2-0 | M. Stute (21) | B.J. Mack (6) | T. Cooper (7) | Z. Davis/M. Ugusuk (1) | J. Wright/Z. Davis (1) | 6,783 |
| 11/13/23 | VMI | W | 74-64 | 3-0 | B.J. Mack (17) | B.J. Mack (13) | T. Cooper (7) | Three tied (1) | B.J. Mack (3) | 10,449 |
| 11/17/23 | DePaul - ^ | W | 73-68 | 4-0 | M. Johnson (24) | Cooper/Gray (7) | T. Cooper (5) | Three tied (1) | Johnson/Gray (5) | 3,214 |
| 11/19/23 | Grand Canyon - ^ | W | 75-68 | 5-0 | B.J. Mack (27) | M. Johnson (6) | T. Cooper (5) | S. Clark (1) | Three tied (1) | 2,589 |
| 11/28/23 | Notre Dame | W | 65-53 | 6-0 | M. Johnson (29) | Cooper/Johnson (5) | T. Cooper (4) | Four tied (1) | Five tied (1) | 15,215 |
| 12/1/23 | George Wash. | W | 89-63 | 7-0 | M. Johnson (24) | M. Johnson (8) | T. Cooper (8) | S. Clark/B.J. Mack (2) | Z. Davis (2) | 10,936 |
| 12/6/23 | at #24/20 Clemson | L | 67-72 | 7-1 | M. Johnson (26) | B.J. Mack (7) | M. Johnson (4) | Three tied (1) | M. Johnson (3) | 9,000 |
| 12/9/23 | at East Carolina | W | 68-62 | 8-1 | M. Johnson/M. Stute (15) | B.J. Mack (8) | T. Cooper/J. Wright (3) | S. Clark (3) | Z. Davis/M. Johnson (1) | 5,568 |
| 12/16/23 | Charleston So. | W | 73-69 | 9-1 | B.J. Mack (16) | M. Johnson (6) | M. Ugusuk (5) | None | Three tied (1) | 10,006 |
| 12/19/23 | Winthrop | W | 72-62 | 10-1 | M. Johnson (20) | B.J. Mack (7) | M. Johnson (5) | B.J. Mack (2) | Z. Davis/J. Wright (2) | 9,455 |
| 12/22/23 | Elon | W | 70-43 | 11-1 | T. Cooper (17) | M. Stute (8) | Three tied (3) | Three tied (1) | J. Wright (2) | 10,203 |
| 12/30/23 | Florida A&M | W | 94-62 | 12-1 | C. Murray-Boyles (17) | S. Clark (9) | M. Johnson (6) | B.J. Mack (2) | C. Murray-Boyles (2) | 11,070 |

& - Hall of Fame Series (Charlotte, N.C.) / ^ - Arizona Tip-Off (Glendale, Ariz.) / * - indicates SEC contest / home games in **bold**

82
 Columbia, S.C.
 Colonial Life Arena
 Nov. 6, 2023
Transfers make immediate impact as team knocks down 12 3s

53
 Columbia, S.C.
 Colonial Life Arena
 Nov. 6, 2023
Transfers make immediate impact as team knocks down 12 3s

79
 Charlotte, N.C.
 Spectrum Center
 Nov. 10, 2023
100th career victory for head coach Lamont Paris

77
 Charlotte, N.C.
 Spectrum Center
 Nov. 10, 2023
100th career victory for head coach Lamont Paris

74
 Columbia, S.C.
 Colonial Life Arena
 Nov. 13, 2023
Mack leads way with 17 & 13 for 8th career double-double

64
 Columbia, S.C.
 Colonial Life Arena
 Nov. 13, 2023
Mack leads way with 17 & 13 for 8th career double-double

COLUMBIA, S.C. – (AP) Meechie Johnson and Ta'Lon Cooper each scored 15 points and South Carolina beat South Carolina Upstate 82-53 in a season opener on Monday night.

B.J. Mack added 13 points and Myles Stute had 10 for South Carolina.

Justin Bailey scored 13 points and Trae Broadnax added 10 for SC Upstate.

Bailey's 3-pointer almost 3 1/2 minutes in gave SC Upstate its only lead of the game at 5-3. South Carolina led 42-28 at halftime and outscored the Spartans 40-25 after intermission.

South Carolina leads the overall series 8-1, including 4-1 in Columbia. The 29-point win nearly doubles the previous average of 15.4 points per game for margin of victory the Gamecocks have over SC Upstate.

South Carolina's four transfers (Cooper, Mack, Stute and Stephen Clark) entered having played a combined 430 games at the Division I level with 299 starts among them. The entire team's 480 combined Division I starts ranks third in the Southeastern Conference behind only Mississippi State (514) and Texas A&M (502) entering this season.

CHARLOTTE, N.C. – (AP) B.J. Mack made the go-ahead basket with 20 seconds left and South Carolina prevented Virginia Tech from getting off a shot on its next possession and the Gamecocks beat the Hokies 79-77 on Friday night.

In the first game played between the programs since 1997, Myles Stute scored 21 points shooting 7 for 11 including 5 for 6 from 3-point range, Mack scored 19 and secured six rebounds, Talon Cooper and reserve Jacobi Wright each scored 12 and Meechie Johnson scored 11 for the Gamecocks (2-0).

On his game winner, Mack methodically backed down Mylyjael Poteat on the left side, drove to the baseline and converted the reverse layup. Following a Hokies (1-1) timeout, South Carolina disrupted a dribble-handoff attempt a few feet beyond the 3-point line to force a turnover to all but end it.

Mack missed the front end of a 1-and-1 with two seconds left, and an errant free attempt by the Hokies sealed it.

Sean Pedulla scored 26 points, Hunter Catoor 13 and Lynn Kidd 12 for Virginia Tech.

COLUMBIA, S.C. – (AP) B.J. Mack scored 17 points and grabbed 13 rebounds to lead South Carolina to a 74-64 victory over VMI on Monday night.

Mack, a 6-foot-8 forward transfer from Wofford, shot 5 of 11 from the floor and made 6 of 7 free throws. Meechie Johnson added 13 points and Myles Stute had 10 for South Carolina, which is 3-0 for the first time since the 2019-2020 season.

Mack scored five points and Stute added four during a 16-7 run to open the second half that stretched the Gamecocks' lead to 57-40 with 13:48 to play. It was their largest lead of the game. Jacobi Wright, who finished with nine points, ended the surge with a 3-pointer.

VMI had a 10-2 run to pull to 70-62 with 1:34 left but couldn't get closer.

Freshman reserve Tyran Cook scored 16 points on 6-of-11 shooting to lead VMI (1-2). DJ Nussbaum made 6 of 9 field goals for 14 points. Koree Cotton added 10 points for the Keydets.


South Carolina led for most of the first half and by as many 14 points, building a 41-33 advantage at the break. Mack scored eight points and Johnson chipped in seven in the first half.

GAME 1


| Official Basketball Box Score - Final | | | | | | | | | | | | | | |
|---|--------------------------|-----------|-----------|-----------|-----------|-----------|-----------|-----------|-----------|-----------|-----------|-----------|------------|------------|
| USC Upstate at South Carolina | | | | | | | | | | | | | | |
| 11/06/23 Colonial Life Arena, Columbia | | | | | | | | | | | | | | |
| 2023-24 South Carolina Men's Basketball | | | | | | | | | | | | | | |
| Game Time: 1:00 PM | | | | | | | | | | | | | | |
| Game Duration: 1:55 | | | | | | | | | | | | | | |
| Attendance: 11,739 | | | | | | | | | | | | | | |
| Officials: Todd Austin, Bryan Jarrell, Hunter Allen | | | | | | | | | | | | | | |
| USC Upstate - 53 | | | | | | | | | | | | | | |
| Record: 0-1 | | | | | | | | | | | | | | |
| NO. | NAME | Min | FG | 3P | FT | Rebounds | Fouls | TP | AS | TO | ST | Blocks | pts | plus/minus |
| | | | MA | MA | MA | OR | DR | | | | | | | |
| 2 | Amir Langlais | 22:54 | 12 | 0-0 | 3 | 4 | 7 | 2 | 2 | 2 | 0 | 3 | 0 | -12 |
| 1 | Nick Aves | 27:53 | 4-9 | 0-1 | 0-0 | 0 | 2 | 2 | 3 | 8 | 1 | 1 | 2 | 1 |
| 2 | Justin Bailey | 26:25 | 4-11 | 2-4 | 3-4 | 0 | 0 | 2 | 7 | 13 | 0 | 1 | 3 | 0 |
| 3 | Jordan Barnett | 21:47 | 1-5 | 1-1 | 0-0 | 0 | 3 | 3 | 0 | 7 | 0 | 0 | 1 | -16 |
| 12 | Trae Broadnax | 23:58 | 3-13 | 0-4 | 4-7 | 0 | 4 | 4 | 1 | 10 | 3 | 2 | 1 | 2 |
| 11 | Patrick Kiel | 13:54 | 2-2 | 0-0 | 0-2 | 0 | 2 | 2 | 1 | 2 | 4 | 1 | 1 | 1 |
| 14 | Floyd Rideau Jr. | 19:41 | 0-4 | 0-2 | 0-0 | 1 | 3 | 4 | 1 | 0 | 2 | 1 | 0 | -12 |
| 15 | Jorge Ochoa | 10:11 | 0-2 | 0-1 | 0-0 | 0 | 0 | 1 | 0 | 0 | 0 | 0 | 0 | -7 |
| 34 | Miguel Ayres | 13:05 | 2-5 | 1-4 | 0-0 | 0 | 0 | 0 | 0 | 5 | 0 | 1 | 1 | 0 |
| 3 | Eduardo Paez | 13:57 | 1-4 | 0-2 | 0-0 | 0 | 0 | 0 | 0 | 2 | 0 | 0 | 1 | -11 |
| 21 | CJ Rich | 02:05 | 0-1 | 0-1 | 0-0 | 0 | 0 | 0 | 0 | 0 | 0 | 0 | 0 | -3 |
| 22 | Thomas Shields | 02:05 | 1-1 | 0-0 | 0-0 | 0 | 0 | 0 | 0 | 0 | 2 | 0 | 1 | 0 |
| 23 | Dave Dickinson III | 02:05 | 0-0 | 0-0 | 0-0 | 0 | 0 | 0 | 0 | 0 | 0 | 0 | 0 | -3 |
| Totals | | | | | | | | | | | | | | |
| 21-59 4-16 7-14 6 21 27 16 18 53 13 11 11 5 4 -20 | | | | | | | | | | | | | | |
| South Carolina - 82 | | | | | | | | | | | | | | |
| Record: 1-0 | | | | | | | | | | | | | | |
| NO. | NAME | Min | FG | 3P | FT | Rebounds | Fouls | TP | AS | TO | ST | Blocks | pts | plus/minus |
| | | | MA | MA | MA | OR | DR | | | | | | | |
| 2 | B.J. Mack | 29:22 | 4-9 | 2-3 | 2-2 | 1 | 2 | 3 | 1 | 12 | 1 | 0 | 1 | 12 |
| 4 | Stephen Clark | 14:53 | 2-4 | 0-0 | 0-0 | 2 | 2 | 1 | 4 | 2 | 0 | 0 | 1 | 0 |
| 10 | Myles Stute | 19:33 | 4-7 | 2-3 | 0-0 | 2 | 4 | 6 | 2 | 10 | 1 | 1 | 2 | 0 |
| 5 | Meechie Johnson | 25:03 | 4-6 | 2-2 | 5-5 | 5 | 5 | 3 | 5 | 13 | 2 | 1 | 0 | 14 |
| 3 | Talon Cooper | 22:52 | 5-7 | 2-3 | 2-2 | 5 | 7 | 1 | 5 | 13 | 3 | 1 | 0 | 11 |
| 1 | Jacobi Wright | 20:49 | 4-7 | 1-1 | 0-0 | 1 | 2 | 3 | 1 | 8 | 2 | 1 | 0 | 18 |
| 12 | Zachary Davis | 21:37 | 2-5 | 0-1 | 0-0 | 2 | 6 | 8 | 0 | 4 | 0 | 0 | 3 | 0 |
| 33 | Josh Gray | 10:54 | 1-2 | 0-0 | 1-3 | 0 | 6 | 6 | 2 | 2 | 3 | 0 | 0 | 1 |
| 15 | Morris Ugusku | 20:14 | 2-5 | 1-3 | 0-1 | 0 | 1 | 1 | 1 | 5 | 3 | 1 | 0 | 1 |
| 9 | Clinton Dabbs | 02:49 | 0-1 | 0-0 | 0-0 | 0 | 0 | 0 | 0 | 1 | 0 | 0 | 0 | 0 |
| 31 | Benjamin Bosmans-Vandork | 10:40 | 1-2 | 0-0 | 0-0 | 1 | 1 | 2 | 1 | 0 | 0 | 1 | 0 | 12 |
| 14 | El Sparkman | 08:29 | 0-1 | 0-1 | 2-2 | 0 | 1 | 1 | 0 | 1 | 0 | 1 | 0 | 0 |
| 20 | Danny Gospi | 02:05 | 0-0 | 0-0 | 0-0 | 0 | 0 | 0 | 0 | 1 | 0 | 0 | 0 | 2 |
| Totals | | | | | | | | | | | | | | |
| 26-55 12-22 12-10 10 35 45 16 16 15 17 4 5 20 | | | | | | | | | | | | | | |
| Shooting By Period | | | | | | | | | | | | | | |
| 1st | 2nd | 3rd | 4th | FT | Rebounds | Fouls | TP | AS | TO | ST | Blocks | pts | plus/minus | |
| 1st | FG: 10-21 | FG: 10-21 | FG: 10-21 | FG: 10-21 | FG: 10-21 | FG: 10-21 | FG: 10-21 | FG: 10-21 | FG: 10-21 | FG: 10-21 | FG: 10-21 | FG: 10-21 | FG: 10-21 | FG: 10-21 |
| 2nd | FG: 10-21 | FG: 10-21 | FG: 10-21 | FG: 10-21 | FG: 10-21 | FG: 10-21 | FG: 10-21 | FG: 10-21 | FG: 10-21 | FG: 10-21 | FG: 10-21 | FG: 10-21 | FG: 10-21 | FG: 10-21 |
| 3rd | FG: 10-21 | FG: 10-21 | FG: 10-21 | FG: 10-21 | FG: 10-21 | FG: 10-21 | FG: 10-21 | FG: 10-21 | FG: 10-21 | FG: 10-21 | FG: 10-21 | FG: 10-21 | FG: 10-21 | FG: 10-21 |
| 4th | FG: 10-21 | FG: 10-21 | FG: 10-21 | FG: 10-21 | FG: 10-21 | FG: 10-21 | FG: 10-21 | FG: 10-21 | FG: 10-21 | FG: 10-21 | FG: 10-21 | FG: 10-21 | FG: 10-21 | FG: 10-21 |
| FT | 15-20 | 15-20 | 15-20 | 15-20 | 15-20 | 15-20 | 15-20 | 15-20 | 15-20 | 15-20 | 15-20 | 15-20 | 15-20 | 15-20 |
| Rebounds | 15-20 | 15-20 | 15-20 | 15-20 | 15-20 | 15-20 | 15-20 | 15-20 | 15-20 | 15-20 | 15-20 | 15-20 | 15-20 | 15-20 |
| Fouls | 15-20 | 15-20 | 15-20 | 15-20 | 15-20 | 15-20 | 15-20 | 15-20 | 15-20 | 15-20 | 15-20 | 15-20 | 15-20 | 15-20 |
| TP | 15-20 | 15-20 | 15-20 | 15-20 | 15-20 | 15-20 | 15-20 | 15-20 | 15-20 | 15-20 | 15-20 | 15-20 | 15-20 | 15-20 |
| AS | 15-20 | 15-20 | 15-20 | 15-20 | 15-20 | 15-20 | 15-20 | 15-20 | 15-20 | 15-20 | 15-20 | 15-20 | 15-20 | 15-20 |
| TO | 15-20 | 15-20 | 15-20 | 15-20 | 15-20 | 15-20 | 15-20 | 15-20 | 15-20 | 15-20 | 15-20 | 15-20 | 15-20 | 15-20 |
| ST | 15-20 | 15-20 | 15-20 | 15-20 | 15-20 | 15-20 | 15-20 | 15-20 | 15-20 | 15-20 | 15-20 | 15-20 | 15-20 | 15-20 |
| Blocks | 15-20 | 15-20 | 15-20 | 15-20 | 15-20 | 15-20 | 15-20 | 15-20 | 15-20 | 15-20 | 15-20 | 15-20 | 15-20 | 15-20 |
| pts | 15-20 | 15-20 | 15-20 | 15-20 | 15-20 | 15-20 | 15-20 | 15-20 | 15-20 | 15-20 | 15-20 | 15-20 | 15-20 | 15-20 |
| plus/minus | 15-20 | 15-20 | 15-20 | 15-20 | 15-20 | 15-20 | 15-20 | 15-20 | 15-20 | 15-20 | 15-20 | 15-20 | 15-20 | 15-20 |
| Technical Fouls: NONE | | | | | | | | | | | | | | |

GAME 2

| | | | | | | | | | | | | | | | | | |
|---|------------------------|----------------------------|--------|------|-------|----------|-------|----|----------|-------|----|--------|-----|--|--------|-----|------------|
| Official Basketball Box Score - Final | | | | | | | | | | | | | | Game Time: 12:00 PM | | | |
| Virginia Tech at South Carolina | | | | | | | | | | | | | | Game Duration: 2:05 | | | |
| 11/10/23 Spectrum Center, Charlotte, NC | | | | | | | | | | | | | | Attendance: 17,763 | | | |
| 2023-24 Men's Basketball | | | | | | | | | | | | | | Officials: Tony Dawkins, Ted Valentine, KB Burdett | | | |
| Virginia Tech - 77 | | | | | | | | | | | | | | | | | |
| Record: 1-1 | | | | | | | | | | | | | | | | | |
| NO. | NAME | Min | FG | 3P | FT | Rebounds | Fouls | TP | AS | TO | ST | Blocks | pts | plus/minus | | | |
| | | | MA | MA | MA | OR | DR | | | | | | | | | | |
| 31 | Robbie Bean | 17:11 | 3-5 | 1-3 | 0-0 | 1 | 0 | 0 | 0 | 7 | 1 | 0 | 0 | 1 | | | |
| 15 | Lynn Kidd | 26:28 | 5-7 | 0-0 | 2-2 | 1 | 5 | 6 | 2 | 12 | 2 | 2 | 0 | 0 | | | |
| 0 | Hunter Catoor | 40:00 | 4-12 | 3-10 | 2-2 | 0 | 4 | 0 | 0 | 0 | 0 | 0 | 0 | 0 | | | |
| 1 | Mal Collins | 6:15 | 1-5 | 1-3 | 0-0 | 0 | 1 | 0 | 0 | 2 | 2 | 0 | 0 | 2 | | | |
| 3 | Sean Peadula | 33:29 | 7-13 | 3-6 | 9-11 | 1 | 8 | 9 | 1 | 26 | 5 | 1 | 0 | 2 | | | |
| 23 | Tyler Nield | 22:30 | 3-3 | 0-2 | 2-2 | 0 | 0 | 0 | 1 | 2 | 1 | 0 | 0 | -4 | | | |
| 34 | Myjah Pitts | 13:59 | 0-3 | 0-0 | 3-4 | 1 | 0 | 0 | 1 | 2 | 3 | 0 | 0 | -6 | | | |
| 10 | Brandon Richey | 22:21 | 3-6 | 0-0 | 0-1 | 1 | 1 | 0 | 0 | 1 | 2 | 0 | 0 | -5 | | | |
| 10 | Brandon Richey | 01:31 | 0-1 | 0-1 | 0-0 | 0 | 0 | 0 | 0 | 0 | 0 | 0 | 0 | 0 | | | |
| Team | | | | | | 1 | 0 | 1 | 0 | 0 | 0 | | | | | | |
| Totals | | 26:52 | 7-22 | 1-22 | 18-22 | 6 | 17 | 23 | 12 | 16 | 7 | 5 | 8 | 1 | 2 | | |
| Technical Fouls: NONE | | | | | | | | | | | | | | | | | |
| South Carolina - 79 | | | | | | | | | | | | | | | | | |
| Record: 3-0 | | | | | | | | | | | | | | | | | |
| NO. | NAME | Min | FG | 3P | MA | FG | 3P | MA | Rebounds | Fouls | TP | AS | TO | ST | Blocks | pts | plus/minus |
| | | | MA | MA | MA | OR | DR | MA | | | | | | | | | |
| 2 | B.J. Mack | F26:46 | 9-16 | 1-4 | 0-1 | 1 | 5 | 2 | 3 | 3 | 19 | 1 | 0 | 0 | 0 | 0 | 19 |
| 4 | Stephen Clark | F12:10 | 1-3 | 0-0 | 1 | 1 | 1 | 2 | 0 | 1 | 0 | 0 | 0 | 0 | 0 | 0 | -3 |
| 10 | Myahle Star | F14:38 | 7-11 | 5-6 | 2 | 2 | 2 | 3 | 2 | 3 | 6 | 1 | 0 | 0 | 0 | 5 | 5 |
| 5 | Meachie Johnson | G20:40 | 4-16 | 1-4 | 2-2 | 0 | 4 | 1 | 1 | 11 | 5 | 4 | 0 | 0 | 0 | 7 | 7 |
| 15 | Talton Cooper | G31:16 | 5-8 | 2-4 | 2-4 | 0 | 2 | 2 | 2 | 2 | 12 | 7 | 0 | 0 | 0 | 0 | 8 |
| 1 | Jacob Wynn | 22:19 | 4-7 | 1-2 | 3-3 | 0 | 0 | 1 | 1 | 2 | 2 | 0 | 0 | 1 | 0 | 0 | 8 |
| 12 | Zachary Davis | 17:21 | 0-1 | 0-0 | 0-1 | 1 | 1 | 0 | 0 | 2 | 3 | 0 | 0 | 0 | 0 | 0 | 0 |
| 15 | Monte Uguzik | 12:24 | 0-5 | 0-0 | 0-0 | 0 | 1 | 0 | 0 | 1 | 0 | 0 | 0 | 2 | 1 | 0 | 0 |
| 31 | Benjamin Bostmans-Deen | 15:24 | 1-1 | 0-0 | 0-0 | 3 | 4 | 7 | 2 | 2 | 2 | 0 | 0 | 0 | 0 | 0 | 5 |
| Team | | | | | | 0 | 2 | 2 | 0 | 0 | 0 | | | | | | |
| Totals | | 31:56 | 51-101 | 7-18 | 8 | 22 | 30 | 16 | 12 | 19 | 76 | 10 | 0 | 1 | 2 | 1 | 2 |
| Technical Fouls: NONE | | | | | | | | | | | | | | | | | |
| Biggest Lead 15 | | | | | | | | | | | | | | | | | |
| VT USC | | Points from Turnovers 11 7 | | | | | | | | | | | | | | | |
| 1st Half 16:13 | | Period by Period Scoring | | | | | | | | | | | | | | | |
| Best Scoring Quarter 51:16 11:13 | | 1st 2nd 3rd 4th | | | | | | | | | | | | | | | |
| Lead Changes 3 | | Point Second Chance 7 36 | | | | | | | | | | | | | | | |
| Times Tied 6 | | VT 31 46 77 | | | | | | | | | | | | | | | |
| Time in Lead 06:16 30:23 | | Fast Breaks 6 0 | | | | | | | | | | | | | | | |
| | | Bench 17 14 | | | | | | | | | | | | | | | |



73



68

GAME 4

Glendale, Ariz.

Desert Diamond Arena

Nov. 17, 2023

Transfers make immediate impact as team knocks down 12 3s

GLENDAL, Ariz. (AP) — Meechie Johnson scored 24 points Friday night and South Carolina never trailed in its 73-68 win over DePaul at the Arizona Tip-Off.

South Carolina (4-0) is off to its best start since the 2016-17 team, which lost 77-73 to Gonzaga in the Final Four, won its first eight games.


Johnson scored 12 points in a 20-6 run that gave the Gamecocks a 24-10 lead when he capped the spurt with a jumper and then a three-point play midway through the first half. South Carolina took a nine-point lead into intermission and stretched its lead to 58-44 when Benjamin Bosmans-Verdonk made a layup with 12:18 to play.

Elijah Fisher and K.T. Raimey each hit a 3-pointer as the Blue Demons scored 11 of 14 points to trim their deficit to six with 5 minutes to go and DaSean Nelson hit 1 of 2 free throws to make it 67-62 with 2:35 remaining. Johnson answered with two free throws 13 seconds and the Gamecocks, who shot just 59% (20 of 34) from the charity stripe, made 4 of 6 from the foul line from there to seal it.


Chico Carter Jr. — a native of Columbia and a graduate transfer from South Carolina — scored 24 points on 8-of-13 shooting for DePaul (1-3).

Zachary Davis added 10 points for the Gamecocks.

GAME 4



75



68

GAME 5

Glendale, Ariz.

Desert Diamond Arena

Nov. 19, 2023

Mack scores 21 of 27 in second half to lead Gamecocks to title

GLENDAL, Ariz. (AP) — B.J. Mack hit four 3-pointers and scored 27 points — 21 in the second half — to help South Carolina beat Grand Canyon 75-68 Sunday to win the Cactus Division at the Arizona Tip-Off.


Mack made 7 of 12 from the field and 9 of 9 from the free-throw line. Myles Stute scored 12 points and Jacobi Wright added 10 — including two baskets in the final 2-plus minutes — on 4-of-5 shooting for South Carolina (5-0).

Gabe McGlothlin made two free throws to open the scoring in the second half and give Grand Canyon a 31-30 lead but Mack answered with a 3-pointer that gave South Carolina the lead for good with 19:29 to play and the Lopes trailed the rest of the way.


Mack made a layup and then hit two free throws to stretch the lead to 54-43 midway through the second half but Collin Moore hit a 3-pointer to spark a 14-5 that trimmed Grand Canyon's deficit to two points with 5:32 remaining. Mack hit a 3-pointer and made three free throws after he was fouled on another 3-point shot to make it 67-58 with 4 minutes to go.

McGlothlin led Grand Canyon (3-1) with 18 points, Tyon Grant-Foster scored 16, Moore 15 and Ray Harrison added 12.

GAME 5



65



53

GAME 6

Columbia, S.C.

Colonial Life Arena

Nov. 28, 2023

Johnson scores career-high 29 points on 9-of-15 shooting

COLUMBIA, S.C. (AP) — Meechie Johnson scored a career-high 29 points and B.J. Mack scored 17 points and South Carolina used the second half to distance itself from Notre Dame and beat the Irish 65-53 on Tuesday night in an ACC/SEC Challenge contest.

South Carolina (6-0) is off to its best start since former coach Frank Martin took the program to the Final Four in 2017.

Johnson finished 9-for-15 shooting, Mack was 6 for 15 and the rest of the Gamecocks went 4 for 20. South Carolina made 38% (19 of 50) of its shot attempts.

Trae Davis scored 15 points, J.R. Konieczny 11 and Julian Roper II 10 for Notre Dame (3-3).


South Carolina capitalized on Notre Dame's 1-for-13 shooting stretch in the second half, and when Johnson made a pull-up bank shot in the lane, the Gamecocks reached their biggest lead to that point, 48-41, with 8:23 left. Less than a minute later, Johnson made a 3-pointer and the Gamecocks led by double figures for most of the remainder.

Braeden Shrewsbury gave Notre Dame its last lead at 40-38 with 14:14 left. South Carolina led 31-28 at halftime.


GAME 6

| | | | | | | | | | | | | | | | | |
|---|-------|-------|------|-------|----------|-------|----|----|----|----|--------|----|----|---|---------------------|--|
| Official Basketball Box Score - Final | | | | | | | | | | | | | | Game Time: 1:30 PM | | |
| South Carolina at DePaul | | | | | | | | | | | | | | Game Duration: 2:17 | | |
| 11/17/2023 Desert Diamond Arena, Glendale | | | | | | | | | | | | | | Attendance: 5,234 | | |
| 2023-24 Men's Basketball | | | | | | | | | | | | | | Officials: Thomas Nunez, Frank Haney II, Robert Langley | | |
| South Carolina - 73 | | | | | | | | | | | | | | | | |
| Record: 6-0 | | | | | | | | | | | | | | | | |
| NO. Name | Min | FG | 3P | FT | Rebounds | Fouls | TP | AS | TO | ST | Blocks | BS | BA | + | Shooting By Period | |
| 2 B.J. Mack | 15:59 | 2-5 | 0-3 | 0-0 | 0 | 1 | 1 | 4 | 1 | 4 | 0 | 0 | 0 | 0 | 1st FG%: 15.0% | |
| 4 Stephen Clark | 11:16 | 1-1 | 0-0 | 0-0 | 0 | 2 | 2 | 2 | 3 | 2 | 0 | 0 | 0 | 0 | 2nd FG%: 15.0% | |
| 10 Myles Stute | 29:36 | 3-7 | 1-3 | 0-0 | 0 | 5 | 1 | 1 | 7 | 1 | 2 | 0 | 0 | 0 | 3rd FG%: 15.0% | |
| 5 Meechie Johnson | 38:47 | 9-16 | 1-7 | 2-2 | 2 | 3 | 5 | 5 | 24 | 1 | 1 | 2 | 0 | 0 | 4th FG%: 15.0% | |
| 55 Talon Cooper | 31:27 | 2-6 | 1-2 | 4-6 | 3 | 4 | 7 | 1 | 4 | 3 | 5 | 2 | 0 | 0 | 5th FG%: 15.0% | |
| 11 Jacobi Wright | 24:27 | 2-5 | 0-2 | 2-2 | 0 | 3 | 3 | 2 | 3 | 6 | 2 | 0 | 0 | 0 | 6th FG%: 15.0% | |
| 31 Benjamin Bosmans-Verdonk | 08:19 | 1-1 | 0-0 | 1-2 | 1 | 1 | 2 | 5 | 1 | 3 | 0 | 0 | 0 | 0 | 7th FG%: 15.0% | |
| 12 Zachary Davis | 18:46 | 3-6 | 2-3 | 2-4 | 1 | 2 | 3 | 1 | 2 | 10 | 0 | 0 | 0 | 0 | 8th FG%: 15.0% | |
| 15 Morris Ugusak | 16:11 | 0-1 | 0-1 | 0-0 | 0 | 0 | 0 | 0 | 0 | 0 | 0 | 0 | 0 | 0 | 9th FG%: 15.0% | |
| 33 Josh Gray | 15:11 | 2-3 | 0-0 | 4-9 | 1 | 6 | 7 | 3 | 6 | 0 | 0 | 0 | 0 | 0 | 10th FG%: 15.0% | |
| Team | | 1 | 2 | 3 | 0 | 0 | 0 | 0 | 0 | 0 | 0 | 0 | 0 | 0 | DePaul Rebounds: 9 | |
| Totals | | 24-51 | 5-21 | 25-34 | 9 | 29 | 38 | 24 | 25 | 73 | 12 | 17 | 6 | 3 | 1 | |
| Technical Fouls: NONE | | | | | | | | | | | | | | | | |
| DePaul - 68 | | | | | | | | | | | | | | Record: 1-3 | | |
| NO. Name | Min | FG | 3P | FT | Rebounds | Fouls | TP | AS | TO | ST | Blocks | BS | BA | + | Shooting By Period | |
| 2 DaSean Nelson | 14:22 | 3-10 | 0-2 | 2-5 | 1 | 2 | 3 | 4 | 8 | 2 | 0 | 0 | 0 | 0 | 1st FG%: 15.0% | |
| 25 Jeremiah Oden | 33:15 | 3-10 | 0-2 | 1-2 | 0 | 3 | 3 | 2 | 7 | 0 | 0 | 0 | 0 | 0 | 2nd FG%: 15.0% | |
| 2 Chico Carter, Jr. | 38:42 | 4-13 | 1-3 | 7-9 | 2 | 4 | 6 | 1 | 24 | 2 | 0 | 0 | 0 | 0 | 3rd FG%: 15.0% | |
| 22 Elijah Fisher | 38:42 | 1-3 | 1-1 | 2-2 | 1 | 1 | 2 | 3 | 2 | 2 | 1 | 0 | 0 | 0 | 4th FG%: 15.0% | |
| 23 Caleb Murphy | 02:50 | 0-4 | 0-0 | 2-2 | 0 | 3 | 3 | 5 | 1 | 8 | 2 | 0 | 0 | 0 | 5th FG%: 15.0% | |
| 5 Churchill Abass | 18:19 | 2-4 | 0-0 | 0-0 | 0 | 4 | 4 | 1 | 4 | 1 | 2 | 1 | 2 | 1 | 6th FG%: 15.0% | |
| 10 Jordan Henley | 15:53 | 1-5 | 0-1 | 2-2 | 0 | 0 | 0 | 3 | 3 | 4 | 2 | 0 | 0 | 0 | 7th FG%: 15.0% | |
| 4 K.T. Raimey | 17:16 | 2-6 | 2-6 | 2-2 | 0 | 4 | 4 | 2 | 18 | 0 | 4 | 1 | 0 | 0 | 8th FG%: 15.0% | |
| 11 Keyonrice Young | 07:31 | 0-1 | 0-1 | 0-0 | 0 | 0 | 0 | 1 | 0 | 0 | 0 | 0 | 0 | 0 | 9th FG%: 15.0% | |
| Team | | 2 | 2 | 4 | 0 | 0 | 0 | 0 | 0 | 0 | 0 | 0 | 0 | 0 | DePaul Rebounds: 20 | |
| Totals | | 23-56 | 4-16 | 18-24 | 6 | 23 | 29 | 26 | 24 | 68 | 11 | 13 | 5 | 3 | 1 | |
| Technical Fouls: Murphy 1; Young 5 | | | | | | | | | | | | | | | | |
| Biggest lead | | | | | | | | | | | | | | 14 (1st 10:00) 0 (1st 20:00) | | |
| Best Scoring Run | | | | | | | | | | | | | | 5 (1st 17:23) 5 (2nd 7:09) | | |
| Lead Changes | | | | | | | | | | | | | | 0 | | |
| Times Tied | | | | | | | | | | | | | | 0 | | |
| Time with Lead | | | | | | | | | | | | | | 38:53 00:00 | | |
| Points from | | | | | | | | | | | | | | Turnovers | | |
| Turnovers | | | | | | | | | | | | | | 13 14 | | |
| Paint | | | | | | | | | | | | | | 30 35 | | |
| Second Chance | | | | | | | | | | | | | | 13 8 | | |
| Fast Breaks | | | | | | | | | | | | | | 5 6 | | |
| Bench | | | | | | | | | | | | | | 27 16 | | |
| DPU | | | | | | | | | | | | | | 32 36 68 | | |

| | | | | | | | | | | | | | | | |
|--|-------|-------|------|-------|----------|-------|----|----|----|----|--------|----|----|--|--------------------|
| Official Basketball Box Score - Final | | | | | | | | | | | | | | Game Time: 2:00 PM | |
| South Carolina at Grand Canyon | | | | | | | | | | | | | | Game Duration: 2:10 | |
| 11/19/23 Desert Diamond Arena, Glendale | | | | | | | | | | | | | | Attendance: 2,589 | |
| 2023-24 Men's Basketball | | | | | | | | | | | | | | Officials: Kevin Birk, Robert Langley, Glen Mayberry | |
| South Carolina - 75 | | | | | | | | | | | | | | | |
| Record: 5-0 | | | | | | | | | | | | | | | |
| NO. Name | Min | FG | 3P | FT | Rebounds | Fouls | TP | AS | TO | ST | Blocks | BS | BA | + | Shooting By Period |
| 2 B.J. Mack | 25:22 | 7-12 | 4-7 | 9-9 | 1 | 2 | 4 | 6 | 27 | 2 | 1 | 0 | 0 | 0 | 1st FG%: 15.0% |
| 4 Stephen Clark | 20:36 | 3-3 | 0-0 | 0-0 | 0 | 1 | 1 | 4 | 6 | 2 | 1 | 0 | 0 | 0 | 2nd FG%: 15.0% |
| 10 Myles Stute | 59:14 | 1-2 | 0-0 | 2-2 | 4 | 2 | 2 | 4 | 12 | 1 | 0 | 0 | 0 | 0 | 3rd FG%: 15.0% |
| 5 Meechie Johnson | 31:28 | 4-10 | 1-3 | 0-0 | 0 | 6 | 0 | 2 | 9 | 2 | 0 | 0 | 0 | 0 | 4th FG%: 15.0% |
| 55 Talon Cooper | 34:33 | 1-3 | 0-1 | 0-0 | 0 | 0 | 0 | 3 | 2 | 5 | 1 | 0 | 0 | 0 | 5th FG%: 15.0% |
| 11 Jacobi Wright | 25:49 | 4-5 | 0-0 | 2-2 | 0 | 1 | 1 | 1 | 2 | 10 | 3 | 1 | 0 | 0 | 6th FG%: 15.0% |
| 31 Benjamin Bosmans-Verdonk | 11:06 | 0-1 | 0-0 | 0-0 | 0 | 3 | 3 | 0 | 0 | 0 | 2 | 0 | 0 | 0 | 7th FG%: 15.0% |
| 12 Zachary Davis | 12:10 | 2-4 | 1-2 | 0-0 | 0 | 0 | 0 | 3 | 1 | 5 | 1 | 0 | 0 | 0 | 8th FG%: 15.0% |
| 33 Josh Gray | 06:30 | 1-3 | 0-0 | 2-3 | 2 | 1 | 3 | 3 | 4 | 0 | 0 | 0 | 0 | 0 | 9th FG%: 15.0% |
| 10 Morris Ugusak | 05:54 | 0-0 | 0-0 | 0-0 | 0 | 1 | 0 | 1 | 0 | 0 | 0 | 0 | 0 | 0 | 10th FG%: 15.0% |
| Team | | 1 | 2 | 3 | 0 | 0 | 0 | 0 | 0 | 0 | 0 | 0 | 0 | 0 | |
| Totals | | 27-50 | 7-17 | 14-16 | 4 | 19 | 23 | 24 | 21 | 75 | 18 | 10 | 3 | 1 | 1 |
| Technical Fouls: NONE | | | | | | | | | | | | | | | |
| Grand Canyon - 68 | | | | | | | | | | | | | | | |
| Record: 3-1 | | | | | | | | | | | | | | | |
| NO. Name | Min | FG | 3P | FT | Rebounds | Fouls | TP | AS | TO | ST | Blocks | BS | BA | + | Shooting By Period |
| 24 Duke Brennan | 19:19 | 0-1 | 0-0 | 3-4 | 2 | 3 | 0 | 4 | 2 | 3 | 1 | 3 | 0 | 0 | 1st FG%: 15.0% |
| 30 Gabe McGlothlin | 37:57 | 4-8 | 1-3 | 9-10 | 3 | 6 | 9 | 5 | 6 | 18 | 1 | 0 | 0 | 0 | 2nd FG%: 15.0% |
| 10 Ray Harrison | 38:57 | 4-13 | 0-2 | 4-4 | 3 | 3 | 2 | 12 | 13 | 3 | 0 | 0 | 0 | 0 | 3rd FG%: 15.0% |
| 10 Grayson Foster | 04:38 | 0-5 | 0-0 | 1-2 | 1 | 0 | 0 | 0 | 0 | 0 | 0 | 0 | 0 | 0 | 4th FG%: 15.0% |
| 9 Collin Moore | 03:25 | 0-1 | 0-0 | 2-2 | 0 | 2 | 0 | 2 | 2 | 1 | 0 | 0 | 0 | 0 | 5th FG%: 15.0% |
| 2 Sydney Curry | 22:00 | 5-7 | 1-3 | 0-0 | 3 | 0 | 3 | 2 | 1 | 4 | 1 | 0 | 0 | 0 | 6th FG%: 15.0% |
| 33 Isaiah Shaw | 08:10 | 0-2 | 0-1 | 0-0 | 0 | 0 | 0 | 0 | 0 | 0 | 0 | 0 | 0 | 0 | 7th FG%: 15.0% |
| 22 Isaiah Baker | 00:00 | 0-0 | 0-0 | 0-0 | 0 | 0 | 0 | 0 | 0 | 0 | 0 | 0 | 0 | 0 | 8th FG%: 15.0% |
| 5 Louis Lee | 1:24 | 0-1 | 0-0 | 0-0 | 1 | 0 | 0 | 0 | 0 | 0 | 0 | 0 | 0 | 0 | 9th FG%: 15.0% |
| Team | | 1 | 2 | 3 | 0 | 0 | 0 | 0 | 0 | 0 | 0 | 0 | 0 | 0 | |
| Totals | | 20-51 | 5-16 | 23-27 | 11 | 19 | 30 | 21 | 26 | 67 | 13 | 3 | 1 | 1 | 1 |
| Technical Fouls: NONE | | | | | | | | | | | | | | | |
| USC | | | | | | | | | | | | | | | |
| Best Lead | | | | | | | | | | | | | | | |
| 11 (2:10) USC 44 (1:45) USC 30 | | | | | | | | | | | | | | | |
| Best Scoring Run | | | | | | | | | | | | | | | |
| 8 (1:17) USC 17 (2:41) USC 28 (2:20) USC | | | | | | | | | | | | | | | |
| Lead Changes | | | | | | | | | | | | | | | |
| 5 | | | | | | | | | | | | | | | |
| Time Tied | | | | | | | | | | | | | | | |
| 2 | | | | | | | | | | | | | | | |
| Time With Lead | | | | | | | | | | | | | | | |
| 36:11 USC 02:26 USC | | | | | | | | | | | | | | | |
| Second Chance | | | | | | | | | | | | | | | |
| 5 USC 12 USC | | | | | | | | | | | | | | | |
| Fast Breaks | | | | | | | | | | | | | | | |
| 0 USC 2 USC | | | | | | | | | | | | | | | |
| Turnovers | | | | | | | | | | | | | | | |
| 12 USC 16 USC | | | | | | | | | | | | | | | |
| Period by Period Scoring | | | | | | | | | | | | | | | |
| 1st 2nd 3rd 4th | | | | | | | | | | | | | | | |
| USC 30 45 75 | | | | | | | | | | | | | | | |



89



67


GAME 7

Columbia, S.C.


Colonial Life Arena

Nov. 6, 2023

Gamecocks knock down school record 18 3s in blowout win



67



72


GAME 8

Clemson, S.C.


Littlejohn Coliseum

Dec. 6, 2023

Tigers use late run to rally against the Gamecocks



68



62

GAME 9

Greenville, N.C.

Williams Arena

Dec. 9, 2023

Johnson scores 13 of 15 in second half of first road win

COLUMBIA, S.C. (AP) – Meechie Johnson knocked down 5 of 7 3-pointers to put up 24 points and B.J. Mack hit 4 of 8 from deep to add another 20 points as South Carolina rode 18 treys to an 89-67 win over George Washington on Friday night.

The Gamecocks (7-0) came into the game shooting 37% from beyond the arc and hit 18 of 35 (51%) against the Revolutionaries. Overall they hit 33 of 66 from the field.

Johnson entered after scoring 29 points in South Carolina's 65-53 win over Notre Dame and wasted little time dialing in from distance, hitting his first 3-pointer two minutes into the game and hit three treys in the final 6:49 to put the game away.

Johnson added eight rebounds and blocked a pair of shots. Ta'lon Cooper contributed 14 points and eight assists and Myles Stute added 11 points.

George Washington (6-2) shot 42% (25 of 60) from the field, including 11 of 22 from beyond the arc. Darren Buchanan Jr. had 18 points, six rebounds and two assists. James Bishop IV had 14 points and four assists. Trey Autry hit 3 of 6 from deep and added 13 points and Jacoi Hutchinson contributed 10 points.

CLEMSON, S.C. (AP) – Chauncey Wiggins scored 13 of his career high 15 points in the second half, Ian Schieffelin had 12 points and 12 rebounds and No. 24 Clemson rallied to beat South Carolina 72-67 on Wednesday night.

The game marked the first time in the 173-game series between the instate rivals — dating to the 1912-13 season — that both teams went in 7-0.

Schieffelin — who picked up his fourth personal foul moments earlier — hit a 3-pointer, grabbed a rebound on the other end and then threw down a contested two-hand dunk in a 29-second span to give Clemson a 59-56 lead with 4:53 to play. Schieffelin's steal led to a Chase Hunter layup with 3:04 left. After PJ Hall missed the second of two free throws, Schieffelin sent the offensive rebound to Hunter who gave the Tigers a 65-59 lead — their biggest of the game — with 1:52 remaining.


Hall had 14 points, eight rebounds and four blocks, Joseph Girard III added 12 points for Clemson (8-0) and Hunter scored all of his 10 points in the second half.

Meechie Johnson hit 6 of 10 from 3-point range and led South Carolina with 26 points. B.J. Mack had 10 points and seven rebounds and Stephen Clark — who left the game due to an injury with about 7 minutes to play and did not return — also scored 10.

Johnson made two free throws to give South Carolina (7-1) an 11-point lead — its biggest of the game — with 15 minutes left. RJ Godfrey sandwiched two layups around a 3-pointer by Girard to tie it 4 minutes later and Ta'lon Cooper answered with a 3 with 10:32 remaining.

Wiggins made back-to-back 3s to put Clemson up 54-51 before Johnson missed a 3-point shot on the other end but Collin Murray-Boyles grabbed the offensive rebound and kicked it back to Johnson at the same spot for a 3-pointer to tie it with 6:50 left.

GAME 7

|  | Official Basketball Box Score - Final | | | | | | | | | | | | | Game Time: 1:00 PM | | | |
|--|---|--|-----|-----|-----|----|-------|----|----|----|----|--------|----|--------------------|--------------------|---|--|
| | George Washington at South Carolina | | | | | | | | | | | | | | | Game Duration: 1:48 | |
| | 12/02/23 Colonial Life Arena, Columbia | | | | | | | | | | | | | | | Attendance: 10,539 | |
| | 2023-24 South Carolina Men's Basketball | | | | | | | | | | | | | | | Officials: Todd Austin, Michael Wilkins, Ron Osborn | |
| | George Washington - 67 | | | | | | | | | | | | | | | | |
| Record: 6-2 | | | | | | | | | | | | | | | | | |
| NO. Name | Min | FG | 3P | FT | Reb | PF | Fouls | TP | AS | TO | ST | Blocks | BS | BA | Shooting By Period | | |
| | | | | | | | | | | | | | | | 1st | 2nd | |
| 3 Darren Buchanan Jr. | F 30:21 | 6-11 | 5-6 | 4-2 | 6 | 1 | 5 | 18 | 2 | 4 | 0 | 0 | 2 | 28 | 3PT% | 5-14 35.7% | |
| 23 Babatundé Akintola | C 21:57 | 1-2 | 0-0 | 0-0 | 4 | 4 | 3 | 0 | 2 | 4 | 0 | 1 | 3 | 0 | FT% | 6-8 75.0% | |
| 2 Maurice Edwards | G 24:48 | 2-12 | 0-3 | 5-8 | 2 | 1 | 4 | 0 | 2 | 0 | 2 | 0 | 0 | 0 | GMFG% | 25-60 41.7% | |
| 9 Garrett Johnson | G 14:15 | 4-4 | 0-2 | 0-0 | 1 | 3 | 4 | 0 | 1 | 1 | 0 | 0 | 1 | 0 | FT% | 3-4 75.0% | |
| 11 James Bishop IV | G 17:47 | 5-14 | 4-6 | 0-0 | 2 | 2 | 2 | 1 | 14 | 4 | 2 | 0 | 0 | 1 | GMFG% | 25-60 41.7% | |
| 4 Jacoi Hutchinson | F 26:41 | 4-6 | 2-2 | 0-0 | 0 | 1 | 1 | 0 | 10 | 5 | 1 | 2 | 0 | 0 | FT% | 6-8 75.0% | |
| 0 Trey Autry | F 23:48 | 5-8 | 3-6 | 0-0 | 0 | 4 | 1 | 0 | 13 | 2 | 0 | 0 | 0 | 0 | GMFG% | 25-60 41.7% | |
| 34 Antione Smith Jr. | F 15:30 | 1-2 | 0-0 | 0-0 | 1 | 1 | 0 | 0 | 3 | 1 | 0 | 0 | 0 | 0 | FT% | 11-22 50.0% | |
| 8 Zamuko Weluchwe-Ume | F 03:33 | 0-0 | 0-0 | 0-0 | 1 | 1 | 0 | 0 | 0 | 0 | 0 | 0 | 0 | 0 | FT% | 6-8 75.0% | |
| 14 Keegan Harvey | F 03:33 | 1-1 | 0-0 | 1-2 | 1 | 1 | 2 | 0 | 3 | 0 | 0 | 0 | 0 | 1 | FT% | 6-8 75.0% | |
| 1 Amir Arington | F 01:16 | 0-0 | 0-0 | 0-0 | 0 | 0 | 0 | 0 | 0 | 0 | 0 | 0 | 0 | 0 | FT% | 6-8 75.0% | |
| 10 Lazee Talipov | F 01:16 | 0-0 | 0-0 | 0-0 | 0 | 0 | 0 | 0 | 0 | 0 | 0 | 0 | 0 | 0 | FT% | 6-8 75.0% | |
| 32 Luke Cronin | F 01:16 | 0-0 | 0-0 | 0-0 | 0 | 0 | 0 | 0 | 0 | 0 | 0 | 0 | 0 | 0 | FT% | 6-8 75.0% | |
| Totals | | 25 60 11 22 6 8 11 25 38 9 9 67 15 10 3 4 6 22 | | | | | | | | | | | | | | | |
| Technical Fouls: NONE | | | | | | | | | | | | | | | | | |

GAME 10
Columbia, S.C.
Colonial Life Arena
Dec. 16, 2023
*Mack and Johnson score in
double figures again*

COLUMBIA, S.C. (AP) – B.J. Mack scored 16 points, Meechie Johnson added 15 and South Carolina pulled away late to beat Charleston Southern 73-69 on Saturday night.



Collin Murray-Boyles' dunk with 9:34 left gave South Carolina the lead for good at 55-53. Johnson scored seven points during a 9-2 surge that stretched the Gamecocks' lead to 70-62 with 1:39 to play. It was their largest lead of the game.

Mack and Johnson were a combined 11-of-30 from the field and each made a pair of 3-pointers. Ta'Lon Cooper added nine points, five rebounds and three assists for South Carolina (9-1), which shot 65% (17 of 26) in the first half but just 32% (12 of 37) in the second.

Taje' Kelly scored 22 points on 11-of-17 shooting and grabbed seven rebounds to lead Charleston Southern (3-7). Alahn Sumler added 15 points and DJ Patrick and RJ Johnson each had 13.

Mack scored 10 points and Johnson had six in the first half to help South Carolina take a 39-36 lead into the break. Kelly scored 16 first-half points on 8-of-11 shooting for the Buccaneers.

South Carolina hosts Winthrop on Tuesday. Charleston Southern plays at Loyola Chicago on Tuesday.

| | | |
|---|-----------|---|
|  | 72 | GAME 11 |
|  | 62 | Columbia, S.C. Colonial Life Arena Dec. 19, 2023 <i>Johnson Scores 20 Again and Goes Perfect 8-for-8 at line</i> |

COLUMBIA, S.C. (AP) – Meechie Johnson scored 20 points to lead South Carolina to a 72-62 victory over Winthrop on Tuesday night.

South Carolina has won three straight since its 72-67 loss to then-No. 24 Clemson. The Gamecocks improved to 6-0 at home and are 10-1 for the first time since the 2015-16 season.

Ta'Lon Cooper added 13 points and Myles Stute had 10 for the Gamecocks, who shot 40% (27 of 68) from the floor and made all 12 of their free throws. Stute made two of their six 3-pointers.

Kelton Talford made 10 of 11 free throws and scored 20 points to lead Winthrop (8-5). K.J. Doucet made three 3-pointers and finished with 16 points. Alex Timmerman chipped in 13 points.

Doucet and Sin'Cere McMahon each made a 3-pointer in a 13-5 surge that pulled Winthrop to 55-53 with 7:20 to play. The Gamecocks scored the next six points and the Eagles didn't get closer.

Johnson scored 10 points on 4-of-11 shooting to help South Carolina build a 33-28 halftime lead. Talford scored 10 first-half points and Doucet had eight for the Eagles.

COLUMBIA, S.C. (AP) – Ta’Lon Cooper scored 17 points to lead South Carolina to a 70-43 victory over Elon on Friday night.

South Carolina has won four in a row and is off to an 11-1 start for the fourth time in program history. The Gamecocks have won eight straight at home, their longest streak since a 13-game run during the 2015-16 season. Cooper made 7 of 11 shots with three 3-pointers for the Gamecocks. He added six rebounds and three assists.

Myles Stute finished with 14 points and eight rebounds. Jacobi Wright scored 10 with three assists. Freshman Collin Murray-Boyles scored a season-best 10 points off the bench.

Wright had eight points, Cooper scored seven and the pair accounted for half of South Carolina's output in building a 30-20 lead at halftime. The Gamecocks shot 39.3% and made just 2 of 13 from 3-point range (15.4%). Elon shot 26.7% and hit 2 of 8 from distance.


Sam Sherry led the Phoenix (6-6) with 12 points, while Max Mackinnon scored 11.

South Carolina shot 41.3% overall and made 8 of 30 from beyond the arc (26.7%). Elon shot 32% and missed all six of its second-half shots from distance.

The Gamecocks snapped a two-game skid against the Phoenix, losing 65-53 at home in the last meeting in November 2012. They lead the series 3-2.

South Carolina's only loss this season was a 72-67 setback at Clemson, which was ranked 24th at the time.

GAME 10



Official Basketball Box Score - Final

Game Time: 01:14

Game Duration: 01:14

Charleston SO. at South Carolina

121225 College Life Arena, Columbia

2023-24 South Carolina Women's Basketball

Game Attendance: 18


Game Referee: RY. O'Quinn

Charleston SO. - @9

Record: 3-7

| NO. Name | Min | FG | 3P | FT | Rebounds | Fouls | TP | AS | TS | BKs | BLK | W+ |
|---------------------------------------|---------|-------|-------|-------|-----------|-------|----|----|----|-----|-----|----|
| | | M/A | M/A | M/A | OR DR TOT | PF | | | | | | |
| 2 Tamy Kelly | F 34:10 | 11-17 | 0-1 | 0-2 | 2 1 3 | 1 | 2 | 3 | 1 | 1 | 1 | 0 |
| 4 DJ Patrick | F 35:24 | 5-11 | 0-0 | 1-1 | 1 1 2 | 3 | 1 | 3 | 1 | 0 | 0 | 0 |
| 13 Reginald Hunter Jr. | F 35:20 | 6-11 | 0-0 | 1 5 | 6 3 9 | 0 | 1 | 1 | 3 | 0 | 1 | 0 |
| 11 Altamir Sultan | G 30:16 | 5-10 | 2-3 | 2-2 | 4 0 4 | 1 | 15 | 3 | 0 | 2 | 2 | 0 |
| 22 RJ Johnson | G 32:50 | 5-13 | 2-4 | 1-2 | 0 1 1 | 3 | 3 | 1 | 3 | 0 | 1 | 0 |
| 9 Goddess Heath II | G 35:45 | 4-11 | 0-0 | 1-1 | 1 1 2 | 1 | 1 | 2 | 2 | 0 | 0 | 0 |
| 14 Jenna Thompson | T 20:05 | 0-3 | 0-2 | 1 1 | 2 1 2 | 1 | 2 | 2 | 0 | 0 | 0 | 0 |
| 14 Nibbel Davis | T 20:10 | 1-2 | 0-1 | 0-0 | 2 2 1 | 2 | 1 | 2 | 1 | 1 | 2 | 0 |
| Team | | | | | 1 2 3 | 0 | | | | | | |
| Totals | 28:58 | 7-18 | 6-8 | 7 19 | 26 11 7 | 60 | 11 | 5 | 4 | 7 | 0 | 0 |
| Technical Fouls: NONE | | | | | | | | | | | | |
| Shooting By Period: | | | | | | | | | | | | |
| 1st FG | FG | 15-20 | 0-0 | 0-0 | | | | | | | | 0% |
| 2nd FG | FG | 3-8 | 37.5% | | | | | | | | | |
| 3rd FG | FG | 12 | 41.4% | | | | | | | | | |
| 4th FG | FG | 56 | 53.9% | | | | | | | | | |
| GMFG | FG | 25-58 | 43.1% | | | | | | | | | |
| FT | FT | 18 | 38.9% | | | | | | | | | |
| FT% | FT | 66 | 75.5% | | | | | | | | | |
| Dead Ball Rebounds: 10 | | | | | | | | | | | | |
| South Carolina - 73 | | | | | | | | | | | | |
| Record: 8-1 | | | | | | | | | | | | |
| NO. Name | Min | FG | 3P | FT | Rebounds | Fouls | TP | AS | TS | BKs | BLK | W+ |
| | | M/A | M/A | M/A | OR DR TOT | PF | | | | | | |
| 2 B.J. Mack | F 23:55 | 7-14 | 2-6 | 0-0 | 0 4 4 | 1 | 1 | 1 | 2 | 1 | 0 | 1 |
| 4 Stephen Clark | F 10:52 | 1-1 | 0-0 | 1 1 | 2 0 2 | 1 | 1 | 1 | 0 | 1 | 0 | 0 |
| 5 Myles Smith | F 23:37 | 3-6 | 1-2 | 1 1 | 2 1 3 | 1 | 1 | 1 | 1 | 1 | 0 | 1 |
| 10 Michelle Johnson | G 24:54 | 4-16 | 2-8 | 5-5 | 2 4 6 | 1 | 5 | 1 | 2 | 0 | 3 | 2 |
| 15 Jazmine Cooper | G 28:09 | 3-4 | 0-1 | 2-4 | 2 2 4 | 0 | 0 | 1 | 1 | 1 | 0 | 0 |
| 16 Jazmine Wright | T 21:36 | 2-4 | 0-0 | 1 0 | 1 2 3 | 0 | 0 | 0 | 4 | 1 | 0 | 0 |
| 10 Colbin Mayhew-Boyles | O 09:4 | 3-7 | 0-1 | 1-1 | 2 3 5 | 0 | 1 | 1 | 7 | 2 | 0 | 2 |
| 12 Zachary Davis | T 18:31 | 2-4 | 0-3 | 0 3 | 0 3 | | | | | | | |
| 10 Miles Ugwuak | T 24:08 | 1-3 | 0-2 | 0 1 | 1 0 1 | 0 | 2 | 5 | 1 | 0 | 0 | 5 |
| 10 Benjamin Boomsma-Venkoy | T 13:21 | 3-4 | 0-1 | 3 1 | 4 | 2 | 1 | 6 | 1 | 0 | 0 | 0 |
| 33 John Gray | O 15:10 | 0-0 | 0-0 | 0 2 | 2 2 0 | 0 | 1 | 1 | 0 | 0 | 0 | 1 |
| Team | | | | | 3 1 4 | 0 | | | | | | |
| Totals | 29:45 | 6-25 | 5-11 | 15 24 | 39 17 7 | 173 | 10 | 6 | 3 | 0 | 7 | 4 |
| Technical Fouls: NONE | | | | | | | | | | | | |
| Period by Period: | | | | | | | | | | | | |
| Biggest Lead | | | | | | | | | | | | |
| CSU USC | | | | | | | | | | | | |
| 3 (16:17) 23 (8:22) 13 (9) | | | | | | | | | | | | |
| Best Scoring Run | | | | | | | | | | | | |
| 12 (7:25) 12 (5:32) 7 (2:45) 8 (2:45) | | | | | | | | | | | | |
| Lead Changes | | | | | | | | | | | | |
| 32 | | | | | | | | | | | | |
| Time Tied | | | | | | | | | | | | |
| 12 | | | | | | | | | | | | |
| Time with Lead | | | | | | | | | | | | |
| 07:17 1 28:31 | | | | | | | | | | | | |
| Bench | | | | | | | | | | | | |
| 6 19 24 | | | | | | | | | | | | |
| CSU 36 33 69 | | | | | | | | | | | | |
| USC 39 34 73 | | | | | | | | | | | | |

GAME 11



Official Basketball Box Score - Final
Winthrop at South Carolina
12/22/23 Greer Life Arena, Columbia
2023-24 South Carolina Gamecocks

Game Time: 1:07 PM
Game Duration: 2:00
Attendance: 5,405

Officiate: Ned Adams, John Jeffery, A.J. Davis

Winthrop - 62
Record: 8-1

| NO. NAME | Min | FG M/A | 3P M/A | FT M/A | Rebounds OR DR TOT | Fouls Pf | FD | AST | ST | Blocks B/B | HR | Shooting By Period 1st 0FG: 5-26 30.8% 2nd 3FG: 3-10 30.0% 3rd 3FG: 4-21 38.1% 4th 3FG: 4-11 36.4% GMFG: 17-47 36.2% 3PT% 7-21 33.3% FT% 25-29 86.2% Dead Ball Rebounds: 3.0 |
|---------------------|---------|-----------|-----------|-----------|-----------------------|-------------|----|-----|----|---------------|----|--|
| 4 Kelton Tackett | 32:22 | 5-9 | 4-10 | 10-11 | 4 4 8 | 1 | 20 | 1 | 2 | 1 | 2 | 6 |
| 12 K.J. Doucet | 13:42 | 4-6 | 3-10 | 5-6 | 1 4 5 | 1 | 1 | 1 | 1 | 2 | 2 | 6 |
| 33 Chase Calabrese | 27:02 | 1-1 | 0-0 | 2-5 | 7 7 14 | 1 | 2 | 1 | 1 | 1 | 1 | 0 |
| 10 J.J. Trevenant | 27:42 | 2-6 | 1-7 | 6-7 | 6 7 13 | 1 | 1 | 1 | 1 | 1 | 1 | 0 |
| 40 Nick Johnson | G 25:11 | 1-4 | 1-3 | 0-0 | 1 2 3 | 1 | 1 | 3 | 2 | 0 | 1 | 0 |
| 11 Kasean Hickman | 22:09 | 1-8 | 1-2 | 0-3 | 3 2 5 | 4 | 2 | 4 | 2 | 0 | 0 | 5 |
| 0 Sen'Corie McMahon | 10:21 | 1-3 | 1-3 | 1-2 | 0 0 0 | 1 | 1 | 4 | 0 | 0 | 1 | 3 |
| 2 Xavier McKinley | 09:28 | 0-2 | 0-0 | 0-0 | 0 3 3 | 0 | 0 | 0 | 0 | 1 | 0 | 0 |
| 5 Yousu Diao | 01:19 | 0-0 | 0-0 | 0-0 | 1 0 1 | 1 | 0 | 0 | 0 | 0 | 0 | 0 |
| 14 Noah Van Bibber | G 20:04 | 0-1 | 0-0 | 0-0 | 0 0 0 | 1 | 1 | 0 | 0 | 0 | 0 | 0 |
| Team | | | | | 3 1 4 | 0 | 0 | 4 | 0 | 0 | 0 | 1 |
| Totals | 16:47 | 7-21 | 23-29 | 12 | 20 32 52 | 14 | 20 | 14 | 6 | 14 | 6 | 5 |

Technical Fouls: NONE


South Carolina - 72
Record: 18-1

| NO. NAME | Min | FG M/A | 3P M/A | FT M/A | Rebounds OR DR TOT | Fouls Pf | FD | AST | ST | Blocks B/B | HR | Shooting By Period 1st 0FG: 14-37 37.8% 2nd 3FG: 3-14 21.4% 3rd 3FG: 2-10 20.0% 4th 3FG: 13-31 41.9% GMFG: 32-82 39.0% 3PT% 7-26 26.9% FT% 27-38 71.1% Dead Ball Rebounds: 3.2 |
|------------------------------|---------|-----------|-----------|-----------|-----------------------|-------------|----|-----|----|---------------|----|--|
| 2 B.J. Mack | F 24:21 | 3-9 | 1-1 | 2-2 | 2 5 7 | 2 | 5 | 3 | 2 | 2 | 2 | 0 |
| 4 Stephen Clark | F 10:45 | 2-5 | 0-0 | 0-0 | 0 0 0 | 0 | 0 | 0 | 0 | 1 | 1 | 0 |
| 10 Miles Stiehl | F 26:38 | 4-9 | 0-0 | 0-0 | 3 2 5 | 4 | 0 | 10 | 2 | 3 | 1 | 0 |
| 5 Mickey Johnson | G 32:31 | 6-16 | 0-5 | 8-8 | 0 2 2 | 2 5 | 20 | 5 | 0 | 1 | 0 | 2 |
| 25 Tanner Cooper | G 21:41 | 6-12 | 1-2 | 0-0 | 2 4 6 | 0 | 1 | 13 | 3 | 0 | 1 | 14 |
| 1 Jacob Wright | F 19:05 | 6-15 | 0-0 | 0-0 | 0 3 3 | 0 | 0 | 1 | 2 | 0 | 0 | 10 |
| 11 Benjamin Bornsman-Ventura | 12:24 | 1-1 | 0-0 | 2-2 | 4 1 5 | 3 | 2 | 4 | 0 | 0 | 0 | 9 |
| 12 Zachary Davis | 11:18 | 0-4 | 0-0 | 0-0 | 2 3 5 | 0 | 0 | 0 | 0 | 1 | 0 | 1 |
| 30 Colton Murray-Bishop | 05:45 | 0-0 | 0-0 | 0-0 | 0 0 0 | 2 | 0 | 0 | 0 | 0 | 0 | 0 |
| 15 Morris Ugajay | 13:27 | 2-6 | 0-0 | 0-0 | 0 0 0 | 1 | 1 | 6 | 0 | 0 | 0 | 4 |
| 33 Josiah Gray | G 24:48 | 0-1 | 0-0 | 0-0 | 0 0 0 | 1 | 1 | 0 | 0 | 0 | 0 | 0 |
| 20 Danny Grady | G 10:33 | 0-0 | 0-0 | 0-0 | 0 0 0 | 0 | 0 | 0 | 0 | 0 | 0 | 0 |
| Team | | | | | 12 28 40 | 15 | 10 | 14 | 15 | 10 | 6 | 5 |
| Totals | 27:49 | 32-82 | 12-12 | 18 | 20 38 | 20 | 14 | 15 | 10 | 16 | 5 | 6 |

Technical Fouls: NONE

| WIN USC | | Points from Period | | Period by Period Score | |
|------------------|-------------------------------|--------------------|-------|------------------------|-------|
| Biggest Lead | 11 (1st 16:30) 11 (1st 26:39) | Turnovers | 13 18 | 1st | 2nd |
| Best Scoring Run | 7 (2nd 10:27) 7 (1st 3:34) | Paint | 16 40 | 38 | 74 |
| Lead Changes | 2 | Second Chance | 11 16 | 38 | 62 |
| Times Tied | 0 | Free Throws | 8 6 | UNSC | 29 34 |
| Time out used | 04:13 36:50 | | | | |

GAME 12



Official Baseball Score - Final
Elon at South Carolina
12/22/23 South Carolina Live, Columbia
2023 South Carolina Gamecocks

Game Time: 1:00
Game Duration: 1:00
Attendance: 10,000

Official: Dags, Dawgs, Jeffery Anderson, Chris Papp

Box - 43

| | Min. | Max. | FG | 3P | FT | Rebounds | FF | FO | TP | AS | TS | Blocks | BA | 9+ |
|--------------------|------|------|-----|-----|------|----------|-----|-----|-----|-----|-----|--------|-----|-----|
| Shooting By Period | | | | | | | | | | | | | | |
| 1st FG | 15.0 | 21.0 | 6.0 | 3.0 | 25.0 | 7.0 | 1.0 | 3.0 | 1.0 | 1.0 | 3.0 | 1.0 | 3.0 | 1.0 |
| 2nd FG | 15.0 | 21.0 | 6.0 | 3.0 | 25.0 | 7.0 | 1.0 | 3.0 | 1.0 | 1.0 | 3.0 | 1.0 | 3.0 | 1.0 |
| 3rd FG | 15.0 | 21.0 | 6.0 | 3.0 | 25.0 | 7.0 | 1.0 | 3.0 | 1.0 | 1.0 | 3.0 | 1.0 | 3.0 | 1.0 |
| 4th FG | 15.0 | 21.0 | 6.0 | 3.0 | 25.0 | 7.0 | 1.0 | 3.0 | 1.0 | 1.0 | 3.0 | 1.0 | 3.0 | 1.0 |
| 5th FG | 15.0 | 21.0 | 6.0 | 3.0 | 25.0 | 7.0 | 1.0 | 3.0 | 1.0 | 1.0 | 3.0 | 1.0 | 3.0 | 1.0 |
| 6th FG | 15.0 | 21.0 | 6.0 | 3.0 | 25.0 | 7.0 | 1.0 | 3.0 | 1.0 | 1.0 | 3.0 | 1.0 | 3.0 | 1.0 |
| 7th FG | 15.0 | 21.0 | 6.0 | 3.0 | 25.0 | 7.0 | 1.0 | 3.0 | 1.0 | 1.0 | 3.0 | 1.0 | 3.0 | 1.0 |
| 8th FG | 15.0 | 21.0 | 6.0 | 3.0 | 25.0 | 7.0 | 1.0 | 3.0 | 1.0 | 1.0 | 3.0 | 1.0 | 3.0 | 1.0 |
| 9th FG | 15.0 | 21.0 | 6.0 | 3.0 | 25.0 | 7.0 | 1.0 | 3.0 | 1.0 | 1.0 | 3.0 | 1.0 | 3.0 | 1.0 |
| 10th FG | 15.0 | 21.0 | 6.0 | 3.0 | 25.0 | 7.0 | 1.0 | 3.0 | 1.0 | 1.0 | 3.0 | 1.0 | 3.0 | 1.0 |
| 11th FG | 15.0 | 21.0 | 6.0 | 3.0 | 25.0 | 7.0 | 1.0 | 3.0 | 1.0 | 1.0 | 3.0 | 1.0 | 3.0 | 1.0 |
| 12th FG | 15.0 | 21.0 | 6.0 | 3.0 | 25.0 | 7.0 | 1.0 | 3.0 | 1.0 | 1.0 | 3.0 | 1.0 | 3.0 | 1.0 |
| 13th FG | 15.0 | 21.0 | 6.0 | 3.0 | 25.0 | 7.0 | 1.0 | 3.0 | 1.0 | 1.0 | 3.0 | 1.0 | 3.0 | 1.0 |
| 14th FG | 15.0 | 21.0 | 6.0 | 3.0 | 25.0 | 7.0 | 1.0 | 3.0 | 1.0 | 1.0 | 3.0 | 1.0 | 3.0 | 1.0 |
| 15th FG | 15.0 | 21.0 | 6.0 | 3.0 | 25.0 | 7.0 | 1.0 | 3.0 | 1.0 | 1.0 | 3.0 | 1.0 | 3.0 | 1.0 |
| 16th FG | 15.0 | 21.0 | 6.0 | 3.0 | 25.0 | 7.0 | 1.0 | 3.0 | 1.0 | 1.0 | 3.0 | 1.0 | 3.0 | 1.0 |
| 17th FG | 15.0 | 21.0 | 6.0 | 3.0 | 25.0 | 7.0 | 1.0 | 3.0 | 1.0 | 1.0 | 3.0 | 1.0 | 3.0 | 1.0 |
| 18th FG | 15.0 | 21.0 | 6.0 | 3.0 | 25.0 | 7.0 | 1.0 | 3.0 | 1.0 | 1.0 | 3.0 | 1.0 | 3.0 | 1.0 |
| 19th FG | 15.0 | 21.0 | 6.0 | 3.0 | 25.0 | 7.0 | 1.0 | 3.0 | 1.0 | 1.0 | 3.0 | 1.0 | 3.0 | 1.0 |
| 20th FG | 15.0 | 21.0 | 6.0 | 3.0 | 25.0 | 7.0 | 1.0 | 3.0 | 1.0 | 1.0 | 3.0 | 1.0 | 3.0 | 1.0 |
| 21st FG | 15.0 | 21.0 | 6.0 | 3.0 | 25.0 | 7.0 | 1.0 | 3.0 | 1.0 | 1. | | | | |

Box - 44

| | Min. | Max. | FG | 3P | FT | Rebounds | FF | FO | TP | AS | TS | Blocks | BA | 9+ |
|--------------------|------|------|-----|-----|------|----------|-----|-----|-----|-----|-----|--------|-----|-----|
| Shooting By Period | | | | | | | | | | | | | | |
| 1st FG | 15.0 | 21.0 | 6.0 | 3.0 | 25.0 | 7.0 | 1.0 | 3.0 | 1.0 | 1.0 | 3.0 | 1.0 | 3.0 | 1.0 |
| 2nd FG | 15.0 | 21.0 | 6.0 | 3.0 | 25.0 | 7.0 | 1.0 | 3.0 | 1.0 | 1.0 | 3.0 | 1.0 | 3.0 | 1.0 |
| 3rd FG | 15.0 | 21.0 | 6.0 | 3.0 | 25.0 | 7.0 | 1.0 | 3.0 | 1.0 | 1.0 | 3.0 | 1.0 | 3.0 | 1.0 |
| 4th FG | 15.0 | 21.0 | 6.0 | 3.0 | 25.0 | 7.0 | 1.0 | 3.0 | 1.0 | 1.0 | 3.0 | 1.0 | 3.0 | 1.0 |
| 5th FG | 15.0 | 21.0 | 6.0 | 3.0 | 25.0 | 7.0 | 1.0 | 3.0 | 1.0 | 1.0 | 3.0 | 1.0 | 3.0 | 1.0 |
| 6th FG | 15.0 | 21.0 | 6.0 | 3.0 | 25.0 | 7.0 | 1.0 | 3.0 | 1.0 | 1.0 | 3.0 | 1.0 | 3.0 | 1.0 |
| 7th FG | 15.0 | 21.0 | 6.0 | 3.0 | 25.0 | 7.0 | 1.0 | 3.0 | 1.0 | 1.0 | 3.0 | 1.0 | 3.0 | 1.0 |
| 8th FG | 15.0 | 21.0 | 6.0 | 3.0 | 25.0 | 7.0 | 1.0 | 3.0 | 1.0 | 1.0 | 3.0 | 1.0 | 3.0 | 1.0 |
| 9th FG | 15.0 | 21.0 | 6.0 | 3.0 | 25.0 | 7.0 | 1.0 | 3.0 | 1.0 | 1.0 | 3.0 | 1.0 | 3.0 | 1.0 |
| 10th FG | 15.0 | 21.0 | 6.0 | 3.0 | 25.0 | 7.0 | 1.0 | 3.0 | 1.0 | 1.0 | 3.0 | 1.0 | 3.0 | 1.0 |
| 11th FG | 15.0 | 21.0 | 6.0 | 3.0 | 25.0 | 7.0 | 1.0 | 3.0 | 1.0 | 1.0 | 3.0 | 1.0 | 3.0 | 1.0 |
| 12th FG | 15.0 | 21.0 | 6.0 | 3.0 | 25.0 | 7.0 | 1.0 | 3.0 | 1.0 | 1.0 | 3.0 | 1.0 | 3.0 | 1.0 |
| 13th FG | 15.0 | 21.0 | 6.0 | 3.0 | 25.0 | 7.0 | 1.0 | 3.0 | 1.0 | 1.0 | 3.0 | 1.0 | 3.0 | 1.0 |
| 14th FG | 15.0 | 21.0 | 6.0 | 3.0 | 25.0 | 7.0 | 1.0 | 3.0 | 1.0 | 1.0 | 3.0 | 1.0 | 3.0 | 1.0 |
| 15th FG | 15.0 | 21.0 | 6.0 | 3.0 | 25.0 | 7.0 | 1.0 | 3.0 | 1.0 | 1.0 | 3.0 | 1.0 | 3.0 | 1.0 |
| 16th FG | 15.0 | 21.0 | 6.0 | 3.0 | 25.0 | 7.0 | 1.0 | 3.0 | 1.0 | 1.0 | 3.0 | 1.0 | 3.0 | 1.0 |
| 17th FG | 15.0 | 21.0 | 6.0 | 3.0 | 25.0 | 7.0 | 1.0 | 3.0 | 1.0 | 1.0 | 3.0 | 1.0 | 3.0 | 1.0 |
| 18th FG | 15.0 | 21.0 | 6.0 | 3.0 | 25.0 | 7.0 | 1.0 | 3.0 | 1.0 | 1.0 | 3.0 | 1.0 | 3.0 | 1.0 |
| 19th FG | 15.0 | 21.0 | 6.0 | 3.0 | 25.0 | 7.0 | 1.0 | 3.0 | 1.0 | 1.0 | 3.0 | 1.0 | 3.0 | 1.0 |
| 20th FG | 15.0 | 21.0 | 6.0 | 3.0 | 25.0 | 7.0 | 1.0 | 3.0 | 1.0 | 1.0 | 3.0 | 1.0 | 3.0 | 1.0 |
| 21st FG | 15.0 | 21.0 | 6.0 | 3.0 | 25.0 | 7.0 | 1.0 | 3.0 | 1.0 | 1.0 | 3.0 | 1.0 | 3.0 | 1.0 |

Box - 45

| | Min. | Max. | FG | 3P | FT | Rebounds | FF | FO | TP | AS | TS | Blocks | BA | 9+ |
|--------------------|------|------|-----|-----|------|----------|-----|-----|-----|-----|-----|--------|-----|-----|
| Shooting By Period | | | | | | | | | | | | | | |
| 1st FG | 15.0 | 21.0 | 6.0 | 3.0 | 25.0 | 7.0 | 1.0 | 3.0 | 1.0 | 1.0 | 3.0 | 1.0 | 3.0 | 1.0 |
| 2nd FG | 15.0 | 21.0 | 6.0 | 3.0 | 25.0 | 7.0 | 1.0 | 3.0 | 1.0 | 1.0 | 3.0 | 1.0 | 3.0 | 1.0 |
| 3rd FG | 15.0 | 21.0 | 6.0 | 3.0 | 25.0 | 7.0 | 1.0 | 3.0 | 1.0 | 1.0 | 3.0 | 1.0 | 3.0 | 1.0 |
| 4th FG | 15.0 | 21.0 | 6.0 | 3.0 | 25.0 | 7.0 | 1.0 | 3.0 | 1.0 | 1.0 | 3.0 | 1.0 | 3.0 | 1.0 |
| 5th FG | 15.0 | 21.0 | 6.0 | 3.0 | 25.0 | 7.0 | 1.0 | 3.0 | 1.0 | 1.0 | 3.0 | 1.0 | 3.0 | 1.0 |
| 6th FG | 15.0 | 21.0 | 6.0 | 3.0 | 25.0 | 7.0 | 1.0 | 3.0 | 1.0 | 1.0 | 3.0 | 1.0 | 3.0 | 1.0 |
| 7th FG | 15.0 | 21.0 | 6.0 | 3.0 | 25.0 | 7.0 | 1.0 | 3.0 | 1.0 | 1.0 | 3.0 | 1.0 | 3.0 | 1.0 |
| 8th FG | 15.0 | 21.0 | 6.0 | 3.0 | 25.0 | 7.0 | 1.0 | 3.0 | 1.0 | 1.0 | 3.0 | 1.0 | 3.0 | 1.0 |
| 9th FG | 15.0 | 21.0 | 6.0 | 3.0 | 25.0 | 7.0 | 1.0 | 3.0 | 1.0 | 1.0 | 3.0 | 1.0 | 3.0 | 1.0 |
| 10th FG | 15.0 | 21.0 | 6.0 | 3.0 | 25.0 | 7.0 | 1.0 | 3.0 | 1.0 | 1.0 | 3.0 | 1.0 | 3.0 | 1.0 |
| 11th FG | 15.0 | 21.0 | 6.0 | 3.0 | 25.0 | 7.0 | 1.0 | 3.0 | 1.0 | 1.0 | 3.0 | 1.0 | 3.0 | 1.0 |
| 12th FG | 15.0 | 21.0 | 6.0 | 3.0 | 25.0 | 7.0 | 1.0 | 3.0 | 1.0 | 1.0 | 3.0 | 1.0 | 3.0 | 1.0 |
| 13th FG | 15.0 | 21.0 | 6.0 | 3.0 | 25.0 | 7.0 | 1.0 | 3.0 | 1.0 | 1.0 | 3.0 | 1.0 | 3.0 | 1.0 |
| 14th FG | 15.0 | 21.0 | 6.0 | 3.0 | 25.0 | 7.0 | 1.0 | 3.0 | 1.0 | 1.0 | 3.0 | 1.0 | 3.0 | 1.0 |
| 15th FG | 15.0 | 21.0 | 6.0 | 3.0 | 25.0 | 7.0 | 1.0 | 3.0 | 1.0 | 1.0 | 3.0 | 1.0 | 3.0 | 1.0 |
| 16th FG | 15.0 | 21.0 | 6.0 | 3.0 | 25.0 | 7.0 | 1.0 | 3.0 | 1.0 | 1.0 | 3.0 | 1.0 | 3.0 | 1.0 |
| 17th FG | 15.0 | 21.0 | 6.0 | 3.0 | 25.0 | 7.0 | 1.0 | 3.0 | 1.0 | 1.0 | 3.0 | 1.0 | 3.0 | 1.0 |
| 18th FG | 15.0 | 21.0 | 6.0 | 3.0 | 25.0 | 7.0 | 1.0 | 3.0 | 1.0 | 1.0 | 3.0 | 1.0 | 3.0 | 1.0 |
| 19th FG | 15.0 | 21.0 | 6.0 | 3.0 | 25.0 | 7.0 | 1.0 | 3.0 | 1.0 | 1.0 | 3.0 | 1.0 | 3.0 | 1.0 |
| 20th FG | 15.0 | 21.0 | 6.0 | 3.0 | 25.0 | 7.0 | 1.0 | 3.0 | 1.0 | 1.0 | 3.0 | 1.0 | 3.0 | 1.0 |
| 21st FG | 15.0 | 21.0 | 6.0 | 3.0 | 25.0 | 7.0 | 1.0 | 3.0 | 1.0 | 1.0 | 3.0 | 1.0 | 3.0 | 1.0 |

Box - 46

| | Min. | Max. | FG | 3P | FT | Rebounds | FF | FO | TP | AS | TS | Blocks | BA | 9+ |
|--------------------|------|------|-----|-----|------|----------|-----|-----|-----|-----|-----|--------|-----|-----|
| Shooting By Period | | | | | | | | | | | | | | |
| 1st FG | 15.0 | 21.0 | 6.0 | 3.0 | 25.0 | 7.0 | 1.0 | 3.0 | 1.0 | 1.0 | 3.0 | 1.0 | 3.0 | 1.0 |
| 2nd FG | 15.0 | 21.0 | 6.0 | 3.0 | 25.0 | 7.0 | 1.0 | 3.0 | 1.0 | 1.0 | 3.0 | 1.0 | 3.0 | 1.0 |
| 3rd FG | 15.0 | 21.0 | 6.0 | 3.0 | 25.0 | 7.0 | 1.0 | 3.0 | 1.0 | 1.0 | 3.0 | 1.0 | 3.0 | 1.0 |
| 4th FG | 15.0 | 21.0 | 6.0 | 3.0 | 25.0 | 7.0 | 1.0 | 3.0 | 1.0 | 1.0 | 3.0 | 1.0 | 3.0 | 1.0 |
| 5th FG | 15.0 | 21.0 | 6.0 | 3.0 | 25.0 | 7.0 | 1.0 | 3.0 | 1.0 | 1.0 | 3.0 | 1.0 | 3.0 | 1.0 |
| 6th FG | 15.0 | 21.0 | 6.0 | 3.0 | 25.0 | 7.0 | 1.0 | 3.0 | 1.0 | 1.0 | 3.0 | 1.0 | 3.0 | 1.0 |
| 7th FG | 15.0 | 21.0 | 6.0 | 3.0 | 25.0 | 7.0 | 1.0 | 3.0 | 1.0 | 1.0 | 3.0 | 1.0 | 3.0 | 1.0 |
| 8th FG | 15.0 | 21.0 | 6.0 | 3.0 | 25.0 | 7.0 | 1.0 | 3.0 | 1.0 | 1.0 | 3.0 | 1.0 | 3.0 | 1.0 |
| 9th FG | 15.0 | 21.0 | 6.0 | 3.0 | 25.0 | 7.0 | 1.0 | 3.0 | 1.0 | 1.0 | 3.0 | 1.0 | 3.0 | 1.0 |
| 10th FG | 15.0 | 21.0 | 6.0 | 3.0 | 25.0 | 7.0 | 1.0 | 3.0 | 1.0 | 1.0 | 3.0 | 1.0 | 3.0 | 1.0 |
| 11th FG | 15.0 | 21.0 | 6.0 | 3.0 | 25.0 | 7.0 | 1.0 | 3.0 | 1.0 | 1.0 | 3.0 | 1.0 | 3.0 | 1.0 |
| 12th FG | 15.0 | 21.0 | 6.0 | 3.0 | 25.0 | 7.0 | 1.0 | 3.0 | 1.0 | 1.0 | 3.0 | 1.0 | 3.0 | 1.0 |
| 13th FG | 15.0 | 21.0 | 6.0 | 3.0 | 25.0 | 7.0 | 1.0 | 3.0 | 1.0 | 1.0 | 3.0 | 1.0 | 3.0 | 1.0 |
| 14th FG | 15.0 | 21.0 | 6.0 | 3.0 | 25.0 | 7.0 | 1.0 | 3.0 | 1.0 | 1.0 | 3.0 | 1.0 | 3.0 | 1.0 |
| 15th FG | 15.0 | 21.0 | 6.0 | 3.0 | 25.0 | 7.0 | 1.0 | 3.0 | 1.0 | 1.0 | 3.0 | 1.0 | 3.0 | 1.0 |
| 16th FG | 15.0 | 21.0 | 6.0 | 3.0 | 25.0 | 7.0 | 1.0 | 3.0 | 1.0 | 1.0 | 3.0 | 1.0 | 3.0 | 1.0 |
| 17th FG | 15.0 | 21.0 | 6.0 | 3.0 | 25.0 | 7.0 | 1.0 | 3.0 | 1.0 | 1.0 | 3.0 | 1.0 | 3.0 | |

THE LAST TIME IN SOUTH CAROLINA BASKETBALL...

AN INDIVIDUAL ...

| | |
|---|---|
| Scored 20 or more points: | South Carolina: Meechie Johnson (20), vs. Winthrop (Dec. 19, 2023), in Columbia, S.C. Opponent: Taje' Kelly (22), Charleston Southern (Dec. 16, 2023), in Columbia, S.C. |
| Scored 30 or more points: | South Carolina: Gregory "GG" Jackson II (30) vs. No. 16/17 Auburn (Jan. 21, 2023) in Columbia, S.C. Opponent: Devontae Shuler (31), vs. Ole Miss (Feb. 13, 2021), in Columbia, S.C. |
| Scored 35 or more points: | South Carolina: Sindarius Thornwell (44) vs. Alabama (Feb. 7, 2017) in Columbia, S.C. Opponent: Emoni Bates (36), Eastern Michigan (Dec. 30, 2022), in Columbia, S.C. |
| Scored 40 or more points: | South Carolina: Sindarius Thornwell (44), vs. Alabama (Feb. 7, 2017) in Columbia, S.C. Opponent: Brandon Miller (41), No. 2/2 Alabama (Feb. 22, 2023) in Columbia, S.C. |
| Collected 20 or more rebounds: | South Carolina: Sindarius Thornwell (21), vs. Alabama (Feb. 7, 2017) in Columbia, S.C. Opponent: Ekpe Udoh (20), Baylor (Jan. 2, 2010) in Columbia, S.C. |
| Collected 15 or more rebounds: | South Carolina: Gregory "GG" Jackson II (16), vs. Western Kentucky (Dec. 22, 2022), in Columbia, S.C. Opponent: Henry Coleman III (15), Texas A&M (Jan. 29, 2022) in College Station, Texas |
| Made 12 or more field goals: | South Carolina: Jermaine Couisnard (12) vs. LSU (Feb. 19, 2022) in Columbia, S.C. Opponent: Brandon Miller (14), No. 2/2 Alabama (Feb. 22, 2023) in Columbia, S.C. |
| Made 10 or more field goals: | South Carolina: Gregory "GG" Jackson II (10), vs. Ole Miss (March 8, 2023), in Nashville, Tenn. Opponent: Taje' Kelly (11), Charleston Southern (Dec. 16, 2023), in Columbia, S.C. |
| Attempted 20 or more field goals: | South Carolina: Gregory "GG" Jackson II (20), vs. Ole Miss (March 8, 2023), in Nashville, Tenn. Opponent: Brandon Miller (25), No. 2/2 Alabama (Feb. 22, 2023) in Columbia, S.C. |
| Attempted 25 or more field goals: | South Carolina: Sindarius Thornwell (25), vs. Alabama (Feb. 7, 2017) in Columbia, S.C. Opponent: Brandon Miller (25), No. 2/2 Alabama (Feb. 22, 2023) in Columbia, S.C. |
| Dished 10 or more assists: | South Carolina: Jermaine Couisnard (10), vs. Miss. State (March 3, 2020) in Columbia, S.C. Opponent: Zakai Zeigler (11), No. 11/13 Tennessee (Feb. 25, 2023) in Knoxville, Tenn. |
| Swiped 5 or more steals: | South Carolina: Erik Stevenson (6), vs. Princeton (Nov. 12, 2021) in Asheville, N.C. Opponent: Myles Burns (6), Ole Miss (March 8, 2023), in Nashville, Tenn. |
| Blocked 5 or more shots: | South Carolina: Maik Kotsar (6), vs. North Greenville (Dec. 31, 2018) in Columbia, S.C. Opponent: Liam Robbins (6), Vanderbilt (Jan. 3, 2023), in Nashville, Tenn. |
| Made 5 or more 3-point field goals: | South Carolina: Meechie Johnson (6), at #24/20 Clemson (Dec. 6, 2023), in Clemson, S.C. Opponent: Amaree Abram (5), Ole Miss (March 8, 2023), in Nashville, Tenn. |
| Attempted 8 or more 3-point field goals: | South Carolina: Myles Stute (9), vs. Florida A&M (Jan. 3, 2023), in Columbia, S.C. Opponent: K.J. Doucet (10), Winthrop (Dec. 19, 2023), in Columbia, S.C. |
| Made 10 or more free throws: | South Carolina: Gregory "GG" Jackson II (11), at Miss. State (Feb. 28, 2023), in Starkville, Miss. Opponent: Kelton Telford (10), Winthrop (Dec. 19, 2023), in Columbia, S.C. |
| Attempted 15 or more free throws: | South Carolina: Chris Silva (16), vs. Georgia (March 9, 2019) in Columbia, S.C. Opponent: Kario Oquendo (10), Georgia (Jan. 28, 2023) in Athens, Ga. |
| Played all 40 minutes of regulation: | South Carolina: AJ Lawson, at LSU (Jan. 16, 2021) in Baton Rouge, La. Opponent: Hunter Cattoor, Virginia Tech (Nov. 10, 2023), in Charlotte, N.C. |
| A player hit a last-second shot (within 3 seconds) to win a game: | South Carolina: Chico Carter Jr. (10-foot transition jumper), vs. Clemson, (Nov. 11, 2022), in Columbia, S.C. Opponent: Brandon Miller (left-handed layup), No. 2/2 Alabama (Feb. 22, 2023) in Columbia, S.C. |
| A player had a double-double: | South Carolina: B.J. Mack (17 pts, 13 reb), vs. VMI (Nov. 13, 2023), in Columbia, S.C. Opponent: Ian Schieffelin (12 pts, 12 reb), #24/20 Clemson (Dec. 6, 2023), in Clemson, S.C. |
| Two or more players had a double-double: | South Carolina: Gregory "GG" Jackson II (20 pts, 10 reb) & Josh Gray (11 pts, 13 reb), at Florida (Jan. 25, 2023), in Gainesville, Fla. Opponent: Nicolas Claxton (13 pts, 10 reb) & Derek Ogbeide (11 pts, 10 reb), Georgia (March 9, 2019) in Columbia, S.C. |
| A player had a triple-double: | South Carolina: Sam Muldrow (16 points, 14 rebounds, 10 blocks) vs. Vanderbilt (Jan. 8, 2011) in Columbia, S.C. Opponent: Daniel Hackett (Southern California - 22 points, 10 rebounds, 10 assists) (Nov. 17, 2007) in Columbia, S.C. |
| *** Only second triple-double in South Carolina history (Chuck Eidson (25 points, 10 rebounds, 10 assists) vs. SC State (Nov. 29, 2002) in Columbia, S.C. | |
| Scored 30 or more points in back-to-back games: | South Carolina: Devan Downey, 30 vs. Kentucky (Jan. 26, 2010) in Columbia, S.C. 33 vs. Georgia (Jan. 30, 2010) in Columbia, S.C. |
| Scored 25 or more points in back-to-back games: | South Carolina: AJ Lawson, 25 vs. Florida A&M (Jan. 2, 2021) 30 vs. Texas A&M (Jan. 6, 2021) |

A TEAM ...

| | |
|---|---|
| Scored 100 or more points: | South Carolina: 105 vs. Army (Dec. 22, 2021) in Columbia, S.C. Opponent: 101, Arkansas (March 2, 2021) in Columbia, S.C. |
| Scored 50 points or less: | South Carolina: 45, at No. 11/13 Tennessee (Feb. 25, 2023) in Knoxville, Tenn. Opponent: 43, vs. Elon (Dec. 19, 2023), in Columbia, S.C.. |
| Scored 50 points in a half: | South Carolina: 61 (1st half), vs. Army (Dec. 22, 2021) in Columbia, S.C. Opponent: 50 (1st half), Texas A&M (Jan. 14, 2023), in Columbia, S.C. |
| Failed to score 25 points in a half: | South Carolina: 19 (2nd half), at No. 11/13 Tennessee (Feb. 25, 2023) in Knoxville, Tenn. Opponent: 21 (1st half), Florida A&M (Jan. 3, 2023), in Columbia, S.C. |

| | |
|--|--|
| Collected 50 or more rebounds: | South Carolina: 51, vs. Western Kentucky (Dec. 22, 2022), in Columbia, S.C. Opponent: 51, Clemson (Dec. 18, 2021) in Clemson, S.C. |
| Shot 60% or better from the field: | South Carolina: 60.0% (39-65), vs. High Point (March 15, 2016) in Columbia, S.C. Opponent: 69.6% (32-46) Missouri (Feb. 28, 2013) in Columbia, S.C. |
| Shot 50% or better from the field: | South Carolina: 50.0% (33-66), vs. George Washington (Dec. 1, 2023), in Columbia, S.C. Opponent: 50.0% (26-52), Virginia Tech (Nov. 10, 2023), in Charlotte, N.C.. |
| Shot less than 30% from the field: | South Carolina: 25.0% (12-48), vs. No. 8/9 Tennessee (Jan. 7, 2023), in Columbia, S.C. Opponent: 27.3% (15-55), Texas A&M (Feb. 8, 2020) in Columbia, S.C. |
| Shot 50% or better from 3-point range (at least 10 attempts): | South Carolina: 51.4% (18-35), vs. George Washington (Dec. 1, 2023), in Columbia, S.C. Opponent: 53.8% (7-13), Florida A&M (Jan. 3, 2023), in Columbia, S.C. |
| Shot 20% or less from 3-point range (at least 10 attempts): | South Carolina: 14.3% (2-14), vs. Georgia (March 4, 2023), in Columbia, S.C. Opponent: 14.3% (2-14), vs. Elon (Dec. 19, 2023), in Columbia, S.C. |
| Dished 20 or more assists: | South Carolina: 21, vs. Florida A&M (Jan. 3, 2023), in Columbia, S.C. Opponent: 29, No. 11/13 Tennessee (Feb. 25, 2023) in Knoxville, Tenn. |
| Made 35 or more shots: | South Carolina: 45, vs. Allen (Dec. 14, 2021) in Columbia, S.C. Opponent: 36, No. 11/13 Tennessee (Feb. 25, 2023) in Knoxville, Tenn.. |
| Attempted 80 or more shots: | South Carolina: 82, vs. No. 5/4 Kentucky, (Feb. 8, 2022) in Columbia, S.C. Opponent: 83, LSU (Feb. 10, 1996) in Columbia, S.C. |
| Attempted 70 or more shots: | South Carolina: 71, vs. VMI (Nov. 13, 2023), in Columbia, S.C. Opponent: 72, Army (Dec. 22, 2021) in Columbia, S.C. |
| Made 10 or more 3-pointers: | South Carolina: 10, vs. Florida A&M (Jan. 3, 2023), in Columbia, S.C. Opponent: 11, George Washington (Dec. 1, 2023), in Columbia, S.C. |
| Did not make a 3-pointer: | South Carolina: vs. USC Upstate (Nov. 6, 2018) in Columbia Opponent: Mississippi State (Feb. 23, 2022) in Columbia, S.C. |
| Attempted 30 or more 3-pointers: | South Carolina: 30, vs. Elon (Dec. 19, 2023), in Columbia, S.C. Opponent: 37, Vanderbilt (Feb. 14, 2023) in Columbia, S.C. |
| Attempted 25 or more 3-pointers: | South Carolina: 29, vs. Florida A&M (Jan. 3, 2023), in Columbia, S.C. Opponent: 27, No. 2/2 Alabama (Feb. 22, 2023) in Columbia, S.C. |
| Made 30 or more free throws: | South Carolina: 35, vs. Alabama (Feb. 7, 2017), in Columbia, S.C. Opponent: 34, Ole Miss (Feb. 13, 2021) in Columbia, S.C. |
| Attempted 40 or more free throws: | South Carolina: 50, vs. Alabama (Feb. 7, 2017) in Columbia, S.C. Opponent: 44, Ole Miss (Feb. 13, 2021) in Columbia, S.C. |
| Swiped 15 or more steals: | South Carolina: 15, at Georgia (Feb. 27, 2021) in Athens, Ga. Opponent: 15, Georgia (Jan. 28, 2023) in Athens, Ga. |
| Blocked 12 or more shots: | South Carolina: 12, vs. Coastal Carolina (Nov. 30, 2018) in Columbia, S.C. Opponent: 12, Florida (Feb. 3, 2021) in Gainesville, Fla. |
| Blocked 8 or more shots: | South Carolina: 8, vs. Army (Dec. 22, 2021) in Columbia, S.C. Opponent: 9, Florida (Jan. 25, 2023), in Gainesville, Fla. |
| Won by 30 or more points: | South Carolina: 32, vs. Florida A&M (Jan. 3, 2023), in Columbia, S.C. Opponent: 40, No. 11/13 Tennessee (Feb. 25, 2023) in Knoxville, Tenn. |
| Won by 20 or more points: | South Carolina: 27, vs. Elon (Dec. 19, 2023), in Columbia, S.C. Opponent: 21, Florida (Jan. 25, 2023), in Gainesville, Fla. |
| Played a single overtime game: | Win: 74-71, at Georgetown (Dec. 3, 2022), in Washington, D.C. Loss: 78-76, vs. No. 2/2 Alabama (Feb. 22, 2023) in Columbia, S.C. |
| Played a double overtime game: | Win: 87-85 vs. WKU (Nov. 27, 2010) in Bowling Green, Ky. Loss: 98-88 vs. Louisville (Feb. 20, 1988) in Columbia, S.C. |
| South Carolina played a No. 1 Team in the country: | Win: 68-62 vs. No. 1/1 Kentucky (Jan. 26, 2010) in Columbia, S.C. Loss: 85-73 loss to No. 1/1 Tennessee (Feb. 13, 2019) in Knoxville, Tenn. |
| South Carolina played a top-5 opponent: | Win: 68-62 vs. No. 1/1 Kentucky, (Jan. 26, 2010) in Columbia, S.C. Loss: 78-76 OT loss to No. 2/2 Alabama (Feb. 22, 2023) in Columbia, S.C. |
| South Carolina played a top-10 opponent: | Win: 81-78 win vs. No. 10/12 Kentucky (Jan. 15, 2020) in Columbia, S.C. Loss: 85-42 loss vs. No. 8/9 Tennessee (Jan. 7, 2023), in Columbia, S.C. |
| South Carolina played a top-25 opponent: | Win: 77-62 win at No. 22/23 Florida (Feb. 3, 2021) in Gainesville, Fla. Loss: 72-67 loss at #24/20 Clemson (Dec. 6, 2023), in Clemson, S.C. |
| South Carolina defeated a ranked opponent: | Home: 81-78 win vs. No. 10/12 Kentucky (Jan. 15, 2020) in Columbia, S.C. Away: 72-66 win at No.22/23 Florida (Feb. 3, 2021) in Gainesville, Fla. Neutral: 77-70 vs. No. 20/17 Florida (March 26, 2017) in New York City SEC Home: 81-78 win vs. No. 10/12 Kentucky (Jan. 15, 2020) in Columbia, S.C. SEC Away: 72-66 win at No.22/23 Florida (Feb. 3, 2021) in Gainesville, Fla. Non-conference away: 70-59 win at No. 9/7 Virginia (Dec. 22, 2019) in Charlottesville, Va. |
| South Carolina defeated a top-10 opponent: | Home: 81-78 win vs. No. 10/12 Kentucky (Jan. 15, 2020) in Columbia, S.C. Away: 70-59 win at No. 9/7 Virginia (Dec. 22, 2019) in Charlottesville, Va. Neutral: 88-81 win vs. No. 7/7 Duke (March 19, 2017) in Greenville, S.C. |
| A South Carolina win opened the season: | Home: 82-53 win vs. USC Upstate (Nov. 6, 2023), in Columbia, S.C. Away: 73-52 win at Wofford (Nov. 10, 2017) in Spartanburg, S.C. Neutral: 74-61 win vs. Chaminade (Nov. 19, 2001) in Maui, Hawaii (Maui Invite) |
| South Carolina opened SEC play: | Home: 85-42 loss vs. No. 8/9 Tennessee (Jan. 7, 2023), in Columbia, S.C. Away: 84-79 OT loss at Vanderbilt (Jan. 3, 2023), in Nashville, Tenn. |



EBRIMA DIBBA *Ee-BRIME-uh DEEB-ah*

RSr. • Guard • 6-5 • 214 • Bredäng, Sweden // Coastal Carolina

CAREER HIGHS

Single Game Highs

| Statistic | Value |
|--------------|---|
| Points | 19 vs Utah 11/21/19 |
| Rebounds | 10 vs Ga. Southern 02/21/21, vs App State 03/07/21, at South Alabama 03/28/22 |
| Assists | 12 vs ULM 12/30/21 |
| Steals | 6 vs Columbia Int'l 12/03/20 |
| Blocks | 1 7 times |
| FG Made | 7 4 times |
| FG Attempts | 15 at DePaul 03/27/19 |
| 3FG Made | 2 7 times |
| 3FG Attempts | 6 at DePaul 03/27/19 |
| FT Made | 9 vs Winthrop 12/04/21 |
| FT Attempts | 12 vs Winthrop 12/04/21 |

SUPERLATIVES

| | '23-24 | Career |
|--------------------------|--------|--------|
| Double-figure scoring | - | 39 |
| Double-figure rebounding | - | 3 |
| Double-figure assists | - | 5 |
| Double-double | - | 4 |
| 5+ assists | - | 1 |
| 2+ steals | - | 34 |
| Team high scoring | - | - |
| Team high rebounding | - | - |
| Team high assists | - | - |
| Team high steals | - | - |

includes led, or shared team high ; * Carolina ONLY



INSTAGRAM: @ebrimadibba_
TWITTER: @_EbrimaDibba

2023-24 GAME-BY-GAME

| Opponent | Date | GS | MIN | Total | | 3-Pointers | | Free throws | | Rebounds | | | | PF | A | TO | BLK | STL | PTS | AVG |
|---------------|------------|----------|--------------|------------|-------------|------------|-------------|-------------|-------------|----------|----------|----------|------------|----------|----------|----------|----------|----------|----------|------------|
| | | | | FG-FGA | PCT | 3FG-3FGA | PCT | FT-FTA | PCT | OFF | DEF | TOT | AVG | | | | | | | |
| USC Upstate | 11/06/2023 | | 02:49 | 0-1 | .000 | 0-0 | .000 | 0-0 | .000 | 0 | 0 | 0 | 0.0 | 1 | 1 | 1 | 0 | 0 | 0 | 0.0 |
| Totals | | 0 | 02:49 | 0-1 | .000 | 0-0 | .000 | 0-0 | .000 | 0 | 0 | 0 | 0.0 | 1 | 1 | 1 | 0 | 0 | 0 | 0.0 |

Player Averages

| Games Played | Minutes/ game | Points/ game | FG Pct | 3FG Pct | FT Pct | Rebounds/ game | Assists/ game | Turnovers/ game | Assist/Turnover ratio | Steals/ game | Blocks/ game |
|--------------|---------------|--------------|--------|---------|--------|----------------|---------------|-----------------|-----------------------|--------------|--------------|
| 1 | 2.8 | 0.0 | 0.0 | 0.0 | 0.0 | 0.0 | 1.0 | 1.0 | 1.0 | 0.0 | 0.0 |

PLAYER BIO

2023-24

• Experienced player who returns after suffering a season-ending achilles injury in summer workouts back in June of 2022

PRE-SOUTH CAROLINA

- Played 90 games at Coastal Carolina and started 87 games
- Averaged 8.2 points, 5.2 assists and 4.8 rebounds per game over his four seasons as a Chanticleer
- Scored 10 or more points in 39 games in a Coastal Carolina uniform
- Assisted on 10 or more made baskets in five games, two of which notched him a double-double
- Earned a points/assists double-double on Feb. 2, 2019, against Louisiana and on Dec. 6, 2021, against Mercer
- Collected 10 or more rebounds on three different occasions, two of which clinched a double-double
- Earned a points/rebounds double-double against Georgia Southern on Feb. 21, 2021, and against March 7, 2021, against Appalachian State
- Scored a career-high 19 points against Utah on Nov. 21, 2019 and made seven of his 11 field goal attempts
- Dished a career-high 12 assists against Louisiana-Monroe on Dec. 30, 2021
- Swiped multiple steals in 34 games, including grabbing a career-high six steals on Dec. 3, 2021, against Columbia International
- Was named to the 2021 Sun Belt Conference Commissioner's List ; was also named to the Coastal Carolina President's List in 2021 (4.0 GPA)

PERSONAL

- Son of
- Has two brothers and two sisters
- Sport & entertainment management major
- Diehard fan of Chelsea Football Club ; soccer is favorite sport other than basketball
- Close friends with Alexander Isak, striker for Newcastle United of the English Premier League
- Earliest basketball memory is playing with his big brother around 9-10 years old

CAREER STATS

| SEASON | TEAM | GP-GS | | MIN/AVG | | Field Goals | | 3-Point | | F-Throws | | Rebounds | | | | Scoring | | | | |
|----------------------|------|--------------|--|------------------|--|----------------|-------------|---------------|-------------|----------------|-------------|-----------|------------|------------|------------|--------------|------------|------------|----------|------------|
| | | | | | | FG-FGA | FG% | 3FG-3FGA | 3FG% | FT-FTA | FT% | OFF | DEF | TOT | AVG | PF-FO | A | TO | BLK | STL |
| 2018-19 | CCU | 26-24 | | 797/30.6 | | 74-163 | .454 | 13-43 | .302 | 60-78 | .769 | 9 | 98 | 107 | 4.1 | 48-0 | 123 | 67 | 4 | 34 |
| 2019-20 | CCU | 6-6 | | 183/30.5 | | 23-52 | .442 | 2-4 | .500 | 17-18 | .944 | 7 | 18 | 25 | 4.2 | 10-0 | 29 | 9 | 0 | 10 |
| 2020-21 | CCU | 26-26 | | 856/32.9 | | 70-160 | .438 | 11-37 | .297 | 45-60 | .750 | 21 | 124 | 145 | 5.6 | 42-0 | 143 | 78 | 3 | 40 |
| 2021-22 | CCU | 32-31 | | 1063/33.2 | | 85-185 | .459 | 11-31 | .355 | 77-96 | .802 | 19 | 133 | 152 | 4.8 | 55-1 | 173 | 92 | 0 | 45 |
| 2023-24 | USC | 1-0 | | 3/2.8 | | 0-1 | .000 | 0-0 | .000 | 0-0 | .000 | 0 | 0 | 0 | 0.0 | 1-0 | 1 | 1 | 0 | 0 |
| TOTAL FOR USC | | 1-0 | | 3/2.8 | | 0-1 | .000 | 0-0 | .000 | 0-0 | .000 | 0 | 0 | 0 | 0.0 | 1-0 | 1 | 1 | 0 | 0 |
| TOTAL | | 91-87 | | 2902/31.9 | | 252-561 | .449 | 37-115 | .322 | 199-252 | .790 | 56 | 373 | 429 | 4.7 | 156-1 | 469 | 247 | 7 | 129 |

1

JACOBI WRIGHT

Jr. • Guard • 6-2 • 182 • Fort Mill, S.C. // Legacy Early College (Greenville, S.C.)

CAREER HIGHS

Single Game Highs

| Statistic | Value |
|--------------|---|
| Points | 18 at LSU 02/18/23, vs Alabama 02/22/23 |
| Rebounds | 6 vs Georgetown 12/05/21, vs Eastern Mich. 12/30/22 |
| Assists | 6 vs Georgetown 12/05/21 |
| Steals | 2 9 times |
| Blocks | 1 vs Florida 01/15/22, vs Davidson 11/18/22, vs Elon 12/22/23 |
| FG Made | 7 vs Alabama 02/22/23 |
| FG Attempts | 12 vs USC Upstate 11/25/22 |
| 3FG Made | 5 at LSU 02/18/23 |
| 3FG Attempts | 8 at LSU 02/18/23 |
| FT Made | 5 vs Georgia 03/04/23 |
| FT Attempts | 8 vs Georgia 03/04/23 |

SUPERLATIVES

| | '23-24 | Career |
|-----------------------|--------|--------|
| Double-figure scoring | 2 | 13 |
| Double-figure assists | - | - |
| Double-double | - | - |
| 5+ assists | - | 1 |
| 2+ steals | 2 | 9 |
| Team high scoring | - | - |
| Team high rebounding | - | - |
| Team high assists | 2 | 20 |
| Team high steals | 5 | 11 |

includes led, or shared team high



INSTAGRAM: @_jacobi

TWITTER: @JacobiWright

TIKTOK: @_jacobiwright

2023-24 GAME-BY-GAME

| Opponent | Date | GS | MIN | Total | | 3-Pointers | | Free throws | | Rebounds | | | | PF | A | TO | BLK | STL | PTS | AVG |
|-------------------|------------|----------|---------------|--------------|-------------|-------------|-------------|--------------|-------------|----------|-----------|-----------|------------|-----------|-----------|-----------|----------|----------|-----------|------------|
| | | | | FG-FGA | PCT | 3FG-3FGA | PCT | FT-FTA | PCT | OFF | DEF | TOT | AVG | | | | | | | |
| USC Upstate | 11/06/2023 | | 20:49 | 4-7 | .571 | 1-1 | 1.000 | 0-0 | .000 | 1 | 2 | 3 | 3.0 | 1 | 2 | 1 | 0 | 0 | 9 | 9.0 |
| vs Virginia Tech | 11/10/2023 | | 22:13 | 4-7 | .571 | 1-2 | .500 | 3-3 | 1.000 | 0 | 1 | 1 | 2.0 | 2 | 0 | 2 | 0 | 1 | 12 | 10.5 |
| VMI | 11/13/2023 | | 25:29 | 3-7 | .429 | 2-2 | 1.000 | 1-2 | .500 | 0 | 3 | 3 | 2.3 | 2 | 2 | 1 | 0 | 1 | 9 | 10.0 |
| vs DePaul | 11/17/2023 | | 24:27 | 2-5 | .400 | 0-2 | .000 | 2-2 | 1.000 | 0 | 3 | 3 | 2.5 | 2 | 2 | 0 | 0 | 0 | 6 | 9.0 |
| vs Grand Canyon | 11/19/2023 | | 25:49 | 4-5 | .800 | 0-0 | .000 | 2-2 | 1.000 | 0 | 1 | 1 | 2.2 | 1 | 3 | 1 | 0 | 1 | 10 | 9.2 |
| Notre Dame | 11/28/2023 | | 26:14 | 1-5 | .200 | 1-2 | .500 | 4-4 | 1.000 | 1 | 0 | 1 | 2.0 | 1 | 2 | 1 | 0 | 1 | 7 | 8.8 |
| George Washington | 12/01/2023 | | 19:48 | 1-6 | .167 | 1-3 | .333 | 2-2 | 1.000 | 1 | 2 | 3 | 2.1 | 0 | 3 | 0 | 0 | 0 | 5 | 8.3 |
| at Clemson | 12/06/2023 | | 20:44 | 0-5 | .000 | 0-2 | .000 | 0-0 | .000 | 0 | 1 | 1 | 2.0 | 0 | 1 | 1 | 0 | 0 | 0 | 7.3 |
| at East Carolina | 12/09/2023 | | 19:21 | 0-4 | .000 | 0-4 | .000 | 0-0 | .000 | 1 | 2 | 3 | 2.1 | 0 | 3 | 1 | 0 | 0 | 0 | 6.4 |
| Charleston So. | 12/16/2023 | | 21:39 | 2-4 | .500 | 0-1 | .000 | 0-0 | .000 | 1 | 2 | 3 | 2.2 | 0 | 1 | 0 | 0 | 0 | 4 | 6.2 |
| Winthrop | 12/19/2023 | | 21:00 | 3-5 | .600 | 1-2 | .500 | 0-0 | .000 | 0 | 0 | 0 | 2.0 | 3 | 2 | 0 | 0 | 2 | 7 | 6.3 |
| Elon | 12/22/2023 | * | 27:01 | 4-9 | .444 | 0-4 | .000 | 2-2 | 1.000 | 0 | 3 | 3 | 2.1 | 2 | 3 | 1 | 1 | 2 | 10 | 6.6 |
| Florida A&M | 12/30/2023 | | 18:20 | 1-8 | .125 | 0-5 | .000 | 3-5 | .600 | 0 | 0 | 0 | 1.9 | 1 | 2 | 1 | 0 | 1 | 5 | 6.5 |
| Totals | | 1 | 292:54 | 29-77 | .377 | 7-30 | .233 | 19-22 | .864 | 5 | 20 | 25 | 1.9 | 15 | 26 | 12 | 1 | 9 | 84 | 6.5 |

Player Averages

| Games Played | Minutes/game | Points/game | FG Pct | 3FG Pct | FT Pct | Rebounds/game | Assists/game | Turnovers/game | Assist/Turnover ratio | Steals/game | Blocks/game |
|--------------|--------------|-------------|--------|---------|--------|---------------|--------------|----------------|-----------------------|-------------|-------------|
| 13 | 22.5 | 6.5 | 37.7 | 23.3 | 86.4 | 1.9 | 2.0 | 0.9 | 2.2 | 0.7 | 0.1 |

PLAYER BIO

AWARDS/HONORS

- SEC Academic Honor Roll – 2021-22, 2022-23
- SEC Community Service Team – 2022

2023-24

- Trio of double figure games this season ; team 3-0 when he scores 10+
- Made first start of season in place of injured Meechie Johnson in blowout win over Elon (Dec. 22) ; had 10 points, three assists and team-high two steals

CAREER HIGHLIGHTS

- Became key contributor in sophomore campaign, playing in 32 games with 15 starts including the final nine games of the season
- Averaged 7.3 points, 2.1 rebounds and 1.8 assists per game ; scored in double figures nine times and dished out three or more assists on 10 occasions
- Came off the bench in rivalry win vs. Clemson (Nov. 11) and had 10 points, four rebounds and two assists
- Had 13 points off the bench in overtime game at Georgia (Jan. 28) ; was his first career SEC game in double figures
- Led the team to a comeback victory on the road at Ole Miss (Feb. 11) with 17 points, five rebounds and four assists ; nailed a go-ahead corner 3 with 44 seconds remaining in the 64-61 victory
- Led the team to victory again on the road with a career-high 18 points at LSU (Feb. 18) ; went 5-of-8 from behind the arc, marking career highs in both categories
- Scored 18 points again the ensuing game vs. No. 2/2 Alabama (Feb. 22) ; went 7-of-10 from the field and 4-for-4 at the free throw line in the back-and-forth, overtime thriller
- Appeared in 31 games making nine starts in first season on campus in 2021-22
- Averaged 3.4 points, 1.8 assists and 1.6 rebounds per game

PERSONAL

- Son of Chris and Mikisha Wright ; has a younger sister, Kiana
- His advice to young people is "believe in yourself, or nobody else will, everyone's journey is different."
- Began playing basketball at the age of five
- Lists Devin Booker as his favorite professional basketball player
- A sport and entertainment management major

CAREER STATS

| SEASON | TEAM | GP-GS | MIN/AVG | Field Goals | | 3-Point | | F-Throws | | Rebounds | | | | Scoring | | | | | | |
|--------------|------|--------------|------------------|----------------|-------------|---------------|-------------|---------------|-------------|-----------|------------|------------|------------|--------------|------------|-----------|----------|-----------|------------|------------|
| | | | | FG-FGA | FG% | 3FG-3FGA | 3FG% | FT-FTA | FT% | OFF | DEF | TOT | AVG | PF-FO | A | TO | BLK | STL | PTS | AVG |
| 2021-22 | USC | 30-9 | 465/15.5 | 36-113 | .319 | 11-43 | .256 | 20-28 | .714 | 7 | 40 | 47 | 1.6 | 36-0 | 55 | 38 | 1 | 15 | 103 | 3.4 |
| 2022-23 | USC | 32-15 | 941/29.4 | 82-207 | .396 | 28-80 | .350 | 42-57 | .737 | 14 | 53 | 67 | 2.1 | 56-0 | 57 | 31 | 1 | 17 | 234 | 7.3 |
| 2023-24 | USC | 13-1 | 293/22.5 | 29-77 | .377 | 7-30 | .233 | 19-22 | .864 | 5 | 20 | 25 | 1.9 | 15-0 | 26 | 12 | 1 | 9 | 84 | 6.5 |
| TOTAL | | 75-25 | 1698/22.6 | 147-397 | .370 | 46-153 | .301 | 81-107 | .757 | 26 | 113 | 139 | 1.9 | 107-0 | 138 | 81 | 3 | 41 | 421 | 5.6 |

2

B.J. MACK

Gr. • Forward • 6-8 • 260 • Charlotte, N.C. // Wofford

CAREER HIGHS

Single Game Highs

| Statistic | Value |
|--------------|---|
| Points | 28 at Gardner-Webb 12/08/21, at UNC Greensboro 02/12/23 |
| Rebounds | 13 at Gardner-Webb 12/08/21, vs VMI 11/13/23 |
| Assists | 6 vs Hampton 11/19/21 |
| Steals | 3 at Chattanooga 01/25/23, vs VMI 11/13/23 |
| Blocks | 2 10 times |
| FG Made | 10 at Gardner-Webb 12/08/21, at ETSU 01/08/22 |
| FG Attempts | 20 at UNC Greensboro 02/12/23 |
| 3FG Made | 5 at UNC Greensboro 02/12/23 |
| 3FG Attempts | 8 4 times |
| FT Made | 9 vs Samford 01/28/23, vs Grand Canyon 11/19/23 |
| FT Attempts | 11 at Gardner-Webb 12/08/21 |

SUPERLATIVES

| | '23-24 | Career |
|--------------------------|--------|--------|
| Double-figure scoring | 9 | 70 |
| Double-figure rebounding | 1 | 8 |
| Double-double | 1 | 8 |
| 5+ assists | - | 3 |
| 2+ blocks | 3 | 10 |
| 3+ steals | 1 | 2 |
| Team high scoring | 3 | 3* |
| Team high rebounding | 3 | 3* |
| Team high assists | 1 | 1* |
| Team high blocks | 6 | 6* |

includes led, or shared team high ; * Carolina ONLY



INSTAGRAM: @thebjmack

TWITTER: @thebjmack33

TIKTOK: @thebjmack

2023-24 GAME-BY-GAME

| Opponent | Date | GS | MIN | Total | | 3-Pointers | | Free throws | | Rebounds | | | PF | A | TO | BLK | STL | PTS | AVG | | |
|-------------------|------------|----|-------|--------|--------|------------|-------|-------------|-------|----------|-----|-----|-----|-----|----|-----|-----|-----|-----|------|------|
| | | | | FG-FGA | PCT | 3FG-3FGA | PCT | FT-FTA | PCT | OFF | DEF | TOT | | | | | | | | AVG | |
| USC Upstate | 11/06/2023 | * | 20:02 | 4-9 | .444 | 3-6 | .500 | 2-2 | 1.000 | 1 | 2 | 3 | 3.0 | 3 | 1 | 2 | 1 | 0 | 13 | 13.0 | |
| vs Virginia Tech | 11/10/2023 | * | 25:46 | 9-16 | .563 | 1-4 | .250 | 0-1 | .000 | 1 | 5 | 6 | 4.5 | 3 | 1 | 1 | 0 | 0 | 19 | 16.0 | |
| VMI | 11/13/2023 | * | 28:52 | 5-11 | .455 | 1-3 | .333 | 6-7 | .857 | 6 | 7 | 13 | 7.3 | 0 | 0 | 0 | 1 | 3 | 17 | 16.3 | |
| vs DePaul | 11/17/2023 | * | 15:59 | 2-5 | .400 | 0-3 | .000 | 0-0 | .000 | 0 | 1 | 1 | 5.8 | 4 | 1 | 4 | 0 | 0 | 4 | 13.3 | |
| vs Grand Canyon | 11/19/2023 | * | 26:23 | 7-12 | .583 | 4-7 | .571 | 9-9 | 1.000 | 1 | 2 | 3 | 5.2 | 4 | 2 | 2 | 0 | 1 | 27 | 16.0 | |
| Notre Dame | 11/28/2023 | * | 26:49 | 6-15 | .400 | 1-5 | .200 | 4-5 | .800 | 1 | 3 | 4 | 5.0 | 2 | 2 | 0 | 0 | 1 | 17 | 16.2 | |
| George Washington | 12/01/2023 | * | 24:09 | 7-13 | .538 | 4-8 | .500 | 2-2 | 1.000 | 1 | 2 | 3 | 4.7 | 1 | 1 | 0 | 2 | 1 | 20 | 16.7 | |
| at Clemson | 12/06/2023 | * | 31:39 | 3-13 | .231 | 0-6 | .000 | 4-6 | .667 | 1 | 6 | 7 | 5.0 | 2 | 1 | 2 | 1 | 0 | 10 | 15.9 | |
| at East Carolina | 12/09/2023 | * | 27:42 | 4-11 | .364 | 1-4 | .250 | 4-7 | .571 | 1 | 7 | 8 | 5.3 | 4 | 2 | 0 | 1 | 0 | 13 | 15.6 | |
| Charleston So. | 12/16/2023 | * | 23:55 | 7-14 | .500 | 2-6 | .333 | 0-0 | .000 | 0 | 4 | 4 | 5.2 | 1 | 2 | 1 | 0 | 0 | 16 | 15.6 | |
| Winthrop | 12/19/2023 | * | 24:21 | 3-9 | .333 | 0-1 | .000 | 2-2 | 1.000 | 2 | 5 | 7 | 5.4 | 3 | 3 | 3 | 2 | 0 | 8 | 14.9 | |
| Elon | 12/22/2023 | * | 23:34 | 4-10 | .400 | 1-2 | .500 | 0-0 | .000 | 2 | 0 | 2 | 5.1 | 2 | 3 | 1 | 0 | 1 | 9 | 14.4 | |
| Florida A&M | 12/30/2023 | * | 18:38 | 3-3 | 1.000 | 1-1 | 1.000 | 2-2 | 1.000 | 0 | 5 | 5 | 5.1 | 1 | 0 | 0 | 2 | 1 | 9 | 14.0 | |
| Totals | | | 13 | 317:50 | 64-141 | .454 | 19-56 | .339 | 35-43 | .814 | 17 | 49 | 66 | 5.1 | 30 | 19 | 16 | 10 | 8 | 182 | 14.0 |

Player Averages

| Games Played | Minutes/game | Points/game | FG Pct | 3FG Pct | FT Pct | Rebounds/game | Assists/game | Turnovers/game | Assist/Turnover ratio | Steals/game | Blocks/game |
|--------------|--------------|-------------|--------|---------|--------|---------------|--------------|----------------|-----------------------|-------------|-------------|
| 13 | 24.4 | 14.0 | 45.4 | 33.9 | 81.4 | 5.1 | 1.5 | 1.2 | 1.2 | 0.6 | 0.8 |

PLAYER BIO

AWARDS/HONORS

- NABC First Team All-District (2022, 2023)
- First Team All-SoCon (2023)
- Second Team All-SoCon (2022)
- Arizona Tip-Off All-Tournament Team/MVP (2023)
- SoCon All-Tournament Team (2022)
- SoCon Academic Honor Roll (2022)

2023-24

- Had second 20 point game of season in blowout win over George Washington (Dec. 1) ; hit four 3s as team made school record 18 triples
- Named Arizona Tip-Off MVP after scoring 21 of his 27 points in the second half of the title game against Grand Canyon (Nov. 19) ; hit four 3s and went 9-for-9 at the FT line
- 17 points and 13 rebounds for 8th career double-double in 74-64 win over VMI (Nov. 13)
- Scored game-winning bucket with 20 sec. remaining in 79-77 win over Virginia Tech (Nov. 10) in the Hall of Fame Series at the Spectrum Center ; 15 of his 19 pts came in 2nd half

CAREER HIGHLIGHTS

- In 85 games played (69 starts) in three seasons at Wofford (2020-23), Mack averaged 14.1 points, 5.2 rebounds and 1.5 assists per game
- Started all 32 games in 2022-23 and averaged 16.6 points, 5.6 rebounds and 1.4 assists per game
- Started all 32 games again in 2021-22, averaging 16.5 points, 6.1 rebounds and 2.2 assists per game ; shot 53.6 percent (199-of-371) from the field and 44.8 percent from 3 (39-of-87)
- Owned a career 50.6 (443-of-876) field goal percentage for the Terriers
- A threat from behind the arc, shot 36.6 percent (108-of-225) from distance in his three seasons at Wofford
- Shot a career-best 44.8 percent (39-of-87) from 3-point territory as a junior in 2021-22 ; also a career 82.1 percent (211-of-257) free throw shooter
- Began his college career at USF in 2019-20 and averaged 2.1 points and 1.2 rebounds per game in limited action for the Bulls
- Chose the Gamecocks over offers from Alabama, Iowa, Arkansas, LSU, Vanderbilt, Florida and Ole Miss

PERSONAL

- Son of Brian and Larrietta Mack – has a younger sister, Briah
- Graduated with a degree in sociology and anthropology from Wofford
- Two of his uncles helped construct the safe rooms at The White House
- Favorite food is Chipotle and favorite movie is Rush Hour 3
- Dream car is Lamborghini Urus truck

CAREER STATS

| SEASON | TEAM | GP-GS | MIN/AVG | Field Goals FG-FGA FG% | 3-Point 3FG-3FGA 3FG% | F-Throws FT-FTA FT% | Rebounds OFF DEF TOT AVG | Scoring PF-FO A TO BLK STL PTS AVG |
|----------------------|------|---------------|------------------|---------------------------|--------------------------|------------------------|-----------------------------|---------------------------------------|
| 2019-20 | USF | 19-0 | 142/7.5 | 15-34 .441 | 3-14 .214 | 6-6 1.000 | 5 18 23 1.2 | 13-0 1 4 3 2 39 2.1 |
| 2020-21 | WOF | 21-5 | 374/17.8 | 53-117 .453 | 17-53 .321 | 19-22 .864 | 21 49 70 3.3 | 44-1 14 24 9 8 142 6.8 |
| 2021-22 | WOF | 32-32 | 917/28.7 | 199-371 .536 | 39-87 .448 | 90-110 .818 | 74 123 197 6.2 | 66-0 70 78 17 20 527 16.5 |
| 2022-23 | WOF | 32-32 | 996/31.1 | 191-388 .492 | 52-155 .335 | 96-119 .807 | 36 142 178 5.6 | 53-0 44 45 14 19 530 16.6 |
| 2023-24 | USC | 13-13 | 318/24.4 | 64-141 .454 | 19-56 .339 | 35-43 .814 | 17 49 66 5.1 | 30-0 19 16 10 8 182 14.0 |
| TOTAL FOR USC | | 13-13 | 318/24.4 | 64-141 .454 | 19-56 .339 | 35-43 .814 | 17 49 66 5.1 | 30-0 19 16 10 8 182 14.0 |
| TOTAL | | 117-82 | 2748/23.5 | 522-1051 .497 | 130-365 .356 | 246-300 .820 | 153 381 534 4.6 | 206-1 148 167 53 57 1420 12.1 |

4

STEPHEN CLARK

Gr. • Forward • 6-8 • 208 • Charlotte, N.C. // The Citadel

CAREER HIGHS

Single Game Highs

| Statistic | Value |
|--------------|--|
| Points | 28 vs Western Caro. 01/14/23 |
| Rebounds | 15 at South Carolina St. 11/28/21 |
| Assists | 8 5 times |
| Steals | 4 vs Furman 02/15/23 |
| Blocks | 6 at Western Caro. 01/05/22 |
| FG Made | 11 vs Presbyterian 11/10/22, vs IUPUI 11/25/22, vs ETSU 01/11/23 |
| FG Attempts | 20 vs Western Caro. 01/14/23 |
| 3FG Made | 2 5 times |
| 3FG Attempts | 5 vs VMI 02/02/23 |
| FT Made | 7 vs Western Caro. 01/14/23 |
| FT Attempts | 11 at Furman 01/04/23 |

SUPERLATIVES

| | '23-24 | Career |
|--------------------------|--------|--------|
| Double-figure scoring | 1 | 50 |
| Double-figure rebounding | - | 11 |
| Double-double | - | 11 |
| 5+ assists | - | 19 |
| 3+ steals | - | 8 |
| 2+ blocks | 2 | 58 |
| Team high scoring | - | - |
| Team high rebounding | 1 | 1* |
| Team high assists | - | - |
| Team high blocks | 8 | 8* |

includes led, or shared team high ; * Carolina ONLY



INSTAGRAM: @stephen_clark4

TWITTER: @stephen_clark1

2023-24 GAME-BY-GAME

| Opponent | Date | GS | MIN | Total FG-FGA | PCT | 3FG-3FGA | PCT | Free throws FT-FTA | PCT | Rebounds OFF DEF TOT | AVG | PF | A | TO | BLK | STL | PTS | AVG |
|-------------------|------------|-----------|---------------|--------------|-------------|------------|-------------|--------------------|-------------|----------------------|------------|-----------|-----------|----------|-----------|----------|-----------|------------|
| USC Upstate | 11/06/2023 | * | 14:53 | 2-4 | .500 | 0-0 | .000 | 0-0 | .000 | 0 2 2 | 2.0 | 2 | 2 | 4 | 1 | 0 | 4 | 4.0 |
| vs Virginia Tech | 11/10/2023 | * | 12:10 | 1-3 | .333 | 0-0 | .000 | 0-0 | .000 | 1 1 2 | 2.0 | 1 | 1 | 0 | 0 | 0 | 2 | 3.0 |
| VMI | 11/13/2023 | * | 11:56 | 3-6 | .500 | 1-2 | .500 | 0-0 | .000 | 0 2 2 | 2.0 | 3 | 1 | 1 | 1 | 0 | 7 | 4.3 |
| vs DePaul | 11/17/2023 | * | 11:16 | 1-1 | 1.000 | 0-0 | .000 | 0-0 | .000 | 0 2 2 | 2.0 | 2 | 2 | 0 | 1 | 0 | 2 | 3.8 |
| vs Grand Canyon | 11/19/2023 | * | 20:36 | 3-3 | 1.000 | 0-0 | .000 | 0-0 | .000 | 0 1 1 | 1.8 | 4 | 2 | 1 | 1 | 0 | 6 | 4.2 |
| Notre Dame | 11/28/2023 | * | 05:13 | 0-0 | .000 | 0-0 | .000 | 0-0 | .000 | 0 0 0 | 1.5 | 1 | 0 | 0 | 1 | 0 | 0 | 3.5 |
| George Washington | 12/01/2023 | * | 08:42 | 0-0 | .000 | 0-0 | .000 | 0-0 | .000 | 1 4 5 | 2.0 | 3 | 0 | 1 | 2 | 0 | 0 | 3.0 |
| at Clemson | 12/06/2023 | * | 16:29 | 3-5 | .600 | 1-2 | .500 | 3-3 | 1.000 | 1 4 5 | 2.4 | 3 | 0 | 1 | 1 | 1 | 10 | 3.9 |
| at East Carolina | 12/09/2023 | * | 14:12 | 0-3 | .000 | 0-1 | .000 | 1-2 | .500 | 0 1 1 | 2.2 | 4 | 2 | 0 | 3 | 0 | 1 | 3.6 |
| Charleston So. | 12/16/2023 | * | 10:52 | 1-1 | 1.000 | 0-0 | .000 | 0-0 | .000 | 1 1 2 | 2.2 | 0 | 1 | 1 | 0 | 0 | 2 | 3.4 |
| Winthrop | 12/19/2023 | * | 10:45 | 2-5 | .400 | 0-0 | .000 | 0-0 | .000 | 1 1 2 | 2.2 | 1 | 0 | 0 | 1 | 0 | 4 | 3.5 |
| Elon | 12/22/2023 | * | 10:54 | 1-4 | .250 | 0-0 | .000 | 1-2 | .500 | 1 2 3 | 2.3 | 0 | 0 | 0 | 0 | 0 | 3 | 3.4 |
| Florida A&M | 12/30/2023 | * | 19:28 | 2-3 | .667 | 0-0 | .000 | 0-0 | .000 | 2 7 9 | 2.8 | 1 | 4 | 0 | 1 | 0 | 4 | 3.5 |
| Totals | | 13 | 167:25 | 19-38 | .500 | 2-5 | .400 | 5-7 | .714 | 8 28 36 | 2.8 | 25 | 15 | 9 | 13 | 1 | 45 | 3.5 |

Player Averages

| Games Played | Minutes/ game | Points/ game | FG Pct | 3FG Pct | FT Pct | Rebounds/ game | Assists/ game | Turnovers/ game | Assist/Turnover ratio | Steals/ game | Blocks/ game |
|--------------|---------------|--------------|--------|---------|--------|----------------|---------------|-----------------|-----------------------|--------------|--------------|
| 13 | 12.9 | 3.5 | 50.0 | 40.0 | 71.4 | 2.8 | 1.2 | 0.7 | 1.7 | 0.1 | 1.0 |

PLAYER BIO

AWARDS/HONORS

- SoCon Honor Roll (2019-20)

2023-24

- Has had a block in every game except for one this season
- Had season-high two blocks in blowout win over George Washington (Dec. 1) ; was his 57th career game with 2 or more blocks

CAREER HIGHLIGHTS

- Played in 109 games, making 88 starts in four seasons at The Citadel (2019-23) ; had 48 career games in double figures
- Averaged 9.5 points, 5.1 rebounds, 2.6 assists and 1.8 blocks per game
- Scored 1,038 career points for the Bulldogs
- Shot 52.1 percent from the field for his career (428-of-821)
- Had the best season of his career as a senior in 2022-23, averaging 16.3 points, 6.5 rebounds, 2.8 assists and 1.8 blocks per game
- Logged 10, 20-point performances in final season in Charleston ; scored career-high 28 points in a 65-51 win over Western Carolina (1/14/23)
- Averaged 9.7 points, 6.1 rebounds, 3.6 assists and 2.4 blocks per game as a junior in 2021-22 ; shot 53.9 percent from the floor (125-of-232)

PERSONAL

- Son of Drew and Missy Clark
- Graduated from The Citadel with a degree in mechanical engineering
- Favorite pregame meal is steak and potatoes
- Winning is what motivates him
- His biggest red flag in a person is if they are on social media too much

CAREER STATS

| SEASON | TEAM | GP-GS | MIN/AVG | Field Goals FG-FGA | FG% | 3-Point 3FG-3FGA | 3FG% | F-Throws FT-FTA | FT% | Rebounds OFF DEF TOT | AVG | PF-FO | A | TO | BLK | STL | PTS | AVG |
|----------------------|------|----------------|------------------|--------------------|-------------|------------------|-------------|-----------------|-------------|----------------------|------------|---------------|------------|------------|------------|-----------|-------------|------------|
| 2019-20 | Cit | 21-7 | 326/15.5 | 31-62 | .500 | 3-19 | .158 | 4-8 | .500 | 11 29 40 | 1.9 | 27-0 | 23 | 24 | 16 | 8 | 69 | 3.3 |
| 2020-21 | Cit | 25-18 | 584/23.4 | 62-100 | .620 | 2-12 | .167 | 22-41 | .537 | 30 86 116 | 4.6 | 49-0 | 53 | 41 | 46 | 19 | 148 | 5.9 |
| 2021-22 | Cit | 31-31 | 981/31.6 | 125-232 | .539 | 10-35 | .286 | 40-73 | .548 | 41 147 188 | 6.1 | 96-4 | 112 | 72 | 75 | 19 | 300 | 9.7 |
| 2022-23 | Cit | 32-32 | 1106/34.6 | 210-427 | .492 | 11-49 | .224 | 90-134 | .672 | 49 160 209 | 6.5 | 80-6 | 91 | 94 | 58 | 29 | 521 | 16.3 |
| 2023-24 | USC | 13-13 | 167/12.9 | 19-38 | .500 | 2-5 | .400 | 5-7 | .714 | 8 28 36 | 2.8 | 25-0 | 15 | 9 | 13 | 1 | 45 | 3.5 |
| TOTAL FOR USC | | 13-13 | 167/12.9 | 19-38 | .500 | 2-5 | .400 | 5-7 | .714 | 8 28 36 | 2.8 | 25-0 | 15 | 9 | 13 | 1 | 45 | 3.5 |
| TOTAL | | 122-101 | 3165/25.9 | 447-859 | .520 | 28-120 | .233 | 161-263 | .612 | 139 450 589 | 4.8 | 277-10 | 294 | 240 | 208 | 76 | 1083 | 8.9 |

5

MEECHIE JOHNSON

Jr. • Guard • 6-2 • 184 • Cleveland, Ohio // Ohio State

CAREER HIGHS

Single Game Highs

| Statistic | Value |
|--------------|---|
| Points | 29 vs Notre Dame 11/28/23 |
| Rebounds | 8 vs George Washington 12/01/23 |
| Assists | 8 at Georgetown 12/03/22 |
| Steals | 4 vs Bowling Green 11/15/21 |
| Blocks | 1 7 times |
| FG Made | 9 at Kentucky 01/10/23, vs Notre Dame 11/28/23, vs George Washington 12/01/23 |
| FG Attempts | 18 vs Alabama 02/22/23 |
| 3FG Made | 6 vs Western Ky. 12/22/22, at Kentucky 01/10/23, at Clemson 12/06/23 |
| 3FG Attempts | 11 vs Western Ky. 12/22/22 |
| FT Made | 8 vs Georgia 03/04/23, vs Winthrop 12/19/23 |
| FT Attempts | 11 vs Georgia 03/04/23, vs DePaul 11/17/23 |

SUPERLATIVES

| | '23-24 | Career |
|-----------------------|--------|--------|
| Double-figure scoring | 11 | 33 |
| Double-figure assists | - | - |
| Double-double | - | - |
| 5+ assists | 2 | 10 |
| 3+ steals | 1 | 3 |
| Team high scoring | 7 | 14* |
| Team high rebounding | 4 | 5* |
| Team high assists | 3 | 22* |
| Team high steals | 4 | 13* |

includes led, or shared team high ; * Carolina ONLY



INSTAGRAM: @meechie.1

TWITTER: @MeechieJohnson0

TIKTOK: @meechie.1

2023-24 GAME-BY-GAME

| Opponent | Date | GS | Total | | | 3-Pointers | | Free throws | | Rebounds | | | PF | A | TO | BLK | STL | PTS | AVG | | |
|-------------------|------------|----|-------|--------|--------|------------|-------|-------------|-------|----------|-----|-----|-----|-----|----|-----|-----|-----|-----|------|------|
| | | | FG | FA | PCT | 3FG | 3FGA | PCT | FT | FTA | PCT | OFF | | | | | | | | DEF | TOT |
| USC Upstate | 11/06/2023 | * | 25:03 | 4-5 | .800 | 2-2 | 1.000 | 5-8 | .625 | 0 | 5 | 5 | 5.0 | 3 | 3 | 2 | 0 | 1 | 15 | 15.0 | |
| vs Virginia Tech | 11/10/2023 | * | 28:40 | 4-8 | .500 | 1-4 | .250 | 2-2 | 1.000 | 0 | 4 | 4 | 4.5 | 1 | 5 | 4 | 0 | 0 | 11 | 13.0 | |
| VMI | 11/13/2023 | * | 22:39 | 4-16 | .250 | 1-6 | .167 | 4-7 | .571 | 1 | 1 | 2 | 3.7 | 1 | 0 | 1 | 0 | 1 | 13 | 13.0 | |
| vs DePaul | 11/17/2023 | * | 28:47 | 8-16 | .500 | 1-7 | .143 | 7-11 | .636 | 2 | 3 | 5 | 4.0 | 5 | 1 | 1 | 0 | 2 | 24 | 15.8 | |
| vs Grand Canyon | 11/19/2023 | * | 31:31 | 4-10 | .400 | 1-3 | .333 | 0-0 | .000 | 0 | 6 | 6 | 4.4 | 2 | 2 | 3 | 0 | 0 | 9 | 14.4 | |
| Notre Dame | 11/28/2023 | * | 34:55 | 9-15 | .600 | 4-9 | .444 | 7-8 | .875 | 0 | 5 | 5 | 4.5 | 4 | 1 | 1 | 0 | 1 | 29 | 16.8 | |
| George Washington | 12/01/2023 | * | 28:14 | 9-16 | .563 | 5-7 | .714 | 1-1 | 1.000 | 1 | 7 | 8 | 5.0 | 1 | 0 | 0 | 1 | 1 | 24 | 17.9 | |
| at Clemson | 12/06/2023 | * | 29:57 | 8-16 | .500 | 6-10 | .600 | 4-4 | 1.000 | 2 | 1 | 3 | 4.8 | 1 | 4 | 1 | 0 | 3 | 26 | 18.9 | |
| at East Carolina | 12/09/2023 | * | 27:28 | 5-8 | .625 | 1-4 | .250 | 4-4 | 1.000 | 0 | 1 | 1 | 4.3 | 2 | 2 | 2 | 0 | 1 | 15 | 18.4 | |
| Charleston So. | 12/16/2023 | * | 24:54 | 4-16 | .250 | 2-8 | .250 | 5-5 | 1.000 | 2 | 4 | 6 | 4.5 | 1 | 2 | 0 | 0 | 0 | 15 | 18.1 | |
| Winthrop | 12/19/2023 | * | 33:21 | 6-16 | .375 | 0-5 | .000 | 8-8 | 1.000 | 0 | 2 | 2 | 4.3 | 2 | 5 | 0 | 0 | 1 | 20 | 18.3 | |
| Florida A&M | 12/30/2023 | * | 22:05 | 3-12 | .250 | 1-5 | .200 | 4-4 | 1.000 | 2 | 0 | 2 | 4.1 | 1 | 6 | 3 | 1 | 0 | 11 | 17.7 | |
| Totals | | | 12 | 337:35 | 68-154 | .442 | 25-70 | .357 | 51-62 | .823 | 10 | 39 | 49 | 4.1 | 24 | 31 | 18 | 2 | 11 | 212 | 17.7 |

Player Averages

| Games Played | Minutes/game | Points/game | FG Pct | 3FG Pct | FT Pct | Rebounds/game | Assists/game | Turnovers/game | Assist/Turnover ratio | Steals/game | Blocks/game |
|--------------|--------------|-------------|--------|---------|--------|---------------|--------------|----------------|-----------------------|-------------|-------------|
| 12 | 28.1 | 17.7 | 44.2 | 35.7 | 82.3 | 4.1 | 2.6 | 1.5 | 1.7 | 0.9 | 0.2 |

PLAYER BIO

AWARDS/HONORS

- SEC Academic Honor Roll – 2022-23
- Big Ten Academic Honor Roll – 2021-22

2023-24

- Missed first game of season against Elon (Dec. 22) with right knee injury
- Double-figures in 10 of 11 games to start the season with a team-leading five games with 20 or more points ; team is 7-2 last two seasons when he scores 20 or more
- His 45.8 percent FG percentage is a career-high so far this season
- Has made 27-straight FTs dating back to end of win over ND (Nov. 28)
- Led team with 20 points in win over Winthrop (Dec. 19)
- Had game-high 26 points at No. 24/20 Clemson (Dec. 6)
- Led team with 24 points in blowout win over George Washington (Dec. 1) ; hit five 3s as team made school record 18 triples ; also led the team with eight rebounds in the game
- Had career-high 29 points in ACC/SEC Challenge win over Notre Dame (Nov. 28) ; hit four 3s in the game

CAREER HIGHLIGHTS

- Played in 30 games, making 29 starts in first season on campus in 2022-23 ; was team's second leading scorer, averaging 12.7 points per game ; led the Gamecocks averaging 3.6 assists per contest, which ranked eighth in the SEC
- Scored in double figures 20 times with four 20-point performances (team 3-1 in those games) ; had 15 games with four or more assists
- Only player on the team to start all 18 SEC games and led the team in scoring (13.7 ppg) and assists (3.5 apg)
- Shot 32.7 percent (70-of-214) and was one of eight players in the SEC to make 70 3s on the year ; had 11 games with three or more makes from behind the arc
- Led the team with a 76.3 percent (58-of-76) clip at the free throw line ; was 44-of-50 (88.0 percent) at the line in SEC play
- After a slow start to the year, burst onto the scene with 17 points, eight assists and seven rebounds in a come-back road win in overtime at Georgetown (12/3/22) ; hit the game-winning 3 with 25.9 seconds to go as Carolina prevailed, 74-71 ; would go on to score in double-figures nine straight games
- Had 25 points and six rebounds in a victory over Western Kentucky (12/22/22) ; knocked down a career-high six 3s
- Scored then career-high 26 points to lead the team to a 71-68, wire-to-wire victory at Kentucky (1/10/23) ; went 9-of-16 from the field and knocked down six triples again ; also had six rebounds and six assists ; became the first Gamecock since All-American Sindarius Thornwell (in 2017) with 25, five and five in a game ; was the team's first win at Rupp Arena since 2009 and snapped a 28-game home win streak

PERSONAL

- Son of Meechie Johnson Sr. and Mannuella Cooper
- Full name is Demterius Johnson but goes by Meechie
- Enjoys spending time with family and attending church
- Has 93.4K followers on TikTok
- Enjoys spending time with his Golden Doodle, Nemo

CAREER STATS

| SEASON | TEAM | GP-GS | MIN/AVG | Field Goals | | 3-Point | | F-Throws | | Rebounds | | | | Scoring | | | |
|----------------------|------|--------------|------------------|----------------|-------------|----------------|-------------|----------------|-------------|-----------|------------|------------|------------|--------------|------------|------------|-------------|
| | | | | FG-FGA | FG% | 3FG-3FGA | 3FG% | FT-FTA | FT% | OFF | DEF | TOT | AVG | PF-FO | A | TO | BLK/STL |
| 2020-21 | OSU | 17-0 | 100/5.9 | 7-18 | .389 | 6-12 | .500 | 1-6 | .167 | 1 | 6 | 7 | 0.4 | 6-0 | 3 | 5 | 1 3 |
| 2021-22 | OSU | 26-5 | 461/17.7 | 37-120 | .308 | 27-84 | .321 | 14-19 | .737 | 8 | 32 | 40 | 1.5 | 40-0 | 31 | 35 | 3 17 |
| 2022-23 | USC | 30-29 | 999/33.3 | 126-349 | .361 | 70-214 | .327 | 58-76 | .763 | 19 | 91 | 110 | 3.7 | 52-1 | 109 | 72 | 1 22 |
| 2023-24 | USC | 12-12 | 338/28.1 | 68-154 | .442 | 25-70 | .357 | 51-62 | .823 | 10 | 39 | 49 | 4.1 | 24-1 | 31 | 18 | 2 11 |
| TOTAL FOR USC | | 42-41 | 1337/31.8 | 194-503 | .386 | 95-284 | .335 | 109-138 | .790 | 29 | 130 | 159 | 3.8 | 76-2 | 140 | 90 | 3 33 |
| TOTAL | | 85-46 | 1898/22.3 | 238-641 | .371 | 128-380 | .337 | 124-163 | .761 | 38 | 168 | 206 | 2.4 | 122-2 | 174 | 130 | 7 53 |

CAREER HIGHS

Single Game Highs

| Statistic | Value |
|--------------|--|
| Points | 22 at Texas A&M 01/28/23 |
| Rebounds | 11 vs Southern Miss. 11/11/22 |
| Assists | 3 vs Arkansas 01/14/23, vs VMI 11/13/23, vs George Washington 12/01/23 |
| Steals | 4 vs Winthrop 11/20/21 |
| Blocks | 2 vs Mississippi Val. 11/29/21 |
| FG Made | 7 4 times |
| FG Attempts | 15 at Texas A&M 01/28/23 |
| 3FG Made | 7 at Temple 11/15/22, at Texas A&M 01/28/23 |
| 3FG Attempts | 14 at Texas A&M 01/28/23 |
| FT Made | 8 vs Arkansas 01/14/23 |
| FT Attempts | 8 vs South Carolina 01/08/22, vs Arkansas 01/14/23, vs VMI 11/13/23 |

SUPERLATIVES

| | '23-24 | Career |
|--------------------------|--------|--------|
| Double-figure scoring | 9 | 39 |
| Double-figure rebounding | - | 1 |
| Double-figure assists | - | - |
| Double-double | - | 1 |
| 5+ assists | - | - |
| 3+ steals | - | 2 |
| Team high scoring | 2 | 2* |
| Team high rebounding | 1 | 1* |
| Team high assists | - | - |
| Team high steals | 2 | 2* |

includes led, or shared team high ; * Carolina ONLY



INSTAGRAM: @mylesxstute
TWITTER: @mylesxstute
TIKTOK: @mylesxstute

2023-24 GAME-BY-GAME

| Opponent | Date | GS | MIN | Total | | 3-Pointers | | Free throws | | Rebounds | | | PF | A | TO | BLK | STL | PTS | AVG | | |
|-------------------|------------|----|-------|--------|--------|------------|-------|-------------|-------|----------|-----|-----|-----|-----|----|-----|-----|-----|-----|------|------|
| | | | | FG-FGA | PCT | 3FG-3FGA | PCT | FT-FTA | PCT | OFF | DEF | TOT | | | | | | | | AVG | |
| USC Upstate | 11/06/2023 | * | 19:33 | 4-7 | .571 | 2-3 | .667 | 0-0 | .000 | 2 | 4 | 6 | 6.0 | 2 | 1 | 1 | 0 | 2 | 10 | 10.0 | |
| vs Virginia Tech | 11/10/2023 | * | 34:36 | 7-11 | .636 | 5-6 | .833 | 2-2 | 1.000 | 3 | 2 | 5 | 5.5 | 3 | 0 | 1 | 0 | 0 | 21 | 15.5 | |
| VMI | 11/13/2023 | * | 28:01 | 2-7 | .286 | 1-4 | .250 | 5-8 | .625 | 2 | 3 | 5 | 5.3 | 0 | 3 | 1 | 1 | 1 | 10 | 13.7 | |
| vs DePaul | 11/17/2023 | * | 29:36 | 3-7 | .429 | 1-3 | .333 | 0-0 | .000 | 0 | 5 | 5 | 5.3 | 1 | 1 | 2 | 0 | 0 | 7 | 12.0 | |
| vs Grand Canyon | 11/19/2023 | * | 25:08 | 5-9 | .556 | 1-4 | .250 | 1-2 | .500 | 0 | 2 | 2 | 4.6 | 4 | 1 | 0 | 0 | 1 | 12 | 12.0 | |
| Notre Dame | 11/28/2023 | * | 16:39 | 0-5 | .000 | 0-4 | .000 | 1-4 | .250 | 1 | 0 | 1 | 4.0 | 2 | 0 | 2 | 1 | 0 | 1 | 10.2 | |
| George Washington | 12/01/2023 | * | 29:30 | 5-11 | .455 | 1-4 | .250 | 0-0 | .000 | 2 | 2 | 4 | 4.0 | 1 | 3 | 0 | 0 | 1 | 11 | 10.3 | |
| at Clemson | 12/06/2023 | * | 24:18 | 1-8 | .125 | 1-5 | .200 | 1-2 | .500 | 0 | 4 | 4 | 4.0 | 3 | 2 | 1 | 0 | 1 | 4 | 9.5 | |
| at East Carolina | 12/09/2023 | * | 27:15 | 5-9 | .556 | 3-5 | .600 | 2-3 | .667 | 2 | 1 | 3 | 3.9 | 2 | 1 | 2 | 0 | 0 | 15 | 10.1 | |
| Charleston So. | 12/16/2023 | * | 23:37 | 3-6 | .500 | 1-3 | .333 | 0-0 | .000 | 1 | 1 | 2 | 3.7 | 1 | 1 | 1 | 0 | 1 | 7 | 9.8 | |
| Winthrop | 12/19/2023 | * | 28:36 | 4-9 | .444 | 2-5 | .400 | 0-0 | .000 | 3 | 2 | 5 | 3.8 | 4 | 2 | 3 | 0 | 1 | 10 | 9.8 | |
| Elon | 12/22/2023 | * | 27:48 | 5-13 | .385 | 3-9 | .333 | 1-1 | 1.000 | 0 | 8 | 8 | 4.2 | 2 | 1 | 2 | 0 | 1 | 14 | 10.2 | |
| Florida A&M | 12/30/2023 | * | 24:44 | 5-10 | .500 | 4-9 | .444 | 2-2 | 1.000 | 2 | 0 | 2 | 4.0 | 0 | 1 | 1 | 0 | 1 | 16 | 10.6 | |
| Totals | | | 13 | 339:21 | 49-112 | .438 | 25-64 | .391 | 15-24 | .625 | 18 | 34 | 52 | 4.0 | 25 | 17 | 17 | 2 | 10 | 138 | 10.6 |

Player Averages

| Games Played | Minutes/game | Points/game | FG Pct | 3FG Pct | FT Pct | Rebounds/game | Assists/game | Turnovers/game | Assist/Turnover ratio | Steals/game | Blocks/game |
|--------------|--------------|-------------|--------|---------|--------|---------------|--------------|----------------|-----------------------|-------------|-------------|
| 13 | 26.1 | 10.6 | 43.8 | 39.1 | 62.5 | 4.0 | 1.3 | 1.3 | 1.0 | 0.8 | 0.2 |

PLAYER BIO

AWARDS/HONORS

• SEC Academic Honor Roll – 2022-23

2023-24

- Double-figures in eight of 12 games to start the season ; team is 8-0 when he scores 10+
- Has a trio of games with three or more treys
- After tough shooting start, bounced back with 14 points (all in second half) in blowout win over Elon (Dec. 22) ; also had team-high eight rebounds in the game
- Tied for team lead with 15 points in 68-62 road win at ECU (Dec. 9), hitting a trio of 3s
- Led team with 21 points in 79-77 win over Virginia Tech (Nov. 10) in the Hall of Fame Series at the Spectrum Center ; went 5-of-6 from downtown in the game

CAREER HIGHLIGHTS

- Played in 91 games in three seasons at Vanderbilt (2020-23), making 59 starts
- Averaged 7.4 points and 3.7 rebounds per game in 22.6 minutes per contest
- Logged the best season of his career to date in 2022-23, averaging 8.4 points and 4.6 rebounds in 34 games (26 starts) ; his 74 made 3s were T-6th most in the league with Kentucky's Antonio Reeves
- Scored in double figures 14 times during the 2022-23 season with three 20-point performances ; made 3 or more 3s on 14 occasions as will and had two games where he knocked down seven 3s: at Temple (11/15/22) and at Texas A&M (1/28/23)
- Was 78-of-183 from deep as a junior in 2021-22, leading the SEC in 3-point field goal percentage
- He averaged 8.3 points and 3.7 rebounds and tied the single-season school record for games played at 36 ; was one of just two players on the team to play in all 36 contests

PERSONAL

- Son of Natalie and Will Stute ; has an older brother, Kai, and two younger brothers: Malik and Malcom
- Mother was a bowler at Florida A&M and grandfather, Melvin Henderson, played football at Minnesota
- Born in Minneapolis, Minn.
- Has close bond with former Gamecock point guard and fellow D.C. native, Tre' Kelley (2003-07)
- Go-to food spot is Chipotle and always orders a bowl
- Played bass cello growing up and first job was a custodian at the neighborhood barbershop when he was 11-years-old

CAREER STATS

| | | | | Field Goals | | 3-Point | | F-Throws | | Rebounds | | | | | | | | | | Scoring | |
|---------------|-------|--------|-----------|-------------|------|----------|------|----------|------|----------|-----|-----|-----|-------|----|-----|-----|-----|-----|---------|--|
| SEASON | TEAM | GP-GS | MIN/AVG | FG-FGA | FG% | 3FG-3FGA | 3FG% | FT-FTA | FT% | OFF | DEF | TOT | AVG | PF-FO | A | TO | BLK | STL | PTS | AVG | |
| 2020-21 | Vandy | 21-3 | 315/15.0 | 22-76 | .289 | 18-63 | .286 | 19-25 | .760 | 12 | 37 | 49 | 2.3 | 25-0 | 11 | 17 | 2 | 6 | 81 | 3.9 | |
| 2021-22 | Vandy | 36-30 | 865/24.0 | 99-221 | .448 | 79-183 | .432 | 29-42 | .690 | 27 | 105 | 132 | 3.7 | 85-1 | 13 | 25 | 10 | 24 | 306 | 8.5 | |
| 2022-23 | Vandy | 34-26 | 874/25.7 | 93-268 | .347 | 74-205 | .361 | 24-36 | .667 | 29 | 127 | 156 | 4.6 | 79-1 | 19 | 45 | 4 | 19 | 284 | 8.4 | |
| 2023-24 | USC | 13-13 | 339/26.1 | 49-112 | .438 | 25-64 | .391 | 15-24 | .625 | 18 | 34 | 52 | 4.0 | 25-0 | 17 | 17 | 2 | 10 | 138 | 10.6 | |
| TOTAL FOR USC | | 13-13 | 339/26.1 | 49-112 | .438 | 25-64 | .391 | 15-24 | .625 | 18 | 34 | 52 | 4.0 | 25-0 | 17 | 17 | 2 | 10 | 138 | 10.6 | |
| TOTAL | | 104-72 | 2394/23.0 | 263-677 | .388 | 196-515 | .381 | 87-127 | .685 | 86 | 303 | 389 | 3.7 | 214-2 | 60 | 104 | 18 | 59 | 809 | 7.8 | |

12

ZACHARY DAVIS

So. • Guard • 6-7 • 194 • Orangeburg, S.C. // Denmark-Olar (Denmark, S.C.)

CAREER HIGHS

Single Game Highs

| Statistic | Value |
|--------------|---|
| Points | 13 vs Texas A&M 01/14/23 |
| Rebounds | 8 vs USC Upstate 11/06/23 |
| Assists | 2 6 times |
| Steals | 3 vs Alabama 02/22/23, vs Georgia 03/04/23, vs USC Upstate 11/06/23 |
| Blocks | 2 vs Tennessee 01/07/23 |
| FG Made | 4 vs Texas A&M 01/14/23, vs Florida A&M 12/30/23 |
| FG Attempts | 8 vs USC Upstate 11/25/22 |
| 3FG Made | 2 vs Alabama 02/22/23, vs DePaul 11/17/23 |
| 3FG Attempts | 5 vs USC Upstate 11/25/22 |
| FT Made | 4 vs Texas A&M 01/14/23 |
| FT Attempts | 5 vs Texas A&M 01/14/23 |

SUPERLATIVES

| | '23-24 | Career |
|--------------------------|--------|--------|
| Double-figure scoring | 1 | 2 |
| Double-figure rebounding | - | - |
| Double-figure assists | - | - |
| Double-double | - | - |
| 5+ assists | - | 1 |
| 3+ steals | 1 | 3 |
| Team high scoring | - | 1 |
| Team high rebounding | 1 | 1 |
| Team high assists | - | 2 |
| Team high steals | 6 | 15 |

includes led, or shared team high



INSTAGRAM: @therealzlo

TWITTER: @ZacharyDavis12_

TIKTOK: @zlo.12

2023-24 GAME-BY-GAME

| Opponent | Date | GS | MIN | Total FG-FGA | PCT | 3-Pointers 3FG-3FGA | PCT | Free throws FT-FTA | PCT | Rebounds OFF DEF TOT AVG | PF | A | TO | BLK | STL | PTS | AVG |
|-------------------|------------|----------|---------------|-----------------|-------------|------------------------|-------------|-----------------------|-------------|-----------------------------|-----------|----------|----------|----------|-----------|-----------|------------|
| USC Upstate | 11/06/2023 | | 21:37 | 2-5 | .400 | 0-1 | .000 | 0-0 | .000 | 2 6 8 8.0 | 0 | 0 | 0 | 0 | 3 | 4 | 4.0 |
| vs Virginia Tech | 11/10/2023 | | 17:31 | 0-1 | .000 | 0-1 | .000 | 0-0 | .000 | 0 0 0 4.0 | 1 | 0 | 0 | 1 | 1 | 0 | 2.0 |
| vs DePaul | 11/17/2023 | | 18:46 | 3-6 | .500 | 2-3 | .667 | 2-4 | .500 | 1 2 3 3.7 | 1 | 0 | 2 | 0 | 1 | 10 | 4.7 |
| vs Grand Canyon | 11/19/2023 | | 12:10 | 2-4 | .500 | 1-2 | .500 | 0-0 | .000 | 0 0 0 2.8 | 3 | 1 | 0 | 0 | 0 | 5 | 4.8 |
| Notre Dame | 11/28/2023 | | 29:18 | 0-1 | .000 | 0-1 | .000 | 0-0 | .000 | 0 4 4 3.0 | 2 | 2 | 0 | 1 | 1 | 0 | 3.8 |
| George Washington | 12/01/2023 | | 22:36 | 2-5 | .400 | 1-3 | .333 | 0-2 | .000 | 1 2 3 3.0 | 1 | 2 | 0 | 0 | 2 | 5 | 4.0 |
| at Clemson | 12/06/2023 | | 22:07 | 2-4 | .500 | 1-3 | .333 | 0-0 | .000 | 0 5 5 3.3 | 1 | 1 | 0 | 0 | 0 | 5 | 4.1 |
| at East Carolina | 12/09/2023 | | 21:52 | 3-5 | .600 | 1-2 | .500 | 2-2 | 1.000 | 0 5 5 3.5 | 2 | 0 | 1 | 0 | 1 | 9 | 4.8 |
| Charleston So. | 12/16/2023 | | 18:31 | 2-4 | .500 | 1-3 | .333 | 0-0 | .000 | 0 3 3 3.4 | 1 | 0 | 1 | 0 | 0 | 5 | 4.8 |
| Winthrop | 12/19/2023 | | 11:19 | 0-4 | .000 | 0-2 | .000 | 0-0 | .000 | 2 3 5 3.6 | 0 | 0 | 1 | 1 | 2 | 0 | 4.3 |
| Elon | 12/22/2023 | | 18:42 | 1-3 | .333 | 1-3 | .333 | 0-0 | .000 | 1 2 3 3.5 | 1 | 1 | 2 | 1 | 1 | 3 | 4.2 |
| Florida A&M | 12/30/2023 | | 17:02 | 4-6 | .667 | 1-2 | .500 | 0-1 | .000 | 0 6 6 3.8 | 0 | 1 | 0 | 0 | 0 | 9 | 4.6 |
| Totals | | 0 | 231:32 | 21-48 | .438 | 9-26 | .346 | 4-9 | .444 | 7 38 45 3.8 | 13 | 8 | 7 | 4 | 12 | 55 | 4.6 |

Player Averages

| Games Played | Minutes/ game | Points/ game | FG Pct | 3FG Pct | FT Pct | Rebounds/ game | Assists/ game | Turnovers/ game | Assist/Turnover ratio | Steals/ game | Blocks/ game |
|--------------|---------------|--------------|--------|---------|--------|----------------|---------------|-----------------|-----------------------|--------------|--------------|
| 12 | 19.3 | 4.6 | 43.8 | 34.6 | 44.4 | 3.8 | 0.7 | 0.6 | 1.1 | 1.0 | 0.3 |

PLAYER BIO

2023-24

- Lengthy guard with impressive wingspan, has developed into one of the team's top defenders
- Leads team with 12 steals through 12 games
- Has made nine 3s on the year, surpassing his season total of six made 3s as a freshman in 2022-23
- Scored nine points with six rebounds in win vs. FAMU (Dec. 30)
- Had nine points and five rebounds in team's first true road win of the season at ECU (Dec. 9)
- Had 10 points off the bench in win over DePaul in the semifinals of the Arizona Tip-Off (Nov. 17)
- Led team with eight rebounds and three steals in season-opening win vs. USC Upstate (Nov. 6)
- Missed the VMI game (Nov. 13) due to illness

CAREER HIGHLIGHTS

- Appeared in 30 games making a pair of starts ; averaged 2.2 points, 2.2 rebounds and 0.7 assists per game while shooting 38.2 percent (26-of-68) from the floor
- Made his Gamecock debut in a season-opening win vs. SC State (Nov. 8) ; scored four points and pulled down three rebounds in 19 minutes of action
- Started for the first time in a 68-53 win vs. USC Upstate (Nov. 25) and finished the game with seven points, four rebounds and an assist
- Started for the first time in SEC play vs. Texas A&M (Jan. 14) and had a season-high 13 points in 22 minutes ; went 4-of-6 from the field in what was his only game in double figures on the season
- Had six points, five rebounds (season high) and three steals (season high) in 26 minutes (season high) during a tough 78-76, overtime loss vs. No. 2/2 Alabama (Feb. 22)

PERSONAL

- Son of Hercules and Karla Davis – has an older sister, Danielle
- Dad was his high school coach at Denmark-Olar
- Earned a spot on the A-B honor roll every year of high school
- Thinks he can beat coach Paris in HORSE but that it would be a 'good game'
- Shrimp Alfredo is favorite meal and go-to spot for a meal is Xaxby's
- Mass communication major

CAREER STATS

| | | | | Field Goals | | 3-Point | | F-Throws | | Rebounds | | | | | | | | Scoring | | |
|---------|------|-------|----------|-------------|------|----------|------|----------|------|----------|-----|-----|-----|-------|----|----|-----|---------|-----|-----|
| SEASON | TEAM | GP-GS | MIN/AVG | FG-FGA | FG% | 3FG-3FGA | 3FG% | FT-FTA | FT% | OFF | DEF | TOT | AVG | PF-FO | A | TO | BLK | STL | PTS | AVG |
| 2022-23 | USC | 30-2 | 418/13.9 | 26-68 | .382 | 6-35 | .171 | 8-12 | .667 | 16 | 51 | 67 | 2.2 | 33-0 | 22 | 18 | 5 | 21 | 66 | 2.2 |
| 2023-24 | USC | 12-0 | 232/19.3 | 21-48 | .438 | 9-26 | .346 | 4-9 | .444 | 7 | 38 | 45 | 3.8 | 13-0 | 8 | 7 | 4 | 12 | 55 | 4.6 |
| TOTAL | | 42-2 | 649/15.5 | 47-116 | .405 | 15-61 | .246 | 12-21 | .571 | 23 | 89 | 112 | 2.7 | 46-0 | 30 | 25 | 9 | 33 | 121 | 2.9 |

14

ELI SPARKMAN

So. • Guard • 6-0 • 160 • Cleveland, Tenn. // Baylor School (Chattanooga, Tenn.)

CAREER HIGHS

Single Game Highs

| Statistic | Value |
|--------------|---|
| Points | 6 at Mississippi St. 02/28/23 |
| Rebounds | 3 vs VMI 11/13/23 |
| Assists | 1 vs South Carolina St. 11/08/22, vs Colorado St. 11/17/22, at George Washington 11/30/22 |
| Steals | 1 vs Colorado St. 11/17/22, vs Texas A&M 01/14/23, vs Ole Miss 03/08/23 |
| FG Made | 2 at Mississippi St. 02/28/23 |
| FG Attempts | 3 at Mississippi St. 02/28/23 |
| 3FG Made | 2 at Mississippi St. 02/28/23 |
| 3FG Attempts | 3 at Mississippi St. 02/28/23 |
| FT Made | 2 vs Colorado St. 11/17/22, vs USC Upstate 11/06/23 |
| FT Attempts | 2 vs Colorado St. 11/17/22, vs USC Upstate 11/06/23 |

SUPERLATIVES

| | '23-24 | Career |
|-----------------------|--------|--------|
| Double-figure scoring | - | - |
| Double-figure assists | - | - |
| Double-double | - | - |
| 5+ assists | - | - |
| 2+ steals | - | - |
| Team high scoring | - | - |
| Team high rebounding | - | - |
| Team high assists | - | - |
| Team high steals | - | - |

includes led, or shared team high



INSTAGRAM: @elisparkmann

TWITTER: @SparkmanEli

TIKTOK: @sparkyyyyyyyyy

2023-24 GAME-BY-GAME

| Opponent | Date | GS | MIN | Total | | 3-Pointers | | Free throws | | Rebounds | | | | PF | | A | | BLK | | STL | | PTS | | AVG |
|-------------------|------------|----|-------|--------|------|------------|------|-------------|-------|----------|-----|-----|-----|----|---|---|---|-----|---|-----|-----|-----|--|-----|
| | | | | FG-FGA | PCT | 3FG-3FGA | PCT | FT-FTA | PCT | OFF | DEF | TOT | AVG | | | | | | | | | | | |
| USC Upstate | 11/06/2023 | | 08:29 | 0-1 | .000 | 0-1 | .000 | 2-2 | 1.000 | 0 | 1 | 1 | 1.0 | 0 | 0 | 1 | 0 | 0 | 0 | 0 | 2 | 2.0 | | |
| VMI | 11/13/2023 | | 09:25 | 1-2 | .500 | 0-1 | .000 | 0-0 | .000 | 1 | 2 | 3 | 2.0 | 1 | 0 | 0 | 0 | 0 | 0 | 0 | 2 | 2.0 | | |
| George Washington | 12/01/2023 | | 01:16 | 0-1 | .000 | 0-1 | .000 | 0-0 | .000 | 0 | 0 | 0 | 1.3 | 0 | 0 | 0 | 0 | 0 | 0 | 0 | 0 | 1.3 | | |
| Elon | 12/22/2023 | | 02:11 | 0-1 | .000 | 0-1 | .000 | 0-0 | .000 | 0 | 0 | 0 | 1.0 | 0 | 0 | 0 | 0 | 0 | 0 | 0 | 0 | 1.0 | | |
| Totals | | 0 | 21:21 | 1-5 | .200 | 0-4 | .000 | 2-2 | 1.000 | 1 | 3 | 4 | 1.0 | 1 | 0 | 1 | 0 | 0 | 0 | 4 | 1.0 | | | |

Player Averages

| Games Played | Minutes/game | Points/game | FG Pct | 3FG Pct | FT Pct | Rebounds/game | Assists/game | Turnovers/game | Assist/Turnover ratio | Steals/game | Blocks/game |
|--------------|--------------|-------------|--------|---------|--------|---------------|--------------|----------------|-----------------------|-------------|-------------|
| 4 | 5.3 | 1.0 | 20.0 | 0.0 | 100.0 | 1.0 | 0.0 | 0.3 | 0.0 | 0.0 | 0.0 |

PLAYER BIO

AWARDS/HONORS

- SEC Academic Honor Roll (2022-23)

2023-24

- Has appeared in four games so far this season
- Pulled down career-high three rebounds in double-digit victory over VMI (Nov. 13) in season-high 9 minutes of work

CAREER HIGHLIGHTS

- Joined the Gamecocks as a walk-on prior to the start of the academic year in 2022-23
- Appeared in 12 games (eight in SEC play) off the bench, averaging 1.4 points in 6.2 minutes per game; 15 of his 17 points came from behind the arc; also logged three assists and three steals
- Made his debut in Garnet & Black in season opening win vs. SC State (Nov. 8); logged three minutes and dished out an assist
- Scored his first career points with a pair of free throws vs. Colorado State (Nov. 17) in the team's opening game of the Charleston Classic
- Made a 3-pointer in four of the team's final five games of the season
- Played season-high 11 minutes at Mississippi State (Feb. 28) and knocked down a pair of 3s for a season-high six points
- Saw 10 minutes of action in the opening game of the SEC Tournament vs. Ole Miss (March 8); had three points and a steal

PERSONAL

- Son of Jon and Libby Sparkman
- Has an older brother, Ben, who was his high school teammate at the Baylor School
- Born on Jan. 23, 2004
- International business major

CAREER STATS

| | | | | Field Goals | | 3-Point | | F-Throws | | Rebounds | | | | | | | | | Scoring | |
|---------|------|-------|---------|-------------|------|----------|------|----------|-------|----------|-----|-----|-----|-------|---|----|-----|-----|---------|-----|
| SEASON | TEAM | GP-GS | MIN/AVG | FG-FGA | FG% | 3FG-3FGA | 3FG% | FT-FTA | FT% | OFF | DEF | TOT | AVG | PF-FO | A | TO | BLK | STL | PTS | AVG |
| 2022-23 | USC | 12-0 | 74/6.2 | 5-10 | .500 | 5-8 | .625 | 2-2 | 1.000 | 2 | 6 | 8 | 0.7 | 6-0 | 3 | 2 | 0 | 3 | 17 | 1.4 |
| 2023-24 | USC | 4-0 | 21/5.3 | 1-5 | .200 | 0-4 | .000 | 2-2 | 1.000 | 1 | 3 | 4 | 1.0 | 1-0 | 0 | 1 | 0 | 0 | 4 | 1.0 |
| TOTAL | | 16-0 | 95/6.0 | 6-15 | .400 | 5-12 | .417 | 4-4 | 1.000 | 3 | 9 | 12 | 0.8 | 7-0 | 3 | 3 | 0 | 3 | 21 | 1.3 |

CAREER HIGHS

Single Game Highs

| Statistic | Value |
|--------------|---|
| Points | 11 vs Florida A&M 12/30/23 |
| Rebounds | 3 vs Florida A&M 12/30/23 |
| Assists | 5 vs Charleston So. 12/16/23 |
| Steals | 2 vs VMI 11/13/23 |
| Blocks | 1 vs Virginia Tech 11/10/23, vs DePaul 11/17/23 |
| FG Made | 3 vs Florida A&M 12/30/23 |
| FG Attempts | 9 vs VMI 11/13/23 |
| 3FG Made | 3 vs Florida A&M 12/30/23 |
| 3FG Attempts | 6 vs Winthrop 12/19/23 |
| FT Made | 2 vs Florida A&M 12/30/23 |
| FT Attempts | 2 vs Florida A&M 12/30/23 |

SUPERLATIVES

'23-24

| | |
|-----------------------|---|
| Double-figure scoring | 1 |
| Double-figure assists | - |
| 5+ assists | 1 |
| 2+ steals | - |
| 2+ blocks | - |
| Team high scoring | - |
| Team high assists | 1 |
| Team high blocks | 2 |
| Team high steals | 1 |

includes led, or shared team high



INSTAGRAM: @morrisugusuk
TWITTER: @morris_ugusuk
TIKTOK: @morrisugusuk23

2023-24 GAME-BY-GAME

| Opponent | Date | GS | MIN | Total | | 3-Pointers | | Free throws | | Rebounds | | | | PF | A | TO | BLK | STL | PTS | AVG |
|-------------------|------------|----|----------|--------|------|------------|------|-------------|-------|----------|-----|-----|-----|----|----|----|-----|-----|-----|-----|
| | | | | FG-FGA | PCT | 3FG-3FGA | PCT | FT-FTA | PCT | OFF | DEF | TOT | AVG | | | | | | | |
| USC Upstate | 11/06/2023 | | 20:14 | 2-5 | .400 | 1-3 | .333 | 0-1 | .000 | 0 | 1 | 1 | 1.0 | 1 | 3 | 1 | 0 | 0 | 5 | 5.0 |
| vs Virginia Tech | 11/10/2023 | | 12:24 | 0-0 | .000 | 0-0 | .000 | 0-0 | .000 | 0 | 1 | 1 | 1.0 | 1 | 2 | 1 | 1 | 0 | 0 | 2.5 |
| VMI | 11/13/2023 | | 24:10 | 2-9 | .222 | 1-3 | .333 | 0-0 | .000 | 1 | 1 | 2 | 1.3 | 0 | 1 | 2 | 0 | 2 | 5 | 3.3 |
| vs DePaul | 11/17/2023 | | 16:11 | 0-1 | .000 | 0-1 | .000 | 0-0 | .000 | 0 | 0 | 0 | 1.0 | 0 | 0 | 1 | 1 | 0 | 0 | 2.5 |
| vs Grand Canyon | 11/19/2023 | | 05:54 | 0-0 | .000 | 0-0 | .000 | 0-0 | .000 | 0 | 1 | 1 | 1.0 | 0 | 0 | 0 | 0 | 0 | 0 | 2.0 |
| Notre Dame | 11/28/2023 | | 12:03 | 0-1 | .000 | 0-1 | .000 | 0-0 | .000 | 1 | 0 | 1 | 1.0 | 0 | 0 | 0 | 0 | 0 | 0 | 1.7 |
| George Washington | 12/01/2023 | | 14:03 | 2-3 | .667 | 2-3 | .667 | 0-0 | .000 | 1 | 0 | 1 | 1.0 | 0 | 0 | 1 | 0 | 0 | 6 | 2.3 |
| at East Carolina | 12/09/2023 | | 09:48 | 1-2 | .500 | 1-2 | .500 | 0-0 | .000 | 0 | 0 | 0 | 0.9 | 1 | 0 | 0 | 0 | 0 | 3 | 2.4 |
| Charleston So. | 12/16/2023 | | 24:08 | 1-3 | .333 | 0-2 | .000 | 0-0 | .000 | 0 | 1 | 1 | 0.9 | 0 | 5 | 0 | 0 | 1 | 2 | 2.3 |
| Winthrop | 12/19/2023 | | 13:27 | 2-6 | .333 | 2-6 | .333 | 0-0 | .000 | 0 | 0 | 0 | 0.8 | 1 | 0 | 0 | 0 | 0 | 6 | 2.7 |
| Elon | 12/22/2023 | | 17:54 | 0-4 | .000 | 0-4 | .000 | 0-0 | .000 | 0 | 1 | 1 | 0.8 | 2 | 1 | 1 | 0 | 0 | 0 | 2.5 |
| Florida A&M | 12/30/2023 | | 20:09 | 3-6 | .500 | 3-5 | .600 | 2-2 | 1.000 | 1 | 2 | 3 | 1.0 | 0 | 0 | 0 | 0 | 0 | 11 | 3.2 |
| Totals | | | 0 190:24 | 13-40 | .325 | 10-30 | .333 | 2-3 | .667 | 4 | 8 | 12 | 1.0 | 6 | 12 | 7 | 2 | 3 | 38 | 3.2 |

Player Averages

| Games Played | Minutes/ game | Points/ game | FG Pct | 3FG Pct | FT Pct | Rebounds/ game | Assists/ game | Turnovers/ game | Assist/Turnover ratio | Steals/ game | Blocks/ game |
|--------------|---------------|--------------|--------|---------|--------|----------------|---------------|-----------------|-----------------------|--------------|--------------|
| 12 | 15.9 | 3.2 | 32.5 | 33.3 | 66.7 | 1.0 | 1.0 | 0.6 | 1.7 | 0.3 | 0.2 |

PLAYER BIO

2023-24

- Talented first-year player expected to be vital piece off the Gamecocks' bench this season
- Scored career-high 11 points off bench in victory over FAMU (Dec. 30) ; hit a trio of 3s in the game
- Had career-high six points in blowout win over George Washington (Dec. 1) ; hit pair of 3s as team knocked down school record 18 triples in the game
- Scored his first career points as a Gamecock in team's season-opening win over USC Upstate (Nov. 6) ; finished the 82-59 blowout with five points and three assists in 20 minutes

PRE-SOUTH CAROLINA

- Averaged 17.2 points, 5.3 assists, 4.3 rebounds and 2.2 steals per game in final season playing for Drive Basketball Academy
- Played for Pantterit Helsinki in the Finnish 1stDivision and averaged 12.0 points, 2.8 assists and 2.8 rebounds in five games ; shot 58.5 percent from the floor and 60.0 percent from behind the arc ; team was undefeated in his five appearances for the club
- Represented his home country at the 2022 FIBA U18 European Championship
- Averaged 9.1 points, 3.1 rebounds, 2.9 assists and 1.7 steals per game in the tournament ; was efficient as he played just 19.7 minutes per game in seven appearances helping Finland to a third-place finish
- Teammates at DRIVE Academy with Gamecock signee Okku Federiko

PERSONAL

- Son of Michael Ugusuk and Sunday Lado
- Has two older sisters, Sara and Maklin, and a younger sister Gloria
- List mac and cheese as his favorite food
- Favorite pro players to watch/learn from are Kyrie Irving, Shai Gilgeous-Alexander and LeBron James
- Greece is favorite vacation spot
- Chose South Carolina because it felt like HOME
- Mass communications major

CAREER STATS

| | | | | Field Goals | | 3-Point | | F-Throws | | Rebounds | | | | Scoring | | | | | | |
|---------|------|-------|----------|-------------|------|----------|------|----------|------|----------|-----|-----|-----|---------|----|----|-----|-----|-----|-----|
| SEASON | TEAM | GP-GS | MIN/AVG | FG-FGA | FG% | 3FG-3FGA | 3FG% | FT-FTA | FT% | OFF | DEF | TOT | AVG | PF-FO | A | TO | BLK | STL | PTS | AVG |
| 2023-24 | USC | 12-0 | 190/15.9 | 13-40 | .325 | 10-30 | .333 | 2-3 | .667 | 4 | 8 | 12 | 1.0 | 6-0 | 12 | 7 | 2 | 3 | 38 | 3.2 |
| TOTAL | | 12-0 | 190/15.9 | 13-40 | .325 | 10-30 | .333 | 2-3 | .667 | 4 | 8 | 12 | 1.0 | 6-0 | 12 | 7 | 2 | 3 | 38 | 3.2 |

CAREER HIGHS

Single Game Highs

| Statistic | Value |
|--------------|---|
| Points | 17 vs Florida A&M 12/30/23 |
| Rebounds | 4 at Clemson 12/06/23 |
| Assists | 2 vs Charleston So. 12/16/23, vs Elon 12/22/23 |
| Steals | 2 vs Florida A&M 12/30/23 |
| Blocks | 1 at Clemson 12/06/23 |
| FG Made | 5 vs Florida A&M 12/30/23 |
| FG Attempts | 7 vs Charleston So. 12/16/23 |
| 3FG Attempts | 1 at Clemson 12/06/23, vs Charleston So. 12/16/23 |
| FT Made | 7 vs Florida A&M 12/30/23 |
| FT Attempts | 8 vs Florida A&M 12/30/23 |

SUPERLATIVES

| | |
|--------------------------|--------|
| | '23-24 |
| Double-figure scoring | 2 |
| Double-figure rebounding | - |
| Double-double | - |
| 5+ assists | - |
| 2+ blocks | - |
| 2+ steals | 1 |
| Team high scoring | 1 |
| Team high rebounding | - |
| Team high blocks | 1 |
| Team high steals | 1 |

includes led, or shared team high



INSTAGRAM: @30murrayjr
TWITTER: @boyles_murray

2023-24 GAME-BY-GAME

| Opponent | Date | GS | MIN | Total | | 3-Pointers | | Free throws | | Rebounds | | | | PF | A | TO | BLK | STL | PTS | AVG |
|-------------------|------------|----|-------|--------|------|------------|------|-------------|-------|----------|-----|-----|-----|----|---|----|-----|-----|-----|-----|
| | | | | FG-FGA | PCT | 3FG-3FGA | PCT | FT-FTA | PCT | OFF | DEF | TOT | AVG | | | | | | | |
| George Washington | 12/01/2023 | | 03:33 | 1-2 | .500 | 0-0 | .000 | 0-0 | .000 | 0 | 0 | 0 | 0.0 | 1 | 1 | 0 | 0 | 0 | 2 | 2.0 |
| at Clemson | 12/06/2023 | | 16:36 | 2-5 | .400 | 0-1 | .000 | 1-4 | .250 | 1 | 3 | 4 | 2.0 | 2 | 1 | 1 | 1 | 0 | 5 | 3.5 |
| at East Carolina | 12/09/2023 | | 09:03 | 1-2 | .500 | 0-0 | .000 | 1-2 | .500 | 1 | 1 | 2 | 2.0 | 2 | 0 | 0 | 0 | 0 | 3 | 3.3 |
| Charleston So. | 12/16/2023 | | 09:04 | 3-7 | .429 | 0-1 | .000 | 1-1 | 1.000 | 2 | 1 | 3 | 2.3 | 0 | 2 | 0 | 0 | 0 | 7 | 4.3 |
| Winthrop | 12/19/2023 | | 09:45 | 0-0 | .000 | 0-0 | .000 | 0-0 | .000 | 0 | 1 | 1 | 2.0 | 2 | 0 | 0 | 0 | 0 | 0 | 3.4 |
| Elon | 12/22/2023 | | 17:16 | 3-5 | .600 | 0-0 | .000 | 4-6 | .667 | 3 | 0 | 3 | 2.2 | 3 | 2 | 2 | 0 | 0 | 10 | 4.5 |
| Florida A&M | 12/30/2023 | | 14:01 | 5-6 | .833 | 0-0 | .000 | 7-8 | .875 | 2 | 1 | 3 | 2.3 | 1 | 1 | 1 | 0 | 2 | 17 | 6.3 |
| Totals | | 0 | 79:19 | 15-27 | .556 | 0-2 | .000 | 14-21 | .667 | 9 | 7 | 16 | 2.3 | 11 | 7 | 4 | 1 | 2 | 44 | 6.3 |

Player Averages

| Games Played | Minutes/game | Points/game | FG Pct | 3FG Pct | FT Pct | Rebounds/game | Assists/game | Turnovers/game | Assist/Turnover ratio | Steals/game | Blocks/game |
|--------------|--------------|-------------|--------|---------|--------|---------------|--------------|----------------|-----------------------|-------------|-------------|
| 7 | 11.3 | 6.3 | 55.6 | 0.0 | 66.7 | 2.3 | 1.0 | 0.6 | 1.8 | 0.3 | 0.1 |

PLAYER BIO

2023-24

- Had team-high 17 points in just 14 minutes in blowout win vs. FAMU (Dec. 30) ; went 5-of-6 from the floor and 7-of-8 at the free throw line ; also had team-high two steals
- Recorded first game in double-figures at Carolina with 10 points in season-high 17 minutes in blowout win over Elon (Dec. 22) ; also had three rebounds and pair of assists
- Had five points and four rebounds in 17 minutes off bench at in-state rival No. 24/20 Clemson (Dec. 6)
- Made season debut in blowout win over George Washington (Dec. 1) ; scored his first career points with a late layup
- Cleared and returned to full contact practice on Wednesday, Nov. 29
- Was ruled out indefinitely after contracting mono shortly before the team's Garnet & Black Scrimmage on Oct. 25

PRE-SOUTH CAROLINA

- Consensus four-star recruit and top player in the state, ranked No. 64 in final ESPN Top-100, No. 89 in 247Sports rankings and No. 104 by On3
- Played his senior year at Wasatch Academy, which is a part of the newly formed National Interscholastic Basketball Conference (NIBC), a league that features that top high school programs in the nation
- Led the team averaging 15.0 points, 8.8 rebounds, 2.1 assists, 1.8 blocks and 1.0 steals per game
- His 15.0 points per game were third in the NIBC and his 8.8 rebounds led the conference
- Played three seasons at AC Flora in Columbia before attending Wasatch
- Led the Falcons to a 24-7 record as a junior and an appearance in the state title game ; averaged 18.3 points, 11.4 rebounds, 5.3 blocks and 2.5 assists per game
- Was named 2022 4A Player of the Year in South Carolina

PERSONAL

- Son of Yvonne and Sean – has two older brothers: Armani and James
- James was standout at UNC Pembroke (2015-19), scoring 1,369 career points ; he currently plays professionally overseas
- Mass communications major

CAREER STATS

| | | | | Field Goals | | 3-Point | | F-Throws | | Rebounds | | | | | | | | | | Scoring | |
|---------|------|-------|---------|-------------|------|----------|------|----------|------|----------|-----|-----|-----|-------|---|----|-----|-----|-----|---------|--|
| SEASON | TEAM | GP-GS | MIN/AVG | FG-FGA | FG% | 3FG-3FGA | 3FG% | FT-FTA | FT% | OFF | DEF | TOT | AVG | PF-FO | A | TO | BLK | STL | PTS | AVG | |
| 2023-24 | USC | 7-0 | 79/11.3 | 15-27 | .556 | 0-2 | .000 | 14-21 | .667 | 9 | 7 | 16 | 2.3 | 11-0 | 7 | 4 | 1 | 2 | 44 | 6.3 | |
| TOTAL | | 7-0 | 79/11.3 | 15-27 | .556 | 0-2 | .000 | 14-21 | .667 | 9 | 7 | 16 | 2.3 | 11-0 | 7 | 4 | 1 | 2 | 44 | 6.3 | |

31

BENJAMIN BOSMANS-VERDONK

BOSE-mans ver-DONK

RSr. • Forward • 6-9 • 238 • Lommel, Belgium // Illinois

CAREER HIGHS

Single Game Highs

| Statistic | Value |
|--------------|--|
| Points | 10 vs Florida A&M 12/30/23 |
| Rebounds | 10 vs Jackson St. 11/09/21, vs Arkansas St. 11/12/21 |
| Assists | 6 vs UTRGV 11/26/21 |
| Steals | 2 vs Hampton 11/23/19, vs Purdue 01/17/22, vs USC Upstate 11/25/22 |
| Blocks | 2 vs The Citadel 11/20/19 |
| FG Made | 4 vs Michigan St. 01/25/22, vs USC Upstate 11/25/22, vs Florida A&M 12/30/23 |
| FG Attempts | 7 vs Michigan St. 01/25/22, vs USC Upstate 11/25/22 |
| 3FG Attempts | 1 vs Nicholls 11/05/19, vs The Citadel 11/20/19 |
| FT Made | 4 vs Ole Miss 01/17/23, vs Furman 11/20/22 |
| FT Attempts | 6 vs Ole Miss 01/17/23 |

SUPERLATIVES

| | '23-24 | Career |
|--------------------------|--------|--------|
| Double-figure scoring | 1 | 1 |
| Double-figure rebounding | - | - |
| Double-double | - | - |
| 5+ assists | - | 1 |
| 2+ steals | - | 3 |
| Team high scoring | - | - |
| Team high rebounding | 1 | 2* |
| Team high assists | - | 3* |
| Team high steals | - | 4* |

*includes led, or shared team high ; * Carolina ONLY*

INSTAGRAM: @bosmansverdonk

TWITTER: @BosmansVerdonk

2023-24 GAME-BY-GAME

| Opponent | Date | GS | MIN | Total FG-FGA | PCT | 3FG-3FGA | PCT | FT-FTA | PCT | Rebounds OFF DEF TOT AVG | PF | A | TO | BLK | STL | PTS | AVG |
|-------------------|------------|----------|---------------|--------------|-------------|------------|-------------|-------------|-------------|--------------------------|-----------|----------|-----------|----------|----------|-----------|------------|
| USC Upstate | 11/06/2023 | | 10:40 | 1-2 | .500 | 0-0 | .000 | 0-0 | .000 | 1 1 2 2.0 | 1 | 0 | 1 | 0 | 1 | 2 | 2.0 |
| vs Virginia Tech | 11/10/2023 | | 15:24 | 1-1 | 1.000 | 0-0 | .000 | 0-0 | .000 | 3 4 7 4.5 | 2 | 0 | 1 | 0 | 0 | 2 | 2.0 |
| VMI | 11/13/2023 | | 13:38 | 2-3 | .667 | 0-0 | .000 | 0-0 | .000 | 7 1 8 5.7 | 2 | 0 | 3 | 0 | 0 | 4 | 2.7 |
| vs DePaul | 11/17/2023 | | 08:19 | 1-1 | 1.000 | 0-0 | .000 | 1-2 | .500 | 1 1 2 4.8 | 5 | 0 | 3 | 0 | 0 | 3 | 2.8 |
| vs Grand Canyon | 11/19/2023 | | 11:06 | 0-1 | .000 | 0-0 | .000 | 0-0 | .000 | 0 3 3 4.4 | 0 | 2 | 0 | 0 | 0 | 0 | 2.2 |
| Notre Dame | 11/28/2023 | | 09:50 | 1-2 | .500 | 0-0 | .000 | 0-0 | .000 | 1 1 2 4.0 | 3 | 0 | 1 | 1 | 0 | 2 | 2.2 |
| George Washington | 12/01/2023 | | 09:34 | 1-2 | .500 | 0-0 | .000 | 0-0 | .000 | 1 0 1 3.6 | 0 | 1 | 0 | 1 | 1 | 2 | 2.1 |
| at Clemson | 12/06/2023 | | 02:54 | 0-0 | .000 | 0-0 | .000 | 0-0 | .000 | 0 0 0 3.1 | 0 | 0 | 0 | 0 | 0 | 0 | 1.9 |
| Charleston So. | 12/16/2023 | | 13:21 | 3-4 | .750 | 0-0 | .000 | 0-1 | .000 | 3 1 4 3.2 | 2 | 1 | 0 | 0 | 0 | 6 | 2.3 |
| Winthrop | 12/19/2023 | | 12:24 | 1-1 | 1.000 | 0-0 | .000 | 2-2 | 1.000 | 4 1 5 3.4 | 3 | 0 | 0 | 0 | 0 | 4 | 2.5 |
| Elon | 12/22/2023 | | 21:12 | 1-3 | .333 | 0-0 | .000 | 2-4 | .500 | 2 3 5 3.5 | 2 | 0 | 0 | 1 | 1 | 4 | 2.6 |
| Florida A&M | 12/30/2023 | | 17:23 | 4-4 | 1.000 | 0-0 | .000 | 2-2 | 1.000 | 4 3 7 3.8 | 4 | 2 | 2 | 0 | 0 | 10 | 3.3 |
| Totals | | 0 | 145:45 | 16-24 | .667 | 0-0 | .000 | 7-11 | .636 | 27 19 46 3.8 | 24 | 6 | 11 | 3 | 3 | 39 | 3.3 |

Player Averages

| Games Played | Minutes/ game | Points/ game | FG Pct | 3FG Pct | FT Pct | Rebounds/ game | Assists/ game | Turnovers/ game | Assist/Turnover ratio | Steals/ game | Blocks/ game |
|--------------|---------------|--------------|--------|---------|--------|----------------|---------------|-----------------|-----------------------|--------------|--------------|
| 12 | 12.1 | 3.3 | 66.7 | 0.0 | 63.6 | 3.8 | 0.5 | 0.9 | 0.5 | 0.3 | 0.3 |

PLAYER BIO

AWARDS/HONORS

- SEC Academic Honor Roll – 2022-23

2023-24

- Team's top offensive rebounder, averaging 2.3 per game
- Career-high 10 points in 17 minutes off the bench in blow-out win over FAMU (Dec. 30)
- Season-high six points with four rebounds in win over Charleston Southern (Dec. 16)
- Had seven rebounds, including three offensive, in 79-77 win over Virginia Tech (Nov. 10) in the Hall of Fame Series at Spectrum Center; was effective in just 15 minutes of action
- Scored four points with eight rebounds, seven on the offensive end of the floor, in 13 min of action during 74-64 win over VMI (Nov. 13)

CAREER HIGHLIGHTS

- Appeared in 31 games, making 14 starts in first season in Garnet & Black; averaged 1.9 points, 3.1 rebounds and 1.1 assists per game
- Shot 59.3 percent (22-of-56) from the floor
- Made his Gamecock debut in a 60-58 rivalry win over Clemson (Nov. 11); played 15 minutes and had two points, four rebounds and two assists
- Matched career high in points (8) and steals (2) in victory over USC Upstate (Nov. 25); logged season highs in rebounds (7) and assists (4) as well in the game
- Tied season high again with four assists in road win at LSU (Feb. 18)
- Saw limited action in 41 games with two starts in three seasons at Illinois (2019-22)
- Played in a career-high 24 games for the Illini in 2021-22, averaging 1.6 points and 2.1 rebounds in 7.8 minutes per contest
- Shot 47.2 percent (17-for-36) from the floor in redshirt sophomore season at Illinois
- Was on pair of NCAA Tournament teams (2021, 2022) and a member of the 2021 Big Ten Tournament Champions and 2022 Big Ten Regular Season Co-Champions

PERSONAL

- Son of Rony Verdonk and Luana Bosmans
- Has a younger brother, Mauro
- Played handball, soccer and swam competitively growing up
- List playing the piano as one of his hobbies
- Graduated from Illinois in three years with a degree in psychology
- Currently enrolled as a second-year student in the University of South Carolina School of Law and is one of only active law students in NCAA Division I basketball

CAREER STATS

| SEASON | TEAM | GP-GS | MIN/AVG | Field Goals FG-FGA | FG% | 3-Point 3FG-3FGA | 3FG% | F-Throws FT-FTA | FT% | Rebounds OFF DEF TOT AVG | PF-FO | A | TO | BLK | STL | Scoring PTS | AVG |
|----------------------|--------|--------------|-----------------|--------------------|-------------|------------------|-------------|-----------------|-------------|--------------------------|--------------|-----------|-----------|-----------|-----------|-------------|------------|
| 2019-20 | Illini | 9-0 | 57/6.3 | 4-11 | .364 | 0-2 | .000 | 3-4 | .750 | 6 4 10 1.1 | 6-0 | 6 | 5 | 2 | 3 | 11 | 1.2 |
| 2020-21 | Illini | 8-0 | 18/2.2 | 1-3 | .333 | 0-0 | .000 | 0-0 | .000 | 1 2 3 0.4 | 0-0 | 0 | 1 | 0 | 0 | 2 | 0.3 |
| 2021-22 | Illini | 24-2 | 186/7.8 | 17-36 | .472 | 0-0 | .000 | 5-17 | .294 | 25 26 51 2.1 | 33-0 | 15 | 5 | 0 | 7 | 39 | 1.6 |
| 2022-23 | USC | 31-14 | 463/14.9 | 22-56 | .393 | 0-0 | .000 | 16-27 | .593 | 56 40 96 3.1 | 68-1 | 35 | 40 | 7 | 11 | 60 | 1.9 |
| 2023-24 | USC | 12-0 | 146/12.1 | 16-24 | .667 | 0-0 | .000 | 7-11 | .636 | 27 19 46 3.8 | 24-1 | 6 | 11 | 3 | 3 | 39 | 3.3 |
| TOTAL FOR USC | | 43-14 | 609/14.2 | 38-80 | .475 | 0-0 | .000 | 23-38 | .605 | 83 59 142 3.3 | 92-2 | 41 | 51 | 10 | 14 | 99 | 2.3 |
| TOTAL | | 84-16 | 870/10.4 | 60-130 | .462 | 0-2 | .000 | 31-59 | .525 | 115 91 206 2.5 | 131-2 | 62 | 62 | 12 | 24 | 151 | 1.8 |

33

JOSH GRAY

Sr. • Forward • 7-0 • 265 • Brooklyn, N.Y. // LSU

CAREER HIGHS

Single Game Highs

| Statistic | Value |
|--------------|--|
| Points | 20 vs Arkansas 02/04/23 |
| Rebounds | 14 vs Mississippi St. 01/31/23, vs Arkansas 02/04/23 |
| Assists | 2 5 times |
| Steals | 2 4 times |
| Blocks | 3 4 times |
| FG Made | 9 vs Arkansas 02/04/23 |
| FG Attempts | 14 vs Arkansas 02/04/23 |
| 3FG Attempts | 1 vs Western Ky. 11/14/21, vs Arkansas 02/04/23 |
| FT Made | 4 vs DePaul 11/17/23 |
| FT Attempts | 9 vs DePaul 11/17/23 |

SUPERLATIVES

| | '23-24 | Career |
|--------------------------|--------|--------|
| Double-figure scoring | - | 3 |
| Double-figure rebounding | - | 8 |
| Double-double | - | 2 |
| 2+ blocks | - | 8 |
| 2+ steals | - | 4 |
| Team high scoring | - | 1* |
| Team high rebounding | 1 | 19* |
| Team high blocks | 2 | 23* |
| Team high steals | - | 4* |

includes led, or shared team high ; * Carolina ONLY



INSTAGRAM: @joshgrayofficial
TWITTER: @NWNBJosh

2023-24 GAME-BY-GAME

| Opponent | Date | GS | MIN | Total | | 3-Pointers | | Free throws | | Rebounds | | | | PF | A | TO | BLK | STL | PTS | AVG |
|-------------------|------------|----|----------------|-------------|-------------|------------|-------------|-------------|-------------|----------|-----------|-----------|------------|-----------|----------|----------|----------|----------|-----------|------------|
| | | | | FG-FGA | PCT | 3FG-3FGA | PCT | FT-FTA | PCT | OFF | DEF | TOT | AVG | | | | | | | |
| USC Upstate | 11/06/2023 | | 10:54 | 1-2 | .500 | 0-0 | .000 | 1-3 | .333 | 0 | 6 | 6 | 6.0 | 2 | 0 | 1 | 0 | 3 | 3.0 | |
| VMI | 11/13/2023 | | 02:24 | 0-1 | .000 | 0-0 | .000 | 0-0 | .000 | 0 | 0 | 0 | 3.0 | 1 | 0 | 0 | 0 | 0 | 1.5 | |
| vs DePaul | 11/17/2023 | | 15:11 | 2-3 | .667 | 0-0 | .000 | 4-9 | .444 | 1 | 6 | 7 | 4.3 | 3 | 0 | 1 | 1 | 8 | 3.7 | |
| vs Grand Canyon | 11/19/2023 | | 06:30 | 1-3 | .333 | 0-0 | .000 | 2-3 | .667 | 2 | 1 | 3 | 4.0 | 3 | 0 | 0 | 0 | 4 | 3.8 | |
| Notre Dame | 11/28/2023 | | 03:21 | 0-0 | .000 | 0-0 | .000 | 0-0 | .000 | 0 | 1 | 1 | 3.4 | 1 | 0 | 0 | 0 | 0 | 3.0 | |
| George Washington | 12/01/2023 | | 05:02 | 0-0 | .000 | 0-0 | .000 | 0-0 | .000 | 0 | 0 | 0 | 2.8 | 1 | 0 | 0 | 1 | 0 | 2.5 | |
| at Clemson | 12/06/2023 | | 02:20 | 1-1 | 1.000 | 0-0 | .000 | 0-0 | .000 | 0 | 2 | 2 | 2.7 | 0 | 0 | 0 | 0 | 2 | 2.4 | |
| at East Carolina | 12/09/2023 | | 07:37 | 0-0 | .000 | 0-0 | .000 | 0-0 | .000 | 0 | 1 | 1 | 2.5 | 0 | 0 | 1 | 0 | 0 | 2.1 | |
| Charleston So. | 12/16/2023 | | 01:50 | 0-0 | .000 | 0-0 | .000 | 0-0 | .000 | 0 | 2 | 2 | 2.4 | 0 | 0 | 1 | 0 | 0 | 1.9 | |
| Winthrop | 12/19/2023 | | 02:48 | 0-1 | .000 | 0-0 | .000 | 0-0 | .000 | 0 | 0 | 0 | 2.2 | 1 | 0 | 0 | 0 | 0 | 1.7 | |
| Totals | | | 0 57:56 | 5-11 | .455 | 0-0 | .000 | 7-15 | .467 | 3 | 19 | 22 | 2.2 | 12 | 0 | 2 | 2 | 2 | 17 | 1.7 |

Player Averages

| Games Played | Minutes/ game | Points/ game | FG Pct | 3FG Pct | FT Pct | Rebounds/ game | Assists/ game | Turnovers/ game | Assist/Turnover ratio | Steals/ game | Blocks/ game |
|--------------|---------------|--------------|--------|---------|--------|----------------|---------------|-----------------|-----------------------|--------------|--------------|
| 10 | 5.8 | 1.7 | 45.5 | 0.0 | 46.7 | 2.2 | 0.0 | 0.2 | 0.0 | 0.2 | 0.2 |

PLAYER BIO

AWARDS/HONORS

2023-24

- Missed the Virginia Tech game on Nov. 10 due to illness

CAREER HIGHLIGHTS

- Played in all 32 games, making 15 starts (all in SEC play) ; averaged 4.3 points and 6.3 rebounds (led the team) in 16.8 minutes per gam ; his 27 blocks (0.8 per game average), 22 dunks and 51.2 field goal percentage (44-of-86) also led the team
- Logged double-digit rebounds on eight different occasions, seven of which came in conference action ; scored in double-figures a career-best three times
- Averaged 5.8 points and 7.9 rebounds per game in SEC
- Scored six points, pulled down 10 rebounds and had three blocks in 60-58 rivalry win vs. Clemson (Nov. 11)
- Recorded the first double-double of his career with 11 points and 13 rebounds at Florida (Jan. 25) in just 21 minutes of action
- Had six points and a new career-high 14 rebounds (eight offensive) vs. Mississippi State (Jan. 31)
- Followed that performance with the best game of his career to date, scoring 20 points and pulling down 14 rebounds vs. Arkansas (Feb. 4) ; was his first career 20-point game ; set career highs for field goals made (9) and field goals attempted (14)
- Had double-digit rebounds four more times in SEC action with 13 in a road win at Ole Miss (Feb. 11), 12 vs. Vanderbilt (Feb. 14), 10 at Tennessee (Feb. 25) and 13 in a Senior Day win vs. Georgia (March 4)

PERSONAL

- Son of Mr. and Mrs. Gray
- Is the youngest of three siblings
- Lists Giannis Antetokounmpo as his favorite professional basketball player
- His favorite dessert is cheesecake and his favorite vacation spot is France
- A mass communications major

CAREER STATS

| SEASON | TEAM | GP-GS | MIN/AVG | Field Goals | | 3-Point | | F-Throws | | Rebounds | | | | Scoring | | | | | | |
|----------------------|------|--------------|-----------------|---------------|-------------|------------|-------------|---------------|-------------|------------|------------|------------|------------|--------------|-----------|-----------|-----------|-----------|------------|------------|
| | | | | FG-FGA | FG% | 3FG-3FGA | 3FG% | FT-FTA | FT% | OFF | DEF | TOT | AVG | PF-FO | A | TO | BLK | STL | PTS | AVG |
| 2020-21 | LSU | 10-0 | 33/3.3 | 3-6 | .500 | 0-0 | .000 | 2-7 | .286 | 5 | 7 | 12 | 1.2 | 7-0 | 0 | 2 | 1 | 0 | 8 | 0.8 |
| 2021-22 | USC | 25-3 | 284/11.3 | 30-58 | .517 | 0-1 | .000 | 13-34 | .382 | 36 | 51 | 87 | 3.5 | 37-0 | 9 | 12 | 17 | 11 | 73 | 2.9 |
| 2022-23 | USC | 32-15 | 537/16.8 | 57-111 | .514 | 0-1 | .000 | 24-52 | .462 | 86 | 115 | 201 | 6.3 | 74-1 | 15 | 31 | 27 | 9 | 138 | 4.3 |
| 2023-24 | USC | 10-0 | 58/5.8 | 5-11 | .455 | 0-0 | .000 | 7-15 | .467 | 3 | 19 | 22 | 2.2 | 12-0 | 0 | 2 | 2 | 2 | 17 | 1.7 |
| TOTAL FOR USC | | 67-18 | 879/13.1 | 92-180 | .511 | 0-2 | .000 | 44-101 | .436 | 125 | 185 | 310 | 4.6 | 123-1 | 24 | 45 | 46 | 22 | 228 | 3.4 |
| TOTAL | | 77-18 | 912/11.8 | 95-186 | .511 | 0-2 | .000 | 46-108 | .426 | 130 | 192 | 322 | 4.2 | 130-1 | 24 | 47 | 47 | 22 | 236 | 3.1 |

Gr. • Guard • 6-4 • 200 • Roebuck, S.C. // Minnesota

CAREER HIGHS

Single Game Highs

| Statistic | Value |
|--------------|---|
| Points | 20 vs Alice Lloyd 12/28/19 |
| Rebounds | 11 at Ohio St. 01/12/23 |
| Assists | 12 vs Transylvania 11/18/21, vs Presbyterian 12/06/21, vs Nebraska 03/08/23 |
| Steals | 5 vs Tennessee Tech 02/03/22 |
| Blocks | 4 vs Murray St. 03/05/22, vs Penn St. 02/18/23 |
| FG Made | 7 4 times |
| FG Attempts | 16 at Michigan 01/22/23 |
| 3FG Made | 4 4 times |
| 3FG Attempts | 10 at SIUE 02/26/22 |
| FT Made | 8 vs Nebraska 03/08/23 |
| FT Attempts | 10 vs Nebraska 03/08/23 |

SUPERLATIVES

| | '23-24 | Career |
|--------------------------|--------|--------|
| Double-figure scoring | 5 | 56 |
| Double-figure rebounding | - | 2 |
| Double-figure assists | - | 3 |
| Double-double | - | 6 |
| 5+ assists | 5 | 66 |
| 3+ steals | - | 9 |
| Team high scoring | 1 | 1* |
| Team high rebounding | 2 | 2* |
| Team high assists | 8 | 8* |
| Team high steals | 3 | 3* |

includes led, or shared team high ; * Carolina ONLY



INSTAGRAM: @taloncooper_55

TWITTER: @LatrellT313

TIKTOK: @tlc_55

2023-24 GAME-BY-GAME

| Opponent | Date | GS | MIN | Total FG-FGA | PCT | 3-Pointers 3FG-3FGA | PCT | Free throws FT-FTA | PCT | Rebounds OFF DEF TOT AVG | PF | A | TO | BLK | STL | PTS | AVG |
|-------------------|------------|----|-----------|-----------------|------|------------------------|-------|-----------------------|-------|-----------------------------|----|----|----|-----|-----|-----|------|
| USC Upstate | 11/06/2023 | * | 22:52 | 5-7 | .714 | 3-5 | .600 | 2-3 | .667 | 2 5 7 7.0 | 1 | 3 | 1 | 1 | 0 | 15 | 15.0 |
| vs Virginia Tech | 11/10/2023 | * | 31:16 | 5-8 | .625 | 2-4 | .500 | 0-0 | .000 | 0 2 2 4.5 | 2 | 7 | 0 | 0 | 0 | 12 | 13.5 |
| VMI | 11/13/2023 | * | 33:26 | 3-9 | .333 | 0-2 | .000 | 1-1 | 1.000 | 0 1 1 3.3 | 3 | 7 | 0 | 0 | 2 | 7 | 11.3 |
| vs DePaul | 11/17/2023 | * | 31:27 | 2-6 | .333 | 1-2 | .500 | 4-6 | .667 | 3 4 7 4.3 | 1 | 5 | 2 | 0 | 2 | 9 | 10.8 |
| vs Grand Canyon | 11/19/2023 | * | 34:52 | 1-3 | .333 | 0-1 | .000 | 0-0 | .000 | 0 0 0 3.4 | 3 | 5 | 1 | 0 | 0 | 2 | 9.0 |
| Notre Dame | 11/28/2023 | * | 35:38 | 2-6 | .333 | 1-3 | .333 | 4-5 | .800 | 1 4 5 3.7 | 2 | 4 | 1 | 0 | 1 | 9 | 9.0 |
| George Washington | 12/01/2023 | * | 32:58 | 5-7 | .714 | 4-6 | .667 | 0-0 | .000 | 0 3 3 3.6 | 0 | 8 | 1 | 0 | 0 | 14 | 9.7 |
| at Clemson | 12/06/2023 | * | 32:56 | 2-4 | .500 | 1-1 | 1.000 | 0-0 | .000 | 1 2 3 3.5 | 3 | 3 | 1 | 0 | 0 | 5 | 9.1 |
| at East Carolina | 12/09/2023 | * | 35:42 | 2-4 | .500 | 2-4 | .500 | 3-4 | .750 | 0 7 7 3.9 | 0 | 3 | 2 | 0 | 0 | 9 | 9.1 |
| Charleston So. | 12/16/2023 | * | 28:09 | 3-4 | .750 | 0-1 | .000 | 3-4 | .750 | 2 3 5 4.0 | 1 | 3 | 1 | 0 | 1 | 9 | 9.1 |
| Winthrop | 12/19/2023 | * | 31:41 | 6-12 | .500 | 1-5 | .200 | 0-0 | .000 | 2 4 6 4.2 | 0 | 3 | 3 | 1 | 0 | 13 | 9.5 |
| Elon | 12/22/2023 | * | 33:28 | 7-11 | .636 | 3-7 | .429 | 0-1 | .000 | 4 2 6 4.3 | 1 | 3 | 1 | 0 | 1 | 17 | 10.1 |
| Florida A&M | 12/30/2023 | * | 25:37 | 0-4 | .000 | 0-2 | .000 | 2-2 | 1.000 | 1 3 4 4.3 | 0 | 4 | 0 | 1 | 0 | 2 | 9.5 |
| Totals | | | 13 410:02 | 43-85 | .506 | 18-43 | .419 | 19-26 | .731 | 16 40 56 4.3 | 17 | 58 | 14 | 3 | 7 | 123 | 9.5 |

Player Averages

| Games Played | Minutes/ game | Points/ game | FG Pct | 3FG Pct | FT Pct | Rebounds/ game | Assists/ game | Turnovers/ game | Assist/Turnover ratio | Steals/ game | Blocks/ game |
|--------------|---------------|--------------|--------|---------|--------|----------------|---------------|-----------------|-----------------------|--------------|--------------|
| 13 | 31.5 | 9.5 | 50.6 | 41.9 | 73.1 | 4.3 | 4.5 | 1.1 | 4.1 | 0.5 | 0.2 |

PLAYER BIO

AWARDS/HONORS

- First Team All-Ohio Valley (2022)

2023-24

- Fourth in the SEC in assists per game (4.5)
- Ranks ninth in the country and second in the SEC with a 3.9:1 assist-to-turnover ratio ; 54 assists and just 11 turnovers on the season
- Season-high 17 points in blowout win over Elon (Dec. 22) ; matched career-high with seven made FGs ; hit trio of 3s for the third time this season in game
- Scored 14 points and dished out eight assists with just one turnover in blowout win over George Washington (Dec. 1) ; matched his career high with four made 3s
- Had 12 points, seven assists and no turnovers, in 79-77 win over Virginia Tech (Nov. 10) in the Hall of Fame Series at Spectrum Center

CAREER HIGHLIGHTS

- In four collegiate seasons, has played in 126 games, averaging 8.5 points, 4.8 assists and 3.4 rebounds per game
- Ended the last season 21st on the NCAA active leaders for career assists list with 603
- Spent the 2022-23 season at Minnesota ; served as team captain starting all 30 games for the Gophers
- Averaged 9.9 points (third on team) and 6.3 assists per game (led team) ; his 196 assists were 12th in the country and his assist per game average was seventh nationally
- He also averaged 37 minutes per game and led the team in minutes played (1,096) ; he had 16 double-figure outings and 21 games with five or more assists (three with double-figure assists) in his lone season at Minnesota
- In three seasons at Morehead State, played in 95 games making 52 starts
- He averaged 8.1 points and 4.3 assists per game for the Eagles
- Earned First Team All-OVC honors in 2022 after averaging 9.1 points, 5.9 assists and 3.1 steals per game
- Helped team to an OVC title in 2021 and an NCAA Tournament appearances ; played two seasons with All-SEC forward Johni Broome of Auburn while at Morehead

PERSONAL

- Son of Curtis and Nataki ; has a brother, Curtis Jr., and a pair of sisters, Carneisha and Zakiya
- Graduated with a degree in sport management from Minnesota
- Born on Nov. 26, 1999
- Would like to become a coach when playing days are over
- List Space Jam as favorite movie
- Dream car is 1968 Mustang
- Magic Johnson is favorite NBA player to watch
- Enjoys playing video games and roller skating in his free time

CAREER STATS

| | | | | Field Goals | | 3-Point | | F-Throws | | Rebounds | | | | | | | | | Scoring | |
|---------------|------|--------|-----------|-------------|------|----------|------|----------|------|----------|-----|-----|-----|-------|-----|-----|-----|-----|---------|-----|
| SEASON | TEAM | GP-GS | MIN/AVG | FG-FGA | FG% | 3FG-3FGA | 3FG% | FT-FTA | FT% | OFF | DEF | TOT | AVG | PF-FO | A | TO | BLK | STL | PTS | AVG |
| 2019-20 | More | 30-7 | 696/23.2 | 66-146 | .452 | 31-80 | .388 | 46-57 | .807 | 17 | 68 | 85 | 2.8 | 42-1 | 94 | 37 | 10 | 27 | 209 | 7.0 |
| 2020-21 | More | 31-11 | 907/29.3 | 89-217 | .410 | 39-99 | .394 | 39-64 | .609 | 10 | 55 | 65 | 2.1 | 49-1 | 111 | 60 | 16 | 28 | 256 | 8.3 |
| 2021-22 | More | 34-34 | 1154/33.9 | 106-260 | .408 | 40-120 | .333 | 56-86 | .651 | 23 | 131 | 154 | 4.5 | 60-0 | 202 | 74 | 23 | 31 | 308 | 9.1 |
| 2022-23 | MINN | 31-31 | 1137/36.7 | 107-271 | .395 | 37-98 | .378 | 54-88 | .614 | 18 | 107 | 125 | 4.0 | 66-1 | 196 | 83 | 28 | 33 | 305 | 9.8 |
| 2023-24 | USC | 13-13 | 410/31.5 | 43-85 | .506 | 18-43 | .419 | 19-26 | .731 | 16 | 40 | 56 | 4.3 | 17-0 | 58 | 14 | 3 | 7 | 123 | 9.5 |
| TOTAL FOR USC | | 13-13 | 410/31.5 | 43-85 | .506 | 18-43 | .419 | 19-26 | .731 | 16 | 40 | 56 | 4.3 | 17-0 | 58 | 14 | 3 | 7 | 123 | 9.5 |
| TOTAL | | 139-96 | 4304/31.0 | 411-979 | .420 | 165-440 | .375 | 214-321 | .667 | 84 | 401 | 485 | 3.5 | 234-3 | 661 | 268 | 80 | 126 | 1201 | 8.6 |



2023-24 SOUTH CAROLINA BASKETBALL STATS



2023-24 South Carolina Men's Basketball Combined Team Statistics All games

Page 1/1
as of Dec 30, 2023

Game Records

| Record | Overall | Home | Away | Neutral |
|----------------|---------|------|------|---------|
| ALL GAMES | 12-1 | 8-0 | 1-1 | 3-0 |
| CONFERENCE | 0-0 | 0-0 | 0-0 | 0-0 |
| NON-CONFERENCE | 12-1 | 8-0 | 1-1 | 3-0 |

Score by Periods

| Team | 1st | 2nd | OT | TOT |
|----------------|-----|-----|----|-----|
| South Carolina | 481 | 500 | 0 | 981 |
| Opponents | 369 | 451 | 0 | 820 |

Team Box Score

| No. | Player | | | | Total | | 3-Point | | F-Throw | | Rebounds | | | | PF | DQ | A | TO | BLK | STL | PTS | AVG |
|-----------|---------------------------|-------|--------|------|---------|------|----------|------|---------|-------|----------|-----|-----|------|-----|----|-----|-----|-----|-----|-----|------|
| | | GP-GS | MIN | AVG | FG-FGA | FG% | 3FG-3FGA | 3FG% | FT-FTA | FT% | OFF | DEF | TOT | AVG | | | | | | | | |
| 5 | JOHNSON, Meechie | 12-12 | 337:35 | 28.1 | 68-154 | .442 | 25-70 | .357 | 51-62 | .823 | 10 | 39 | 49 | 4.1 | 24 | 1 | 31 | 18 | 2 | 11 | 212 | 17.7 |
| 2 | MACK, B.J. | 13-13 | 317:50 | 24.4 | 64-141 | .454 | 19-56 | .339 | 35-43 | .814 | 17 | 49 | 66 | 5.1 | 30 | 0 | 19 | 16 | 10 | 8 | 182 | 14.0 |
| 10 | STUTE, Myles | 13-13 | 339:21 | 26.1 | 49-112 | .438 | 25-64 | .391 | 15-24 | .625 | 18 | 34 | 52 | 4.0 | 25 | 0 | 17 | 17 | 2 | 10 | 138 | 10.6 |
| 55 | COOPER, Ta'lon | 13-13 | 410:02 | 31.5 | 43-85 | .506 | 18-43 | .419 | 19-26 | .731 | 16 | 40 | 56 | 4.3 | 17 | 0 | 58 | 14 | 3 | 7 | 123 | 9.5 |
| 1 | WRIGHT, Jacobi | 13-1 | 292:54 | 22.5 | 29-77 | .377 | 7-30 | .233 | 19-22 | .864 | 5 | 20 | 25 | 1.9 | 15 | 0 | 26 | 12 | 1 | 9 | 84 | 6.5 |
| 30 | MURRAY-BOYLES, Collin | 7-0 | 79:19 | 11.3 | 15-27 | .556 | 0-2 | .000 | 14-21 | .667 | 9 | 7 | 16 | 2.3 | 11 | 0 | 7 | 4 | 1 | 2 | 44 | 6.3 |
| 12 | DAVIS, Zachary | 12-0 | 231:32 | 19.3 | 21-48 | .438 | 9-26 | .346 | 4-9 | .444 | 7 | 38 | 45 | 3.8 | 13 | 0 | 8 | 7 | 4 | 12 | 55 | 4.6 |
| 4 | CLARK, Stephen | 13-13 | 167:25 | 12.9 | 19-38 | .500 | 2-5 | .400 | 5-7 | .714 | 8 | 28 | 36 | 2.8 | 25 | 0 | 15 | 9 | 13 | 1 | 45 | 3.5 |
| 31 | BOSMANS-VERDONK, Benjamin | 12-0 | 145:45 | 12.1 | 16-24 | .667 | 0-0 | .000 | 7-11 | .636 | 27 | 19 | 46 | 3.8 | 24 | 1 | 6 | 11 | 3 | 3 | 39 | 3.3 |
| 15 | UGUSUK, Morris | 12-0 | 190:24 | 15.9 | 13-40 | .325 | 10-30 | .333 | 2-3 | .667 | 4 | 8 | 12 | 1.0 | 6 | 0 | 12 | 7 | 2 | 3 | 38 | 3.2 |
| 33 | GRAY, Josh | 10-0 | 57:56 | 5.8 | 5-11 | .455 | 0-0 | .000 | 7-15 | .467 | 3 | 19 | 22 | 2.2 | 12 | 0 | 0 | 2 | 2 | 2 | 17 | 1.7 |
| 14 | SPARKMAN, Eli | 4-0 | 21:21 | 5.3 | 1-5 | .200 | 0-4 | .000 | 2-2 | 1.000 | 1 | 3 | 4 | 1.0 | 1 | 0 | 0 | 1 | 0 | 0 | 4 | 1.0 |
| 0 | DIBBA, Ebrima | 1-0 | 02:49 | 2.8 | 0-1 | .000 | 0-0 | .000 | 0-0 | .000 | 0 | 0 | 0 | 0.0 | 1 | 0 | 1 | 1 | 0 | 0 | 0 | 0.0 |
| 20 | GRAJZL, Danny | 4-0 | 05:48 | 1.5 | 0-0 | .000 | 0-0 | .000 | 0-0 | .000 | 0 | 0 | 0 | 0.0 | 1 | 0 | 0 | 0 | 0 | 0 | 0 | 0.0 |
| Team | | | | | | | | | | | 27 | 26 | 53 | | | | | 6 | | | | |
| Total | | 13 | 2600 | | 343-763 | .450 | 115-330 | .348 | 180-245 | .735 | 152 | 330 | 482 | 37.1 | 205 | 2 | 200 | 125 | 43 | 68 | 981 | 75.5 |
| Opponents | | 13 | 2600 | | 288-716 | .402 | 77-227 | .339 | 167-235 | .711 | 116 | 298 | 414 | 31.8 | 216 | 5 | 143 | 142 | 53 | 68 | 820 | 63.1 |

Team Statistics

| | USC | OPP |
|------------------------|----------------|----------------|
| Scoring | 981 | 820 |
| Points per game | 75.5 | 63.1 |
| Scoring margin | +12.4 | - |
| Field goals-att | 343-763 | 288-716 |
| Field goal pct | .450 | .402 |
| 3 point fg-att | 115-330 | 77-227 |
| 3-point FG pct | .348 | .339 |
| 3-pt FG made per game | 8.8 | 5.9 |
| Free throws-att | 180-245 | 167-235 |
| Free throw pct | .735 | .711 |
| F-Throws made per game | 13.8 | 12.8 |
| Rebounds | 482 | 414 |
| Rebounds per game | 37.1 | 31.8 |
| Rebounding margin | +5.2 | - |
| Assists | 200 | 143 |
| Assists per game | 15.4 | 11.0 |
| Turnovers | 125 | 142 |
| Turnovers per game | 9.6 | 10.9 |
| Turnover margin | +1.3 | - |
| Assist/turnover ratio | 1.6 | 1.0 |
| Steals | 68 | 68 |
| Steals per game | 5.2 | 5.2 |
| Blocks | 43 | 53 |
| Blocks per game | 3.3 | 4.1 |
| Winning streak | 5 | - |
| Home win streak | 8 | - |
| Attendance | 88550 | 14568 |
| Home games-Avg/Game | 8-11069 | 2-7284 |
| Neutral site-Avg/Game | - | 3-4195 |

Team Results

| Date | Opponent | | Score | Att. |
|------------|-------------------|---|-------|-------|
| 11/06/2023 | USC Upstate | W | 82-53 | 11216 |
| 11/10/2023 | vs Virginia Tech | W | 79-77 | 6783 |
| 11/13/2023 | VMI | W | 74-64 | 10449 |
| 11/17/2023 | vs DePaul | W | 73-68 | 3214 |
| 11/19/2023 | vs Grand Canyon | W | 75-68 | 2589 |
| 11/28/2023 | Notre Dame | W | 65-53 | 15215 |
| 12/01/2023 | George Washington | W | 89-67 | 10936 |
| 12/06/2023 | at Clemson | L | 67-72 | 9000 |
| 12/09/2023 | at East Carolina | W | 68-62 | 5568 |
| 12/16/2023 | Charleston So. | W | 73-69 | 10006 |
| 12/19/2023 | Winthrop | W | 72-62 | 9455 |
| 12/22/2023 | Elon | W | 70-43 | 10203 |
| 12/30/2023 | Florida A&M | W | 94-62 | 11070 |



2023-24 South Carolina Men's Basketball
Overall Team Statistics
All games

Page 1/1
as of Dec 30, 2023

Team Statistics

| | USC | OPP |
|------------------------|----------------|----------------|
| Scoring | 981 | 820 |
| Points per game | 75.5 | 63.1 |
| Scoring margin | +12.4 | - |
| Field goals-att | 343-763 | 288-716 |
| Field goal pct | .450 | .402 |
| 3 point fg-att | 115-330 | 77-227 |
| 3-point FG pct | .348 | .339 |
| 3-pt FG made per game | 8.8 | 5.9 |
| Free throws-att | 180-245 | 167-235 |
| Free throw pct | .735 | .711 |
| F-Throws made per game | 13.8 | 12.8 |
| Rebounds | 482 | 414 |
| Rebounds per game | 37.1 | 31.8 |
| Rebounding margin | +5.2 | - |
| Assists | 200 | 143 |
| Assists per game | 15.4 | 11.0 |
| Turnovers | 125 | 142 |
| Turnovers per game | 9.6 | 10.9 |
| Turnover margin | +1.3 | - |
| Assist/turnover ratio | 1.6 | 1.0 |
| Steals | 68 | 68 |
| Steals per game | 5.2 | 5.2 |
| Blocks | 43 | 53 |
| Blocks per game | 3.3 | 4.1 |
| Winning streak | 5 | - |
| Home win streak | 8 | - |
| Attendance | 88550 | 14568 |
| Home games-Avg/Game | 8-11069 | 2-7284 |
| Neutral site-Avg/Game | - | 3-4195 |

Score by Periods

| Team | 1st | 2nd | OT | TOT |
|----------------|-----|-----|----|-----|
| South Carolina | 481 | 500 | 0 | 981 |
| Opponents | 369 | 451 | 0 | 820 |



2023-24 SOUTH CAROLINA BASKETBALL STATS



2023-24 South Carolina Men's Basketball Category Leaders All games

Page 1/3
as of Dec 30, 2023

Points

| ## | Player | G | Pts | Pts/G |
|----|---------------------------|----|-----|-------|
| 5 | Johnson, Meechie | 12 | 212 | 17.7 |
| 2 | Mack, B.J. | 13 | 182 | 14.0 |
| 10 | Stute, Myles | 13 | 138 | 10.6 |
| 55 | Cooper, Ta'lon | 13 | 123 | 9.5 |
| 1 | Wright, Jacobi | 13 | 84 | 6.5 |
| 12 | Davis, Zachary | 12 | 55 | 4.6 |
| 4 | Clark, Stephen | 13 | 45 | 3.5 |
| 30 | Murray-Boyles, Collin | 7 | 44 | 6.3 |
| 31 | Bosmans-Verdonk, Benjamin | 12 | 39 | 3.3 |
| 15 | Ugusuk, Morris | 12 | 38 | 3.2 |
| 33 | Gray, Josh | 10 | 17 | 1.7 |
| 14 | Sparkman, Eli | 4 | 4 | 1.0 |

Scoring Average

| ## | Player | G | Pts | Pts/G |
|----|---------------------------|----|-----|-------|
| 5 | Johnson, Meechie | 12 | 212 | 17.7 |
| 2 | Mack, B.J. | 13 | 182 | 14.0 |
| 10 | Stute, Myles | 13 | 138 | 10.6 |
| 55 | Cooper, Ta'lon | 13 | 123 | 9.5 |
| 1 | Wright, Jacobi | 13 | 84 | 6.5 |
| 30 | Murray-Boyles, Collin | 7 | 44 | 6.3 |
| 12 | Davis, Zachary | 12 | 55 | 4.6 |
| 4 | Clark, Stephen | 13 | 45 | 3.5 |
| 31 | Bosmans-Verdonk, Benjamin | 12 | 39 | 3.3 |
| 15 | Ugusuk, Morris | 12 | 38 | 3.2 |
| 33 | Gray, Josh | 10 | 17 | 1.7 |
| 14 | Sparkman, Eli | 4 | 4 | 1.0 |

Field Goal Percentage

| ## | Player | FG | Att | Pct |
|----|---------------------------|----|-----|------|
| 31 | Bosmans-Verdonk, Benjamin | 16 | 24 | .667 |
| 30 | Murray-Boyles, Collin | 15 | 27 | .556 |
| 55 | Cooper, Ta'lon | 43 | 85 | .506 |
| 4 | Clark, Stephen | 19 | 38 | .500 |
| 33 | Gray, Josh | 5 | 11 | .455 |
| 2 | Mack, B.J. | 64 | 141 | .454 |
| 5 | Johnson, Meechie | 68 | 154 | .442 |
| 10 | Stute, Myles | 49 | 112 | .438 |
| 12 | Davis, Zachary | 21 | 48 | .438 |
| 1 | Wright, Jacobi | 29 | 77 | .377 |
| 15 | Ugusuk, Morris | 13 | 40 | .325 |
| 14 | Sparkman, Eli | 1 | 5 | .200 |

Field Goal Attempts

| ## | Player | G | Att | Att/G |
|----|------------------|----|-----|-------|
| 5 | Johnson, Meechie | 12 | 154 | 12.8 |
| 2 | Mack, B.J. | 13 | 141 | 10.8 |
| 10 | Stute, Myles | 13 | 112 | 8.6 |
| 55 | Cooper, Ta'lon | 13 | 85 | 6.5 |
| 1 | Wright, Jacobi | 13 | 77 | 5.9 |

Field Goals Made

| ## | Player | G | Made | Made/G |
|----|------------------|----|------|--------|
| 5 | Johnson, Meechie | 12 | 68 | 5.7 |
| 2 | Mack, B.J. | 13 | 64 | 4.9 |
| 10 | Stute, Myles | 13 | 49 | 3.8 |
| 55 | Cooper, Ta'lon | 13 | 43 | 3.3 |
| 1 | Wright, Jacobi | 13 | 29 | 2.2 |

3-Point FG Percentage

| ## | Player | 3FG | Att | Pct |
|----|------------------|-----|-----|------|
| 55 | Cooper, Ta'lon | 18 | 43 | .419 |
| 4 | Clark, Stephen | 2 | 5 | .400 |
| 10 | Stute, Myles | 25 | 64 | .391 |
| 5 | Johnson, Meechie | 25 | 70 | .357 |
| 12 | Davis, Zachary | 9 | 26 | .346 |
| 2 | Mack, B.J. | 19 | 56 | .339 |
| 15 | Ugusuk, Morris | 10 | 30 | .333 |
| 1 | Wright, Jacobi | 7 | 30 | .233 |

3-Point FG Attempts

| ## | Player | G | Att | Att/G |
|----|------------------|----|-----|-------|
| 5 | Johnson, Meechie | 12 | 70 | 5.8 |
| 10 | Stute, Myles | 13 | 64 | 4.9 |
| 2 | Mack, B.J. | 13 | 56 | 4.3 |
| 55 | Cooper, Ta'lon | 13 | 43 | 3.3 |
| 1 | Wright, Jacobi | 13 | 30 | 2.3 |

3-Point FG Made

| ## | Player | G | Made | Made/G |
|----|------------------|----|------|--------|
| 5 | Johnson, Meechie | 12 | 25 | 2.1 |
| 10 | Stute, Myles | 13 | 25 | 1.9 |
| 2 | Mack, B.J. | 13 | 19 | 1.5 |
| 55 | Cooper, Ta'lon | 13 | 18 | 1.4 |
| 15 | Ugusuk, Morris | 12 | 10 | 0.8 |



2023-24 SOUTH CAROLINA BASKETBALL STATS

2023-24 South Carolina Men's Basketball Category Leaders All games



Page 2/3
as of Dec 30, 2023

Free Throw Percentage

| ## | Player | Made | Att | Pct |
|----|---------------------------|------|-----|-------|
| 14 | Sparkman, Eli | 2 | 2 | 1.000 |
| 1 | Wright, Jacobi | 19 | 22 | .864 |
| 5 | Johnson, Meechie | 51 | 62 | .823 |
| 2 | Mack, B.J. | 35 | 43 | .814 |
| 55 | Cooper, Ta'lon | 19 | 26 | .731 |
| 4 | Clark, Stephen | 5 | 7 | .714 |
| 30 | Murray-Boyles, Collin | 14 | 21 | .667 |
| 15 | Ugusuk, Morris | 2 | 3 | .667 |
| 31 | Bosmans-Verdonk, Benjamin | 7 | 11 | .636 |
| 10 | Stute, Myles | 15 | 24 | .625 |
| 33 | Gray, Josh | 7 | 15 | .467 |
| 12 | Davis, Zachary | 4 | 9 | .444 |

Free Throw Attempts

| ## | Player | G | Att | Att/G |
|----|------------------|----|-----|-------|
| 5 | Johnson, Meechie | 12 | 62 | 5.2 |
| 2 | Mack, B.J. | 13 | 43 | 3.3 |
| 55 | Cooper, Ta'lon | 13 | 26 | 2.0 |
| 10 | Stute, Myles | 13 | 24 | 1.8 |
| 1 | Wright, Jacobi | 13 | 22 | 1.7 |

Free Throws Made

| ## | Player | G | Made | Made/G |
|----|------------------|----|------|--------|
| 5 | Johnson, Meechie | 12 | 51 | 4.3 |
| 2 | Mack, B.J. | 13 | 35 | 2.7 |
| 55 | Cooper, Ta'lon | 13 | 19 | 1.5 |
| 1 | Wright, Jacobi | 13 | 19 | 1.5 |
| 10 | Stute, Myles | 13 | 15 | 1.2 |

Rebounds

| ## | Player | G | Reb | Reb/G |
|----|---------------------------|----|-----|-------|
| 2 | Mack, B.J. | 13 | 66 | 5.1 |
| 55 | Cooper, Ta'lon | 13 | 56 | 4.3 |
| 10 | Stute, Myles | 13 | 52 | 4.0 |
| 5 | Johnson, Meechie | 12 | 49 | 4.1 |
| 31 | Bosmans-Verdonk, Benjamin | 12 | 46 | 3.8 |

Assists

| ## | Player | G | Ast | Ast/G |
|----|------------------|----|-----|-------|
| 55 | Cooper, Ta'lon | 13 | 58 | 4.5 |
| 5 | Johnson, Meechie | 12 | 31 | 2.6 |
| 1 | Wright, Jacobi | 13 | 26 | 2.0 |
| 2 | Mack, B.J. | 13 | 19 | 1.5 |
| 10 | Stute, Myles | 13 | 17 | 1.3 |

Rebounds Average

| ## | Player | G | Reb | Reb/G |
|----|---------------------------|----|-----|-------|
| 2 | Mack, B.J. | 13 | 66 | 5.1 |
| 55 | Cooper, Ta'lon | 13 | 56 | 4.3 |
| 5 | Johnson, Meechie | 12 | 49 | 4.1 |
| 10 | Stute, Myles | 13 | 52 | 4.0 |
| 31 | Bosmans-Verdonk, Benjamin | 12 | 46 | 3.8 |

Steals

| ## | Player | G | Stl | Stl/G |
|----|------------------|----|-----|-------|
| 12 | Davis, Zachary | 12 | 12 | 1.0 |
| 5 | Johnson, Meechie | 12 | 11 | 0.9 |
| 10 | Stute, Myles | 13 | 10 | 0.8 |
| 1 | Wright, Jacobi | 13 | 9 | 0.7 |
| 2 | Mack, B.J. | 13 | 8 | 0.6 |

Offensive Rebounds

| ## | Player | G | OReb | OReb/G |
|----|---------------------------|----|------|--------|
| 31 | Bosmans-Verdonk, Benjamin | 12 | 27 | 2.3 |
| 10 | Stute, Myles | 13 | 18 | 1.4 |
| 2 | Mack, B.J. | 13 | 17 | 1.3 |
| 55 | Cooper, Ta'lon | 13 | 16 | 1.2 |
| 5 | Johnson, Meechie | 12 | 10 | 0.8 |

Blocked Shots

| ## | Player | G | Blk | Blk/G |
|----|---------------------------|----|-----|-------|
| 4 | Clark, Stephen | 13 | 13 | 1.0 |
| 2 | Mack, B.J. | 13 | 10 | 0.8 |
| 12 | Davis, Zachary | 12 | 4 | 0.3 |
| 55 | Cooper, Ta'lon | 13 | 3 | 0.2 |
| 31 | Bosmans-Verdonk, Benjamin | 12 | 3 | 0.3 |

Defensive Rebounds

| ## | Player | G | DReb | DReb/G |
|----|------------------|----|------|--------|
| 2 | Mack, B.J. | 13 | 49 | 3.8 |
| 55 | Cooper, Ta'lon | 13 | 40 | 3.1 |
| 5 | Johnson, Meechie | 12 | 39 | 3.3 |
| 12 | Davis, Zachary | 12 | 38 | 3.2 |
| 10 | Stute, Myles | 13 | 34 | 2.6 |

Minutes

| ## | Player | G | Min | Min/G |
|----|------------------|----|-----|-------|
| 55 | Cooper, Ta'lon | 13 | 410 | 31:32 |
| 10 | Stute, Myles | 13 | 339 | 26:06 |
| 5 | Johnson, Meechie | 12 | 338 | 28:08 |
| 2 | Mack, B.J. | 13 | 318 | 24:27 |
| 1 | Wright, Jacobi | 13 | 293 | 22:32 |

Fouls

| ## | Player | G | PF | PF/G |
|----|---------------------------|----|----|------|
| 2 | Mack, B.J. | 13 | 30 | 2.3 |
| 10 | Stute, Myles | 13 | 25 | 1.9 |
| 4 | Clark, Stephen | 13 | 25 | 1.9 |
| 5 | Johnson, Meechie | 12 | 24 | 2.0 |
| 31 | Bosmans-Verdonk, Benjamin | 12 | 24 | 2.0 |

Turnovers

| ## | Player | G | TO | TO/G |
|----|------------------|----|----|------|
| 5 | Johnson, Meechie | 12 | 18 | 1.5 |
| 10 | Stute, Myles | 13 | 17 | 1.3 |
| 2 | Mack, B.J. | 13 | 16 | 1.2 |
| 55 | Cooper, Ta'lon | 13 | 14 | 1.1 |
| 1 | Wright, Jacobi | 13 | 12 | 0.9 |



2023-24 South Carolina Men's Basketball
Player Highs Analysis
All games

Page 1/3
as of Dec 30, 2023

South Carolina - Individual Game Highs

| | | | |
|------------------------------------|-------|-------|---|
| POINTS | 29 | | Meechie Johnson vs Notre Dame (11/28/2023) |
| | 27 | | B.J. Mack vs Grand Canyon (N) (11/19/2023) |
| | 26 | | Meechie Johnson at Clemson (12/06/2023) |
| | 24 | | Meechie Johnson vs George Washington (12/01/2023) |
| | 24 | | Meechie Johnson vs DePaul (N) (11/17/2023) |
| FIELD GOALS MADE | 9 | | Meechie Johnson vs George Washington (12/01/2023) |
| | 9 | | Meechie Johnson vs Notre Dame (11/28/2023) |
| | 9 | | B.J. Mack vs Virginia Tech (N) (11/10/2023) |
| FIELD GOAL ATTEMPTS | 16 | | Meechie Johnson vs Winthrop (12/19/2023) |
| | 16 | | Meechie Johnson vs Charleston So. (12/16/2023) |
| | 16 | | Meechie Johnson at Clemson (12/06/2023) |
| | 16 | | Meechie Johnson vs George Washington (12/01/2023) |
| | 16 | | Meechie Johnson vs DePaul (N) (11/17/2023) |
| | 16 | | Meechie Johnson vs VMI (11/13/2023) |
| | 16 | | B.J. Mack vs Virginia Tech (N) (11/10/2023) |
| FIELD GOAL PERCENTAGE (min 5 made) | .833 | (5-6) | Collin Murray-Boyles vs Florida A&M (12/30/2023) |
| | .714 | (5-7) | Ta'lon Cooper vs George Washington (12/01/2023) |
| | .714 | (5-7) | Ta'lon Cooper vs USC Upstate (11/06/2023) |
| 3 PT FG MADE | 6 | | Meechie Johnson at Clemson (12/06/2023) |
| | 5 | | Meechie Johnson vs George Washington (12/01/2023) |
| | 5 | | Myles Stute vs Virginia Tech (N) (11/10/2023) |
| 3 PT FG ATTEMPTS | 10 | | Meechie Johnson at Clemson (12/06/2023) |
| | 9 | | Myles Stute vs Florida A&M (12/30/2023) |
| | 9 | | Myles Stute vs Elon (12/22/2023) |
| | 9 | | Meechie Johnson vs Notre Dame (11/28/2023) |
| 3 PT FG PERCENTAGE (min 2 made) | 1.000 | (2-2) | Jacobi Wright vs VMI (11/13/2023) |
| | 1.000 | (2-2) | Meechie Johnson vs USC Upstate (11/06/2023) |
| FREE THROWS MADE | 9 | | B.J. Mack vs Grand Canyon (N) (11/19/2023) |
| | 8 | | Meechie Johnson vs Winthrop (12/19/2023) |
| FREE THROW ATTEMPTS | 11 | | Meechie Johnson vs DePaul (N) (11/17/2023) |
| | 9 | | B.J. Mack vs Grand Canyon (N) (11/19/2023) |
| | 9 | | Josh Gray vs DePaul (N) (11/17/2023) |
| FREE THROW PERCENTAGE (min 3 made) | 1.000 | (9-9) | B.J. Mack vs Grand Canyon (N) (11/19/2023) |
| | 1.000 | (8-8) | Meechie Johnson vs Winthrop (12/19/2023) |
| | 1.000 | (5-5) | Meechie Johnson vs Charleston So. (12/16/2023) |
| | 1.000 | (4-4) | Meechie Johnson vs Florida A&M (12/30/2023) |
| | 1.000 | (4-4) | Meechie Johnson at East Carolina (12/09/2023) |
| | 1.000 | (4-4) | Meechie Johnson at Clemson (12/06/2023) |
| | 1.000 | (4-4) | Jacobi Wright vs Notre Dame (11/28/2023) |
| | 1.000 | (3-3) | Stephen Clark at Clemson (12/06/2023) |
| | 1.000 | (3-3) | Jacobi Wright vs Virginia Tech (N) (11/10/2023) |
| REBOUNDS | 13 | | B.J. Mack vs VMI (11/13/2023) |
| | 9 | | Stephen Clark vs Florida A&M (12/30/2023) |
| ASSISTS | 8 | | Ta'lon Cooper vs George Washington (12/01/2023) |
| | 7 | | Ta'lon Cooper vs VMI (11/13/2023) |
| | 7 | | Ta'lon Cooper vs Virginia Tech (N) (11/10/2023) |
| STEALS | 3 | | Meechie Johnson at Clemson (12/06/2023) |
| | 3 | | B.J. Mack vs VMI (11/13/2023) |
| | 3 | | Zachary Davis vs USC Upstate (11/06/2023) |
| BLOCKED SHOTS | 3 | | Stephen Clark at East Carolina (12/09/2023) |
| | 2 | | B.J. Mack vs Florida A&M (12/30/2023) |
| | 2 | | B.J. Mack vs Winthrop (12/19/2023) |
| | 2 | | B.J. Mack vs George Washington (12/01/2023) |
| | 2 | | Stephen Clark vs George Washington (12/01/2023) |



Opponent - Individual Game Highs

| | | | |
|------------------------------------|-------|-------|---|
| POINTS | 26 | | Sean Pedulla vs Virginia Tech (N) (11/10/2023) |
| | 24 | | Chico Carter, Jr. vs DePaul (N) (11/17/2023) |
| | 22 | | Taje' Kelly vs Charleston So. (12/16/2023) |
| | 20 | | Kelton Talford vs Winthrop (12/19/2023) |
| | 18 | | Darren Buchanan Jr. vs George Washington (12/01/2023) |
| | 18 | | Gabe McGlothan vs Grand Canyon (N) (11/19/2023) |
| FIELD GOALS MADE | 11 | | Taje' Kelly vs Charleston So. (12/16/2023) |
| | 8 | | Chico Carter, Jr. vs DePaul (N) (11/17/2023) |
| FIELD GOAL ATTEMPTS | 17 | | Taje' Kelly vs Charleston So. (12/16/2023) |
| | 15 | | Tyon Grant-Foster vs Grand Canyon (N) (11/19/2023) |
| FIELD GOAL PERCENTAGE (min 5 made) | .714 | (5-7) | Collin Moore vs Grand Canyon (N) (11/19/2023) |
| | .714 | (5-7) | Lynn Kidd vs Virginia Tech (N) (11/10/2023) |
| 3 PT FG MADE | 4 | | James Bishop IV vs George Washington (12/01/2023) |
| | 3 | | Keith Lamar vs Florida A&M (12/30/2023) |
| | 3 | | K.J. Doucet vs Winthrop (12/19/2023) |
| | 3 | | DJ Patrick vs Charleston So. (12/16/2023) |
| | 3 | | Chauncey Wiggins at Clemson (12/06/2023) |
| | 3 | | Trey Autry vs George Washington (12/01/2023) |
| | 3 | | Collin Moore vs Grand Canyon (N) (11/19/2023) |
| | 3 | | Sean Pedulla vs Virginia Tech (N) (11/10/2023) |
| | 3 | | Hunter Cattoor vs Virginia Tech (N) (11/10/2023) |
| 3 PT FG ATTEMPTS | 10 | | K.J. Doucet vs Winthrop (12/19/2023) |
| | 10 | | Hunter Cattoor vs Virginia Tech (N) (11/10/2023) |
| 3 PT FG PERCENTAGE (min 2 made) | 1.000 | (3-3) | Collin Moore vs Grand Canyon (N) (11/19/2023) |
| | 1.000 | (2-2) | Jacoi Hutchinson vs George Washington (12/01/2023) |
| FREE THROWS MADE | 10 | | Kelton Talford vs Winthrop (12/19/2023) |
| | 9 | | Gabe McGlothan vs Grand Canyon (N) (11/19/2023) |
| | 9 | | Sean Pedulla vs Virginia Tech (N) (11/10/2023) |
| FREE THROW ATTEMPTS | 11 | | Kelton Talford vs Winthrop (12/19/2023) |
| | 11 | | Ezra Ausar at East Carolina (12/09/2023) |
| | 11 | | Sean Pedulla vs Virginia Tech (N) (11/10/2023) |
| FREE THROW PERCENTAGE (min 3 made) | 1.000 | (4-4) | Joseph Girard III at Clemson (12/06/2023) |
| | 1.000 | (4-4) | Ray Harrison vs Grand Canyon (N) (11/19/2023) |
| | 1.000 | (4-4) | Brennan Watkins vs VMI (11/13/2023) |
| | 1.000 | (3-3) | A'lahn Sumler vs Charleston So. (12/16/2023) |
| | 1.000 | (3-3) | Tyran Cook vs VMI (11/13/2023) |
| REBOUNDS | 12 | | Ian Schieffelin at Clemson (12/06/2023) |
| | 11 | | Taeshaud Jackson vs VMI (11/13/2023) |
| ASSISTS | 5 | | Jacoi Hutchinson vs George Washington (12/01/2023) |
| | 5 | | Markus Burton vs Notre Dame (11/28/2023) |
| | 5 | | Sean Pedulla vs Virginia Tech (N) (11/10/2023) |
| STEALS | 4 | | Keith Lamar vs Florida A&M (12/30/2023) |
| | 3 | | Tyran Cook vs VMI (11/13/2023) |
| | 3 | | Justin Bailey vs USC Upstate (11/06/2023) |
| BLOCKED SHOTS | 4 | | PJ Hall at Clemson (12/06/2023) |
| | 3 | | Babatunde Akingbola vs George Washington (12/01/2023) |
| | 3 | | Kebba Njie vs Notre Dame (11/28/2023) |
| | 3 | | Ahmir Langlais vs USC Upstate (11/06/2023) |
| TURNOVERS | 6 | | Markus Burton vs Notre Dame (11/28/2023) |
| | 5 | | Ezra Ausar at East Carolina (12/09/2023) |
| FOULS | 5 | | Keith Lamar vs Florida A&M (12/30/2023) |
| | 5 | | Jordan Chatman vs Florida A&M (12/30/2023) |
| | 5 | | K.J. Doucet vs Winthrop (12/19/2023) |
| | 5 | | Gabe McGlothan vs Grand Canyon (N) (11/19/2023) |
| | 5 | | Caleb Murphy vs DePaul (N) (11/17/2023) |



2023-24 South Carolina Men's Basketball
Team High/Low Analysis
All games

South Carolina - Game Highs

| | | | |
|------------------------------|-------|---------|-----------------------------------|
| POINTS | 94 | | Florida A&M (12/30/2023) |
| | 89 | | George Washington (12/01/2023) |
| | 82 | | USC Upstate (11/06/2023) |
| | 79 | | vs Virginia Tech (N) (11/10/2023) |
| | 75 | | vs Grand Canyon (N) (11/19/2023) |
| FIELD GOALS MADE | 33 | | George Washington (12/01/2023) |
| | 31 | | vs Virginia Tech (N) (11/10/2023) |
| FIELD GOAL ATTEMPTS | 71 | | VMI (11/13/2023) |
| | 68 | | Winthrop (12/19/2023) |
| FIELD GOAL PERCENTAGE | .564 | (31-55) | vs Virginia Tech (N) (11/10/2023) |
| | .540 | (27-50) | vs Grand Canyon (N) (11/19/2023) |
| 3 PT FG MADE | 18 | | George Washington (12/01/2023) |
| | 12 | | USC Upstate (11/06/2023) |
| 3 PT FG ATTEMPTS | 35 | | George Washington (12/01/2023) |
| | 30 | | Elon (12/22/2023) |
| | 30 | | at Clemson (12/06/2023) |
| 3 PT FG PERCENTAGE | .545 | (12-22) | USC Upstate (11/06/2023) |
| | .514 | (18-35) | George Washington (12/01/2023) |
| FREE THROWS MADE | 24 | | Florida A&M (12/30/2023) |
| | 20 | | Notre Dame (11/28/2023) |
| | 20 | | vs DePaul (N) (11/17/2023) |
| FREE THROW ATTEMPTS | 34 | | vs DePaul (N) (11/17/2023) |
| | 28 | | Florida A&M (12/30/2023) |
| FREE THROW PERCENTAGE | 1.000 | (12-12) | Winthrop (12/19/2023) |
| | .875 | (14-16) | vs Grand Canyon (N) (11/19/2023) |
| | .875 | (7-8) | vs Virginia Tech (N) (11/10/2023) |
| REBOUNDS | 45 | | USC Upstate (11/06/2023) |
| | 44 | | Florida A&M (12/30/2023) |
| | 44 | | Elon (12/22/2023) |
| | 44 | | VMI (11/13/2023) |
| ASSISTS | 21 | | Florida A&M (12/30/2023) |
| | 19 | | George Washington (12/01/2023) |
| STEALS | 10 | | VMI (11/13/2023) |
| | 7 | | Elon (12/22/2023) |
| | 7 | | George Washington (12/01/2023) |
| | 7 | | USC Upstate (11/06/2023) |
| BLOCKED SHOTS | 6 | | George Washington (12/01/2023) |
| | 5 | | Florida A&M (12/30/2023) |
| | 5 | | Winthrop (12/19/2023) |
| TURNOVERS | 17 | | vs DePaul (N) (11/17/2023) |
| | 15 | | USC Upstate (11/06/2023) |
| FOULS | 24 | | vs Grand Canyon (N) (11/19/2023) |
| | 24 | | vs DePaul (N) (11/17/2023) |



2023-24 South Carolina Men's Basketball
Team High/Low Analysis
All games

Page 2/4
as of Dec 30, 2023

Opponent - Game Highs

| | | | |
|-----------------------|------|---------|-----------------------------------|
| POINTS | 77 | | vs Virginia Tech (N) (11/10/2023) |
| | 72 | | at Clemson (12/06/2023) |
| | 69 | | Charleston So. (12/16/2023) |
| | 68 | | vs Grand Canyon (N) (11/19/2023) |
| | 68 | | vs DePaul (N) (11/17/2023) |
| FIELD GOALS MADE | 28 | | Charleston So. (12/16/2023) |
| | 26 | | vs Virginia Tech (N) (11/10/2023) |
| FIELD GOAL ATTEMPTS | 63 | | Florida A&M (12/30/2023) |
| | 60 | | George Washington (12/01/2023) |
| FIELD GOAL PERCENTAGE | .500 | (26-52) | vs Virginia Tech (N) (11/10/2023) |
| | .483 | (28-58) | Charleston So. (12/16/2023) |
| 3 PT FG MADE | 11 | | George Washington (12/01/2023) |
| | 8 | | at Clemson (12/06/2023) |
| 3 PT FG ATTEMPTS | 22 | | George Washington (12/01/2023) |
| | 22 | | vs Virginia Tech (N) (11/10/2023) |
| 3 PT FG PERCENTAGE | .538 | (7-13) | Florida A&M (12/30/2023) |
| | .500 | (11-22) | George Washington (12/01/2023) |
| FREE THROWS MADE | 23 | | Winthrop (12/19/2023) |
| | 23 | | vs Grand Canyon (N) (11/19/2023) |
| FREE THROW ATTEMPTS | 29 | | Winthrop (12/19/2023) |
| | 27 | | vs Grand Canyon (N) (11/19/2023) |
| FREE THROW PERCENTAGE | .852 | (23-27) | vs Grand Canyon (N) (11/19/2023) |
| | .818 | (18-22) | vs Virginia Tech (N) (11/10/2023) |
| REBOUNDS | 42 | | at Clemson (12/06/2023) |
| | 40 | | VMI (11/13/2023) |
| ASSISTS | 15 | | George Washington (12/01/2023) |
| | 13 | | Winthrop (12/19/2023) |
| | 13 | | at Clemson (12/06/2023) |
| | 13 | | vs Virginia Tech (N) (11/10/2023) |
| | 13 | | USC Upstate (11/06/2023) |
| STEALS | 11 | | USC Upstate (11/06/2023) |
| | 8 | | vs Virginia Tech (N) (11/10/2023) |
| BLOCKED SHOTS | 7 | | Charleston So. (12/16/2023) |
| | 7 | | at Clemson (12/06/2023) |
| TURNOVERS | 16 | | VMI (11/13/2023) |
| | 15 | | Elon (12/22/2023) |
| FOULS | 26 | | vs DePaul (N) (11/17/2023) |
| | 22 | | VMI (11/13/2023) |



2023-24 South Carolina Men's Basketball
Team High/Low Analysis
All games

Page 3/4
as of Dec 30, 2023

South Carolina - Game Lows

| | | | |
|-----------------------|------|---------|-----------------------------------|
| POINTS | 65 | | Notre Dame (11/28/2023) |
| | 67 | | at Clemson (12/06/2023) |
| | 68 | | at East Carolina (12/09/2023) |
| | 70 | | Elon (12/22/2023) |
| | 72 | | Winthrop (12/19/2023) |
| FIELD GOALS MADE | 19 | | Notre Dame (11/28/2023) |
| | 21 | | at East Carolina (12/09/2023) |
| FIELD GOAL ATTEMPTS | 48 | | at East Carolina (12/09/2023) |
| | 50 | | Notre Dame (11/28/2023) |
| | 50 | | vs Grand Canyon (N) (11/19/2023) |
| FIELD GOAL PERCENTAGE | .352 | (25-71) | VMI (11/13/2023) |
| | .361 | (22-61) | at Clemson (12/06/2023) |
| 3 PT FG MADE | 5 | | vs DePaul (N) (11/17/2023) |
| | 6 | | Winthrop (12/19/2023) |
| | 6 | | Charleston So. (12/16/2023) |
| 3 PT FG ATTEMPTS | 17 | | vs Grand Canyon (N) (11/19/2023) |
| | 21 | | vs DePaul (N) (11/17/2023) |
| | 21 | | vs Virginia Tech (N) (11/10/2023) |
| 3 PT FG PERCENTAGE | .231 | (6-26) | Winthrop (12/19/2023) |
| | .238 | (5-21) | vs DePaul (N) (11/17/2023) |
| FREE THROWS MADE | 5 | | George Washington (12/01/2023) |
| | 7 | | vs Virginia Tech (N) (11/10/2023) |
| FREE THROW ATTEMPTS | 7 | | George Washington (12/01/2023) |
| | 8 | | vs Virginia Tech (N) (11/10/2023) |
| FREE THROW PERCENTAGE | .588 | (20-34) | vs DePaul (N) (11/17/2023) |
| | .625 | (10-16) | Elon (12/22/2023) |
| REBOUNDS | 23 | | vs Grand Canyon (N) (11/19/2023) |
| | 30 | | vs Virginia Tech (N) (11/10/2023) |
| ASSISTS | 11 | | Notre Dame (11/28/2023) |
| | 12 | | vs DePaul (N) (11/17/2023) |
| STEALS | 2 | | at East Carolina (12/09/2023) |
| | 2 | | vs Virginia Tech (N) (11/10/2023) |
| BLOCKED SHOTS | 0 | | Charleston So. (12/16/2023) |
| | 1 | | vs Grand Canyon (N) (11/19/2023) |
| TURNOVERS | 3 | | George Washington (12/01/2023) |
| | 6 | | Charleston So. (12/16/2023) |
| FOULS | 7 | | Charleston So. (12/16/2023) |
| | 9 | | Florida A&M (12/30/2023) |
| | 9 | | George Washington (12/01/2023) |



2023-24 South Carolina Men's Basketball
Team High/Low Analysis
All games

Page 4/4
as of Dec 30, 2023

Opponent - Game Lows

| | | | |
|-----------------------|------|---------|-----------------------------------|
| POINTS | 43 | | Elon (12/22/2023) |
| | 53 | | Notre Dame (11/28/2023) |
| | 53 | | USC Upstate (11/06/2023) |
| | 62 | | Florida A&M (12/30/2023) |
| | 62 | | Winthrop (12/19/2023) |
| | 62 | | at East Carolina (12/09/2023) |
| FIELD GOALS MADE | 16 | | Elon (12/22/2023) |
| | 16 | | Winthrop (12/19/2023) |
| FIELD GOAL ATTEMPTS | 47 | | Winthrop (12/19/2023) |
| | 50 | | Elon (12/22/2023) |
| FIELD GOAL PERCENTAGE | .320 | (16-50) | Elon (12/22/2023) |
| | .327 | (17-52) | Notre Dame (11/28/2023) |
| 3 PT FG MADE | 2 | | Elon (12/22/2023) |
| | 4 | | vs DePaul (N) (11/17/2023) |
| | 4 | | VMI (11/13/2023) |
| | 4 | | USC Upstate (11/06/2023) |
| 3 PT FG ATTEMPTS | 13 | | Florida A&M (12/30/2023) |
| | 13 | | VMI (11/13/2023) |
| 3 PT FG PERCENTAGE | .143 | (2-14) | Elon (12/22/2023) |
| | .250 | (4-16) | vs DePaul (N) (11/17/2023) |
| | .250 | (4-16) | USC Upstate (11/06/2023) |
| FREE THROWS MADE | 5 | | Florida A&M (12/30/2023) |
| | 6 | | Charleston So. (12/16/2023) |
| | 6 | | George Washington (12/01/2023) |
| FREE THROW ATTEMPTS | 8 | | Charleston So. (12/16/2023) |
| | 8 | | George Washington (12/01/2023) |
| FREE THROW PERCENTAGE | .500 | (7-14) | USC Upstate (11/06/2023) |
| | .500 | (5-10) | Florida A&M (12/30/2023) |
| REBOUNDS | 23 | | vs Virginia Tech (N) (11/10/2023) |
| | 26 | | Charleston So. (12/16/2023) |
| ASSISTS | 7 | | vs Grand Canyon (N) (11/19/2023) |
| | 8 | | Elon (12/22/2023) |
| | 8 | | at East Carolina (12/09/2023) |
| | 8 | | Notre Dame (11/28/2023) |
| STEALS | 2 | | Notre Dame (11/28/2023) |
| | 3 | | George Washington (12/01/2023) |
| | 3 | | vs Grand Canyon (N) (11/19/2023) |
| BLOCKED SHOTS | 1 | | vs Grand Canyon (N) (11/19/2023) |
| | 1 | | vs Virginia Tech (N) (11/10/2023) |
| TURNOVERS | 5 | | Charleston So. (12/16/2023) |
| | 5 | | vs Virginia Tech (N) (11/10/2023) |
| FOULS | 9 | | George Washington (12/01/2023) |
| | 11 | | Charleston So. (12/16/2023) |



#0 EBRIMA DIBBA



#1 JACOBI WRIGHT



#2 B.J. MACK



#4 STEPHEN CLARK



#5 MEECHIE JOHNSON



#10 MYLES STUTE



#12 ZACHARY DAVIS



#13 AUSTIN HERRO



#14 ELI SPARKMAN



#15 MORRIS UGUSUK



#20 DANNY GRAJZL



#21 ARDEN CONYERS



#30 COLLIN MURRAY-BOYLES



#31 BENJAMIN BOSMANS-VERDONK



#33 JOSH GRAY



#55 TA'LON COOPER



LAMONT PARIS



TIM BUCKLEY



TANNER BRONSON



EDDIE SHANNON