



2023-24 TEXAS A&M BASKETBALL

Game 28 vs. South Carolina

Wednesday, Feb. 28, 2024 | 7:30 p.m. (SEC Network)

Reed Arena, Bryan-College Station, Texas (12,989 cap.)

Game 29 at Georgia

Saturday, March 2, 2024 | 5 p.m. (SEC Network)

Stegeman Coliseum, Athens, Ga. (10,523 cap.)

TWITTER: @AGGIEMBK /// INSTAGRAM: @AGGIEMBK /// FACEBOOK: /AGGIEMBK /// #GIGEM /// #getBETTER

2023-24 SCHEDULE

November

6 (Mon.)	TAMU-COMMERCE (SECN+)	W, 78-46
10 (Fri.)	at Ohio State (Peacock)	W, 73-66
14 (Tue.)	at SMU (ESPN+)	W, 79-66
17 (Fri.)	ORAL ROBERTS (SECN+)	W, 74-66
23 (Thu.)	# vs. Penn State (ESPN)	W, 89-77
24 (Fri.)	# vs. No. 19/20 FAU (ESPN2)	L, 89-96
25 (Sun.)	# vs. Iowa State (ESPN2)	W, 73-69
29 (Wed.)	& at Virginia (ESPN2)	L, 47-59

December

6 (Wed.)	DEPAUL (SEC Network)	W, 89-64
10 (Sun.)	MEMPHIS (ESPN2)	L, 75-81
16 (Sat.)	% vs. No. 4/3 Houston (ESPN2)	L, 66-70
22 (Fri.)	HCU (SEC Network)	W, 79-52
30 (Sat.)	PRAIRIE VIEW A&M (SEC Network)	W, 79-54

January

6 (Sat.)	* LSU (SEC Network)	L, 53-68
9 (Tue.)	* at No. 16/16 Auburn (ESPN2)	L, 55-66
13 (Sat.)	* No. 6/6 KENTUCKY (ESPN)	W, 97-92 OT
16 (Tue.)	* at Arkansas (SEC Network)	L, 77-78
20 (Sat.)	* at LSU (ESPNU)	W, 73-69
23 (Tue.)	* MISSOURI (SEC Network)	W, 63-57
27 (Sat.)	* OLE MISS (SEC Network)	L, 68-71

February

3 (Sat.)	* FLORIDA (ESPN2)	W, 67-66
7 (Wed.)	* at Missouri (ESPN2)	W, 79-60
10 (Sat.)	* No. 6/6 TENNESSEE (ESPN)	W, 85-69
13 (Tue.)	* at Vanderbilt (ESPNU)	L, 73-74
17 (Sat.)	* at No. 15/15 Alabama (ESPN)	L, 75-100
20 (Tue.)	* ARKANSAS (ESPN)	L, 71-78
24 (Sat.)	* at No. 5/5 Tennessee (ESPN)	L, 51-86
28 (Wed.)	* SOUTH CAROLINA (SEC Network)	7:30 p.m.

TV: Clay Matvick (PxP) + Daymeon Fishback (Analyst)

RADIO: Andrew Monaco (PxP) + Dr. John Thornton (Analyst)

March

2 (Sat.)	* at Georgia (SEC Network)	5 p.m.
6 (Wed.)	* MISSISSIPPI STATE (ESPN2/ESPNU)	8 p.m.
9 (Sat.)	* at Ole Miss (CBS)	1 p.m.
13 (Wed.)	+ SEC Tournament	
21 (Thu.)	NCAA 1st/2nd Rounds (Site TBD)	
28 (Thu.)	NCAA Regionals (Site TBD)	

April

6 (Sat.)	NCAA Final Four (Glendale, Ariz.)	
----------	-----------------------------------	--

* - SEC Game

- ESPN Events Inv. (ESPN Wide World of Sports, Kissimmee, Fla.)

& - ACC-SEC Challenge

% - The Halal Guys Showcase (Toyota Center, Houston)

+ - SEC Tournament (Bridgestone Arena, Nashville, Tenn.)

\$ - NCAA 1st/2nd Rounds (Wells Fargo Arena, Des Moines, Iowa)

SOUTH CAROLINA GAMECOCKS



TEAM RECORD: 22-5, 10-4 vs. SEC (t3rd)

STREAK: W1

RANKING: #18 (AP) / #18 (CP) / #47 (NET)

LAST GAME: USC 72, at OM 59 (2/24/24)

HEAD COACH: Lamont Paris (2nd season)

TEXAS A&M AGGIES



TEAM RECORD: 15-12, 6-8 vs. SEC (t8th)

STREAK: L3

RANKING: NR (AP) / NR (CP) / #58 (NET)

LAST GAME: at #5 UT 86, TA&M 51 (2/24/24)

HEAD COACH: Buzz Williams (5th season)



As of 2/26	NET	RPI	KenPom	KPI	Torvik	BPI	SOR	Q1	Q2	Q3	Q4
	58	93	57	64	66	39	64	5-6	3-1	2-5	5-0

AGGIES HOST NO. 18 GAMECOCKS

The Texas A&M men's basketball team look to improve to 3-0 against AP Top 25 teams on its home court when the Aggies host No. 18 South Carolina at 7:30 p.m. on Wednesday at Reed Arena.

- The Aggies also seek to snap a four-game losing streak, which is the program's longest since dropping eight consecutive decisions in 2022.
- The Maroon & White already have tallied home top 25 wins over Kentucky and Tennessee, which were both No. 6 in the AP poll at the time.
- In the Buzz Williams era, the Aggies are 1-4 against the Gamecocks with the lone victory coming last season in Columbia, S.C. (94-53 on 1/14/23).
- USC is 4-3 at Reed Arena in SEC play with three straight wins. USC holds 9-5 advantage in the series that began when Texas A&M joined the SEC in 2012-13.

SEC LEADERS IN QUAD 1 WINS

- The Aggies are tied for the SEC lead with five NET Quadrant 1 victories in 2023-24 (5-6 overall).
- Texas A&M's Q1 wins are over Tennessee (current No. 5), vs. Iowa State (8), Kentucky (19), at SMU (43) and at Ohio State (66).
- Texas A&M's Q1 losses were vs. Houston (current No. 1), at Tennessee (5), at Alabama (6), at Auburn (7), vs. FAU (37), at Virginia (49) and Ole Miss (75).

MILESTONE TO WATCH

- Henry Coleman III's next point will be the 1,000th of his career at Texas A&M. Coupled with his already-existing 600+ rebounds and 100+ steals, he would join Rudy Woods (1978-82), Winston Crite (1983-87), Joseph Jones (2004-08) and Bryan Davis (2006-10) as the only 1,000/600/100 players in school history.

TRENDS AND NOTABLES

- Texas A&M remains the SEC leader in rebound margin at 8.5, despite being out-rebounded 50-33 in the last game vs. UT.
- The Aggies lead the nation in offensive rebounds/game at 17.8 and have garnered 20 or more offensive caroms eight times in 2023-24.
- A program that values drawing charges, Texas A&M went a month without being awarded a charge before drawing a pair against UT on 2/24. Last season's team leader with 18, Andersson Garcia tallied his first of 2023-24 vs. the Vols.
- Garcia has reeled in 30 more offensive rebounds than anyone else in the SEC for the full season and 16 more in league games.
- Jace Carter has reached double-digit points in four of his last six games while slashing 10.3 pts/4.7 rebs. He's also tied with Wade Taylor IV with 13 3-pointers in that span of games while hitting 36.1 of his 3FGA.
- Henry Coleman III has reached double-digit points in three of his last four games while slashing 11.5 points/5.8 rebounds.

MOST RECENT STARTING 5:



JACE CARTER
Titusville, Fla.



WADE TAYLOR IV
Dallas, Texas



WILDENS LEVEQUE
Brockton, Mass.



SOLOMON WASHINGTON
New Orleans, La.



TYRECE RADFORD
Baton Rouge, La.

LAST 10 MEETINGS VS. SOUTH CAROLINA

Date	Opponent (RK)	Result	TAMU	Opp	Diff	FGM	FGA	FG%	3PM	3PA	3P%	FTM	FTA	FT%	Off	Def	Reb	A	TO	PF	Stl	BS
02/06/16	South Carolina (25)	L	78	81	-3	26	53	.491	12	25	.480	14	22	.636	10	20	30	19	17	20	8	1
01/07/17	@South Carolina	L	68	79	-11	27	51	.529	11	19	.579	3	5	.600	12	25	37	16	25	15	11	2
02/03/18	South Carolina	W	83	60	23	29	55	.527	7	20	.350	18	24	.750	9	29	38	20	11	14	4	2
02/16/19	@South Carolina	L	77	84	-7	31	62	.500	9	22	.409	6	10	.600	8	24	32	12	17	22	9	6
03/05/19	South Carolina	L	54	71	-17	19	52	.365	5	23	.217	11	16	.688	13	23	36	9	13	15	8	2
01/18/20	South Carolina	L	67	81	-14	18	44	.409	3	14	.214	28	41	.683	9	18	27	9	13	14	8	3
02/08/20	@South Carolina	L	54	74	-20	15	55	.273	7	27	.259	17	23	.739	11	27	38	5	20	20	13	8
01/06/21	@South Carolina	L	54	78	-24	17	50	.340	5	25	.200	15	19	.789	6	25	31	11	19	19	7	5
01/29/22	South Carolina	L	63	74	-11	22	64	.344	5	25	.200	14	23	.609	20	21	41	10	13	23	6	7
01/14/23	@South Carolina	W	94	53	41	34	62	.548	9	20	.450	17	21	.810	20	28	48	16	11	16	7	2

* - SEC Tournament

SEC PLAYER OF THE YEAR CANDIDATE: WADE TAYLOR IV

FILLING THE BOXSCORE

Wade Taylor IV, the 6-foot do-it-all dynamo from Dallas, Texas, is the top power conference scorer among players with at least 100 assists and 50 steals.

Leading P6 Scorers w. 100+ Assists, 50+ Steals

Player, School	Pts./G	Ast.	Stl.
Wade Taylor IV, Texas A&M	18.8	105	55
Judah Mintz, Syracuse	18.3	122	60
Markus Burton, Notre Dame	16.7	117	53
Kadary Richmond, Seton Hall	16.3	124	51
Darius Johnson, UCF	14.3	103	59
Ace Baldwin Jr., Penn St.	14.2	156	79
Reece Beekman, Virginia	13.8	162	60
Jamal Shead, Houston	13.3	160	61
Tamin Lipsey, Iowa State	12.8	141	73
Reed Sheppard, Kentucky	11.7	111	74

500 POINTS/100 ASSISTS X2

With 508 points and 105 assists this season, Wade Taylor IV is the second player in program history to post consecutive 500/100 seasons.

- The only other Aggie to reach 500/100 in back-to-back years was the program's all-time leading scorer Bernard King in 2000-01 and 2001-02.
- He is the eighth SEC player to do it at least twice since 1996-97. The most recent league player with consecutive 500/100 seasons was LSU's Tremont Waters in 2017-19).

RECORD BOOK MOVEMENT

Texas A&M Career Points List

Rk.	Player	Points	Games	Avg.	Years
1.	Bernard King	1,990	115	17.3	1999-03
2.	Vernon Smith	1,778	119	14.9	1977-81
3.	Joseph Jones	1,679	131	12.8	2004-08
4.	Acie Law IV	1,669	122	13.7	2003-07
5.	John Beasley	1,594	73	21.8	1963-66
6.	Winston Crite	1,576	123	12.8	1983-87
7.	Josh Carter	1,566	135	11.7	2005-09
8.	Donald Sloan	1,522	138	11.0	2006-10
9.	Rynn Wright	1,495	120	12.5	1977-81
10.	Wade Taylor IV	1,409	102	13.8	2021-Pres.

Texas A&M Career Steals List

Rk.	Player	Steals	Games	Avg.	Years
1.	Alex Caruso	276	137	2.0	2012-16
2.	David Edwards	228	85	2.7	1991-94
3.	Todd Holloway	208	119	1.8	1983-87
4.	Dave Goff	198	122	1.6	1976-80
5.	Darryl McDonald	173	60	2.9	1986-88
6.	Wade Taylor IV	164	102	1.6	2021-Pres.

BEST AGAINST THE BEST

Among DI players with five or more games vs. AP Top 25 teams, Wade Taylor IV ranks No. 4 with a 22.0 scoring average.

- Taylor is the only DI player with three 30-point games vs ranked teams in 2023-24.

2023-24 DI Scoring Leaders vs. AP Top 25 Teams

(Min. 4 Games)

Player, School	Gm.	Pts./G
Boo Buie, Northwestern	5	25.4
RJ Davis, North Carolina	7	23.4
Eric Dixon, Villanova	6	22.3
Wade Taylor IV, Texas A&M	7	22.0
Caleb Love, Arizona	6	21.7

Taylor IV vs. AP Top 25 Teams (2023-24)

Opponent (Date)	Pts.	Rebs.	Asts.
vs. #19 FAU (11/24)	35	3	5
vs. #4 Houston (12/16)	34	3	4
at #16 Auburn (1/9)	8	3	1
#6 Kentucky (1/13)	31	6	5
#6 Tennessee (2/10)	25	3	7
at #15 Alabama (2/17)	10	5	3
at #5 Tennessee (2/24)	11	1	5
#18 South Carolina (2/28)			

DI Scoring Leaders vs. AP Top 25 Teams

(Since beginning of 2022-23 season / Min. 5 games)

Player, School	Gm.	Pts./G
Zach Edey, Purdue	11	22.3
Boo Buie, Northwestern	11	22.2
Wade Taylor IV, Texas A&M	12	20.8
Terrence Shannon Jr., Illinois	11	20.6
RJ Davis, North Carolina	15	20.1
Hunter Dickinson, Kansas	14	19.9
Caleb Love, Arizona	14	19.7
KJ Simpson, Colorado	9	19.6
Eric Dixon, Villanova	15	18.9
Jahmir Young, Maryland	14	18.4

SEC SIXTH-MAN OF THE YEAR CANDIDATE: ANDERSSON GARCIA

DOMINICAN RODMAN

Drawing comparisons to former NBA great Dennis Rodman for his tenacious defense and rebounding prowess, senior F Andersson Garcia has emerged as the SEC's top rebounder and one of the nation's best on the offensive glass.

- A SEC Sixth-Man of the Year candidate, the 6-foot-7 Garcia is tied for the national lead with 7-foot-4 defending National POTY Zach Edey of Purdue in offensive rebounds/G at 4.6.
- Garcia leads in the SEC with an average of 9.4 rebounds/game, despite being in the starting lineup for only four games. In SEC play, he's increased his average to 10.1/G (No. 1).
- Garcia has come off the bench in 22 of the Aggies' 27 games. Off the bench, Garcia slashes 4.3 off./4.6 def./8.9 tot. with his offensive and total rebound numbers tops among reserves.
- Had career-highs in offensive, defensive and total rebounds (9/10/19) vs. HCU on 12/22 ... totaled 33 rebounds in back to back games vs. Missouri (16) and Tennessee (17) on 2/7 and 2/10. He was third player in program history with consecutive games of 16 or more rebounds (first since 1995).

DI Offensive Rebounds Leaders

Player, School	Off-Reb./G
Andersson Garcia, Texas A&M	4.6
Zach Edey, Purdue	4.6
Drew Cisse, Western Illinois	4.4
Supreme Cook, Georgetown	4.2
Isaiah Cozart, Eastern Kentucky	4.0

Garcia's Double-Digit Rebound Games (2023-24)

Date	Opponent (Rank)	Off	Def	Total
12/22/23	HCU	9	10	19
2/10/24	Tennessee (6)	9	8	17
2/7/24	@Missouri	8	8	16
2/20/24	Arkansas	7	8	15
12/10/23	Memphis	7	7	14
11/10/23	@Ohio St.	7	6	13
11/24/23	*FAU (19)	6	7	13
1/9/24	@Auburn (16)	6	7	13
12/30/23	Prairie View A&M	4	8	12
1/16/24	@Arkansas	5	7	12
2/17/24	@Alabama (15)	8	4	12
1/20/24	@LSU	6	4	10



SOUTHEASTERN SEC CONFERENCE

2023-24 SEC Men's Basketball NCAA NET Summary

SEC	NET	Avg. Opp		Overall		Non-Conf.		Conference		Road		SOS		Record Against				KPI	Torvik	KenPom	BPI	SOR
		Rank	NET									All	NC	Q1	Q2	Q3	Q4					
Tennessee	5	25	102	21 - 6	0.778	10 - 3	0.769	11 - 3	0.786	6 - 3	0.667	26	16	4 - 5	7 - 1	5 - 0	5 - 0	4	6	6	5	7
Alabama	6	2	80	19 - 8	0.704	8 - 5	0.615	11 - 3	0.786	4 - 4	0.500	4	19	3 - 7	7 - 1	6 - 0	3 - 0	8	8	7	6	10
Auburn	7	50	115	21 - 6	0.778	11 - 2	0.846	10 - 4	0.714	4 - 4	0.500	71	181	2 - 6	7 - 0	7 - 0	5 - 0	10	4	5	7	14
Kentucky	19	50	115	19 - 8	0.704	10 - 3	0.769	9 - 5	0.643	5 - 3	0.625	54	169	5 - 5	2 - 2	6 - 1	6 - 0	22	17	17	20	28
Mississippi St.	28	46	113	19 - 8	0.704	11 - 2	0.846	8 - 6	0.571	2 - 6	0.250	50	235	3 - 6	5 - 0	6 - 1	5 - 1	23	27	28	32	30
Florida	31	36	109	19 - 8	0.704	10 - 3	0.769	9 - 5	0.643	3 - 5	0.375	32	104	4 - 8	2 - 0	7 - 0	6 - 0	24	20	27	25	19
South Carolina	48	99	145	22 - 5	0.815	12 - 1	0.923	10 - 4	0.714	6 - 3	0.667	85	282	4 - 3	5 - 0	4 - 2	9 - 0	20	41	48	58	13
Texas A&M	58	48	114	15 - 12	0.556	9 - 4	0.692	6 - 8	0.429	4 - 6	0.400	10	22	5 - 6	3 - 2	2 - 4	5 - 0	65	65	57	40	66
Ole Miss	75	55	117	19 - 8	0.704	13 - 0	1.000	6 - 8	0.429	3 - 6	0.333	66	328	3 - 6	1 - 2	8 - 0	7 - 0	36	63	74	86	33
LSU	90	52	116	14 - 13	0.519	8 - 5	0.615	6 - 8	0.429	2 - 6	0.250	25	154	4 - 8	2 - 4	1 - 0	7 - 1	85	78	89	84	85
Georgia	97	40	111	15 - 12	0.556	10 - 3	0.769	5 - 9	0.357	4 - 4	0.500	58	231	2 - 6	1 - 6	6 - 0	6 - 0	76	71	83	83	77
Arkansas	121	20	100	14 - 13	0.519	9 - 4	0.692	5 - 9	0.357	2 - 5	0.286	49	149	2 - 8	1 - 4	7 - 1	4 - 0	88	115	116	118	90
Missouri	150	65	121	8 - 19	0.296	8 - 5	0.615	0 - 14	0.000	2 - 8	0.200	36	93	1 - 9	1 - 5	0 - 4	6 - 1	180	135	146	134	198
Vanderbilt	229	36	109	7 - 20	0.259	5 - 8	0.385	2 - 12	0.143	0 - 8	0.000	23	251	0 - 11	1 - 4	2 - 4	4 - 1	192	210	202	204	209
														Q1: Home 1-30, Neutral 1-50, Road 1-75								
														Q2: H 31-75, N 51-100, R 76-135								
														Q3: H 76-160, N 101-200, R 136-240								
														Q4: H 161+, N 201+, R 241+								

Q1: Home 1-30, Neutral 1-50, Road 1-75

Q2: H 31-75, N 51-100, R 76-135

Q3: H 76-160, N 101-200, R 136-240

Q4: H 161+, N 201+, R 241+

Conference Comparisons

	Teams in Top			Overall		Non-Conf.		Conference		Road		Top 150 SOS		Record Against				KPI	Torvik	KenPom	BPI	SOR				
	25	50	100									All	NC	Q1	Q2	Q3	Q4									
ACC	4	6	12	240	-168	0.588	118	-46	0.720	122	-122	0.500	55	-86	0.390	15	8	40 - 86	45 - 44	75 - 34	80 - 4	--	5	5	--	--
Big East	3	5	9	173	-127	0.577	83	-37	0.692	90	-90	0.500	40	-66	0.377	11	7	41 - 86	43 - 26	16 - 12	73 - 3	--	4	2	--	--
Big Ten	4	5	12	233	-153	0.604	117	-37	0.760	116	-116	0.500	40	-89	0.310	14	8	47 - 96	59 - 41	51 - 14	76 - 2	--	2	3	--	--
Big 12	5	10	12	243	-132	0.648	145	-34	0.810	98	-98	0.500	38	-73	0.342	14	2	57 - 93	46 - 28	41 - 7	99 - 4	--	1	1	--	--
Pac-12	1	3	6	183	-144	0.560	84	-45	0.651	99	-99	0.500	42	-68	0.382	12	6	23 - 64	58 - 47	47 - 28	55 - 5	--	6	6	--	--
SEC	4	7	11	232	-146	0.614	134	-48	0.736	98	-98	0.500	47	-71	0.398	14	6	42 - 94	45 - 31	67 - 17	78 - 4	--	3	4	--	--

Does not include games against non-Division I institutions

TWO OF A KIND

Texas A&M is the only team in the SEC with a pair of players averaging more than 4.0 rebounds and 16.0 points per game in league play.

Players w. 4.0+ Rebs / 16.0+ Pts in SEC Play

(Sorted by Rebounds/Game)

Player, School	Ht.	Rebs./G	Pts./G
Johni Broome, Auburn	6' 10"	8.6	16.4
Tolu Smith, Mississippi St.	6' 11"	8.1	16.9
Dalton Knecht, Tennessee	6' 6"	5.7	24.4
Tyrece Radford, Texas A&M	6' 3"	5.5	16.8
Tramon Mark, Arkansas	6' 6"	4.9	16.8
Antonio Reeves, Kentucky	6' 6"	4.4	20.9
Wade Taylor IV, Texas A&M	6' 0"	4.3	19.9
Mark Sears, Alabama	6' 1"	4.2	21.4
Jalen Cook, LSU	6' 0"	4.0	16.0
Sean East II, Missouri	6' 3"	4.0	17.0

THIN MARGINS

The margin has been thin in multiple games for the Aggies this season with 12 contests being tied or a one-possession game after the under 4:00 media timeout.

Texas A&M in Tight Games in 2023-24

Opponent (Date)	Score	Time	Result
Arkansas (2/20)	ARK led 61-58	2:44	L, 71-78
at Vanderbilt (2/13)	A&M led 73-72	:13	L, 73-74
Florida (2/3)	A&M led 67-66	:35	W, 67-66
Ole Miss (1/27)	62-62 tie	:46	L, 68-71
Missouri (1/23)	A&M led 56-53	3:21	W, 63-57
at LSU (1/20)	A&M led 70-69	1:04	W, 73-69
at Arkansas (1/16)	A&M led 77-76	:07	L, 77-78
Kentucky (1/13)	89-89 tie	0:00	W, 97-92 ot
at Auburn (1/9)	AU led 56-54	2:54	L, 55-66
vs. Houston (12/16)	UH led 69-66	.05	L, 66-70
vs. Iowa St. (11/26)	A&M led 72-69	:02	W, 73-69
at Ohio St. (11/10)	A&M led 63-60	2:54	W, 73-66

MILESTONE ALERT

Buzz Williams' next victory will be the 90th of his career at Texas A&M, which would match the win total of legendary coach D.X. Bible. Also a noted football coach, Bible won three Southwest Conference hoops titles from 1920-27.

CRASHING THE OFFENSIVE GLASS

With eight games with 20 or more offensive rebounds this season, Texas A&M's 17.8 offensive rebounds/game ranks No. 1 nationally by a significant margin.

- The Aggies average nearly 2.0 more offensive rebounds/game than any other DI team (No. 2 Florida averages 15.9/G).
- In six games vs. AP Top 25 teams, the Aggies average 20.5 offensive rebounds (next best with multiple games vs. top 25 teams is SMU with 17.5 in two games).

- In SEC games, the Aggies average a league-high 17.5 offensive rebounds, again just ahead of UF (16.2).

- The Aggies have lost the offensive rebounding battle only three times this season - 14-13 vs. LSU (1/6), 17-15 vs. Iowa State (11/26) and 13-8 at Vanderbilt (2/13). The 8-offensive rebound effort vs. Vandy was the lone total under 12 all season.

- Texas A&M stands atop KenPom's offensive rebounding percentage at 43.4, which is more than 3.0% higher than any other DI team.

Division I Top Offensive Rebounding Teams

School, Conference	O-Reb/G
Texas A&M, SEC	17.8
Florida, SEC	15.9
Towson, Coastal Athletic	14.8
St. John's, Big East	14.8
South Carolina State, Mid-Eastern	14.6

TRANSLATING BUZZ

Buzz Williams refers to many of his players by a nickname. Here's a handy guide:

Henry Coleman = 'Hank' or 'Hen'

Hayden Hefner = 'H'

Andersson Garcia = 'Andy'

Eli Lawrence = 'Skii' as in key

Jaelyn Lee = 'J Lee'

Wildens Leveque = 'Big Will' or 'Wildebeast'

Bryce Lindsay = 'Bip'

Julius Marble = 'Bug' or 'Ju'

Manny Obaseki = 'Mo'

Tyrece Radford = 'Boots'

Wade Taylor = '4'

Solomon Washington = 'Solo' or 'So'

KenPom's Offensive Rebounding % Leaders

School, Conference	O-Reb %
Texas A&M, SEC	42.4
Towson, Coastal Athletic	39.8
Florida, SEC	39.4
St. Mary's (Calif.), West Coast	38.8
St. John's, Big East	38.7

Texas A&M's 20+ O-Rebounding Games in 2023-24

Opponent (Date)	O-Rebounds
Prairie View A&M (12/30)	29
Oral Roberts (11/17)	28
at #15 Alabama (2/17)	26
#6 Kentucky (1/13)	*25 (OT)
vs. #19 FAU (11/24)	22
HCU (12/22)	22
at LSU (1/20)	21
Arkansas (2/20)	20

* - 21 in regulation



NOT LIKE THE OTHERS

Tyrece Radford is the nation's lone 6-foot-3 or shorter player with 1,700+ points and 800+ rebounds for his career. He is one of three 1,700/800 guards nationally and one of 12 1,700/800 players of any size.

Active Players with 1,700 Point/800 Rebounds

(Sorted by Points)

Player, School	Ht.	Pts.	Rebs.
Armando Bacot, North Carolina	6'11"	2,188	1,604
Zach Edey, Purdue	7'4"	2,162	1,163
Hunter Dickinson, Kansas	7'2"	2,091	1,073
Baylor Scheierman, Creighton	6'7"	2,083	1,175
Tanner Holden, Wright St.	6'6"	2,026	877
Johni Broome, Auburn	6'10"	1,871	1,126
Tyler Burton, Villanova	6'7"	1,848	992
Josh Oduro, Providence	6'9"	1,800	904
Charles Pride, St. Bonaventure	6'4"	1,795	893
Tyrece Radford, Texas A&M	6'3"	1,764	851
Norchad Omier, Miami (Fla.)	6'7"	1,750	1,263

As of Feb. 23, 2024

HISTORY OF MAKING SHOTS

Among active guards with 1,000+ FGA, Tyrece Radford's career FG% of .470 ranks No. 4 nationally.

- Radford's 62.5 FG% vs. UF (10-of-16) was the highest of career at Texas A&M and Virginia Tech when taking more than 13 shots.
- Radford hit over 50.0 FG% in five straight games 2/3 - 2/17 while attempting at least 10 shots in each game.

Most Accurate Active DI Guards

(Minimum of 1,000 career FGA)

Player, School	Ht.	FG-FGA	FG%.
Tanner Holden, Wright St.	6'6"	717-1348	.532
Nick Caldwell, SE Louisiana	6'7"	514-1018	.505
RayJ Dennis, Baylor	6'2"	713-1506	.473
*Tyrece Radford, Texas A&M	6'3"	645-1373	.470
Dalton Knecht, Tennessee	6'6"	524-1118	.469

* - All games played in power conferences (ACC and SEC)

AGGIES NEVER GIVE UP

The 2023-24 Aggies have rallied from a trio of 20-point deficits to at least a tie this season, including the largest comeback for a win in school history - the Aggies rallied from 21 points down to beat Iowa State, 73-69, in the 3rd-place game of the ESPN Event Invitational.

- The Aggies also rallied from a 21-point deficit against then No. 4 Houston on 12/16 to tie the game at 63-63 at the 1:30 mark, but the Cougars prevailed 70-66 at the Toyota Center in the Halal Guys Showcase.
- On the road against Arkansas on 1/16, the Aggies found themselves in a 20-point hole with just over 6:00 remaining in the first half. Behind Wade Taylor IV's career-high 41 points, the Aggies rallied to take a one-point lead with :07 remaining but UA's Tramon Mark responded with a game-winner at the buzzer.

TEXAS A&M'S BIGGEST RALLIES

Deficit	Score (Time)	Opponent (Date)	Result
21	35-14 (2:44 1H)	vs. Iowa State (11/26/2023)	W, 73-69 (16-0 run from 2:44 of 1st to 18:18 of 2nd narrows deficit to 5 points)
21	53-32 (15:39 2H)	vs. Houston (12/16/2023)	L, 70-66 (Aggies tie game at 63-63 at 1:30 mark, but can't surpass Cougars)
20	34-14 (6:07 1H)	at Arkansas (1/16/2024)	L, 78-77 (Aggies take lead with :07 remaining, ARK's T. Mark hits game-winner)
18	48-30 (14:23 2H)	at Nebraska (02/24/2009)	W, 57-55 (Buzzer beater by Josh Carter for win)
17	53-36 (14:55 H)	vs. Virginia Tech (11/25/2016)	W, 68-65 (DJ Hogg's 3 puts Aggies ahead by one, 2-pointer provides winning margin)
17	(2H)	at Penn State (01/02/2005)	W, 62-60 (Acie Law hits two free throws for winning margin)
15	27-12 (9:04 1H)	NW St. (12/27/2022)	W, 64-52 (Aggies whittle deficit to five points by halftime, win comfortably)

PRESEASON PROGNOSTICATIONS

Texas A&M was picked to finish second in the SEC race in the league's preseason media poll and the Aggies' standout guard tandem of Wade Taylor IV and Tyrece Radford have received their share of preseason acclaim.

- The projected second-place finish was the Aggies' highest preseason predicted finish since joining the SEC in 2012-13.
- Taylor became Texas A&M's first-ever preseason SEC Player of the Year (media poll), and he was a unanimous first-team All-SEC selection.
- Taylor was named to the 2024 Bob Cousy Award and NABC Division I Player of the Year watch lists, and he was mentioned on preseason All-America teams from Dick Vitale of ESPN, CBSsports.com, Foxsports.com, the Sporting News and Jon Rothstein of CollegeHoops.com.
- Radford, a second-team All-SEC pick by the league coaches a year ago, was a second-team selection by the coaches again in 2023-24.

AP TOP

25

FERRIS® MOWERS

COACHES POLL

POWERED BY USA TODAY SPORTS

AGGIES IN THE RANKINGS

	AP (Pts.)	Coaches (Pts.)	NET
Pre	15 (597)	19 (231)	--
N13	13 (728)	15 (334)	--
N20	12 (867)	13 (432)	--
N27	14 (646)	13 (326)	-
D4	21 (306)	19 (194)	14
D11	RV (58)	RV (56)	23
D18	RV (9)	RV (7)	21
D25	RV (9)	RV (3)	19
J1	RV (13)	RV (1)	24
J8	NR	NR	39
J15	NR	NR	42
J22	NR	NR	39
J29	NR	NR	44
F5	NR	NR	50
F12	RV (16)	RV (9)	38
F19	NR	NR	45
F26	NR	NR	58
M4			
M12			
A2			

PACKING REED

The Texas A&M basketball team is averaging home crowds of 9,794 in 2023-24, which currently stands fourth-best in school history and the highest of the Buzz Williams era.

- The Aggies drew their season-high crowd of 12,995 vs. No. 6 Tennessee on 2/10.

Top 10 Reed Arena Season Averages

Rk.	Average	Year	Games	Record
1.	10,343	2007-08	20	16-4
2.	9,889	2009-10	16	15-1
3.	9,812	2006-07	19	18-1
4.	9,794	2023-24	13	9-4
5.	9,438	2008-09	18	16-2
6.	9,280	2022-23	16	15-1
7.	9,128	2017-18	16	13-3
8.	9,000	2010-11	17	15-2
9.	8,956	2015-16	18	17-1
10.	8,161	2016-17	16	11-5

SIGNING DAY UPDATE

Texas A&M announced the addition of a pair of prep standouts, Andre Mills Jr. and George Turkson, who will join the Aggies for the 2024-25 season.

- Mills Jr. earned All-New England Prep School honors as a junior at Brimmer and May School (Mass.) after averaging 22.0 points, 7.0 rebounds and 4.0 assists as a junior in 2022-23. Turkson is a consensus National Top 100 prospect after averaging a double-double in points and rebounds for Bradford Christian Academy (Mass.) last season. Both Mills and Turkson competed for the Mass Rivals AAU program.

WILLIAMS VS. AP TOP 25

Head coach Buzz Williams tallied his fourth win at Texas A&M against teams ranked in the top 6 of the AP Top 25 with the Aggies' 85-69 win over No. 6 Tennessee on 2/10.

- Williams is the only head coach in Texas A&M men's basketball history with more than two top 6 wins. Joining Williams with multiple top 6 wins is Billy Gillispie, who hired Williams on his initial Aggie coaching staff in 2004-05. Gillispie logged a pair of top 6 victories - over No. 6 Texas in 2006 and No. 6 Kansas in 2007.
- Williams' teams have tallied the two highest-ranked wins in school history over AP Top 25 teams with victories over No. 2 Alabama in the 2022-23 regular season finale and No. 4 Auburn in the 2022 SEC Tournament quarterfinals.

Williams vs. AP Top 25 at Texas A&M

(since 2019-20)

Date	Opponent (Rk)	Result
11/15/19	Gonzaga (8)	L, 49-79
2/25/20	Kentucky (8)	L, 60-69
3/4/20	at Auburn (17)	W, 78-75
1/9/21	Tennessee (9)	L, 54-68
1/16/21	Missouri (17)	L, 52-68
3/6/21	at Arkansas (12)	L, 80-87
1/19/22	Kentucky (12)	L, 58-64
1/26/22	atLSU (19)	L, 64-70
2/1/22	at Tennessee (22)	L, 80-90
2/12/22	at Auburn (1)	L, 58-75
3/2/22	at Alabama (25)	W, 87-71
3/11/22	vs. Auburn (4)	W, 67-62
3/12/22	vs. Arkansas (15)	W, 82-64
3/13/22	vs. Tennessee (9)	L, 50-65
1/11/23	Missouri (20)	W, 82-64
1/25/23	at Auburn (15)	W, 79-63
2/21/23	Tennessee (11)	W, 68-63
3/4/23	Alabama (2)	W, 67-61
3/12/23	vs. Alabama (4)	L, 63-82
11/24/23	vs. FAU (19)	L, 89-96
12/16/23	vs. Houston (4)	L, 66-70
1/9/24	at Auburn (16)	L, 55-66
1/13/24	Kentucky (6)	W, 97-92
2/10/24	Tennessee (6)	W, 85-69
2/17/24	at Alabama (15)	L, 75-100
2/24/24	at Tennessee (5)	L, 51-86

WINNINGEST TEXAS A&M HEAD COACHES

(By Total Victories)

Rk.	Head Coach	Years	Seasons	Record (Pct.)
1.	Shelby Metcalf	1963-90	27	438-306 (.589)
2.	Billy Kennedy	2011-19	8	151-116 (.566)
3.	Mark Turgeon	2007-11	4	97-40 (.708)
4.	Bob Rogers	1957-63	6	92-52 (.639)
5.	D.X. Bible	1920-27	7	90-47 (.657)
6.	Buzz Williams	2019-	5th	89-59 (.601)
7.	Tony Barone	1991-98	7	76-120 (.388)
8.	Billy Gillispie	2004-07	3	70-26 (.729)
9.	J.B. Reid	1929-35	6	66-52 (.559)
10.	Melvin Watkins	1998-04	6	60-112 (.349)

(By Winning Percentage, min. 60 games)

1.	Billy Gillispie	2004-07	3	70-26 (.729)
2.	Mark Turgeon	2007-11	4	97-40 (.708)
3.	D.X. Bible	1920-27	7	90-47 (.657)
4.	Bob Rogers	1957-63	6	92-52 (.639)
5.	Buzz Williams	2019-	5th	89-59 (.601)

BAHAMAS TOUR

Texas A&M had its once-every-four-years international tour last summer with a week-long tour of the Bahamas from Aug. 6-12.

- While in Nassau and Paradise Island, the Aggies played a trio of FIBA rules exhibitions at the Atlantis Resort. The Aggies came away with a sweep of Raw Talent Elite (100-49), BC Zalgiris Kaunas (89-59) and the Puerto Rico National Team (83-70).

EXHIBITION SZN

Texas A&M played a pair of exhibition contests in the preseason -- vs. Baylor at home and a neutral site contest vs. Texas Tech in Denton, Texas.

- On 10/20, the Aggies beat Baylor, 78-73, at Reed Arena with **Wade Taylor IV** and **Tyrece Radford** leading the way with 20 points each.
- On 10/29, the Aggies fell to Texas Tech, 89-84, at the **Compete 4 Cause Classic** with proceeds benefitting families impacted by the Maui wildfires. Taylor IV poured in 25 points while **Henry Coleman III** and **Andersson Garcia** both pulled down a game-high nine rebounds.

ABOUT LAST YEAR (TEAM)

- The Aggies earned an invitation to the NCAA Tournament for the first time since 2018.
- The Aggies won 15 SEC games, which broke the previous high of 13 conference wins in 2015-16.
- It was the most conference wins for the Aggies in any league in exactly 100 years, matching the 1922-23 cagers that were led by all-conference selection, E. King Gill, who is also known as the original 12th Man.
- The Aggies were undefeated at home in conference play (9-0) for the first time since the 1979-80 squad went 8-0 at G. Rollie White Coliseum.
- Led the nation in total free throws made and FTM/G at 662 and 18.9, while ranking No. 2 nationally in total free throws attempts and FTA/G at 872 and 24.9.

ABOUT LAST YEAR (INDIVIDUAL)

- Wade Taylor IV led the SEC in free throws (173) and FT percentage (.878) and was third in the league in free throw attempts (197).
- Additionally, Taylor IV finished in the SEC top five in scoring average (16.3), points (572), field goals (160), assists (137), steals (61) and 3-pointers (79).
- Taylor IV was one of four players nationally with more than 500 points, 50 steals, 125 assists and 150 free throws made.
- Taylor IV and Radford were the top guard scoring tandem for the full season (1,012) and SEC play (556).
- Taylor IV set a school record with a .878 FT%.

ABOUT LAST YEAR (BUZZ):

- Buzz Williams became the first Texas A&M head coach to lead the Aggies to back-to-back seasons with 25 or more wins.
- Williams took his third different program to the NCAA Tournament in 2022-23. He also took Marquette (2009, 2010, 2011, 2012, 2013) and Virginia Tech (2017, 2018, 2019) to the NCAA Tournament.
- Williams earned SEC Coach of the Year honors from the Associated Press for the second time in four seasons at Texas A&M.



TEXAS A&M QUICK FACTS
















Location	Bryan-College Station, Texas 77842
Founded	1872 (opened 1876)
Enrollment	77,495 (Fall 2023)
Nickname	Aggies
Colors	Maroon and White
Conference	Southeastern
Home Court	Reed Arena (12,989)
Chancellor	John Sharp (Texas A&M '72)
President	General (Ret.) Mark A. Welsh III (U.S. Air Force Academy '76)
Dir. of Athletics (Interim)	R.C. Slocum
Faculty Ath. Rep.	Paul J. Batista, JD (Trinity '73)
Head Coach	Buzz Williams (Oklahoma City '94)
Assoc. Head Coach	Devin Johnson (UNO '08)
Assistant Coaches	Steve Roccaforte (Lamar '89) Lyle Wolf (Transylvania '10)
Special Asst to HC	Dale Layer (Eckerd College '80)
Director of BKB Ops	Vince Walden (Longwood '01)
Chief of Staff	Luke Hillin (Texas A&M '15)
Dir. of Sport Perf.	Steve Gephardt (Arizona St. '04)
Dir. of Scouting	T.J. Ryan (Franklin College '18)
Dir. of Player Relations	Antonio McKenzie (UNT '04)
Sr. Assoc. AT	Eddie Benion (Missouri '95)
Admin. Coor.	Landry Moffett (Texas A&M '22)
Graduate Assistant	Cal Furgal (Texas A&M '22)
Program Aide	Wabissa Bede (Virginia Tech '20)
2022-23 Record	25-10, 15-3 SEC (2nd)
Home: 15-1 Away: 7-4 Neutral: 3-5	
Lettermen Returning/Lost	8/6
Starters Returning/Lost	4/1
2023 Postseason	NCAA Tournament (7-seed)

POSTSEASON HISTORY









































NCAA Appearances15 (1951, 64, 69, 75, 80, 87, 2006, 07, 08, 09, 10, 11, 16, 18, 23)
All-Time NCAA Tourney Record 13-16
Sweet 16 Appearances 1951*, 69†, 80, 07, 16, 18 * 16-team field † 25-team field
NIT Appearances	...8 (1979, 82, 85, 86, 94, 05, 15, 22)
All-Time NIT Record11-8
CBI Appearances1 (2014)
All-Time CBI Record1-1


































































SOCK LEADERBOARD:
Aggie Basketball rewards each 'Charge Taken' with a pair of socks.



































Washington	    
Lawrence	  
Radford	
Taylor IV	
Hefner	 
Obaseki	 
Garcia	

TALKING TURKEY:
In Aggie Basketball vernacular, a “Turkey” is three defensive stops in a row

November	
TAMU-C	     
at Ohio State	  
at SMU	      
ORU	   
vs. Penn State	 
vs. FAU	   
vs. Iowa State	      
at Virginia	      

December	
DEPAUL	    
MEMPHIS	    
vs. Houston	   
HCU	      
PVA&M	      

January	
LSU	    (All in the first half)
at Auburn	   
KENTUCKY	    
at Arkansas	    
at LSU	    
MISSOURI	      
OLE MISS	    

February	
FLORIDA	     
at Missouri	     
TENNESSEE	     
at Vanderbilt	   
at Alabama	  
ARKANSAS	    
at Tennessee	   
S. CAROLINA	

March	
at Georgia	
MISSISSIPPI STATE	
at Ole Miss	

— SEC — STANDINGS

As of Feb. 27, 2023	Conference				Overall					
	W-L	Pct.	H	A	W-L	Pct.	H	A	N	Strk
Tennessee	11-3	.786	6-1	5-2	21-6	.778	13-1	6-3	2-2	W4
Alabama	11-3	.786	7-0	4-3	19-8	.704	13-1	4-4	2-3	L1
Auburn	10-4	.714	6-1	4-3	21-6	.778	13-1	4-4	4-1	W1
South Carolina	10-4	.714	5-2	5-2	22-5	.815	13-2	6-3	3-0	W1
Kentucky	9-5	.643	5-2	4-3	19-8	.704	12-4	5-3	2-1	W1
Florida	9-5	.643	6-1	3-4	19-8	.704	12-1	3-5	4-2	W1
Mississippi State	8-6	.571	6-1	2-5	19-8	.704	11-2	2-6	6-0	W5
LSU	6-8	.429	4-3	2-5	14-13	.519	10-5	2-6	2-2	L1
Ole Miss	6-8	.429	5-2	1-6	19-8	.704	14-2	3-6	2-0	L2
Texas A&M	6-8	.429	4-3	2-5	15-12	.556	9-4	4-6	2-2	L4
Georgia	5-9	.357	2-5	3-4	15-12	.556	11-5	4-4	0-3	L1
Arkansas	5-9	.357	3-4	2-5	14-13	.519	11-5	2-5	1-3	W2
Vanderbilt	2-12	.143	2-5	0-7	7-20	.259	7-9	0-8	0-3	L3
Missouri	0-14	.000	0-7	0-7	8-19	.296	6-9	2-8	0-2	L14

ABOUT THOSE QUOTE SHIRTS

Quote Shirts have been a pillar in the culture of Buzz Williams' programs throughout his career as a head coach.

- Coach Williams gives Quote Shirts to the players and staff throughout the season to show them that he loves them, and also the shirts serve a bigger purpose with stories and seminars within its context.
- Twelve Quote Shirts are given out annually. So far in 2023-24, six Quote Shirts have made their debuts:

'Action Weighs More Than Inaction'

'Time Either Promotes or Exposes Who You Are'

'Be Where Your Feet Are'

'All I Want You To Do For Me Is Love Me Back'


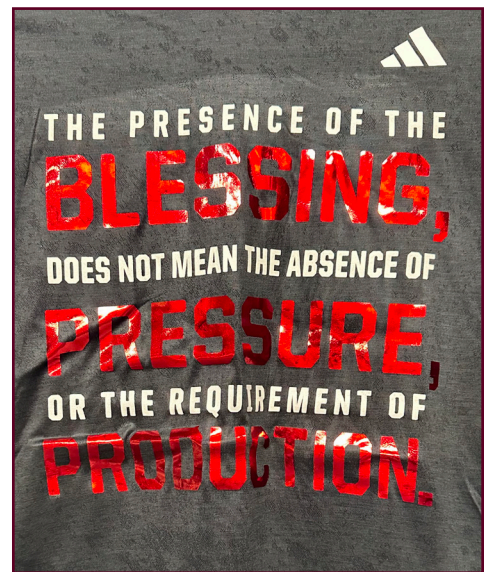
'Protagonist'

'In Not From'

'The Presence of the BLESSING, Does Not Mean The Absence of PRESSURE, Or The Requirement Of PRODUCTION'

'One Track Mindset'

- Each individual Quote Shirt carries a life lesson or story behind its design for which the people within the men's basketball family can relate.
- Whether the shirt reminds the players of a moment, value or just a simple sentence or phrase designed to help them #getBETTER, it carries a deeper meaning.
- These shirts forever serve as a reminder for all involved with the program to do right for the rest of their lives.



WHAT'S UNIQUE ABOUT AGGIE HOOPS?

GAMEDAY VIBES

- During gameday shoot-arounds, the Aggies traditionally vibe to **The Commodores** Pandora station on the team Turtlebox (founded by an Aggie) bluetooth speaker.



BIRTHDAY SHENANIGANS

- On player or staff member's birthdays, Williams honors the occasion with an **emoji-filled tweet** that always includes a wrong number of birthdays for the celebrator.

GETTING THE JUICE

- Prior to practices, the team draws into a huddle at midcourt and Buzz Williams distributes **"The Juice"** to the team, which is actually simply hand sanitizer. Williams has been distributing "The Juice" prior to practices since his days at Marquette to ward off the spread of germs in the winter months.



TURKEYS AND SOCKS

- In Aggie Basketball vernacular, a "turkey" is when an opponent is held scoreless on three straight possessions. When the team has posted consecutive stops, the Aggie bench calls out **"turkey, turkey"** to implore the five on the floor to get another stop.
- Taking charges** on defense is valued by Aggie Basketball, and the team rewards a charge taken by presenting a pair of socks to the charge taker from the special socks treasure chest (pictured above).

CULTURE WALL

- After road game shoot-arounds, everyone on the trip gets on the court for a fun photo. If the Aggies win, the photo is posted on @teamcoachbuzz and added to the **"Culture Wall"** in the locker room.



BUZZ'S BUNCH

"Buzz's Bunch" connects young people with special needs to the game of basketball with an invitation to a game in the fall and a summer clinic. Originally founded during William's time in Milwaukee, Wisconsin at Marquette, Buzz's Bunch continued during his time in Blacksburg, Virginia at Virginia Tech and now at Texas A&M. Every player, coach and staff member has been lucky to develop a relationship, learn and grown from these children as Buzz's Bunch has grown to more than 500 members spanning all three cities.

PROFESSOR BUZZ

- Always seeking to connect to young people, Williams has guest-lectured for the **School of Military Science (SOMS)** class at Texas A&M the past two fall semesters. His lectures, originating from Rudder Forum inside the Rudder Theatre Complex, have featured topics such as "Learning How You Learn," "Leading Through Change," "The Birthday Paradox," "The Principal-Agent Problem" and "Never Assume Anything." Williams also taught similar classes at Virginia Tech.
(For more context, go to page 10)

#GETBETTER EXPLAINED

- #getBETTER** is the mantra for Buzz Williams and his teams. It refers to *"the continual improvement in all facets of life. Always finding something to work on, to make progress on. Never being satisfied. Always looking for ways to grow."*

READING IS FUN

- Buzz Williams is a voracious reader, generally completing 4-5 books every month. On Oct. 2, 2023, he tweeted from @TeamCoachBuzz his "3rd Quarter 2023 Reads" with a list of the 39 books he consumed in the first nine months of 2023. For the last 11 years, Williams has selected and gifted a book to every player, staff member and their family on the initial road trip of the season. Describing his commitment to reading, Williams said, *"Who you are today and who you will be five years from today are the people you meet and the books that you read. Regardless of the genre of book that you read, they say it's worth five years of experience."* (Source: @AggieMBK/Dec. 16, 2023)

QUOTE SHIRTS

During the course of a season, Williams distributes 12 "Quote Shirts" to his players and staff that carry a life lesson or story behind its design for which the people within the men's basketball family can relate.

(For list of 2023-24 Quote Shirts, go to page 6)

BEING THANKFUL

- A staple of every road trip are the Aggies' **Thank You** letters. Each coach/player/staff member on the trip writes a Thank You letter to someone in their life at the first team meal of the roadie.

SHOOTING WITH BUZZ

- "Shooting with Buzz"** is a staple of the Aggies' practice regimen. As described by the Bryan-College Station Eagle: *"Each player must move their way through 18 shooting spots – some straight catch and shoot and some off of movement – and make 7 of 10 shots. The clock starts after the player's first make and stops once the whole circuit is done. Managers rebound the shots and pass a ball to Williams, who stands near the player, handing the ball off for each shot. On the sideline, a manager stands in front of a giant white board, keeping tallies of the players score at each position. On the other side, a record book of times it took to complete the course are logged."*

Williams told the Eagle the impetus for "Shooting with Buzz" was, *"I wanted to try to figure out a way, coming off of COVID and all the protocols and having, in essence, a completely revamped roster – how could I find some time working, while at the same time not screaming, while, in an unspoken way, they know I'm trying to invest in their life and in their game."*



AGGIE RINGS ORDERED

On Wednesday, Jan. 24, five members of the 2023-24 Texas A&M men's basketball team ordered one of the most treasured items any Aggie can possess: their Aggie Rings.

- The Aggie Ring is the most visible symbol of the Aggie Network that connects Aggies around the world. Dating back over a hundred years, it is a tradition that is deep in symbolism. Every symbol represents values every Aggie should hold: excellence, integrity, leadership, loyalty, respect and selfless service.
- Those who have earned the right to wear the Aggie Ring have cleared some of the toughest requirements in the country for a class ring, thus making it one of the most treasured items an Aggie possesses. The requirements were established by the Official Senior Ring Committee of 1933.
- The Association of Former Students Aggie Ring Program has the honor and responsibility of protecting the integrity of the Aggie Ring. They oversee the eligibility, order and delivery for more than 15,000 students each year. Aggie Ring Day is one of the most anticipated milestones in an Aggie student's career. This event, hosted at the Clayton W. Williams, Jr. Alumni Center, is celebrated three times a year for currently enrolled students: April, September and November.

Five members of the Aggie basketball team, joined by Scholastic Supervisor Macy Richardson, ordered their coveted Aggie Rings at the Clayton W. Williams Jr. Alumni Center on the Texas A&M campus. From left to right: Henry Coleman III, Tyrece Radford, Wade Taylor IV, Richardson, Andersson Garcia and Hayden Hefner.

To be eligible to order an Aggie Ring as an undergraduate or professional school student, you must have:

- 90 total completed undergraduate or professional hours*
- 45 completed institution undergraduate or professional hours*
- 2.0 minimum cumulative Institutional GPR
- must not be on academic probation, suspension, dismissal, expulsion, or on honor violation probation from the university

To be eligible to order an Aggie Ring, a graduate student must not be on academic probation, suspension, dismissal, expulsion, or on honor violation probation from the university.

- Master's Thesis Students: Defend your thesis.
- Master's Non-thesis Students: Complete 75% of the coursework required for your degree program at Texas A&M.
- Ph.D. and Ed.D Students: Be admitted to Ph.D. candidacy.



— NUMERICAL / ALPHABETICAL ROSTER —

TEXAS A&M BASKETBALL

NUMERICAL

#	Player	Pos.	Ht.	Wt.	Cl.-Exp.	Hometown / High School / Previous School
0	Jace Carter	G	6'-6"	220	Jr.-TR	Titusville, Fla. / Astronaut / Illinois-Chicago
2	Hayden Hefner	G	6'-6"	185	Sr.-3L	Nederland, Texas / Nederland
3	Bryce Lindsay	G	6'-3"	190	Fr.-HS	Baltimore, Md. / St. Frances Academy (Md.) / IMG Academy (Fla.)
4	Wade Taylor IV	G	6'-0"	175	Jr.-2L	Dallas, Texas / Lancaster
5	Eli Lawrence	G	6'-5"	190	Gr.-TR	Atlanta, Ga. / Tri-Cities / Middle Tennessee
9	Rob Dockery	G/F	6'-6"	205	Fr.-HS	Washington D.C. / Jackson-Reed
10	Wildens Leveque	F/C	6'-10"	255	Gr.-TR	Brockton, Mass. / Gould Academy / South Carolina / UMass
11	Andersson Garcia	F	6'-7"	215	Sr.-1L	Moca, Dominican Republic / Hamilton Heights (Tenn.) / Mississippi State
13	Solomon Washington	F	6'-7"	220	So.-1L	New Orleans, La. / Carver
15	Henry Coleman III	F	6'-8"	245	Sr.-2L	Richmond, Va. / Trinity Episcopal School / Duke
21	Tyler Ringgold	F	6'-8"	220	Fr.-HS	Baton Rouge, La. / Southern Lab
23	Tyrece Radford	G	6'-3"	190	Gr.-2L	Baton Rouge, La. / McKinley / Virginia Tech
24	Jaelyn Lee	G	6'-8"	200	Fr.-RS	Paris, Texas / Paris
32	Brandon White	C	6'-10"	245	Fr.-HS	Spencer, N.C. / Winston-Salem Christian / Donda Academy (Calif.)
34	Julius Marble	F	6'-9"	235	Sr.-1L	Dallas, Texas / Dallas Jesuit / Michigan State
35	Manny Obaseki	G	6'-4"	195	Jr.-2L	Allen, Texas / John Paul II

ALPHABETICAL

#	Player	Pos.	Ht.	Wt.	Cl.-Exp.	Hometown / High School / Previous School
0	Jace Carter	G	6'-6"	220	Jr.-TR	Titusville, Fla. / Astronaut / Illinois-Chicago
15	Henry Coleman III	F	6'-8"	245	Sr.-2L	Richmond, Va. / Trinity Episcopal School / Duke
9	Rob Dockery	G/F	6'-6"	205	Fr.-HS	Washington D.C. / Jackson-Reed
11	Andersson Garcia	F	6'-7"	215	Sr.-1L	Moca, Dominican Republic / Hamilton Heights (Tenn.) / Mississippi State
2	Hayden Hefner	G	6'-6"	185	Sr.-3L	Nederland, Texas / Nederland
5	Eli Lawrence	G	6'-5"	190	Gr.-TR	Atlanta, Ga. / Tri-Cities / Middle Tennessee
24	Jaelyn Lee	G	6'-8"	200	Fr.-RS	Paris, Texas / Paris
10	Wildens Leveque	F/C	6'-10"	255	Gr.-TR	Brockton, Mass. / Gould Academy / South Carolina / UMass
3	Bryce Lindsay	G	6'-3"	190	Fr.-HS	Baltimore, Md. / St. Frances Academy (Md.) / IMG Academy (Fla.)
34	Julius Marble	F	6'-9"	235	Sr.-1L	Dallas, Texas / Dallas Jesuit / Michigan State
35	Manny Obaseki	G	6'-4"	195	Jr.-2L	Allen, Texas / John Paul II
23	Tyrece Radford	G	6'-3"	190	Gr.-2L	Baton Rouge, La. / McKinley / Virginia Tech
21	Tyler Ringgold	F	6'-8"	220	Fr.-HS	Baton Rouge, La. / Southern Lab
4	Wade Taylor IV	G	6'-0"	175	Jr.-2L	Dallas, Texas / Lancaster
13	Solomon Washington	F	6'-7"	220	So.-1L	New Orleans, La. / Carver
32	Brandon White	C	6'-10"	245	Fr.-HS	Spencer, N.C. / Winston-Salem Christian / Donda Academy (Calif.)

COACHING STAFF

Head Coach: Buzz Williams (5th season)

Associate Head Coach: Devin Johnson (5th season)

Assistant Coach: Steve Roccaforte (3rd season)

Assistant Coach: Lyle Wolf (5th season)

Special Assistant to the Head Coach: Dale Layer (5th season)

Chief of Staff: Luke Hillin (7th season)

Director of Basketball Operations: Vince Walden (5th season)

Director of Creative Design and Branding: Josh Chambers (5th season)

Director of Scouting: TJ Ryan (5th season)

Senior Associate Athletic Trainer: Eddie Benion (5th season)

Director of Sports Performance: Steve Gephardt (4th season)

PRONUNCIATION GUIDE

Wildens Leveque	WILL-dens lah-VECK (as in heck)
Manny Obaseki	oh-BASS-uh-key (BASS as in GLASS)
Tyrece Radford	tie-reese
Wabissa Bede (staff)	wa-BEE-sah BEE-dee

Director of Player Relations: Antonio McKenzie (3rd season)

Administrative Coordinator: Landry Moffett (2nd season)

Program Aide: Wabissa Bede (3rd Season)

Graduate Assistant: Cal Furgal (2nd season)



— HEAD COACH — BUZZ WILLIAMS



THE WILLIAMS FILE

HOMETOWN Van Alstyne, Texas
WIFE the former Corey Norman
CHILDREN Zera, Calvin, Mason and Addyson
COLLEGE Oklahoma City University
 (Bachelor's degree in kinesiology, 1994)
 Texas A&M-Kingsville
 (Master's in kinesiology, 1999)

HEAD COACHING RECORD

NEW ORLEANS (1 year)		14-17
Years	Record (Sun Belt)	Postseason
2006-07	14-17 (9-9, 4th W)	--

MARQUETTE (6 years)		139-69
Years	Record (Big East)	Postseason
2008-09	25-10 (12-6, 5th)	NCAA (2nd Rd)
2009-10	22-12 (11-7, t5th)	NCAA (1st Rd)
2010-11	22-15 (9-9, t9th)	NCAA (Sweet 16)
2011-12	27-8 (14-4, 2nd)	NCAA (Sweet 16)
2012-13	26-9 (14-4, t1st)	NCAA (Elite 8)
2013-14	17-15 (9-9, 6th)	--

VIRGINIA TECH (5 years)		100-69
Years	Record (ACC)	Postseason
2014-15	11-22 (2-16, 15th)	--
2015-16	20-15 (10-8, t7th)	NIT (2nd Rd)
2016-17	22-11 (10-8, t7th)	NCAA (1st Rd)
2017-18	21-12 (10-8, 7th)	NCAA (1st Rd)
2018-19	26-9 (12-6, 5th)	NCAA (Sweet 16)


TEXAS A&M (5th year)		89-58
Years	Record (SEC)	Postseason
2019-20	16-14 (10-8, t6th)	COVID-19
2020-21	8-10 (2-8, 13th)	--
2021-22	27-13 (9-9, t5th)	NIT (Finalist)
2022-23	25-10 (15-3, 2nd)	NCAA (1st Rd)
2023-24	15-11	

TOTAL (17th year) **342-213**

*The first two games of the 2021-22 season are not reflected in Williams' record.

BUZZ WILLIAMS AT A GLANCE

- Buzz Williams is in his fifth season as the head coach at Texas A&M and his 17th year as a collegiate head coach.
- Prior to being named head coach of the Aggies on April 3, 2019, Williams served as head coach at Virginia Tech (5 years, 2014-19), Marquette (6 years, 2008-14) and New Orleans (1 year, 2006-07).
- In addition to his head coaching stints, Williams served on staffs at Marquette (2007-08), Texas A&M (2004-06), Colorado State (2000-04), Northwestern State (1999-2000), Texas A&M-Kingsville (1998-99) and UTA (1994-98).
- Last summer, the Texas A&M University System Board of Regents approved a contract extension for Williams through the 2028 season.
- With the Aggies' invitation to the 2023 NCAA Tournament, Williams has become one of a handful of Div. I head coaches to take three different programs to the "Big Dance." He's coached in 19 NCAA Tournament games and produced 10 victories, which rank No. 22 in both categories among active Div. I head coaches. For his age (51) and his number of years as a head coach (16), Williams is the active leader in total victories, NCAA Tournament games and NCAA Tournament victories.
- He received the nickname "Buzz" while working as an energetic student assistant for longtime Navarro Junior College coach and mentor Lewis Orr. Williams was inducted into the Navarro College Bulldog Hall of Fame in 2021 as the school honored Williams' climb from "floor maintenance manager" to head coach.
- Brent Langdon Williams or "Buzz" was born in Greenville, Texas and grew up in the small Texas town of Van Alstyne (population 4,369), which is located 50 miles north of the Cotton Bowl in Dallas, Texas. Van Alstyne is pronounced *Van ALL-steen*.
- This is Williams' second stint at Texas A&M - he also served as assistant coach/recruiting coordinator on Billy Gillispie's first staff at Texas A&M from 2004-06.
- Williams is one of the few NCAA Div. I head coaches that did not play college basketball. Instead, he was a student/graduate assistant at Navarro JC, Oklahoma City University and TAMU-Kingsville.
- Perhaps the most impactful initiative by Williams was the founding of "Buzz's Bunch," which connects young people with special needs to the game of basketball with an annual Buzz's Bunch game in the fall and a summer clinic. Originally founded during William's time at Marquette, Buzz's Bunch continued at Virginia Tech and now at Texas A&M. Buzz's Bunch has grown to more than 500 members spanning all three cities.
- Williams was named the Associated Press SEC Coach of the Year in 2019-20 and again in 2022-23.
- He has nine NCAA Tournament appearances in 16 postseason opportunities as a head coach, including four career Sweet 16 appearances (3 at Marquette, 1 at Virginia Tech) and one Elite Eight appearance (2013 Marquette)
- He has won 20-or-more games in 11 of his 16 seasons as a head coach.
- His 52 wins over the past two seasons were a program record and he became the first Texas A&M head coach to win 25 or more games in back-to-back seasons in school history.
- He's coached, recruited or developed 16 NBA players over the course of his career, totaling over \$400 million in total salaries and nearly 3,000 games played.





MOLDING YOUNG MINDS:

Buzz Williams has presented a series of lectures to the SOMS (School of Military Science) 380: Workshop in Leadership Education class for the past two fall semesters in a collaboration with Texas A&M's Corps of Cadets and the Hollingsworth Center for Ethical Leadership.

- Dr. Dave Keller, Director of the Hollingsworth Center, said, "The Hollingsworth Center works primarily with students who are not going into the military upon graduation, although we certainly have several that do. Our SOMS [School of Military Science] program of study begins during the spring semester of their sophomore year, where we focus on helping cadets find their strengths and lead from a perspective of authenticity."
- Keller added, "SOMS 380 is the second course for our students. It focuses heavily on finding their leadership constraints and blind spots, and then developing an action plan to intentionally improve in these critical areas. In later semesters, students learn more about the science of leadership, along with how to lead teams and organizations more effectively."
- Dr. Darin Paine, Associate Director for the Hollingsworth Center, said, "Whenever cadets can learn from a presenter such as Coach Buzz Williams, there are many opportunities for personal and professional gain. It could reinforce what they are already learning in SOMS, or present a new concept, or allow them to hear something that applies to their life right now. There are countless opportunities to benefit from an experience like this. Coach Williams is a high achiever, lifelong learner, and very enthusiastic about teaching. He has so much to offer and we are thrilled with this partnership."
- One of the class attendees, junior Luke White, told the Bryan-College Station Eagle: "I think it's really cool that he's doing this. He's going beyond being just a coach. He's really trying to connect with us as students."
- Among the featured topics for series have been: "Learning How You Learn," "Leading Through Change," "The Birthday Paradox," "The Principal-Agent Problem" and "Never Assume Anything." Williams also taught similar classes during his time as the head coach at Virginia Tech.
- For more information about SOMS 380 and the Hollingsworth Center for Ethical Leadership, go to: corps.tamu.edu.



— COACHING / SUPPORT STAFF —
TEXAS A&M BASKETBALL



**BUZZ
WILLIAMS**

HEAD COACH
5TH SEASON



**DEVIN
JOHNSON**

ASSOCIATE HEAD COACH
5TH SEASON



**STEVE
ROCCAFORTE**

ASSISTANT COACH
3RD SEASON



**LYLE
WOLF**

ASSISTANT COACH
5TH SEASON



**DALE
LAYER**

SPECIAL ASST. TO THE HEAD COACH
5TH SEASON



**LUKE
HILLIN**

CHIEF OF STAFF
6TH SEASON



**VINCE
WALDEN**

DIR. OF BKB OPERATIONS
5TH SEASON



**JOSH
CHAMBERS**

DIR. OF CREATIVE
5TH SEASON



**TJ
RYAN**

DIR. OF SCOUTING
5TH SEASON



**EDDIE
BENION**

SENIOR ASSOC. ATHLETIC TRAINER
4TH SEASON



**STEVE
GEPHARDT**

DIR. OF STRENGTH & COND.
4TH SEASON



**ANTONIO
MCKENZIE**

DIR. OF PLAYER RELATIONS
3RD SEASON



**LANDRY
MOFFETT**

ADMIN. COORDINATOR
2ND SEASON



**MACY
RICHARDSON**

SCHOLASTIC SUPERVISOR
2ND SEASON



**WABISSA
BEDE**

PROGRAM AIDE
3RD SEASON



**CAL
FURGAL**

GRADUATE ASSISTANT
2ND SEASON



— AGGIES — IN THE NBA

AGGIES IN THE NBA (ACTIVE)

Player	Current Team	1st Year
Alex Caruso	Chicago Bulls	2016
Dexter Dennis	Dallas Mavericks	2023
Danuel House	Philadelphia 76ers	2016
Quenton Jackson	Windy City Bulls (G-League)	2022
DeAndre Jordan	Denver Nuggets	2008
Khris Middleton	Milwaukee Bucks	2012
Robert Williams III	Boston Celtics	2018

WILLIAMS AND THE NBA

Buzz Williams has coached, recruited or developed 16 NBA players over the course of his career, totaling over \$400 million in total salaries and over 3,000 games played entering 2023-24 (sorted by career NBA games).

Player	School	Games	Career Earnings
Wes Matthews	Marquette	950	\$113,710,937
Jimmy Butler	Marquette	754	\$218,589,766
Jae Crowder	Marquette	753	\$65,671,189
Nickeil Alexander Walker	Virginia Tech	217	\$14,349,113
Juan Toscano Anderson	Marquette	191	\$4,246,167
Lazar Hayward	Marquette	72	\$3,372,973
Dwight Buycks	Marquette	49	\$796,188
Justin Robinson	Virginia Tech	43	\$784,140
Jamil Wilson	Marquette	15	\$50,000
Vander Blue	Marquette	10	\$50,000
Quentin Jackson	Texas A&M	9	\$219,630
Darius Johnson Odom	Marquette	7	\$192,228
Jerel McNeal	Marquette	6	\$29,843
Justin Bibbs	Virginia Tech	0	\$94,742
Dexter Dennis	Texas A&M	0	\$1,119,563
Ahmed Hill	Virginia Tech	0	\$40,000

Source: Basketball-Reference.com (entering 2023-24 NBA season)



— RADIO-TV ROSTER —

TEXAS A&M BASKETBALL



**JACE
CARTER**

G | 6'-6" | 220 | JR.-TR
TITUSVILLE, FLA.

0



**HAYDEN
HEFNER**

G | 6'-6" | 185 | SR.-3L
NEDERLAND, TEXAS

2



**BRYCE
LINDSAY**

G | 6'-3" | 190 | FR.-HS
BALTIMORE, MD.

3



**WADE
TAYLOR IV**

G | 6'-0" | 175 | JR.-2L
DALLAS, TEXAS

4



**ELI
LAWRENCE**

G | 6'-5" | 190 | GR.-TR
ATLANTA, GA.

5



**ROB
DOCKERY**

G/F | 6'-6" | 205 | FR.-HS
WASHINGTON D.C.

9



**WILDENS
LEVEQUE**

F/C | 6'-10" | 255 | GR.-TR
BROCKTON, MASS.

10



**ANDERSSON
GARCIA**

F | 6'-7" | 215 | SR.-1L
MOCA, DOMINICAN REPUBLIC

11



**SOLOMON
WASHINGTON**

F | 6'-7" | 220 | SO.-1L
NEW ORLEANS, LA.

13



**HENRY
COLEMAN III**

F | 6'-8" | 245 | SR.-2L
RICHMOND, VA.

15



**TYLER
RINGGOLD**

F | 6'-8" | 220 | FR.-HS
BATON ROUGE, LA.

21



**TYRECE
RADFORD**

G | 6'-3" | 190 | GR.-2L
BATON ROUGE, LA.

23



**JAELYN
LEE**

G | 6'-8" | 200 | FR.-RS
PARIS, TEXAS

24



**BRANDON
WHITE**

C | 6'-10" | 245 | FR.-HS
SPENCER, N.C.

32



**JULIUS
MARBLE**

F | 6'-9" | 235 | SR.-1L
DALLAS, TEXAS

34



**MANNY
OBASEKI**

G | 6'-4" | 195 | JR.-2L
ALLEN, TEXAS

35

PRONUNCIATION GUIDE

WILDENS LEVEQUE WILL-dens lah-VECK (as in heck)
Manny OBASEKI Oh-BASS-uh-key (BASS as in GLASS)
TYRECE Radford Tie-reese



GAMES 1-4 BOX SCORES

Game 1 | Nov. 6, 2023 | Texas A&M 78, TAMU-Commerce 46
Reed Arena | Bryan-College Station, Texas

Game 2 | Nov. 10, 2023 | Texas A&M 73, Ohio State 66
Schottenstein Center | Columbus, Ohio



Official Basketball Box Score - Final
Texas A&M-Commerce at Texas A&M
11/06/23 Reed Arena, Bryan-College Station
2023-24 Men's Basketball

Game Time 7:20 PM
Game Duration: 1:30
Attendance: 5,938

Officiated: Terry Gagnier, Anthony Jordan, Errol Lewis

Texas A&M-Commerce - 46

Records: 5-4

NO.	Name	Min	FG	3P	FT	Rebounds	Fouls	TP	AS	TO	ST	Blocks	+/
			M/A	M/A	M/A	OR DR TOT	PF					BS BA	
23	KC Ugwuakazi	F 29:39	1-8	0-0	0-0	2 1 3	0 0 2	0	0	0	0	0	1 -9
24	Jerome Brewer, Jr.	F 29:22	4-9	1-6	4-5	0 5 5	2 4 13	0	3	0	1	1	-20
2	Kalen Williams	G 23:44	4-8	0-1	2-2	1 0 1	4 1 10	1	1	2	0	0	-22
3	Tommie Lewis	G 23:01	0-5	0-4	1-2	0 4 4	1 1 1	0	1	2	0	0	-26
10	Alonzo Dodd	G 24:55	1-3	0-1	1-2	0 1 1	2 1 3	3	1	1	0	0	-18
0	Zondrick Garrett	17:54	2-4	0-1	2-3	0 1 1	3 2 6	1	1	2	2	0	-12
1	James "Pop" Weathers	20:25	0-3	0-3	0-0	0 1 1	2 0 0	2	1	0	0	0	-15
11	Khalif Abdul-Mateen	14:45	1-4	1-3	0-0	0 1 1	0 0 3	2	1	0	0	0	-1
4	VJ Reeves	12:29	0-7	0-6	0-0	0 0 0	2 1 0	0	0	0	1	0	-22
30	Evan Phelps	09:05	2-3	2-3	0-0	0 0 0	1 1 6	0	0	0	0	1	-10
12	Kwo Agwa	10:36	1-1	0-0	0-0	0 0 0	0 0 2	0	0	1	1	0	-1
5	Ant Abraham	04:05	0-1	0-0	0-0	0 0 0	1 0 0	0	0	0	0	0	-4
Team						4 4 8							
Totals			16-54	4-28	10-14	7 18 25	18 11 48	9	10	9	5	3	-32

Technical Fouls: NONE

Texas A&M - 73

Records: 1-3

NO.	Name	Min	FG	3P	FT	Rebounds	Fouls	TP	AS	TO	ST	Blocks	+/
			M/A	M/A	M/A	OR DR TOT	PF					BS BA	
10	Wildens Leveque	F 14:14	1-1	0-0	2-2	3 3 6	0 1 4	0	1	1	1	0	10
15	Henry Coleman III	F 21:56	0-0	0-0	1-2	2 6 8	2 1 1	1	1	2	0	0	15
2	Hayden Hefner	G 19:33	7-10	3-6	2-5	1 3 4	0 5 19	2	2	2	0	0	16
4	Wade Taylor IV	G 22:12	6-11	4-7	0-0	0 4 4	2 3 16	6	1	2	0	0	20
23	Tyreese Radford	G 23:31	4-8	0-1	1-2	1 3 4	1 3 9	4	0	0	1	1	28
0	Jace Carter	19:18	2-8	1-6	3-4	2 2 4	1 2 8	3	1	0	0	1	13
11	Andersson Garcia	20:44	0-2	0-1	0-0	1 2 3	1 0 0	1	0	1	0	0	17
13	Solomon Washington	23:06	4-9	1-3	1-1	2 5 7	2 2 10	1	0	0	0	1	22
3	Bryce Lindsay	13:31	0-3	0-1	0-0	0 1 1	1 0 0	1	1	2	1	0	10
5	Eli Lawrence	10:50	4-6	2-3	1-1	0 1 1	0 1 1	11	0	1	0	0	3
35	Manny Obaseki	08:39	0-1	0-0	0-0	0 0 0	0 0 0	0	0	1	1	0	0
24	Jaslyn Lee	02:47	0-1	0-0	0-0	0 0 0	0 0 0	0	0	0	0	0	2
Team						4 1 5							
Totals			26-62	11-28	11-17	16 31 47	11 18 78	21	11	8	3	5	-32

Technical Fouls: NONE

	TAMU	TAMU
Biggest Lead	2 (1 st 19:09)	22 (2 nd 6:42)
Best Shooting Run	11 (1 st 6:47)	12 (1 st 12:49)
Lead Changes	1	
Times Tied	1	
Time with Lead	00:23	38:30

Points from	TAMU	TAMU
Turnovers	14	6
Paint	22	24
Second Chance	2	6
Fast Breaks	8	6
Bench	17	29

Period by Period Scoring	1st	2nd	TOT
TAMU	27	19	46
TAMU	42	36	78



Official Basketball Box Score - Final
Texas A&M at Ohio State
11/10/23 Value City Arena, Columbus, Ohio
2023-24 Men's Basketball

Game Time 7:20 PM
Game Duration: 1:30
Attendance: 18,799

Officiated: Brian Dwyer, Don Dill, Tim Conner

Texas A&M - 73

Records: 2-0

NO.	Name	Min	FG	3P	FT	Rebounds	Fouls	TP	AS	TO	ST	Blocks	+/
			M/A	M/A	M/A	OR DR TOT	PF					BS BA	
10	Wildens Leveque	F 04:01	0-1	0-0	0-0	1 0 1	0 0 0	0	0	0	0	0	-3
15	Henry Coleman III	F 36:05	8-14	0-0	4-4	4 7 11	1 3 20	2	0	0	0	2	9
2	Hayden Hefner	G 27:08	1-3	1-1	1-2	1 1 2	0 3 4	1	0	0	0	1	6
4	Wade Taylor IV	G 30:03	8-21	1-9	4-6	0 2 2	4 6 21	4	2	2	0	5	6
23	Tyreese Radford	G 34:03	8-17	1-5	4-6	2 3 5	2 4 21	0	1	0	0	1	7
11	Andersson Garcia	26:23	1-3	0-0	2-2	7 6 13	5 3 4	0	1	0	1	0	6
0	Jace Carter	18:02	0-1	0-1	0-1	0 2 2	0 1 0	0	0	0	1	0	-1
5	Eli Lawrence	05:48	1-2	0-1	0-0	0 0 0	0 0 0	1	0	2	0	0	3
13	Solomon Washington	13:19	0-1	0-1	1-2	0 4 4	1 1 0	0	0	0	0	0	2
35	Manny Obaseki	05:09	0-0	0-0	0-0	0 1 1	1 0 0	0	0	0	0	0	0
Team						1 3 4							
Totals			27-63	3-18	16-23	16 29 45	18 21 73	8	6	3	1	10	7

Technical Fouls: NONE

Ohio State - 66

Records: 1-4

NO.	Name	Min	FG	3P	FT	Rebounds	Fouls	TP	AS	TO	ST	Blocks	+/
			M/A	M/A	M/A	OR DR TOT	PF					BS BA	
10	Jamison Battle	F 23:13	4-8	2-8	0-0	2 2 4	5 1 10	0	2	1	0	0	1
34	Felix Okpara	C 21:26	1-3	0-0	1-2	0 3 3	2 2 3	0	0	0	0	4	-6
1	Roddy Gayle Jr.	G 36:29	4-12	0-3	1-2	2 5 7	2 1 9	6	2	0	0	0	-1
2	Bruce Thornton	G 30:50	8-20	2-8	6-9	0 2 2	2 9 24	5	0	1	0	0	-10
12	Evan Mahaffey	G 30:26	2-3	0-0	2-2	1 4 5	3 2 6	0	0	0	2	0	-12
0	Scotty Middleton	15:49	1-5	0-1	0-1	0 0 0	2 1 2	0	1	0	1	0	-4
23	Zed Key	18:34	4-5	0-0	0-1	4 3 7	2 2 8	0	1	0	0	1	-1
4	Dale Bonner	15:48	2-5	0-1	0-0	0 0 0	2 4 0	1	0	0	0	0	-3
21	Devlin Royal	07:00	0-1	0-0	0-0	1 2 3	1 0 0	0	0	1	0	3	0
15	Bowen Hardman	00:25	0-0	0-0	0-0	0 0 0	0 0 0	0	0	0	0	0	0
Team						2 2 4							
Totals			26-62	4-19	10-17	12 23 35	21 18 66	11	8	2	10	1	-7

Technical Fouls: NONE

	A&M	OSU
Biggest Lead	7 (2 nd 0:29)	7 (1 st 18:09)
Best Shooting Run	9 (1 st 18:43)	7 (1 st 18:09)
Lead Changes	7	
Times Tied	7	
Time with Lead	18:41	17:42

Points from	A&M	OSU
Turnovers	5	6
Paint	35	30
Second Chance	19	6
Fast Breaks	0	11
Bench	7	14

Period by Period Scoring	1st	2nd	TOT
A&M	34	39	73
OSU	33	33	66

Game 3 | Nov. 14, 2023 | Texas A&M 79, SMU 66
Moody Coliseum | Dallas, Texas

Game 4 | Nov. 17, 2023 | Texas A&M 74, ORU 66
Reed Arena | Bryan-College Station, Texas



Official Basketball Box Score - Final
Texas A&M at SMU
11/14/23 Moody Coliseum, Dallas
2023-24 Men's Basketball

Game Time 7:20 PM
Game Duration: 1:30
Attendance: 5,938

Officiated: Claude Puck, Queen Jerrid, Job Hartman

Texas A&M - 79

Records: 3-0

NO.	Name	Min	FG	3P	FT	Rebounds	Fouls	TP	AS	TO	ST	Blocks	+/
			M/A	M/A	M/A	OR DR TOT	PF					BS BA	
10	Wildens Leveque	F 11:00	0-1	0-0	0-0	1 2 3	1 1 0	0	1	0	0	2	8
15	Henry Coleman III	F 32:14	4-6	0-0	5-5	6 9 15	2 3 13	2	1	1	0	0	7
2	Hayden Hefner	G 16:17	2-7	1-5	0-0	0 0 0	0 0 5	0	1	0	0	0	7
4	Wade Taylor IV	G 34:24	4-17	0-7	7-9	1 1 2	1 9 15	5	2	6	1	0	17
23	Tyreese Radford	G 31:55	7-15	4-7	3-5	2 5 7	2 3 21	3	1	1	0	1	24
11	Andersson Garcia	28:15	1-5	0-0	4-4	2 6 2	3 6 2	0	0	1	1	0	10
0	Jace Carter	14:17	4-7	1-3	1-2	1 3 4	0 1 10	0	0	2	2	0	1
3	Bryce Lindsay	06:26	0-1	0-1	0-0	0 0 0	0 1 0	0	1	1	0	0	-6
13	Solomon Washington	12:00	1-2	0-0	2-2	1 3 4	5 3 4	0	0	0	0	2	1
5	Eli Lawrence	04:20	0-2	0-0	0-0	0 0 0	0 1 0	0	0	0	0	0	-5
35	Manny Obaseki	06:22	2-4	1-2	0-0	0 0 0	0 1 0	5	1	0	0	0	1
24	Jaslyn Lee	00:30	0-0	0-0	0-0	0 0 0	0 0 0	0	0	0	0	0	-2
Team						1 1 2							
Totals			25-67	7-25	22-27	17 26 43	15 24 79	14	7	11	8	4	13

Technical Fouls: NONE

	TAMU	SMU
Biggest Lead	16 (2 nd 0:36)	4 (1 st 8:51)
Best Shooting Run	9 (1 st 3:38)	5 (1 st 8:51)
Lead Changes	2	
Times Tied	3	
Time with Lead	32:32	02:42

Points from	TAMU	SMU
Turnovers	20	8
Paint	28	22
Second Chance	20	13
Fast Breaks	2	10
Bench	25	25

Period by Period Scoring	1st	2nd	TOT
TAMU	39	40	79
SMU	32	34	66



Official Basketball Box Score - Final
Oral Roberts at Texas A&M
11/17/23 Reed Arena, Bryan-College Station
2023-24 Men's Basketball

Game Time 7:20 PM
Game Duration: 1:30
Attendance: 18,799

Officiated: Tony Greene, Vladimir Vukobratovic, Jason Hesse

Oral Roberts - 66

Records: 1-8

NO.	Name	Min	FG	3P	FT	Rebounds	Fouls	TP	AS	TO	ST	Blocks	+/
			M/A	M/A	M/A	OR DR TOT	PF					BS BA	
14	DeShawn Weaver	F 34:26	5-11	2-7	2-2	3 2 5	1 2 14	0	1	0	6	1	-10
22	Josh Jones	C 14:05	1-1	0-0	2-2	0 1 1	2 2 4	0	0	0	0	0	6
2	Kareem Thompson	G 40:00	4-10	4-9	0-0	0 6 6	1 0 12	2	1	1	0	0	-8
10	Issac McBride	G 38:32	9-17	4-7	5-7	0 5 5	3 3 27	7	1	0	0	0	-2
35	Jallen Bedford	G 26:00	3-10	1-4	1-2	2 5 7	4 3 8	0	1	0	1	3	-12
23	Sir Isaac Herron	19:53	0-0	0-0	1-2	0 2 2	4 1 1	1	1	0	0	1	-4
12	Jalen Miller	18:56	0-3	0-1	0-0	0 2 2	2 0 0	2	2	1	0	1	-3
1	Braden Moore	01:08	0-0	0-0	0-0	0 0 0	0 0 0	0	0	0	0	0	-2
20	Trey Phipps	07:00	0-0	0-0	0-0	0 0 0	0 0 0	0	0	0	0	0	0
5	Carm Ambrose	00:01	0-0	0-0	0-0	0 0 0	2 0 0	0	0	0	0	0	0
						1	0	1	0	2			
Total		22:52	11-26	11-15	6-23	29	19	11	66	12	8	2	8

GAMES 9-12 BOX SCORES

Game 9 | Dec. 6 2023 | Texas A&M 89, DePaul 64
Reed Arena | Bryan-College Station, Texas



Official Basketball Box Score - Final
DePaul at Texas A&M
18000 Reed Arena, Bryan-College Station
1000-00 Hours Eastern

Game Time 2:00 PM
Game Duration: 1:26
Attendance: 5,710

Officials: Doug Stone, Joe Lindsay, Jeffery Clark

DePaul - 64

Records: 1-7

NO. Name	Min	FG	3P	FT	Rebounds	Fouls	TP	AS	TO	ST	Blocks	+/-			
21 Da'Sean Nelson	F 34:34	6-8	1-2	0-0	0	6	6	2	13	3	2	1	0	-26	
25 Jeremiah Oden	F 24:22	1-6	1-2	0-0	0	2	2	2	3	0	1	0	0	-31	
2 Chico Carter, Jr.	G 33:41	7-9	4-6	3-6	0	1	1	1	3	21	4	2	0	-19	
22 Elijah Fisher	G 28:12	2-4	0-1	2-4	2	1	3	0	2	6	2	0	2	-27	
23 Caleb Murphy	G 13:15	0-1	0-0	0-0	0	0	0	1	0	0	1	0	0	-27	
4 K.T. Raimy	F 19:17	1-3	1-3	0-0	0	1	1	0	3	2	0	0	0	-3	
5 Churchill Abbas	F 06:37	1-1	0-0	0-0	0	3	3	4	0	2	0	1	0	-3	
10 Jaden Henley	T 20:50	2-3	0-0	2-3	1	0	1	2	2	6	3	3	0	4	
12 Mac Etienne	F 06:56	0-1	0-0	0-0	1	1	2	1	0	0	0	0	1	-3	
11 Keyondra Young	T 12:16	3-6	1-2	3-4	1	3	4	1	3	10	1	1	0	10	
Team					0	0	0	0	0	1					
Totals		23-42	8-16	10-17	5	18	23	13	14	64	15	2	3	2	-25

Technical Fouls: NONE

Texas A&M - 89

Records: 7-1

NO. Name		Min	FG M-A	3P M-A	FT M-A	Rebounds OR TOT	Fouls PF	TP	AS	TO	ST	Blocks B-A	+/-
10 Wilkens Leveque	F	16:14	2-3	0-0	0-0	3	1	4	1	0	0	0	1
15 Henry Coleman III	F	25:31	6-10	0-0	1-1	5	4	9	0	3	13	3	0
0 Jace Carter	G	24:57	5-12	4-11	0-0	0	1	1	0	14	1	0	0
2 Hayden Hefner	G	23:46	4-8	2-5	0-0	2	2	4	1	10	3	1	2
4 Wade Taylor IV	F	25:09	4-10	4-7	1-2	0	2	2	3	13	6	0	1
11 Andersson Garcia	F	22:26	3-3	1-1	2-3	2	3	5	1	3	9	2	0
13 Solomon Washington	F	13:29	1-2	0-0	0-1	2	1	3	4	1	2	1	0
35 Manny Obaseki	F	21:44	4-7	1-1	1-2	0	0	0	1	1	10	2	0
3 Bryce Lindsay	F	14:51	4-8	2-6	0-0	0	0	0	3	1	10	1	0
5 Eli Lawrence	F	07:55	1-2	0-0	0-0	0	0	0	0	1	2	0	0
24 Jaelyn Lee	F	02:56	1-1	0-0	0-0	0	1	1	0	0	2	0	0
Team						1	0	1	0	0	0		
Totals			35-66	14-31	5-9	15	15	30	14	13	89	20	4

Technical Fouls: NONE

Biggest lead	DEPL	TAMU
Biggest lead	0 (1 st 20:00)	34 (2 nd 16:48)
Best Scoring Run	8 (2 nd 7:37)	17 (1 st 2:54)
Lead Changes	0	0
Times Tied	0	0
Time with Lead	00:00	39:02

Points from Turnovers	DEPL	TAMU
Points	26	36
Second Chance	8	76
Fast Breaks	4	2
Bench	21	35

Period by Period Scoring	1st	2nd	TOT
DEPL	30	34	64
TAMU	62	27	89

Game 10 | Dec. 10 2023 | Memphis 81, Texas A&M 75
Reed Arena | Bryan-College Station, Texas



Official Basketball Box Score - Final
Memphis at Texas A&M
181000 Reed Arena, Bryan-College Station
1000-00 Hours Eastern

Game Time 2:00 PM
Game Duration: 1:26
Attendance: 5,700

Officials: Don Dwy, K.J. Rudek, J., Victor Vignard-Talbot

Memphis - 81

Records: 7-9

NO. Name	Min	FG	3P	FT	Rebounds	Fouls	TP	AS	TO	ST	Blocks	+/-				
		M/A	M/A	M/A	OR	DR										
2 Nick Jourdain	28:37	2-4	0-1	0-0	2	1	3	3	1	4	2	1	0	8		
4 Ashton Hardaway	14:24	0-2	0-2	0-0	0	3	3	1	1	0	2	0	2	0	11	
8 David Jones	34:32	8-17	5-9	8-8	1	6	7	2	4	29	0	3	2	2	0	
23 Malcolm Dandridge	11:36	1-1	0-0	1-2	2	5	7	5	1	3	1	2	0	0	8	
11 Javon Quinley	34:10	8-13	2-5	6-8	1	3	4	2	6	24	5	1	1	0	2	
9 Caleb Mills	23:33	4-7	2-3	3-4	1	2	3	4	2	13	1	3	1	0	-10	
10 Jaykwon Walton	30:29	1-6	0-2	3-5	3	4	7	3	5	5	2	6	1	0	1	
1 Jaylon Young	09:05	1-2	0-0	1-2	1	0	1	0	1	3	2	0	1	0	3	
25 Jaydon Hardaway	09:48	0-0	0-0	0-0	0	0	0	0	0	0	0	0	0	0	8	
0 Jonathan Pierre	03:46	0-0	0-0	0-0	0	0	0	0	0	0	0	0	0	0	-6	
Team					0	2	2	0	0	0						
Totals		25-52	9-22	22-29	11	26	37	20	21	81	15	15	8	2	1	6

Technical Fouls: NONE

Texas A&M - 75

Records: 7-9

NO.	Name	Min	FG	3P	FT	Rebounds	Fouls	TP	AS	TO	ST	Blocks	BS	BA
			M-A	M-A	M-A	OR	DR	OT						
10	Wilkins Leveque	P 06:46	1-3	0-0	0-0	3	1	4	1	2	2	0	0	0
15	Henry Coleman III	P 27:28	2-5	0-0	2-2	1	5	6	1	1	6	2	1	2
2	Hayden Hefner	G 21:28	3-9	3-7	0-0	0	0	0	3	1	9	0	2	0
4	Wade Taylor IV	G 34:37	3-14	0-9	3-4	1	1	2	4	2	9	8	5	4
23	Tyrone Radford	G 24:07	3-9	0-5	2-2	1	1	2	2	1	8	1	0	0
11	Andersson Garcia	26:11	1-2	0-1	4-6	7	7	14	4	4	6	2	2	1
0	Jace Carter	18:58	3-7	1-5	2-2	1	1	2	2	2	9	0	1	2
13	Solomon Washington	17:11	2-2	0-0	1-2	1	1	2	2	5	0	0	3	0
35	Manny Obaseki	21:13	7-13	2-6	5-6	0	1	1	2	5	21	0	1	0
	Team					1	1	2	0	0	0			
	Totale		25-64	6-33	19-24	16	19	35	21	20	75	13	12	13
Technical Fouls: NONE														
		MEMPHIS			TAMU									

Technical Fouls: NONE

Biggest lead	MEMP	TAMU
Biggest lead	14 (2 nd 3:56)	3 (1 st 11:29)
Best Scoring Run	9 (1 st 0:51)	8 (2 nd 17:16)
Lead Changes	4	0
Times Tied	6	0
Time with Lead	36:16	01:50

Points from Turnovers	MEMP	TAMU
Points	24	34
Second Chance	11	13
Fast Breaks	8	9
Bench	21	41

Period by Period Scoring	1st	2nd	TOT
MEMP	36	43	81
TAMU	28	48	75

Game 11 | Dec. 16, 2023 | No. 4 Houston 70, Texas A&M 66
Toyota Center, Houston, Texas



Official Basketball Box Score - Final
Texas A&M at Houston
121623 Toyota Center, Houston, Texas
2023-24 Men's Basketball

Game Time: 1:31 PM
Game Duration: 2:12
Attendance: 12,152

Officials: Doug Simons, Bart Lenoir, Byron Jarrett

Texas A&M - 66

Records: 7-4

NO. Name		Min	FG M-A	3P M-A	FT M-A	Rebounds DR OT TOT	Fouls PF FLD	TP	AS	TO	ST	Blocks BS	+/-			
10 Wilfers Leveque	F	09:43	0-0	0-0	0-0	0	1	1	2	0	1	1	0	0		
15 Henry Coleman III	F	36:36	2-7	0-1	2-5	3	9	12	2	4	0	1	2	0	1	
0 Jace Carter	F	32:23	3-11	1-7	0-0	2	1	3	1	0	7	1	2	0	3	
2 Hayden Hefner	G	20:02	2-2	2-2	1-2	0	2	2	0	1	7	1	2	0	0	
4 Wade Taylor IV	G	34:24	10-22	6-14	8-9	1	2	3	3	6	34	4	3	3	0	10
11 Andersson Garcia	F	28:17	2-4	0-1	1-2	3	1	4	4	3	5	1	0	0	1	4
35 Manny Obaseki	F	09:28	0-5	0-0	0-0	0	1	1	0	0	0	1	0	0	2	-19
13 Solomon Washington	F	21:47	2-3	0-1	2-2	5	2	7	1	1	6	0	0	1	1	-8
5 Eli Lawrence	F	07:21	0-1	0-1	1-2	0	0	0	0	1	1	0	0	0	0	-9
Team						3	1	4	0	0	1					
Totals		21:55	9-27	15-22	17	20	37	13	16	66	11	11	5	4	10	-4

Technical Fouls: Taylor IV 2nd 16:00

Houston - 70

Record: 11-0

NO. Name	Min	FG	3P	FT	Rebounds	Fouls	TP	AS	TO	ST	Blocks	BS	BA	+/-	
5 JaVier Francis	F 16:38	2-5	0-0	1-1	2	3	5	4	1	5	0	1	0	3	-2
13 J'Vian Roberts	F 36:11	5-8	0-0	0-0	4	7	11	3	3	10	7	0	0	1	0
1 Jamal Shead	G 32:11	5-11	2-3	0-0	0	3	3	1	12	8	2	1	2	0	-6
4 LJ Cryer	G 36:53	5-15	4-10	3-3	1	2	3	0	1	17	1	2	0	0	5
21 Emanuel Sharp	G 35:23	7-17	5-13	2-2	5	1	6	2	4	21	0	2	1	0	2
25 Joseph Tugler	T 21:25	2-4	0-0	0-0	3	2	5	3	2	4	1	0	0	3	0
11 Damian Dunn	T 15:43	0-1	0-1	1-2	0	1	1	1	1	1	1	3	0	0	15
23 Terrance Arceneaux	T 05:36	0-0	0-0	0-0	0	0	0	0	0	0	0	0	0	1	0
Team					1	2	3	0	0	1					
Totals		26-61	11-27	7-8	16	21	37	16	13	70	18	11	2	10	4

Technical Fouls: NONE

Biggest lead	TAMU	HOU
Biggest lead	7 (1 st 17:15)	21 (2 nd 15:39)
Best Scoring Run	12 (2 nd 12:19)	7 (1 st 13:22)
Lead Changes	3	0
Times Tied	2	0
Time with Lead	05:45	32:53

Points from Turnovers	TAMU	HOU
Points	9	10
Second Chance	21	9
Fast Breaks	4	11
Bench	12	5

Period by Period Scoring	1st	2nd	TOT
TAMU	23	43	66
HOU	38	32	70

Game Notes: Technical foul to 4 Taylor was awarded for a top.

Game 12 | Dec. 22, 2023 | Texas A&M 79, HCU 52
Reed Arena | Bryan-College Station, Texas



Official Basketball Box Score - Final
Houston Christian at Texas A&M
180000 Reed Arena, Bryan-College Station
1000-00 Hours Eastern

Game Time 7:00 PM
Game Duration: 1:26
Attendance: 5,476

Officials: Steven Anderson, Patrick Chene, Hunter Hiler

Houston Christian - 52

Records: 2-9

NO. Name	Min	FG M-A	3P M-A	FT M-A	Rebounds OR DR	Fouls FF	TP	AS	TO	ST	Blocks	BS	BA	+/-	
4 Bonike Marling	F 20:15	0-2	0-0	2-2	0	6	6	5	2	2	1	3	0	0	0
11 Tristen Moore	P 26:46	4-12	3-6	3-3	0	2	2	0	1	14	0	3	0	0	-21
33 Michael Imarigbo	F 21:56	2-4	0-0	0-0	0	6	6	5	1	4	0	2	0	2	-13
2 Pierce Bazil	G 32:03	2-9	0-5	1-3	2	1	3	2	2	5	4	1	0	0	-16
10 Marcus Greene	G 35:53	6-13	3-8	3-6	1	2	3	3	5	18	4	5	2	0	-24
7 Dominic Capriotti	18:03	0-2	0-2	0-0	0	4	4	4	1	0	0	0	0	0	-10
20 Chigozie Achara	11:37	0-1	0-0	0-1	1	1	2	2	1	0	0	1	0	0	-17
5 Porter Bazil	16:55	2-5	0-1	0-0	2	2	4	1	1	4	0	2	0	1	0
21 Nate Hudson	13:29	1-2	0-0	3-4	1	0	1	2	2	5	0	0	1	0	-15
14 Nathan Sall	02:09	0-1	0-1	0-0	0	0	0	0	0	0	0	0	0	0	-2
Team				2	2	4				0	1				
Totals		17-51	6-23	12-19	9	26	35	24	16	52	9	18	3	3	-27

GAMES 17-20 BOX SCORES

Game 17 | Jan. 16, 2024 | Arkansas 78, Texas A&M 77
Bud Walton Arena | Fayetteville, Ark.

Game 18 | Jan. 20, 2024 | Texas A&M 73, LSU 69
Maravich Assembly Center | Baton Rouge, La.



Official Basketball Box Score - Final
Texas A&M at Arkansas
01/16/24 Bud Walton Arena, Fayetteville, Ark.
1823-44 Men's Basketball

Game Time 8:00 PM
Game Duration: 82:00
Attendance: 12,900

Officiated: Terry O'Quinn, Doug Brown, Orlando Potts

Texas A&M - 77

Records: 19-12 (9-9)

NO.	Name	Min	FG	3P	FT	Rebounds	Fouls	TP	AS	TO	ST	Blocks	BS	BA	+/-
10	Wildens Leveque	F 16:07	0-2	0-0	2-2	2 2 4	5 2	2	0	0	0	1	0	6	
13	Solomon Washington	F 18:01	1-1	1-1	2-4	2 2 4	5 2	5	1	0	0	0	0	-1	
2	Hayden Helmer	G 07:52	0-6	0-3	3-4	1 1 2	1 2	3	0	0	0	0	1	-3	
4	Wade Taylor IV	G 38:36	13-32	5-14	10-13	0 6 6	4 8	4	1	0	2	0	4	1	
23	Tyrece Radford	G 37:10	2-15	0-5	2-2	3 2 5	3 1	6	2	0	0	0	2	1	
11	Andersson Garcia	36:27	5-5	0-0	0-2	5 7 12	3 2	10	0	0	1	2	0	4	
0	Jace Carter	25:47	1-5	0-3	3-4	2 5 7	3 4	5	1	0	2	0	0	-4	
35	Manny Obaseki	08:42	0-2	0-0	0-0	0 0 0	2 1	0	0	2	0	0	0	-2	
5	Eli Lawrence	11:19	2-5	0-3	1-2	0 1 0	1 0	1	5	0	0	0	0	-2	
Team						4 2 6	0	0	0	0	0	0	0	0	
Totals			24-74	6-29	23-33	19 28 47	26 23	77	5	2	5	3	9	-1	

Technical Fouls: NONE

Arkansas - 78

Records: 18-13 (9-9)

NO.	Name	Min	FG	3P	FT	Reb	TO	PTS	TP	AS	TO	ST	Blocks	BS	+/-
2	Trevon Brazile	F 34:20	1-5	0-2	6-8	0 5 5	2 4	8	0	1	0	1	2	0	
8	Claydon Lawson	F 27:18	1-1	0-0	0-0	0 5 5	5 1	2	4	0	0	1	0	7	
3	Eli Ellis	G 31:22	3-11	1-3	8-8	0 6 6	1 5	15	2	3	0	0	1	-10	
4	Davonte Davis	G 32:37	3-6	1-3	0-0	1 5 6	4 3	7	1	0	0	0	0	10	
12	Tramon Mark	G 40:00	8-15	2-3	17-22	0 5 5	3 13	35	0	3	0	0	0	10	
1	Keyon Menifield Jr.	12:31	1-4	1-2	0-0	0 1 1	4 3	2	0	1	2	0	7		
15	Macki Mitchell	03:30	0-0	0-0	0-0	0 0 0	1 0	0	1	0	0	0	0	8	
24	Jeremiah Davenport	15:05	3-9	2-6	0-0	0 1 1	2 0	8	0	1	0	1	0	-13	
11	Jalen Graham	03:03	0-0	0-0	0-0	0 0 0	0 0	0	0	0	0	0	1	-3	
6	Layden Blocker	00:17	0-0	0-0	0-0	0 0 0	0 0	0	0	0	0	0	0	-2	
Team						2 4 6	0	0	0	0	0	0	0	0	
Totals			20-51	7-19	31-40	3 32 35	24 26	78	10	8	1	9	3	1	

Technical Fouls: Mitchell 1, 7, 26

Biggest lead	1st 2nd 3rd 4th	Points from Turnovers	Points from Second Chances	Points from Bench
1st 2nd 3rd 4th	1st 2nd 3rd 4th	1st 2nd 3rd 4th	1st 2nd 3rd 4th	1st 2nd 3rd 4th
1st 2nd 3rd 4th	1st 2nd 3rd 4th	1st 2nd 3rd 4th	1st 2nd 3rd 4th	1st 2nd 3rd 4th
1st 2nd 3rd 4th	1st 2nd 3rd 4th	1st 2nd 3rd 4th	1st 2nd 3rd 4th	1st 2nd 3rd 4th
1st 2nd 3rd 4th	1st 2nd 3rd 4th	1st 2nd 3rd 4th	1st 2nd 3rd 4th	1st 2nd 3rd 4th

Game Notes: 17:29 - Contact Official Technical Fouls: 13 Arkansas 9 PM 4:01 - Page 2 Arkansas 94 9



Official Basketball Box Score - Final
Texas A&M at LSU
01/20/24 Maravich Assembly Center, Baton Rouge
1823-44 Men's Basketball

Game Time 8:00 PM
Game Duration: 82:00
Attendance: 12,900

Officiated: Chuck Jones, Neil Howard, Courtney Green

Texas A&M - 75

Records: 19-12 (9-9)

NO.	Name	Min	FG	3P	FT	Rebounds	Fouls	TP	AS	TO	ST	Blocks	BS	BA	+/-
10	Wildens Leveque	F 08:30	0-1	0-0	2-2	1 1 2	0 1	2	1	0	0	0	0	-11	
13	Solomon Washington	F 34:39	2-5	0-3	1-5	3 4 7	0 3	5	0	0	0	3	0	5	
0	Jace Carter	G 31:39	5-13	2-7	1-2	2 4 6	2 2	13	0	0	2	0	1	3	
4	Wade Taylor IV	G 21:27	6-17	4-10	3-5	1 4 5	4 6	19	4	3	0	0	0	6	
23	Tyrece Radford	G 36:30	6-18	1-6	2-2	5 4 9	1 2	15	2	0	1	0	0	4	
11	Andersson Garcia	31:18	3-4	2-3	2-2	6 4 10	2 3	10	4	0	1	0	0	15	
15	Henry Coleman III	10:31	1-1	0-0	0-0	0 1 1	0 0	2	0	0	0	0	0	3	
35	Manny Obaseki	06:27	1-3	1-1	0-2	0 1 1	0 1	0	1	0	0	0	0	0	
2	Hayden Helmer	07:22	1-2	0-1	0-0	0 3 3	1 0	1	0	2	0	0	0	-2	
5	Eli Lawrence	11:37	1-5	0-2	0-0	0 0 0	0 1	2	0	0	1	0	1	-3	
Team						3 1 4	0	0	1	0	1	0	0	0	
Totals			28-69	10-33	11-20	21 27 48	10 19	73	11	6	5	3	2	4	

Technical Fouls: NONE

LSU - 69

Records: 15-17 (9-9)

NO.	Name	Min	FG	3P	FT	Rebounds	Fouls	TP	AS	TO	ST	Blocks	BS	BA	+/-
13	Jalen Reed	F 27:53	4-7	2-4	0-0	1 3 4	2 1	10	0	0	1	0	0	0	
9	Will Baker	C 18:06	2-4	0-1	2-3	0 1 1	2 2	6	1	0	0	0	0	3	
2	Mike Williams III	G 20:48	3-10	3-9	2-2	1 1 2	1 1	11	3	0	0	0	1	2	
3	Jalen Cook	G 26:53	4-12	1-6	3-3	0 5 5	3 3	12	1	5	1	0	0	-9	
6	Jordan Wright	G 33:43	6-14	2-6	1-2	1 9 10	4 1	15	6	1	0	0	1	-7	
0	Trae Hannibal	16:35	0-0	0-0	0-0	0 1 1	2 1	0	0	0	0	0	0	5	
12	Hunter Dean	21:44	1-2	0-0	0-0	2 4 6	2 1	2	1	0	0	0	0	-8	
15	Tyrell Ward	22:11	4-8	2-5	0-0	1 2 3	2 0	10	1	0	0	0	1	-4	
20	Derek Fountain	14:04	1-3	1-3	0-0	0 1 1	1 0	3	0	1	0	1	0	-2	
Team						0 1 1	0	0	1	0	1	0	0	0	
Totals			25-60	11-34	8-10	6 28 34	19 10	69	15	8	1	2	3	-4	

Technical Fouls: NONE

Biggest lead	1st 2nd 3rd 4th	Points from Turnovers	Points from Second Chances	Points from Bench
1st 2nd 3rd 4th	1st 2nd 3rd 4th	1st 2nd 3rd 4th	1st 2nd 3rd 4th	1st 2nd 3rd 4th
1st 2nd 3rd 4th	1st 2nd 3rd 4th	1st 2nd 3rd 4th	1st 2nd 3rd 4th	1st 2nd 3rd 4th
1st 2nd 3rd 4th	1st 2nd 3rd 4th	1st 2nd 3rd 4th	1st 2nd 3rd 4th	1st 2nd 3rd 4th
1st 2nd 3rd 4th	1st 2nd 3rd 4th	1st 2nd 3rd 4th	1st 2nd 3rd 4th	1st 2nd 3rd 4th

Game 19 | Jan. 23, 2024 | Texas A&M 63, Missouri 57
Reed Arena | Bryan-College Station, Texas

Game 20 | Jan. 27, 2024 | Ole Miss 71, Texas A&M 68
Reed Arena | Bryan-College Station, Texas



Official Basketball Box Score - Final
Missouri at Texas A&M
01/23/24 Reed Arena, Bryan-College Station
1823-44 Men's Basketball

Game Time 7:00 PM
Game Duration: 82:00
Attendance: 12,900

Officiated: Don Dally, Rob Enoch, Michael Vazquez-Talbot

Missouri - 57

Records: 6-11 (3-8)

NO.	Name	Min	FG	3P	FT	Rebounds	Fouls	TP	AS	TO	ST	Blocks	BS	BA	+/-
0	Jordan Butler	F 24:00	1-2	1-2	0-0	1 4 5	4 1	3	0	0	0	1	0	-3	
13	Jesus Carralero Martin	F 28:42	0-2	0-2	0-0	2 3 5	1 1	0	3	5	0	0	0	-9	
2	Tamar Bates	G 27:50	7-16	1-4	1-1	0 5 5	4 3	6	2	2	0	0	1	0	
10	Nick Honor	G 29:29	2-9	2-8	2-2	0 0 0	4 2	8	1	1	0	0	0	-14	
55	Sean East II	G 34:08	6-11	2-4	3-3	0 2 2	4 2	17	5	4	1	0	0	8	
75	Connor Vanover	09:15	1-1	0-0	0-0	0 3 3	2 0	2	0	0	0	1	0	-6	
14	Anthony Robinson II	11:26	0-4	0-3	0-0	0 0 0	1 1	0	0	0	1	1	0	-12	
35	Noah Carter	16:27	3-6	1-3	1-2	3 3 6	4 5	8	2	0	0	0	0	8	
23	Aiden Shaw	05:27	0-0	0-0	0-0	0 1 1	1 0	0	0	1	0	0	0	8	
4	Curt Lewis	11:45	1-3	1-3	0-2	4 6 6	1 1	3	1	0	1	0	0	6	
11	Trent Pierce	01:23	0-0	0-0	0-0	0 0 0	0 0	0	0	0	0	0	0	0	
Team						0 2 2	0	0	2	0	0	0	0	0	
Totals			21-54	8-29	7-10	8 27 35	26 16	57	14	15	4	3	1	-6	

Technical Fouls: NONE

Texas A&M - 65

Records: 13-17 (9-9)

NO.	Name	Min	FG	3P	FT	Rebounds	Fouls	TP	AS	TO	ST	Blocks	BS	BA	+/-
10	Wildens Leveque	F 06:33	1-2	0-0	0-0	0 1 1	1 1	2	0	0	0	0	1	-4	
13	Solomon Washington	F 25:34	1-7	0-1	1-2	4 4 8	2 3	3	1	3	1	0	1	2	
0	Jace Carter	G 23:50	1-7	1-7	0-0	0 2 2	1 0	3	2	0	0	0	0	7	
4	Wade Taylor IV	G 34:53	5-13	3-9	6-6	1 5 6	2 4	3	1	1	0	0	1	3	
23	Tyrece Radford	G 28:56	3-8	1-4	4-7	4 4 7	3 3	16	1	2	0	0	0	-4	
11	Andersson Garcia	28:51	2-4	0-1	7-8	2 5 7	2 4	11	0	0	1	1	0	1	
15	Henry Coleman III	25:32	1-5	0-0	8-12	2 3 5	0 6	10	2	1	2	0	0	11	
2	Hayden Helmer	17:32	1-4	1-3	1-2	2 2 2	3 2	4	2	3	1	0	0	9	
5	Eli Lawrence	08:17	0-2	0-2	0-0	0 1 1	2 0	0	0	0	1	0	0	5	
Team						2 0 2	0	0	1	0	0	0	0	0	
Totals			15-52	6-27	27-37	15 26 41	16 26	63	12	9	7	1	3	6	

Technical Fouls: NONE

Biggest lead	1st 2nd 3rd 4th	Points from Turnovers	Points from Second Chances	Points from Bench
1st 2nd 3rd 4th	1st 2nd 3rd 4th	1st 2nd 3rd 4th	1st 2nd 3rd 4th	1st 2nd 3rd 4th
1st 2nd 3rd 4th	1st 2nd 3rd 4th	1st 2nd 3rd 4th	1st 2nd 3rd 4th	1st 2nd 3rd 4th
1st 2nd 3rd 4th	1st 2nd 3rd 4th	1st 2nd 3rd 4th	1st 2nd 3rd 4th	1st 2nd 3rd 4th
1st 2nd 3rd 4th	1st 2nd 3rd 4th	1st 2nd 3rd 4th	1st 2nd 3rd 4th	1st 2nd 3rd 4th



GAMES 21-24 BOX SCORES

Game 21 | Feb. 3, 2024 | Texas A&M 67, Florida 66 Reed Arena | Bryan-College Station, Texas



Official Basketball Box Score - Final
Florida at Texas A&M
02/03/24 Reed Arena, Bryan-College Station
2023-24 Men's Basketball

Game Time: 3:00 PM
Game Duration: 2:23
Attendance: 11,793

Officials: Olanis Pool, Joe Lindsay, Rob Rourke

Florida - 66

Record: 15-7 (5-4)

NO.	Name	Min	FG	3P	FT	Rebounds	Fouls	TP	AS	TO	ST	Blocks	BS	BA	+/-
			M-A	M-A	M-A	OR DR TOT	PF FD								
4	Tyrese Samuel	F 23:33	3-5	0-0	0-0	0 6 6	3 2 6	0	2	0	2	0	0	0	-6
3	Micah Handlogten	C 15:10	1-1	0-0	0-0	2 1 3	3 1 2	0	0	0	0	0	0	0	-7
0	Zyon Pullin	G 34:14	8-15	2-5	0-0	0 1 1	3 2 18	8	3	1	1	1	1	1	2
1	Walter Clayton Jr.	G 27:59	2-8	2-6	2-3	0 2 2	1 1 8	3	0	2	0	1	2	1	-1
5	Will Richard	G 23:06	4-11	3-10	1-2	0 1 1	2 3 12	2	2	2	2	0	0	0	-9
2	Riley Kugel	G 28:08	4-8	3-6	1-2	2 3 5	0 1 12	4	2	1	0	0	1	0	1
21	Alex Condon	26:50	1-4	0-1	1-2	4 7 11	3 4 3	0	1	0	5	0	0	6	
10	Thomas Haugh	13:23	1-1	0-0	1-2	2 3 5	1 1 3	1	0	0	2	0	0	8	
11	Denzel Aberdeen	07:37	1-3	0-1	0-0	0 1 1	1 1 0	2	0	1	1	0	0	1	
Team						1 0 1	0 2	0	1						
Totals			25-36	10-29	6-11	11 25 36	17 15 66	18	14	5	11	3	1	-1	

Technical Fouls: NONE

Texas A&M - 67

Record: 13-8 (4-4)

NO.	Name	Min	FG	3P	FT	Rebounds	Fouls	TP	AS	TO	ST	Blocks	BS	BA	+/-
			M-A	M-A	M-A	OR DR TOT	PF FD								
10	Wildens Leveque	F 06:37	0-1	0-0	0-0	0 1 1	2 1 0	0	0	0	0	0	0	0	-2
13	Solomon Washington	F 29:25	3-5	1-2	3-3	0 4 4	1 2 10	3	0	1	3	1	1	15	
0	Jace Carter	G 35:42	2-6	0-3	1-2	2 4 6	2 2 5	1	0	1	0	0	0	-4	
4	Wade Taylor IV	G 28:33	5-18	1-6	4-4	1 2 3	4 3 15	1	4	3	0	0	0	-2	
23	Tyrece Radford	G 38:24	10-16	2-3	4-7	2 3 5	1 4 26	2	3	1	0	2	4	14	
11	Andersson Garcia	30:31	3-6	0-1	3-4	4 2 6	4 2 9	1	1	3	0	0	0	-4	
35	Manny Obaseki	13:13	1-4	0-0	0-4	0 2 2	0 2 0	2	0	0	0	0	2	-8	
15	Henry Coleman III	15:05	0-3	0-0	0-1	1 2 0	1 0 0	0	0	0	0	0	2	-8	
2	Hayden Hefner	02:30	0-0	0-0	0-0	0 0 0	1 0 0	0	0	0	0	0	0	-4	
Team						3 4 7	0 0	0	0						
Totals			24-59	4-15	15-24	13 23 36	15 17 67	8	8	9	3	11	1		

Technical Fouls: NONE

		FLOR	TAMU
Biggest lead	13 (1 st 1:27)	7 (1 st 15:01)	
Best Scoring Run	13 (1 st 2:10)	11 (1 st 15:01)	
Lead Changes	3	6	
Times Tied	3	9	
Time with Lead	27:39	10:43	

		FLOR	TAMU
Turnovers	7	12	
Paint	18	34	
Second Chance	9	6	
Fast Breaks	17	9	
Bench	20	11	

		1st	2nd	TOT
FLOR	40	26	66	
TAMU	34	33	67	

Game 22 | Feb. 7, 2024 | Texas A&M 79, Missouri 60 Reed Arena | Bryan-College Station, Texas



Official Basketball Box Score - Final
Texas A&M at Missouri
02/07/24 Mizou Arena, Columbia
2023-24 Men's Basketball

Game Time: 8:05 PM
Game Duration: 2:11
Attendance: 9,814

Officials: Terry Oglesby, Mike Nance, Doug Simmons

Texas A&M - 79

Record: 14-8 (5-4)

NO.	Name	Min	FG	3P	FT	Rebounds		Fouls	TP	AS	TO	ST	Blocks	BS	BA	+/-	
			M-A	M-A	M-A	OR	DR	PFF									FD
10	Wildens Leveque	F 07:20	1-1	0-0	0-0	0	1	1	1	2	0	0	0	1	0	-4	
13	Solomon Washington	F 17:40	2-5	0-1	0-0	0	1	1	4	0	4	0	1	0	0	10	
0	Jace Carter	G 30:42	3-6	2-4	4-5	1	4	5	3	12	3	2	0	0	0	24	
4	Wade Taylor IV	G 32:57	7-16	1-5	3-3	0	5	5	3	4	18	3	4	0	1	17	
23	Tyrece Radford	G 32:15	8-15	1-2	5-6	2	2	4	1	5	22	0	0	0	2	25	
15	Henry Coleman III	20:34	4-6	0-0	0-1	2	3	5	0	1	8	1	1	1	0	10	
11	Andersson Garcia	32:40	2-3	0-0	3-4	8	8	16	2	7	5	3	1	2	1	23	
2	Hayden Hefner	16:12	2-5	0-3	0-0	1	0	1	0	1	4	0	1	0	0	-2	
35	Manny Obaseki	05:35	0-3	0-0	0-0	0	0	0	0	1	0	0	0	0	0	-6	
5	Eli Lawrence	02:24	1-2	0-1	0-0	0	0	0	0	2	0	0	0	0	0	-2	
24	Jaelyn Lee	01:41	0-1	0-1	0-0	0	0	0	0	0	0	0	0	0	1	0	
Team						2	0	2	0	0	0	0	0	0	0	0	
Totals			30-63	4-17	15-19	16	24	40	16	18	79	11	7	8	3	6	19
																Shooting By Period	
																1st	FG% 15-35 42.9%
																	3PT% 2-10 20.0%
																	FT% 6-9 66.7%
																2nd	FG% 15-28 53.6%
																	3PT% 2-7 28.6%
																	FT% 8-10 80%
																GM FG%	30-63 47.6%
																	3PT% 4-17 23.5%
																	FT% 15-19 78.9%
																Dead Ball Rebounds: 3-0	

Technical Fouls: NONE

Missouri - 60

Record: 8-15 (0-10)

No.	Name	Min											Shooting By Period				
			FG	3P	FT	Rebounds	Fouls	TP	AS	TO	ST	Blocks	BS	+/-			
			M-A	M-A	M-A	OR	DR	TOT	PF	FD							
0	Jordan Butler	F 17:36	0-3	0-1	0-0	1	1	2	4	1	0	1	1	0	3	-3	
35	Noah Carter	F 32:36	4-6	1-3	2-3	0	4	4	4	11	2	2	2	0	2	-21	
2	Tamar Bates	G 38:05	7-15	2-5	4-4	1	2	3	0	2	20	3	3	0	0	-2	
4	Curt Lewis	G 27:14	2-4	1-1	0-1	0	0	0	1	2	5	2	1	1	0	-7	
10	Nick Honor	G 39:26	8-16	3-8	0-0	0	1	1	2	1	19	2	4	1	0	-17	
14	Anthony Robinson II	09:52	0-3	0-2	2-2	0	0	0	1	3	2	0	1	1	0	0	
23	Aidan Shaw	18:50	0-0	0-0	0-2	1	6	7	2	2	0	0	2	0	0	-9	
75	Connor Vanover	03:00	0-0	0-0	0-0	0	0	0	0	0	0	0	0	0	0	-4	
45	Mabor Majak	13:22	1-1	0-0	1-1	1	1	2	4	1	3	0	1	0	0	1	
Team						1 2 3						0 0					
Totals			22-48	7-20	9-13	5	17	22	18	16	60	11	12	5	6	3	-19
																1st FG% 9-24 37.5%	
																3PT% 1-4 40.0%	
																FT% 3-5 60.0%	
																2nd FG% 13-24 54.2%	
																3PT% 3-10 30.0%	
																FT% 6-8 75.0%	
																3rd FG% 22-48 45.8%	
																3PT% 7-20 35.0%	
																FT% 9-13 69.2%	
																Dead Ball Rebounds: 1	

Technical Fouls: NONE

		TAM	MIZ
Biggest lead	21 (2 nd 4:04)	3 (1 st 17:35)	
Best Scoring Run	16 (1 st 0:36)	7 (2 nd 17:38)	
Lead Changes	6	3	
Times Tied	3	11	
Time with Lead	35:58	02:37	

		TAM	MIZ
Turnovers	24	9	
Paint	48	26	
Second Chance	15	5	
Fast Breaks	11	8	
Bench	21	5	

		1st	2nd	TOT
TAM	38	41	79	
MIZ	25	35	60	

Game 23 | Feb. 10, 2024 | Texas A&M 85, No. 6 Tennessee 69 Reed Arena | Bryan-College Station, Texas



Official Basketball Box Score - Final
Tennessee at Texas A&M
02/10/24 Reed Arena, Bryan-College Station
2023-24 Men's Basketball

Game Time: 7:00 PM
Game Duration: 2:27
Attendance: 12,995

Officials: Pat Adams, Will Howard, Brian Dorsey

Tennessee - 69

Record: 17-6 (7-3)

NO.	Name	Min	FG	3P	FT	Rebounds	Fouls	TP	AS	TO	ST	Blocks	BS	BA	+/-
			M-A	M-A	M-A	OR DR TOT	PF FD								
0	Jonas Aido	F 20:14	3-5	0-0	0-0	2 3 5	2 1 6	0	0	1	0	0	0	-15	
3	Dalton Knecht	G 27:40	6-15	6-11	4-9	1 6 7	4 5 22	0	1	0	2	2	-9		
5	Zakai Zeigler	G 40:00	5-15	1-8	4-7	1 5 6	3 3 15	6	3	4	0	2	-16		
25	Santiago Vescovi	G 30:32	1-6	1-3	2-2	1 2 3	3 1 5	2	1	0	1	0	-12		
30	Josiah-Jordan James	G 31:32	2-7	0-2	0-0	2 1 3	3 0 4	1	2	0	3	0	-18		
2	Jordan Gainey	21:48	1-5	0-4	2-2	0 1 1	2 1 4	1	1	0	0	0	-11		
11	Tobe Awaka	12:03	2-3	0-0	1-1	0 3 3	3 3 5	0	0	0	0	0	-2		
15	Jahmal Mashack	16:11	3-6	0-1	2-4	5 0 5	3 2 8	1	0	0	0	0	3		
Team						0 2 2	0 0	0	0						
Totals			23-62	8-29	15-25	12 23 35	22 18 69	11	8	5	5	5	16		

Technical Fouls: NONE

Texas A&M - 85

Record: 15-8 (6-4)

NO.	Name	Min	FG	3P	FT	Rebounds	Fouls	TP	AS	TO	ST	Blocks	BS	BA	+/-
			M-A	M-A	M-A	OR DR TOT	PF FD								
10	Wildens Leveque	F 06:33	0-0	0-0	0-0	1 1 2	3 1 0	0	0	1	1	0	0	-2	
13	Solomon Washington	F 29:41	4-8	1-2	2-2	3 4 7	2 1 11	2	2	0	3	2	5		
0	Jace Carter	G 32:36	3-10	2-5	0-1	0 4 4	3 1 8	0	0	2	1	0	19		
4	Wade Taylor IV	G 34:11	8-18	5-11	4-5	0 3 3	2 6 25	7	2	1	0	2	14		
23	Tyrece Radford	G 38:23	9-17	2-7	7-9	1 4 5	2 6 27	5	2	0	0	0	17		
11	Andersson Garcia	33:23	1-2	0-0	4-6	9 8 17	3 6 6	0	1	0	0	1	16		
15	Henry Coleman III	17:55	1-1	0-0	0-0	0 4 4	2 0 2	0	1	1	0	0	11		
35	Manny Obaseki	07:18	2-4	1-3	1-2	0 0 0	2 1 6	0	0	0	1	1	0	0	
Team						0 1 1	0 1	0	1						
Totals			28-60	11-28	18-25	14 29 43	19 22 85	14	10	6	5	5	16		

Technical Fouls: Taylor IV 1st 9:09

	TENN	TAMU	Points from		TENN	TAMU	Period by Period Scoring			
Biggest lead	0 (1 st 20:00)	22 (2 nd 13:48)	Turnovers	13	5		1st	2nd	TOT	
Best Scoring Run	6 (2 nd 6:37)	9 (1 st 9:11)	Point	28	32					
Lead Changes	0		Second Chance	8	15	TENN	28	41	69	
Times Tied	1		Fast Breaks	18	4					
Time with Lead	00:00	39:10	Bench	17	14	TAMU	42	43	85	

GAMES 25-28 BOX SCORES

Game 25 | Feb.17, 2024 | No. 15 Alabama 100, Texas A&M 75 Coleman Coliseum | Tuscaloosa, Ala.



Official Basketball Box Score - Final
Texas A&M at Alabama
02/17/24 Coleman Coliseum, Tuscaloosa
2023-24 Men's Basketball

Game Time: 11:00 AM
Game Duration: 2:06
Attendance: 13,474

Officials: Doug Shows, Rob Kirk, Owen Short

Texas A&M - 75

Record: 15-10 (6-6)

NO.	Name	Min	FG	3P	FT	Rebounds	Fouls	TP	AS	TO	ST	Blocks	BS	BA	+/-
			M-A	M-A	M-A	OR DR TOT	PF FD								
11	Andersson Garcia	F 19:30	0-2	0-0	3-4	8 4 12	5 3 3	1	1	2	0	1	4		
13	Solomon Washington	F 31:09	5-9	0-2	4-7	5 3 8	2 7 14	0	1	1	0	0	-12		
0	Jace Carter	G 29:08	2-11	1-8	2-4	2 5 7	1 3 7	0	3	1	0	1	-21		
4	Wade Taylor IV	G 35:56	4-15	2-5	0-0	1 4 5	2 2 10	3	3	1	0	1	-18		
23	Tyrece Radford	G 32:33	10-17	0-2	2-4	3 1 4	1 2 22	1	5	1	1	1	-20		
10	Wildens Leveque	02:37	0-0	0-0	0-0	0 0 0	0 0 0	0	0	0	0	0	-10		
15	Henry Coleman III	29:23	5-11	0-1	2-2	4 1 5	1 2 12	1	0	1	1	0	-24		
35	Manny Obaseki	13:12	1-5	1-2	2-2	0 1 1	2 1 5	0	1	0	0	2	-10		
2	Hayden Hefner	06:32	1-4	0-3	0-0	0 1 1	1 0 2	0	0	0	0	0	-6		
Team						3 3 6		0							
Totals			28-74	4-23	15-23	26 23 49	15 20	75	6	14	7	2	6	-25	

Technical Fouls: Garcia 2nd 6:06

Alabama - 100

Record: 18-7 (10-2)

NO.	Name	Min	FG	3P	FT	Rebounds	Fouls	TP	AS	TO	ST	Blocks	BS	BA	+/-
			M-A	M-A	M-A	OR DR TOT	PF FD								
2	Grant Nelson	F 23:12	4-5	1-1	0-0	0 2 2	3 0 9	2	1	0	0	3	0	9	
1	Mark Sears	G 31:57	8-14	4-7	3-3	1 3 4	1 3 23	4	4	3	0	1	19		
3	Rylan Griffen	G 20:19	6-13	4-10	1-1	0 1 1	0 1 17	1	0	0	0	1	-3		
12	Latrell Wrightsell Jr.	G 23:39	6-10	4-8	0-0	1 2 3	3 2 16	2	1	3	0	0	25		
55	Aaron Estrada	G 26:23	5-12	1-5	0-0	2 1 3	2 0 11	7	2	3	0	0	7		
23	Nick Pringle	21:26	1-1	0-0	1-2	1 2 3	3 2 3	3	1	1	0	1	0	21	
15	Jarin Stevenson	16:43	1-4	1-2	0-2	0 0 3	5 2 3	0	0	0	0	0	15		
24	Sam Walters	15:23	4-6	2-4	1-1	3 5 8	1 2 11	1	2	0	0	0	19		
10	Mohamed Dioubate	10:18	1-2	0-0	2-4	3 3 6	2 2 4	0	1	0	1	0	0	19	
11	Mohamed Wague	05:27	0-0	0-0	0-0	0 0 0	0 0 0	0	1	0	0	0	3		
4	Davin Cosby Jr.	03:17	1-4	1-4	0-0	0 1 1	0 0 3	1	0	0	0	0	6		
31	Max Scharnowski	00:50	0-0	0-0	0-0	0 0 0	0 0 0	0	0	0	0	1	0	2	
32	Kai Spears	00:58	0-0	0-0	0-0	1 0 1	0 0 0	0	0	0	0	0	2		
Team						2 1 3		0							
Totals			37-71	18-41	8-13	14 24 38	20 14	100	20	12	9	6	2	25	

Technical Fouls:NONE

	TAM	ALA	Points from Turnovers	TAM	ALA	Period by Period Scoring
Biggest lead	3 (1 st 19:34)	27 (2 nd 1:35)	13	17		
Best Scoring Run	6 (2 nd 7:22)	11 (1 st 3:38)	42	36		
Lead Changes	1		21	16	TAM	35 40 75
Times Tied	1		4	22	ALA	49 51 100
Time with Lead	02:45	36:33	19	24		

Game 26 | Feb.20, 2024 | Arkansas 78, Texas A&M 71 Reed Arena | Bryan-College Station, Texas



Official Basketball Box Score - Final
Arkansas at Texas A&M
02/20/24 Reed Arena, Bryan-College Station
2023-24 Men's Basketball

Game Time: 6:00 PM
Game Duration: 2:38
Attendance: 6,789

Officials: Don Daly, Steven Anderson, Todd Austin

Arkansas - 78

Record: 13-13 (4-9)

NO.	Name	Min	FG	3P	FT	Rebounds	Fouls	TP	AS	TO	ST	Blocks	BS	BA	+/-
			M-A	M-A	M-A	OR DR TOT	PF FD								
8	Chandler Lawson	F 19:52	0-1	0-0	0-0	0 5 5	3 0 0	2	0	0	0	2	0	4	
0	Khalif Battle	G 35:12	3-15	0-3	9-10	1 3 4	4 6 15	2	1	2	0	2	6		0
3	Ei Ellis	G 26:07	0-3	0-1	1-2	0 1 1	3 1 1	1	1	1	0	0	0	-10	
4	Davonte Davis	G 06:40	0-0	0-0	0-0	0 0 0	3 1 0	0	0	2	0	0	0	-5	
12	Tramon Mark	G 35:59	8-16	2-3	8-10	0 6 6	3 7 26	5	3	1	1	1	4		
24	Jeremiah Davenport	20:13	4-10	1-6	0-0	2 1 3	4 1 9	0	0	2	0	0	7		
15	Makhi Mitchell	32:56	6-9	0-0	10-12	5 8 13	3 9 22	0	2	0	0	4	0	12	
6	Layden Blocker	23:01	2-5	1-2	0-0	2 1 3	4 1 5	2	1	2	1	1	1	17	
Team						1 4 5	0								
Totals			23-59	4-15	28-34	11 29 40	27 26	78	12	11	7	8	4	7	

Technical Fouls:NONE

Texas A&M - 71

Record: 15-11 (6-7)

NO.	Name	Min	FG	3P	FT	Rebounds	Fouls	TP	AS	TO	ST	Blocks	BS	BA	+/-
			M-A	M-A	M-A	OR DR TOT	PF FD								
10	Wildens Leveque	F 04:46	0-3	0-0	0-0	1 0 1	1 0 0	0	0	0	0	0	0	0	
13	Solomon Washington	F 24:28	1-6	0-1	5-7	4 6 10	3 4 7	1	2	0	2	2	1		
0	Jace Carter	G 31:55	4-7	3-6	3-4	0 2 2	5 4 14	0	2	1	0	0	-1		
4	Wade Taylor IV	G 37:32	3-12	0-4	5-7	1 1 2	5 6 11	9	4	2	0	3	-9		
23	Tyrece Radford	G 34:52	5-16	0-2	2-3	3 5 8	2 3 12	2	1	0	1	1	0		
11	Andersson Garcia	30:40	2-3	1-1	3-4	7 8 15	5 3 8	0	2	1	1	0	-8		
15	Henry Coleman III	22:48	3-7	0-0	6-12	2 4 6	2 12	0	0	0	0	0	-11		
5	Eli Lawrence	03:45	0-1	0-1	0-0	0 1 1	2 0 0	0	0	0	0	0	2		
2	Hayden Hefner	08:13	2-5	2-5	0-0	1 0 1	0 0 6	0	1	1	0	0	-8		
35	Manny Obaseki	01:00	0-0	0-0	1-2	0 0 0	1 1 1	1	0	0	0	0	0		
Team						1 0 1		0							
Totals			20-60	6-20	25-39	20 27 47	26 27	71	13	12	5	4	8	-7	

Technical Fouls:NONE

	UARK	TAMU	Points from Turnovers	UARK	TAMU	Period by Period Scoring
Biggest lead	10 (2 nd 6:40)	6 (1 st 9:26)	13	6		
Best Scoring Run	10 (1 st 6:55)	8 (2 nd 19:09)	28	24	UARK	35 43 78
Lead Changes	1		19	7	TAMU	31 40 71
Times Tied	5		7	9		
Time with Lead	25:51	10:55	36	27		

Game 27 | Feb. 24, 2024 | No. 5 Tennessee 86, Texas A&M 51 Thompson-Boling Arena | Knoxville, Tenn.



Official Basketball Box Score - Final
Texas A&M at Tennessee
02/24/24 Food City Center, Knoxville, Tennessee
2023-2024 Men's Basketball

Game Time: 8:05 PM
Game Duration: 2:00
Attendance: 22,322

Officials: Doug Shows, Joe Lindsay, Jason Baker

Texas A&M - 51

Record: 15-12 (6-6)

NO.	Name	Min	FG	3P	FT	Rebounds	Fouls	TP	AS	TO	ST	Blocks	BS	BA	+/-
			M-A	M-A	M-A	OR DR TOT	PF FD								
10	Wildens Leveque	F 09:31	0-1	0-0	0-0	0 0 0	1 1 0	0	0	0	0	1	1	-10	
13	Solomon Washington	F 18:26	2-5	0-2	2-2	2 1 3	2 1 6	0	1	0	0	1	-7		
0	Jace Carter	G 30:24	4-12	2-7	0-3	1 5 6	2 2 10	0	1	1	0	1	-19		
4	Wade Taylor IV	G 33:14	3-12	3-10	2-3	0 1 1	2 4 11	5	3	1	0	0	-30		
23	Tyrece Radford	G 24:51	4-16	2-9	1-1	2 2 4	1 1 11	2	3	0	0	1	-29		
11	Andersson Garcia	27:16	0-2	0-1	0-0	2 6 8	3 1 0	2	1	4	0	1	-25		
15	Henry Coleman III	28:56	3-7	0-0	3-6	2 6 8	3 4 9	0	0	0	0	0	-24		
35	Manny Obaseki	20:02	2-6	0-2	0-0	0 1 1	3 3 4	1	1	2	0	0	-20		
2	Hayden Hefner	05:01	0-3	0-2	0-0	0 0 0	0 0 0	0	0	0	0	0	-7		
5	Eli Lawrence	02:19	0-2	0-1	0-0	0 0 0	0 0 0	0	1	0	0	0	-4		
Team						1 1 2		0							
Totals			18-66	7-34	8-15	10 23 33	17 17	51	11	10	8	1	6	-35	

Technical Fouls:NONE

Tennessee - 86

Record: 21-6 (11-3)

NO.	Name	Min	FG	3P	FT	Rebounds	Fouls	TP	AS	TO	ST	Blocks	BS	BA
			M-A	M-A	M-A	OR DR TOT	PF FD							
0	Jonas Aidoo	F 31:06	9-14	0-0	0-2	6 8 14	3 1 18	0	3	0	3	0	0	2
3	Dalton Knecht	G 28:52	7-14	4-9	6-7	0 7 7	2 4 24	1	2	0	0	0	0	3
5	Zakai Zeigler	G 34:59	3-10	1-4	2-2	0 9 9	1 2 9	14	0	4	0	0	0	3
25	Santiago Vescovi	G 22:19	2-5	2-4	0-0	0 5 5	1 2 6	2	1	1	0	0	0	1
30	Josiah-Jordan James	G 25:23	3-8	0-2	2-2	0 5 5	3 2 8	4	1	1	1	1	1	3
2	Jordan Gainey	13:38	1-1	0-0	1-1	1 1 2	1 2 3	2	2	0	0	0	0	3
11	Tobe Awaka	16:33	5-6	0-0	2-4	1 5 6	3 3 12	0	2	1	1	0	0	3
15	Jahmal Mashack	18:55	2-4	0-1	0-0	1 0 1	2 0 4	0	0	1	0	0	0	3
13	J.P. Estrella	02:59	0-0	0-0	0-0	0 0 0	0 1 0	0	0	0	0	0	0	0
1	Freddie Dilone V	02:38	0-0	0-0	0-0	0 0 0	0 0 0	0	0	1	0	1	0	0
43	Cameron Carr	02:38	1-1	0-0	0-0	0 0 0	1 0 2	0	0	0	0	0	0	0
Team						1 0 1		0		0				
Totals			33-63	7-20	13-18	10 40 50	17 17 86	23	12	8	6	1	3	3

— TEXAS A&M — SEASON/CAREER BESTS

#0 JACE CARTER G | 6'-6" | 220 | JR.-TR | TITUSVILLE, FLA.

Season Highs			Career Highs		
PTS	14	vs. DePaul (12/6/23)	28	vs. Stonehill (11/21/22)	
RBS	12	2x, vs. Ole Miss (1/27/2024)	12	3x, last vs. HCU (12/22/23)	
AST	3	2x, last vs. DePaul (12/6/23)	4	2x, last at Missouri St. (01/24/23)	
STL	2	9x, last at Tennessee (2/24/24)	4	4x, last at Evansville (02/22/23)	
BLK	2	at SMU (11/14/23)	2	10x, last at SMU (11/14/23)	
3PM	4	vs. DePaul (12/6/23)	5	3x, last at Murray St. (01/14/23)	
MIN	36	vs. Florida (2/3/2024)	43	2x, last at Drake (01/10/23)	

#2 HAYDEN HEFNER G | 6'-6" | 185 | SR.-3L | NEDERLAND, TEXAS

Season Highs			Career Highs		
PTS	24	vs. HCU (12/22/23)	24	vs. HCU (12/22/23)	
RBS	7	vs. PVAM (12/30/23)	7	vs. PVAM (12/30/23)	
AST	3	2x, vs. LSU (1/6/24)	3	4x, last vs ORU (11/17/23)	
STL	2	vs. Iowa St. (11/26/23)	3	vs Mississippi St. (3/5/22)	
BLK	1	2x, last vs. Kentucky (1/13/24)	1	7x, last vs. Houston (12/16/23)	
3PM	4	vs. FAU (11/24/23)	5	vs Missouri (2/5/22)	
MIN	28	vs. ORU (11/17/23)	28	vs. ORU (11/17/23)	

#3 BRYCE LINDSAY G | 6'-3" | 190 | FR.-HS | BALTIMORE, MD.

Season Highs			Career Highs		
PTS	10	vs. DePaul (12/6/23)	10	vs. DePaul (12/6/23)	
RBS	1	2x, last vs. DePaul (12/6/23)	1	2x, last vs. DePaul (12/6/23)	
AST	2	vs. HCU (12/22/23)	2	vs. HCU (12/22/23)	
STL	1	2x, at at Virginia (11/29/23)	1	vs. TAMU-C (11/6/23)	
BLK	1	vs. TAMU-C (11/6/23)	1	vs. TAMU-C (11/6/23)	
3PM	2	vs. DePaul (12/6/23)	2	vs. DePaul (12/6/23)	
MIN	15	vs. DePaul (12/6/23)	15	vs. DePaul (12/6/23)	

#4 WADE TAYLOR IV G | 6'-0" | 175 | JR.-2L | DALLAS, TEXAS

Season Highs			Career Highs		
PTS	41	at Arkansas (1/16/24)	41	at Arkansas (1/16/24)	
RBS	6	5x, last vs. Ole Miss (1/27/2024)	7	vs Vanderbilt (1/28/23)	
AST	9	vs. Arkansas (2/20/24)	9	2x, last vs. Arkansas (2/20/24)	
STL	6	2x, last vs. LSU (1/6/24)	6	3x, last vs. LSU (1/6/24)	
FTM	11	vs. Kentucky (1/13/24)	16	vs Tennessee (2/21/23)	
FTA	13	at Arkansas (1/16/24)	17	vs Tennessee (2/21/23)	
3PM	6	2x, last vs. Kentucky (1/13/24)	6	2x, last vs. Kentucky (1/13/24)	
MIN	39	2x, last at Arkansas (1/16/24)	39	2x, last at Arkansas (1/16/24)	

#5 ELI LAWRENCE G | 6'-5" | 190 | GR.-TR | ATLANTA, GA.

Season Highs			Career Highs		
PTS	11	vs. TAMU-C (11/6/23)	27	at UTSA (02/01/20)	
RBS	3	2x, last at Virginia (11/29/23)	11	Western Ky. (12/31/22))	
AST	1	5x, last at Tennessee (2/24/24)	5	UAB (01/16/23)	
STL	2	vs. HCU (12/22/23)	4	at Western Ky. (02/09/23)	
BLK	1	2x, last at Auburn (1/9/24)	2	UAB (01/16/23)	
3PM	2	vs. TAMU-C (11/6/23)	5	at Western Ky. (02/09/23)	
MIN	13	at Virginia (11/29/23)	44	UAB (03/11/22)	

#10 WILDENS LEVEQUE F/C | 6'-10" | 255 | GR.-TR | BROCKTON, MASS.

Season Highs			Career Highs		
PTS	6	vs. Iowa St. (11/26/23)	16	vs. Kentucky (2/8/22)	
RBS	7	2x, last vs. Kentucky (1/13/24)	11	vs. Western Kentucky (11/14/21)	
AST	1	2x, last at LSU (1/20/24)	3	(4x) last: vs. Loyola Chi (2/14/23)	
STL	1	3x, last at Tennessee (2/24/24)	3	(3x) last: at George Mason (2/1/23)	
BLK	3	vs. Kentucky (1/13/24)	5	vs. Colorado (11/17/22)	
3PM	-		2	at USF (11/29/22)	
MIN	25	vs. Kentucky (1/13/24)	32	vs. Princeton (11/12/21)	

#11 ANDERSSON GARCIA F | 6'-7" | 215 | SR.-1L | MOCA, DOMINICAN REPUBLIC

Season Highs			Career Highs		
PTS	11	2x, last vs. Missouri (1/23/24)	14	at Texas A&M (3/5/22)	
RBS	19	vs. HCU (12/22/23)	19	vs. HCU (12/22/23)	
O-RBS	9	vs. HCU (12/22/23)	9	vs. HCU (12/22/23)	
AST	5	at Missouri (2/7/2024)	5	at Missouri (2/7/2024)	
STL	5	vs. Kentucky (1/13/24)	5	vs. Kentucky (1/13/24)	
BLK	2	4x, last at Missouri (2/7/2024)	2	6x, last at Missouri (2/7/2024)	
MIN	36	at Arkansas (1/16/24)	36	at Arkansas (1/16/24)	

#13 SOLOMON WASHINGTON F | 6'-7" | 220 | SO.-1L | NEW ORLEANS, LA.

Season Highs			Career Highs		
PTS	18	vs. Iowa St. (11/26/23)	18	vs. Iowa St. (11/26/23)	
RBS	10	vs. Arkansas (2/20/24)	10	vs. Arkansas (2/20/24)	
AST	5	vs. HCU (12/22/23)	5	vs. HCU (12/22/23)	
STL	3	vs. Memphis (12/10/23)	3	vs. Memphis (12/10/23)	
BLK	3	3x, last vs. Tennessee (2/10/24)	3	3x, last vs. Tennessee (2/10/24)	
3PM	3	vs. Iowa St. (11/26/23)	3	vs. Iowa St. (11/26/23)	
MIN	34	at LSU (1/20/24)	34	at LSU (1/20/24)	

#15 HENRY COLEMAN III F | 6'-8" | 245 | SR.-21L | RICHMOND, VA.

Season Highs			Career Highs		
PTS	24	vs. Penn St. (11/23/23)	27	vs North Florida (11/10/21)	
RBS	15	at SMU (11/14/23)	15	3x, last at SMU (11/14/23)	
O-RBS	6	at SMU (11/14/23)	8	vs. Alabama (3/4/23)	
AST	3	vs. DePaul (12/6/23)	6	at DePaul (11/25/22)	
STL	2	7x, last at Missouri (2/7/24)	5	vs Florida (3/10/22)	
BLK	1	at Alabama (2/17/24)	2	3x, last at LSU (1/26/22)	
MIN	37	vs. Houston (12/16/23)	41	vs Florida (3/10/22)	

#23 TYRECE RADFORD G | 6'-3" | 190 | GR.-2L | BATON ROUGE, LA.

Season Highs			Career Highs		
PTS	28	vs. Kentucky (1/13/24)	31	at DePaul (11/25/22)	
RBS	9	2x, last at LSU (1/20/24)	14	vs Alcorn (3/15/22)	
AST	5	vs. Tennessee (2/10/24)	6	3x, last at Arkansas (1/31/23)	
STL	3	2x, last vs. Kentucky (1/13/24)	4	at Wake Forest (1/14/20)	
FTM	7	vs. Tennessee (2/10/24)	11	at DePaul (11/25/22)	
FTA	9	2x, last vs. Tennessee (2/10/24)	13	at DePaul (11/25/22)	
3PM	4	at SMU (11/14/23)	5	vs Auburn (3/11/22)	
MIN	39	2x, last vs. Tennessee (2/10/24)	50	vs Miami (2/19/20)	

#34 JULIUS MARBLE F | 6'-9" | 235 | SR.-1L | DALLAS, TEXAS

Season Highs			Career Highs		
PTS	-		21	vs Tennessee (2/21/23)	
RBS	-		10	vs Illinois (2/19/22)	
AST	-		2	3x, last vs Arkansas (2/15/23)	
STL	-		2	2x, last vs SMU (11/30/22)	
BLK	-		2	6x, last vs Alabama (3/4/23)	
3PM	-		1	at Rutgers (1/28/21)	
MIN	-		37	vs Florida (1/18/23)	

#35 MANNY OBASEKI G | 6'-4" | 195 | JR.-2L | ALLEN, TEXAS

Season Highs			Career Highs		
PTS	21	vs. Memphis (12/10/23)	21	vs. Memphis (12/10/23)	
RBS	4	2x, last vs. FAU (11/24/23)	9	vs. Northwestern St. (12/21/21)	
AST	2	2x, last vs. DePaul (12/6/23)	4	vs. Georgia (2/22/22)	
STL	2	3x, last at Tennessee (2/24/24)	2	6x, last at Tennessee (2/24/24)	
BLK	2	vs. ORU (11/17/23)	2	2x, last vs. ORU (11/17/23)	
3PM	1	4x, last vs. DePaul (12/6/23)	2	3x, last at Memphis (12/17/22)	
MIN	22	2x, last vs. Memphis (12/10/23)	30	vs. Washington St. (3/29/22)	



— AGGIE BASKETBALL — AT A GLANCE

SCHEDULE BREAKDOWN -- TV TALENT / OFFICIALS / GAME DURATION

November

	AP/CP/NET	Opponent (AP/CP/NET)	W/L, Score	TV/Tip	TV Talent	Officials (PF: TAMU/Opponent)	Duration
6		TAMU-COMMERCE (15/19)	W, 78-46	SECN+/7 p.m.	Will Johnson+Tap Bentz	Terry Oglesby+Anthony Jordan+Erroll Lewis (11/18)	1:55
10	--/RV	at Ohio State (15/19)	W, 73-66	Peacock/6 p.m.	Noah Eagles+Robbie Hummel	Brian Dorsey+Don Daily+Tim Comer (18-21)	2:06
14		at SMU (13/15)	W, 79-66	ESPN+/7 p.m.	John Liddle+Brian Burton	Olandis Poole+Byron Jarrett+Jeb Hartness (15-24)	2:12
17		ORAL ROBERTS (13/15)	W, 74-66	SECN+/7 p.m.	Will Johnson+Tap Bentz	Tony Greene+Vladimir Voyard-Tadal+Josue Nieves (11-19)	2:02
23	#	vs. Penn State (12/13)	W, 89-77	ESPN/11 a.m.	Dave O'Brien+Corey Alexander	Don Daily+Courtney Green+Keith Patterson (17-19)	2:21
24	# 19/20	vs. FAU (12/13)	L, 96-89	ESPN2/10 a.m.	Dave O'Brien+Corey Alexander	Doug Sirmons+Byron Jarrett+Chance Moore (21-20)	2:12
25	# RV/RV	vs. Iowa State (12/13)	W, 73-69	ESPN2/5:30 p.m.	Doug Sherman+King McClure	Don Daily+Tyler Kumpf+Shane Staggs (21-20)	2:27
29	& RV/RV	at Virginia (14/13)	L, 59-47	ESPN2/6:15 p.m.	Dave Pasch+Corey Alexander	Roger Ayers+John Gaffney+James Breeding (12-11)	2:03

December

6	--/--/272	DEPAUL (21/19/18)	W, 89-64	SECN/8 p.m.	Dave Neal+Mark Wise	Doug Shows+Joe Lindsay+Jeffery Clark (14-13)	1:54
10	RV/RV/64	MEMPHIS (21/19/18)	L, 81-75	ESPN2/3 p.m.	John Schriffen+Jon Crispin	Don Daily+K.B. Burnett Jr.+ Vladimir Voyard-Tadal (21-20)	2:23
16	% 4/3/2	Houston (RV/RV/23)	L, 70-66	ESPN2/1:30 p.m.	Jon Sciambi+Jimmy Dykes	Doug Sirmons+Bart Lenox+Byron Jarrett (13-16)	2:12
22	--/--/357	HCU (RV/RV/22)	W, 79-52	SECN/7 p.m.	Dave Neal+Jon Sundvold	Steve Anderson+Patrick Evans+Hunter Allen (16-24)	2:09
30	--/--/258	PRAIRIE VIEW A&M (RV/RV/18)	W, 79-54	SECN/8 p.m.	David Saltzman+Richard Hendrix	Don Daily+John Hampton+Bharat Ramnanan (16-25)	2:15

January

6	* --/--/137	LSU (RV/RV/25)	L, 68-53	SECN/7:30 p.m.	Kevin Fitzgerald+Daymeon Fishback	Joe Lindsay+Byron Jarrett+Jason Baker (14-20)	2:04
9	* 16/16/8	at Auburn (--/--/39)	L, 66-55	ESPN2/8 p.m.	Tom Hart+Jay Williams	Don Daily+Owen Shortt+Michael Roberts (20-15)	2:18
13	* 6/6/17	KENTUCKY (--/--/39)	W, 97-92 OT	ESPN/2 p.m.	Dan Shulman+Jay Bilas+Jess Sims	Pat Adams+K.B. Burnett Jr.+Patrick Evans (19-21)	2:40
16	* --/--/113	at Arkansas (--/--/42)	L, 78-77	SECN/8 p.m.	Dave Neal+Jon Sundvold	Terry Oglesby+Doug Shows+Olandis Poole (26-24)	2:38
20	* --/--/91	at LSU (--/--/42)	W, 73-69	ESPNU/3 p.m.	Tom Hart+Dane Bradshaw	Chuck Jones+Wil Howard+Courtney Green (10-19)	2:07
23	* --/--/127	MISSOURI (--/--/39)	W, 63-57	SECN/8 p.m.	Dave Neal + Jimmy Dykes	Don Daily+Keith Kimble+ Vladimir Voyard-Tadal (16-26)	2:29
27	* --/--/63	OLE MISS (--/--/39)	L, 68-71	SECN/7:30 p.m.	Kevin Fitzgerald + Daymeon Fishback	Terry Oglesby+Mike Nance+Garrick Shannon (17-19)	2:21

February

3	* --/--/36	FLORIDA (--/--/46)	W, 67-66	ESPN2/3 p.m.	Dave Neal+Jon Sundvold	Olandis Pool+Joe Lindsay+Rob Rorke (15-17)	2:23
7	* --/--/136	at Missouri (--/--/50)	W, 79-60	ESPN2/8 p.m.	Tom Hart+Dane Bradshaw	Terry Oglesby+Mike Nance+Doug Sirmons (16-18)	2:11
10	* 6/6/5	TENNESSEE (--/--/46)	W, 85-69	ESPN/7 p.m.	Tom Hart+Jimmy Dykes	Pat Adams+Wil Howard+Brian Dorsey (19-22)	2:27
13	* --/--/237	at Vanderbilt (RV/RV/38)	L, 73-74	ESPNU/6 p.m.	Dave Neal+Daymeon Fishback	Courtney Green+James Breeding+Don Daily (14-12)	2:09
17	* 15/15/5	at Alabama (RV/RV/43)	L, 75-100	ESPN/11 a.m.	Tom Hart+Jimmy Dykes	Doug Shows+Rob Rock+Owen Shortt (15-20)	2:06
20	* --/--/136	ARKANSAS (--/--/45)	L, 71-78	ESPN/6 p.m.	Karl Ravech+Jimmy Dykes+Marty Smith	Don Daily+Steven Anderson+Todd Austin (26-27)	2:38
24	* 5/5/6	at Tennessee (--/--/49)	L, 51-86	ESPN/ESPN2/7 p.m.	Karl Ravech+Jimmy Dykes	Doug Shows+Joe Lindsay+Jason Baker (17-17)	2:00
28	* 18/18/48	SOUTH CAROLINA (--/--/58)		SECN/7:30 p.m.	Clay Matvick+Daymeon Fishback		

March

2	*	at Georgia ()		SECN/5 p.m.			
6	*	MISSISSIPPI STATE ()		ESPN2/ESPNU/8 p.m.			
9	*	at Ole Miss ()		CBS/1 p.m.			
13	+	SEC Tournament					
21		NCAA 1st/2nd Rounds (Site TBD)					
28		NCAA Regionals (Site TBD)					

April

6		NCAA Final Four (Glendale, Ariz.)					
---	--	-----------------------------------	--	--	--	--	--

* - SEC Game

- ESPN Events Inv. (ESPN Wide World of Sports, Kissimmee, Fla.)

& - ACC-SEC Challenge

% - The Halal Guys Showcase (Toyota Center, Houston)

+ - SEC Tournament (Bridgestone Arena, Nashville, Tenn.)

\$ - NCAA 1st/2nd Rounds (Wells Fargo Arena, Des Moines, Iowa)



SEASON STATS

Game Records

Record	Overall	Home	Away	Neutral
ALL GAMES	15-12	9-4	4-6	2-2
CONFERENCE	6-8	4-3	2-5	0-0
NON-CONFERENCE	9-4	5-1	2-1	2-2

Score by Periods

Team	1st	2nd	OT	TOT
Texas A&M	937	1032	8	1977
Opponents	897	1000	3	1900

Team Box Score

No.	Player				Total		3-Point		F-Throw		Rebounds													
		GP-GS	MIN	AVG	FG-FGA	FG%	3FG-3FGA	3FG%	FT-FTA	FT%	OFF	DEF	TOT	AVG	PF	DQ	A	TO	BLK	STL	PTS	AVG		
4	TAYLOR IV, Wade	27-27	876:25	32.5	159-437	.364	66-216	.306	124-150	.827	13	83	96	3.6	84	1	105	78	1	55	508	18.8		
23	RADFORD, Tyrece	22-21	692:01	31.5	124-302	.411	22-86	.256	62-90	.689	54	61	115	5.2	34	0	50	29	4	9	332	15.1		
15	COLEMAN III, Henry	25-15	649:13	26.0	94-167	.563	0-2	.000	66-97	.680	67	100	167	6.7	29	0	21	23	1	21	254	10.2		
0	CARTER, Jace	27-16	699:12	25.9	67-201	.333	30-123	.244	35-58	.603	46	93	139	5.1	50	2	18	17	6	24	199	7.4		
2	HEFNER, Hayden	26-17	435:44	16.8	55-156	.353	30-99	.303	22-37	.595	19	35	54	2.1	30	0	19	33	2	10	162	6.2		
13	WASHINGTON, Solomon	25-12	548:35	21.9	53-118	.449	9-39	.231	40-58	.690	57	69	126	5.0	57	2	20	17	22	16	155	6.2		
11	GARCIA, Andersson	27-4	776:55	28.8	47-92	.511	6-16	.375	57-83	.687	123	130	253	9.4	80	4	43	27	18	41	157	5.8		
35	OBASEKI, Manny	26-0	269:39	10.4	37-108	.343	9-30	.300	18-39	.462	6	18	24	0.9	36	0	13	16	4	10	101	3.9		
5	LAWRENCE, Eli	20-0	143:13	7.2	18-66	.273	5-38	.132	6-12	.500	1	15	16	0.8	11	0	4	4	2	5	47	2.4		
3	LINDSAY, Bryce	8-0	53:55	6.7	6-18	.333	2-11	.182	0-2	.000	0	1	1	0.1	6	0	5	6	0	2	14	1.8		
10	LEVEQUE, Wildens	26-23	269:27	10.4	13-47	.277	0-0	.000	16-18	.889	41	31	72	2.8	32	1	3	10	17	2	42	1.6		
24	LEE, Jaelyn	6-0	10:42	1.8	1-3	.333	0-1	.000	4-5	.800	0	2	2	0.3	1	0	0	0	1	0	6	1.0		
Team											53	36	89					8						
Total		27	5425		674-1715	.393	179-661	.271	450-649	.693	480	674	1154	42.7	450	10	301	268	78	195	1977	73.2		
Opponents		27	5425		656-1556	.422	231-677	.341	357-494	.723	273	652	925	34.3	527	8	386	311	150	143	1900	70.4		

Team Statistics

	TA&M	OPP
Scoring	1977	1900
Points per game	73.2	70.4
Scoring margin	+2.9	-
Field goals-att	674-1715	656-1556
Field goal pct	.393	.422
3 point fg-att	179-661	231-677
3-point FG pct	.271	.341
3-pt FG made per game	6.6	8.6
Free throws-att	450-649	357-494
Free throw pct	.693	.723
F-Throws made per game	16.7	13.2
Rebounds	1154	925
Rebounds per game	42.7	34.3
Rebounding margin	+8.5	-
Assists	301	386
Assists per game	11.1	14.3
Turnovers	268	311
Turnovers per game	9.9	11.5
Turnover margin	+1.6	-
Assist/turnover ratio	1.1	1.2
Steals	195	143
Steals per game	7.2	5.3
Blocks	78	150
Blocks per game	2.9	5.6
Winning streak	0	-
Home win streak	0	-
Attendance	127326	123197
Home games-Avg/Game	13-9794	10-12320
Neutral site-Avg/Game	-	4-4843

Team Results

Date	Opponent		Score	Att.
11/06/2023	Tex. A&M-Commerce	W	78-46	8802
11/10/2023	at Ohio St.	W	73-66	12704
11/14/2023	at SMU	W	79-66	6852
11/17/2023	Oral Roberts	W	74-66	10689
11/23/2023	vs Penn St.	W	89-77	3061
11/24/2023	vs Fla. Atlantic	L	89-96	2194
11/26/2023	vs Iowa St.	W	73-69	1964
11/29/2023	at Virginia	L	47-59	14061
12/06/2023	DePaul	W	89-64	8310
12/10/2023	Memphis	L	75-81	9565
12/16/2023	vs Houston	L	66-70	12152
12/22/2023	Houston Christian	W	79-52	5475
12/30/2023	Prairie View	W	79-54	8610
01/06/2024	LSU	L	53-68	10525
01/09/2024	at Auburn	L	55-66	9121
01/13/2024	Kentucky	Wot	97-92	9540
01/16/2024	at Arkansas	L	77-78	19200
01/20/2024	at LSU	W	73-69	9085
01/23/2024	Missouri	W	63-57	9623
01/27/2024	Ole Miss	L	68-71	12610
02/03/2024	Florida	W	67-66	11793
02/07/2024	at Missouri	W	79-60	9814
02/10/2024	Tennessee	W	85-69	12995
02/13/2024	at Vanderbilt	L	73-74	6564
02/17/2024	at Alabama	L	75-100	13474
02/20/2024	Arkansas	L	71-78	8789
02/24/2024	at Tennessee	L	51-86	22322



SEC ONLY STATS

Game Records

Record	Overall	Home	Away	Neutral
ALL GAMES	6-8	4-3	2-5	0-0
CONFERENCE	6-8	4-3	2-5	0-0
NON-CONFERENCE	0-0	0-0	0-0	0-0

Score by Periods

Team	1st	2nd	OT	TOT
Texas A&M	462	517	8	987
Opponents	486	545	3	1034

Team Box Score

No.	Player				Total		3-Point		F-Throw		Rebounds											
		GP-GS	MIN	AVG	FG-FGA	FG%	3FG-3FGA	3FG%	FT-FTA	FT%	OFF	DEF	TOT	AVG	PF	DQ	A	TO	BLK	STL	PTS	AVG
4	TAYLOR IV, Wade	14-14	482:11	34.4	86-245	.351	40-122	.328	67-81	.827	9	51	60	4.3	46	1	46	35	0	28	279	19.9
23	RADFORD, Tyrece	14-14	475:41	34.0	87-217	.401	16-61	.262	45-66	.682	37	40	77	5.5	23	0	33	26	2	7	235	16.8
15	COLEMAN III, Henry	13-3	301:54	23.2	33-70	.471	0-1	.000	34-51	.667	22	36	58	4.5	13	0	4	16	1	7	100	7.7
0	CARTER, Jace	14-10	401:21	28.7	36-110	.327	18-67	.269	16-29	.552	19	59	78	5.6	31	2	11	7	4	15	106	7.6
13	WASHINGTON, Solomon	12-11	308:32	25.7	28-66	.424	5-21	.238	23-36	.639	28	38	66	5.5	28	1	10	13	15	7	84	7.0
11	GARCIA, Andersson	14-2	418:00	29.9	28-51	.549	4-9	.444	30-44	.682	69	72	141	10.1	44	2	21	15	8	25	90	6.4
2	HEFNER, Hayden	13-4	150:18	11.6	12-51	.235	6-37	.162	10-15	.667	7	14	21	1.6	18	0	6	15	1	3	40	3.1
35	OBASEKI, Manny	13-0	105:14	8.1	10-36	.278	3-11	.273	6-17	.353	1	6	7	0.5	15	0	3	5	1	3	29	2.2
5	LAWRENCE, Eli	8-0	47:49	6.0	4-21	.190	0-13	.000	1-2	.500	0	4	4	0.5	4	0	2	0	1	2	9	1.1
10	LEVEQUE, Wildens	14-12	132:19	9.5	4-22	.182	0-0	.000	7-8	.875	15	16	31	2.2	22	1	1	3	8	1	15	1.1
24	LEE, Jaelyn	1-0	01:41	1.7	0-1	.000	0-1	.000	0-0	.000	0	0	0	0.0	0	0	0	0	0	0	0	0.0
Team											30	21	51					5				
Total		14	2825		328-890	.369	92-343	.268	239-349	.685	237	357	594	42.4	244	7	137	140	41	98	987	70.5
Opponents		14	2825		359-838	.428	123-368	.334	193-265	.728	145	368	513	36.6	277	2	215	151	88	76	1034	73.9

Team Statistics

	TA&M	OPP
Scoring	987	1034
Points per game	70.5	73.9
Scoring margin	-3.4	-
Field goals-att	328-890	359-838
Field goal pct	.369	.428
3 point fg-att	92-343	123-368
3-point FG pct	.268	.334
3-pt FG made per game	6.6	8.8
Free throws-att	239-349	193-265
Free throw pct	.685	.728
F-Throws made per game	17.1	13.8
Rebounds	594	513
Rebounds per game	42.4	36.6
Rebounding margin	+5.8	-
Assists	137	215
Assists per game	9.8	15.4
Turnovers	140	151
Turnovers per game	10.0	10.8
Turnover margin	+0.8	-
Assist/turnover ratio	1.0	1.4
Steals	98	76
Steals per game	7.0	5.4
Blocks	41	88
Blocks per game	2.9	6.3
Winning streak	0	-
Home win streak	0	-
Attendance	75875	89580
Home games-Avg/Game	7-10839	7-12797
Neutral site-Avg/Game	-	0-0

Team Results

Date	Opponent		Score	Att.
01/06/2024	LSU	L	53-68	10525
01/09/2024	at Auburn	L	55-66	9121
01/13/2024	Kentucky	Wot	97-92	9540
01/16/2024	at Arkansas	L	77-78	19200
01/20/2024	at LSU	W	73-69	9085
01/23/2024	Missouri	W	63-57	9623
01/27/2024	Ole Miss	L	68-71	12610
02/03/2024	Florida	W	67-66	11793
02/07/2024	at Missouri	W	79-60	9814
02/10/2024	Tennessee	W	85-69	12995
02/13/2024	at Vanderbilt	L	73-74	6564
02/17/2024	at Alabama	L	75-100	13474
02/20/2024	Arkansas	L	71-78	8789
02/24/2024	at Tennessee	L	51-86	22322

TEXAS A&M MISCELLANEOUS STATISTICS (SEASON / CAREER)

PLAYER	10+ POINTS	20+ POINTS	30+ POINTS	10+ REB.	15+ REB.	10+ ASSISTS	DOUBLE-DOUBLES	INDIVIDUAL GAME LEADERS		
								POINTS	REBOUNDS	ASSISTS
CARTER	8 / 8	- / -	- / -	2 / 2	- / -	- / -	1 / 1	2 / 2	4 / 4	- / -
COLEMAN III	9 / 46	3 / 8	- / -	5 / 15	1 / 2	- / -	5 / 29	4 / 16	8 / 34	- / 5
GARCIA	4 / 6	- / -	- / -	8 / 9	4 / 4	- / -	3 / 3	- / -	14 / 19	3 / 6
HEFNER	3 / 8	1 / 1	- / -	- / 2	- / -	- / -	- / -	2 / 4	- / 1	1 / 2
LAWRENCE	1 / 1	- / -	- / -	- / -	- / -	- / -	- / -	- / -	- / -	- / -
LEVEQUE	- / -	- / -	- / -	- / -	- / -	- / -	- / -	- / -	- / -	- / -
LINDSAY	1 / 1	- / -	- / -	- / -	- / -	- / -	- / -	- / -	- / -	- / -
MARBLE	- / 14	- / 2	- / -	- / -	- / -	- / -	- / -	- / 3	- / 8	- / -
OBASEKI	2 / 11	1 / 1	- / -	- / -	- / -	- / -	- / -	1 / 2	- / 1	- / 3
RADFORD	11 / 55	6 / 11	- / 2	- / 6	- / -	- / -	- / 2	6 / 31	2 / 26	4 / 13
TAYLOR IV	15 / 45	5 / 18	5 / 5	- / -	- / -	- / -	- / -	12 / 33	1 / 2	17 / 52
WASHINGTON	5 / 7	- / -	- / -	1 / 1	- / -	- / -	- / -	1 / 1	2 / 2	2 / 2

DOUBLE TROUBLE

DOUBLE-DOUBLES (9)

Henry Coleman III..... at Ohio State (20 pts, 11 reb)
 Henry Coleman III..... at SMU (13 pts, 15 reb)
 Henry Coleman III..... vs. Oral Roberts (19 pts, 10 reb)
 Henry Coleman III..... at Virginia (16 pts, 14 reb)
 Jace Carter..... vs. Houston Christian (10 pts, 12 reb)
 Henry Coleman III..... vs. PVAMU (20 pts, 13 reb)
 Andersson Garcia..... vs. PVAMU (11 pts, 12 reb)
 Andersson Garcia..... at Arkansas (10 pts, 12 reb)
 Andersson Garcia..... at LSU (10 pts, 10 reb)

THREE PLAYERS FINISHED IN DOUBLES FIGURES (9)

at Ohio State..... Radford (21), Taylor IV (21), Coleman III (20)
 vs. Oral Roberts..... Coleman III (19), Taylor IV (16), Radford (11)
 vs. Penn State..... Coleman III (24), Taylor IV (23), Radford (14)
 vs. FAU..... Taylor IV (35), Hefner (14), Obaseki (13)
 vs. HCU..... Hefner (24), Carter (10), Taylor IV (10)
 vs. Florida..... Radford (26) Taylor IV (15), Washington (10)
 at Missouri..... Radford (22), Taylor IV (18), Carter (12)
 vs. Tennessee..... Radford (27), Taylor IV (22), Washington (11)
 at Tennessee..... Radford (11), Taylor IV (11), Carter (10)

FOUR PLAYERS FINISHED IN DOUBLE FIGURES (7)

vs. Texas A&M-Commerce..... Hefner (19), Taylor IV (16), Lawrence (11),
 Washington (10)
 at SMU..... Radford (21), Taylor IV (15), Coleman III (13), Carter (10)
 vs. PVAMU..... Coleman III (20), Taylor IV (14), Garcia (11), Radford (11)
 at LSU..... Taylor IV (19), Radford (15), Carter (13), Garcia (10)
 vs. Missouri..... Taylor IV (19), Garcia (11), Radford (11), Coleman III (10)
 at Vanderbilt..... Taylor IV (18), Radford (17), Coleman III (13), Carter (11)
 at Alabama..... Radford (22), Washington (14), Coleman III (12), Taylor IV (10)
 vs. Arkansas..... Carter (14), Coleman III (12), Radford (12), Taylor IV (11)

SIX PLAYERS FINISHED IN DOUBLE FIGURES (1)

vs. DePaul..... Carter (14), Coleman III (13), Taylor IV (13), Hefner (10),
 Lindsay (10), Obaseki (10)

OVERTIME GAMES

Overall Overtime Record..... 43-57 (1-0 This Season)
 Home Overtime Record..... 15-19
 Reed Arena Overtime Record..... 7-9
 Road Overtime Record..... 21-31
 Double Overtime Record..... 8-12
 Triple Overtime Record..... 0-2
 Quadruple Overtime Record..... 0-1
 Five-Overtime Record..... 0-1
 Postseason Overtime Record..... 1-3
 Last OT Played..... vs. Kentucky (W, 97-92, 1/13/24)
 Last Double OT (2 OT)..... vs. Abilene Christian (W, 81-80, 11/12/21)
 Last Triple OT (4 OT)..... vs. Tennessee (L, 85-93, 2/23/13)



THE LAST TIME...

TEXAS A&M...

Scored 100 Points	102 vs Dallas Christian, 12/27/21
Shot 60 Percent From the Field	60% vs Penn State, 11/23/23
Shot 50 Percent From 3-Point Range (more than 10 attempts)	53% (10-19) vs Vanderbilt, 3/11/23
Did Not Make a 3-Pointer	0-for-13 vs Hartford, 1/3/15
Had 40 Free Throw Attempts	41 vs South Carolina, 1/18/20
Made 30 Free Throws	30 vs Auburn 12/7/23
Had 50 Rebounds	54 vs. Kentucky, 1/13/24
Had 30 Assists	32 vs Savannah State, 12/13/17
Had 15 Steals	16 vs Loyola Chicago, 11/20/22
Had 10 Blocked Shots	12 vs Northwestern State, 12/3/18
Had Four Players Score in Double Figures	vs. Arkansas, 2/20/24
Had Five or More Players Score in Double Figures	6, vs. DePaul, 12/6/23
Had Two Players Score 20 Points	vs. Tennessee, 2/10/24
Had 30 Fouls	33 vs Missouri, 3/13/14
Had 30 Turnovers	30 vs Texas, 2/3/99
Won on a Buzzer Beater	81-80 on a running three by TJ Starks at Alabama, 1/12/19

A TEXAS A&M PLAYER...

Had a Double-Double	Andersson Garcia (10 pt./10 reb.) at LSU, 1/20/24
Had a Triple-Double	Bernard King (20 pt./10 reb./10 ast.) vs Texas Tech, 1/9/02
Scored 40 Points	41, Wade Taylor IV at Arkansas, 1/16/24
Scored 30 Points	30, Wade Taylor IV vs. Ole Miss, 1/27/24
Scored 20 Points with 20 Rebounds	27 points & 21 rebounds, Rynn Wright vs UNLV, 12/15/78
Made 5 Three-Pointers	5, Wade Taylor IV vs. Tennessee, 2/10/24
Had 20 Rebounds	21, Vernon Smith and Rynn Wright vs UNLV, 12/15/78
Had 15 Rebounds	17, Andersson Garcia vs. Tennessee, 2/10/24
Had 10 Assists	11, Duane Wilson vs Buffalo, 12/21/17
Had 5 Steals	5, Andersson Garcia vs. Kentucky, 1/13/24
Had 5 Blocks	8, Josh Nebo vs Oregon State, 12/21/19
Made 10 Field Goals	10, Tyrece Radford vs. Florida, 2/3/24
Had 20 Field Goal Attempts	20, Wade Taylor IV vs. Ole Miss, 1/27/24
Made 10 Free Throws	10, Wade Taylor IV at Arkansas, 1/16/24
Had 15 Free Throw Attempts	17, Wade Taylor IV vs Tennessee, 2/21/23

AN OPPOSING TEAM...

Scored 100 Points	100 (100-75) by Alabama, 2/17/24
Shot 60 Percent From the Field	60.0% by Georgia, 2/22/22
Shot Under 30 Percent From the Field	29.6% by TAMU-C, 11/6/23
Had 40 Free Throw Attempts	40 by Arkansas, 1/16/24
Made 30 Free Throws	31 by Arkansas, 1/16/24
Had 50 Rebounds	50 by Tennessee, 2/24/24
Had 30 Assists	30 by Arkansas, 2/23/91
Had 15 Steals	19 by LSU, 1/23/13
Had 10 Blocked Shots	11, by Florida, 2/3/24
Had 30 Fouls	30 by Missouri, 2/4/20
Had 30 Turnovers	33 by Dallas Christian, 12/27/21

AN OPPOSING PLAYER...

Had a Triple-Double	Walker Kessler of Auburn (12 pts./11 reb./12 blk.), 2/12/22
Scored 40 Points	43, Mike Singletary of Texas Tech, 3/11/09
Scored 30 Points	35, Tramon Mark of Arkansas, 1/16/24
Made 5 Three-Pointers	6, Dalton Knecht of Tennessee, 2/10/24
Had 20 Rebounds	20, Eric Chenowith of Kansas, 1/14/98
Had 15 Rebounds	17, Oscar Tshiebwe of Kentucky, 1/21/23
Had 10 Assists	14, Zakai Zeigler of Tennessee, 2/24/24
Had 5 Steals	5, Jordan Wright of Vanderbilt, 3/11/23
Had 5 Blocks	5, Alex Condon of Florida, 2/3/24



2023-24 SEASON SUPERLATIVES

TEXAS A&M

TEAM GAME HIGHS

Points	97	vs. Kentucky (1/13/24)
Field Goals Made	35	vs. DePaul (12/6/23)
Field Goal Attempts	82	vs. Kentucky (1/13/24)
Field Goal Percentage	59.6(34-57)	vs. Penn State (11/23/23)
3 Pt Field Goals Made	14	vs. DePaul (12/6/23)
3 Pt Fg Attempts	34	at Tennessee (2/24/24)
3 Pt Fg Percentage	45.5(10-22)	vs. FAU (11/24/23)
Free Throws Made	28	vs. HCU (12/22/23)
Free Throw Attempts	39	vs. Arkansas (2/20/24)
Free Throw Percentage	100.0(17-17)	at Vanderbilt (2/13/24)
Rebounds	63	vs. PVAMU (12/30/23)
Assists	21	vs. TAMU-C (11/6/23)
Steals	13	vs. Memphis (12/10/23)
Blocked Shots	8	at SMU (11/14/23)
Turnovers	19	at Auburn (1/9/24)
Fouls	26	vs. Arkansas (2/20/24))

TEAM GAME LOWS

Points	47	at Virginia (11/29/23)
Field Goals Made	15	2x, last vs. Missouri (1/23/24)
Field Goal Attempts	47	at Vanderbilt (2/13/24)
Field Goal Percentage	25.4(15-59)	vs. LSU (1/16/24)
3 Pt Field Goals Made	2	at Ohio State (11/10/23)
3 Pt Fg Attempts	14	vs Penn State (11/23/23)
3 Pt Fg Percentage	9.1(2-22)	vs ORU (11/17/23)
Free Throws Made	5	vs. DePaul (12/6/23)
Free Throw Attempts	9	vs. DePaul (12/6/23)
Free Throw Percentage	52.6(20-38)	vs. PVAMU (12/30/23)
Rebounds	30	2x, last at Vanderbilt (2/13/24)
Assists	5	at Arkansas (1/16/24)
Steals	3	2x, last vs Penn State (11/23/23)
Blocked Shots	1	7x, last at Tennessee (2/24/24)
Turnovers	2	at Arkansas (1/16/24)
Fouls	11	2x, last vs ORU (11/17/23)

PLAYER GAME HIGHS

Points	41	Taylor IV at Arkansas (1/16/24)
Field Goals Made	13	Taylor IV at Arkansas (1/16/24)
Field Goal Att.	32	Taylor IV at Arkansas (1/16/24)
Fg Pct (MIN 5 MADE)	100.0(7-7)	Coleman III at Vanderbilt (2/13/24)
		Coleman III vs ORU (11/17/23)
3-Point Fg Made	6	2x, last Taylor IV vs. Kentucky (1/13/24)
3-Point Fg Att.	14	2x, last Taylor IV at Arkansas (1/16/24)
3-Pt Fg Pct (MIN 4 MADE)	62.5(5-8)	Taylor IV vs. FAU (11/24/23)
		Taylor IV vs TAMU-C (11/10/23)
Free Throws Made	11	Taylor IV vs. Kentucky (1/13/24)
Free Throw Att.	13	Taylor IV at Arkansas (1/16/24)
Ft Pct (MIN 10 MADE)	91.7(11-12)	Taylor IV vs. Kentucky (1/13/24)
Rebounds	19	Garcia vs. HCU (12/22/23)
Assists	9	Taylor IV vs. Arkansas (2/20/24)
Steals	6	2x, last Taylor IV vs. LSU (1/16/24)
Blocked Shots	3	Washington vs. Florida (2/3/24)
		Leveque vs. Kentucky (1/13/24)
		Washington at LSU (1/23/24)

OPPONENTS

TEAM GAME HIGHS

Points	100	Alabama (2/12/24)
Field Goals Made	37	Alabama (2/12/24)
Field Goal Attempts	76	Kentucky (1/13/24)
Field Goal Percentage	53.8(30-56)	FAU (11/24/23)
3 Pt Field Goals Made	18	Alabama (2/12/24)
3 Pt Fg Attempts	41	Alabama (2/12/24)
3 Pt Fg Percentage	53.3(16-30)	FAU (11/24/23)
Free Throws Made	31	Arkansas (1/16/24)
Free Throw Attempts	40	Arkansas (1/16/24)
Free Throw Percentage	87.0(20-23)	FAU (11/24/23)
Rebounds	50	Tennessee (2/24/24)
Assists	23	Tennessee (2/24/24)
Steals	9	3x, last Alabama (2/12/24)
Blocked Shots	10	2x, last Houston (12/16/23)
Turnovers	18	HCU (12/22/23)
Fouls	27	Arkansas (2/20/24)

TEAM GAME LOWS

Points	46	TAMU-C (11/6/23)
Field Goals Made	16	TAMU-C (11/6/23)
Field Goal Attempts	42	DePaul (12/6/23)
Field Goal Percentage	29.6(16-54)	TAMU-C (11/6/23)
3 Pt Field Goals Made	4	3x, last vs. Arkansas (2/20/24)
3 Pt Fg Attempts	15	2x, last vs. Arkansas (2/20/24)
3 Pt Fg Percentage	14.3(4-28)	TAMU-C (11/6/23)
Free Throws Made	6	2x, last Florida (2/3/24)
Free Throw Attempts	6	Virginia (11/29/23)
Free Throw Percentage	58.8(10-17)	Ohio State (11/10/23)
Rebounds	20	Penn State (11/23/23)
Assists	9	2x, last HCU (12/22/23)
Steals	1	2x, last LSU (1/20/24)
Blocked Shots	1	Penn State (11/23/23)
Turnovers	5	Vanderbilt (2/13/24)
Fouls	11	Virginia (11/29/23)



RESULTS AND LEADERS

<u>RECORD</u>			<u>OVERALL</u>			<u>HOME</u>	<u>AWAY</u>	<u>NEUTRAL</u>
ALL GAMES			15-12			9-4	4-6	2-2
CONFERENCE			6-8			4-3	2-5	0-0
NON-CONFERENCE			9-4			5-1	2-1	2-2
DATE (DAY)	OPPONENT	RESULT	SCORE	ATT.	HIGH POINTS	HIGH REBOUNDS		HIGH ASSISTS
Nov. 6 (Mon.)	TAMU-COMMERCE	W	78-46	8,802	Hefner (19)	Coleman III (8)		Taylor IV (6)
Nov. 10 (Fri.)	at Ohio State	W	73-66	12,704	Taylor IV, Radford (21)	Garcia (13)		Taylor IV (4)
Nov. 14 (Tue.)	at SMU	W	79-66	6,852	Radford (21)	Coleman III (15)		Taylor IV (5)
Nov. 17 (Fri.)	ORAL ROBERTS	W	74-66	10,689	Coleman III (19)	Coleman III (10)		Taylor IV, Radford (4)
Nov. 23 (Thu.)	# vs. Penn State	W	89-77	3,061	Coleman III (24)	Coleman, Taylor, Radford (6)		Garcia (4)
Nov. 24 (Fri.)	# vs. FAU	L	89-96	2,194	Taylor IV (35)	Garcia (13)		Taylor IV (5)
Nov. 26 (Sun.)	# vs. Iowa State	W	73-69	1,964	Washington (18)	Carter (8)		Taylor IV (4)
Nov. 29 (Wed.)	& at Virginia	L	47-59	14,061	Coleman III (16)	Coleman III (14)		Taylor IV (4)
Dec. 6 (Wed.)	DEPAUL	W	89-64	8,310	Carter (14)	Coleman III (9)		Taylor IV (6)
Dec. 10 (Sun.)	MEMPHIS	L	75-81	9,565	Obaskei (21)	Garcia (14)		Taylor IV (8)
Dec. 16 (Sat.)	% vs. Houston	L	66-70	12,152	Taylor IV (34)	Coleman III (12)		Taylor IV (4)
Dec. 22 (Fri.)	HOUSTON CHRISTIAN	W	79-52	5,475	Hefner (24)	Garcia (19)		Washington (5)
Dec. 30 (Sat.)	PRAIRIE VIEW A&M	W	79-54	8,610	Coleman III (20)	Coleman III (13)		Taylor IV (4)
Jan. 6 (Sat.)	* LSU	L	53-68	10,525	Taylor IV (23)	Carter (7)		Hefner (3)
Jan. 9 (Tue.)	* at Auburn	L	55-66	9,121	Coleman III (17)	Garcia (13)		Radford (3)
Jan. 13 (Sat.)	* KENTUCKY	W(ot)	97-92	9,540	Taylor IV (31)	Garcia, Radford (9)		Taylor IV (5)
Jan. 16 (Tue.)	* at Arkansas	L	77-78	19,200	Taylor IV (41)	Garcia (12)		Radford (2)
Jan. 20 (Sat.)	* at LSU	W	73-69	9,085	Taylor IV (19)	Garcia (10)		Garcia, Taylor IV (4)
Jan. 23 (Tue.)	* MISSOURI	W	63-57	9,623	Taylor IV (19)	Washington (8)		Taylor IV (3)
Jan. 27 (Sat.)	* OLE MISS	L	68-71	12,610	Taylor IV (30)	Carter (12)		Garcia, Taylor IV (3)
Feb. 3 (Sat.)	* FLORIDA	W	67-66	11,793	Radford (26)	Carter, Garcia (6)		Washington (3)
Feb. 7 (Wed.)	* at Missouri	W	79-60	9,814	Radford (22)	Garcia (16)		Garcia (5)
Feb. 10 (Sat.)	* TENNESSEE	W	85-69	12, 995	Radford (27)	Garcia (17)		Taylor IV (7)
Feb. 13 (Tue.)	* at Vanderbilt	L	74-73	6, 594	Taylor IV (18)	Garcia (6)		Radford (4)
Feb. 17 (Sat.)	* at Alabama	L	75-100	13,474	Radford (22)	Garcia (12)		Taylor IV (3)
Feb. 20 (Tue.)	* ARKANSAS	L	71-78	8,789	Carter (14)	Garcia (15)		Taylor IV (9)
Feb. 24 (Sat.)	* at Tennessee	L	86-51	22,322	Taylor IV, Radford (11)	Coleman III, Garcia (8)		Taylor IV (5)
Feb. 28 (Wed.)	* SOUTH CAROLINA							
March 2 (Sat.)	* at Georgia							
March 6 (Wed.)	* MISSISSIPPI STATE							
March 9 (Sat.)	* at Ole Miss							

- ESPN Events Invitational (Orlando, Fla.); & - ACC/SEC Challenge; % - The Halal Guys Showcase, Toyota Center; * - SEC Game;

MARGIN	1	2	3	4	5	6	7	8	9	10	11	12	13	14	15	16	17	18	19	20	21	22	23	24	25	25+	30+	35+
Victory	1	—	—	2	1	1	1	1	—	—	—	1	1	—	—	1	—	—	1	—	—	—	—	—	2	1	1	—
Defeat	2	—	1	1	—	1	2	—	—	—	1	1	—	—	1	—	—	—	—	—	—	—	—	—	1	—	—	1
Largest Home Win:							Largest Home Loss:							Largest Road/Neutral Win:							Largest Road/Neutral Loss:							
32 (A&M 78, TAMU-C 46)							15 (A&M 53, LSU 68)							19 (A&M 79, Missouri 60)							35 (A&M 51, TENN 86)							



STARTING LINEUPS

DATE (DAY)	OPPONENT	STARTER 1	STARTER 2	STARTER 3	STARTER 4	STARTER 5	W-L	FIRST OFF BENCH
Nov. 6 (Mon.)	TAMU-COMMERCE	Hefner	Taylor IV	Leveque	Coleman III	Radford	1-0	3 players (15:51)
Nov. 10 (Fri.)	at Ohio State	Hefner	Taylor IV	Leveque	Coleman III	Radford	2-0	Garcia (18:18)
Nov. 14 (Tue.)	at SMU	Hefner	Taylor IV	Leveque	Coleman III	Radford	3-0	Garcia (16:02)
Nov. 17 (Fri.)	ORAL ROBERTS	Hefner	Taylor IV	Leveque	Coleman III	Radford	4-0	Garcia (17:07)
Nov. 23 (Thu.)	# vs. Penn State	Hefner	Taylor IV	Leveque	Coleman III	Radford	5-0	Garcia (17:28)
Nov. 24 (Fri.)	# vs. FAU	Hefner	Taylor IV	Leveque	Coleman III	Radford	5-1	Garcia (17:39)
Nov. 26 (Sun.)	# vs. Iowa State	Hefner	Taylor IV	Leveque	Carter	Washington	1-0	Garcia (18:06)
Nov. 29 (Wed.)	& at Virginia	Hefner	Taylor IV	Leveque	Coleman III	Carter	0-1	Garcia (16:42)
Dec. 6 (Wed.)	DEPAUL	Hefner	Taylor IV	Leveque	Coleman III	Carter	1-1	Garcia (18:04)
Dec. 10 (Sun.)	MEMPHIS	Hefner	Taylor IV	Leveque	Coleman III	Radford	5-2	Garcia (17:19)
Dec. 16 (Sat.)	% vs. Houston	Hefner	Taylor IV	Leveque	Coleman III	Carter	0-2	Garcia (17:28)
Dec. 22 (Fri.)	HOUSTON CHRISTIAN	Hefner	Taylor IV	Garcia	Coleman III	Carter	1-0	2 players (14:53)
Dec. 30 (Sat.)	PRAIRIE VIEW A&M	Hefner	Taylor IV	Garcia	Coleman III	Carter	2-0	Washington (14:31)
Jan. 6 (Sat.)	* LSU	Hefner	Taylor IV	Garcia	Coleman III	Radford	0-1	Leveque (14:30)
Jan. 9 (Tue.)	* at Auburn	Hefner	Taylor IV	Leveque	Coleman III	Radford	5-3	Garcia (16:47)
Jan. 13 (Sat.)	* KENTUCKY	Hefner	Taylor IV	Leveque	Coleman III	Radford	6-3	2 players (16:06)
Jan. 16 (Tue.)	* at Arkansas	Hefner	Taylor IV	Leveque	Washington	Radford	0-1	Garcia (16:27)
Jan. 20 (Sat.)	* at LSU	Carter	Taylor IV	Leveque	Washington	Radford	1-0	Garcia (17:34)
Jan. 23 (Tue.)	* MISSOURI	Carter	Taylor IV	Leveque	Washington	Radford	2-0	Garcia (17:12)
Jan. 27 (Sat.)	* OLE MISS	Carter	Taylor IV	Leveque	Washington	Radford	2-1	Garcia (16:55)
Feb. 3 (Sat.)	* FLORIDA	Carter	Taylor IV	Leveque	Washington	Radford	3-1	Garcia (15:52)
Feb. 7 (Wed.)	* at Missouri	Carter	Taylor IV	Leveque	Washington	Radford	4-1	Coleman III (18:42)
Feb. 10 (Sat.)	* TENNESSEE	Carter	Taylor IV	Leveque	Washington	Radford	5-1	Garcia (17:23)
Feb. 13 (Tue.)	* at Vanderbilt	Carter	Taylor IV	Leveque	Washington	Radford	5-2	Garcia (17:32)
Feb. 17 (Sat.)	* at Alabama	Carter	Taylor IV	Garcia	Washington	Radford	0-1	Leveque (16:59)
Feb. 20 (Tue.)	* ARKANSAS	Carter	Taylor IV	Leveque	Washington	Radford	5-3	Garcia (16:46)
Feb. 24 (Sat.)	* at Tennessee	Carter	Taylor IV	Leveque	Washington	Radford	5-4	2 players (14:51)
Feb. 28 (Wed.)	* SOUTH CAROLINA							
March 2 (Sat.)	* at Georgia							
March 6 (Wed.)	* MISSISSIPPI STATE							
March 9 (Sat.)	* at Ole Miss							

Starting Combinations: 8

1st Off Bench Leader: Garcia (21), Washington (3) Carter (2), Obaseki (1), Leveque (2), Coleman III (2)



TEXAS A&M / OPPONENT GAME-BY-GAME STATS

Date	Texas A&M/Opponent	----- TOTAL -----		----- 3-PTRS -----		FT-FTA	Pct	----- REBOUNDS -----		PF	A	TO	Blk	Stl	Pts	Avg
		FG-FGA	Pct	3FG-FGA	Pct			Off-Def-Tot	Avg							
N 6	Texas A&M TAMU-Commerce	28-60	46.7	11-28	39.3	11-17	64.7	16-31-47	47.0	11	21	11	3	6	78	78.0
		16-54	29.6	4-28	14.3	10-14	71.4	7-18-25	25.0	18	9	10	5	9	46	46.0
N 10	Texas A&M at Ohio State	27-63	42.9	3-18	16.7	16-23	69.6	16-29-45	46.0	18	8	6	1	3	73	75.5
		26-62	41.9	4-19	21.2	10-17	58.8	12-23-35	30.0	21	11	8	10	3	66	56.0
N 14	Texas A&M at SMU	25-67	37.3	7-25	28.0	22-27	81.5	17-26-43	45.0	15	14	7	8	11	79	76.7
		23-65	35.4	10-23	43.5	10-13	76.9	16-27-43	34.3	24	15	16	4	5	66	59.3
N 17	Texas A&M Oral Roberts	26-73	35.6	2-22	9.1	20-24	83.3	28-25-53	47.0	11	13	5	5	5	74	76.0
		22-52	42.3	11-28	39.3	11-15	73.3	6-23-29	33.0	19	12	8	8	2	66	61.0
N 23	Texas A&M vs. Penn State	34-57	59.6	5-14	35.7	16-21	76.2	12-21-33	44.3	17	12	10	1	3	89	78.0
		28-53	52.8	6-19	31.6	15-22	68.2	7-13-20	31.6	19	9	9	1	5	77	64.0
N 24	Texas A&M vs. FAU	32-67	47.8	10-22	45.5	15-20	75.0	22-19-41	43.8	21	8	12	3	6	89	80.2
		30-56	53.6	16-30	53.3	20-23	87.0	6-23-23	32.0	20	18	8	3	4	96	70.0
N 26	Texas A&M vs. Iowa State	26-64	40.6	6-24	25.0	15-25	60.0	15-27-42	43.4	21	10	13	3	11	73	79.3
		21-61	34.4	9-34	26.5	18-27	66.7	17-27-44	31.3	20	14	16	2	9	69	69.4
N 29	Texas A&M at Virginia	17-56	30.4	4-23	17.4	9-12	75.0	18-24-42	43.3	12	7	16	1	7	47	75.3
		22-53	41.5	9-25	36.0	6-6	100.0	7-23-30	31.1	11	14	10	8	8	59	68.1
D 6	Texas A&M DePaul	35-66	53.0	14-31	45.2	5-9	55.6	15-15-30	41.8	14	20	4	2	9	89	76.8
		23-42	54.8	8-16	50.0	10-17	58.8	5-18-23	30.2	13	15	15	3	2	64	67.7
D 10	Texas A&M Memphis	25-64	39.1	6-33	18.2	19-24	79.2	16-19-35	41.1	21	13	12	1	13	75	76.6
		25-52	48.1	9-22	40.9	22-29	75.9	11-26-37	30.9	20	15	16	2	8	81	69.0
D 16	Texas A&M vs. Houston	21-55	38.2	9-27	33.3	15-22	68.2	17-20-37	40.7	13	11	11	4	5	66	75.6
		26-61	42.6	11-27	40.7	7-8	87.5	16-21-37	31.5	16	18	11	10	2	70	69.1
D 22	Texas A&M HCU	22-64	34.4	7-27	25.9	28-38	73.7	22-27-49	41.4	16	15	7	3	8	79	75.9
		17-51	33.3	6-23	26.1	12-19	63.2	9-26-35	31.8	24	9	18	3	3	52	67.7
D 30	Texas A&M Prairie View A&M	28-69	40.6	3-24	12.5	20-38	52.6	29-34-69	43.1	16	12	14	2	10	79	76.2
		18-56	32.1	5-15	33.3	13-19	68.4	8-23-31	31.7	25	12	15	3	8	54	66.6
J 6	Texas A&M LSU	15-59	25.4	5-28	17.9	18-26	69.2	13-27-40	42.9	14	7	12	2	10	53	74.5
		27-67	40.3	6-24	25.0	8-11	72.7	14-32-46	32.7	20	16	12	7	6	68	66.7
J 9	Texas A&M at Auburn	18-62	29.0	3-19	15.8	16-19	84.2	19-25-44	42.9	20	8	19	2	11	55	73.2
		20-51	39.2	5-22	22.7	21-26	80.8	8-26-34	32.8	15	18	12	6	7	66	66.7
J 13	Texas A&M Kentucky	33-82	40.2	12-32	37.5	19-30	63.3	25-29-54	43.6	19	11	9	7	9	97	74.7
		32-76	42.1	15-39	38.5	13-21	61.9	17-29-46	33.6	21	22	11	9	6	92	68.3
J 16	Texas A&M at Arkansas	24-74	32.4	6-29	20.7	23-33	69.7	19-28-47	43.8	26	5	2	3	5	77	74.8
		20-51	39.2	7-19	36.8	31-40	77.5	3-32-35	33.7	24	10	8	9	1	78	68.8
J 20	Texas A&M at LSU	26-69	37.7	10-33	30.3	11-20	55.0	21-27-48	44.1	10	11	6	3	5	73	74.7
		25-60	41.7	11-34	32.4	8-10	80.0	6-28-34	33.7	19	15	8	1	2	69	68.8
J 23	Texas A&M Missouri	15-52	28.8	6-27	22.2	27-37	73.0	15-26-41	43.9	16	12	9	1	7	63	74.1
		21-54	38.9	8-29	27.6	7-10	70.0	8-27-35	33.8	26	14	15	3	4	57	68.2
J 27	Texas A&M Ole Miss	25-63	39.7	6-20	30.0	12-22	54.5	18-24-42	43.8	17	10	10	1	7	68	73.8
		25-60	41.7	10-24	41.7	11-15	73.3	13-21-34	33.8	19	15	11	5	6	71	68.4
F 3	Texas A&M Florida	24-59	40.7	4-15	26.7	15-24	62.5	13-23-36	43.4	15	8	8	3	9	67	73.5
		25-56	44.6	10-29	34.5	6-11	54.5	11-25-36	33.9	17	18	14	11	5	66	68.2
F 7	Texas A&M at Missouri	30-63	47.6	4-17	23.5	15-19	78.9	16-24-40	43.3	16	11	7	8	3	79	73.7
		22-48	45.8	7-20	35.0	9-13	69.2	5-17-22	33.4	18	11	12	5	6	60	67.9
F 10	Texas A&M Tennessee	28-60	46.7	11-28	39.3	18-25	72.0	14-29-43	43.3	19	14	10	5	6	85	74.2
		23-62	37.1	8-29	27.6	15-25	60.0	12-23-35	33.4	22	11	8	5	5	69	67.9
F 13	Texas A&M at Vanderbilt	24-47	51.1	8-18	44.4	17-17	100.0	8-22-30	42.7	14	10	12	4	1	73	74.2
		26-60	43.3	7-23	30.4	15-18	83.3	13-15-28	33.2	12	10	5	5	6	74	68.2
F 17	Texas A&M at Alabama	28-74	37.8	4-23	17.4	15-23	65.2	26-23-49	43.0	15	6	14	2	7	75	74.2
		37-71	43.9	18-41	43.9	8-13	61.5	14-24-38	33.4	20	20	12	6	9	100	69.2
F 20	Texas A&M Arkansas	20-60	33.3	6-20	30.0	25-39	64.1	20-27-47	43.1	26	13	12	4	5	71	74.1
		23-59	39.0	4-15	26.7	28-34	82.4	11-29-40	33.7	27	12	11	8	7	78	69.8
F 24	Texas A&M at Tennessee	18-66	27.3	7-34	20.6	8-15	53.3	10-23-33	42.7	17	11	10	1	8	51	73.2
		33-63	52.4	7-20	35.0	13-18	72.2	10-40-50	34.3	17	23	12	6	8	86	70.4
F 28	Texas A&M South Carolina															
M 2	Texas A&M at Georgia															
M 6	Texas A&M Mississippi State															
M 9	Texas A&M at Ole Miss															
M	Texas A&M SEC Tournament															
Texas A&M		674-1715	39.3	179-661	27.1	450-649	69.3	480-674-1154	42.7	450	301	268	78	195	1977	73.2
OPPONENTS		656-1556	42.2	231-677	34.1	357-494	72.3	273-652-925	34.3	527	386	311	150	143	1900	70.4



JACE CARTER

JUNIOR (TR) • GUARD • 6-6 • 220

TITUSVILLE, FLA. • ASTRONAUT • ILLINOIS-CHICAGO

MAJOR: AG LEADERSHIP EDUCATION DEVELOPMENT | MINOR: COMM



jacecarter0



jacecarter0

0

SEASON HIGHS

CAREER HIGHS

PTS	14	2x, last vs. Arkansas (2/20/24)	PTS	28	vs. Stonehill (11/21/22)
RBS	12	2x, last vs. Ole Miss (1/27/24)	RBS	12	4x, last vs. Ole Miss (1/27/24)
AST	3	vs. TAMU-C (11/6/23)	AST	4	2x, last at Missouri St. (1/24/23)
STL	2	8x, last vs. Tennessee (2/10/24)	STL	4	4x, last at Evansville (2/22/23)
BLK	2	at SMU (11/14/23)	BLK	2	10x, last at SMU (11/14/23)
3PM	4	vs. DePaul (12/6/23)	3PM	5	3x, last at Murray St. (1/14/23)
MIN	36	vs. Florida (2/3/24)	MIN	43	2x, last at Drake (1/10/23)

GAME-BY-GAME STATISTICS

		Min	FG-A-Pct	3FG-A-Pct	FT-A-Pct	O-D-Tot	PF	A	TO	Blk	Stl	Pts
11/6	TAMU-COMMERCE	19	2-8-.250	1-6-.167	3-4-.750	2-2-4	1	3	1	0	0	8
11/10	at Ohio State	18	0-1-.000	0-1-.000	0-1-.000	0-2-2	0	0	0	0	1	0
11/14	at SMU	14	4-7-.571	1-3-.333	1-2-.500	1-3-4	0	0	0	2	2	10
11/17	ORAL ROBERTS	11	0-3-.000	0-3-.000	1-2-.500	1-2-3	0	0	0	0	0	1
11/23 #	vs. Penn State	24	2-9-.222	1-3-.333	1-2-.500	1-3-4	3	0	1	0	0	6
11/24 #	vs. FAU	24	1-1-.000	0-0-.000	3-4-.750	4-1-5	4	0	1	0	1	5
11/26 #	vs. Iowa State	30	2-8-.250	0-3-.000	5-6-.833	5-3-8	2	1	0	0	0	9
11/29 &	at Virginia	29	3-8-.375	1-4-.250	0-0-.000	0-3-3	0	0	1	0	0	7
12/6	DEPAUL	25	5-12-.417	4-11-.364	0-0-.000	0-1-1	1	1	0	0	0	14
12/10	MEMPHIS	19	3-7-.429	1-5-.200	2-2-1.000	1-1-2	2	0	1	0	2	9
12/16 %	vs. Houston	33	3-11-.273	1-7-.143	0-0-.000	2-1-3	1	1	2	0	0	7
12/22	HCU	27	3-10-.300	1-6-.167	3-4-.750	5-7-12	2	1	1	0	1	10
12/30	PRAIRIE VIEW A&M	26	3-6-.500	1-4-.250	0-2-.000	5-5-10	3	0	2	0	2	7
1/6 *	LSU	22	0-3-.000	0-2-.000	2-2-1.000	1-6-7	1	1	0	1	1	2
1/9 *	at Auburn	18	0-3-.000	0-1-.000	0-0-.000	2-3-5	3	0	0	0	0	0
1/13 *	KENTUCKY	23	4-9-.444	1-4-.250	0-2-.000	1-4-5	1	0	1	1	0	9
1/16 *	at Arkansas	25	1-5-.200	0-3-.000	3-4-.750	2-5-7	3	1	0	0	2	5
1/20 *	at LSU	32	5-13-.385	2-7-.286	1-2-.500	2-4-6	2	0	0	0	2	13
1/23 *	MISSOURI	23	1-7-.143	1-7-.143	0-0-.000	0-2-2	1	2	0	0	0	3
1/27 *	OLE MISS	32	3-9-.333	1-4-.250	0-0-.000	5-7-12	1	2	0	0	2	7
2/3 *	FLORIDA	36	2-6-.333	0-3-.000	1-2-.500	2-4-6	2	1	0	0	1	5
2/7 *	at Missouri	31	3-6-.500	2-4-.500	4-5-.800	1-4-5	5	2	0	0	2	12
2/10 *	TENNESSEE	32	3-10-.300	2-5-.400	0-1-.000	0-4-4	3	0	0	1	2	8
2/13 *	at Vanderbilt	35	4-9-.444	3-6-.500	0-0-.000	0-4-4	1	2	0	1	0	11
2/17 *	at Alabama	30	2-11-.182	1-8-.125	2-4-.500	2-5-7	1	0	3	0	1	7
2/20 *	ARKANSAS	32	4-7-.571	3-6-.500	3-4-.750	0-2-2	5	0	2	0	1	14
2/24 *	at Tennessee	30	4-12-.333	2-7-.286	0-3-.000	1-5-6	2	0	1	0	1	10
2/28 *	SOUTH CAROLINA											
3/2 *	at Georgia											
3/6 *	MISSISSIPPI STATE											
3/9 *	at Ole Miss											

CAREER STATISTICS - ALL GAMES

	GP-GS	Min	Avg	FG-A	Pct	3FG-A	Pct	FT-A	Pct	O-D-Tot	Avg	PF	FO	A	TO	Blk	Stl	Pts	Avg
2021-22	21-17	527	25.1	61-141	.433	26-68	.382	22-32	.688	47-67-114	5.4	56	2	12	23	12	14	170	8.1
2022-23	30-30	1053	35.1	171-375	.456	53-176	.301	102-149	.685	47-163-210	7.0	74	2	48	65	22	53	497	16.6
2023-24	27-16	700	25.9	67-201	.333	30-123	.244	35-58	.603	46-93-139	5.1	50	2	18	17	6	24	199	7.4
TOTAL	78-63	2280	29.2	299-717	.417	109-367	.297	159-239	.665	140-323-463	5.9	180	6	78	105	40	91	866	11.1

*Spent two seasons at Illinois - Chicago (2021-23)

at Illinois-Chicago

Earned second-team All-Missouri Valley honors as a sophomore at Illinois-Chicago in 2022-23 while averaging a team-high 16.6 points and 7.0 rebounds per game with team-high 53 steals ... Was one of four players nationally and the lone Missouri Valley Conference player to average more than 16.0 points while also totaling more than 50 steals and 200 rebounds during the 2022-23 campaign ... Posted five double-doubles in points and rebounds, and he had eight games with 20-or-more points, including a career-high 28 vs. Stonehill ... As a freshman, Carter earned a spot on the Horizon League All-Freshman Team after starting 17 of the final 18 games of the season while contributing 8.1 points and 5.4 rebounds per game ... In two seasons at UIC, Carter averaged 13.1 points and 6.4 rebounds while seeing action in 51 games with 47 appearances in the starting lineup.

High School

Coached by Kyle Gilreath at Astronaut High School ... was the 2020 and 2021 Class 4A Player of the Year by the Florida Athletics Coaches Association (FACA) and the Brevard Sports Network, as well as the 2021 State All-Star MVP ... Was the Florida Today Player of the Year in 2021 (no vote in 2020) ... Class 4A All-State by FACA and Source Hoops ... Named first-team All-Space Coast in 2019 and 2020 by Florida Today ... Four-time All-Cape Coast Conference selection ... As a senior, Carter averaged 24 points, 9 rebounds, 2 assists and 2 steals with a high scoring game of 45 vs. THS ... For his high school career, Carter set Astronaut school records for rebounds (862), field goals (811), 3-pointers (133), steals (224) and free throws (451) ... Was a four-year letterman for the War Eagles and led team to 83 wins in 109 games played.





HAYDEN HEFNER

SENIOR (3L) • GUARD • 6-6 • 185

NEDERLAND, TEXAS • NEDERLAND HIGH SCHOOL

MAJOR: MARKETING



haydenhefner5



haydenhefner_

2

SEASON HIGHS

CAREER HIGHS

PTS	24	vs. HCU (12/22/23)	PTS	24	vs. HCU (12/22/23)
RBS	7	vs. PVAMU (12/30/23)	RBS	7	vs. PVAMU (12/30/23)
AST	3	3x, last vs. LSU (1/6/24)	AST	3	6x, last vs. LSU (1/6/24)
STL	2	2x, last vs. DePaul (12/6/23)	STL	3	vs Mississippi State (3/5/22)
BLK	1	vs. Houston (12/16/23)	BLK	1	7x, last vs. Houston (12/16/23)
3PM	4	vs. FAU (11/24/23)	3PM	5	vs. Missouri (2/5/22)
MIN	28	vs. ORU (11/17/23)	MIN	28	vs. ORU (11/17/23)

GAME-BY-GAME STATISTICS

		Min	FG-A-Pct	3FG-A-Pct	FT-A-Pct	O-D-Tot	PF	A	TO	Blk	Stl	Pts
11/6	TAMU-COMMERCE	20	7-10-.700	3-6-.500	2-5-.400	1-3-4	0	2	2	0	0	19
11/10	at Ohio State	27	1-3-.333	1-1-1.000	1-2-.500	1-1-2	0	1	0	0	0	4
11/14	at SMU	16	2-7-.286	1-5-.200	0-0-.000	0-0-0	0	0	1	0	1	5
11/17	ORAL ROBERTS	28	3-6-.500	0-1-.000	0-1-.000	4-1-5	1	3	0	0	1	6
11/23 #	vs. Penn State	15	2-3-.667	1-2-.500	0-0-.000	0-0-0	3	1	2	0	0	5
11/24 #	vs. FAU	19	5-10-.500	4-9-.444	0-0-.000	0-1-1	1	0	2	0	0	14
11/26 #	vs. Iowa State	24	3-9-.333	2-5-.400	1-4-.250	2-4-6	3	0	0	0	2	9
11/29 &	at Virginia	18	1-9-.111	1-4-.250	0-0-.000	0-0-0	0	1	2	0	0	3
12/6	DEPAUL	24	4-8-.500	2-5-.400	0-0-.000	2-2-4	0	3	1	0	2	10
12/10	MEMPHIS	22	3-9-.333	3-7-.429	0-0-.000	0-0-0	3	0	2	0	0	9
12/16 %	vs. Houston	20	2-2-1.000	2-2-1.000	1-2-.500	0-2-2	0	1	2	1	0	7
12/22	HCU	25	7-14-.500	3-8-.375	7-8-.875	1-1-2	1	0	1	0	0	24
12/30	PRAIRIE VIEW A&M	26	3-15-.200	1-7-.143	0-0-.000	1-6-7	0	1	3	0	1	7
1/6 *	LSU	24	0-8-.000	0-6-.000	4-5-.800	0-3-3	2	3	1	0	1	4
1/9 *	at Auburn	23	3-7-.429	1-5-.200	1-2-.500	2-0-2	3	1	3	0	0	8
1/13 *	KENTUCKY	10	1-5-.200	1-4-.250	1-2-.500	1-1-2	1	0	2	1	0	4
1/16 *	at Arkansas	8	0-6-.000	0-3-.000	3-4-.750	1-1-2	1	0	0	0	0	3
1/20 *	at LSU	7	1-2-.500	0-1-.000	0-0-.000	0-3-3	1	0	2	0	0	2
1/23 *	MISSOURI	18	1-4-.250	1-3-.333	1-2-.500	0-2-2	3	2	3	0	1	4
1/27 *	OLE MISS	11	0-0-.000	0-0-.000	0-0-.000	0-1-1	3	0	1	0	0	0
2/3 *	FLORIDA	2	0-0-.000	0-0-.000	0-0-.000	0-0-0	1	0	0	0	0	0
2/7 *	at Missouri	16	2-5-.400	0-3-.000	0-0-.000	1-0-1	0	0	1	0	0	4
2/10 *	TENNESSEE											
2/13 *	at Vanderbilt	12	1-2-.500	1-2-.500	0-0-.000	1-2-3	2	0	1	0	0	3
2/17 *	at Alabama	6	1-4-.250	0-3-.000	0-0-.000	0-1-1	1	0	0	0	0	2
2/20 *	ARKANSAS	8	2-5-.400	2-5-.400	0-0-.000	1-0-1	0	0	1	0	1	6
2/24 *	at Tennessee	6	0-3-.000	0-2-.000	0-0-.000	0-0-0	0	0	0	0	0	0
2/28 *	SOUTH CAROLINA											
3/2 *	at Georgia											
3/6 *	MISSISSIPPI STATE											
3/9 *	at Ole Miss											

CAREER STATISTICS - ALL GAMES

	GP-GS	Min	Avg	FG-A	Pct	3FG-A	Pct	FT-A	Pct	O-D-Tot	Avg	PF	FO	A	TO	Blk	Stl	Pts	Avg
2020-21	15-4	176	11.7	10-31	.323	8-26	.308	3-4	.750	0-15-15	1.0	18	1	8	5	0	3	31	2.1
2021-22	29-0	322	11.1	36-93	.387	17-56	.304	12-19	.632	15-16-31	1.1	27	1	17	21	3	18	101	3.5
2022-23	32-1	349	10.9	36-87	.414	19-54	.352	19-24	.792	1-22-23	0.7	35	0	17	27	4	8	110	3.4
2023-24	26-17	435	16.7	55-156	.353	30-99	.303	22-37	.595	19-35-54	2.1	30	0	19	33	2	10	162	6.2
TOTAL	102-22	1282	12.6	137-367	.373	74-235	.315	56-84	.667	35-88-123	1.2	110	2	61	86	9	39	404	4.0

2022-23 (Junior)

Was one of the Aggies' top backcourt options off the bench with 102 points and a team-best 17 3-pointers as a reserve ... Saw action in 32 games with a start in the Aggies' win over Loyola-Chicago at the Myrtle Beach Invitational (11/20) ... Chipped in 3.4 points per game and had six games with multiple 3-pointers ... Connected on 79.2 percent of his free throw attempts (19-of-24).

2021-22 (Sophomore)

Appeared in 29 games ... Averaged 3.5 points and 1.1 rebounds per game in 11.0 minutes of action ... Scored a career-high 17 points against Missouri (2/5) while hitting five 3-pointers.

2020-21 (Freshman)

Played in 15 games with four total starts, including three against SEC opponents (UT, MSU, UM) ... Played a season-high 22 minutes against UNO and UTRGV ... Buried three 3-pointers to account for all of his season-high nine points in his collegiate debut against UNO on 11/29 ... Returned to the court for the first time since Dec. 12 and put up six points in the win over Auburn ... Hauled in a season-high five rebounds at South Carolina ... Dished a season-high three assists against Vanderbilt in the SEC Tournament.

High School

Coached by Brian English at Nederland HS ... Three-star prospect by 247Sports, ESPN and Rivals ... Ranked No. 47 shooting guard nationally by 247Sports ... Hefner earned district MVP after leading Nederland to a 21-5A district title as a senior ... Named TABC All-State and a UIL 5A All-State recipient in 2019-20 after averaging 18 points, 6 rebounds and 3 assists ... Earned first-team Super Gold honors by Beaumont Enterprise in 2018-19 and 2019-20 ... Played AAU for the Houston Defenders on the Under Armor Circuit where he averaged 11.0 points, 3.5 rebounds, 1.8 assists and 1.3 steals.





WADE TAYLOR IV

JUNIOR • GUARD • 6-0 • 175

DALLAS, TEXAS • LANCASTER HIGH SCHOOL

MAJOR: COMMUNICATION



wadetaylorIV



thewadetayloriv

4

SEASON HIGHS

CAREER HIGHS

PTS	41	at Arkansas (1/16/24)	PTS	41	at Arkansas (1/16/24)
RBS	6	4x, last vs. Ole Miss (1/27/24)	RBS	7	vs Vanderbilt (1/28/23)
AST	8	vs. Memphis (12/10/23)	AST	9	vs SMU (11/30/22)
STL	6	2x, last vs. LSU (1/6/24)	STL	6	3x, last vs. LSU (1/6/24)
BLK	1	at SMU (11/14/23)	BLK	1	5x, last at SMU (11/14/23)
3PM	6	2x, last vs. Kentucky (1/13/24)	3PM	6	2x, last vs. Kentucky (1/13/24)
MIN	39	3x, last at Arkansas (1/16/24)	MIN	39	3x, last at Arkansas (1/16/24)

GAME-BY-GAME STATISTICS

		Min	FG-A-Pct	3FG-A-Pct	FT-A-Pct	O-D-Tot	PF	A	TO	Blk	Stl	Pts
11/6	TAMU-COMMERCE	22	6-11-.545	4-7-.571	0-0-.000	0-4-4	2	6	1	0	2	16
11/10	at Ohio State	30	8-21-.381	1-9-.111	4-6-.667	0-2-2	4	4	2	0	2	21
11/14	at SMU	34	4-17-.235	0-7-.000	7-9-.778	1-1-2	1	5	2	1	6	15
11/17	ORAL ROBERTS	30	4-13-.308	0-3-.000	8-8-1.000	1-3-4	2	4	3	0	3	16
11/23 #	vs. Penn State	32	8-13-.615	2-5-.400	5-7-.714	0-6-6	3	3	6	0	1	23
11/24 #	vs. FAU	34	12-26-.462	5-8-.625	6-7-.857	0-3-3	2	5	3	0	0	35
11/26 #	vs. Iowa State	35	5-15-.333	0-6-.000	4-4-1.000	0-2-2	4	4	8	0	3	14
11/29 &	at Virginia	36	2-10-.200	1-6-.167	4-6-.667	0-4-4	3	4	5	0	0	9
12/6	DEPAUL	25	4-10-.400	4-7-.571	1-2-.500	0-2-2	3	6	0	0	1	13
12/10	MEMPHIS	35	3-14-.214	0-9-.000	3-4-.750	1-1-2	4	8	5	0	4	9
12/16 %	vs. Houston	35	10-22-.455	6-14-.429	8-9-.889	1-2-3	3	4	3	0	3	34
12/22	HCU	22	2-8-.250	2-6-.333	4-4-1.000	0-1-1	3	2	2	0	0	10
12/30	PRAIRIE VIEW A&M	25	5-12-.417	1-7-.143	3-3-1.000	0-1-1	4	4	3	0	2	14
1/6 *	LSU	39	8-20-.400	3-12-.250	4-5-.800	1-5-6	4	0	4	0	6	23
1/9 *	at Auburn	36	2-16-.125	0-8-.000	4-4-1.000	0-3-3	3	1	2	0	3	8
1/13 *	KENTUCKY	39	7-24-.292	6-13-.462	11-12-.917	2-4-6	4	5	1	0	2	31
1/16 *	at Arkansas	39	13-32-.406	5-14-.357	10-13-.769	0-6-6	4	1	0	0	2	41
1/20 *	at LSU	22	6-17-.353	4-10-.400	3-5-.600	1-4-5	4	4	3	0	0	19
1/23 *	MISSOURI	34	5-13-.385	3-9-.333	6-6-1.000	1-5-6	2	3	1	0	1	19
1/27 *	OLE MISS	36	10-20-.500	5-9-.556	5-8-.625	1-5-6	3	3	3	0	2	30
2/3 *	FLORIDA	28	5-18-.278	1-6-.167	4-4-1.000	1-2-3	4	1	4	0	3	15
2/7 *	at Missouri	33	7-16-.438	1-5-.200	3-3-1.000	0-5-5	3	3	1	0	4	18
2/10 *	TENNESSEE	35	8-18-.444	5-11-.455	4-5-.800	0-3-3	2	7	2	0	1	25
2/13 *	at Vanderbilt	35	5-12-.417	2-6-.333	6-6-1.000	0-3-3	4	1	4	0	0	18
2/17 *	at Alabama	36	4-15-.267	2-5-.400	0-0-.000	1-4-5	2	3	3	0	1	10
2/20 *	ARKANSAS	37	3-12-.250	0-4-.000	5-7-.714	1-1-2	5	9	4	0	2	11
2/24 *	at Tennessee	33	3-12-.250	3-10-.300	2-3-.667	0-1-1	2	5	3	0	1	11
2/28 *	SOUTH CAROLINA											
3/2 *	at Georgia											
3/6 *	MISSISSIPPI STATE											
3/9 *	at Ole Miss											

CAREER STATISTICS - ALL GAMES

	GP-GS	Min	Avg	FG-A	Pct	3FG-A	Pct	FT-A	Pct	O-D-Tot	Avg	PF	FO	A	TO	Blk	Stl	Pts	Avg
2021-22	40-14	699	17.5	106-311	.341	44-158	.278	73-94	.777	13-59-72	1.8	80	0	87	70	3	47	329	8.2
2022-23	35-33	1005	28.7	160-404	.396	79-222	.356	173-197	.878	14-82-96	2.7	96	1	137	92	2	61	572	16.3
2023-24	27-27	877	32.5	159-437	.364	66-216	.306	124-150	.827	13-83-96	3.6	84	1	105	78	1	55	508	18.8
TOTAL	102-74	2581	25.3	425-1152	.369	189-596	.317	370-441	.839	40-224-264	2.6	260	2	329	240	6	163	1409	13.8

- 2023-24 Preseason SEC Player of the Year (media)
- 2023-24 Bob Cousy Award Watch List
- 2023-24 NABC DI Player of the Year Watch List
- 2023-24 Preseason 1st-Team All-SEC (Coaches, Media)
- 2023 SEC All-Tournament Team
- 2023 All-SEC First Team (AP, Coaches)
- 2023 Third-Team All-American (Stadium.com)
- 2023 NABC Second-Team All-District 20
- SEC Player of the Week (12/18/23)

2022-23 (Sophomore)

Was a consensus first-team All-SEC selection and received third-team All-America honors from Stadium.com ... Averaged 16.5 points, which ranked No. 3 in the SEC for the full season, while leading the SEC in free throws made with 168 and FT% with an 87.5% success rate ... Taylor ranked fourth in assists (136) and fifth in steals (60) ... Was one of three NCAA DI players with 500+ points, 125+ assists and 50+ steals while making 85% or better on free throw attempts ... Poured in a career-high 28 points in the Aggies' 67-61 win over No. 2 Alabama (3/4) ... Had 12 games with 20 or more points ... Had a career-high nine assists in win over SMU (11/30) ... Posted a career-high six steals in road win over DePaul (11/25).

2021-22 (Freshman)

Appeared in all 40 games with 14 starts, including the last 13 games ... Averaged 8.2 points, 2.2 assists and 1.8 rebounds per game for the season ... Was named SEC Freshman of the Week after scoring 19 points with five 3-pointers in the win at Oregon State (12/18) Scored a season-high 25 points at Arkansas (1/22) ... Scored in double figures in 15 games ... Dished out a season-high six assists against Dallas Christian (12/27).

High School

Ranked as a four-star prospect in the 247Sports Composite ... Tabbed as the No. 119 player nationally and No. 18 point guard in the country ... Ranked as the No. 7 player in the state of Texas ... Scored over 2,000 points in his high school career ... Helped lead Lancaster High School to a No. 1 ranking in 5A in 2020 ... Averaged 15.7 points, 4.3 assists and 3.3 steals per game as a junior.





ELI LAWRENCE

5

GRADUATE (TR) • GUARD • 6-5 • 190

ATLANTA, GA. • TRI-CITIES HIGH SCHOOL • MIDDLE TENNESSEE

BACHELOR'S DEGREE: LEISURE, SPORT AND TOURISM STUDIES

GRADUATE PROGRAM: HOSPITALITY MANAGEMENT & TOURISM



SEASON HIGHS

CAREER HIGHS

PTS	11	vs. TAMU-C (11/6/23)	PTS	27	at UTSA (2/1/20)
RBS	3	2x, last at Virginia (11/29/23)	RBS	11	vs. Western Kentucky (12/31/22)
AST	1	3x, last at Auburn (1/9/24)	AST	5	vs. UAB (1/16/23)
STL	2	vs. HCU (12/22/23)	STL	4	at Western Kentucky (2/9/23)
BLK	1	2x, last at Auburn (1/9/24)	BLK	2	vs. UAB (1/16/23)
3PM	2	vs. TAMU-C (11/6/23)	3PM	5	at Western Kentucky (2/9/23)a
MIN	13	at Virginia (11/29/23)	MIN	44	vs. UAB (3/11/22)

GAME-BY-GAME STATISTICS

		Min	FG-A-Pct	3FG-A-Pct	FT-A-Pct	O-D-Tot	PF	A	TO	Blk	Stl	Pts
11/6	TAMU-COMMERCE	11	4-6-.667	2-3-.667	1-1-1.000	0-1-1	0	0	1	0	0	11
11/10	at Ohio State	5	1-2-.500	0-1-.000	0-0-.000	0-0-0	1	0	1	0	0	2
11/14	at SMU	4	0-2-.000	0-0-.000	0-0-.000	0-0-0	0	0	0	0	0	0
11/17	ORAL ROBERTS	6	1-5-.200	0-3-.000	0-0-.000	1-0-1	0	0	0	0	0	2
11/23 #	vs. Penn State	8	1-2-.500	1-2-.500	0-0-.000	0-1-1	0	1	0	0	0	3
11/24 #	vs. FAU	5	1-4-.250	0-2-.000	0-0-.000	0-0-0	0	0	0	0	0	2
11/26 #	vs. Iowa State	12	2-8-.250	1-4-.250	1-2-.500	0-3-3	0	1	0	1	0	6
11/29 &	at Virginia	13	1-6-.167	1-4-.250	0-0-.000	0-3-3	4	0	2	0	0	3
12/6	DEPAUL	8	1-2-.500	0-0-.000	0-0-.000	0-0-0	0	0	0	0	1	2
12/10	MEMPHIS											
12/16 %	vs. Houston	7	0-1-.000	0-1-.000	1-2-.500	0-0-0	0	0	0	0	0	1
12/22	HCU	10	2-4-.500	0-2-.000	2-5-.400	0-1-1	1	0	0	0	2	6
12/30	PRAIRIE VIEW A&M	6	0-3-.000	0-3-.000	0-0-.000	0-2-2	1	0	0	0	0	0
1/6	* LSU											
1/9	* at Auburn	6	0-2-.000	0-2-.000	0-0-.000	0-1-1	0	1	0	1	0	0
1/13	* KENTUCKY	2	0-1-.000	0-1-.000	0-0-.000	0-0-0	0	0	0	0	0	0
1/16	* at Arkansas	11	2-6-.333	0-3-.000	1-2-.500	0-1-1	0	0	0	0	0	5
1/20	* at LSU	11	1-5-.200	0-2-.000	0-0-.000	0-0-0	0	0	0	0	1	2
1/23	* MISSOURI	9	0-2-.000	0-2-.000	0-0-.000	0-1-1	2	0	0	0	1	0
1/27	* OLE MISS											
2/3	* FLORIDA											
2/7	* at Missouri	2	1-2-.500	0-1-.000	0-0-.000	0-0-0	0	0	0	0	0	2
2/10	* TENNESSEE											
2/13	* at Vanderbilt											
2/17	* at Alabama											
2/20	* ARKANSAS	4	0-1-.000	0-1-.000	0-0-.000	0-1-1	2	0	0	0	0	0
2/24	* at Tennessee	2	0-2-.000	0-1-.000	0-0-.000	0-0-0	0	1	0	0	0	0
2/28	* SOUTH CAROLINA											
3/2	* at Georgia											
3/6	* MISSISSIPPI STATE											
3/9	* at Ole Miss											

CAREER STATISTICS - ALL GAMES

	GP-GS	Min	Avg	FG-A	Pct	3FG-A	Pct	FT-A	Pct	O-D-Tot	Avg	PF	FO	A	TO	Blk	Stl	Pts	Avg
2019-20	31-0	484	15.6	61-153	.399	28-89	.315	32-42	.762	24-67-91	2.9	55	1	27	24	3	22	182	5.9
2020-21	20-3	317	15.9	36-103	.350	17-53	.321	13-29	.448	7-50-57	2.9	37	0	15	20	4	7	102	5.1
2021-22	37-37	989	26.7	140-342	.409	59-178	.331	62-81	.765	36-124-160	4.3	94	3	35	44	15	47	401	10.8
2022-23	32-31	964	30.1	133-316	.421	53-156	.340	71-87	.816	32-99-131	4.1	85	2	44	51	10	36	390	12.2
2023-24	20-0	142	7.1	18-66	.273	5-38	.132	6-12	.500	1-15-16	0.8	11	0	4	4	2	5	47	2.4
Total	140-71	2903	21.1	388-980	.396	162-514	.315	184-251	.733	100-355-455	3.3	282	6	125	143	34	117	1122	8.0

*Spent four seasons at Middle Tennessee (2019-2023)

2019-23 (At Middle Tennessee)

Lawrence earned second-team All-Conference USA honors at Middle Tennessee in 2022-23 while leading the Blue Raiders in scoring with 12.2 points per game and producing career-highs in assists (44), field goal percentage (.421), 3-point percentage (.340) and free throw percentage (.816) ... Produced 10 or more points in 22 games and hit the 20-point level four times in 2022-23 with a season-high of 21 points in games at Western Kentucky, at Rice and Chattanooga ... Logged a double-double with 13 points and a career-high 11 rebounds in a home victory over WKU ... In the Blue Raiders' win over NCAA Tournament semifinalist Florida Atlantic on Feb. 16, Lawrence scored 13 points and grabbed three rebounds and chipped in MT's final three points via free throws in the four-point win (74-70) ... In four seasons at MTSU, Lawrence posted 1,075 points, 439 rebounds, 121 assists and 112 steals in 120 career games. He started 71 games, including 68 of the last 69 games he appeared ... He earned his bachelor's degree from the College of Behavioral and Health Sciences and has one season of collegiate eligibility remaining.

High School

Lawrence was a standout high school player at Tri-Cities High School in Atlanta where he was coached by Omari Forts ... He averaged over 22 points and 10 rebounds for his prep career, and he earned first-team all-region honors and second-team all-state recognition as a senior.





WILDENS LEVEQUE
GRADUATE (TR) • FORWARD/CENTER • 6-10 • 255
BROCKTON, MASS. • GOULD ACADEMY • SOUTH CAROLINA • UMASS
BACHELOR'S DEGREE: PSYCHOLOGICAL & BRAIN SCIENCES
GRADUATE PROGRAM: PUBLIC MANAGEMENT



WildensLeveque



w15dens

10

SEASON HIGHS

CAREER HIGHS

PTS	6	vs. Iowa State (11/26/23)	PTS	16	vs. Kentucky (2/8/22)
RBS	7	2x, last vs. Kentucky (1/13/24)	RBS	11	vs. Western Kentucky (11/14/21)
AST	1	3x, last at LSU (1/20/24)	AST	3 (4x)	last: vs. Loyola Chicago (2/14/23)
STL	1	2x, last vs. Tennessee (2/10/24)	STL	3 (3x)	last: at George Mason (2/1/23)
BLK	3	vs. Kentucky (1/13/24)	BLK	5	vs. Colorado (11/17/22)
3PM			3PM	2	at USF (11/29/22)
MIN	25	vs. Kentucky (1/13/24)	MIN	32	vs. Princeton (11/12/21)

GAME-BY-GAME STATISTICS

		Min	FG-A-Pct	3FG-A-Pct	FT-A-Pct	O-D-Tot	PF	A	TO	Blk	Stl	Pts
11/6	TAMU-COMMERCE	14	1-1-1.000	0-0-0.000	2-2-1.000	3-3-6	0	0	1	1	1	4
11/10	at Ohio State	4	0-1-0.000	0-0-0.000	0-0-0.000	1-0-1	0	0	0	0	0	0
11/14	at SMU	11	0-1-0.000	0-0-0.000	0-0-0.000	1-2-3	1	0	1	2	0	0
11/17	ORAL ROBERTS	14	1-7-.143	0-0-0.000	0-0-0.000	4-1-5	0	0	1	0	0	2
11/23 #	vs. Penn State	5	0-0-0.000	0-0-0.000	2-2-1.000	1-0-1	0	0	0	1	0	2
11/24 #	vs. FAU	7	1-2-.500	0-0-0.000	0-0-0.000	1-1-2	1	0	0	1	0	2
11/26 #	vs. Iowa State	22	3-4-.750	0-0-0.000	0-0-0.000	2-5-7	3	0	0	2	0	6
11/29 &	at Virginia	14	0-1-0.000	0-0-0.000	5-6-.833	4-0-4	1	0	1	1	0	5
12/6	DEPAUL	16	2-3-.667	0-0-0.000	0-0-0.000	3-1-4	1	1	0	0	0	4
12/10	MEMPHIS	8	1-3-.333	0-0-0.000	0-0-0.000	3-1-4	1	0	0	0	0	2
12/16 %	vs. Houston	10	0-0-0.000	0-0-0.000	0-0-0.000	0-1-1	2	1	1	1	0	0
12/22	HCU											
12/30	PRAIRIE VIEW A&M	10	0-2-.000	0-0-0.000	0-0-0.000	3-0-3	0	0	2	0	0	0
1/6 *	LSU	10	0-0-0.000	0-0-0.000	1-2-.500	0-3-3	1	0	0	1	0	1
1/9 *	at Auburn	13	1-4-.250	0-0-0.000	0-0-0.000	1-3-4	3	0	1	1	0	2
1/13 *	KENTUCKY	25	1-5-.200	0-0-0.000	2-2-1.000	5-2-7	3	0	0	3	0	4
1/16 *	at Arkansas	17	0-2-.000	0-0-0.000	2-2-1.000	2-2-4	5	0	0	1	0	2
1/20 *	at LSU	8	0-1-0.000	0-0-0.000	2-2-1.000	1-1-2	0	1	0	0	0	2
1/23 *	MISSOURI	7	1-2-.500	0-0-0.000	0-0-0.000	0-1-1	1	0	0	0	0	2
1/27 *	OLE MISS	9	0-2-.000	0-0-0.000	0-0-0.000	3-0-3	1	0	1	0	0	0
2/3 *	FLORIDA	7	0-1-0.000	0-0-0.000	0-0-0.000	0-1-1	2	0	0	0	0	0
2/7 *	at Missouri	7	1-1-1.000	0-0-0.000	0-0-0.000	0-1-1	1	0	0	1	0	2
2/10 *	TENNESSEE	6	0-0-0.000	0-0-0.000	0-0-0.000	1-1-2	3	0	1	0	1	0
2/13 *	at Vanderbilt	6	0-0-0.000	0-0-0.000	0-0-0.000	1-1-2	0	0	0	0	0	0
2/17 *	at Alabama	3	0-0-0.000	0-0-0.000	0-0-0.000	0-0-0	0	0	0	0	0	0
2/20 *	ARKANSAS	5	0-3-.000	0-0-0.000	0-0-0.000	1-0-1	1	0	0	0	0	0
2/24 *	at Tennessee	10	0-1-0.000	0-0-0.000	0-0-0.000	0-0-0	1	0	0	1	0	0
2/28 *	SOUTH CAROLINA											
3/2 *	at Georgia											
3/6 *	MISSISSIPPI STATE											
3/9 *	at Ole Miss											

CAREER STATISTICS - ALL GAMES

	GP-GS	Min	Avg	FG-A	Pct	3FG-A	Pct	FT-A	Pct	O-D-Tot	Avg	PF	FO	A	TO	Blk	Stl	Pts	Avg
2019-20	30-8	291	9.7	28-46	.609	0-0	.000	17-37	.459	36-41-77	2.6	62	0	6	16	15	10	73	2.4
2020-21	21-15	387	18.4	52-89	.584	0-0	.000	25-39	.641	45-56-101	4.8	60	0	11	24	13	9	129	6.1
2021-22	29-28	604	20.8	77-130	.592	0-0	.000	37-64	.578	61-76-137	4.7	87	4	17	27	31	24	191	6.6
2022-23	28-25	550	19.6	59-137	.431	4-24	.167	31-41	.756	47-82-129	4.6	78	3	23	31	33	16	153	5.5
2023-24	26-23	268	10.3	13-47	.277	0-0	.000	16-18	.889	41-31-72	2.8	32	1	3	10	17	2	42	1.6
Total	134-98	2101	15.8	229-449	.510	4-24	.167	126-199	.633	230-286-516	3.9	319	8	60	108	109	61	588	4.5

*Spent three seasons at South Carolina (2019-22) and a season at UMass (2022-23)

2019-23 (At UMass, South Carolina)

Started 76 games while seeing action in 108 career games for South Carolina (2019-22) and UMass (2022-23) ... Playing for head coach Frank Martin at both schools, Leveque posted 546 points, 444 rebounds and 92 blocks in four seasons of action ... A consistently strong offensive rebounder, 42.6 percent of his total rebounds have come off the offensive glass ... Tallied his career highs in points and rebounds with 16 points vs. Kentucky and 11 rebounds vs. Western Kentucky, both in 2021-22 ... While at South Carolina, Leveque helped the Gamecocks to a 4-0 mark against the Maroon & White while chipping in 16 points, 12 rebounds and four blocks ... At UMass in 2022-23, Leveque led the Minutemen with 33 blocks and was third on the team with 129 rebounds while starting 25 times in 28 games played ... Averaged 5.5 points and 4.6 rebounds for the season ... Helped UMass win the Myrtle Beach Invitational crown while setting a tournament record with a career-high five blocks against the Colorado Buffaloes ... Posted a double-double with 11 points and 10 rebounds in a road win over South Florida and had a season-high 12 points against George Mason.

High School

All-NEPSAC Class AA honoree after senior season at Gould Academy ... Averaged 14 points, 13 rebounds, and two blocks per game as a junior at Gould ... Tabbed the No. 2 ranked player in Massachusetts by ESPN.





ANDERSSON GARCIA

SENIOR • FORWARD • 6-7 • 215

MOCA, DOMINICAN REPUBLIC • HAMILTON HEIGHTS (TN) • MISSISSIPPI STATE

MAJOR: RECREATION, PARK & TOURISM SCIENCE

mamba__11

mamba11

11

SEASON HIGHS

CAREER HIGHS

PTS	11	2x, last vs. Missouri (1/23/24)	PTS	14	at Texas A&M (3/5/22)
RBS	19	vs. HCU (12/22/23)	RBS	19	vs. HCU (12/22/23)
AST	5	at Missouri (2/7/24)	AST	5	at Missouri (2/7/24)
STL	5	vs. Kentucky (1/13/24)	STL	5	vs. Kentucky (1/13/24)
BLK	2	4x, last at Missouri (2/7/24)	BLK	2	6x, last at Missouri (2/7/24)
3PM	2	at LSU (1/20/24)	3PM	2	at LSU (1/20/24)
MIN	36	at Arkansas (1/16/24)	MIN	36	at Arkansas (1/16/24)

GAME-BY-GAME STATISTICS

		Min	FG-A-Pct	3FG-A-Pct	FT-A-Pct	O-D-Tot	PF	A	TO	Blk	Stl	Pts
11/6	TAMU-COMMERCE	20	0-2-.000	0-1-.000	0-0-.000	1-2-3	1	1	0	0	1	0
11/10	at Ohio State	26	1-3-.333	0-0-.000	2-2-1.000	7-6-13	5	0	1	1	0	4
11/14	at SMU	29	1-5-.200	0-0-.000	4-4-1.000	4-2-6	2	2	0	1	0	6
11/17	ORAL ROBERTS	23	0-4-.000	0-1-.000	2-2-1.000	3-4-7	2	1	0	2	0	2
11/23 #	vs. Penn State	28	1-1-1.000	0-0-.000	0-0-.000	4-1-5	2	4	0	0	1	2
11/24 #	vs. FAU	32	0-0-.000	0-0-.000	2-2-1.000	6-7-13	5	0	2	1	2	2
11/26 #	vs. Iowa State	29	4-4-1.000	0-0-.000	1-4-.250	3-3-6	2	2	1	0	4	9
11/29 &	at Virginia	28	1-1-1.000	0-0-.000	0-0-.000	1-4-5	2	1	2	0	2	2
12/6	DEPAUL	22	3-3-1.000	1-1-1.000	2-3-.667	2-3-5	1	2	0	1	2	9
12/10	MEMPHIS	26	1-2-.500	0-1-.000	4-6-.667	7-7-14	4	2	2	1	2	6
12/16 %	vs. Houston	28	2-4-.500	0-1-.000	1-2-.500	3-1-4	4	1	0	1	0	5
12/22	HCU	35	3-8-.375	1-1-1.000	2-4-.500	9-10-19	2	4	3	2	1	9
12/30	PRAIRIE VIEW A&M	32	2-4-.500	0-1-.000	7-10-.700	4-8-12	4	2	1	0	1	11
1/6 *	LSU	32	2-5-.400	0-0-.000	1-2-.500	3-2-5	4	1	3	0	0	5
1/9 *	at Auburn	30	1-4-.250	1-1-1.000	3-4-.750	6-7-13	4	2	2	0	4	6
1/13 *	KENTUCKY	29	2-4-.500	0-0-.000	1-2-.500	4-4-8	2	1	0	0	5	5
1/16 *	at Arkansas	36	5-5-1.000	0-0-.000	0-2-.000	5-7-12	3	0	0	2	1	10
1/20 *	at LSU	32	3-4-.750	2-3-.667	2-2-1.000	6-4-10	2	4	0	0	1	10
1/23 *	MISSOURI	28	2-4-.500	0-1-.000	7-8-.875	2-5-7	2	0	0	1	1	11
1/27 *	OLE MISS	32	3-4-.750	0-1-.000	0-2-.000	3-3-6	4	3	1	1	2	6
2/3 *	FLORIDA	30	3-6-.500	0-1-.000	3-4-.750	4-2-6	4	1	1	0	3	9
2/7 *	at Missouri	33	2-3-.667	0-0-.000	3-4-.750	8-8-16	2	5	3	2	1	7
2/10 *	TENNESSEE	33	1-2-.500	0-0-.000	4-6-.667	9-8-17	3	0	1	0	0	6
2/13 *	at Vanderbilt	25	2-3-.667	0-0-.000	0-0-.000	2-4-6	1	1	0	1	0	4
2/17 *	at Alabama	19	0-2-.000	0-0-.000	3-4-.750	8-4-12	5	1	1	0	2	3
2/20 *	ARKANSAS	31	2-3-.667	1-1-1.000	3-4-.750	7-8-15	5	0	2	1	1	8
2/24 *	at Tennessee	27	0-2-.000	0-1-.000	0-0-.000	2-6-8	3	2	1	0	4	0
2/28 *	SOUTH CAROLINA											
3/2 *	at Georgia											
3/6 *	MISSISSIPPI STATE											
3/9 *	at Ole Miss											

CAREER STATISTICS - ALL GAMES

	GP-GS	Min	Avg	FG-A	Pct	3FG-A	Pct	FT-A	Pct	O-D-Tot	Avg	PF	FO	A	TO	Blk	Stl	Pts	Avg
2020-21	11-0	35	3.2	11-18	.611	2-4	.500	1-4	.250	8-4-12	1.1	2	0	4	3	1	4	25	2.3
2021-22	33-3	486	14.7	49-90	.544	5-16	.313	40-69	.580	47-93-140	4.2	54	1	46	41	7	37	143	4.3
2022-23	34-1	561	16.5	33-65	.508	4-10	.400	38-53	.717	70-79-149	4.4	84	6	27	26	7	20	108	3.2
2023-24	27-4	775	28.7	47-92	.511	6-16	.375	57-83	.687	123-130-253	9.4	80	4	43	27	18	41	157	5.8
TOTAL	105-8	1860	17.5	140-265	.528	17-46	.370	136-209	.651	248-306-554	5.3	220	11	120	97	33	102	433	4.2

*Spent two seasons at Mississippi State (2020-22)

2022-23 (Junior)

One of the SEC's top rebounders and defenders off the bench ... Was the SEC's top rebounder off the bench with a league-best 69 offensive boards and 142 total rebounds ... Garcia's 69 offensive boards off the bench ranked No. 6 nationally and No. 1 among players in the power five leagues ... Was the Aggies' bench leader in points (105), offensive, defensive and total rebounds, steals (20) and free throws made and attempted (35-of-49) ... For the season, Garcia averaged 3.2 points and 4.4 rebounds per game while seeing action in 34 games with one start (at DePaul) ... scored a season-high 11 points twice (vs. Auburn (2/7), at Mississippi State (2/25)) and grabbed a season-best 10 rebounds vs. Arkansas (2/15) ... team was 15-2 when he scored three or more points and 12-2 when he logged five or more rebounds.

2021-22 (Sophomore at Mississippi State)

Garcia saw action in 33 games where he broke into the starting lineup during State's three postseason contests (March 10-16) ... Improved his season averages to 4.3 points, 4.2 rebounds, 1.4 assists and 1.1 steals per game ... Eight of his top nine scoring efforts came against SEC opponents ... State won 10 of 13 games when Garcia scored at least six points ... Grabbed five or more rebounds 14 times, handed out multiple assists on 13 occasions and collected multiple steals 12 times ... Amassed 6.9 points, 7.3 rebounds, 2.3 assists and 1.7 steals per game over his last nine appearances (Feb. 18-March 16).

2020-21 (Freshman at Mississippi State)

Garcia made 11 appearances off the bench where he averaged 2.3 points, 1.1 rebounds, 0.4 assists and 0.4 steals per game.

High School

Prepped under Zach Ferrell at Hamilton Heights Christian Academy in Chatanooga, Tennessee ... Posted 9.0 points, 9.6 rebounds and 3.7 assists per game and shot 61 percent from the floor during his senior season ... Hamilton Heights went 28-3, won the NACA National Championship and earned a USA Today top 20 national finish in 2019-20 ... Played the AAU circuit for the Atlanta Celtics where he won the 2019 Adidas Gauntlet U17 in Birmingham..





SOLOMON WASHINGTON

SOPHOMORE • FORWARD • 6-7 • 220

NEW ORLEANS, LA. • CARVER HIGH SCHOOL

MAJOR: GENERAL STUDIES

nolimitssa_1 nolimit_sa

13

SEASON HIGHS

CAREER HIGHS

PTS	18	vs. Iowa State (11/26/23)	PTS	18	vs. Iowa State (11/26/23)
RBS	10	vs. Arkansas (2/20/24)	RBS	10	vs. Arkansas (2/20/24)
AST	5	vs. HCU (12/22/23)	AST	5	vs. HCU (12/22/23)
STL	3	vs. Memphis (12/10/23)	STL	3	vs. Memphis (12/10/23)
BLK	3	3x, last vs. Tennessee (2/10/24)	BLK	3	3x, last vs. Tennessee (2/10/24)
3PM	3	vs. Iowa State (11/26/23)	3PM	3	vs. Iowa State (11/26/23)
MIN	34	at LSU (1/20/24)	MIN	34	at LSU (1/20/24)

GAME-BY-GAME STATISTICS

		Min	FG-A-Pct	3FG-A-Pct	FT-A-Pct	O-D-Tot	PF	A	TO	Blk	Stl	Pts
11/6	TAMU-COMMERCE	23	4-9-.444	1-3-.333	1-1-1.000	2-5-7	2	1	0	0	0	10
11/10	at Ohio State	14	0-1-.000	0-1-.000	1-2-.500	0-4-4	4	0	0	0	0	1
11/14	at SMU	12	1-2-.500	0-0-.000	2-2-1.000	1-3-4	5	0	0	2	0	4
11/17	ORAL ROBERTS	14	2-6-.333	0-3-.000	0-0-.000	4-1-5	1	0	0	1	1	4
11/23 #	vs. Penn State	15	3-3-1.000	0-0-.000	0-0-.000	2-1-3	3	1	0	0	0	6
11/24 #	vs. FAU	27	1-5-.200	0-1-.000	4-4-1.000	5-3-8	2	1	0	1	0	6
11/26 #	vs. Iowa State	30	6-9-.667	3-4-.750	3-5-.600	1-5-6	3	1	1	0	1	18
11/29 &	at Virginia	16	1-4-.250	0-3-.000	0-0-.000	1-2-3	0	0	0	0	2	2
12/6	DEPAUL	14	1-2-.500	0-0-.000	0-1-.000	2-1-3	4	1	0	0	1	2
12/10	MEMPHIS	17	2-2-1.000	0-0-.000	1-2-.500	1-1-2	2	0	0	0	3	5
12/16 %	vs. Houston	21	2-3-.667	0-1-.000	2-2-1.000	5-2-7	1	0	1	1	0	6
12/22	HCU	26	1-4-.250	0-2-.000	2-2-1.000	3-2-5	0	5	0	1	0	4
12/30	PRAIRIE VIEW A&M	11	1-2-.500	0-0-.000	1-1-1.000	2-1-3	2	0	2	1	1	3
1/6	* LSU											
1/9	* at Auburn											
1/13	* KENTUCKY	25	3-5-.600	1-2-.500	0-0-.000	4-5-9	3	0	1	2	2	7
1/16	* at Arkansas	18	1-1-1.000	1-1-1.000	2-4-.500	2-2-4	5	1	0	0	0	5
1/20	* at LSU	34	2-5-.400	0-3-.000	1-5-.200	3-4-7	0	0	0	3	0	5
1/23	* MISSOURI	26	1-7-.143	0-1-.000	1-2-.500	4-4-8	2	1	3	0	1	3
1/27	* OLE MISS	21	1-5-.200	0-2-.000	3-4-.750	1-1-2	2	0	2	0	1	5
2/3	* FLORIDA	30	3-5-.600	1-2-.500	3-3-1.000	0-4-4	1	3	0	3	1	10
2/7	* at Missouri	18	2-5-.400	0-1-.000	0-0-.000	0-1-1	4	0	1	0	0	4
2/10	* TENNESSEE	30	4-8-.500	1-2-.500	2-2-1.000	3-4-7	2	2	2	3	0	11
2/13	* at Vanderbilt	32	3-5-.600	1-2-.500	0-0-.000	0-3-3	2	2	0	1	1	7
2/17	* at Alabama	31	5-9-.556	0-2-.000	4-7-.571	5-3-8	2	0	1	0	1	14
2/20	* ARKANSAS	24	1-6-.167	0-1-.000	5-7-.714	4-6-10	3	1	2	2	0	7
2/24	* at Tennessee	19	2-5-.400	0-2-.000	2-2-1.000	2-1-3	2	0	1	0	0	6
2/28	* SOUTH CAROLINA											
3/2	* at Georgia											
3/6	* MISSISSIPPI STATE											
3/9	* at Ole Miss											

CAREER STATISTICS - ALL GAMES

	GP-GS	Min	Avg	FG-A	Pct	3FG-A	Pct	FT-A	Pct	O-D-Tot	Avg	PF	FO	A	TO	Blk	Stl	Pts	Avg
2022-23	31-4	376	12.1	33-69	.478	4-15	.267	28-35	.800	40-49-89	2.9	58	1	10	15	16	15	98	3.2
2023-24	25-12	548	21.9	53-118	.449	9-39	.231	40-58	.690	57-69-126	5.0	57	2	20	17	21	16	155	6.2
TOTAL	56-16	924	16.5	86-187	.460	13-54	.241	68-93	.731	97-118-215	3.8	115	3	30	32	37	31	253	4.5

2022-23 (Freshman)

Made four starts while seeing action in 31 games in his first season in Aggieland ... Provided an offensive and defensive spark off the bench ... Consistently strong on the offensive glass, Washington ranked No. 7 in the SEC with 33 offensive boards off the bench ... Among SEC bench players, "Solo" tied for 12th in blocked shots (14) and ranked No. 14 in total rebounds (75) ... Chipped in 3.2 points and 2.9 rebounds per game for the season ... Ranked second on the team in free throw percentage, hitting 28-of-35 from the charity stripe ... Scored a season-high 12 points against Colorado in the Myrtle Beach Invitational (11/18) ... Pulled down a season-high seven boards (three offensive) in the Aggies' 67-61 win over No. 2 Alabama ... Played 10 or more minutes in 22 games with a high of 19 minutes twice (vs. Boise State, vs. Oregon State).

High School

Was named the 2022 Gatorade Louisiana Boys Basketball Player of the Year ... Rated as a three-star prospect and the No. 1 ranked recruit from Louisiana in the 247Sports Composite ... Led the George Washington Carver Collegiate Academy to a 33-5 record and a Class 4A state championship after averaging 14.9 points, 11.1 rebounds, 3.0 assists, 2.6 blocks and 2.4 steals per game in 2021-22 ... Recorded 23 double-doubles, including a 14-point, 20-rebound performance in the state championship game in which he also had nine assists and six blocks ... Was a two-time first team all-state selection and amassed 1,642 points and 1,435 rebounds in his career ... Maintained a 3.05 GPA in the classroom, and volunteered locally with Thrive New Orleans and as a youth camp counselor.





HENRY COLEMAN III

JUNIOR • FORWARD • 6-8 • 245

RICHMOND, VA. • TRINITY EPISCOPAL SCHOOL • DUKE

MAJOR: POLITICAL SCIENCE

hencoleman3

henrycoleman3

15

SEASON HIGHS

CAREER HIGHS

PTS	24	vs. Penn State (11/23/23)	PTS	27	vs North Florida (11/10/21)
RBS	15	at SMU (11/14/23)	RBS	15	3x, last at SMU (11/14/23)
AST	3	vs. DePaul (12/6/23)	AST	6	at DePaul (11/25/22)
STL	2	6x, last vs. Missouri (1/23/24)	STL	5	vs Florida (3/10/22)
BLK	-	-	BLK	2	3x, last at LSU (1/26/22)
3PM	-	-	3PM	-	-
MIN	37	vs. Houston (12/16/23)	MIN	41	vs Florida (3/10/22)

GAME-BY-GAME STATISTICS

		Min	FG-A-Pct	3FG-A-Pct	FT-A-Pct	O-D-Tot	PF	A	TO	Blk	Stl	Pts
11/6	TAMU-COMMERCE	22	0-0-.000	0-0-.000	1-2-.500	2-6-8	2	1	2	0	0	1
11/10	at Ohio State	36	8-14-.571	0-0-.000	4-4-1.000	4-7-11	1	2	0	0	0	20
11/14	at SMU	32	4-6-.667	0-0-.000	5-5-1.000	6-9-15	2	2	1	0	1	13
11/17	ORAL ROBERTS	30	7-7-1.000	0-0-.000	5-6-.833	5-5-10	3	0	0	0	0	19
11/23 #	vs. Penn State	33	8-11-.727	0-0-.000	8-10-.800	2-4-6	1	1	0	0	1	24
11/24 #	vs. FAU	14	4-5-.800	0-0-.000	0-0-.000	0-0-0	1	1	0	0	1	8
11/26 #	vs. Iowa State											
11/29 &	at Virginia	35	8-14-.571	0-0-.000	0-0-.000	7-7-14	1	1	1	0	2	16
12/6	DEPAUL	26	6-10-.600	0-0-.000	1-1-1.000	5-4-9	0	3	0	0	2	13
12/10	MEMPHIS	27	2-5-.400	0-0-.000	2-2-1.000	1-5-6	1	2	1	0	2	6
12/16 %	vs. Houston	37	2-7-.286	0-1-.000	2-5-.400	3-9-12	2	2	1	0	2	6
12/22	HCU	26	3-6-.500	0-0-.000	2-4-.500	3-2-5	2	1	0	0	2	8
12/30	PRAIRIE VIEW A&M	30	9-12-.750	0-0-.000	2-7-.286	7-6-13	0	1	1	0	1	20
1/6 *	LSU	31	0-3-.000	0-0-.000	4-4-1.000	0-4-4	0	0	0	0	1	4
1/9 *	at Auburn	35	7-1-.636	0-0-.000	3-3-1.000	2-3-5	1	0	7	0	1	17
1/13 *	KENTUCKY	22	2-3-.667	0-0-.000	0-0-.000	0-2-2	1	0	2	0	0	4
1/16 *	at Arkansas											
1/20 *	at LSU	11	1-1-1.000	0-0-.000	0-0-.000	0-1-1	0	0	0	0	0	2
1/23 *	MISSOURI	26	1-5-.200	0-0-.000	8-12-.667	2-3-5	0	2	1	0	2	10
1/27 *	OLE MISS	22	3-6-.500	0-0-.000	1-4-.250	4-3-7	3	0	1	0	0	7
2/3 *	FLORIDA	15	0-3-.000	0-0-.000	0-0-.000	1-1-2	0	0	0	0	0	0
2/7 *	at Missouri	20	4-6-.667	0-0-.000	0-1-.000	2-3-5	0	1	1	0	1	8
2/10 *	TENNESSEE	17	1-1-1.000	0-0-.000	0-0-.000	0-4-4	2	0	1	0	1	2
2/13 *	at Vanderbilt	22	3-6-.500	0-0-.000	7-7-1.000	3-1-4	0	0	3	0	0	13
2/17 *	at Alabama	30	5-11-.455	0-1-.000	2-2-1.000	4-1-5	1	1	0	1	1	12
2/20 *	ARKANSAS	23	3-7-.429	0-0-.000	6-12-.500	2-4-6	2	0	0	0	0	12
2/24 *	at Tennessee	28	3-7-.429	0-0-.000	3-6-.500	2-6-8	3	0	0	0	0	9
2/28 *	SOUTH CAROLINA											
3/2 *	at Georgia											
3/6 *	MISSISSIPPI STATE											
3/9 *	at Ole Miss											

CAREER STATISTICS - ALL GAMES

	GP-GS	Min	Avg	FG-A	Pct	3FG-A	Pct	FT-A	Pct	O-D-Tot	Avg	PF	FO	A	TO	Blk	Stl	Pts	Avg
2020-21	19-0	95	5.0	10-20	.500	0-1	.000	1-5	.200	13-13-26	1.4	5	0	3	5	6	3	21	1.1
2021-22	39-36	1043	26.7	160-285	.561	0-3	.000	109-159	.686	102-140-242	6.2	90	3	24	40	16	50	429	11.0
2022-23	35-31	948	27.1	118-222	.532	0-2	.000	80-113	.708	79-122-201	5.7	63	1	33	53	4	30	316	9.0
2023-24	25-15	650	26.0	94-167	.563	0-2	.000	66-97	.680	67-100-167	6.7	29	0	21	23	1	21	254	10.2
TOTAL	118-82	2773	23.1	382-694	.550	0-8	.000	256-374	.685	261-376-637	5.4	187	4	81	121	27	104	1,020	8.6

*Spent the 2020-21 season at Duke

- 2023 SEC Community Service Team
- Chair, SEC Basketball Leadership Council
- Participant, SEC Spring Meetings 2022, 2023
- SEC Player of the Week (11/20/23)

2022-23 (Junior)

Averaged 9.0 points and 5.7 rebounds while playing in all 35 games with 31 starts ... team leader in total rebounds with 201 and offensive boards with 79 ... had five double-doubles in points and rebounds, including an 18-point/15-rebound effort on the road against Arkansas (1/31) ... also had double-doubles vs. Abilene Christian (13-11 on 11/11), Missouri (10-10 on 1/11), South Carolina (12-11 on 1/14) and Arkansas (16-11 on 3/10) ... Posted 17 games with double-digit points, including a season-high of 24 vs. Northwestern State (12/27) ... had five games with 10 or more rebounds (season high of 15 at Arkansas, 1/31).

2021-22 (Sophomore)

Appeared in 39 games making 26 starts ... Ranked second on the team in scoring at 11.0 points per game and tied for the team lead with 6.2 rebounds per game ... Scored a career-high 27 points in the season-opening win over North Florida (11/10) ... Registered five double-doubles, all of which came against SEC teams.

2020-21 (Freshman at Duke)

Appeared in 19 games as a freshman, including each of the final 11 contests of the season ... Shot 10-of-20 (.500) from the field and averaged 1.1 points with 1.4 rebounds per contest.

High School

A four-star power forward ... Ranked as the No. 52 player overall, the No. 10 power forward and the No. 5 player in the state of Virginia in ESPN 100's rankings for the class of 2020 ... Averaged 22.8 points, 12.8 rebounds and 3.4 assists per game as a senior at Trinity Episcopal School ... Put up 25.6 points and 12.1 rebounds per contest as a junior.

Personal

Father, Hank, played football at Virginia Tech (1991-95) ... was the senior class president at Trinity Episcopal School ... Named to Scholar and Head Master's List in high school ... Also played baseball in high school.





TYRECE RADFORD

SENIOR • GUARD • 6-3 • 190

BATON ROUGE, LA. • MCKINLEY • VIRGINIA TECH

MAJOR: RECREATION & YOUTH DEVELOPMENT

tyreceradford23 23oots

23

SEASON HIGHS

CAREER HIGHS

PTS	28	vs. Kentucky (1/13/24)	PTS	31	at DePaul (11/25/22)
RBS	9	at LSU (1/20/24)	RBS	14	vs Alcorn (3/15/22)
AST	5	vs. Tennessee (2/10/24)	AST	6	3x, last at Arkansas (1/31/23)
STL	3	at Auburn (1/9/24)	STL	4	at Wake Forest (1/14/20)
BLK	1	2x, last at Alabama (2/17/24)	BLK	2	6x, last vs South Carolina (1/19/22)
3PM	4	at SMU (11/14/23)	3PM	5	vs Auburn (3/11/22)
MIN	39	2x, last vs. Tennessee (2/10/24)	MIN	50	vs Miami (2/19/20)

GAME-BY-GAME STATISTICS

		Min	FG-A-Pct	3FG-A-Pct	FT-A-Pct	O-D-Tot	PF	A	TO	Blk	Stl	Pts
11/6	TAMU-COMMERCE	23	4-8-.500	0-1-.000	1-2-.500	1-3-4	1	4	0	1	0	9
11/10	at Ohio State	35	8-17-.471	1-5-.200	4-6-.667	2-3-5	2	0	1	0	0	21
11/14	at SMU	32	7-15-.467	4-7-.571	3-5-.600	2-5-7	2	3	1	0	1	21
11/17	ORAL ROBERTS	31	4-12-.333	1-4-.250	2-3-.667	2-3-5	1	4	0	0	0	11
11/23 #	vs. Penn State	33	7-12-.583	0-2-.000	0-0-.000	2-4-6	1	1	0	0	0	14
11/24 #	vs. FAU	18	1-2-.500	0-0-.000	0-0-.000	2-0-2	2	1	1	0	1	2
11/26 #	vs. Iowa State											
11/29 &	at Virginia											
12/6	DEPAUL											
12/10	MEMPHIS	24	3-9-.333	0-5-.000	2-2-1.000	1-1-2	2	1	0	0	0	8
12/16 %	vs. Houston											
12/22	HCU											
12/30	PRAIRIE VIEW A&M	20	3-10-.300	0-1-.000	5-6-.833	5-2-7	0	3	0	1	0	11
1/6 *	LSU	34	4-18-.222	2-7-.286	1-2-.500	4-2-6	1	2	3	0	1	11
1/9 *	at Auburn	34	4-13-.308	1-2-.500	5-6-.833	3-4-7	2	3	3	0	3	14
1/13 *	KENTUCKY	39	11-22-.500	3-6-.500	3-9-.333	5-4-9	2	4	2	0	0	28
1/16 *	at Arkansas	37	2-15-.133	0-5-.000	2-2-1.000	3-2-5	3	2	0	0	0	6
1/20 *	at LSU	37	6-18-.333	1-6-.167	2-2-1.000	5-4-9	1	2	0	0	1	15
1/23 *	MISSOURI	29	3-8-.375	1-4-.250	4-7-.571	4-3-7	3	2	0	0	0	11
1/27 *	OLE MISS	36	5-16-.313	0-4-.000	3-4-.750	0-3-3	0	2	0	0	0	13
2/3 *	FLORIDA	38	10-16-.625	2-3-.667	4-7-.571	2-3-5	1	2	3	0	1	26
2/7 *	at Missouri	33	8-15-.533	1-2-.500	5-6-.833	2-2-4	1	0	0	0	0	22
2/10 *	TENNESSEE	39	9-17-.529	2-7-.286	7-9-.778	1-4-5	2	5	2	0	0	27
2/13 *	at Vanderbilt	28	6-10-.600	1-2-.500	4-4-1.000	0-1-1	3	4	4	0	0	17
2/17 *	at Alabama	32	10-17-.588	0-2-.000	2-4-.500	3-1-4	1	1	5	1	1	22
2/20 *	ARKANSAS	35	5-16-.313	0-2-.000	2-3-.667	3-5-8	2	2	1	1	0	12
2/24 *	at Tennessee	25	4-16-.250	2-9-.222	1-1-1.000	2-2-4	1	2	3	0	0	11
2/28 *	SOUTH CAROLINA											
3/2 *	at Georgia											
3/6 *	MISSISSIPPI STATE											
3/9 *	at Ole Miss											

CAREER STATISTICS - ALL GAMES

	GP-GS	Min	Avg	FG-A	Pct	3FG-A	Pct	FT-A	Pct	O-D-Tot	Avg	PF	FO	A	TO	Blk	Stl	Pts	Avg
2019-20	32-29	847	26.5	134-222	.604	1-12	.083	56-81	.691	70-129-199	6.2	47	0	55	25	10	31	325	10.2
2020-21	18-18	583	32.4	82-149	.550	7-24	.292	49-64	.766	35-72-107	5.9	28	0	37	18	7	10	220	12.2
2021-22	40-40	1203	30.1	168-345	.487	47-117	.402	51-76	.671	91-158-249	6.2	54	1	57	52	12	46	434	10.9
2022-23	35-35	1091	31.2	137-355	.386	42-134	.313	148-186	.796	63-122-185	5.3	63	1	85	64	9	30	464	13.3
2023-24	22-21	692	31.5	124-302	.411	22-86	.256	62-90	.689	54-61-115	5.2	34	0	50	29	4	9	332	15.1
TOTAL	147-143	4413	30.0	645-1373	.470	119-373	.319	366-497	.736	313-542-855	5.8	226	2	284	188	42	126	1775	12.1

*Spent two seasons at Virginia Tech (2019-21)

- 2023-24 Preseason All-SEC Second Team (Coaches)
- 2023 All-SEC Second Team (Coaches)
- SEC Player of the Week (2/12/24)

2022-23 (Senior)

Started every game for the second straight year with 35 starts ... Earned second-team All-SEC honors after scoring 13.3 points and pulling down 5.3 rebounds per game in 2022-23 ... Radford was only SEC player under 6-foot-7 to average more than 13.0 points/5.0 rebounds per game ... A force in the paint despite his 6-foot-2 height, Radford's 1.8 offensive rebounds/game ranked No. 2 nationally while his total rebounds average ranked No. 10. ... Connected on 79.6 percent of his attempts from the charity stripe ... Had 26 games with double-digit points.

2021-22 (Junior)

Started in all 40 games and tied for the team lead in rebounding at 6.2 per game ... Averaged 10.9 points per game, which ranked third on the team ... Scored in double figures in 26 games.

2020-21 (Sophomore at Virginia Tech)

Saw action in 18 games with 18 starts ... Averaged 12.2 points and 5.9 rebounds per game... Had a season-high 21 points vs. South Florida on 11/29 and 20 points vs. North Carolina in the ACC Tournament ... Dropped 18 points against seventh-seeded Florida (3/19) in the first round of the NCAA Tournament, while posting four rebounds and two assists.

2019-20 (Redshirt Freshman at Virginia Tech)

Played in all 32 games, drawing 29 starts ... Finished with the 17th-best offensive efficiency rating (no minimum usage rate) in the nation at 126.1, according to KenPom ... Was one of only two ACC players and one of seven high-majors to finish the season averaging more than 10 points, six rebounds and shooting over 60 percent.

2018-19

Redshirted.

High School

Attended McKinley High School in Baton Rouge, Louisiana, starting four years ... All-Metro performer at McKinley as a senior ... Averaged 22.0 points, 6.0 rebounds and 4.0 assists as a senior, leading Panthers to state semifinals ... Second team All-State as a senior ... First team all-district and All-Metro and second-team Class 5A all-state performer, averaging 17.8 points, 4.5 rebounds and 4.2 assists as a junior.





MANNY OBASEKI 35

SOPHOMORE • GUARD • 6-4 • 189

ALLEN, TEXAS • JOHN PAUL II

MAJOR: BUSINESS ADMINISTRATION

mannyobaseki aisoxxsa

SEASON HIGHS

CAREER HIGHS

PTS	21	vs. Memphis (12/10/23)	PTS	21	vs. Memphis (12/10/23)
RBS	4	2x, last vs. FAU (11/24/23)	RBS	9	vs. Northwestern State (12/21/21)
AST	2	2x, last vs. DePaul (12/6/23)	AST	4	vs. Georgia (2/22/22)
STL	2	vs. HCU (12/22/23)	STL	2	5x, last vs. HCU (12/22/23)
BLK	2	vs. ORU (11/17/23)	BLK	2	2x, last vs. ORU (11/17/23)
3PM	2	vs. Memphis (12/10/23)	3PM	2	4x, last vs. Memphis (12/10/23)
MIN	22	2x, last vs. Memphis (12/10/23)	MIN	30	vs. Washington State (3/29/22)

GAME-BY-GAME STATISTICS

		Min	FG-A-Pct	3FG-A-Pct	FT-A-Pct	O-D-Tot	PF	A	TO	Blk	Stl	Pts
11/6	TAMU-COMMERCE	9	0-1-.000	0-0-.000	0-0-.000	0-0-0	0	2	1	1	1	0
11/10	at Ohio State	5	0-0-.000	0-0-.000	0-0-.000	0-1-1	1	1	0	0	0	0
11/14	at SMU	9	2-4-.500	1-2-.500	0-0-.000	0-0-0	1	1	0	0	0	5
11/17	ORAL ROBERTS	8	2-7-.286	1-3-.333	2-2-1.000	1-3-4	1	1	0	2	0	7
11/23 #	vs. Penn State	7	2-3-.667	0-0-.000	0-0-.000	0-0-0	1	0	1	0	0	4
11/24 #	vs. FAU	18	6-12-.500	1-2-.500	0-1-.000	2-2-4	3	0	2	0	1	13
11/26 #	vs. Iowa State	16	1-7-.143	0-2-.000	0-0-.000	1-2-3	4	1	3	0	1	2
11/29 &	at Virginia	9	0-3-.000	0-2-.000	0-0-.000	0-0-0	1	0	1	0	0	0
12/6	DEPAUL	22	4-7-.571	1-1-1.000	1-2-.500	0-0-0	1	2	2	0	0	10
12/10	MEMPHIS	22	7-13-.538	2-6-.333	5-6-.833	0-1-1	2	0	1	0	0	21
12/16 %	vs. Houston	9	0-5-.000	0-0-.000	0-0-.000	0-1-1	0	1	0	0	0	0
12/22	HCU	19	1-7-.143	0-0-.000	2-2-1.000	1-1-2	4	0	0	0	2	4
12/30	PRAIRIE VIEW A&M	14	2-3-.667	0-1-.000	2-9-.222	0-1-1	2	1	0	0	2	6
1/6 *	LSU	8	1-2-.500	0-1-.000	1-4-.250	0-0-0	1	0	1	0	0	3
1/9 *	at Auburn	5	0-2-.000	0-0-.000	0-0-.000	1-0-1	1	0	0	0	0	0
1/13 *	KENTUCKY	11	2-4-.500	0-2-.000	1-1-1.000	0-1-1	2	1	0	0	0	5
1/16 *	at Arkansas	9	0-2-.000	0-0-.000	0-0-.000	0-0-0	2	0	2	0	0	0
1/20 *	at LSU	6	1-3-.333	1-1-1.000	0-2-.000	0-1-1	0	0	0	0	0	3
1/23 *	MISSOURI											
1/27 *	OLE MISS	1	0-1-.000	0-0-.000	0-0-.000	0-0-0	0	0	0	0	0	0
2/3 *	FLORIDA	14	1-4-.250	0-0-.000	0-4-.000	0-2-2	0	0	0	0	0	2
2/7 *	at Missouri	5	0-3-.000	0-0-.000	0-0-.000	0-0-0	0	0	0	0	0	0
2/10 *	TENNESSEE	8	2-4-.500	1-3-.333	1-2-.500	0-0-0	2	0	0	1	1	6
2/13 *	at Vanderbilt	5	0-0-.000	0-0-.000	0-0-.000	0-0-0	1	0	0	0	0	0
2/17 *	at Alabama	13	1-5-.200	1-2-.500	2-2-1.000	0-1-1	2	0	1	0	0	5
2/20 *	ARKANSAS	1	0-0-.000	0-0-.000	1-2-.500	0-0-0	1	1	0	0	0	1
2/24 *	at Tennessee	20	2-6-.333	0-2-.000	0-0-.000	0-1-1	3	1	1	0	2	4
2/28 *	SOUTH CAROLINA											
3/2 *	at Georgia											
3/6 *	MISSISSIPPI STATE											
3/9 *	at Ole Miss											

CAREER STATISTICS - ALL GAMES

	GP-GS	Min	Avg	FG-A	Pct	3FG-A	Pct	FT-A	Pct	O-D-Tot	Avg	PF	FO	A	TO	Blk	Stl	Pts	Avg
2021-22	38-17	497	13.1	48-136	.353	7-29	.241	32-54	.593	21-48-69	1.8	43	1	28	24	11	18	135	3.6
2022-23	20-0	276	13.8	36-84	.429	5-13	.385	27-36	.750	3-25-28	1.4	29	1	19	26	3	7	104	5.2
2023-24	26-0	273	10.5	37-108	.343	9-30	.300	18-39	.462	6-18-24	0.9	36	0	13	16	4	10	101	3.9
TOTAL	84-17	1044	12.4	121-328	.369	21-72	.292	77-129	.597	30-91-121	1.4	108	2	60	66	18	35	340	4.0

2022-23 (Sophomore)

Averaged 5.2 points per game to rank as the Aggies' top scoring option off the bench ... Provided instant offense as his 5.2 points average ranked No. 2 in the SEC among bench players that played less than 15 minutes per game ... Saw action in 20 games, all as a reserve, as he missed 15 games due to a broken bone in his hand suffered in the SEC opener against Florida (1/4) ... Connected on 38.5 percent of his 3-point attempts, which was second-best on the team ... Had a season-high 14 points on the road against Memphis (12/17) ... Collected a season-high five rebounds against Murray State (11/17) ... Recorded two steals against Oregon State (12/11).

2021-22 (Freshman)

Played in 38 games with 17 starts ... Averaged 3.6 points and 1.8 rebounds ... Registered season highs in points (19) and rebounds (9) in the win over Northwestern State (12/21) ... Tallied 19 points in the win over Georgia (2/22) ... Poured in 14 points against Washington State (3/29) in the NIT semifinal ... Added 11 points and seven rebounds against Oregon (3/19) in the second round of the NIT.

High School

Ranked as a four-star prospect in the 247Sports Composite ... Tabbed as the No. 33 player nationally and No. 6 shooting guard ... Ranked as the No. 3 player in the state of Texas ... Earned a spot on the TAPPS 6A All-State First Team in 2021 ... Helped lead John Paul II to a state semifinal appearance and scored 19 points with four rebounds, three assists, two steals and a block ... An all-state selection and District 9-6A MVP in 2020 after averaging 12.1 points, 4.4 rebounds and 3.1 assists at Allen High School.

