

Ole Miss

2023-24 MEN'S BASKETBALL GAME NOTES

Saturday, February 24 | 2:30 p.m. | SJB Pavilion (9,500)

2023-24 SCHEDULE

DATE	OPPONENT	TV	TIME/RESULT
Oct. 30	TUSCULUM (Ex.)	None	W, 85-44
Nov. 6	ALABAMA STATE	SECN+	W, 69-59
Nov. 10	EASTERN WASHINGTON	SECN+	W, 75-64
Nov. 14	DETROIT MERCY	SECN+	W, 70-69
Nov. 17	SAM HOUSTON ST. @	SECN+	W, 70-67
Nov. 22	at Temple	ESPN+	W, 77-76
Nov. 28	NC STATE #	ESPN2	W, 72-52
Dec. 2	MEMPHIS	ESPN2	W, 80-77
Dec. 5	MOUNT ST. MARY'S	SECN+	W, 77-68
Dec. 10	at UCF	ESPN+	W, 70-68
Dec. 16	vs. California \$	SEC Network	W, 88-78
Dec. 19	TROY	SECN+	W, 74-53
Dec. 23	vs. Southern Miss %	N/A	W, 89-72
Dec. 31	BRYANT	SEC Network	W, 95-78
Jan. 6	at #5 Tennessee *	SEC Network	L, 64-90
Jan. 10	FLORIDA *	SEC Network	W, 103-85
Jan. 13	VANDERBILT *	SEC Network	W, 69-56
Jan. 17	at LSU *	SEC Network	L, 80-89
Jan. 20	at #11 Auburn *	SEC Network	L, 59-82
Jan. 24	ARKANSAS *	ESPNU	W, 77-51
Jan. 27	at Texas A&M *	SEC Network	W, 71-68
Jan. 30	MISSISSIPPI STATE *	SEC Network	W, 86-82
Feb. 3	#16 AUBURN *	SEC Network	L, 77-91
Feb. 6	at #15 South Carolina *	SEC Network	L, 65-68
Feb. 13	at #20 Kentucky *	ESPN	L, 63-75
Feb. 17	MISSOURI *	SEC Network	W, 79-76
Feb. 21	at Mississippi State *	ESPN2	L, 71-83
Feb. 24	#20 SOUTH CAROLINA *	SEC Network	2:30 p.m.
Feb. 28	ALABAMA *	ESPN2	8 p.m.
March 2	at Missouri *	SEC Network	7:30 p.m.
March 5	at Georgia *	SEC Network	6 p.m.
March 9	TEXAS A&M *	CBS	1 p.m.

March 13-17 - SEC Tournament (Nashville, Tenn.) ^

ALL TIMES CENTRAL

Home games in all caps

* SEC contest

@ Throwback Game in the Tad Pad

ACC/SEC Challenge

\$ 2023 Hall of Fame Series (San Antonio, Texas)

% in Biloxi, Miss.

^ SEC Tournament (Nashville, Tenn.)

Ole Miss

OLE MISS REBELS

19-7 (6-7 SEC)

Head Coach: Chris Beard

Career: 256-105 (12th Year)

at Ole Miss: 19-7 (1st Year)

VS.



#20 SOUTH CAROLINA GAMECOCKS

21-5 (9-4 SEC)

Head Coach: Lamont Paris

Career: 119-98 (7th Year)

at South Carolina: 32-26 (2nd Year)

ON THE AIR



SEC NETWORK

Play-By-Play: Richard Cross

Analyst: Pat Bradley



OLE MISS LEARFIELD

Radio: Ole Miss Network

Online: OleMissSports.com

Play-by-Play: David Kellum

Analyst: Marc Dukes



SIRIUSXM

SiriusXM 380

SiriusXM App 970

STARTING FIVE

- The Rebels and Gamecocks have faced off 48 times before, with Ole Miss leading the all-time series 25-23. The two first played back in 1960, and didn't take each other on until South Carolina joined the SEC in 1991.
- After setting a record for student attendance on Jan. 24th against Arkansas, the Ole Miss faithful showed out on Jan. 30th. Taking on Mississippi State, the Rebels picked up an 86-82 win in front of a record crowd of 10,630 fans.
- Chris Beard** holds one of the highest career winning percentages in college basketball, ranking 12th among active head coaches with 10 or more years of experience at 70.9%.
- Guard **Matthew Murrell** became the 42nd member of the 1,000-point club at Ole Miss in their win over NC State. Currently with 1,376 points, he ranks 19th in program history, just behind Jack Waters at 1,384.
- With 61 blocks on the season, **Jamarion Sharp** has entered the top-10 list for most in a single season at Ole Miss, and is currently sixth just behind Reginald Buckner's 64 blocks in 2010.

PROJECTED STARTERS



4

JAEMYN BRAKEFIELD

Forward • 6-8 • 220 • Senior*
Jackson, Miss. • Huntington Prep • Duke

PTS	REB	AST	STL	FG%	FT%
11.8	4.8	2.5	0.9	.468	.831



5

JAYLEN MURRAY

Guard • 5-11 • 170 • Junior
Bronx, N.Y. • Putnam Science Academy • Saint Peter's

PTS	REB	AST	STL	FG%	FT%
14.0	2.4	4.0	1.3	.431	.738



7

ALLEN FLANIGAN

Guard • 6-6 • 215 • Senior
Little Rock, Ark. • Parkview Magnet • Auburn

PTS	REB	AST	STL	FG%	FT%
15.4	6.6	3.0	1.6	.434	.820



11

MATTHEW MURRELL

Guard • 6-4 • 200 • Senior*
Memphis, Tenn. • IMG Academy

PTS	REB	AST	STL	FG%	FT%
17.3	3.9	2.4	1.8	.477	.753



33

MOUSSA CISSE

Forward • 7-0 • 230 • Senior*
Conakry, Guinea • Lausanne Collegiate • Oklahoma St.

PTS	REB	AST	STL	FG%	FT%
4.3	4.5	0.3	0.7	.528	.333

0		BRANDON MURRAY 6-5 210 Jr. Germantown, Md. IMG Academy Georgetown PTS REB AST S FG% FT% 4.6 2.6 1.5 0.7 .400 .824	LAST GAME: 1 ast. 3 mins. NOTES: Ole Miss debut vs Cal on 12/16 ... Tied career-best with 8 reb. at TAMU 1/27 ... Made 27 starts at Georgetown in 22-23: 13.7 PPG, led Hoyas with 38 stl., 3.9 RPG and 3.2 APG ... Spent 21-22 year at LSU: 32 GS, 10.0 PPG, 3.0 RPG and 40 3PG ... 2022 SEC All-Fresh Team.
1		AUSTIN NUNEZ 6-2 170 So. Garden Ridge, Texas Wagner Arizona State Pronunciation: NUNE-yez PTS REB AST S FG% FT% 0.6 0.5 0.7 0.3 .278 .500	LAST GAME: 1 reb., 1 stl, 7 mins. NOTES: Career-high 4 assists at UCF ... Spent 22-23 season at Ariz. St.: 28 GP, 2 GS, 4.5 PPG and team-best 37.7% 3PG ... Career-high 15 points against #20 Michigan and was named Pac 12 Fresh. of the Week ... No. 57 national recruit by Rivals.com.
2		TJ CALDWELL 6-4 190 So. Dallas, Texas Faith Family Academy PTS REB AST S FG% FT% 5.6 2.4 0.9 0.5 .392 .744	LAST GAME: 4 pt., 3 reb., 19 mins. NOTES: Career-high 18 points vs. Miss. St. 1/30 ... Played in 31 games for Ole Miss as freshman ... Made seven starts ... 4.7 PPG, 1.6 RPG, 1.2 APG in 17.2 MPG ... ESPN No. 97 overall, 4-star prospect ... No. 19 SG nationally, No. 10 player from Texas.
3		JAMARION SHARP 7-5 235 Sr. Hopkinsville, Ky. Hopkinsville Western Kentucky Pronunciation: juh-MARE-ion PTS REB AST S FG% FT% 3.6 4.2 0.7 0.7 .587 .536	LAST GAME: 4 pts., 10 reb., 6 off. reb., 1 ast., 1 blk., 1 stl., 22 mins. NOTES: School record 9 assists at UCF ... 18th in NCAA history in career BPG (3.82) ... 1/5 ever to lead NCAA in blocks twice ... In 2 years at Western Ky: 65 GP, 148 blk. in 2021-22, 131 in 2022-23 ... Tallest player in NCAA D1 ... Listed on Wikipedia as one of tallest humans.
4		JAEMYN BRAKEFIELD 6-8 220 Sr.* Jackson, Miss. Huntington Prep Duke Pronunciation: JAY-min PTS REB AST S FG% FT% 11.8 4.8 2.5 0.9 .468 .831	LAST GAME: 9 pts., 4-9 FG, 5 reb., 1 ast., 1 stl., 33 mins. NOTES: Career-best 28 pts. vs Fla. 1/10 ... 33 GP, 31 GS in 22-23: 2nd on team with 11.1 PPG, 5.8 RPG ... 1st career dbl-dbl at Vandy (2/4): 15 pts, career-high 12 rebs, 2nd dbl-dbl vs. LSU (2/25): 23 pts, 10 rebs ... 5-star, No. 29 in 2020.
5		JAYLEN MURRAY 5-11 170 Jr. Bronx, N.Y. Putnam Science Acad. St. Peter's Nickname: Juju PTS REB AST S FG% FT% 14.0 2.4 4.0 1.3 .431 .738	LAST GAME: 12 pts., 3 reb., 5 ast., 1 stl., 37 mins. NOTES: 2+ 3PM in 17 gms this year ... Career-high 11 ast. vs MSU 1/30 ... Career-best 8 reb. at Tenn. 1/6 ... Career-best 26 points. vs. Mt. St. Mary's 12/5 ... Two seasons at Saint Peter's: 62 GP, 19.9 MPG, 8.9 PPG, 2.2 RPG, 1.9 APG ... 2022 All-Rookie MAAC Team.
7		ALLEN FLANIGAN 6-6 215 Sr. Little Rock, Ark. Parkview Magnet Auburn PTS REB AST S FG% FT% 15.4 6.6 3.0 1.6 .434 .820	LAST GAME: 12 pts., 6-6 FT, 2 reb., 1 ast., 2 stl., 31 mins. NOTES: Career-high 29 pts. vs. EWU ... Passed 1K career pts. vs. EWU ... 5 double-doubles on season ... Four years at Aub.: 114 GP, 8.5 PPG, 4.2 RPG, 167 ast., 74 stl., 19 blk. ... Coaches' Preseason All-SEC 1st Team in 21 ... Son of Ole Miss asst. coach Wes Flanigan.
11		MATTHEW MURRELL 6-4 200 Sr.* Memphis, Tenn. IMG Academy Pronunciation: murr-ELL PTS REB AST S FG% FT% 17.3 3.9 2.4 1.8 .477 .753	LAST GAME: 23 pts., 7-19 FG, 3-7 3PT, 6-7 FT, 8 reb., 2 ast., 1 stl., 39 mins. NOTES: OM record and t-SEC record w/ 10 stls. 12/19 ... 42nd member of 1K pts. OM club 11/28, now 1,376 pts. ranks 19th ... OM lead 14.4 PPG last year ... Career 8 3PM vs. TAGM last year (t3rd in OM history, Pavilion record) ... 20 20pt career gms ... 9 career gms 5+ 3PM, 15 w/4+, 29 w/3+, 53 w/2+.
13		ROBERT COWHERD 6-4 200 Fr. Grayson, Ga. Southern California Academy Pronunciation: COW-herd PTS REB AST S FG% FT% 1.0 0.5 0.2 0.5 .364 .000	LAST GAME: DNP NOTES: Redshirted last year ... 4-star SG ... No. 29 SG nationally, No. 24 player from California ... GA Region 4-AAAAAAA 1st-Team All-Region ... 2nd-Team All-State in GA ... 2022 McDonald's All-America nominee (West Region).
14		GAVIN MURPHY 5-11 165 Fr. Calabasas, Calif. Calabasas Pronunciation: GA-vin Nickname: Q PTS REB AST S FG% FT% 0.0 0.0 0.0 0.0 .000 .000	LAST GAME: DNP NOTES: First team all-league in 2022-23 ... Named to All-CIF 2AA SCIBCA second team ... Fourth in his HS's history in scoring with 1,404 points ... First in school history to make 100 3PG and have 100 assists ... MVP of the Marmonte League in 2022.
23		CAMERON BARNES 6-9 195 Fr. Duncanville, Texas Duncanville PTS REB AST S FG% FT% 0.0 0.0 0.0 0.0 .000 .000	LAST GAME: DNP NOTES: Three-star prospect by ESPN, 247sports.com, Rivals.com ... No. 147 HS player in nation by Rivals ... Two-time national champion ... Three-time state champion ... Six PPG, 5 RPG as senior ... Shot 40% from three in senior season.
24		JACOB GAZZO 6-8 215 Fr. McComb, Miss. Parklane Academy Pronunciation: gaz-OH PTS REB AST S FG% FT% 0.0 0.0 0.0 0.0 .000 .000	LAST GAME: DNP NOTES: Three-star recruit and No. 3 player in Mississippi according to ESPN ... Tennessee Sports Writers Association All-State ... TSSAA West All-Region Team ... TSSAA Division 2AA All-State ... All-Metro by Daily Memphian and Commercial Appeal.
25		RASHAUD MARSHALL 6-8 220 Fr. Blytheville, Ark. Blytheville Pronunciation: ruh-SHAUD PTS REB AST S FG% FT% 1.4 0.9 0.3 0.1 .625 .667	LAST GAME: DNP NOTES: A four-star recruit according to ESPN, 247sports.com, Rivals.com ... Rated top recruit in Arkansas by 247sports.com, On3 ... No. 83 player in nation by 247sports.com ... No. 86 nationally, On3 ... No. 12 center in country by 247sports.com.
30		COLE MCGRATH 6-3 175 Sr. Corinth, Miss. Booneville Blue Mountain PTS REB AST S FG% FT% 0.0 0.0 0.0 0.0 .000 .000	LAST GAME: DNP NOTES: Seen action in 6 games at OM ... Spent 2 seasons at NAIA Blue Mountain ... 53 GP, 29 GS, 6.5 PPG, 1.8 RPG, 1.2 APG, 40 stls. ... Avg. 9.0 PPG in 21-22 and second on team with 27 steals ... Played first two years at Northeast Mississippi CC, 40 GP.
33		MOUSSA CISSE 7-0 230 Sr.* Conakry, Guinea Lausanne Collegiate Oklahoma St. Pronunciation: MOO-suh SEE-say PTS REB AST S FG% FT% 4.3 4.5 0.3 0.7 .528 .333	LAST GAME: 4 pts., 2-2 FG, 1 blk., 10 mins. NOTES: Made OM debut vs Memphis 12/2 ... At OSU: 61 GP, 7.0 PPG, 7.3 RPG, 1.9 BPG ... A two-time Big 12 All-Defensive Team selection ... 2022 Big 12 DPoY ... 2020-21 at Memphis: 28 GS, 6.6 PPG, 6.3 RPG, 1.6 BPG ... AAC Fresh. of the Year ... A 5-star HS recruit.
55		CAM BRENT 5-5 130 Fr. Jackson, Miss. Jackson Prep PTS REB AST S FG% FT% 0.0 0.0 0.0 0.0 .000 .000	LAST GAME: DNP NOTES: Saw his first career action on 12/19 vs. Troy ... Shortest men's basketball student-athlete in NCAA ... A member of the 2022-23 Ole Miss men's basketball team as a practice squad player ... Attended Jackson Prep in Jackson, Mississippi.

*(SR) - School Record | (CH) - Career-High | (SH) - Season-High

CAREER RECORD AS HEAD COACH (NCAA ALL DIVISIONS):

256-105 (.709 pct. / 12 seasons)

CAREER RECORD AS HEAD COACH (NCAA DIVISION I):

190-80 (.704 pct. / 9 seasons)

CAREER RECORD AS COLLEGIATE HEAD COACH (ALL NCAA DIVISIONS, NJCAA):

300-123 (.709 pct. / 14 seasons)



COACHING HONORS

- 2015 Lone Star Conference Coach of the Year
- 2016 Sun Belt Conference Coach of the Year
- 2016 Sun Belt Conference Champion (regular season and tournament)
- 2018 Big 12 Coach of the Year
- 2019 AP National Coach of the Year
- 2019 Big 12 Coach of the Year
- 2019 Big 12 Regular Season Co-Champion
- 2019 NCAA Tournament Runner-Up

COACHING CAREER

Season	School	Position	Record/Postseason
1995-96	Incarinate Word	Graduate Assistant	20-9
1996-97	Abilene Christian	Assistant Coach	15-12
1997-98	North Texas	Assistant Coach	5-21
1998-99	North Texas	Assistant Coach	4-12
1999-2000	Fort Scott CC	Head Coach	19-12/NJCAA Regional
2000-01	Seminole State College	Head Coach	25-6
2001-02	Texas Tech	Assistant Coach	23-9/NCAA Round of 64
2002-03	Texas Tech	Assistant Coach	22-13/NIT Third Place
2003-04	Texas Tech	Assistant Coach	23-11/NCAA Round of 32
2004-05	Texas Tech	Assistant Coach	22-11/NCAA Sweet 16
2005-06	Texas Tech	Assistant Coach	15-17
2006-07	Texas Tech	Assistant Coach	21-13/NCAA Round of 64
2007-08	Texas Tech	Assistant Coach	16-15
2008-09	Texas Tech	Associate Head Coach	14-19
2009-10	Texas Tech	Associate Head Coach	19-16/NIT Quarterfinals
2010-11	Texas Tech	Associate Head Coach	13-19
2011-12	S.C. Warriors (ABA)	Head Coach	29-2
2012-13	McMurry	Head Coach	19-10/NCAA Central Regional
2013-14	Angelo State	Head Coach	19-9
2014-15	Angelo State	Head Coach	28-6/NCAA DII Sweet 16
2015-16	Little Rock	Head Coach	30-5/NCAA Round of 32
2016-17	Texas Tech	Head Coach	18-14
2017-18	Texas Tech	Head Coach	27-10/NCAA Elite Eight
2018-19	Texas Tech	Head Coach	31-7/NCAA Runner-Up
2019-20	Texas Tech	Head Coach	18-13/no postseason(COVID)
2020-21	Texas Tech	Head Coach	18-11/NCAA Round of 32
2021-22	Texas	Head Coach	22-12/NCAA Round of 32
2022-23	Texas	Head Coach	7-1
2023-24	Ole Miss	Head Coach	19-7

EDUCATION: Bachelor's (1995) - University of Texas

FASTBREAK FACTS ON CHRIS BEARD

- Named the 23rd head men's basketball coach at Ole Miss on March 13
- Has led three different programs to the NCAA Tournament since 2016
- 2019 AP National Coach of the Year
- Guided Texas Tech to the 2019 National Championship Game
- Owns a 70.9% win-percentage as a head coach in the NCAA
- Has an all-time record of 11-5 at the NCAA Tournament, including a 5-0 record in opening round games
- A four-time conference coach of the year award winner
- 2018-19 Big 12 Regular Season Co-Champions
- Top-10 nationally ranked recruiting classes in 2022 (No. 8, Texas), 2020 (No. 7, Texas Tech), and 2018 (No. 8, Texas Tech), according to Rivals.com
- 2015-16 Sun Belt Regular Season and Tournament Champions at Little Rock
- Upset No. 5 seed Purdue in first round of the 2016 NCAA Tournament in double overtime with Little Rock
- Spent seven seasons as an assistant under Hall of Fame coach Bob Knight at Texas Tech
- Has three daughters: Avery, Ella, and Margo

*Coach Beard's full bio can be found on OleMissSports.com



SERIES HISTORY VS. S. CAROLINA (OLE MISS LEADS 25-23)

LAST 10 GAMES

Date	Result	Location
02-06-2024	L, 65-68	Columbia, S.C.
03-08-23	W, 67-61	Nashville, Tenn.
02-11-23	L, 61-64	Oxford, Miss.
01-17-23	W, 70-58	Columbia, SC
02-15-22	L, 74-77 (ot)	Oxford, Miss.
03-11-21	W, 76-59	Nashville, Tenn.
02-13-21	W, 81-74	Columbia, SC
02-05-20	W, 84-70	Oxford, Miss.
02-19-19	L, 64-79	Columbia, SC
03-07-18	L, 84-85	St. Louis, Mo

SERIES NOTES

In Oxford: Ole Miss leads 15-4

In Columbia: South Carolina leads 13-4

Neutral Site: Tied 6-6

In OT: South Carolina leads 3-0

Last 10 Games: Tied 5-5

1st Game: S. Carolina def. Ole Miss, 85-79 (12/30/1960)

SERIES HISTORY VS. SOUTH CAROLINA

The Rebels and Gamecocks have faced off 48 times before, with Ole Miss leading the all-time series 25-23. The two first played back in 1960, and didn't take each other on again until South Carolina joined the SEC in 1991. Each team holds an advantage when playing at home, with the Rebels leading the series in Oxford 15-4.

LAST MEETING: FEBRUARY 6, 2024 (L, 65-68, COLUMBIA, S.C.)

- Ole Miss trailed at the half by 12 playing on the road, battling back to make it a one-possession game. The Rebels' game-tying shot through contact missed, however, as time-expired.

- Allen Flanigan** took over the game for Ole Miss, going 11-15 from the field to

score 26 points while grabbing six rebounds. **Matthew Murrell** added 17 points and tied his career-high in boards with nine, as **Jaylen Murray** added 10 points.

- The Gamecocks were led by Collin Murray-Boyles with 16 points and nine rebounds, while Ta'lon Cooper and Myles Stute each scored 12.

SCOUTING THE GAMECOCKS

South Carolina posted their first 20-win season since 2016-17, and enter the game at Ole Miss with a record of 21-5 overall and 9-4 in SEC play. Since edging out the Rebels on February 6, the now 20th-ranked Gamecocks defeated Vanderbilt, following that up with losses at No. 13 Auburn and to LSU. They currently sit in third place in the most recent SEC Standings.

Meechie Johnson and B.J. Mack pace South Carolina in scoring, each averaging 13.8 points per game, while Mack leads the team in rebounding at a 5.1 clip. Ta'lon Cooper has been one of the nation's best at running the point, with an assist-to-turnover ratio of 3.48, which ranks eighth in the country and second in the SEC.

Their strength lies in the defense for South Carolina, as they hold opponents to an average of 65.4 points per game, the best in the SEC and 30th in the NCAA. Led by Cooper, the Gamecocks offensive strength lies in its ability to move the ball, as they rank 36th in the NCAA in assist-to-turnover ratio at 1.48 and 60th in assists per game at 15.3.

Head coach Lamont Paris is in his second season with South Carolina, and has quickly turned them into a national power. In seven seasons as a collegiate head coach, Paris has won 119 games, after spending five years at the helm of Chattanooga.

BY THE NUMBERS

- Overall 19-7
- SEC Games 6-7
- Streak 1L
- Overtime 0-0
- Home Overall (SEC) 14-1 (5-1)
- Road Overall (SEC) 3-5 (1-6)
- Neutral Games 2-0
- vs. Ranked Opponents 0-5

- Day Games 6-3
- Night Games (6 p.m. or later local) 13-4
- November Games 6-0
- December Games 7-0
- January Games 5-3
- February Games 1-4
- March Games 0-0

- Monday Games 1-0
- Tuesday Games 5-2
- Wednesday Games 3-2
- Thursday Games 0-0
- Friday Games 2-0
- Saturday Games 6-3
- Sunday Games 2-0

- Red Jerseys 4-3
- Navy Jerseys 0-2
- White Jerseys 13-0
- White Throwback Jerseys 1-0
- Powder Blue Jerseys 1-2

REBELS RECORD WHEN...

- Leading at the half 15-2
- Tied at the half 1-0
- Behind at the half 3-5

- Scores 90 points or more 2-0
- Scores 80-89 points 4-1
- Scores 70-79 points 11-2
- Scores less than 70 points 2-4

- Out-rebounds opponent 8-1
- Out-rebounded by opponent 11-5
- Ties opponents in rebounds 0-1

- Shoots 50 percent or better 5-1
- Shoots between 40-49 percent 13-3
- Shoots under 40 percent 1-3

- Shoots 40 percent or better from 3-pt. 12-2
- Shoots between 30-39 percent from 3-pt. 4-2
- Shoots under 30 percent from 3-pt. 3-3

- Shoots 70 percent or better from FT line 16-6
- Shoots 60-69 percent from FT line 2-0
- Shoots under 60 percent from FT line 1-1

- Opp. shoots 50 percent or better 1-4
- Opp. shoots 40-49 percent 11-3
- Opp. shoots under 40 percent 7-0

- Opp. shoots 40 percent or better from 3-pt. 5-4
- Opp. shoots between 30-39% from 3-pt. 6-3
- Opp. shoots under 30 percent from 3-pt. 8-0

- Commits 15 turnovers or more 1-2
- Commits less than 15 turnovers 18-5

- Forces 15 turnovers or more 4-3
- Forces less than 15 turnovers 15-4

- Has less (or same) turnovers than opp. 13-4
- Has more turnovers than opponent 6-3

BY THE NUMBERS (UNDER BEARD)

- Overall 19-7
- SEC Games 6-7
- Streak 1L
- Overtime 0-0
- Home Overall (SEC) 14-1 (5-1)
- Road Overall (SEC) 3-5 (1-6)
- Neutral Games 2-0
- vs. Ranked Opponents 0-5

- Day Games 6-3
- Night Games (6 p.m. or later local) 13-4
- November Games 6-0
- December Games 7-0
- January Games 5-3
- February Games 1-4
- March Games 0-0

- Monday Games 1-0
- Tuesday Games 5-2
- Wednesday Games 3-2
- Thursday Games 0-0
- Friday Games 2-0
- Saturday Games 6-3
- Sunday Games 2-0

- Red Jerseys 4-3
- Navy Jerseys 0-2
- White Jerseys 13-0
- White Throwback Jerseys 1-0
- Powder Blue Jerseys 1-2

REBELS' RECORD WHEN... (UNDER BEARD)

- Leading at the half 15-2
- Tied at the half 1-0
- Behind at the half 3-5

- Scores 90 points or more 2-0
- Scores 80-89 points 4-1
- Scores 70-79 points 11-2
- Scores less than 70 points 2-4

- Out-rebounds opponent 8-1
- Out-rebounded by opponent 11-5
- Ties opponents in rebounds 0-1

- Shoots 50 percent or better 5-1
- Shoots between 40-49 percent 13-3
- Shoots under 40 percent 1-3

- Shoots 40 percent or better from 3-pt. 12-2
- Shoots between 30-39 percent from 3-pt. 4-2
- Shoots under 30 percent from 3-pt. 3-3

- Shoots 70 percent or better from FT line 16-6
- Shoots 60-69 percent from FT line 2-0
- Shoots under 60 percent from FT line 1-1

- Opp. shoots 50 percent or better 1-4
- Opp. shoots 40-49 percent 11-3
- Opp. shoots under 40 percent 7-0

- Opp. shoots 40 percent or better from 3-pt. 5-4
- Opp. shoots between 30-39% from 3-pt. 6-3
- Opp. shoots under 30 percent from 3-pt. 8-0

- Commits 15 turnovers or more 1-2
- Commits less than 15 turnovers 18-5

- Forces 15 turnovers or more 4-3
- Forces less than 15 turnovers 15-4

- Has less (or same) turnovers than opp. 13-4
- Has more turnovers than opponent 6-3

PARTY IN THE 'SIP

After setting a record for student attendance on January 24th against Arkansas, the Ole Miss faithful showed out on January 30th for the basketball iteration of the Egg Bowl. Taking on in-state rival Mississippi State, the Rebels picked up an 86-82 victory in front of a record crowd of 10,630 fans. The attendance number topped the record by over 1,000 for the largest crowd at a basketball game in Ole Miss history, and is the fifth-largest crowd ever at an on-campus college basketball game in the state of Mississippi.

In their next game against Auburn, the Rebel fans came out in droves once again, as they filled the SJB Pavilion beyond capacity with the second-largest crowd at 9,631.

THA BLOCK IS HOT

Ole Miss ranks seventh in college basketball averaging 5.8 blocks per game. The muscle in the paint for the Rebels has been **Jamarion Sharp**, who leads the SEC in blocks per game (2.44) and ranks second in blocks (61), ranking eighth and 11th in the nation in each category, respectively.

With 151 blocks as a team, Ole Miss is on pace to challenge the program record for blocks in a season of 185 set during the 2012-13 season. Sharp has been climbing the top-10 list for most blocks in a single season at Ole Miss, now with 61 which ranks sixth, behind only Reginald Buckner and Aaron Jones.

Blocked Shots in a Single Season

1. 98, Reginald Buckner (36 games, 2013)
2. 95, Reginald Buckner (34 games, 2011)
3. 69, Aaron Jones (33 games, 2014)
- 69, Reginald Buckner (32 games, 2012)
5. 64, Reginald Buckner (31 games, 2010)
- 6. 61, Jamarion Sharp (25 games, 2024)**
7. 56, David Dean (28 games, 1993)
8. 52, David Dean (22 games, 1994)
9. 49, Rahim Lockhart (35 games, 2001)
- 49, Sean Murphy (28 games, 1991)

“THE FUTURE IS NOW, OLD MAN”

The 2024 early signing class for Ole Miss is already making its mark for the program. Ranked as the second-highest recruit according to 247Sports in school history, forward John Bol was selected to play in the prestigious McDonald’s All-American game on April 2nd. The two rosters, representing the east and west, are made up of 24 of the best high school basketball players the country has to offer.

Joining Bol in the early signing period in November, Eduardo Klafke has enrolled at Ole Miss early and began taking classes in the 2024 spring semester. The guard, who trained with the NBA Academy Latin America, has been able to train with the team recently since beginning school.

COMPARING THE TEAMS

Statistic	Ole Miss	South Carolina
Scoring Offense	75.8	71.8
Scoring Defense	72.2	65.4
Scoring Margin	+3.6	+6.4
Field Goal Pct.	.453	.440
Opp. Field Goal Pct.	.435	.423
3-Point Pct.	.383	.339
Opp. 3-Point Pct.	.332	.338
Free Throw Pct.	.748	.724
Rebounds Per Game	34.2	35.7
Opp. Rebounds Per Game	36.4	31.8
Rebound Margin	-2.2	+3.9
Assists Per Game	15.5	15.3
Turnovers Per Game	10.6	10.3
Opp. Turnovers Per Game	12.8	9.9
Turnover Margin	+2.2	-0.4
Steals Per Game	8.3	4.8
Blocks Per Game	5.8	3.1

AP TOP-25 • FEB. 19

Rank	Team (1st-Place)	W-L	Points	Last
1	UConn (62)	24-2	1550	1
2	Houston	22-3	1473	3
3	Purdue	23-3	1414	2
4	Arizona	20-5	1373	5
5	Tennessee	19-6	1230	8
6	Iowa State	20-5	1160	10
7	Marquette	19-6	114	4
8	Duke	20-5	116	9
9	Kansas	20-6	1065	6
10	North Carolina	20-6	1044	7
11	Baylor	1-6	959	12
12	Illinois	19-6	853	14
13	Alabama	18-7	803	15
14	Auburn	2-0-6	690	13
15	Creighton	19-7	612	17
16	Dayton	21-4	584	16
17	Kentucky	18-7	540	22
18	Saint Mary's (CA)	21-6	486	18
19	San Diego State	20-6	374	NR
20	South Carolina	21-5	346	11
21	Washington State	20-6	215	NR
22	Colorado State	20-6	171	NR
23	Texas Tech	18-7	135	NR
24	Florida	18-7	124	NR
25	BYU	18-7	123	19

Others receiving votes: Virginia 103, Gonzaga 99, Wisconsin 88, Michigan State 64, TCU 54, South Florida 45, New Mexico 27, FAU 27, Utah State 22, Grand Canyon 16, Nevada 11, Pittsburgh 4, Clemson 3, Appalachian State 1, McNeese 1, Drake 1

USA TODAY COACHES TOP-25 • FEB. 19

Rk	Team, Record	Pts	1st	Prev
1	UConn, 24-2	800	32	1
2	Houston, 22-3	764	0	3
3	Purdue, 23-3	715	0	2
4	Arizona, 20-5	710	0	6
5	Tennessee, 19-6	641	0	9
6	Iowa State, 20-5	607	0	10
7	Duke, 20-5	580	0	8
8	Marquette, 19-6	553	0	4
9	North Carolina, 20-6	546	0	5
10	Kansas, 20-6	538	0	7
11	Baylor, 19-6	508	0	13
12	Illinois, 19-6	431	0	14
13	Alabama, 18-7	417	0	15
14	Auburn, 20-6	335	0	12
15	Creighton, 19-7	329	0	16
16	Dayton, 21-4	300	0	18
17	Kentucky, 18-7	291	0	20
18	Saint Mary's, 21-6	251	0	19
19	San Diego St., 20-6	185	0	NR
20	South Carolina, 21-5	180	0	11
21	BYU, 18-7	105	0	17
22	Wash. State, 20-6	97	0	NR
23	Texas Tech, 18-7	71	0	NR
24	Colorado State, 20-6	65	0	25
25	TCU, 18-7	64	0	NR

Others receiving votes: Gonzaga 61; Virginia 59; Florida 40; South Florida 35; Utah State 24; Michigan State 23; Grand Canyon 23; Wisconsin 16; Clemson 12; Oklahoma 9; Florida Atlantic 9; Nevada 4; James Madison 1; Boise State 1

LOOKIN' FOR A DIME THAT'S TOP OF THE LINE

Against Mississippi State on January 30, **Jaylen Murray** put on a MasterClass in point-guard play. The junior dished out 11 assists to just one turnover, tying him for the 10th-most dimes in a single game in school history.

Murray didn't just dish out the points, as he scored a team-best 21 as well. He became the first player since Chris Warren in November of 2007 to score 20 or more points with 10 or more assists.

THE ADVENTURES OF STEALY

The Rebels' defensive strength doesn't just come from blocks, as they lead the SEC in steals per game at 8.3 and rank 42nd in all of college basketball. The team has secured double-digit steal performances in seven games this season, including a 16-steal game performance against Troy. With a total of 216 swipes, Ole Miss is currently on pace to enter the top-five for most in a single season in program history.

A NEW 1K KING

With 12 points in Ole Miss' win over NC State, **Matthew Murrell** surpassed the 1,000-career point mark, becoming the 42nd student-athlete in program history to do so. Now at 1,376 points in his career with the Rebels, Murrell ranks 19th in school history and sits eight points behind next on the list, Jack Waters.

- 17. Eric Laird (1981-85): 1,421
- 18. Jack Waters (1958-61): 1,384
- 19. Matthew Murrell (2020-): 1,376**
- 20. Tim Jumper (1987-91): 1,375

"PUT ME ANYWHERE ON GOD'S GREEN EARTH, I'LL TRIPLE MY WORTH"

Jaylen Murray has been on fire from the three-point line this season, sinking two or more shots from beyond the arc in 17 games, three or more in 11, and four or more in seven. The Bronx native is averaging 14.0 points on the season, is shooting 41.0 percent from three, and owns an assist-to-turnover ratio of 2.26 while averaging 4.0 assists per game. Murray has sunk a three-point shot in 23 of 26 games for Ole Miss this year.

SHARING IS CARING

With 22 assists on January 30 against Mississippi State and 20 assists on February 3 against Auburn, Ole Miss posted back-to-back 20-plus assist games against SEC opponents for the first time in 34 seasons. The last time that happened was February 14 and 17 in 1990, when they had 22 assists against Tennessee and 20 against Auburn.

"TEN OUGHTA DO IT, DON'T YOU THINK?"

On December 19 against Troy, **Matthew Murrell** secured 10 steals to set a new program record for Ole Miss, adding 18 points for the first double-double involving steals in school history. His 10 steals also tied the SEC record for most in a game, the most since 1991, and tie him for the 25th-most in a game in NCAA history. Murrell helped Ole Miss collect 16 steals in the game against Troy, setting a new SJB Pavilion record. With an average of 1.80 steals per game on the season, Murrell ranks sixth in the SEC.

SEC STANDINGS

School	SEC	Overall
#13/13 Alabama	11-2	19-7
#5/5 Tennessee	10-3	20-6
#20/20 South Carolina	9-4	21-5
#14/14 Auburn	9-4	20-6
#24/RV Florida	8-5	18-8
#17/17 Kentucky	8-5	18-8
Mississippi State	7-6	18-8
Ole Miss	6-7	19-7
Texas A&M	6-7	15-11
LSU	6-7	14-12
Georgia	5-8	15-11
Arkansas	4-9	13-13
Vanderbilt	2-11	7-19
Missouri	0-13	8-18

ALL-AMERICAN DR. PARTY

The Rebels hosted a block party on January 10 in the SJB Pavilion, setting a school record with 16 team blocks. Breaking the previous best by three, their total against the Gators tied the SEC record for most blocks in a conference game all-time. Ole Miss was led in the paint by forward **Jamarion Sharp**, who set a program record of his own with a nine-block performance.

A NEW ERA BEGINS

With the hiring of **Chris Beard** last March, the Ole Miss men's basketball program is prepared to take the next step forward, bringing in one of the most successful coaches of the last decade.

Compiling a record of 256-105 as an NCAA head coach since 2012, Beard holds one of the highest win percentages in the nation, ranking 12th among active head coaches with 10 or more years of experience at 70.9%.

The 2019 AP National Coach of the Year has led three different programs to the NCAA Tournament over the previous eight years, and is undefeated in the opening round at 5-0. His all-time record in the NCAA Tournament is 11-5 (.688).

A RECORD START

Ole Miss matched the program record for best start to a season and longest overall win streak, going a perfect 13-0 in non-conference play (also in 2007-08). The Rebels were one of three teams in the nation to start 13-0, joined by James Madison and Houston.

Ole Miss is the third different program head coach **Chris Beard** has taken to a 10-0 start to begin a season during his nine years as a Division-I coach, having done so in 2015-16 with Little Rock and 2018-19 at Texas Tech.

"I TAKE THE WORK, FLIP IT, ACROBATIC"

Ole Miss has shown elite ball control and movement on the offensive side. With a total of 404 assists compared to 276 turnovers, the Rebels' ratio of 1.46 ranks 41st in the nation.

The team is led in assists by **Jaylen Murray** (104 assists to 46 turnovers), who ranks sixth in the SEC in assist-to-turnover ratio (2.26) and eighth in assists per game (4.0).

MIKE BREEN VOICE "BANG!"

Shooting 38.3 percent from the three-point line this season, Ole Miss currently ranks 13th in the country in efficiency beyond the arc and second in the SEC. The Rebels have shot 50 percent or better from deep six times, the most in a single season since they hit that mark or better six times during the 2011-12 campaign.

- Nov. 14 vs. Detroit Mercy: 9-18 (50.0%)
- Nov. 22 at Temple: 10-18 (55.6%)
- Dec. 2 vs. Memphis: 11-22 (50.0%)
- Dec. 16 vs. California: 12-21 (57.1%)
- Dec. 23 vs. Southern Miss: 11-19 (57.9%)
- Feb. 17 vs. Missouri: 11-21 (52.4%)

I'LL TAKE A 20 PIECE, PLEASE

With their current record of 19-7, Ole Miss is aiming to record the 13th 20-win season for the Rebels since 2000. In his first year at the helm, head coach **Chris Beard** would become the 29th coach in SEC history to win 20 games during their initial season.

SUPERLATIVES

BIGGEST OLE MISS LEAD:
29, vs. Arkansas (1-24-24)

BIGGEST OLE MISS DEFICIT:
35, at Auburn (1-20-24)

BIGGEST OLE MISS LEAD IN A LOSS:
13, vs. Auburn (2-3-24)

BIGGEST OLE MISS DEFICIT IN A WIN:
11, vs. Memphis (12-2-23)

BIGGEST OLE MISS HALFTIME LEAD:
17, vs. Southern Miss (12-23-23)

BIGGEST OLE MISS HALFTIME DEFICIT:
19, at Auburn (1-20-24)

BEST OLE MISS 1ST HALF FG%:
59.3%, vs. California (12-16-23)

WORST OLE MISS 1ST HALF FG%:
33.3%, vs. Memphis (12-2-23)

BEST OLE MISS 2ND HALF FG%:
75.0%, vs. Florida (1-10-24)

WORST OLE MISS 2ND HALF FG%:
25.8%, vs. Vanderbilt (1-13-24)

MOST POINTS BY OLE MISS IN 1ST HALF:
47, vs. Southern Miss (12-23-23)

FEWEST POINTS BY OLE MISS IN 1ST HALF:
27, at Auburn (1-20-24)

MOST POINTS BY OPPONENT IN 1ST HALF:
46, at Auburn (1-20-24)

FEWEST POINTS BY OPPONENT IN 1ST HALF:
22, vs. Troy (12-19-23)

MOST POINTS BY OLE MISS IN 2ND HALF:
59, vs. Florida (1-10-24)

FEWEST POINTS BY OLE MISS IN 2ND HALF:
27, at Mississippi State (2-21-24)

MOST POINTS BY OPPONENT IN 2ND HALF:
56, vs. Auburn (2-3-24)

FEWEST POINTS BY OPPONENT IN 2ND HALF:
24, vs. Vanderbilt (1-13-24)

BIGGEST HALFTIME LEAD BLOWN:
9, vs. Auburn (2-3-24)

BIGGEST HALFTIME DEFICIT ERASED:
7, vs. Memphis (12-2-23)

BIGGEST MARGIN OF VICTORY:
26, vs. Arkansas (1-24-24)

BIGGEST MARGIN OF DEFEAT:
26, at Tennessee (1-6-23)

CLIMBING THE LEADERBOARDS

Senior **Matthew Murrell** has been a consistent threat from three-point range throughout his four years at Ole Miss. This season, he has entered the top-10 career lists in school history for three-point field goals made and attempts.

Three-Point Field Goals Made

1. 334, Chris Warren (115 games, 2008-11)
2. 278, Aaron Harper (123 games, 2001-04)
3. 267, Marshall Henderson (66 games, 2013-14)
4. 249, Keith Carter (117 games, 1996-99)
5. 214, Joe Harvell (114 games, 1990-93)
6. 207, Breein Tyree (130 games, 2017-20)
- 7. 206, Matthew Murrell (115 games, 2020-)**
8. 181, Stefan Moody (65 games, 2014-16)
9. 178, Devontae Shuler (124 games, 2018-21)
10. 176, Terence Davis (121 games (2016-19)

Three-Point Field Goals Attempted

1. 900, Chris Warren (115 games, 2008-11)
2. 771, Marshall Henderson (66 games, 2013-2014)
3. 720, Aaron Harper (123 games, 2001-04)
4. 686, Keith Carter (117 games, 1996-99)
5. 581, Breein Tyree (130 games, 2017-20)
- 6. 579, Matthew Murrell (115 games, 2020-)**
7. 528, Joe Harvell (114 games, 1990-93)
8. 523, Devontae Shuler (124 games, 2018-21)
9. 519, Terence Davis (121 games, 2016-19)
10. 494, Stefan Moody (65 games, 2015-16)

AMONG THE BEST

Forwards **Jamarion Sharp** and **Moussa Cisse** rank among the nation's best in active career leaders in a handful of statistical categories. After becoming the fifth player ever to lead the NCAA in blocks in two seasons, Sharp ranks first in both career blocks (340) and career blocked shots per game (3.82). Establishing himself as a premier shot blocker as well, Cisse ranks 21st in blocks per game (1.73) and 20th in total blocks (189). Cisse also ranks 82nd among active players in total rebounds with 712.

Sharp ranks as the second-most efficient active shot maker in the nation as well, with a career field goal percentage of 66.4. While he doesn't qualify for the minimum made field goals for the all-time list, his career field goal percentage would tie him for the eighth-highest in college basketball history.

"I CAN BE YOUR LONG LOST PAL"

After posting the third double-double of his career in the season opener (15 points, career-best 12 rebounds), **Allen Flanigan** followed it up with a career-best 29 points against Eastern Washington. The senior guard surpassed the 1,000 career-point mark against the Eagles, and played a key part in securing the victory by scoring eight of the last 11 points for the Rebels.

He once again led the team in scoring with 23 against Sam Houston, connecting on a career-best 14 makes from the free throw line. The senior helped lead Ole Miss to victory in their first road game at Temple with 26 points, the second-most scored in a game for his career, while tallying a then career-best seven assists. Flanigan added his second double-double of the year in a 20-point win over NC State in the ACC/SEC Challenge with 15 points and 10 rebounds and helped Ole Miss take down Memphis with 18. Against Troy, he increased his career-mark for most assists in a game with nine, following that up with his third double-double of the year against Southern Miss in Biloxi with 10 points and 11 boards.

Flanigan helped the Rebels take down Arkansas 77-51 on January 24 with his sixth double-double of his career. He posted his sixth 20-point performance of the season on February 3 against Auburn and his seventh against South Carolina with 26 on February 6. The senior registered his fifth double-double on the year in Ole Miss' win over Missouri on February 17 with 16 points and 10 rebounds.

OLE MISS IN WINS VS. LOSSES

Category	Wins	Losses	Change
Scoring	78.5	68.4	-10.1
Scoring Defense	68.4	82.6	+14.2
Scoring Margin	+10.1	-14.1	-24.2
FG%	.468	.412	-.056
3PT%	.408	.305	-.103
FT%	.740	.772	+.032
Opp. FG%	.407	.508	+.101
Opp. 3PT%	.306	.400	+.094
Rebounds	35.5	30.4	-5.1
Reb. Margin	-0.5	-7.0	-6.5
Assists	16.6	12.6	-4.0
Steals	8.6	7.4	-1.2
Blocks	6.3	4.4	-1.9
Turnovers	10.1	12.0	+1.9
Turnovers Forced	12.9	12.4	-0.5

SKEE-LO'S HERO

Transfer forward **Jamarion Sharp** stands as the tallest student-athlete in NCAA Division I men's basketball this season at 7'5", a title he has held for three-straight seasons now, and is even listed as one of the tallest living humans on Wikipedia. After spending his first two college years at John A. Logan College, Sharp played two years at Western Kentucky from 2021 to 2023. In 64 games played, he averaged 7.8 points per game, 7.6 rebounds per game, and became just the fifth person ever to lead the NCAA in blocks twice. His margin of 3.82 blocks per game during his career is currently the 18th-best average in college basketball history, while his 340 total blocks are 60th all time. Against Vanderbilt on January 13, Sharp passed former Rebel-great Reginald Buckner who had 326 swats during his career.

With career block No. 300, Sharp became the 95th player in NCAA history to hit that mark. He is one of just 14 on that list to hit the 300-block mark in three years or less.

Career Blocked Shot Average (min. 225 blocks)

1. 5.87 - Keith Closs, Central Conn. St. (54 GP, 317 blks.)
2. 5.66 - Adonal Foyle, Colgate (87 GP, 492 blks.)
3. 5.34 - Shawn James, Northeastern/Duquesne (83 GP, 443 blks.)
4. 5.24 - David Robinson, Navy (67 GP, 351 blks.)
5. 4.66 - Mickell Gladness, Alabama A&M (85 GP, 396 blks.)
6. 4.65 - Wojciech Myrda, La.-Monroe (115 GP, 535 blks.)
7. 4.58 - Shaquille O'Neal, LSU (90 GP, 412 blks.)
8. 4.48 - Jerome James, Florida A&M (81 GP, 363 blks.)
9. 4.42 - Deng Gai, Fairfield (100 GP, 442 blks.)
10. 4.28 - Emeka Okafor, UConn (103 GP, 441 blks.)
11. 4.21 - Justin Williams, Wyoming (58 GP, 244 blks.)
12. 4.17 - Hasheem Thabeet, UConn (100 GP, 417 blks.)
13. 4.11 - Justin Rowe, Maine (55 GP, 226 blks.)
14. 4.00 - Jarvis Varnado, Mississippi St. (141 GP, 564 blks.)
15. 3.96 - Travis Williams, Hampton (114 GP, 452 blks.)
16. 3.87 - Lorenzo Coleman, Tennessee Tech (113 GP, 437 blks.)
17. 3.83 - Theo Ratliff, Wyoming (111GP, 425 blks.)
- 18. 3.82 - Jamarion Sharp, Western Ky./Ole Miss (89 GP, 340 blks.)**

Career Blocked Shots

59. 343 - A.J. Hammons, Purdue
- 60. 340 - Jamarion Sharp, Western Ky./Ole Miss**
- t61. 339 - Osun Osunniyi, Iowa State
- t61. 339 - Derrick Lewis, Maryland

RUNNING THE COURT LIKE MCKENZIE LONG

Ole Miss is averaging 12.12 fastbreak points this season, ranking No. 76 in the NCAA. Outscoring their opponents 316-174 in fastbreak points this year, the Rebels have scored equal or more fastbreak points in 23 of 26 games.

Ole Miss has created their opportunities for quick points by ranking seventh in the country in blocks per game and 42nd in steals per game.

"THE SMOOTH CRIMINAL ON BEAT BRAKES"

From December 16 to January 10, senior **Jaemyn Brakefield** was playing in a unique state of mind. The forward from Jackson, Miss. shot 67.2 percent from the field (45-67) and 56.5 percent from three (13-23), averaging 20.8 points, 4.7 rebounds, 2.0 assists, and 1.8 steals per game. He set career-highs for points in a game twice during that stretch, first with 27 against Cal before scoring 28 in the Rebels' win over Florida.

OPPONENT NET RATINGS		
Opponent	NET	Result
Alabama State	304	W, 69-59
Eastern Washington	135	W, 75-64
Detroit Mercy	359	W, 70-69
Sam Houston St.	170	W, 70-67
Temple	243	W, 77-76
NC State	80	W, 72-52
Memphis	82	W, 80-77
Mount St. Mary's	239	W, 77-68
UCF	74	W, 70-68
California	117	W, 88-78
Troy	141	W, 74-53
Southern Miss	236	W, 89-72
Bryant	157	W, 95-78
Tennessee	6	L, 64-90
Florida	30	W, 103-85
Vanderbilt	230	W, 69-56
LSU	84	L, 80-89
Auburn	7	L, 59-82
Arkansas	123	W, 77-51
Texas A&M	49	W, 71-68
Mississippi State	36	W, 86-82
Auburn	7	L, 77-91
South Carolina	58	L, 65-68
Kentucky	24	L, 63-75
Missouri	146	W, 79-76
Mississippi State	36	L, 71-83
South Carolina	58	--
Alabama	5	--
Missouri	146	--
Georgia	95	--
Texas A&M	49	--

OLE MISS NET RATING		
	NET	Record
Ole Miss	68	19-7

MILESTONE AND RECORD WATCH

MILESTONES

Jaemyn Brakefield

Career Points 999 (921 at Ole Miss)
3-Pointers Made at Ole Miss 93

Jaylen Murray

Career Points 917
Career Assists 223
Career Rebounds 199

Moussa Cisse

Career Points 697
Career Blocks 189

Jamarion Sharp

Career Field Goals Made 249
Career Free Throws Made 90
Career Rebounds 592

TOP-10 SINGLE SEASON AT OLE MISS

Blocks 61, Sharp (6th)

TOP-FIVE SINGLE SEASON TEAM

3-Point Percentage 38.3 (2nd)

“AROUND THE ‘ARC’, A PERIMETER CREATE”

Ole Miss has been strong at defending the three-point shot this season, holding opponents to 33.2% from deep. The Rebels have kept their foe under 25% in seven games this year:

- Nov. 10 vs. Eastern Washington: 4-22 (18.2%)
- Nov. 28 vs. NC State: 3-25 (12.0%)
- Dec. 2 vs. Memphis: 3-18 (16.7%)
- Dec. 5 vs. Mount St. Mary's: 5-25 (20.0%)
- Dec. 10 at UCF: 4-22 (18.2%)
- Jan. 13 vs. Vanderbilt: 4-18 (22.2%)
- Jan. 24 vs. Arkansas: 5-22 (22.7%)

IT'S ELITE IN THE 'SIP

Ole Miss is one of just three FBS programs in the country to start at 10-0 in hoops and compile a 10-win season in football. They are joined by James Madison and Oklahoma. The No. 11 Ole Miss football team defeated No. 10 Penn State 38-25 in the Chick-fil-A Peach Bowl on December 30 in Atlanta.

“IT AIN'T GON' NEVER STOP”

Head coach **Chris Beard** and staff continue to work on securing the future for Ole Miss basketball, and did so with a pair of signees in the NLI early signing period in November:

John Bol • F • 7-1 • Buma • Overtime Elite

Ranked as the second-highest recruit in program history according to 247Sports, Bol is a consensus four-star recruit, ranking as high as No. 38 in the nation by 247Sports and No. 40 by ESPN. He is an elite shot blocker and rebounder who stands at 7'1" and is able to affect the game on both ends of the floor. Ranked as the top player in the state of Georgia by ESPN, Bol has developed a reputation as one of the hardest playing big men in the country.

Eduardo Klafke • G • 6-5 • Franca-Sao Paulo, Brazil • NBA Academy Latin America

A combo guard from the prestigious NBA Academy Latin America, Klafke will come to Oxford from Franca-Sao Paulo, Brazil. One of the top international players in his age group, he has consistently played above his age while representing Brazil on the national stage, playing in U19 games as a 17-year-old. Klafke will help bring a spark to the offense as an elite shooter and is excellent in playing both on and off the ball.

HOW'S THE WEATHER?

The roster for Ole Miss this season has the tallest student-athlete in Division I in forward **Jamarion Sharp**, and has the shortest student-athlete in the country in guard **Cam Brent**. The two stand a full two feet apart in height, with Sharp at 7'5" and Brent at 5'5".

VALUED LEADERSHIP

The Ole Miss men's basketball coaching staff is one of the more experienced around the country. In his 14th year as a collegiate head coach, **Chris Beard** is joined on the court by former head coaches **Win Case** (16 years), **Brian Burg** (three years), and **Wes Flanigan** (two years). Assistant coach **Bob Donewald Jr.** has 16 years of head coaching experience at the professional and national level, while assistant **Al Pinkins** has been an associate or assistant coach at six different NCAA Division-I programs, including four within the SEC. The Ole Miss coaching staff has experience at five other SEC programs: Auburn, Florida, LSU, Mississippi State, and Tennessee.

“WE BALLIN' LIKE THE MARCH MADNESS”

Among the seven transfers for the Rebels, over half have been to the NCAA Tournament during their collegiate career, with a total of five appearances. **Brandon Murray** (LSU, 2022 First Round), **Austin Nunez** (Arizona State, 2023 First Round), and **Jaylen Murray** (Saint Peter's, 2022 Elite Eight) have each been to the postseason once in their careers, while **Allen Flanigan** has been twice (Auburn, 2022 and 2023 Second Round).

GAME-BY-GAME STARTING LINEUPS

Opponent	Date	Result	PG	G	G	G/F	F/C	Lineup	Record
Alabama State	11-06	W, 69-59	J. Murray	Murrell	Flanigan	Brakefield	Sharp	#1	1-0
Eastern Washington	11-10	W, 75-64	J. Murray	Murrell	Flanigan	Brakefield	Sharp	#1	2-0
Detroit Mercy	11-14	W, 70-69	J. Murray	Murrell	Flanigan	Brakefield	Sharp	#1	3-0
Sam Houston State	11-17	W, 70-67	J. Murray	Murrell	Flanigan	Brakefield	Sharp	#1	4-0
Temple	11-22	W, 77-76	J. Murray	Murrell	Flanigan	Brakefield	Sharp	#1	5-0
NC State	11-28	W, 72-52	J. Murray	Murrell	Flanigan	Brakefield	Sharp	#1	6-0
Memphis	12-2	W, 80-77	J. Murray	Murrell	Flanigan	Brakefield	Sharp	#1	7-0
Mount St. Mary's	12-5	W, 77-68	J. Murray	Murrell	Flanigan	Brakefield	Sharp	#1	8-0
UCF	12-10	W, 70-68	J. Murray	Murrell	Flanigan	Brakefield	Sharp	#1	9-0
California	12-16	W, 88-78	J. Murray	Murrell	Flanigan	Brakefield	Sharp	#1	10-0
Troy	12-19	W, 74-53	J. Murray	Murrell	Flanigan	Brakefield	Sharp	#1	11-0
Southern Miss	12-23	W, 89-72	J. Murray	Murrell	Flanigan	Brakefield	Sharp	#1	12-0
Bryant	12-31	W, 95-78	J. Murray	Murrell	Flanigan	Brakefield	Sharp	#1	13-0
Tennessee	1-6	L, 64-90	J. Murray	Murrell	Flanigan	Brakefield	Sharp	#1	13-1
Florida	1-10	W, 103-85	J. Murray	Murrell	Flanigan	Brakefield	Cisse	#2	1-0
Vanderbilt	1/13	W, 69-56	J. Murray	Murrell	Flanigan	Brakefield	Cisse	#2	2-0
LSU	1/17	L, 80-89	J. Murray	Murrell	Flanigan	Brakefield	Cisse	#2	2-1
Auburn	1/20	L, 59-82	J. Murray	Murrell	Flanigan	Brakefield	Cisse	#2	2-2
Arkansas	1/24	W, 77-51	J. Murray	Murrell	Flanigan	Brakefield	Cisse	#2	3-2
Texas A&M	1/27	W, 71-68	J. Murray	Murrell	Flanigan	Brakefield	Cisse	#2	4-2
Mississippi State	1/30	W, 86-82	J. Murray	Murrell	Flanigan	Brakefield	Cisse	#2	5-2
Auburn	2/3	L, 77-91	J. Murray	Murrell	Flanigan	Brakefield	Cisse	#2	5-3
South Carolina	2/6	L, 65-68	J. Murray	Murrell	Flanigan	Brakefield	Cisse	#2	5-4
Kentucky	2/13	L, 63-75	J. Murray	Murrell	Flanigan	Brakefield	Cisse	#2	5-5
Missouri	2/17	W, 79-76	J. Murray	Murrell	Flanigan	Brakefield	Cisse	#2	6-5
Mississippi State	2/21	L, 71-83	J. Murray	Murrell	Flanigan	Brakefield	Cisse	#2	6-6
South Carolina									
Alabama									
Missouri									
Georgia									
Texas A&M									

REBEL STARTING/GAMES PLAYED HISTORY

CAREER STARTS			CAREER GAMES PLAYED		
Name	Season	Career	Name	Season	Career
Cameron Barnes	0	0	Cameron Barnes	0	0
Jaemyn Brakefield	26	84	Jaemyn Brakefield	26	113
Cam Brent	0	0	Cam Brent	5	5
TJ Caldwell	0	7	TJ Caldwell	26	57
Moussa Cisse	11	100	Moussa Cisse	20	94
Robert Cowherd	0	0	Robert Cowherd	10	10
Allen Flanigan	26	95	Allen Flanigan	26	140
Jacob Gazzo	0	0	Jacob Gazzo	0	0
Rashaud Marshall	0	0	Rashaud Marshall	18	18
Cole McGrath	0	0	Cole McGrath	6	6
Gavin Murphy	0	0	Gavin Murphy	0	0
Brandon Murray	0	59	Brandon Murray	17	77
Jaylen Murray	26	40	Jaylen Murray	26	88
Matthew Murrell	26	82	Matthew Murrell	26	115
Austin Nunez	0	2	Austin Nunez	24	52
Jamarion Sharp	14	74	Jamarion Sharp	25	89

OVERALL STATS

Game Records

Record	Overall	Home	Away	Neutral
ALL GAMES	19-7	14-1	3-6	2-0
CONFERENCE	6-7	5-1	1-6	0-0
NON-CONFERENCE	13-0	9-0	2-0	2-0

Team Box Score

No.	Player				Total		3-Point		F-Throw		Rebounds											
		GP-GS	MIN	AVG	FG-FGA	FG%	3FG-3FGA	3FG%	FT-FTA	FT%	OFF	DEF	TOT	AVG	PF	DQ	A	TO	BLK	STL	PTS	AVG
11	MURRELL, Matthew	26-26	891:50	34.3	159-333	.477	66-161	.410	67-89	.753	16	85	101	3.9	56	1	62	46	8	46	451	17.3
7	FLANIGAN, Allen	26-26	834:55	32.1	137-316	.434	12-42	.286	114-139	.820	33	139	172	6.6	65	1	79	56	21	42	400	15.4
5	MURRAY, Jaylen	26-26	829:39	31.9	128-297	.431	59-144	.410	48-65	.738	10	53	63	2.4	40	1	104	46	12	35	363	14.0
4	BRAKEFIELD, Jaemyn	26-26	748:22	28.8	103-220	.468	28-77	.364	74-89	.831	39	87	126	4.8	44	1	64	35	12	23	308	11.8
2	CALDWELL, TJ	26-0	474:09	18.2	49-125	.392	18-49	.367	29-39	.744	17	45	62	2.4	42	1	23	20	0	13	145	5.6
0	MURRAY, Brandon	17-0	330:56	19.5	28-70	.400	8-21	.381	14-17	.824	12	33	45	2.6	25	0	25	15	5	12	78	4.6
33	CISSE, Moussa	20-12	331:09	16.6	38-72	.528	0-1	.000	9-27	.333	45	45	90	4.5	45	1	6	19	27	13	85	4.3
3	SHARP, Jamarion	25-14	410:41	16.4	37-63	.587	0-1	.000	15-28	.536	44	61	105	4.2	52	0	17	13	61	17	89	3.6
25	MARSHALL, Rashaud	18-0	94:02	5.2	10-16	.625	0-0	.000	6-9	.667	6	10	16	0.9	13	0	6	6	2	2	26	1.4
13	COWHERD, Robert	10-0	89:44	9.0	4-11	.364	2-8	.250	0-0	.000	1	4	5	0.5	14	0	2	3	2	5	10	1.0
1	NUNEZ, Austin	24-0	154:14	6.4	5-18	.278	4-10	.400	1-2	.500	2	10	12	0.5	15	0	16	4	1	8	15	0.6
55	BRENT, Cam	5-0	04:51	1.0	0-0	.000	0-0	.000	0-0	.000	0	0	0	0.0	1	0	0	0	0	0	0	0.0
30	MCGRATH, Cole	6-0	05:28	0.9	0-1	.000	0-1	.000	0-0	.000	0	0	0	0.0	0	0	0	0	0	0	0	0.0
Team											50	41	91						13			
Total		26	5200		698-1542	.453	197-515	.383	377-504	.748	275	613	888	34.2	412	6	404	276	151	216	1970	75.8
Opponents		26	5200		674-1551	.435	188-567	.332	341-483	.706	330	617	947	36.4	439	7	369	333	84	171	1877	72.2

Score by Periods

Team	1st	2nd	OT	TOT
Ole Miss	940	1030	0	1970
Opponents	885	992	0	1877

CONFERENCE

Game Records

Record	Overall	Home	Away	Neutral
ALL GAMES	6-7	5-1	1-6	0-0
CONFERENCE	6-7	5-1	1-6	0-0
NON-CONFERENCE	0-0	0-0	0-0	0-0

Team Box Score

No.	Player				Total		3-Point		F-Throw		Rebounds											
		GP-GS	MIN	AVG	FG-FGA	FG%	3FG-3FGA	3FG%	FT-FTA	FT%	OFF	DEF	TOT	AVG	PF	DQ	A	TO	BLK	STL	PTS	AVG
11	MURRELL, Matthew	13-13	444:02	34.2	82-172	.477	35-83	.422	31-38	.816	9	39	48	3.7	29	1	24	19	4	16	230	17.7
7	FLANIGAN, Allen	13-13	418:04	32.2	65-149	.436	4-22	.182	49-57	.860	9	66	75	5.8	35	1	36	30	10	20	183	14.1
5	MURRAY, Jaylen	13-13	424:39	32.7	60-152	.395	30-81	.370	22-28	.786	8	28	36	2.8	20	0	56	22	4	19	172	13.2
4	BRAKEFIELD, Jaemyn	13-13	381:58	29.4	56-117	.479	14-38	.368	42-50	.840	14	34	48	3.7	28	1	35	22	3	13	168	12.9
33	CISSE, Moussa	13-12	230:49	17.8	28-48	.583	0-1	.000	5-14	.357	35	29	64	4.9	34	1	5	12	16	8	61	4.7
0	MURRAY, Brandon	13-0	256:15	19.7	20-56	.357	6-16	.375	8-10	.800	10	25	35	2.7	18	0	19	10	4	9	54	4.2
2	CALDWELL, TJ	13-0	165:07	12.7	15-48	.313	5-18	.278	8-10	.800	7	14	21	1.6	20	1	3	3	0	6	43	3.3
3	SHARP, Jamarion	12-1	172:29	14.4	14-25	.560	0-1	.000	9-18	.500	25	20	45	3.8	28	0	8	8	28	5	37	3.1
25	MARSHALL, Rashaud	7-0	30:31	4.4	2-5	.400	0-0	.000	3-5	.600	3	0	3	0.4	4	0	1	1	0	0	7	1.0
1	NUNEZ, Austin	12-0	72:09	6.0	3-9	.333	3-6	.500	0-0	.000	1	7	8	0.7	7	0	6	3	1	3	9	0.8
55	BRENT, Cam	2-0	01:59	1.0	0-0	.000	0-0	.000	0-0	.000	0	0	0	0.0	0	0	0	0	0	0	0	0.0
30	MCGRATH, Cole	2-0	01:59	1.0	0-1	.000	0-1	.000	0-0	.000	0	0	0	0.0	0	0	0	0	0	0	0	0.0
Team											27	16	43				10					
Total		13	2600		345-782	.441	97-267	.363	177-230	.770	148	278	426	32.8	223	5	193	140	70	99	964	74.2
Opponents		13	2600		358-764	.469	95-261	.364	185-267	.693	167	307	474	36.5	211	1	206	157	51	82	996	76.6

NON-CONFERENCE

Game Records

Record	Overall	Home	Away	Neutral
ALL GAMES	13-0	9-0	2-0	2-0
CONFERENCE	0-0	0-0	0-0	0-0
NON-CONFERENCE	13-0	9-0	2-0	2-0

Team Box Score

No.	Player				Total		3-Point		F-Throw		Rebounds											
		GP-GS	MIN	AVG	FG-FGA	FG%	3FG-3FGA	3FG%	FT-FTA	FT%	OFF	DEF	TOT	AVG	PF	DQ	A	TO	BLK	STL	PTS	AVG
11	MURRELL, Matthew	13-13	447:47	34.4	77-161	.478	31-78	.397	36-51	.706	7	46	53	4.1	27	0	38	27	4	30	221	17.0
7	FLANIGAN, Allen	13-13	416:50	32.1	72-167	.431	8-20	.400	65-82	.793	24	73	97	7.5	30	0	43	26	11	22	217	16.7
5	MURRAY, Jaylen	13-13	404:60	31.2	68-145	.469	29-63	.460	26-37	.703	2	25	27	2.1	20	1	48	24	8	16	191	14.7
4	BRAKEFIELD, Jaemyn	13-13	366:24	28.2	47-103	.456	14-39	.359	32-39	.821	25	53	78	6.0	16	0	29	13	9	10	140	10.8
2	CALDWELL, TJ	13-0	309:02	23.8	34-77	.442	13-31	.419	21-29	.724	10	31	41	3.2	22	0	20	17	0	7	102	7.8
0	MURRAY, Brandon	4-0	74:42	18.7	8-14	.571	2-5	.400	6-7	.857	2	8	10	2.5	7	0	6	5	1	3	24	6.0
3	SHARP, Jamarion	13-13	238:12	18.3	23-38	.605	0-0	.000	6-10	.600	19	41	60	4.6	24	0	9	5	33	12	52	4.0
33	CISSE, Moussa	7-0	100:21	14.3	10-24	.417	0-0	.000	4-13	.308	10	16	26	3.7	11	0	1	7	11	5	24	3.4
25	MARSHALL, Rashaud	11-0	63:31	5.8	8-11	.727	0-0	.000	3-4	.750	3	10	13	1.2	9	0	5	5	2	2	19	1.7
13	COWHERD, Robert	10-0	89:44	9.0	4-11	.364	2-8	.250	0-0	.000	1	4	5	0.5	14	0	2	3	2	5	10	1.0
1	NUNEZ, Austin	12-0	82:05	6.8	2-9	.222	1-4	.250	1-2	.500	1	3	4	0.3	8	0	10	1	0	5	6	0.5
55	BRENT, Cam	3-0	02:53	1.0	0-0	.000	0-0	.000	0-0	.000	0	0	0	0.0	1	0	0	0	0	0	0	0.0
30	MCGRATH, Cole	4-0	03:29	0.9	0-0	.000	0-0	.000	0-0	.000	0	0	0	0.0	0	0	0	0	0	0	0	0.0
Team											23	25	48				3					
Total		13	2600		353-760	.464	100-248	.403	200-274	.730	127	335	462	35.5	189	1	211	136	81	117	1006	77.4
Opponents		13	2600		316-787	.402	93-306	.304	156-216	.722	163	310	473	36.4	228	6	163	176	33	89	881	67.8

HOME STATS

Game Records

Record	Overall	Home	Away	Neutral
ALL GAMES	14-1	14-1	0-0	0-0
CONFERENCE	5-1	5-1	0-0	0-0
NON-CONFERENCE	9-0	9-0	0-0	0-0

Team Box Score

No.	Player				Total		3-Point		F-Throw		Rebounds											
		GP-GS	MIN	AVG	FG-FGA	FG%	3FG-3FGA	3FG%	FT-FTA	FT%	OFF	DEF	TOT	AVG	PF	DQ	A	TO	BLK	STL	PTS	AVG
11	MURRELL, Matthew	15-15	513:32	34.2	97-197	.492	42-100	.420	45-62	.726	7	52	59	3.9	30	0	37	24	7	34	281	18.7
7	FLANIGAN, Allen	15-15	466:33	31.1	81-188	.431	8-26	.308	65-82	.793	21	80	101	6.7	37	0	45	28	16	18	235	15.7
5	MURRAY, Jaylen	15-15	502:29	33.5	77-181	.425	35-88	.398	32-43	.744	4	32	36	2.4	18	0	76	27	11	20	221	14.7
4	BRAKEFIELD, Jaemyn	15-15	448:10	29.9	58-130	.446	14-43	.326	40-47	.851	25	54	79	5.3	24	0	44	19	11	10	170	11.3
2	CALDWELL, TJ	15-0	299:37	20.0	30-74	.405	12-31	.387	18-25	.720	12	29	41	2.7	19	0	17	14	0	9	90	6.0
0	MURRAY, Brandon	8-0	163:42	20.5	18-34	.529	5-12	.417	3-5	.600	5	22	27	3.4	15	0	9	5	2	6	44	5.5
33	CISSE, Moussa	10-6	142:05	14.2	21-36	.583	0-0	.000	3-9	.333	25	22	47	4.7	25	1	1	9	11	7	45	4.5
3	SHARP, Jamarion	14-9	238:60	17.1	26-39	.667	0-0	.000	7-15	.467	24	45	69	4.9	30	0	11	7	39	13	59	4.2
25	MARSHALL, Rashaud	13-0	66:50	5.1	8-13	.615	0-0	.000	3-4	.750	3	8	11	0.8	11	0	5	4	2	1	19	1.5
13	COWHERD, Robert	8-0	84:57	10.6	3-10	.300	1-7	.143	0-0	.000	1	3	4	0.5	12	0	2	3	2	5	7	0.9
1	NUNEZ, Austin	13-0	65:04	5.0	1-4	.250	0-1	.000	0-0	.000	0	6	6	0.5	6	0	7	1	1	5	2	0.2
55	BRENT, Cam	4-0	03:43	0.9	0-0	.000	0-0	.000	0-0	.000	0	0	0	0.0	0	0	0	0	0	0	0	0.0
30	MCGRATH, Cole	5-0	04:20	0.9	0-1	.000	0-1	.000	0-0	.000	0	0	0	0.0	0	0	0	0	0	0	0	0.0
Team											31	28	59					5				
Total		15	3000		420-907	.463	117-309	.379	216-292	.740	158	381	539	35.9	227	1	254	146	102	128	1173	78.2
Opponents		15	3000		374-903	.414	99-321	.308	181-259	.699	191	358	549	36.6	252	5	209	196	47	89	1028	68.5

AWAY STATS

Game Records

Record	Overall	Home	Away	Neutral
ALL GAMES	3-6	0-0	3-6	0-0
CONFERENCE	1-6	0-0	1-6	0-0
NON-CONFERENCE	2-0	0-0	2-0	0-0

Team Box Score

No.	Player				Total		3-Point		F-Throw		Rebounds											
		GP-GS	MIN	AVG	FG-FGA	FG%	3FG-3FGA	3FG%	FT-FTA	FT%	OFF	DEF	TOT	AVG	PF	DQ	A	TO	BLK	STL	PTS	AVG
7	FLANIGAN, Allen	9-9	301:53	33.5	49-107	.458	4-15	.267	41-45	.911	7	45	52	5.8	24	1	24	26	5	20	143	15.9
11	MURRELL, Matthew	9-9	306:17	34.0	47-112	.420	16-47	.340	15-19	.789	8	24	32	3.6	21	1	18	18	1	9	125	13.9
5	MURRAY, Jaylen	9-9	272:03	30.2	37-90	.411	19-49	.388	14-20	.700	5	18	23	2.6	17	1	23	15	1	11	107	11.9
4	BRAKEFIELD, Jaemyn	9-9	242:26	26.9	32-70	.457	8-24	.333	24-31	.774	12	26	38	4.2	19	1	16	16	1	9	96	10.7
2	CALDWELL, TJ	9-0	149:01	16.6	15-42	.357	4-13	.308	10-13	.769	5	16	21	2.3	19	1	2	4	0	4	44	4.9
33	CISSE, Moussa	8-6	154:51	19.4	15-30	.500	0-1	.000	6-16	.375	15	18	33	4.1	19	0	4	9	15	5	36	4.5
0	MURRAY, Brandon	7-0	132:42	19.0	7-32	.219	2-8	.250	7-8	.875	6	9	15	2.1	6	0	11	8	2	4	23	3.3
3	SHARP, Jamarion	9-3	136:15	15.1	10-20	.500	0-1	.000	7-11	.636	18	14	32	3.6	17	0	5	6	16	3	27	3.0
25	MARSHALL, Rashaud	4-0	26:04	6.5	2-3	.667	0-0	.000	3-5	.600	3	2	5	1.3	2	0	1	2	0	1	7	1.8
13	COWHERD, Robert	2-0	04:47	2.4	1-1	1.000	1-1	1.000	0-0	.000	0	1	1	0.5	2	0	0	0	0	0	3	1.5
1	NUNEZ, Austin	9-0	73:43	8.2	3-10	.300	3-7	.429	0-0	.000	2	4	6	0.7	7	0	8	3	0	2	9	1.0
Team											19	9	28					8				
Total		9	1800		218-517	.422	57-166	.343	127-168	.756	100	186	286	31.8	153	5	112	115	41	68	620	68.9
Opponents		9	1800		249-532	.468	72-201	.358	129-187	.690	117	213	330	36.7	151	1	138	110	35	74	699	77.7

TEAM GAME-BY-GAME

Opponent	Date	Score	W	Total		3-Pointers		Free throws		Rebounds				PF	A	TO	BLK	STL	PTS	AVG
				FG-FGA	PCT	3FG-3FGA	PCT	FT-FTA	PCT	OFF	DEF	TOT	AVG							
Alabama St.	11/06/2023	69-59	W	25-68	.368	7-29	.241	12-25	.480	17	35	52	52.0	15	14	8	8	6	69	69.0
Eastern Wash.	11/10/2023	75-64	W	29-61	.475	3-12	.250	14-19	.737	6	23	29	40.5	12	15	8	3	14	75	72.0
Detroit Mercy	11/14/2023	70-69	W	28-62	.452	9-18	.500	5-6	.833	10	18	28	36.3	16	22	8	4	9	70	71.3
Sam Houston	11/17/2023	70-67	W	20-46	.435	3-18	.167	27-34	.794	9	26	35	36.0	13	15	13	8	6	70	71.0
at Temple	11/22/2023	77-76	W	30-59	.508	10-18	.556	7-9	.778	14	22	36	36.0	14	18	13	5	7	77	72.2
NC State	11/28/2023	72-52	W	24-59	.407	7-20	.350	17-20	.850	10	29	39	36.5	14	11	7	9	7	72	72.2
Memphis	12/02/2023	80-77	W	29-64	.453	11-22	.500	11-15	.733	10	29	39	36.9	14	19	13	10	6	80	73.3
Mount St. Mary's	12/05/2023	77-68	W	26-54	.481	5-15	.333	20-25	.800	8	28	36	36.8	11	16	13	7	11	77	73.8
at UCF	12/10/2023	70-68	W	20-45	.444	6-15	.400	24-34	.706	7	22	29	35.9	23	11	15	6	8	70	73.3
vs California	12/16/2023	88-78	W	31-59	.525	12-21	.571	14-16	.875	6	26	32	35.5	13	21	8	6	9	88	74.8
Troy	12/19/2023	74-53	W	27-59	.458	10-24	.417	10-15	.667	11	21	32	35.2	12	16	14	8	16	74	74.7
vs Southern Miss.	12/23/2023	89-72	W	29-59	.492	11-19	.579	20-28	.714	11	20	31	34.8	19	17	7	2	11	89	75.9
Bryant	12/31/2023	95-78	W	35-65	.538	6-17	.353	19-28	.679	8	36	44	35.5	13	16	9	5	7	95	77.4
at Tennessee	01/06/2024	64-90	L	23-54	.426	6-16	.375	12-17	.706	4	20	24	34.7	14	11	11	4	8	64	76.4
Florida	01/10/2024	103-85	W	39-66	.591	8-20	.400	17-20	.850	10	24	34	34.7	21	17	8	16	9	103	78.2
Vanderbilt	01/13/2024	69-56	W	24-59	.407	10-25	.400	11-15	.733	12	30	42	35.1	15	18	8	6	6	69	77.6
at LSU	01/17/2024	80-89	L	24-65	.369	6-24	.250	26-29	.897	10	25	35	35.1	19	7	10	5	8	80	77.8
at Auburn	01/20/2024	59-82	L	21-57	.368	4-17	.235	13-18	.722	16	14	30	34.8	13	11	17	3	10	59	76.7
Arkansas	01/24/2024	77-51	W	31-66	.470	7-19	.368	8-10	.800	16	27	43	35.3	17	17	9	6	8	77	76.7
at Texas A&M	01/27/2024	71-68	W	25-60	.417	10-24	.417	11-15	.733	13	21	34	35.2	19	15	11	5	6	71	76.5
Mississippi St.	01/30/2024	86-82	W	32-63	.508	12-30	.400	10-13	.769	9	16	25	34.7	18	22	7	2	12	86	76.9
Auburn	02/03/2024	77-91	L	28-62	.452	8-19	.421	13-17	.765	8	18	26	34.3	14	20	8	6	5	77	76.9
at South Carolina	02/06/2024	65-68	L	28-55	.509	4-10	.400	5-7	.714	7	21	28	34.0	12	13	9	5	4	65	76.4
at Kentucky	02/13/2024	63-75	L	24-65	.369	5-23	.217	10-18	.556	14	22	36	34.1	15	14	12	6	11	63	75.8
Missouri	02/17/2024	79-76	W	23-53	.434	11-21	.524	22-30	.733	14	21	35	34.2	22	16	13	4	6	79	76.0
at Mississippi St.	02/21/2024	71-83	L	23-57	.404	6-19	.316	19-21	.905	15	19	34	34.2	24	12	17	2	6	71	75.8
Total		1970		698-1542	.453	197-515	.383	377-504	.748	275	613	888	34.2	412	404	276	151	216	1970	75.8
Opponents		1877		674-1551	.435	188-567	.332	341-483	.706	330	617	947	36.4	439	369	333	84	171	1877	72.2

Ole Miss Averages

Games Played	Points/game	FG Pct	3FG Pct	FT Pct	Rebounds/game	Assists/game	Turnovers/game	Assist/Turnover ratio	Steals/game	Blocks/game
26	75.8	45.3	38.3	74.8	34.2	15.5	10.6	1.5	8.3	5.8

THE LAST TIME ...

AN OLE MISS TEAM...

Scored 100+ points at home.....103 vs. Florida (Jan. 10, 2024)
 Scored 100+ points on the road.....104 at Mississippi St. (4ot) (Jan. 24, 1990)
 Scored 100+ points and lost.....105 vs. Oregon (Dec. 8, 2013)
 Scored 110+ points.....111 vs. Mississippi Valley St. (Nov. 22, 2013)
 Scored 50 points or less.....48 vs. Western Kentucky (Dec. 11, 2021)
 Scored 40 points or less.....37 vs. Oklahoma St. (Nov. 29, 2019)
 Scored 50 or less and won.....50-48 vs. SMU (Jan. 3, 2012)
 Held opponent to 50 or less.....46 vs. Vanderbilt (March 6, 2021)
 Won an overtime game.....86-84 at Auburn (Feb. 6, 2021)
 Lost an overtime game.....61-69 vs. Mississippi State (Feb. 18, 2023)
 Won a double overtime game.....90-87 vs. Texas Tech (Mar. 23, 2010)
 Lost a double overtime game.....83-82 vs. #16 Auburn (Jan. 28, 2020)
 Played a triple overtime game.....Never Happened
 Played a four-overtime game.....104-102 at Mississippi St. (Jan. 24, 1990)

Made 10+ three-point field goals.....11 vs. Missouri (Feb. 17, 2024)
 Made 12+ three-point field goals.....12 vs. Mississippi State (Jan. 30, 2024)
 Made 15+ three-point field goals.....15 at Syracuse (March 18, 2017)
 Allowed 10+ three-point field goals.....12 vs. Auburn (Feb. 3, 2024)
 Had 15+ rebound margin.....15 vs. Arkansas (Jan. 24, 2024)
 Had 20+ rebound margin.....21 vs. Rider (Nov. 30, 2021)
 Had 25+ rebound margin.....24 vs. UT Martin (Dec. 22, 2020)
 Had 50+ rebounds.....52 vs. Alabama State (Nov. 6, 2023)
 Had 60+ rebounds.....64 vs. Troy (Nov. 27, 2007)
 Had two players with 10+ rebounds.....Nysier Brooks (15), Tye Fagan (10)
 Had three players with 10+ rebounds.....vs. Georgia (Jan. 9, 2016)
 ..Sebastian Saiz (10), Martavious Newby (10), and Rasheed Brooks (10)
 Had two players with 20+ points.....Jaylen Murray (21), Matthew Murrell (20)
 ..vs. Kentucky (March 2, 2021)
 Had two players with a double-double.....KJ Buffen (16 points, 10 rebounds), Romello White (11 points, 10 rebounds)
 Attempted 30+ free throws.....30 vs. Missouri (Feb. 17, 2024)
 Attempted 40+ free throws.....44 at South Carolina (Feb. 13, 2021)
 Attempted 50+ free throws.....55 vs. Missouri (March 9, 2017)
 Made 25+ free throws.....26 at LSU (Jan. 17, 2024)
 Made 30+ free throws.....34 at South Carolina (Feb. 13, 2021)
 Made 35+ free throws.....40 vs. Georgia Southern (Nov. 17, 2015)
 Made 40+ free throws.....40 vs. Georgia Southern (Nov. 17, 2015)
 Shot 100% from FT line (min. 10 att.).....13-13 vs. Arkansas (Jan. 26, 2022)
 Shot 100% from FT line (min. 20 att.).....10-10, vs. Mississippi St. (Feb. 28, 1959)
 Shot 90% or better from FT line.....90.5% (19-21) at Mississippi State (Feb. 21, 2024)

Had 20+ assists.....20 vs. Auburn (Feb. 3, 2024)
 Had 20+ assists in two straight.....vs. Mississippi State (22) and Auburn (21), 2023-24
 Had 25+ assists.....25 vs. UT Martin (Dec. 22, 2020)
 Had 30+ assists.....32 vs. Centenary (Dec. 19, 2009)

Had 20+ turnovers.....27 at #18 Tennessee (Jan. 5, 2022)
 Had 25+ turnovers.....27 at #18 Tennessee (Jan. 5, 2022)
 Forced 20+ turnovers.....25 vs. Troy (Dec. 19, 2023)
 Forced 25+ turnovers.....25 vs. Troy (Dec. 19, 2023)
 Forced 30+ turnovers.....31 vs. Louisiana-Monroe (Nov. 24, 2007)

Had 10+ steals.....11 at Kentucky (Feb. 13, 2024)
 Had 15+ steals.....16 vs. Troy (Dec. 19, 2023)
 Had 20+ steals.....20 vs. Lipscomb (Nov. 23, 2012)

Blocked 5+ shots.....6 at Kentucky (Feb. 13, 2024)
 Blocked 10+ shots.....16 vs. Florida (Jan. 10, 2024)
 Blocked 12+ shots.....16 vs. Florida (Jan. 10, 2024)

Beat a ranked team.....76-72 vs. #25 LSU (Feb. 1, 2022)
 Beat a ranked team at home.....67-63 vs. #18 Memphis (Dec. 4, 2021)
 Beat a ranked team on the road.....76-72 vs. #25 LSU (Feb. 1, 2022)
 Beat a ranked team on a neutral floor.....75-68 vs. #23 Creighton (Nov. 28, 2014)

Kept every opposing player out of double figures.....vs. UT Martin (Dec. 22, 2020)
 Had all five starters score in double figures.....at Missouri (Mar. 4, 2023)
 Had five players score in double figures.....vs. California (Dec. 16, 2023)
 Had six players score in double figures.....vs. Valparaiso (Dec. 10, 2022)
 Had no players score in double figures.....vs. Oklahoma State (Nov. 29, 2019)

Overcame a 5-point+ halftime deficit to win.....7 vs. Memphis (Dec. 2, 2023)
 Overcame a 5-point+ halftime deficit on road to win.....6 at Auburn (Feb. 6, 2021)
 Overcame a 10-point+ halftime deficit to win.....16 vs. Penn State (Nov. 27, 2019)
 Overcame a 20-point+ halftime deficit to win.....20 vs. Auburn (Feb. 11, 2017)
 Overcame a 10-point+ second half deficit to win.....11 vs. Memphis (Dec. 2, 2023)
 Overcame a 15-point+ second half deficit to win.....21 vs. Penn State (Nov. 27, 2019)
 Overcame a 20-point+ second half deficit to win.....21 vs. Penn State (Nov. 27, 2019)

Went on a 20-0 run.....20 vs. Jackson St. (Dec. 10, 2020)
 Went on a 25-0 run.....28 vs. Chattanooga (Dec. 16, 2018)

AN OLE MISS PLAYER...

Scored 20+ points23, Matthew Murrell at Mississippi State (Feb. 21, 2024)
 Scored 30+ points33, Jarkel Joiner vs. Alabama (Feb. 9, 2022)
 Scored 35+ points40, Breein Tyree vs. Mississippi St. (Feb. 11, 2020)
 Scored 40+ points40, Breein Tyree vs. Mississippi St. (Feb. 11, 2020)
 Scored 50+ points53, Gerald Glass vs. LSU (Mar. 4, 1989)

Scored 20+ points in 5 straight games.....Breein Tyree (Jan. 26-Feb. 14, 2019)
 Scored 20+ points in 10 straight.....Stefan Moody (Nov. 25, 2015-Jan. 28, 2016)
 Scored 20+ points in 14 straight.....Stefan Moody (Nov. 25, 2015-Jan. 28, 2016)
 Scored 20+ points in 18 straight.....Joe Gibbon (Dec. 10, 1956-Feb. 28, 1957)
 Scored 20+ points in 22 straight.....Johnny Neumann (Dec. 1, 1970-Feb. 22, 1971)

Made 5+ 3-pointers.....6, Matthew Murrell vs. Missouri (Feb. 17, 2024)
 Made 7+ 3-pointers.....8, Matthew Murrell vs. #24 Texas A&M (Feb. 28, 2023)
 Made 8+ 3-pointers.....8, Matthew Murrell vs. #24 Texas A&M (Feb. 28, 2023)
 Made 9+ 3-pointers.....9, Deandre Burnett vs. Oral Roberts (Nov. 18, 2016)
 Made 10+ 3-pointers.....10, Marshall Henderson vs. Oregon (Dec. 8, 2013)
 Attempted 10+ 3-pointers.....11, Jaylen Murray vs. Mississippi State (Jan. 30, 2024)
 Attempted 15+ 3-pointers.....17, Stefan Moody vs. Alabama (March 10, 2016)

Had a double-double.....Allen Flanigan (16 pts., 10 reb.) vs. Missouri (Feb. 17, 2024)
 Had a double-double in 2 straight games.....Sebastian Saiz (3/4/17-3/9/17)
 Had a double-double in 3 straight games.....Sebastian Saiz (1/28/17-2/4/17)
 Had a double-double in 4 straight games.....Sebastian Saiz (1/28/17-2/8/17)
 Had a double-double in 5 straight games.....Sebastian Saiz (12/15/16-1/3/17)
 Had a double-double in 6 straight games.....Sebastian Saiz (12/15/16-1/7/17)
 Had a double-double in 7 straight games.....Rahim Lockhart (11/19/99-12/4/99)
 Had 5+ double-doubles in a season.....5, Allen Flanigan, -2023-24 season
 Had 10+ double-doubles in a season.....23, Sebastian Saiz - 2016-17 season
 Had 18+ double-doubles in a season.....23, Sebastian Saiz - 2016-17 season
 Had 20+ double-doubles in a season.....23, Sebastian Saiz - 2016-17 season

Had 20+ points and 15+ rebounds.....Sebastian Saiz, 21 pts/15 rebs
 ..vs. South Carolina (March 4, 2017)
 Had 20+ points and 20+ rebounds.....Walter Actwood, 22 pts/22 rebs
 ..vs. ISU-Evansville (Dec. 1, 1975)
 Had 30+ points and 10+ rebounds.....Romello White (30 points, 10 rebounds)
at Auburn (Feb. 6, 2021)

Had 20+ points and 10+ assists.....Jaylen Murray (21 pts., 11 ast.) vs. Miss. St. (Jan. 30, 2024)

Had 15+ rebounds.....16, Nysier Brooks vs. Mississippi St. (Jan. 8, 2022)
 Had 20+ rebounds.....20, Murphy Holloway vs. Auburn (Feb. 24, 2010)
 Had 10+ rebounds in 2 straight games.....Myles Burns (12/17/22-12/20/22)
 Had 10+ offensive rebounds.....10, Dwayne Curtis vs. Auburn (Feb. 25, 2006)
 Had 10+ defensive rebounds.....10, Allen Flanigan vs. Southern Miss (Dec. 23, 2023)

Had 10+ assists.....11, Jaylen Murray vs. Mississippi State (Jan. 30, 2024)
 Had 15+ assists.....15, Sean Tuohy vs. Auburn (Jan. 26, 1980)
 Had 9+ assists and 0 turnovers.....9, Luis Rodriguez vs. Alabama (Feb. 9, 2022)
 Had 8+ assists and 0 turnovers.....9, Luis Rodriguez vs. Alabama (Feb. 9, 2022)

Had 5+ blocks.....9, Jamarion Sharp vs. Florida (Jan. 10, 2024)
 Had 8+ blocks.....9, Jamarion Sharp vs. Florida (Jan. 10, 2024)

Had 5+ steals.....10, Matthew Murrell vs. Troy (Dec. 19, 2023)
 Had 7+ steals.....10, Matthew Murrell vs. Troy (Dec. 19, 2023)
 Had 8+ steals.....10, Matthew Murrell vs. Troy (Dec. 19, 2023)
 Had 10+ steals.....10, Matthew Murrell vs. Troy (Dec. 19, 2023)

Made 10+ free throws.....10, Allen Flanigan; 10, Jaemyn Brakfield at LSU (Jan. 17, 2024)
 Made 15+ free throws.....15, Stefan Moody vs. Mississippi St. (March 3, 2016)
 Attempted 10+ free throws.....10, Allen Flanigan; 10, Jaemyn Brakfield at LSU (Jan. 17, 2024)
 Attempted 15+ free throws.....18, Allen Flanigan vs. Sam Houston State (Nov. 17, 2023)
 Attempted 20+ free throws.....20, Ansu Sesay vs. Arkansas (Feb. 18, 1995)
 Shot 100% from the line (min. 10).....10-10, Allen Flanigan; Jaemyn Brakfield at LSU (Jan. 17, 2024)

Shot 100% from the floor (min. 5).....Jaemyn Brakefield, 6-6 vs. FAU (Nov. 11, 2022)
 Shot 90% from the floor (min. 10).....Matthew Murrell, 10-11 vs. Mississippi St. (Jan. 8, 2022)
 Shot 100% from three (min. 4).....Jaymyn Brakefield, 4-4 vs. #7 Tennessee (Dec. 28, 2022)

Played 40+ minutes.....45, Matthew Murrell, 44 Jaemyn Brakefield vs. Miss. St. (Feb. 18, 2023)

Played 45+ minutes.....45, Matthew Murrell vs. Mississippi State (Feb. 18, 2023)

Fouled out.....Allen Flanigan, TJ Caldwell at Mississippi State (Feb. 21, 2024)

GAME HIGHS/LOWS

OLE MISS SEASON HIGHS

Category	Stat	Game
Points	103	vs. Florida (1-10-24)
Field Goals Made	39	vs. Florida (1-10-24)
Field Goal Attempts	68	vs. Alabama State (11-6-23)
Field Goal Percentage	.591 (39-66)	vs. Florida (1-10-24)
3 Pt Field Goals Made	12	2x, MR: vs. Mississippi State (1-30-24)
3 Pt Fg Attempts	30	vs. Mississippi State (1-30-24)
3 Pt Fg Percentage	.579 (11-19)	vs. Southern Miss (12-23-23)
Free Throws Made	27	vs. Sam Houston State (11-17-23)
Free Throw Attempts	34	2x, MR at UCF (12-11-23)
Free Throw Percentage	.905 (19-21)	at Mississippi State (2-21-24)
Rebounds	52	vs. Alabama State (11-6-23)
Assists	22	2x, MR vs. Mississippi State (1-30-24)
Steals	16	vs. Troy (12-19-23)
Blocked Shots	16	vs. Florida (1-10-24)
Turnovers	17	2x, MR: at Mississippi State (2-21-24)
Fouls	25	at Mississippi State (2-21-24)

OLE MISS SEASON LOWS

Category	Stat	Game
Points	59	at #11 Auburn (1-20-24)
Field Goals Made	20	2x, MR: at UCF (12-11-23)
Field Goal Attempts	45	at UCF (12-11-23)
Field Goal Percentage	.368 (21-57)	2x, MR: at #11 Auburn (1-20-24)
3 Pt Field Goals Made	3	2x, MR: vs. Sam Houston State (11-17-23)
3 Pt Fg Attempts	10	at #15 South Carolina (2-6-24)
3 Pt Fg Percentage	.167 (3-18)	vs. Sam Houston State (11-17-23)
Free Throws Made	5	2x, MR: at #15 South Carolina (2-6-24)
Free Throw Attempts	6	vs. Detroit Mercy (11-14-23)
Free Throw Percentage	.480 (12-25)	vs. Alabama State (11-6-23)
Rebounds	24	at #5 Tennessee (1-6-24)
Assists	7	at LSU (1-17-24)
Steals	4	at South Carolina (2-6-24)
Blocked Shots	2	3x, MR at Mississippi State (2-21-24)
Turnovers	7	3x, MR: vs. Mississippi State (1-30-24)
Fouls	11	vs. Mount St. Mary's (12-5-23)

OPPONENT SEASON HIGHS

Category	Stat	Game
Points	91	vs. #16 Auburn (2-3-24)
Field Goals Made	35	vs. #16 Auburn (2-3-24)
Field Goal Attempts	75	vs. Florida (1-10-24)
Field Goal Percentage	.582 (32-55)	at #11 Auburn (1-20-24)
3 Pt Field Goals Made	12	3x, MR: vs. #16 Auburn (2-3-24)
3 Pt Fg Attempts	31	at Temple (11-22-23)
3 Pt Fg Percentage	.476 (10-21)	at LSU (1-17-24)
Free Throws Made	25	vs. Missouri (2-17-24)
Free Throw Attempts	39	at Mississippi State (2-21-24)
Free Throw Percentage	.923 (12-13)	at Temple (11-22-23)
Rebounds	47	at #5 Tennessee (1-6-24)
Assists	25	2x, MR: vs. Auburn (2-3-24)
Steals	13	at UCF (12-11-23)
Blocked Shots	12	at #20 Kentucky (2-13-24)
Turnovers	25	vs. Troy (12-19-23)
Fouls	23	vs. Sam Houston State (11-17-23)

OPPONENT SEASON LOWS

Category	Stat	Game
Points	51	vs. Arkansas (1-24-24)
Field Goals Made	17	3x, MR: vs. Arkansas (1-24-24)
Field Goal Attempts	44	vs. Southern Miss (12-23-23)
Field Goal Percentage	.274 (17-62)	vs. Alabama State (11-6-23)
3 Pt Field Goals Made	3	2x, MR: vs. Memphis (12-2-23)
3 Pt Fg Attempts	11	vs. Missouri (2-17-24)
3 Pt Fg Percentage	.120 (3-25)	vs. NC State (11-28-23)
Free Throws Made	3	at #15 South Carolina (2-6-24)
Free Throw Attempts	7	at #15 South Carolina (2-6-24)
Free Throw Percentage	.429 (3-7)	at #15 South Carolina (2-6-24)
Rebounds	27	vs. Missouri (2-17-24)
Assists	7	vs. Southern Miss (12-23-23)
Steals	2	vs. NC State (11-28-23)
Blocked Shots	0	3x, MR: at Mississippi State (2-21-24)
Turnovers	8	vs. Missouri (2-17-24)
Fouls	10	at #15 South Carolina (2-6-24)

OLE MISS INDIVIDUAL HIGHS

Category	Stat	Game
Points	29	Allen Flanigan vs. Eastern Washington (11-10-23)
Field Goals Made	11	3x, MR: Allen Flanigan at #15 South Carolina (2-6-24)
Field Goal Att.	22	Allen Flanigan vs. Eastern Washington (11-10-23)
Fg Pct (Min 5 Made)	.875 (7-8)	Jaemyn Brakefield at #5 Tennessee (1-6-24)
3-Point Fg Made	6	3x, MR: Matthew Murrell vs. Missouri (2-17-24)
3-Point Fg Att.	12	Matthew Murrell vs. Vanderbilt (1-13-24)
3-Pt Fg Pct (Min 2 Made)	1.000 (2-2)	4x, MR: Jaemyn Brakefield at #5 Tenn. (1-6-24)
Free Throws Made	14	Allen Flanigan vs. Sam Houston State (11-17-23)
Free Throw Att.	18	Allen Flanigan vs. Sam Houston State (11-17-23)
Rebounds	13	Jaemyn Brakefield vs. Mount St. Mary's (12-5-23)
Assists	11	Jaylen Murray vs. Mississippi State (1-30-24)
Steals	10	Matt Murrell vs. Troy (12-19-23)
Blocked Shots	9	Jamarion Sharp vs. Florida (1-10-24)
Turnovers	5	Allen Flanigan at UCF (12-11-23)
Minutes	39:39	Jaylen Murray vs. Memphis (12-2-23)

OPPONENT INDIVIDUAL HIGHS

Category	Stat	Game
Points	30	Wade Taylor IV at Texas A&M (1-27-24)
Field Goals Made	10	2x, MR: Wade Taylor IV at Texas A&M (1-27-24)
Field Goal Att.	22	Rafael Pinzon vs Bryant (12-31-23)
Fg Pct (Min 5 Made)	.833 (5-6)	Dylan Cardwell at #11 Auburn (1-20-24)
3-Point Fg Made	5	2x, MR: Wade Taylor IV at Texas A&M (1-27-24)
3-Point Fg Att.	12	2x, MR: Rafael Pinzon vs Bryant (12-31-23)
3-Pt Fg Pct (Min 2 Made)	1.000 (3-3)	Tayton Conerway vs Troy (12-19-23)
Free Throws Made	12	Sean East II vs Missouri (2-17-24)
Free Throw Att.	15	Tolu Smith III at Mississippi State (2-21-24)
Rebounds	15	Alex Condon vs Florida (1-10-24)
Assists	10	Zakai Zeigler at #5 Tennessee (1-6-24)
Steals	7	Jordan Wright at LSU (1-17-24)
Blocked Shots	10	Ugonna Onyenso at #20 Kentucky (2-13-24)
Turnovers	8	Christyon Eugene vs Troy (12-19-23)

GAME 1 • vs. ALABAMA STATE • NOV. 6

GAME 2 • vs. EASTERN WASHINGTON • NOV. 10

Official Basketball Box Score - Final
Alabama St. at Ole Miss
Game Time: 7:30 PM
Game Duration: 1:59
Attendance: 6,141

Official Basketball Box Score - Final
Eastern Wash. at Ole Miss
Game Time: 7:30 PM
Game Duration: 1:56
Attendance: 6,665



Record: 0-1
Alabama St. - 59
Table with columns: NO., Name, Min, FG, 3P, FT, Rebounds, Fouls, TP, AS, TO, ST, Blocks, +/-

Shooting By Period
1st FG%: 9-35 25.7%
3PT%: 5-16 31.3%
FT%: 7-10 70%

Record: 0-2
Eastern Wash. - 64
Table with columns: NO., Name, Min, FG, 3P, FT, Rebounds, Fouls, TP, AS, TO, ST, Blocks, +/-

Shooting By Period
1st FG%: 12-29 41.4%
3PT%: 2-10 20.0%
FT%: 6-7 85.7%

Record: 1-0
Ole Miss - 69
Table with columns: NO., Name, Min, FG, 3P, FT, Rebounds, Fouls, TP, AS, TO, ST, Blocks, +/-

Shooting By Period
1st FG%: 12-35 34.3%
3PT%: 3-15 20.0%
FT%: 8-16 50%

Record: 3-0
Ole Miss - 75
Table with columns: NO., Name, Min, FG, 3P, FT, Rebounds, Fouls, TP, AS, TO, ST, Blocks, +/-

Shooting By Period
1st FG%: 13-32 40.6%
3PT%: 9-8 83.3%
FT%: 5-6 83.3%

AL ST OM
Biggest lead 2 (1st 5:17) 15 (2nd 3:53)
Best Scoring Run 8 (1st 5:17) 8 (2nd 9:39)
Lead Changes 10 13
Time with Lead 00:18 38:20

EW OM
Biggest lead 3 (2nd 13:59) 15 (2nd 1:56)
Best Scoring Run 5 (1st 12:15) 8 (2nd 7:30)
Lead Changes 15
Time with Lead 04:00 31:59

GAME 3 • vs. DETROIT MERCY • NOV. 14

GAME 4 • vs. SAM HOUSTON STATE • NOV. 17

Official Basketball Box Score - Final
Detroit Mercy at Ole Miss
Game Time: 7:00 PM
Game Duration: 1:57
Attendance: 6,331

Official Basketball Box Score - Final
Sam Houston at Ole Miss
Game Time: 8:00 PM
Game Duration: 2:08
Attendance: 4,445

Record: 0-3
Detroit Mercy - 69
Table with columns: NO., Name, Min, FG, 3P, FT, Rebounds, Fouls, TP, AS, TO, ST, Blocks, +/-

Shooting By Period
1st FG%: 13-35 37.1%
3PT%: 3-9 33.3%
FT%: 2-4 50%

Record: 1-3
Sam Houston - 67
Table with columns: NO., Name, Min, FG, 3P, FT, Rebounds, Fouls, TP, AS, TO, ST, Blocks, +/-

Shooting By Period
1st FG%: 11-30 36.7%
3PT%: 3-14 21.4%
FT%: 4-7 57.1%

Record: 3-0
Ole Miss - 70
Table with columns: NO., Name, Min, FG, 3P, FT, Rebounds, Fouls, TP, AS, TO, ST, Blocks, +/-

Shooting By Period
1st FG%: 13-32 40.6%
3PT%: 6-10 60.0%
FT%: 2-2 100%

Record: 4-0
Ole Miss - 70
Table with columns: NO., Name, Min, FG, 3P, FT, Rebounds, Fouls, TP, AS, TO, ST, Blocks, +/-

Shooting By Period
1st FG%: 11-24 45.8%
3PT%: 2-10 20.0%
FT%: 7-10 70%

DM OM
Biggest lead 3 (2nd 14:27) 10 (1st 15:13)
Best Scoring Run 8 (1st 8:30) 10 (1st 15:13)
Lead Changes 14
Time with Lead 04:41 30:05

SHSU OM
Biggest lead 5 (2nd 4:12) 11 (1st 8:47)
Best Scoring Run 7 (2nd 8:32) 9 (1st 8:47)
Lead Changes 8
Time with Lead 09:33 23:47

GAME 5 • at TEMPLE • NOV. 22



Official Basketball Box Score - Final
Ole Miss at Temple
11/22/23 The Lounsbury Center, Philadelphia, PA
2023-24 Men's Basketball
Game Time: 3:30 PM
Game Duration: 2:33
Attendance: 2,334
Officials: Anthony Jordan, Todd Austin, John Hampton

Table with 20 columns: NO., Name, Min, FG, 3P, FT, Rebounds, Fouls, TP, AS, TO, ST, Blocks, +/-, Shooting By Period (FG%, 3PT%, FT%, GM FG%, 3PT%, FT%).

Table with 20 columns: NO., Name, Min, FG, 3P, FT, Rebounds, Fouls, TP, AS, TO, ST, Blocks, +/-, Shooting By Period (FG%, 3PT%, FT%, GM FG%, 3PT%, FT%).

Summary table with columns: Biggest lead, Best Scoring Run, Lead Changes, Times Tied, Time with Lead, Points from Turnovers, Second Chance, Fast Breaks, Bench, Period by Period Scoring (1st, 2nd, TOT), MEM, OM.

GAME 6 • vs. NC STATE • NOV. 28



Official Basketball Box Score - Final
NC State at Ole Miss
11/28/23 The Sandy and John Back Pavilion at Ole Miss, Oxford, Miss.
2023-24 Men's Basketball
Game Time: 8:00 PM
Game Duration: 1:56
Attendance: 7,465
Officials: Doug Shows, Tony Greene, Vladimir Vojard-Tadai

Table with 20 columns: NO., Name, Min, FG, 3P, FT, Rebounds, Fouls, TP, AS, TO, ST, Blocks, +/-, Shooting By Period (FG%, 3PT%, FT%, GM FG%, 3PT%, FT%).

Table with 20 columns: NO., Name, Min, FG, 3P, FT, Rebounds, Fouls, TP, AS, TO, ST, Blocks, +/-, Shooting By Period (FG%, 3PT%, FT%, GM FG%, 3PT%, FT%).

Summary table with columns: Biggest lead, Best Scoring Run, Lead Changes, Times Tied, Time with Lead, Points from Turnovers, Second Chance, Fast Breaks, Bench, Period by Period Scoring (1st, 2nd, TOT), NC ST, OM.

GAME 7 • vs. MEMPHIS • DEC. 2



Official Basketball Box Score - Final
Memphis at Ole Miss
12/02/23 The Sandy and John Back Pavilion at Ole Miss, Oxford, Miss.
2023-24 Men's Basketball
Game Time: 1:00 PM
Game Duration: 2:23
Attendance: 8,416
Officials: Pat Adams, Bart Lenox, Owen Shortt

Table with 20 columns: NO., Name, Min, FG, 3P, FT, Rebounds, Fouls, TP, AS, TO, ST, Blocks, +/-, Shooting By Period (FG%, 3PT%, FT%, GM FG%, 3PT%, FT%).

Table with 20 columns: NO., Name, Min, FG, 3P, FT, Rebounds, Fouls, TP, AS, TO, ST, Blocks, +/-, Shooting By Period (FG%, 3PT%, FT%, GM FG%, 3PT%, FT%).

Summary table with columns: Biggest lead, Best Scoring Run, Lead Changes, Times Tied, Time with Lead, Points from Turnovers, Second Chance, Fast Breaks, Bench, Period by Period Scoring (1st, 2nd, TOT), MEM, OM.

Game Notes: 1st Half at 15:33 Media Time Out - MEM gambling call at 16:04 was reviewed and reversed; UM (2) basket removed.

GAME 8 • vs. MOUNT ST. MARY'S • DEC. 5



Official Basketball Box Score - Final
Mount St. Mary's at Ole Miss
12/05/23 The Sandy and John Back Pavilion at Ole Miss, Oxford, Miss.
2023-24 Men's Basketball
Game Time: 7:00 PM
Game Duration: 1:53
Attendance: 6,950
Officials: Don Daily, Wilam Covington, Courtney Green

Table with 20 columns: NO., Name, Min, FG, 3P, FT, Rebounds, Fouls, TP, AS, TO, ST, Blocks, +/-, Shooting By Period (FG%, 3PT%, FT%, GM FG%, 3PT%, FT%).

Table with 20 columns: NO., Name, Min, FG, 3P, FT, Rebounds, Fouls, TP, AS, TO, ST, Blocks, +/-, Shooting By Period (FG%, 3PT%, FT%, GM FG%, 3PT%, FT%).

Summary table with columns: Biggest lead, Best Scoring Run, Lead Changes, Times Tied, Time with Lead, Points from Turnovers, Second Chance, Fast Breaks, Bench, Period by Period Scoring (1st, 2nd, TOT), Mount, OM.

Game Notes: None

GAME 9 • at UCF • DEC. 10

GAME 10 • vs. CALIFORNIA • DEC. 16

NCAA logo, Ole Miss at UCF, 12/10/23 Addition Financial Arena, Orlando, 2023-24 Men's Basketball. Record: 9-0. Game Time: 4:00 PM, Game Duration: 2:25, Attendance: 6,067. Officials: Gerry Pollard, Byron Jarrett, Bart Lenox. Shooting By Period: 1st FG% 14-28 50.0%, 3PT% 5-11 45.5%, FT% 4-6 66.7%, 2nd FG% 6-17 35.3%, 3PT% 1-4 25.0%, FT% 20-28 71.4%, GM FG% 20-45 44.4%, 3PT% 6-15 40.0%, FT% 24-34 70.6%. Dead Ball Rebounds: 7, 0.

NCAA logo, California at Ole Miss, 12/16/23 Frost Bank Center, San Antonio, 2023-24 Men's Basketball. Record: 3-7. Game Time: 6:30 PM, Game Duration: 1:49, Attendance: 2,279. Officials: Daron George, Nate Harris, Chuck Jones. Shooting By Period: 1st FG% 16-37 43.2%, 3PT% 2-11 18.2%, FT% 1-1 100%, 2nd FG% 14-25 40.0%, 3PT% 8-19 42.1%, FT% 7-9 77.8%, GM FG% 30-72 41.7%, 3PT% 10-30 33.3%, FT% 8-10 80.0%. Dead Ball Rebounds: 2, 0.

UCF - 68. Record: 6-3. Game Time: 6:30 PM, Game Duration: 2:25, Attendance: 6,067. Officials: Gerry Pollard, Byron Jarrett, Bart Lenox. Shooting By Period: 1st FG% 9-23 39.1%, 3PT% 2-10 20.0%, FT% 10-17 58.8%, 2nd FG% 10-17 58.8%, 3PT% 2-12 16.7%, FT% 12-17 70.6%, GM FG% 21-57 36.8%, 3PT% 4-22 18.2%, FT% 22-34 64.7%. Dead Ball Rebounds: 8, 0.

Ole Miss - 88. Record: 10-0. Game Time: 6:30 PM, Game Duration: 2:25, Attendance: 6,067. Officials: Gerry Pollard, Byron Jarrett, Bart Lenox. Shooting By Period: 1st FG% 16-27 59.3%, 3PT% 8-12 66.7%, FT% 6-7 85.7%, 2nd FG% 15-32 46.9%, 3PT% 4-9 44.4%, FT% 8-9 88.9%, GM FG% 31-59 52.5%, 3PT% 12-21 57.1%, FT% 14-16 87.5%. Dead Ball Rebounds: 1, 0.

Biggest lead: 9 (1st 0:39), 3 (1st 15:33). Best Scoring Run: 8 (2nd 5:28), 7 (2nd 10:52). Lead Changes: 10. Times Tied: 10. Time with Lead: 24:21, 08:22. Points from Turnovers: 15, 14. Period by Period Scoring: 1st 37, 2nd 37, 3rd 38, 4th 68.

Biggest lead: 0 (1st 20:00), 24 (2nd 12:56). Best Scoring Run: 9 (2nd 0:59), 7 (1st 14:47). Lead Changes: 0. Times Tied: 0. Time with Lead: 00:00, 38:52. Points from Turnovers: 6, 10. Period by Period Scoring: 1st 35, 2nd 43, 3rd 78.

GAME 11 • vs. TROY • DEC. 19

GAME 12 • vs. SOUTHERN MISS • DEC. 23

NCAA logo, Troy at Ole Miss, 12/19/23 The Sandy and John Back Pavilion at Ole Miss, Oxford, Miss., 2023-24 Men's Basketball. Record: 5-6. Game Time: 6:00 PM, Game Duration: 1:56, Attendance: 7,981. Officials: Orlando Poole, Gerry Pollard, Job Harrison. Shooting By Period: 1st FG% 8-28 28.6%, 3PT% 6-12 50.0%, FT% 0-0 0%, 2nd FG% 9-19 47.4%, 3PT% 2-10 20.0%, FT% 11-14 78.6%, GM FG% 17-47 36.2%, 3PT% 8-22 36.4%, FT% 11-14 78.6%. Dead Ball Rebounds: 2, 0.

NCAA logo, Southern Miss at Ole Miss, 12/23/23 Mississippi Coast Coliseum, Biloxi, Miss., 2023-24 Men's Basketball. Record: 6-9. Game Time: 1:01 PM, Game Duration: 2:02. Officials: Joe Lindsay, K.B. Burdett, Jr., Lucas Santos. Shooting By Period: 1st FG% 9-19 47.4%, 3PT% 4-9 44.4%, FT% 10-12 83.3%, 2nd FG% 13-25 52.0%, 3PT% 3-6 50.0%, FT% 13-15 86.7%, GM FG% 21-44 47.7%, 3PT% 7-15 46.7%, FT% 23-27 85.2%. Dead Ball Rebounds: 1, 0.

Ole Miss - 74. Record: 11-0. Game Time: 6:00 PM, Game Duration: 1:56, Attendance: 7,981. Officials: Orlando Poole, Gerry Pollard, Job Harrison. Shooting By Period: 1st FG% 11-27 40.7%, 3PT% 5-12 41.7%, FT% 4-7 57.1%, 2nd FG% 16-32 50.0%, 3PT% 5-12 41.7%, FT% 9-8 75%, GM FG% 27-59 45.8%, 3PT% 10-24 41.7%, FT% 10-15 66.7%. Dead Ball Rebounds: 2, 1.

Ole Miss - 89. Record: 12-0. Game Time: 6:00 PM, Game Duration: 1:56, Attendance: 7,981. Officials: Orlando Poole, Gerry Pollard, Job Harrison. Shooting By Period: 1st FG% 17-31 54.8%, 3PT% 8-13 61.5%, FT% 5-7 71.4%, 2nd FG% 12-28 42.9%, 3PT% 3-6 50.0%, FT% 15-21 71.4%, GM FG% 29-59 49.2%, 3PT% 11-19 57.9%, FT% 20-28 71.4%. Dead Ball Rebounds: 4, 0.

Biggest lead: 1 (1st 15:05), 23 (2nd 0:27). Best Scoring Run: 6 (2nd 19:25), 8 (1st 5:34). Lead Changes: 2. Times Tied: 1. Time with Lead: 00:26, 38:05. Points from Turnovers: 9, 32. Period by Period Scoring: 1st 22, 2nd 31, 3rd 53.

Biggest lead: 0 (1st 20:00), 21 (2nd 1:45). Best Scoring Run: 8 (1st 10:02), 10 (1st 2:45). Lead Changes: 0. Times Tied: 0. Time with Lead: 00:00, 39:49. Points from Turnovers: 9, 26. Period by Period Scoring: 1st 30, 2nd 42, 3rd 72.

GAME 13 • vs. BRYANT • DEC. 31

GAME 14 • at TENNESSEE • JAN. 6



Official Basketball Box Score - Final
Bryant at Ole Miss
2023-24 Men's Basketball

Bryant - 78

Box score table for Bryant vs. Ole Miss, listing player stats for NO. Name, Min, FG, 3P, FT, Rebounds, Fouls, TP, AS, TO, ST, Blocks, +/-.

Ole Miss - 95

Box score table for Ole Miss vs. Bryant, listing player stats for NO. Name, Min, FG, 3P, FT, Rebounds, Fouls, TP, AS, TO, ST, Blocks, +/-.

Shooting By Period table for Bryant vs. Ole Miss, showing FG%, 3PT%, FT%, GM FG%, and 3PT% for 1st, 2nd, and 3rd periods.

Shooting By Period table for Ole Miss vs. Bryant, showing FG%, 3PT%, FT%, GM FG%, and 3PT% for 1st, 2nd, and 3rd periods.



Official Basketball Box Score - Final
Ole Miss at Tennessee
2023-24 Men's Basketball

Ole Miss - 64

Box score table for Ole Miss vs. Tennessee, listing player stats for NO. Name, Min, FG, 3P, FT, Rebounds, Fouls, TP, AS, TO, ST, Blocks, +/-.

Shooting By Period table for Ole Miss vs. Tennessee, showing FG%, 3PT%, FT%, GM FG%, and 3PT% for 1st, 2nd, and 3rd periods.

Tennessee - 90

Box score table for Tennessee vs. Ole Miss, listing player stats for NO. Name, Min, FG, 3P, FT, Rebounds, Fouls, TP, AS, TO, ST, Blocks, +/-.

Shooting By Period table for Tennessee vs. Ole Miss, showing FG%, 3PT%, FT%, GM FG%, and 3PT% for 1st, 2nd, and 3rd periods.

Summary statistics table including Biggest lead, Best Scoring Run, Lead Changes, Times Tied, Time with Lead, Points from Turnovers, Paint, Second Chance, Fast Breaks, Bench, and TENN/TOT scores.

Biggest lead

Summary statistics table for Bryant vs. Ole Miss, including Biggest lead, Best Scoring Run, Lead Changes, Times Tied, Time with Lead, Points from Turnovers, Paint, Second Chance, Fast Breaks, Bench, and Bryant/OM scores.

Game Notes: 2nd Half 16:09 - Class A Technical, Bryant #0 Timberlake • 2nd Half 4:06 - Class A Technical, UM #5 J. Murray •



Official Basketball Box Score - Final
Vanderbilt at Ole Miss
2023-24 Men's Basketball

Vanderbilt - 55

Box score table for Vanderbilt vs. Ole Miss, listing player stats for NO. Name, Min, FG, 3P, FT, Rebounds, Fouls, TP, AS, TO, ST, Blocks, +/-.

Shooting By Period table for Vanderbilt vs. Ole Miss, showing FG%, 3PT%, FT%, GM FG%, and 3PT% for 1st, 2nd, and 3rd periods.

Ole Miss - 69

Box score table for Ole Miss vs. Vanderbilt, listing player stats for NO. Name, Min, FG, 3P, FT, Rebounds, Fouls, TP, AS, TO, ST, Blocks, +/-.

Shooting By Period table for Ole Miss vs. Vanderbilt, showing FG%, 3PT%, FT%, GM FG%, and 3PT% for 1st, 2nd, and 3rd periods.

Summary statistics table including Biggest lead, Best Scoring Run, Lead Changes, Times Tied, Time with Lead, Points from Turnovers, Paint, Second Chance, Fast Breaks, Bench, and Vandy/OM scores.

Ole Miss - 103

Box score table for Ole Miss vs. Florida, listing player stats for NO. Name, Min, FG, 3P, FT, Rebounds, Fouls, TP, AS, TO, ST, Blocks, +/-.

Shooting By Period table for Ole Miss vs. Florida, showing FG%, 3PT%, FT%, GM FG%, and 3PT% for 1st, 2nd, and 3rd periods.

Biggest lead

Summary statistics table for Ole Miss vs. Florida, including Biggest lead, Best Scoring Run, Lead Changes, Times Tied, Time with Lead, Points from Turnovers, Paint, Second Chance, Fast Breaks, Bench, and FLA/OM scores.

Game Notes: 2nd Half 3:13 - Technical Fouls, Florida Head Coach •

GAME 16 • vs. VANDERBILT • JAN. 13



Official Basketball Box Score - Final
Florida at Ole Miss
2023-24 Men's Basketball

Florida - 85

Box score table for Florida vs. Ole Miss, listing player stats for NO. Name, Min, FG, 3P, FT, Rebounds, Fouls, TP, AS, TO, ST, Blocks, +/-.

Shooting By Period table for Florida vs. Ole Miss, showing FG%, 3PT%, FT%, GM FG%, and 3PT% for 1st, 2nd, and 3rd periods.

Ole Miss - 103

Box score table for Ole Miss vs. Florida, listing player stats for NO. Name, Min, FG, 3P, FT, Rebounds, Fouls, TP, AS, TO, ST, Blocks, +/-.

Shooting By Period table for Ole Miss vs. Florida, showing FG%, 3PT%, FT%, GM FG%, and 3PT% for 1st, 2nd, and 3rd periods.

Biggest lead

Summary statistics table for Ole Miss vs. Florida, including Biggest lead, Best Scoring Run, Lead Changes, Times Tied, Time with Lead, Points from Turnovers, Paint, Second Chance, Fast Breaks, Bench, and FLA/OM scores.

Game Notes: 2nd Half 3:13 - Technical Fouls, Florida Head Coach •

CAREER HIGHS

0 BRANDON MURRAY | Jr. • G • 6-5 • 210

Points: 29, at DePaul (12/29/22)
 Rebounds: 8, 3x, MR: at Texas A&M (1/27/24)
 Assists: 7, vs. Missouri (3/10/22)
 Steals: 4, 3x, MR: vs. DePaul (1/24/23)
 Blocks: 2, 5x, MR: vs. Florida (1/10/24)
 Field Goals: 11, at DePaul (12/29/22)
 Free Throws: 6, 2x, MR: at Villanova (1/16/23)
 Three Pointers: 5, at DePaul (12/29/22)

3 JAMARION SHARP | Sr. • F • 7-5 • 235

Points: 18, at Austin Peay (11/30/22)
 Rebounds: 14, 2x, MR: at Fla. Atlantic (1/28/23)
 Assists: 2, 3x, MR: vs. Vanderbilt (1/13/24)
 Steals: 4, at Memphis (11/19/21)
 Blocks: 10, vs. Alabama A&M (11/24/21)
 Field Goals: 8, vs. Ole Miss (12/11/21)
 Free Throws: 6, vs. UTEP (3/8/23)
 Three Pointers: --

7 ALLEN FLANIGAN | Sr. • G • 6-6 • 215

Points: 29, vs. Eastern Washington (11/10/23)
 Rebounds: 12, vs. Alabama State (11/6/23)
 Assists: 9, vs. Troy (12/19/23)
 Steals: 5, at UCF (12/11/23)
 Blocks: 3, 2x, MR: vs. Florida (1/10/24)
 Field Goals: 11, 2x, MR: at South Carolina (2/6/24)
 Free Throws: 14, vs. Sam Houston (11/17/23)
 Three Pointers: 4, 4x, MR: at S. Carolina (1/23/21)

14 GAVIN MURPHY | Fr. • G • 5-11 • 165

Points: --
 Rebounds: --
 Assists: --
 Steals: --
 Blocks: --
 Field Goals: --
 Free Throws: --
 Three Pointers: --

25 RASHAUD MARSHALL | Fr. • F • 6-8 • 220

Points: 9, vs. Eastern Washington (11/10/23)
 Rebounds: 4, vs. Sam Houston (11/17/23)
 Assists: 1, 6x, MR: vs. Auburn (2/3/24)
 Steals: 1, 2x, MR: vs. Mount St. Mary's (12/5/23)
 Blocks: 1, 2x, MR: vs. Sam Houston (11/17/23)
 Field Goals: 4, vs. E. Washington (11/10/23)
 Free Throws: 3, at Auburn (1/20/24)
 Three Pointers: --

1 AUSTIN NUNEZ | So. • G • 6-2 • 170

Points: 15, vs. Michigan (11/17/22)
 Rebounds: 4, 3x, MR: vs. San Diego (12/18/22)
 Assists: 4, at UCF (12/11/23)
 Steals: 3, at Colorado (12/1/22)
 Blocks: 1, 2x, MR: vs. Arkansas (1/24/24)
 Field Goals: 6, vs. Michigan (11/17/22)
 Free Throws: 5, at Oregon State (1/14/23)
 Three Pointers: 3, vs. Michigan (11/17/22)

4 JAEMYN BRAKEFIELD | Sr.* • F • 6-8 • 220

Points: 28, vs. Florida (1/10/24)
 Rebounds: 13, vs. Mount St. Mary's (12/5/23)
 Assists: 6, 2x, MR: vs. Mississippi State (1/30/24)
 Steals: 4, vs. South Carolina (2/11/23)
 Blocks: 4, 2x, MR: vs. Memphis (12/2/23)
 Field Goals: 11, 2x, MR: Florida (1/10/24)
 Free Throws: 10, at LSU (1/17/24)
 Three Pointers: 5, vs. California (12/16/23)

11 MATTHEW MURRELL | Sr.* • G • 6-4 • 200

Points: 31, vs. Mississippi St. (1/08/22)
 Rebounds: 9, 3x, MR: at South Carolina (2/6/24)
 Assists: 7, vs. FAU (11/11/22)
 Steals: 10, vs. Troy (12/19/23)
 Blocks: 2, 3x, MR: vs. Arkansas (1/24/24)
 Field Goals: 10, vs. Mississippi St. (1/08/22)
 Free Throws: 9, 2x, MR: at Auburn (2/22/23)
 Three Pointers: 8, vs. #24 Texas A&M (2/28/23)

23 CAMERON BARNES | Fr. • F • 6-9 • 195

Points: --
 Rebounds: --
 Assists: --
 Steals: --
 Blocks: --
 Field Goals: --
 Free Throws: --
 Three Pointers: --

30 COLE MCGRATH | Sr. • G • 6-3 • 175

Points: 20, vs. Crowley's Ridge (12/18/21)
 Rebounds: 4, 2x, MR: vs. Dalton St. (2/2/23)
 Assists: 2, 6x, MR: vs. Faulkner (2/24/23)
 Steals: 2, 3x, MR: vs. Faulkner (2/24/23)
 Blocks: 1, 2x, MR: vs. William Carey (1/28/23)
 Field Goals: 8, vs. Crowley's Ridge (12/18/21)
 Free Throws: 2, 6x, MR: vs. Middle Ga. St. (2/16/23)
 Three Pointers: 5, vs. Camp. Uni.-Harrodsburg (11/13/21)

*NAIA Included

55 CAM BRENT | Fr. • G • 5-5 • 130

Points: --
 Rebounds: --
 Assists: --
 Steals: --
 Blocks: --
 Field Goals: --
 Free Throws: --
 Three Pointers: --

2 TJ CALDWELL | So. • G • 6-4 • 190

Points: 18, vs. Mississippi State (1/30/24)
 Rebounds: 5, 6x, MR: at Kentucky (2/13/24)
 Assists: 5, vs. Missouri (1/24/23)
 Steals: 3, vs. Siena (11/25/22)
 Blocks: 1, 3x, MR: vs. South Carolina (2/11/23)
 Field Goals: 6, 3x, vs. Mississippi State (1/30/24)
 Free Throws: 9, at UCF (12/11/23)
 Three Pointers: 4, vs. Mississippi State (1/30/24)

5 JAYLEN MURRAY | Jr. • G • 5-11 • 170

Points: 26, vs. Mount St. Mary's (12/5/23)
 Rebounds: 8, at Tennessee (1/6/24)
 Assists: 11, vs. Mississippi State (1/30/24)
 Steals: 4, at Providence (11/27/21)
 Blocks: 2, 2x, MR: vs. Memphis (12/2/23)
 Field Goals: 9, 5x, MR: at LSU (1/17/24)
 Free Throws: 7, Mount St. Mary's (12/5/23)
 Three Pointers: 5, 2x, MR: vs. Southern Miss (3/2/23)

13 ROBERT COWHERD | Fr. • G • 6-4 • 200

Points: 4, vs. Sam Houston (11/17/23)
 Rebounds: 2, vs. Alabama State (11/6/23)
 Assists: 2, vs. Eastern Washington (11/10/23)
 Steals: 3, vs. Eastern Washington (11/10/23)
 Blocks: 1, 2x, MR: vs. Mount St. Mary's (12/5/23)
 Field Goals: 2, vs. Sam Houston (11/17/23)
 Free Throws: --
 Three Pointers: 1, 2x, MR: at Temple (11/22/23)

24 JACOB GAZZO | Fr. • F • 6-8 • 215

Points: --
 Rebounds: --
 Assists: --
 Steals: --
 Blocks: --
 Field Goals: --
 Free Throws: --
 Three Pointers: --

33 MOUSSA CISSE | Sr.* • F • 7-0 • 230

Points: 18, 2x, MR: vs. Oklahoma (2/1/23)
 Rebounds: 15, vs. Southern Illinois (11/10/22)
 Assists: 3, at Texas Tech (3/4/23)
 Steals: 2, 7x, MR: at Kentucky (2/13/24)
 Blocks: 6, 2x, MR: vs. UCF (11/18/22)
 Field Goals: 8, 2x, MR: at Oklahoma (2/1/23)
 Free Throws: 6, vs. Virginia Tech (12/11/22)
 Three Pointers: --

SEASON HIGHS

0 BRANDON MURRAY | Jr. • G • 6-5 • 210

Points: 9, 2x, MR: vs. Florida (1/10/24)
 Rebounds: 8, at Texas A&M (1/27/24)
 Assists: 5, at South Carolina (2/6/2024)
 Steals: 3, 2x, MR at Kentucky (2/13/24)
 Blocks: 2, vs. Florida (1/10/24)
 Field Goals: 4, 2x, MR: vs. Florida (1/10/24)
 Free Throws: 4, vs. Southern Miss (12/23/23)
 Three Pointers: 2, vs. Auburn (2/3/24)

3 JAMARION SHARP | Sr. • F • 7-5 • 235

Points: 9, vs. Arkansas (1/24/24)
 Rebounds: 10, 3x, MR: at Miss. St. (2/21/24)
 Assists: 2, 2x, MR: vs. Vanderbilt (1/13/24)
 Steals: 2, 4x, MR: at Tennessee (1/6/24)
 Blocks: 9, vs. Florida (1/10/24)
 Field Goals: 4, 4x, MR: vs. Arkansas (1/24/24)
 Free Throws: 4, vs. Bryant (12/31/23)
 Three Pointers: --

7 ALLEN FLANIGAN | Sr. • G • 6-6 • 215

Points: 29, vs. Eastern Washington (11/10/23)
 Rebounds: 12, vs. Alabama State (11/6/23)
 Assists: 9, vs. Troy (12/19/23)
 Steals: 5, vs. UCF (12/11/23)
 Blocks: 3, 2x, MR: vs. Florida (1/10/24)
 Field Goals: 11, 2x, MR: at South Carolina (2/6/24)
 Free Throws: 14, vs. Sam Houston (11/17/23)
 Three Pointers: 2, 2x, MR: vs. Auburn (2/3/24)

14 GAVIN MURPHY | Fr. • G • 5-11 • 165

Points: --
 Rebounds: --
 Assists: --
 Steals: --
 Blocks: --
 Field Goals: --
 Free Throws: --
 Three Pointers: --

25 RASHAUD MARSHALL | Fr. • F • 6-8 • 220

Points: 9, vs. Eastern Washington (11/10/23)
 Rebounds: 4, vs. Sam Houston (11/17/23)
 Assists: 1, 6x, MR: vs. Auburn (2/3/24)
 Steals: 1, 2x, MR: vs. Mount St. Mary's (12/5/23)
 Blocks: 1, 2x, MR: vs. Sam Houston (11/17/23)
 Field Goals: 4, vs. E. Washington (11/10/23)
 Free Throws: 3, at Auburn (1/20/24)
 Three Pointers: --

1 AUSTIN NUNEZ | So. • G • 6-2 • 170

Points: 4, vs. Southern Miss (12/23/23)
 Rebounds: 2, 3x, MR: at Kentucky (2/13/24)
 Assists: 4, vs. UCF (12/11/23)
 Steals: 2, vs. Detroit Mercy (11/14/23)
 Blocks: 1, vs. Arkansas (1/24/24)
 Field Goals: 1, 5x, MR: at Miss. St. (2/21/24)
 Free Throws: 1, vs. Southern Miss (12/23/23)
 Three Pointers: 1, 4x, MR: at Miss. St. (2/21/24)

4 JAEMYN BRAKEFIELD | Sr.* • F • 6-8 • 220

Points: 28, vs. Florida (1/10/24)
 Rebounds: 13, vs. Mount St. Mary's (12/5/23)
 Assists: 6, 2x, MR: vs. Mississippi State (1/30/24)
 Steals: 3, 2x, MR: vs. Mississippi State (1/30/24)
 Blocks: 4, vs. Memphis (12/2/23)
 Field Goals: 11, vs. Florida (1/10/24)
 Free Throws: 10, at LSU (1/17/24)
 Three Pointers: 5, vs. California (12/16/23)

11 MATTHEW MURRELL | Sr.* • G • 6-4 • 200

Points: 26, 2x, MR: vs. Missouri (2/17/24)
 Rebounds: 9, 2x, MR: at South Carolina (2/6/24)
 Assists: 6, vs. Detroit Mercy (11/14/23)
 Steals: 10, vs. Troy (12/19/23)
 Blocks: 2, vs. Arkansas (1/24/24)
 Field Goals: 9, 2x, MR: vs. Vanderbilt (1/13/24)
 Free Throws: 7, vs. Mount St. Mary's (12/5/23)
 Three Pointers: 6, 3x, MR: vs. Missouri (2/17/24)

23 CAMERON BARNES | Fr. • F • 6-9 • 195

Points: --
 Rebounds: --
 Assists: --
 Steals: --
 Blocks: --
 Field Goals: --
 Free Throws: --
 Three Pointers: --

30 COLE MCGRATH | Sr. • G • 6-3 • 175

Points: --
 Rebounds: --
 Assists: --
 Steals: --
 Blocks: --
 Field Goals: --
 Free Throws: --
 Three Pointers: --

55 CAM BRENT | Fr. • G • 5-5 • 130

Points: --
 Rebounds: --
 Assists: --
 Steals: --
 Blocks: --
 Field Goals: --
 Free Throws: --
 Three Pointers: --

2 TJ CALDWELL | So. • G • 6-4 • 190

Points: 18, vs. Mississippi State (1/30/24)
 Rebounds: 5, 5x, MR: at Kentucky (2/13/24)
 Assists: 4, 2x, MR: vs. Bryant (12/31/23)
 Steals: 2, 4x, MR: vs. Mississippi State (1/30/24)
 Blocks: --
 Field Goals: 6, 3x, vs. Mississippi State (1/30/24)
 Free Throws: 9, at UCF (12/11/23)
 Three Pointers: 4, vs. Mississippi State (1/30/24)

5 JAYLEN MURRAY | Jr. • G • 5-11 • 170

Points: 26, vs. Mount St. Mary's (12/5/23)
 Rebounds: 8, at Tennessee (1/6/24)
 Assists: 11, vs. Mississippi State (1/30/24)
 Steals: 3, 2x, MR: at LSU (1/17/24)
 Blocks: 2, 2x, MR: vs. Memphis (12/2/23)
 Field Goals: 9, 3x, MR: at LSU (1/17/24)
 Free Throws: 7, vs. Mount St. Mary's (12/5/23)
 Three Pointers: 5, vs. Southern Miss (12/23/23)

13 ROBERT COWHERD | Fr. • G • 6-4 • 200

Points: 4, vs. Sam Houston (11/17/23)
 Rebounds: 2, vs. Alabama State (11/6/23)
 Assists: 2, 2x, MR: at Tennessee (1/6/24)
 Steals: 3, vs. Eastern Washington (11/10/23)
 Blocks: 1, 3x, MR: at Tennessee (1/6/24)
 Field Goals: 2, vs. Sam Houston (11/17/23)
 Free Throws: --
 Three Pointers: 1, 2x, MR: at Temple (11/22/23)

24 JACOB GAZZO | Fr. • F • 6-8 • 195

Points: --
 Rebounds: --
 Assists: --
 Steals: --
 Blocks: --
 Field Goals: --
 Free Throws: --
 Three Pointers: --

33 MOUSSA CISSE | Sr.* • F • 7-0 • 230

Points: 12, vs. Auburn (2/3/24)
 Rebounds: 8, vs. Missouri (2/17/24)
 Assists: 1, 4x, MR: at South Carolina (2/6/24)
 Steals: 2, 3x, MR: at Kentucky (2/13/24)
 Blocks: 4, 3x, MR: vs. Auburn (2/3/24)
 Field Goals: 6, vs. Auburn (2/3/24)
 Free Throws: 4, vs. UCF (12/11/23)
 Three Pointers: --

0 Brandon MURRAY

Germantown, Md. • IMG Academy • Georgetown
Junior • Guard • 6-5 • 210



BIO

AT GEORGETOWN - SOPHOMORE (2022-23)

Started in all 27 games he appeared in for Georgetown ... Finished second on the team with an average of 13.7 points per game ... Finished third on the team in made three pointers with 35 ... Led the team with 38 steals while adding 13 blocks ... Averaged 3.9 rebounds and 3.2 assists per game.

AT LSU - FRESHMAN (2021-22)

Appeared in 33 games for LSU, making 32 starts ... Finished third on the team in scoring with 10.0 points per game ... Second on the Tigers with 40 makes from three ... Averaged 3.0 rebounds, 1.9 assists, and 1.1 steals per game ... Scored in double figures in 16 games, including a season-best 21 points on January 26 against Texas A&M ... Named to the SEC All-Freshman Team.

HIGH SCHOOL

Played his senior season at IMG Academy in Bradenton, Florida, after playing at Poly High in Baltimore ... Averaged 21.7 points in 2019-20 for Poly High, shooting 65% from the floor ... Named Mr. Basketball in Maryland by the state basketball coaches association ... Helped his team in the Maryland 3A state title ... A consensus four-star recruit ... Went from the No. 146 recruit to No. 85 recruit in the nation according to 247sports.com during his senior year at IMG.

PERSONAL

Son of Rachel and Danny Murray ... Has two older siblings: Daivon and Savoan ... Born February 7, 2002 ... Criminal Justice major.

THE MURRAY FILE

BIRTHDAY	FEBRUARY 7, 2002
MAJOR	MULTI-DISCIPLINARY STUDIES

CAREER HIGHS

Points: 29, at DePaul (12/29/22)
Rebounds: 8, 3x, MR: at Texas A&M (1/27/24)
Assists: 9, vs. Missouri (3/10/22)
Steals: 4, 3x, MR: vs. DePaul (1/24/23)
Blocks: 2, 5x, MR: vs. Florida (1/10/24)
Field Goals: 11, at DePaul (12/29/22)
Free Throws: 6, 2x, MR: at Villanova (1/16/23)
Three Pointers: 5, at DePaul (12/29/22)

SEASON HIGHS

Points: 9, 2x, MR: vs. Florida (1/10/24)
Rebounds: 8, at Texas A&M (1/27/24)
Assists: 5, at South Carolina (2/6/2024)
Steals: 3, 2x, MR at Kentucky (2/13/24)
Blocks: 2, vs. Florida (1/10/24)
Field Goals: 4, 2x, MR: vs. Florida (1/10/24)
Free Throws: 4, vs. Southern Miss (12/23/23)
Three Pointers: 2, vs. Auburn (2/3/24)

SEASON SUPERLATIVES

Double-Figure Points: --
Double-Figure Rebounds: --
Double-Doubles: --
5+ Rebounds: 3x
5+ Assists: 1x
Led Team in Points: --
Led Team in Rebounds: 2x
Led Team in Assists: 2x

SEASON GAME-BY-GAME

Opponent	Date	GS	MIN	Total		3-Pointers		Free throws		Rebounds				PF	A	TO	BLK	STL	PTS	AVG
				FG-FGA	PCT	3FG-3FGA	PCT	FT-FTA	PCT	OFF	DEF	TOT	AVG							
vs California	12/16/2023		17:04	1-2	.500	1-1	1.000	0-0	.000	0	1	1	1.0	1	4	1	1	0	3	3.0
Troy	12/19/2023		15:34	1-4	.250	1-3	.333	1-2	.500	1	2	3	2.0	1	0	2	0	0	4	3.5
vs Southern Miss.	12/23/2023		17:28	2-2	1.000	0-0	.000	4-4	1.000	1	1	2	2.0	3	1	1	0	2	8	5.0
Bryant	12/31/2023		24:36	4-6	.667	0-1	.000	1-1	1.000	0	4	4	2.5	2	1	1	0	1	9	6.0
at Tennessee	01/06/2024		14:24	2-5	.400	0-0	.000	2-2	1.000	0	0	0	2.0	1	0	1	0	1	6	6.0
Florida	01/10/2024		22:54	4-5	.800	1-1	1.000	0-0	.000	0	1	1	1.8	3	0	0	2	0	9	6.5
Vanderbilt	01/13/2024		23:28	2-6	.333	0-2	.000	0-0	.000	1	4	5	2.3	3	1	0	0	0	4	6.1
at LSU	01/17/2024		22:12	1-4	.250	0-1	.000	0-0	.000	0	0	0	2.0	0	0	0	0	0	2	5.6
at Auburn	01/20/2024		21:06	1-5	.200	1-3	.333	2-3	.667	1	0	1	1.9	2	1	3	1	0	5	5.6
Arkansas	01/24/2024		25:49	1-5	.200	1-1	1.000	1-2	.500	2	1	3	2.0	3	3	1	0	1	4	5.4
at Texas A&M	01/27/2024		22:05	2-7	.286	1-2	.500	3-3	1.000	4	4	8	2.5	1	1	0	1	0	8	5.6
Mississippi St.	01/30/2024		17:32	3-4	.750	0-1	.000	0-0	.000	1	3	4	2.7	2	2	1	0	3	6	5.7
Auburn	02/03/2024		24:20	3-4	.750	2-3	.667	0-0	.000	0	6	6	2.9	1	2	0	0	1	8	5.8
at South Carolina	02/06/2024		28:13	0-5	.000	0-0	.000	0-0	.000	1	2	3	2.9	1	5	0	0	0	0	5.4
at Kentucky	02/13/2024		22:05	1-5	.200	0-2	.000	0-0	.000	0	3	3	2.9	1	3	3	0	3	2	5.2
Missouri	02/17/2024		09:30	0-0	.000	0-0	.000	0-0	.000	0	1	1	2.8	0	0	0	0	0	0	4.9
at Mississippi St.	02/21/2024		02:37	0-1	.000	0-0	.000	0-0	.000	0	0	0	2.6	0	1	1	0	0	0	4.6
Totals			0 330:56	28-70	.400	8-21	.381	14-17	.824	12	33	45	2.6	25	25	15	5	12	78	4.6

Player Averages

Games Played	Minutes/game	Points/game	FG Pct	3FG Pct	FT Pct	Rebounds/game	Assists/game	Turnovers/game	Assist/Turnover ratio	Steals/game	Blocks/game
17	19.5	4.6	40.0	38.1	82.4	2.6	1.5	0.9	1.7	0.7	0.3

CAREER STATS

SEASON	TEAM	GP-GS	MIN/AVG	Field Goals		3-Point		F-Throws		Rebounds				Scoring						
				FG-FGA	FG%	3FG-3FGA	3FG%	FT-FTA	FT%	OFF	DEF	TOT	AVG	PF-FO	A	TO	BLK	STL	PTS	AVG
2021-22	LSU	33-32	1022/31.0	123-289	.426	40-119	.336	44-65	.677	25	74	99	3.0	55-3	64	54	7	36	330	10.0
2022-23	GTown	27-27	933/34.5	138-348	.397	35-110	.318	59-91	.648	23	83	106	3.9	54-4	87	72	13	38	370	13.7
2023-24	OM	17-0	331/19.5	28-70	.400	8-21	.381	14-17	.824	12	33	45	2.6	25-0	25	15	5	12	78	4.6
TOTAL FOR OM		17-0	331/19.5	28-70	.400	8-21	.381	14-17	.824	12	33	45	2.6	25-0	25	15	5	12	78	4.6
TOTAL		77-59	2285/29.7	289-707	.409	83-250	.332	117-173	.676	60	190	250	3.2	134-7	176	141	25	86	778	10.1

13 Robert COWHERD

Grayson, Ga. • Southern California Academy

Freshman • Guard • 6-4 • 200



BIO

FRESHMAN (2022-23)

Did not see action his freshman year and was redshirted.

HIGH SCHOOL

A four-star shooting guard, rated as the No. 216 overall player in 247Sports' rankings ... Ranked as the No. 29 shooting guard in the nation and No. 24 player from the state of California according to 247Sports ... A former First-Team All-Region selection for Georgia's Region 4-AAAAAAA whilst playing at Grayson High and Denmark High in Georgia ... Second-Team All-State selection for the state of Georgia prior to his playing at Southern California Academy ... Helped lead Southern California Academy to a 2022 Saint James Invitational Tournament Championship win ... Claimed a

tournament title at the 2021 John Wall Holiday Invitational, with SCA winning the tournament's TJ Warren Bracket ... Selected to play in The 24 High School All-Star Game presented by Academy Sports in 2022 ... A nominee for the West Region for the 2022 McDonald's All-American Game.

PERSONAL

Son of Stacey and Robert Cowherd ... Born June 23, 2003 ... Business major.

THE COWHERD FILE

BIRTHDAY	JUNE 23, 2003
MAJOR	MULTI-DISCIPLINARY STUDIES

CAREER HIGHS

Points: 4, vs. Sam Houston (11/17/23)
 Rebounds: 2, vs. Alabama State (11/6/23)
 Assists: 2, 2x, MR: at Tennessee (1/6/24)
 Steals: 3, vs. Eastern Washington (11/10/23)
 Blocks: 1, 3x, MR: at Tennessee (1/6/24)
 Field Goals: 2, vs. Sam Houston (11/17/23)
 Free Throws: --
 Three Pointers: 1, 2x, MR: at Temple (11/22/23)

SEASON HIGHS

Points: 4, vs. Sam Houston (11/17/23)
 Rebounds: 2, vs. Alabama State (11/6/23)
 Assists: 2, 2x, MR: at Tennessee (1/6/24)
 Steals: 3, vs. Eastern Washington (11/10/23)
 Blocks: 1, 3x, MR: at Tennessee (1/6/24)
 Field Goals: 2, vs. Sam Houston (11/17/23)
 Free Throws: --
 Three Pointers: 1, 2x, MR: at Temple (11/22/23)

SEASON SUPERLATIVES

Double-Figure Points: --
 Double-Figure Rebounds: --
 Double-Doubles: --
 5+ Rebounds: --
 5+ Assists: --
 Led Team in Points: --
 Led Team in Rebounds: --
 Led Team in Assists: --

SEASON GAME-BY-GAME

Opponent	Date	GS	MIN	Total		3-Pointers		Free throws		Rebounds				PF	A	TO	BLK	STL	PTS	AVG
				FG-FGA	PCT	3FG-3FGA	PCT	FT-FTA	PCT	OFF	DEF	TOT	AVG							
Alabama St.	11/06/2023		18:22	1-3	.333	1-3	.333	0-0	.000	1	1	2	2.0	2	0	0	1	0	3	3.0
Eastern Wash.	11/10/2023		20:52	0-1	.000	0-0	.000	0-0	.000	0	0	0	1.0	2	2	1	0	3	0	1.5
Detroit Mercy	11/14/2023		11:54	0-0	.000	0-0	.000	0-0	.000	0	0	0	0.7	2	0	0	0	1	0	1.0
Sam Houston	11/17/2023		06:27	2-3	.667	0-1	.000	0-0	.000	0	1	1	0.8	0	0	1	0	0	4	1.8
at Temple	11/22/2023		04:21	1-1	1.000	1-1	1.000	0-0	.000	0	1	1	0.8	2	0	0	0	0	3	2.0
NC State	11/28/2023		07:00	0-1	.000	0-1	.000	0-0	.000	0	1	1	0.8	2	0	0	0	0	0	1.7
Memphis	12/02/2023		05:55	0-0	.000	0-0	.000	0-0	.000	0	0	0	0.7	1	0	0	0	0	0	1.4
Mount St. Mary's	12/05/2023		12:59	0-2	.000	0-2	.000	0-0	.000	0	0	0	0.6	2	0	1	1	1	0	1.3
at UCF	12/10/2023		00:26	0-0	.000	0-0	.000	0-0	.000	0	0	0	0.6	0	0	0	0	0	0	1.1
Troy	12/19/2023		01:27	0-0	.000	0-0	.000	0-0	.000	0	0	0	0.5	1	0	0	0	0	0	1.0
Totals			0 89:44	4-11	.364	2-8	.250	0-0	.000	1	4	5	0.5	14	2	3	2	5	10	1.0

Player Averages

Games Played	Minutes/game	Points/game	FG Pct	3FG Pct	FT Pct	Rebounds/game	Assists/game	Turnovers/game	Assist/Turnover ratio	Steals/game	Blocks/game
10	9.0	1.0	36.4	25.0	0.0	0.5	0.2	0.3	0.7	0.5	0.2


CAREER STATS


SEASON	TEAM	GP-GS	MIN/AVG	Field Goals		3-Point		F-Throws		Rebounds				Scoring						
				FG-FGA	FG%	3FG-3FGA	3FG%	FT-FTA	FT%	OFF	DEF	TOT	AVG	PF-FO	A	TO	BLK	STL	PTS	AVG
2023-24	OM	10-0	90/9.0	4-11	.364	2-8	.250	0-0	.000	1	4	5	0.5	14-0	2	3	2	5	10	1.0
TOTAL		10-0	90/9.0	4-11	.364	2-8	.250	0-0	.000	1	4	5	0.5	14-0	2	3	2	5	10	1.0

14 Gavin **MURPHY**

Calabasas, Calif. • Calabasas

Freshman • Guard • 5-11 • 165





Ole Miss

BIO

HIGH SCHOOL

First team all-league in 2022-23 ... Named to the All-CIF 2AA SCIBCA second team ... Finished his time as the fourth-leading scorer in school history with 1,404 points ... Became the first in Calabasas history to hit 100 three pointers and dish out 100 assists ... Named MVP of the Marmonte League in 2022.

PERSONAL

Son of Allison and Greg Murphy ... Born Jan. 11, 2005 ... Has two siblings: Luke and Ryan ... Business major.

SEASON GAME-BY-GAME

THE MURPHY FILE	
BIRTHDAY	JANUARY 11, 2005
MAJOR	GENERAL BUSINESS

CAREER HIGHS	
Points: --	
Rebounds: --	
Assists: --	
Steals: --	
Blocks: --	
Field Goals: --	
Free Throws: --	
Three Pointers: --	

SEASON HIGHS	
Points: --	
Rebounds: --	
Assists: --	
Steals: --	
Blocks: --	
Field Goals: --	
Free Throws: --	
Three Pointers: --	

SEASON SUPERLATIVES	
Double-Figure Points: --	
Double-Figure Rebounds: --	
Double-Doubles: --	
5+ Rebounds: --	
5+ Assists: --	
Led Team in Points: --	
Led Team in Rebounds: --	
Led Team in Assists: --	

CAREER STATS

23 Cameron BARNES

Duncanville, Texas • Duncanville
Freshman • Forward • 6-9 • 195



BIO

HIGH SCHOOL

Rated as a three-star prospect by ESPN, 247sports.com, and Rivals ... Ranked the No. 147th player in the nation by Rivals ... A two-time national and three-time state champion ... Averaged six points and five rebounds per game as a senior while shooting 40% from three-point range.

PERSONAL

Son of Jamai Barnes ... Born April 30, 2004 ... Has and siblings: Jarez and Jaisa ... Sports & Recreation Administration major.

SEASON GAME-BY-GAME

THE BARNES FILE

BIRTHDAY	APRIL 30, 2004
MAJOR	FRESHMAN STUDIES

CAREER HIGHS

Points: --
Rebounds: --
Assists: --
Steals: --
Blocks: --
Field Goals: --
Free Throws: --
Three Pointers: --

SEASON HIGHS

Points: --
Rebounds: --
Assists: --
Steals: --
Blocks: --
Field Goals: --
Free Throws: --
Three Pointers: --

SEASON SUPERLATIVES

Double-Figure Points: --
Double-Figure Rebounds: --
Double-Doubles: --
5+ Rebounds: --
5+ Assists: --
Led Team in Points: --
Led Team in Rebounds: --
Led Team in Assists: --

CAREER STATS

24 Jacob
GAZZO

McComb, Miss. • Parklane Academy

Freshman • Forward • 6-8 • 215







BIO

HIGH SCHOOL

Named to the Tennessee Sports Writers Association All-State Team in basketball ... A member of the TSSAA West All-Region Team and a TSSAA Division 2AA All-State Team selection ... All-Metro Team by the Daily Memphian and Commercial Appeal ... A three-star recruit and ranked the No. 3 player in Mississippi according to ESPN.

PERSONAL

Son of Amy and Jake ... Born Aug. 17, 2004 ... Has one sibling: Kiley.

SEASON GAME-BY-GAME

THE GAZZO FILE

BIRTHDAY	AUGUST 17, 2004
MAJOR	CRIMINAL JUSTICE

CAREER HIGHS

Points: --
Rebounds: --
Assists: --
Steals: --
Blocks: --
Field Goals: --
Free Throws: --
Three Pointers: --

SEASON HIGHS

Points: --
Rebounds: --
Assists: --
Steals: --
Blocks: --
Field Goals: --
Free Throws: --
Three Pointers: --

SEASON SUPERLATIVES

Double-Figure Points: --
Double-Figure Rebounds: --
Double-Doubles: --
5+ Rebounds: --
5+ Assists: --
Led Team in Points: --
Led Team in Rebounds: --
Led Team in Assists: --

CAREER STATS

Rashaud 25 MARSHALL

Blytheville, Ark. • Blytheville
Freshman • Forward • 6-8 • 220



BIO

HIGH SCHOOL

A four-star recruit according to ESPN, 247Sports, and Rivals ... Rated the number one recruit in the state of Arkansas by 247Sports and On3 ... No. 83 player in nation according to 247Sports ... No. 86 nationally by On3 ... Ranked as the No. 12 center in the country by 247Sports.

PERSONAL

Son of Almeda Marshall ... Born Aug. 5, 2004.

THE MARSHALL FILE

BIRTHDAY	AUGUST 5, 2004
MAJOR	FRESHMAN STUDIES

CAREER HIGHS

Points: 9, vs. Eastern Washington (11/10/23)
Rebounds: 4, vs. Sam Houston (11/17/23)
Assists: 1, 6x, MR: vs. Auburn (2/3/24)
Steals: 1, 2x, MR: vs. Mount St. Mary's (12/5/23)
Blocks: 1, 2x, MR: vs. Sam Houston (11/17/23)
Field Goals: 4, vs. E. Washington (11/10/23)
Free Throws: 3, at Auburn (1/20/24)
Three Pointers: --

SEASON HIGHS

Points: 9, vs. Eastern Washington (11/10/23)
Rebounds: 4, vs. Sam Houston (11/17/23)
Assists: 1, 6x, MR: vs. Auburn (2/3/24)
Steals: 1, 2x, MR: vs. Mount St. Mary's (12/5/23)
Blocks: 1, 2x, MR: vs. Sam Houston (11/17/23)
Field Goals: 4, vs. E. Washington (11/10/23)
Free Throws: 3, at Auburn (1/20/24)
Three Pointers: --

SEASON SUPERLATIVES

Double-Figure Rebounds: --
Double-Doubles: --
5+ Rebounds: --
5+ Assists: --
Led Team in Points: --
Led Team in Rebounds: --
Led Team in Assists: --

SEASON GAME-BY-GAME

Opponent	Date	GS	MIN	Total		3-Pointers		Free throws		Rebounds				PF	A	TO	BLK	STL	PTS	AVG
				FG-FGA	PCT	3FG-3FGA	PCT	FT-FTA	PCT	OFF	DEF	TOT	AVG							
Alabama St.	11/06/2023		04:15	0-0	.000	0-0	.000	0-0	.000	0	2	2	2.0	1	1	0	1	0	0	0.0
Eastern Wash.	11/10/2023		16:15	4-4	1.000	0-0	.000	1-2	.500	1	0	1	1.5	2	1	0	0	0	9	4.5
Detroit Mercy	11/14/2023		07:25	1-1	1.000	0-0	.000	0-0	.000	0	0	0	1.0	1	0	3	0	0	2	3.7
Sam Houston	11/17/2023		08:34	1-1	1.000	0-0	.000	2-2	1.000	1	2	3	1.5	1	1	0	1	0	4	3.8
at Temple	11/22/2023		12:44	1-1	1.000	0-0	.000	0-0	.000	1	2	3	1.8	1	1	2	0	1	2	3.4
NC State	11/28/2023		03:54	0-3	.000	0-0	.000	0-0	.000	0	0	0	1.5	0	0	0	0	0	0	2.8
Memphis	12/02/2023		00:58	0-0	.000	0-0	.000	0-0	.000	0	1	1	1.4	1	0	0	0	0	0	2.4
Mount St. Mary's	12/05/2023		03:26	0-0	.000	0-0	.000	0-0	.000	0	2	2	1.5	1	1	0	0	1	0	2.1
Troy	12/19/2023		04:08	1-1	1.000	0-0	.000	0-0	.000	0	1	1	1.4	1	0	0	0	0	2	2.1
vs Southern Miss.	12/23/2023		01:08	0-0	.000	0-0	.000	0-0	.000	0	0	0	1.3	0	0	0	0	0	0	1.9
Bryant	12/31/2023		00:45	0-0	.000	0-0	.000	0-0	.000	0	0	0	1.2	0	0	0	0	0	0	1.7
at Tennessee	01/06/2024		02:10	0-0	.000	0-0	.000	0-0	.000	0	0	0	1.1	0	0	0	0	0	0	1.6
Florida	01/10/2024		02:30	0-1	.000	0-0	.000	0-0	.000	1	0	1	1.1	0	0	0	0	0	0	1.5
at LSU	01/17/2024		02:14	0-0	.000	0-0	.000	0-0	.000	0	0	0	1.0	0	0	0	0	0	0	1.4
at Auburn	01/20/2024		08:56	1-2	.500	0-0	.000	3-5	.600	2	0	2	1.1	1	0	0	0	0	5	1.6
Arkansas	01/24/2024		03:19	0-1	.000	0-0	.000	0-0	.000	0	0	0	1.0	1	0	0	0	0	0	1.5
Mississippi St.	01/30/2024		08:54	1-1	1.000	0-0	.000	0-0	.000	0	0	0	0.9	1	0	0	0	0	2	1.5
Auburn	02/03/2024		02:28	0-0	.000	0-0	.000	0-0	.000	0	0	0	0.9	1	1	1	0	0	0	1.4
Totals			0 94:02	10-16	.625	0-0	.000	6-9	.667	6	10	16	0.9	13	6	6	2	2	26	1.4

Player Averages

Games Played	Minutes/game	Points/game	FG Pct	3FG Pct	FT Pct	Rebounds/game	Assists/game	Turnovers/game	Assist/Turnover ratio	Steals/game	Blocks/game
18	5.2	1.4	62.5	0.0	66.7	0.9	0.3	0.3	1.0	0.1	0.1

CAREER STATS

		Field Goals		3-Point		F-Throws		Rebounds				Scoring									
SEASON	TEAM	GP-GS	MIN/AVG	FG-FGA	FG%	3FG-3FGA	3FG%	FT-FTA	FT%	OFF	DEF	TOT	AVG	PF	FO	A	TO	BLK	STL	PTS	AVG
2023-24	OM	18-0	94/5.2	10-16	.625	0-0	.000	6-9	.667	6	10	16	0.9	13-0	6	6	2	2	2	26	1.4
TOTAL		18-0	94/5.2	10-16	.625	0-0	.000	6-9	.667	6	10	16	0.9	13-0	6	6	2	2	2	26	1.4

30

Cole
McGRATH

Corinth, Miss. • Booneville • Blue Mountain

Senior • Guard • 6-3 • 175

BIO

AT BLUE MOUNTAIN - SENIOR* (2022-23), JUNIOR (2021-22)

Spent two seasons at NAIA Blue Mountain College, where he played in 53 total games, making 29 starts ... Scored 343 points while adding 96 rebounds, 64 assists, 40 steals, and three blocks ... Finished fifth on the team with 9.0 points per game as a junior ... Finished his junior year second in steals with 27.

AT NE MISS. CC - SOPH. (2020-21), FRESH. (2019-20)

Began his college career at Northeast Mississippi Community College, where he was a member of the basketball team for two seasons ... Saw action in 19 games, scoring 48 points with 20 rebounds and 20 assists as a sophomore ... Played in 21 games during his first college season, scoring 45 points with 18 boards, 24 assists and 10 steals.

THE MCGRATH FILE	
BIRTHDAY	DECEMBER 10, 2000
MAJOR	ATHLETIC ACADEMIC SUPPORT(MASTER'S)

CAREER HIGHS (NAIA INCLUDED)	
Points:	20, vs. Crowley's Ridge (12/18/21)
Rebounds:	4, 2x, MR: vs. Dalton St. (2/2/23)
Assists:	2, 6x, MR: vs. Faulkner (2/24/23)
Steals:	2, 3x, MR: vs. Faulkner (2/24/23)
Blocks:	1, 2x, MR: vs. William Carey (1/28/23)
Field Goals:	8, vs. Crowley's Ridge (12/18/21)
Free Throws:	2, 6x, MR: vs. Middle Ga. St. (2/16/23)
Three Pointers:	5, vs. Camp. Uni.-Harrodsburg (11/13/21)

SEASON HIGHS	
Points:	--
Rebounds:	--
Assists:	--
Steals:	--
Blocks:	--
Field Goals:	--
Free Throws:	--
Three Pointers:	--

SEASON SUPERLATIVES	
Double-Figure Points:	--
Double-Figure Rebounds:	--
Double-Doubles:	--
5+ Rebounds:	--
5+ Assists:	--
Led Team in Points:	--
Led Team in Rebounds:	--
Led Team in Assists:	--

SEASON GAME-BY-GAME

Opponent	Date	GS	MIN	Total		3-Pointers		Free throws		Rebounds				PF	A	TO	BLK	STL	PTS	AVG
				FG-FGA	PCT	3FG-3FGA	PCT	FT-FTA	PCT	OFF	DEF	TOT	AVG							
Mount St. Mary's	12/05/2023		00:10	0-0	.000	0-0	.000	0-0	.000	0	0	0	0.0	0	0	0	0	0	0	0.0
Troy	12/19/2023		01:27	0-0	.000	0-0	.000	0-0	.000	0	0	0	0.0	0	0	0	0	0	0.0	
vs Southern Miss.	12/23/2023		01:08	0-0	.000	0-0	.000	0-0	.000	0	0	0	0.0	0	0	0	0	0	0.0	
Bryant	12/31/2023		00:45	0-0	.000	0-0	.000	0-0	.000	0	0	0	0.0	0	0	0	0	0	0.0	
Florida	01/10/2024		00:39	0-0	.000	0-0	.000	0-0	.000	0	0	0	0.0	0	0	0	0	0	0.0	
Arkansas	01/24/2024		01:19	0-1	.000	0-1	.000	0-0	.000	0	0	0	0.0	0	0	0	0	0	0.0	
Totals		0	05:28	0-1	.000	0-1	.000	0-0	.000	0	0	0	0.0	0	0	0	0	0	0.0	

Player Averages

Games Played	Minutes/game	Points/game	FG Pct	3FG Pct	FT Pct	Rebounds/game	Assists/game	Turnovers/game	Assist/Turnover ratio	Steals/game	Blocks/game
6	0.9	0.0	0.0	0.0	0.0	0.0	0.0	0.0	0.0	0.0	0.0

OLE MISS CAREER STATS

SEASON	TEAM	GP-GS	MIN/AVG	Field Goals		3-Point		F-Throws		Rebounds				Scoring						
				FG-FGA	FG%	3FG-3FGA	3FG%	FT-FTA	FT%	OFF	DEF	TOT	AVG	PF-FO	A	TO	BLK	STL	PTS	AVG
2023-24	OM	6-0	5/0.9	0-1	.000	0-1	.000	0-0	.000	0	0	0	0.0	0-0	0	0	0	0	0	0.0
TOTAL		6-0	5/0.9	0-1	.000	0-1	.000	0-0	.000	0	0	0	0.0	0-0	0	0	0	0	0	0.0

Cam
55 BRENT

Jackson, Miss. • Jackson Prep

Freshman • Guard • 5-5 • 130







BIO

FRESHMAN (2022-23)

Did not appear in any games.

PERSONAL

Son of Wayne Brent and Dedra Martin ... Born Sept. 27, 2002 ... Has two siblings: Kristian and Taylor ... Business major.

THE BRENT FILE	
BIRTHDAY	SEPTEMBER 27, 2002
MAJOR	MULTI-DISCIPLINARY STUDIES

CAREER HIGHS	
Points:	--
Rebounds:	--
Assists:	--
Steals:	--
Blocks:	--
Field Goals:	--
Free Throws:	--
Three Pointers:	--

SEASON HIGHS	
Points:	--
Rebounds:	--
Assists:	--
Steals:	--
Blocks:	--
Field Goals:	--
Free Throws:	--
Three Pointers:	--

SEASON SUPERLATIVES	
Double-Figure Points:	--
Double-Figure Rebounds:	--
Double-Doubles:	--
5+ Rebounds:	--
5+ Assists:	--
Led Team in Points:	--
Led Team in Rebounds:	--
Led Team in Assists:	--

SEASON GAME-BY-GAME

Opponent	Date	GS	MIN	Total		3-Pointers		Free throws		Rebounds				PF	A	TO	BLK	STL	PTS	AVG
				FG-FGA	PCT	3FG-3FGA	PCT	FT-FTA	PCT	OFF	DEF	TOT	AVG							
Troy	12/19/2023		01:00	0-0	.000	0-0	.000	0-0	.000	0	0	0	0.0	0	0	0	0	0	0	0.0
vs Southern Miss.	12/23/2023		01:08	0-0	.000	0-0	.000	0-0	.000	0	0	0	0.0	1	0	0	0	0	0	0.0
Bryant	12/31/2023		00:45	0-0	.000	0-0	.000	0-0	.000	0	0	0	0.0	0	0	0	0	0	0	0.0
Florida	01/10/2024		00:39	0-0	.000	0-0	.000	0-0	.000	0	0	0	0.0	0	0	0	0	0	0	0.0
Arkansas	01/24/2024		01:19	0-0	.000	0-0	.000	0-0	.000	0	0	0	0.0	0	0	0	0	0	0	0.0
Totals		0	04:51	0-0	.000	0-0	.000	0-0	.000	0	0	0	0.0	1	0	0	0	0	0	0.0

Player Averages

Games Played	Minutes/game	Points/game	FG Pct	3FG Pct	FT Pct	Rebounds/game	Assists/game	Turnovers/game	Assist/Turnover ratio	Steals/game	Blocks/game
5	1.0	0.0	0.0	0.0	0.0	0.0	0.0	0.0	0.0	0.0	0.0

CAREER STATS

		Field Goals		3-Point		F-Throws		Rebounds				Scoring									
SEASON	TEAM	GP-GS	MIN/AVG	FG-FGA	FG%	3FG-3FGA	3FG%	FT-FTA	FT%	OFF	DEF	TOT	AVG	PF	FO	A	TO	BLK	STL	PTS	AVG
2023-24	OM	5-0	5/1.0	0-0	.000	0-0	.000	0-0	.000	0	0	0	0.0	1-0	0	0	0	0	0	0	0.0
TOTAL		5-0	5/1.0	0-0	.000	0-0	.000	0-0	.000	0	0	0	0.0	1-0	0	0	0	0	0	0	0.0

SJB PAVILION RECORD BOOK

INDIVIDUAL (OLE MISS)

Points:	43	Stefan Moody vs. Mississippi St. (03-03-16)
FG att:	25	Stefan Moody vs. Vanderbilt (02-06-16)
FG made:	13	2x, MR: Breein Tyree vs. Mississippi St. (02-11-20)
3-pt att:	15	Stefan Moody vs. Vanderbilt (02-06-16)
3-pt made:	8	2X, MR: Matthew Murrell vs. Texas A&M (2-28-23)
FT att:	18	3x, MR: D. Shuler vs. No. 16 Auburn (01-28-20)
FT made:	15	2x, MR: Stefan Moody vs. Mississippi St. (03-03-16)
Rebounds:	19	Sebastian Saiz vs. UMass (11-14-16)
Assists:	11	Jaylen Murray vs. Mississippi State (1-30-24)
Blocks:	9	Jamarion Sharp vs. Florida (1-10-24)
Steals:	10	Matthew Murrell vs. Troy (12-19-23)

TEAM (OLE MISS)

Points:	103	vs. Florida (1-10-24)
Few points:	47	vs. Georgia (01-11-17)
FG att:	75	vs. Charleston Southern (11-12-21)
FG made:	41	vs. Valparaiso (12-10-22)
FG pct:	61.5	vs. Chattanooga (12-16-18)
3-pt att:	33	2x, MR: vs. Montana (11-24-16)
3-pt made:	14	2x, MR: vs. Middle Tennessee (12-14-19)
3-pt pct:	63.6	14-22 vs. Middle Tennessee (12-14-19)
FT att:	46	vs. UMass (11-14-16)
FT made:	33	vs. UMass (11-14-16)
FT pct:	100.0	(15-15) vs. #4 Auburn (01-15-22)
Rebounds:	57	vs. Rider (11-30-21)
Assists:	26	vs. Vanderbilt (02-29-20)
Blocks:	16	vs. Florida (1-10-24)
Steals:	16	vs. Troy (12-19-23)

INDIVIDUAL (OPPONENT)

Points:	34	2x, MR: Isaiah Joe, Arkansas (1-11-20)
FG att:	24	Bryce Brown, #10 Auburn (1-9-19)
FG made:	12	Malik Monk, #8 Kentucky (12-29-16)
3-pt att:	19	Bryce Brown, #10 Auburn (1-9-19)
3-pt made:	8	Jaden Shackelford, Alabama (2-9-22)
FT att:	18	Keith Stone, Florida (1-13-18)
FT made:	13	Keith Stone, Florida (1-13-18)
Rebounds:	16	Mark Smith, Kansas State (1-29-22)
Assists:	11	2x, MR: Malachi Smith, Dayton (12-18-21)
Blocks:	8	Clevon Brown, Vanderbilt (3-3-18)
Steals:	5	J.J. Frazier, Georgia (1-9-16)

TEAM (OPPONENT)

Points:	103	Alabama (2-22-20)
Few points:	43	2x, MR: UT Martin (12-22-20)
FG att:	75	vs. Florida (1-10-24)
FG made:	38	#24 Iowa State (1-26-19)
FG pct:	69.1	#24 Iowa State (1-26-19)
3-pt att:	41	South Dakota State (11-28-17)
3-pt made:	18	South Dakota State (11-28-17)
3-pt pct:	63.6	Alabama (2-9-22)
FT att:	37	#18 Memphis (12-4-21)
FT made:	26	2x, MR: #16 Auburn (1-28-20)
FT pct:	93.3	14-15, LSU (2-25-23)
Rebounds:	49	2x, MR: Illinois State (12-16-17)
Assists:	26	#24 Iowa State (1-26-19)
Blocks:	9	#4 Auburn (1-15-22)
Steals:	12	3x, MR: UT Martin (11-19-22)

SJB PAVILION FAQ

What is the official name?

The official name as of 2023 is the Sandy and John Black Pavilion at Ole Miss, or SJB Pavilion for short.

Does The Pavilion have a nickname like the Tad Pad?

No.

When did SJB Pavilion open?

January 7, 2016

What was the total cost?

\$96.5 million

Where is media parking?

Media parking is in either the garage or the lot in front of the track and field facility, and will be distributed by men's basketball contact Mike Swartz.

Where is the media entrance?

The media will-call table is located in the southwest corner of The Pavilion. For those parking inside the garage, media will-call is located on the Parking Level 1 of the parking garage (P1 on elevators). The media entrance will open 2 hours prior to tipoff.

Where is the media workroom?

In The Pavilion, the workroom is located in the southwest corner of the floor level through the visiting team tunnel.

Where is the media seating?

Media seating is located in the at the top of section 101 in the southwest corner of The Pavilion.

How do I obtain media credentials for games at the Pavilion?

Media credentials may be requested through the Athletics Communications Office for game credentials. Requests for credentials should be emailed to Mike Swartz (mgswartz@olemiss.edu) and will be limited to working members of the media.

Where are the scouting seats located?

Scouting seats are available in the media seating area at the top of section 101. Additional seating may be purchased by contacting Mike Swartz in the Athletics Communications office.

What is the postgame interview policy?

Both team locker rooms are CLOSED to the media following the game. Ole Miss head coach Chris Beard will be brought into the media room approximately 10 minutes after the game. Selected players will join Coach Beard. Visiting coach and player interviews will be coordinated through the visiting team's communications contact.


SJB PAVILION QUICK FACTS

Arena Name	SJB Pavilion
Ground Breaking	July 31, 2014
Opening Date	Jan. 7, 2016
Capacity	9,500
Record Crowd	10,630 (1/30/24)
All-Time Record	94-50 (.653)
Current Streak	W1
Longest Win Streak	12 (11/6/23-1/30/24)

THE PAVILION FIRSTS

First Game	vs. Alabama (1/7/16)
First Win	vs. Alabama (1/7/16)
First Overtime Game	vs. USC (1/19/16)
First Point	Tomasz Gielo (3FG, 19:11/1H)
First FG	Tomasz Gielo (3FG, 19:11/1H)
First 3-Pointer	Tomasz Gielo (19:11/1H)
First Dunk ...	Jimmie Taylor, Alabama (11:00/1H)
First Dunk (OM)	Sebastian Saiz (17:09/2H)

MEDIA ROSTER

 0 BRANDON MURRAY Jr. • G • 6-5 • 210	 1 AUSTIN NUNEZ So. • G • 6-2 • 170	 2 TJ CALDWELL So. • G • 6-4 • 190	 3 JAMARION SHARP Sr. • F • 7-5 • 235	 4 JAEMYN BRAKEFIELD Sr.* • F • 6-8 • 220	 5 JAYLEN MURRAY Jr. • G • 5-11 • 170
 7 ALLEN FLANIGAN Sr. • G • 6-6 • 215	 11 MATTHEW MURRELL Sr.* • G • 6-4 • 200	 13 ROBERT COWHERD Fr. • G • 6-4 • 200	 14 GAVIN MURPHY Fr. • G • 5-11 • 165	 23 CAMERON BARNES Fr. • F • 6-9 • 195	 24 JACOB GAZZO Fr. • F • 6-8 • 215
 25 RASHAUD MARSHALL Fr. • F • 6-8 • 220	 30 COLE MCGRATH Sr. • G • 6-3 • 175	 33 MOUSSA CISSE Sr. • F • 7-0 • 230	 55 CAM BRENT Fr. • G • 5-5 • 130		
 CHRIS BEARD Head Coach	 WES FLANIGAN Assistant Coach	 AL PINKINS Assistant Coach	 BOB DONEWALD JR. Assistant Coach	 JOHN REILLY Strength and Conditioning Coach	 WIN CASE Special Asst. to the Head Coach
 BRIAN BURG Analyst	 ANTHONY JOHNSON Director of Player Development	 ELLIOTT DE WIT Director of Video Operations	 PARKER EIDSON Director of Basketball Operations	 DREW CLINTON Assoc. AD for Academic Support	 MIKE SWARTZ Asst. Director of Communications
 JOHN RAYBON Athletic Trainer	 KARA HOBSON Administrative Assistant	 MURPHY HOLLOWAY Graduate Assistant	 TYLER PARKER Graduate Assistant	 ADAM SHORT Graduate Assistant	 JORDYN KLEVE Sports Dietitian