

# << 2023-24 SOUTH CAROLINA MEN'S BASKETBALL >>

## 2023-24 SCHEDULE

OVERALL: 22-5 | SEC: 10-4

HOME: 13-2 | AWAY: 6-3 | NEUTRAL: 3-0 | NET: 48

### NOVEMBER

1	-/-	Wofford (exhibition)	W, 60-57
6	-/-	USC Upstate	W, 82-59
10	-/-	vs. Virginia Tech *	W, 79-77
13	-/-	VMI % (unbracketed game)	W, 74-64
17	-/-	vs. DePaul %	W, 73-68
19	-/-	vs. Grand Canyon %	W, 75-68
28	-/-	Notre Dame \$	W, 65-53

### DECEMBER

1	-/-	George Washington	W, 89-67
6	#24/20	at Clemson	L, 67-72
9	-/-	at East Carolina	W, 68-62
16	-/-	Charleston Southern	W, 73-69
19	-/-	Winthrop	W, 72-62
22	-/-	Elon	W, 70-43
30	-/-	Florida A&M	W, 94-62

### JANUARY

6	-/-	Mississippi State*	W, 68-62
9	-/-	at Alabama*	L, 47-74
13	-/-	at Missouri*	W, 71-69 (OT)
16	-/-	Georgia*	L, 69-74
20	-/-	at Arkansas*	W, 77-64
23	#6/6	Kentucky*	W, 79-62
27	-/-	Missouri*	W, 72-64
30	#5/5	at Tennessee*	W, 63-59

### FEBRUARY

3	-/-	at Georgia*	W, 72-62
6	-/-	Ole Miss*	W, 68-65
10	-/-	Vanderbilt*	W, 75-60
14	#13/12	at Auburn*	L, 61-101
17	-/-	LSU*	L, 63-64
24	-/-	at Ole Miss*	W, 72-59
28	-/-	at Texas A&M*	8:30 p.m., SECN

### MARCH

2	#24/24	Florida*	12 p.m. • ESPN/SECN
6	#4/4	Tennessee*	7 p.m. • ESPN2
9	-/-	at Mississippi State	2:30 p.m. • SECN
13-17	-/-	SEC Tournament &	TBA
21-22	-/-	NCAA Tournament First Round =	TBA
22-23	-/-	NCAA Tournament Second Round =	TBA
28-29	-/-	Regional Semifinal - Sweet 16 #	TBA
30-31	-/-	Regional Final - Elite 8 #	TBA

### APRIL

6-8	-/-	Final Four /	TBA
-----	-----	--------------	-----

All home games in **bold** | All times listed Eastern | **SECN+** - SEC Network + | **SECN** - SEC Network | **CBSN** - CBS Sports Network | \* indicates SEC contest | ^ - Hall of Fame Series (Charlotte, N.C.) | % - Arizona Tipoff (Glendale, Ariz.) | \$ - ACC/SEC Challenge I & - SEC Tournament (Nashville, Tenn.) | I = - NCAA Tournament First and Second Rounds (various sites) | # - NCAA Regionals (various sites) | / - Final Four (Phoenix, Ariz.) | \*\*rankings listed are at time of game

## PROBABLE GAMECOCK STARTERS

#	Name	Ht.	Wt.	Cl.	Hometown	PPG	RPG	APG	Misc.
55	Ta'Lon Cooper	6-4	200	Gr.	Roebuck, S.C.	9.7	4.3	4.2*	One of 5 active players in D1 with 1,300+ points & 700+ assists
5	Meechie Johnson	6-2	184	Jr.	Cleveland, Ohio	13.8*	4.2	3.0	Career-best, 7 20-pt games this season; 47 made 3s lead the team
12	Zachary Davis	6-6	209	Jr.	Orangeburg, S.C.	5.0	3.6	1.1	Career-high 14 pts and 9 reb in win at Ole Miss (Feb. 24)
30	Collin-Murray Boyles	6-7	231	Fr.	Columbia, S.C.	9.8	4.8	1.6	4-star freshman; 17.8 ppg & 6.7 rpg last 6 & 46-for-67 FGs (68.7%)
2	B.J. Mack	6-8	260	Gr.	Charlotte, N.C.	13.9*	5.0*	1.3	Four 20-pt games (team 4-0); 16+ pts in eight SEC games

\* indicates team leader

## GAMECOCK MEN'S BASKETBALL



22-5, 10-4 SEC  
#20/20 SOUTH CAROLINA

AT



15-12, 6-8 SEC  
Texas A&M

**HEAD COACH:** Lamont Paris

(Wooster, '96; Indiana State, '00)

**AT CAROLINA:** 33-26 (2nd season)

**CAREER:** 120-98 (7th season)

**VS. TEXAS A&M:** 0-1

**TOP SCORER:** Mack (13.9 ppg)

**TOP REBOUNDER:** Mack (5.0 rpg)

**TOP ASSIST MAKER:** Cooper (4.2 apg)

**TOP SHOT BLOCKER:** Murray-Boyles (0.7 bpg)

**TOP STEALS LEADER:** Johnson (1.0 spg)

**COMMUNICATIONS/PR:** Michael DeBates

**X UPDATES:** @GamecockMBB

**HEAD COACH:** Buzz Williams (Oklahoma City, '94)

**AT OLE MISS:** 91-59 (5th season)

**CAREER:** 344-214 (17th season)

**VS. CAROLINA:** 1-4

**TOP SCORER:** Taylor IV (18.8 ppg)

**TOP REBOUNDER:** Garcia (9.4 rpg)

**TOP ASSIST MAKER:** Taylor IV (3.9 apg)

**TOP SHOT BLOCKER:** Washington (0.9 bpg)

**TOP STEALS LEADER:** Taylor IV (2.0 spg)

**COMMUNICATIONS/PR:** Brad Marquardt

**X UPDATES:** @aggiembbk

## TIPOFF NOTABLES

> **A New Chapter** of Gamecock Men's Basketball is underway with second-year head coach Lamont Paris this season. Paris, who has been a part of nine NCAA Division I Tournaments and 17 twenty-win seasons as a college head and assistant coach, was named the University of South Carolina's 33rd head coach by Director of Athletics Ray Tanner on Thursday, March 24, 2022.

> This year's team features a crop of four experienced transfers in Stephen Clark (The Citadel), Ta'Lon Cooper (Minnesota), B.J. Mack (Wofford) and Myles Stute (Vanderbilt). Zachary Davis, Josh Gray, Meechie Johnson and Jacobi Wright all return as Carolina will have an experienced group on the hardwood this season. The team's four transfers have played 430 combined career games.

## ASSOCIATE DIRECTOR

### COMMUNICATIONS & PUBLIC RELATIONS:

MICHAEL DeBATES // MDEBATES@MAILBOX.SC.EDU

CELL: 712-348-5863 // X: @MDEBATES

CAROLINA MEN'S BASKETBALL ON SOCIAL MEDIA:

#GAMECOCKS // #FOREVERTOTHEE

X AND INSTAGRAM: @GAMECOCKMBB

FACEBOOK: /GAMECOCKMBB

ON THE WEB: GAMECOCKSONLINE.COM

## GAME 28

**VENUE:** Reed Arena

**BROADCAST:** SEC Network

**PLAY-BY-PLAY:** Clay Matvick

**ANALYST:** Daymeon Fishback

**RADIO:** Gamecock Radio Network

**IN COLUMBIA:** 107.5 The Game

**PLAY-BY-PLAY:** Derek Scott

**ANALYST:** Casey Manning

**SIRIUSXM:** 161 or 191 | **SXM APP:** 962

**WATCH:** espn.com/watch

**LIVE STATS:** GamecocksOnline.com

**SERIES:** Gamecocks lead, 9-5

**IN COLLEGE STATION:** Tied, 3-3

**SERIES TREND:** The Aggies snapped a six-game losing streak in the series last season with their win in Columbia.

**LAST MEETING:** 94-53 Aggie win on Jan. 14, 2023 at Colonial Life Arena.

## NUMBERS OF NOTE

**16** - The Gamecocks are one of 16 teams in the country with multiple top-10 victories this season.

**4** - Carolina is one of only 4 teams in the nation with a top-5 road win this season (Arizona, Clemson & James Madison the others on list).

**22** - Carolina has held 22 opponents below 70 points this season, which leads the SEC and is T-3rd nationally. **8th** - Ta'Lon Cooper is 8th in the country (2nd in SEC) in assist-to-turnover ratio thru 27 games with 114 assists against just 33 turnovers (3.45:1).

**50.0%** - The Gamecocks have shot 50.0 percent or higher in seven of the team's 27 games this season (only happened once last season in 2022-23 and that was at Missouri).

**45.9%** - The team's 45.9% 2-point FG% defense via KenPom is 31st nationally (third in SEC behind only Auburn & Tennessee). Last year, Carolina was 320th (53.7%) in 2-point FG% defense.

**21-3** - The Gamecocks 21-3 start to the season was just the third 20-3 or better start in program history. The 2015-16 team started 21-3 and the 1969-70 team went 25-3, including 14-0 in ACC play.

## COMING UP NEXT

> Carolina returns home after a pair on the road for a top-25 battle with No. 24/24 Florida (19-8, 8-6 SEC) on Saturday. Tip-off is slated for noon (ET). Tom Hart (pxp) and Jimmy Dykes (analyst) will be on the call for the game which will be simulcast on ESPN and SEC network.

0



**Ebrima Dibba** *Ee-BRIME-uh DIB-ah*  
*RSR. - G - 6-5 - 214 - BREDÅNG, SWEDEN // COASTAL CAROLINA*

	MIN	PTS	REB	AST	FG%	3FG%	FT%
23-24	2.8	0.0	0.0	1.0	0.0	0.0	-
Career	31.9	8.1	4.7	5.1	44.9	32.2	79.0

Career Highs: 19 points, 10 rebounds, 12 assists, 6 steals

1



**Jacobi Wright**  
*JR. - G - 6-2 - 182 - FORT MILL, S.C. // LEGACY EARLY COLLEGE*

	MIN	PTS	REB	AST	FG%	3FG%	FT%
23-24	22.6	6.1	1.7	1.8	37.7	31.9	76.3
Career	22.6	5.7	1.8	1.8	37.2	31.8	74.0

Career Highs: 18 points, 6 rebounds, 6 assists, 2 steals, 1 block

2



**B.J. Mack**  
*GR. - F - 6-8 - 260 - CHARLOTTE, N.C. // WOFFORD*

	MIN	PTS	REB	AST	FG%	3FG%	FT%
23-24	24.9	13.8	5.1	1.3	41.8	31.6	77.4
Career	23.7	12.3	4.6	1.3	48.3	34.7	80.7

Career Highs: 28 points, 13 rebounds\*, 6 assists, 3 steals\*, 2 blocks\*

4



**Stephen Clark**  
*GR. - F - 6-8 - 208 - CHARLOTTE, N.C. // THE CITADEL*

	MIN	PTS	REB	BLK	FG%	3FG%	FT%
23-24	10.8	2.4	2.3	0.6	47.8	28.6	56.3
Career	24.6	8.3	4.6	1.6	51.9	23.0	60.7

Career Highs: 28 points, 15 rebounds, 8 assists, 6 blocks, 4 steals

5



**Meechie Johnson**  
*JR. - G - 6-2 - 184 - CLEVELAND, OHIO // OHIO STATE*

	MIN	PTS	REB	AST	FG%	3FG%	FT%
23-24	28.9	13.5	4.2	3.0	39.2	33.1	82.6
Career	23.3	8.8	2.7	2.2	36.5	33.2	77.2

Career Highs: 29 points\*, 8 assists, 8 rebounds\*, 4 steals, 1 block

10



**Myles Stute** *STEW-tee*  
*JR. - G - 6-6 - 209 - WASHINGTON, D.C. // VANDERBILT*

	MIN	PTS	REB	AST	FG%	3FG%	FT%
23-24	24.4	9.0	3.3	1.1	41.9	38.8	69.7
Career	22.9	7.7	3.6	0.6	38.8	38.1	69.9

Career Highs: 22 points, 11 rebounds, 3 assists\*, 4 steals, 2 blocks

12



**Zachary Davis**  
*SO. - G - 6-7 - 194 - ORANGEBURG, S.C. // DENMARK-OLAR*

	MIN	PTS	REB	AST	FG%	3FG%	FT%
23-24	21.5	5.0	3.6	1.1	42.5	28.6	66.7
Career	17.4	3.5	2.9	0.9	40.9	24.2	66.7

Career Highs: 14 points\*, 9 rebounds\*, 3 steals\*, 3 assists\*, 2 blocks

14



**Eli Sparkman**  
*SO. - G - 6-0 - 160 - CLEVELAND, TENN. // BAYLOR SCHOOL*

	MIN	PTS	REB	AST	FG%	3FG%	FT%
23-24	5.3	1.0	1.0	0.0	20.0	0.0	100
Career	6.0	1.3	0.8	0.2	40.0	41.7	100

Career Highs: 6 points, 3 rebounds\*, 1 assist, 1 steal

15



**Morris Ugusuk** *OOO-Gah-suk*  
*FR. - G - 6-4 - 160 - HELSINKI, FINLAND // DRIVE BASKETBALL ACADEMY*

	MIN	PTS	REB	AST	FG%	3FG%	FT%
23-24	11.4	2.6	0.7	0.6	33.3	29.8	77.8

Season Highs: 11 points\*, 5 assists\*, 3 rebounds\*, 2 steals\*, 1 block\*

30



**Collin Murray-Boyles**  
*FR. - F - 6-7 - 231 - COLUMBIA, S.C. // WASATCH ACADEMY (UTAH)*

	MIN	PTS	REB	BLK	FG%	3FG%	FT%
23-24	20.3	9.8	4.8	0.7	59.4	0.0	65.1

Season Highs: 31 points\*, 9 rebounds\*, 5 assists\*, 4 blocks\*, 4 steals\*

31



**Benjamin Bosmans-Verdonk** *BOSE-mans-ver-DONK*  
*RSR. - F - 6-9 - 238 - LOMMEL, BELGIUM // ILLINOIS*

	MIN	PTS	REB	BLK	FG%	3FG%	FT%
23-24	10.1	2.6	3.1	0.2	60.7	-	66.7
Career	10.1	1.8	2.4	0.1	45.5	0.0	53.3

Career Highs: 10 points\*, 10 rebounds, 6 assists, 2 block, 2 steals

33



**Josh Gray**  
*SR. - F - 7-0 - 265 - BROOKLYN, N.Y. // LSU*

	MIN	PTS	REB	BLK	FG%	3FG%	FT%
23-24	8.9	3.1	2.9	0.5	54.7	-	47.2
Career	11.7	3.2	4.1	0.6	52.2	0.0	43.4

Career Highs: 20 points, 14 rebounds, 3 blocks, 2 assists, 2 steals

55



**Ta'Lon Cooper** *TUH-Ion*  
*GR. - G - 6-4 - 200 - ROEBUCK, S.C. // MINNESOTA*

	MIN	PTS	REB	AST	FG%	3FG%	FT%
23-24	33.5	9.7	4.3	4.2	49.0	44.6	75.0
Career	31.4	8.8	3.6	4.7	42.5	38.4	67.3

Career Highs: 20 points\*, 11 rebounds, 12 assists, 5 steals, 4 blocks

- Back after missing the entire 2022-23 season with an Achilles injury suffered in summer workouts in June of 2022
  - Played in 90 career games at Coastal Carolina (2018-22)
  - Averaged 8.2 points, 5.2 assists and 4.8 rebounds per game over his four seasons as a Chant
  - Standout student and was named to President's List (4.0 GPA) while at Coastal in 2021
- 14 pts in 27 min off bench in win over #6 Kentucky (Jan. 23) ; was 4-of-6 from behind the arc
  - Made the game-winning shot with 13 seconds left in OT at Mizzou (Jan. 13) ; finished with 11 points
  - Also made late crucial buckets in wins over VT (Nov. 10) and Grand Canyon (Nov. 19)
  - Team is 7-0 when he scores 10 or more this season ; had 10 in recent road win at Ole Miss (Feb. 24)
  - Became key contributor in sophomore campaign in 2022-23, playing in 32 games with 15 starts including the final nine games of the season
  - Averaged 7.3 pts, 2.1 reb and 1.8 ast per game ; scored in double figures 9 times ; scored 18 points at LSU (2/18/23) and 17 points at Ole Miss (2/11/23), leading team to pair of road wins last season in SEC play
- Had 17 points and hit a trio of 3s to help lead team to road win at Ole Miss (Feb. 24)
  - Matched career high with 5 3s in win vs. Vanderbilt (Feb. 10) ; finished with 18 pts & 6 reb
  - Led team to wire-2-wire win at Arkansas (Jan. 20) ; had 19 pts, 9 reb, 3 ast and was 3-of-4 from 3
  - Has four 20 point games with season-high 27 (21 in second half) against Grand Canyon (Nov. 19) in Arizona Tip-Off title game ; had 21 in each game vs. Mizzou ; team 4-0 when he scores 20+
  - In 85 games played (69 starts) in three seasons at Wofford (2020-23), averaged 14.1 points, 5.2 rebounds and 1.5 assists per game ; averaged 16.6 pts, 5.6 reb and 1.4 ast in 2022-23
- Pulled down season-high nine rebounds in win over Florida A&M (Dec. 30)
  - Had 10 points and five rebounds at No. 20/24 Clemson (Dec. 6), his first double-figure game at SC
  - Played in 109 games, making 88 starts in four seasons at The Citadel (2019-23) ; had 48 career games in double figures
  - Averaged 9.5 points, 5.1 rebounds, 2.6 assists and 1.8 blocks per game ; scored 1,038 career points for the Bulldogs ; shot 52.1 percent from the field for his career (428-of-821) ; had the best season of his career as a senior in 2022-23, averaging 16.3 ppg, 6.5 rpg, 2.8 apg and 1.8 bpg
- Has posted career highs in FG percentage (39.2%), 3FG percentage (33.1%) & FT percentage (82.6%) this season
  - Scored 20+ on 7 occasions this season, a career best mark ; had 24 in SEC opener against Miss. State (Jan. 6) and earned SEC POTW for the first time in his career ; first POTW honor by a Gamecock since Jair Bolden (12/23/19)
  - Team is 8-3 the last two seasons in games when he scores 20 or more points
  - Career-high 29 points on 9-of-15 shooting in ACC/SEC Challenge win over Notre Dame (Nov. 28)
  - Played in 30 games, making 29 starts in first season on campus in 2022-23 ; was team's second leading scorer, averaging 12.7 points per game ; led the Gamecocks averaging 3.6 assists per contest (8th in SEC)
  - Only player on the team to start all 18 SEC games and led the team in scoring (13.7 ppg) and assists (3.5 apg)
- Did not travel to Ole Miss (Feb. 24) due to a left knee injury sustained in practice on Thursday, Feb. 22
  - Missed 3 games with left shoulder strain back in Jan. ; returned at #5 Tenn. (Jan. 30) and had 13 points off bench
  - Team 13-0 in games when he scores 10+ this season ; had 21 and made five 3s in win vs. VT (Nov. 10)
  - Has 7 games with 3 or more 3s this season (team 7-0) ; went 4-of-5 from 3 in win vs. Ole Miss (Feb. 6)
  - Played in 91 games in three seasons at Vanderbilt (2020-23), making 59 starts ; averaged 7.4 points and 3.7 rebounds per game in 22.6 minutes per contest
  - Logged the best season of his career to date in 2022-23, averaging 8.4 pts and 4.6 reb in 34 games (26 starts)
  - Was 78-of-183 from deep as a junior in 2021-22, leading the SEC in 3-point field goal percentage ; averaged 8.3 ppg
- Long, lengthy guard who has developed into one of the team's best defenders
  - Started his 10th straight game in win at Ole Miss (Feb. 24) and had career-high 14 points and nine rebounds ; was 4-of-9 from the floor and 6-of-8 at the free throw line
  - Scored 12 points and had four rebounds in first start of season (3rd career) at Arkansas (Jan. 20)
  - 9 points and four rebounds to lead bench players in win vs. Miss. State (Jan. 6)
  - Had career high 13 points in first SEC start last season vs. Texas A&M (1/14/23)
  - Appeared in 30 games making a pair of starts in 2022-23 ; averaged 2.2 ppg and 2.2 rpg
- Joined the Gamecocks as a walk-on prior to the start of the academic year in 2022-23
  - Appeared in 12 games (eight in SEC play) off the bench, averaging 1.4 points in 6.2 minutes per game ; 15 of his 17 points came from behind the arc ; also logged three assists and three steals
  - Made a 3-pointer in four of the team's final five games of the season
  - Played season-high 11 minutes at Mississippi State (Feb. 28) and knocked down a pair of 3s for a season-high six points
- Talented first-year player who has been a key reserve in spots this season when needed
  - Had 10 points off the bench in 72-64 win vs. Mizzou (Jan. 27) ; was 2-for-2 from 3 in game
  - Career-high 11 points vs. FAMU (Dec. 30) ; hit trio of 3s in first career game with 10+ points
  - Led team with career-high five assists and no turnovers in win over Charleston Southern (Dec. 16)
  - Averaged 17.2 points, 5.3 assists, 4.3 rebounds and 2.2 steals per game for Drive Basketball Academy
  - Represented his home country at the 2022 FIBA U18 European Championship ; averaged 9.1 points, 3.1 rebounds, 2.9 assists and 1.7 steals per game in the tournament ; was efficient as he played just 19.7 minutes per game in seven appearances helping Finland to a third-place finish
- Was sidelined with mono but returned to full-practice Nov. 29 and made season debut vs. GW (Dec. 1)
  - Over last 6 games, 17.8 ppg and 6.7 rpg ; shooting 68.7% (46-of-67) from the field & 83.3% (15-of-18) from FT line
  - Breakout game with 31 points (14-of-17 FGs) vs. Vanderbilt (Feb. 10) ; named SEC FOTW (Feb. 12)
  - Led team with 16 points (8-of-11 FGs), nine rebounds and two blocks in win vs. Ole Miss (Feb. 6)
  - Had team-high 16 points (7-of-9 FGs) in road win at UGA (Feb. 3) ; has made 8 starts, all in SEC play
  - Consensus four-star recruit and top player in the state, ranked No. 64 in final ESPN Top-100
  - Played his senior year at Wasatch Academy, which is a part of the newly formed National Interscholastic Basketball Conference (NIBC), led the team averaging 15.0 ppg, 8.8 rpg, 2.1 apg, 1.8 bpg and 1.0 spg
- Had career high 10 points in win over FAMU (Dec. 30) ; first career game in double figures
  - Appeared in 31 games, making 14 starts in first season in Garnet & Black in 2022-23 ; averaged 1.9 points, 3.1 rebounds and 1.1 assists per game
  - Had eight points, seven rebounds, four assists and two steals vs. USC Upstate (11/25/22) in the 2022 season opener
  - Second year law school student and one of only law school students in NCAA Division I men's hoops
- Has come on as of late and had best game of season with 15 pts & 8 reb in road win at UGA (Feb. 3)
  - In the team's 7-game win streak, averaged 6.6 ppg and 5.0 rpg in just 13.9 mppg ; 20-of-32 from the field (62.5%)
  - Played in all 32 games om 2022-23, making 15 starts (all in SEC play) ; averaged 4.3 points and 6.3 rebounds (led the team) in 16.8 minutes per game ; his 27 blocks (0.8 per game average), 22 dunks and 51.2 field goal percentage (44-of-86) also led the team ; averaged 5.8 points and 7.9 rebounds per game in SEC play ; had career-best three games in double figures
  - Logged double-digit rebounds on 8 different occasions, 7of which came in SEC action
  - Had best game of his career with 20 points and 14 rebounds vs. Arkansas (Feb. 4)
- 1,340 career points ; 4th in SEC in assists per game (4.2) and ranks 8th nationally in assist-to-turn-over ratio (3.45:1) with 114 assists and just 35 turnovers on the year ; has a trio of 7 assists, 0 turn-over games ; one of 5 active players in the country with 700+ career assists, 1300+ points
  - Led team with 18 pts in upset win at #5 Tenn. (Jan. 30), which is still their only home loss of the year
  - Matched career-high with 20 points in win vs. #6 Kentucky (Jan. 23) ; also had 5 reb, 5 ast and no TOS
  - Spent the 2022-23 season at Minnesota after three years at Morehead State ; served as team captain starting all 30 games for the Gophers ; averaged 9.9 points (third on team) and 6.3 assists per game (led team) ; his 196 assists were 12th in the country and his assist per game average was seventh nationally



## STAT COMPARISON

	CAROLINA	A&M	NCAA Rank
Record	22-5	15-12	11/153
Conference Record	10-4	6-8	-
Current Streak	W1	L4	-
Scoring Avg.	71.8	73.2	237/198
Opponent Scoring Avg.	65.1	70.4	23/133
Scoring Margin	+6.6	+2.9	83/158
Field Goal %	44.0	39.3	221/342
Opponent Field Goal %	42.0	42.2	75/89
3-Point Field Goal %	34.2	27.1	165/349
Opponent 3-Point Field Goal %	33.3	34.1	171/223
3-Point Field Goals Made PG	8.3	6.6	99/253
3-Point Field Goal Attempts PG	24.1	24.5	80/70
Free Throw %	72.1	69.3	157/272
Opponent Free Throw %	71.6	72.3	-
Rebounding Avg.	36.0	42.7	146/3
Opponent Rebounding Avg.	31.9	34.3	-
Rebounding Margin	+4.1	+8.5	64/12
Turnovers Avg.	10.4	9.9	52/31
Opponent Turnover Avg.	9.9	11.5	326/218
Assists Avg.	15.3	11.1	55/309
Blocks Avg.	3.0	2.9	221/250
Steals Avg.	4.8	7.2	330/104

NCAA stats games through games played Feb. 25

## INTERVIEW POLICIES

All interview requests must be made in advance to Associate Director Michael DeBates in the South Carolina Athletics Communications and Public Relations Office.

**Post-Game Interview Policy:** After each home game, the South Carolina student-athletes will address the media first, then head coach Lamont Paris. Visiting team press conferences may be conducted via Zoom. Each team will provide a link to its own press conference. There may be exceptions in which the visiting head coach will come to the media room for an in-person press conference. (Depending on deadline, this may be altered on a game-by-game basis).

**Road Interview Policy:** Interviews with coach Paris and Gamecock student-athletes while on the road will be scheduled according to the home/event post-game media procedure (non-conference play).

All interviews are to be coordinated through the Communications and Public Relations Office. This allows the staff to arrange the interview when it best suits the student-athlete's and the reporter's schedules. Please contact the Communications and Public Relations Office in advance to make your interview requests. Media are not permitted to contact student-athletes on their own at any time.

All interviews will take place at the designated media interview site for that day as listed in the weekly availability schedule.

Dormitory, apartment and cell phone numbers for student-athletes will not be provided to the media. Should you need to conduct a telephone interview with a student-athlete, a call will be placed to you from the student-athlete at a mutually agreeable time.

### SOUTH CAROLINA MEDIA RELATIONS

**Michael DeBates, primary contact**  
Associate Director  
cell: 712-348-5863  
e-mail: mdebates@mailbox.sc.edu  
X: @mdebates

### SOUTH CAROLINA MEN'S BASKETBALL ONLINE

Website: [www.GamecocksOnline.com/sports/mens-basketball](http://www.GamecocksOnline.com/sports/mens-basketball)  
Facebook: [www.Facebook.com/GamecockMBB](http://www.Facebook.com/GamecockMBB)  
X: @GamecockMBB  
Instagram: @GamecockMB

## NOTABLE NUMBERS

# 17.8 PPG

> Freshman Collin Murray-Boyles has averaged 17.8 points and 6.7 rebounds the last six games. He's shooting 68.7% (46-of-67) in the stretch and 83.3% (15-of-18) at the charity stripe for a high volume of efficiency in 26.3 minutes per game.

# 7

> Lamont Paris was a part of the Wisconsin coaching staff that made seven straight appearances in the NCAA Tournament. Included in that stretch was a National Championship Game appearance (2015), Final Four (2014) and four Sweet 16s (2011-12, 2016-17).

# 17

> The Gamecocks 17-point win over No. 6 Kentucky (Jan. 23) was the program's largest ever over a top-10 opponent. The previous high was 14 against N.C. State (75-61 on 12/12/56) and 14 over Cincinnati (97-83 on 2/15/97).

# 7

> The Gamecocks saw their 7-game SEC win streak come to an end at No. 13/12 Auburn. The last time Carolina won seven consecutive games in league play was when the team started 11-0 in conf. action during the 1996-97 SEC Championship season.

## A SOUTH CAROLINA WIN WOULD ...

- Give head coach Lamont Paris his 23rd victory this season, the most by a second-year head coach in program history. George Felton is second behind Paris with 19 wins in his second season (1987-88). Twenty-three victories would T-6th most in program history for a single season.
- Give the Gamecocks 11 SEC wins, T-3rd most SEC victories all-time at Carolina (also won 11 games in 1997-98, 2015-16 and 2018-19).
- Be the team's sixth SEC road win this season, which would be second most all-time behind only the 1996-97 SEC Champion Gamecocks, who won seven games on the road en route to the league crown.

## ROAD COCKS

> After trailing early, South Carolina dominated the remaining 36:43 never surrendering the lead again in a 72-59 victory at Ole Miss (Feb. 24) on Saturday. Sophomore Zachary Davis stepped up in his 10th straight start with 14 points and nine rebounds, both career highs. The Gamecocks controlled the game inside, holding a 44-34 edge on the glass, a 34-22 edge in points in the paint and 16-10 advantage in second chance points. B.J. Mack led the way with 17 knocking down a trio of 3s. Collin-Murray Boyles (12) and Jacobi Wright (10) joined Davis and Mack in double figures. The Gamecocks picked up the team's 10th SEC win, which marks the eighth team in program history the team has had double-digit league wins since joining the conference in 1991-92. Carolina also improved to 5-2 on the road in SEC action. The five SEC wins away from home are T-2nd most all-time by the 2016-17 team. The 1996-97 SEC Champion Gamecocks won seven road games, the most in program history.

## ADVERSITY HITS

> For the first time all season, the top-25 Gamecocks lost back-to-back games last week falling at Auburn and at home to LSU by a point on Saturday. Carolina has a tough schedule down the stretch with five of its remaining games against teams ranked in the top-70 of the latest NET Rankings (thru games played Feb. 21).

## MOVING ON UP

> South Carolina jumped to No. 11 in both major top-25 polls on Monday, Feb. 12. The Gamecocks ranking of 11th in the AP Poll is the highest for the program since being ranked No. 11 in Week 7 (Dec. 29) of the 1997-98 season. The team's nine-spot jump in the Coaches Poll was the most by teams ranked in last week's top-25.

## A STAR IS BORN

> Freshman Collin Murray-Boyles brokeout for 31 points in a 15-point home victory against

Vanderbilt (Feb. 10). He went 14-of-17 from the floor, good for 82.4 percent shooting. Murray-Boyles became the first SEC player since Bobby Portis in 2014 to record a game with 30 or more points and 13 or more made FGs while shooting above 80.0 percent. He became just the third Gamecock freshman to score 30 or more since joining the SEC in 1991-92. The local product from Columbia also became just the third Gamecock in the last 25 seasons to score 30 or more while shooting 80.0 percent in an SEC contest. He was named SEC Freshman of the Week on Monday (Feb. 12) for the break-out performance.

## BACK IN THE POLLS

> South Carolina reentered the top-25 of the Associated Press and USA TODAY Coaches Poll on Monday, Feb. 5 for the first time since February of 2017. The Gamecocks are ranked No. 15 in the AP Poll and No. 20 in the Coaches Poll. The No. 15 rating in the AP Poll is the highest ranking for Carolina since being ranked No. 14 in the final AP Poll of the 1997-98 season. The last time the Gamecocks were ranked in the regular season top-25 was Week 15 (Feb. 13, 2017) during the 2016-17 Final Four season. Carolina was 20-5 and ranked No. 21 in the AP Poll and No. 19 in the Coaches Poll.

## PURE. TEAM. BASKETBALL.

> The Gamecocks had a season-high 25 assists on 29 made field goals in a double-digit road win at Georgia on Feb. 3. Carolina trailed by 10 in the first half and clawed back to make it a 2-point game at halftime. The Gamecocks ramped up the defense in second half and held the Bulldogs to just 22 points and 29.2 percent shooting (7-of-24) in the second half. Collin Murray-Boyles (16) and Josh Gray (15) combined for 31 points, 15 rebounds and five dunks as the Gamecocks dominated inside, holding a 40-24 points in the paint edge.

## COCKY TOP

> The Gamecocks rocked the college basketball

## CAROLINA BENCH PRODUCTION

GAME	SC-OPP	DIFF.	SC HIGH	
			BENCH	SCORER
USC Upstate	25-13	+12	J. Wright, 9	
vs. Virginia Tech	14-17	-3	J. Wright, 12	
VMI	20-23	-3	J. Wright, 9	
vs. DePaul	27-16	+11	Z. Davis, 10	
vs. Grand Canyon	19-4	+15	J. Wright, 10	
Notre Dame	9-7	+2	J. Wright, 7	
George Washington	20-29	-9	M. Ugusuk, 6	
at #24/20 Clemson	12-9	+3	Z. Davis, C. Murray-Boyles, 5	
at East Carolina	15-6	+9	Z. Davis, 9	
Charleston Southern	24-6	+18	C. Murray-Boyles, 7	
Winthrop	17-8	+9	J. Wright, 7	
Elon	17-11	+6	C. Murray-Boyles, 10	
Florida A&M	52-24	+28	C. Murray-Boyles, 17	
Miss. State	20-30	-10	Z. Davis, 9	
at Alabama	14-18	-4	Z. Davis, C. Murray-Boyles, 4	
at Mizzou	18-14	+4	J. Wright, 11	
Georgia	13-32	-19	J. Wright, 7	
at Arkansas	17-22	-5	J. Gray, 6	
#6/6 Kentucky	26-24	+2	J. Wright, 14	
Mizzou	26-15	+11	J. Wright, 11	
at #5/5 Tennessee	22-8	+14	M. Stute, 13	
at Georgia	20-15	+15	J. Gray, 15	
Ole Miss	23-6	+17	M. Stute, 12	
Vanderbilt	12-15	-3	M. Stute, 8	
at #12/13 Auburn	1-39	-38	S. Clark, 1	
LSU	20-26	-6	J. Wright, 8	
at Ole Miss	15-10	+5	J. Wright, 10	
at A&M				
#24/24 Florida				
#4/4 Tennessee				
at Miss. State				

## CAROLINA SPECIALTY STATS

(PP) points in paint; (OT) points off turnovers; (2nd) second chance points; (FB) fast break points

(South Carolina-Opponent)

GAME	PP	OT	2ND	FB
USC Upstate	34-30	11-15	12-6	12-15
vs. Virginia Tech	36-36	7-11	12-7	0-6
VMI	32-30	14-10	12-6	14-2
vs. DePaul	30-36	13-14	13-8	6-6
vs. Grand Canyon	28-24	12-16	5-12	0-12
Notre Dame	14-18	11-5	9-8	4-8
George Washington	24-26	14-4	12-4	11-16
at #24/20 Clemson	24-30	8-10	12-16	2-2
at East Carolina	22-26	13-16	8-4	5-4
Charleston Southern	36-28	11-10	19-11	6-6
Winthrop	40-16	18-13	16-11	6-8
Elon	26-18	17-11	9-7	7-7
Florida A&M	38-22	13-15	19-13	7-14
Miss. State	24-34	12-11	16-6	6-3
at Alabama	24-20	10-17	5-15	7-16
at Mizzou	32-36	4-15	16-15	2-3
Georgia	32-30	9-8	17-17	6-10
at Arkansas	38-32	4-8	5-14	7-8
#6/6 Kentucky	26-26	12-10	9-12	5-7
Mizzou	20-40	15-12	6-4	3-18
at #5/5 Tennessee	18-28	7-6	10-13	4-8
at Georgia	40-24	7-9	6-2	5-5
Ole Miss	32-28	13-11	16-6	4-7
Vanderbilt	38-36	8-7	14-6	0-0
at #12/13 Auburn	30-36	8-25	13-5	2-16
LSU	38-38	10-11	11-13	3-12
at Ole Miss	34-22	12-13	16-10	2-11
at A&M				
#24/24 Florida				
#4/4 Tennessee				
at Miss. State				
SC Total	810	293	318	136
SC Average	30.0	10.9	11.8	5.0
Opp Total	770	305	240	230
Opp Average	28.5	11.3	8.9	8.5



## SOUTHEASTERN CONFERENCE STANDINGS

As of Monday, Feb. 26, 2024

Team	Conference	Overall
#4/4 Tennessee	11-3	21-6
#14/13 Alabama	11-3	19-8
<b>#18/18 South Carolina</b>	<b>10-4</b>	<b>22-5</b>
#11/11 Auburn	10-4	21-6
#24/24 Florida	9-5	19-8
#16/15 Kentucky	9-5	19-8
Mississippi State	8-6	19-8
Ole Miss	6-8	19-8
Texas A&M	6-8	15-12
LSU	6-8	14-13
Georgia	5-9	15-12
Arkansas	5-9	14-13
Vanderbilt	2-12	7-20
Missouri	0-14	8-19

## SCORES AND SCHEDULE IN THE SEC

### Saturday, February 24

at Arkansas 88, Missouri 73  
at #24 Florida 77, Vanderbilt 64  
**#20 South Carolina 72, at Ole Miss 59**  
at #17 Kentucky 117, #13 Alabama 95  
#14 Auburn 97, at Georgia 76  
at #5 Tennessee 86, Texas A&M 51  
Mississippi St. 87, at LSU 67

### Tuesday, February 27

#16 Kentucky at Mississippi St. ESPN 7:00p Georgia at LSU SEC Network 7:00p  
Vanderbilt at Arkansas SEC Network 9:00p

### Wednesday, February 28

Missouri at #24 Florida SEC Network 6:30p #11 Auburn at #4 Tennessee ESPN2 7:00p  
**#18 South Carolina at Texas A&M SEC Network 8:30p**  
#14 Alabama at Ole Miss ESPN2 9:00p

### Saturday, March 2

**#24 Florida at #18 South Carolina ESPN/SEC Network 12:00p**  
Arkansas at #16 Kentucky CBS 1:30p  
LSU at Vanderbilt SEC Network 3:30p  
Mississippi St. at #11 Auburn ESPN2 4:00p  
Texas A&M at Georgia SEC Network 6:00p  
#4 Tennessee at #14 Alabama ESPN 8:00p  
Ole Miss at Missouri SEC Network 8:30p

### Tuesday, March 5

Ole Miss at Georgia SEC Network 7:00p Alabama at Florida ESPN 7:00p Auburn at Missouri SEC Network 9:00p

### Wednesday, March 6

**Tennessee at South Carolina ESPN2 7:00p**  
LSU at Arkansas SEC Network 7:00p  
Mississippi St. at Texas A&M ESPN2/U 9:00p  
Vanderbilt at Kentucky SEC Network 9:00p

All times listed Eastern Time

## ASSOCIATED PRESS POLL

Week 17 (Feb. 26, 2024)

RK	TEAM	REC	PTS	TREND
1	Houston (53)	24-3	1540	↑1
2	Purdue (4)	25-3	1460	↑1
3	UConn (5)	25-3	1459	↓2
4	Tennessee	21-6	1338	↑1
5	Marquette	21-6	1243	↑2
6	Arizona	21-6	1188	↓2
7	Kansas	21-6	1156	↑2
8	Iowa State	21-6	1155	↓2
9	North Carolina	21-6	1130	↑1
10	Duke	21-6	976	↓2
11	Auburn	21-6	862	↑3
12	Creighton	20-8	738	↑3
13	Illinois	20-7	726	↓1
14	Alabama	19-8	695	↓1
15	Baylor	19-8	689	↓4
16	Kentucky	19-8	649	↑1
17	Saint Mary's	23-6	646	↑1
18	South Carolina	22-5	471	↑2
19	Washington State	21-7	361	↑2
20	San Diego State	21-7	305	↓1
21	Dayton	21-5	261	↓5
22	Utah State	22-5	207	↑4
23	Gonzaga	22-6	184	↑3
24	Florida	19-8	140	-
25	South Florida	21-5	127	↑1

Others receiving votes: BYU 92, Texas Tech 65, TCU 45, Clemson 45, Wake Forest 44, Wisconsin 42, Nevada 25, Colorado State 20, Arizona State 17, New Mexico 10, Florida Atlantic 8, Oklahoma 7, Nebraska 7, Mississippi State 5, Washington 4, Appalachian State 3, McNeese 1, Loyola Chicago 1, Indiana State 1, Northwestern 1, Boise State 1

Dropped from rankings: Colorado State 22, Texas Tech 23, BYU 25

## COACHES POLL TOP 25

Week 17 (Feb. 26, 2024)

RK	TEAM	REC	PTS	TREND
1	Houston (25)	24-3	791	↑1
2	UConn (3)	25-3	756	↓1
3	Purdue (4)	25-3	755	-
4	Tennessee	21-6	698	↑1
5	Marquette	21-6	616	↑3
6	Iowa State	21-6	605	-
7	Arizona	21-6	597	↓3
8	North Carolina	21-6	589	↑1
9	Kansas	21-6	582	↑1
10	Duke	21-6	461	↓3
11	Auburn	21-6	426	↑3
12	Creighton	20-8	412	↑3
13	Alabama	19-8	372	-
14	Baylor	19-8	353	↓3
15	Kentucky	19-8	351	↑2
16	Illinois	20-7	348	↓4
17	Saint Mary's	23-6	332	↑1
18	South Carolina	22-5	214	↑2
19	San Diego State	21-7	153	-
20	Dayton	21-5	152	↓4
21	Washington State	21-7	149	↑1
22	Gonzaga	22-6	132	↑4
23	Utah State	22-5	114	↑3
24	Florida	19-8	98	↑2
25	South Florida	21-5	57	↑1

Others receiving votes: BYU 53, Wake Forest 51, TCU 36, Texas Tech 35, Wisconsin 20, Oklahoma 19, Clemson 15, Nevada 14, Virginia 10, Appalachian State 8, Nebraska 8, Seton Hall 7, Loyola Chicago 3, Northwestern 3, Indiana State 2, James Madison 2, Boise State 1

Dropped from rankings: BYU 21, Texas Tech 23, Colorado State 24, TCU 25



## SERIES BREAKDOWN

> The Gamecocks lead the all-time series with Texas A&M 9-5, including a recent six-game win streak thanks to season sweeps in both 2019 and 2020.

> Carolina has won eight of the last 10 matchups dating back to an 81-78 road win on Feb. 6, 2016.

> Carolina tied a then school record with 16 made 3s in the team's 81-67 win at Reed Arena on Jan. 18, 2020. The Gamecocks broke that record this season with 18 made 3s in the win over George Washington back on Dec. 1.

> The two team's first met on March 2, 2013 in A&M's inaugural SEC season.

## SC ALL-TIME RECORD VS. TEXAS A&M

**H: 5-2 ; A: 4-3 ; N: 0-0**

Last 10 games in the series...

F. 6, 2016	A	81-78	W	
J. 7, 2017	H	79-68	W	
F. 3, 2018	A	60-83		L
F. 16, 2019	H	84-77	W	
M. 5, 2019	A	71-54	W	
J. 18, 2020	A	81-67	W	
F. 8, 2020	H	74-54	W	
J. 6, 2021	H	78-54	W	
J. 29, 2022	A	74-63	W	
J. 14, 2023	H	53-94		L

## Experience, Experience, EXPERIENCE

> Below is a table of total starts and games played by all players on rosters amongst SEC schools heading into the 2023-24 season.

### GAMES PLAYED

1. Missouri - 997
2. Texas A&M - 940
3. Arkansas - 927
4. Miss. State - 842
5. South Carolina - 836
6. LSU - 816
7. Georgia - 715
8. Auburn - 712
9. Ole Miss - 677
10. Tennessee - 598
11. Florida - 579
12. Vanderbilt - 515
13. Alabama - 473
14. Kentucky - 299

### GAMES STARTED

1. Miss. State - 514
2. Texas A&M - 502
3. South Carolina - 480
4. Missouri - 468
5. Arkansas - 463
6. Ole Miss - 428
7. LSU - 380
8. Georgia - 376
9. Vanderbilt - 347
10. Tennessee - 339
11. Auburn - 268
12. Alabama - 267
13. Florida - 271
14. Kentucky - 167



Junior transfer Myles Stute played three seasons at Vanderbilt, making 59 starts in 91 games played. He averaged 7.4 ppg and 3.7 rpg for the Commodores, leading the SEC in 3-point FG% in 2021-22 (.426).

## NOTABLE NUMBERS

### #48 IN NET

South Carolina is #48 in the NET. The team's NET has been as high as 26 this season, a program-best mark. The team is one of eight in the SEC in the top-60 of the NET Rankings. The Gamecocks are 9-3 in Quad 1 and 2 games with four Quad 1 victories.

### 3 TURNOVERS

The Gamecocks had 19 assists and just three turnovers in the team's blowout win over George Washington (Dec. 1). It marked the fewest turnovers in a game for the Gamecocks since the team had just one in a 73-65 win over Tulane on Feb. 11, 1985. The team's 11, single-digit turnover games this season are second most in program history since joining the SEC in 1991-92.

### 20 ASSISTS

The Gamecocks had 20 assists in back-to-back SEC games (20 at Arkansas on Jan. 20 and 20 vs. #6 Kentucky on Jan. 23) for just the second time since joining the league in 1991-92. Feb. 7, 1996 at Auburn (22) and Feb. 10, 1996 at LSU (25) was the last time it happened. Since 2020, only nine schools have had back-to-back SEC games with 20 or more assists (six programs have done it this season in league play). The Gamecocks have had 20 or more assists in four SEC games this season, tied with Auburn for third most behind Kentucky (5) and Tennessee (6).

world yet again with a 63-59 victory at No. 5/5 Tennessee on Jan. 30. Carolina, the SEC's top scoring defense, was stout as the Gamecocks led for 30 minutes in front of a crowd of 20,667 at Food City Center. Ta'Lon Cooper led the way with 18 points, knocking down four of his five shots from behind the arc. Myles Stute returned after missing three games and scored 13 points off the bench. It was Carolina's first win at Rocky Top since January of 2017 and snapped a five-game losing streak to the Vols. It marked the team's second win over an AP Top-10 team in three games, marking the first time the Gamecocks have beat two top-10 opponents in a three-game stretch since 1968. It was also the team's first road win over a top-five opponent since defeating No. 3 Kentucky, 72-66, on March 2 1997 at Rupp Arena.

## DON'T LET ME DOWN

> There was no let down after the team's big win over No. 6/6 Kentucky on Saturday (Jan. 27) as South Carolina led for 35 minutes in a 72-64 victory over a scrappy Missouri team. It marked the first SEC sweep of an opponent under head coach Lamont Paris. It also marked the ninth 5-2 or better start in SEC play since the team joined the league in 1991-92. B.J. Mack had 21 points (15 in the first half) and Jacobi Wright (11) and Morris Ugusuk (10) each scored in double figures off the bench. Carolina is 4-0 when Mack scores 20 or more this season and 6-0 when Wright scores 10 or more off the bench. The team had 10 3s and has made double-digit 3s now in two-straight SEC games.

## LET'S MAKE HISTORY, SHALL WE?

> South Carolina routed No. 6/6 Kentucky at home, 79-62, in front of a sellout crowd at CLA on Tuesday (Jan. 23) last week. The Gamecocks opened an 8-point lead at halftime and never looked back. The 17-point win was the largest ever over a top-10 opponent in program history. It was also the team's highest ranked win since defeating the top-ranked Wildcats on Jan. 26, 2010 and the first top-25 win for Lamont Paris in his seven seasons as a head coach. Ta'Lon Cooper led all scorers, matching a career high with 20 points (also had five assists and no turnovers). Meechie Johnson (14) and Jacobi Wright (14) also scored in double figures for Carolina, who knocked down 11 3s in the game. The team had 20 assists again for the second straight SEC game. It marked the first time the Gamecocks had 20 or more assists in consecutive games since 2014.

## SHARING THE SUGAR

> The Gamecocks were efficient and effective on both ends of the floor in a 77-64 triumph at Arkan-

sas last Saturday (Jan. 20). Carolina never trailed in the game in what was the team's second-largest margin of victory at Bud Walton Arena in six all-time road wins over the Hogs. B.J. Mack had 18 points and nine rebounds, knocking down 3-of-4 from behind the arc. Zachary Davis, who started for the first time this season, had 12. Ta'Lon Cooper (11) and Collin Murray-Boyles (11) each scored in double figures as well. The Gamecocks had 20 assists and 28 made baskets. The team shot 51.9 percent (28-of-54) and 50.0 percent (9-of-18) from distance. Arkansas entered the game 8-1 on its home floor, the only loss to a top-10 Auburn team.

## FREE THROW CONTEST

> South Carolina fell at home, 74-69, in a hard-fought game against Georgia (Jan. 16), snapping a 10-game home win streak that dated back to last season. The Gamecocks opened up a 9-point lead early in the second half but were unable to sustain after being plagued with poor shooting from the floor and the foul line. Both teams shot 32 free throws. South Carolina was a season-low 53.1 percent (17-of-32) at the charity stripe and the Bulldogs were 78.1 percent (25-of-32) at the foul line, including 83.3 percent (20-of-24) in the second half. The Gamecocks shot 47.6 percent (10-of-21) from the foul line in half two. Meechie Johnson led all scorers with 19, hitting four 3s.

## TUESDAY TOOK AN L, BUT SATURDAY WE BOUNCED BACK

> Trailing for most of the second half at Missouri (Jan. 13), Ta'Lon Cooper hit a game-tying 3 with 25 seconds left to send the game to OT tied at 62-62. Jacobi Wright then hit the game-winning bucket with 13 seconds left in OT over the out-stretched arms of 7-5 Connor Vanover as the Gamecocks prevailed 71-69 for the team's first win at Mizzou Arena since 2017. B.J. Mack was 7-of-13 with 21 points to lead Carolina, his third 20-point game of the season and first in SEC action. Over the final 10:38 of regulation and OT, the South Carolina defense held Missouri to just 17 points on 33.3 percent shooting (7-for-21). The Gamecocks were also 16-of-18 at the free throw line (88.9%).

## WHO WAS THAT TEAM IN HALF TWO IN T-TOWN?

> The Gamecocks saw the team's six game win streak come to an end with a 74-47 loss at Coleman Coliseum on Tuesday night. Carolina, who led for most of the opening 20 minutes, trailed by one, 30-29, at halftime (first time trailing at half all year). The Gamecocks would shoot just 22.2% (6-of-27) in the second half and a season-low 30.9% (17-of-55) for the game. Carolina tied a season-high with 17 turnovers and the Crimson Tide knocked down

15 triples, including nine in the second half. Alabama opened a double-digit lead to start the second half and it was the first time Carolina trailed by double-digits all season.

### BIG LOVE FOR BIG MEECH

> Meechie Johnson was named SEC Player of the Week for the first time in his career on Jan. 8 after scoring 24 points (15 in second half) in a 68-62 SEC opening win over Miss. State (Jan. 6). It was his first POTW recognition and the first POTW honor for a Gamecock since Jair Bolden won it back on Dec. 23, 2019 after scoring 22 and helping led the team to an upset win at No. 9 Virginia. Johnson was also one of 30 players named to the Lute Olson Award Mid-Season Watch List on Jan. 10.

### JOY TO THE WORLD

> After a tough loss in a tightly contested in-state rivalry matchup to then No. 24/20 Clemson (Dec. 6), the Gamecocks rattled off six-straight wins to improve to 13-1 for just the sixth time in program history (first 13-1 start since 2015-16). The team's most recent win over Miss. State marked the 10th-straight home victory for Carolina dating back to a Senior Day win over Georgia last season. It's the team's longest home win streak since the 2015-16 Gamecocks started the year 13-0 at home.

### RECORD BREAKING SZN

>South Carolina sunk a school record 18 3s in the team's blowout, 89-67 victory over George Washington (Dec. 1). Meechie Johnson had 24 points (5-of-7 3FGs) and B.J. Mack had 20 (4-of-8 3FGs) as seven different players hit shots from behind the arc for the Gamecocks. Carolina had a season-high 19 assists and just three turnovers, the lowest turnover total in a game since the team had one on in a 73-65 win over Tulane on Feb. 11, 1985. The Gamecocks scored 89 points on 63 possessions, good for 1.4 points per possession.

### 3HREECHIE JOHNSON

>Meechie Johnson hit four 3s and went 9-of-15 from the floor en route to a career-high 29 points in leading the team to a 65-53 victory over Notre Dame in the ACC/SEC Challenge (Nov. 28). His previous career high was 26 in last season's historic win at Rupp Arena over Kentucky. With the victory, the Gamecocks earned the team's 10th 6-0 start in program history.

### MURRAY BOYLES CLEARED

>Star freshman forward Collin Murray-Boyles was cleared to resume full practice on Wednesday, Nov. 29 after being sidelined since the start of the season (Nov. 1) with mononucleosis. The local product from AC Flora is expected to play a vital role for the Gamecocks this season when he returns to the court.

In 2022-23, Murray-Boyles played his senior year at Wasatch Academy (Mt. Pleasant, Utah), which is a part of the newly formed National Interscholastic Basketball Conference (NIBC), a league that features that top high school programs in the nation. He led the team averaging 15.0 points, 8.8 rebounds, 2.1 assists, 1.8 blocks and 1.0 steals per game. His 15.0 points per game were third in the NIBC and his 8.8 rebounds led the conference.

Murray-Boyles rose up the recruiting rankings after his standout season in Utah and was pegged a consensus four-star prospect ranked inside the top-100 players in the country. The Athletic has him slotted as the No. 13 freshmen you absolutely can't afford to miss and On3.com has him ranked the No. 6 impact freshmen in the SEC.

### WE ARE THE CHAMPIONS

>B.J. Mack scored 21 of his 27 points in the second half of a 75-68 victory over Grand Canyon in the Arizona Tip-Off Cactus Division Championship Game (Nov. 19). The grad transfer was 4-of-7 from downtown and 9-for-9 at the free throw line en route to tournament MVP honors. He was joined on the all-tournament team by Meechie Johnson. Jacobi Wright came through in the clutch again off the bench for the Gamecocks with 10 points, including pivotal baskets with 46 seconds and 2:01 remaining. After nine turnovers in the first half, Carolina committed just one giveaway the final 20 minutes at Desert Diamond Arena.

### MEECHIE WAS FEELIN' IT IN THE DESERT

>Meechie Johnson had his first 20-point outing of the season, helping lead the team to a 78-63 win over DePaul in the semifinals of the Arizona Tip-Off (Nov. 17). He had 18 of his 24 points in the first half and was also 7-of-10 from the floor in the game's opening 20 minutes. Zachary Davis was the only other player in double figures for Carolina with 10 points off the bench, his second career game in double figures.

### BIG MACK ATTACK

>B.J. Mack had 17 points and matched a career high with 13 rebounds to lead the Gamecocks to a 10-point win over VMI (Nov. 13) in an unbracketed game, part of the Arizona Tip-Off. It was the big man's 8th career double-double. Ta'Lon Cooper had another seven assist, zero turnover night.

### TOTAL TEAM EFFORT

>Five players scored in double figures for South Carolina in a big, 79-77 win over Virginia Tech in the Hall of Fame Series in Charlotte on Nov. 10. B.J. Mack scored the game-winning bucket with 20 seconds to go. The hometown kid scored 15 of his 19 points in the second half, going 9-of-16. Myles Stute led the way 21 points thanks to 5-of-6 shooting from behind the arc. Jacobi Wright (12), Ta'Lon Cooper (12) and Meechie Johnson (11) also scored in double figures for Carolina who shot a sizzling 56.4 percent (31-of-55) from the floor. The Gamecocks were also 10-of-21 (47.6 percent) from behind the 3-point arc. Cooper had seven assists and zero turnovers in 31 minutes of action. It was head coach Lamont Paris' 100th career win as head coach.

### MAKING IT RAIN

>South Carolina started the season with an emphatic 82-53 victory over USC Upstate on Nov. 6. It was the largest margin of victory in a season-opening win since the team defeated Longwood, 82-44 (38 points), on Nov. 9, 2013. The Gamecocks shot 52.7 percent (29-of-55) from the field and 54.5 percent (12-of-22) from downtown. The team made double-digit 3s on seven occasions last season, posting a 5-2 record in those games. Ta'Lon Cooper and Meechie Johnson led all scor-

ers with 15 each. B.J. Mack had 13 and Myles Stute had 10. Zachary Davis was a spark off the bench with a team-high eight rebounds and three steals.

### COMEBACK KIDS

>South Carolina erased a 17-point halftime deficit in a 60-57 charity exhibition win over Wofford on Nov. 1. After a rough first half shooting the ball, the Gamecocks shot 42.9 percent (12-of-28) and 44.4 percent (8-of-18) from behind the arc. B.J. Mack led all Carolina players with 14 points, adding seven rebounds and three steals. Myles Stute had a double-double with 11 points and 11 rebounds. Zachary Davis came off the bench and scored 13 points in 20 minutes. The team was +11

### NCAA ACTIVE ASSISTS LEADERS LIST

1. Isaiah Stevens (Colorado State) - 825
2. Sahvir Wheeler (Washington) - 815
3. Darius Brown II (Utah State) - 769
4. **Ta'Lon Cooper (South Carolina) - 717**
5. Tyler Kolek (Marquette) - 716
6. Tristen Newton (UConn) - 686
7. Xavier Johnson (Indiana) - 671
8. Pierre Crockrell II (UC Irvine) - 656
9. Ray J Dennis (Baylor) - 652
10. Braden Norris (Loyola Chicago) - 652
11. Caleb Fields (Arkansas State) - 639
12. Dajuan Harris Jr. (Kansas) - 630
13. Jamal Sheard (Houston) - 620
14. Keishawn Davidson (Belmont) - 610
15. Boo Buie (Northwestern) - 588

**\* rankings thru games played Feb. 26**



Graduate transfer Ta'Lon Cooper has 71 career games with five or more assists on his resume. Ten of those have come this season. The Roebuck, S.C., native returns to his home state after stints at Morehead State (2019-22) and Minnesota (2022-23).

### KEY STAT

Lamont Paris' teams are 36-4 when scoring 80 or more points dating back to his first season as head coach at Chattanooga (2017-18). He's 5-0 at South Carolina when his team scores 80 or more.



with him on the floor.

## PRESEASON TRIP TO THE COMMONWEALTH

> The team went on its first foreign tour since a 2016 trip to Costa Rica in August, spending five days at Atlantis in the Bahamas (Aug. 3-8). Carolina was one of a handful of teams in paradise (Texas A&M and LSU also there from the SEC) and played a pair of games in the same ballroom that host the Battle 4 Atlantis in November.

> In game one, the Gamecocks defeated Žalgiris-2 from Lithuania, 86-60. The team knocked down 16 3s and forced 22 turnovers (14 steals). Four players scored in double figures led by Meechie Johnson with 20. He and Myles Stute each made four 3s. Ta'Lon Cooper and B.J. Mack each hit three 3s.

> In game two, dominated from start to finish in a 106-67 victory over Club Obras from Argentina. It was another outstanding shooting performance for South Carolina in the Imperial Ballroom, as the team knocked down 17s. Six different players hit multiple shots from behind the arc. Freshmen Collin-Murray Boyles and Arden Conyers scored in double figures as Murray-Boyles had 16 points on 7-of-7 shooting to led the team.

## KenPom RUNDOWN

> By the end of the 2022-23 season, South Carolina was statistically one of the youngest teams in the nation. The Gamecocks finished the season with an average of 1.50 years of Division I experience, which ranked 269th nationally. This year, Carolina ranks 25th in the country in the same category with an average of 2.82 years of Division I experience on the roster. That number is third in the SEC behind only Missouri (2.90 years) and Ole Miss (2.83 years).

> The Gamecocks are one of three teams in the SEC to rank in the top-70 in Adj. Efficiency on offense and defense: Auburn and Tennessee are the other three schools in the top-70 in both categories.

> Thru 27 games, Carolina's 2-point FG percentage defense (45.9%) is 31st nationally. Last season the team ranked 320th (53.7 percent).

> The team's offensive rebound percentage of 33.7 is 46th in the country (sixth in the SEC behind Florida, Texas A&M, Miss. State, Alabama, and Auburn).

> The Gamecocks' 47.2 effective FG percentage on defense is 42nd in the country compared to 52.6% last year, which ranked 290th, a 248-spot jump up the rankings.

> Carolina is No. 62 in adjusted efficiency rating on offense (114.1) compared to a No. 205 ranking last year (103.5).

> Overall, Carolina's KenPom ranking of 48th is a 173-spot jump from the team's final ranking of 221st last season. It's the biggest single-season rankings jump in the SEC by a wide margin. Georgia is second with an 83-spot jump from 154th to 83rd.

> Ta'Lon Cooper's offensive rating of 128.4 (15.2% usage) is 48th in the country amongst all players.

> B.J. Mack's offensive rating of 110.3 (28.3% usage) amongst players with high usage ratings (at

least 28% of possessions used) is 30th nationally and fourth in the SEC behind Johni Broome (Auburn), Dalton Knecht (Tennessee) and Rob Dillingham (Kentucky).

> Big man Josh Gray was third in offensive rebound percentage and 25th in defensive rebound percentage last season. He joined Erik Stevenson (21-22), Chris Silva (17-18, 18-19), Brenton Williams (13-14) and Devon Downey (09-10) as the only Gamecocks since 2009 to finish the season ranked within the top-five of one or more of the 18 KenPom individual player rankings.

## ORDER ON THE COURT

> The Honorable L. Casey Manning enters his 31st season as an analyst for men's basketball games on the Gamecock Radio Network. He joined the broadcast team for the 1993-94 season and worked alongside legendary South Carolina play-by-play man Bob Fulton. Manning has worked alongside current play-by-play man Derek Scott since 2016-17. The Gamecocks advanced to the school's first ever Final Four their first year working together. Manning, a Dillon, S.C. native, played for the Gamecocks from 1970-73 and made history as the first African-American scholarship player in program history. He graduated from the South Carolina School of Law in 1977 and has served as Circuit Court Judge for the Fifth Judicial Court since 1994. Manning retired on Dec. 31, 2022.

> On Dec. 8, 2022, at a retirement function at the USC Alumni Center, Manning received the Order of the Plametto from Gov. Henry McMaster, the highest civilian honor granted in the state of South Carolina.

> Two streets were also named after him, one in downtown Columbia near the courthouse he worked in and the other in his hometown of Dillon, S.C.

> On May 7, 2022, Manning received an honorary doctor of laws degree from the Board of Trustees at commencement. It is the highest degree you can receive from the university.

> He joins Dave Kellum (34th season as Ole Miss ppx) as the only members of the 30-year club on radio broadcast in the SEC.

## BY THE NUMBERS

**430** - The Gamecocks four transfers (Clark, Cooper, Mack and Stute) entered this season having played a combined **430** games at the Division I level with 299 starts across the quartet of players.

**3rd** - The entire team's **480** combined Division I starts entering the season ranked **third** in the SEC behind only Mississippi State (514) and Texas A&M (502).

**25th** - South Carolina ranks **25th** nationally in average Division I experience per KenPom at 2.82 years. The Gamecocks ranked 269th in the country last season in the same category at 1.5 years.

**1st** - The Gamecocks' scoring defense is **1st** in the SEC (23rd nationally) at **65.1 ppg**, in front of Auburn (66.6 ppg) and Tennessee (67.3 ppg).

**22** - Carolina has held **22** opponents to less than 70 points this season, which is T-4th nationally and leads the SEC.

**12** - The Gamecocks have held **12** league opponents below 70 points, which leads the SEC in front of Tennessee (9), Texas A&M (7) and Auburn (7).

**62** - Carolina held Kentucky, the nation's top scoring offense at 91.6 points per game entering the matchup, to a season low 62 points on Jan. 23 in the team's 17-point win over the top-10 Cats.

**1997** - The Gamecocks picked up the program's first top-five road win since **1997** on Jan. 30 with a 63-59 victory over No. 5/5 Tennessee. The previous top-five road win was a 72-66 win at No. 3 Kentucky on March 2, 1997.

**59** - The **59** points by Tennessee on its home floor was a season-low for the Vols. It was also the first home loss of the season for UT, snapping a 13-game home winning streak.

**4** - Carolina is one of just **4** teams in the country with a top-five true road win this season (Arizona, Clemson and James Madison).

**16** - The Gamecocks are one of just **16** teams in the nation with multiple top-10 wins this season. Kentucky (2), Miss. State (2) and Texas A&M (2) are also on the list from the SEC.

**40** - Entering this week's games, South Carolina is the only team in the conference to have four players with **40** or more made 3s this season. Meechie Johnson (47), Ta'Lon Cooper (41), Myles Stute (40) and B.J. Mack (40) have all made **40** or more long balls.

**11** - Carolina has already had **11** single-digit turnover games this season. The 2007-08 team had 12 games with single-digit giveaways, the most by a Gamecock team since entering the SEC in 1991-92.

**4** - The Gamecocks have **4** SEC games with 20 or more assists. That is T-3rd most in the league with Auburn behind Kentucky (5) and Tennessee (6).

**18-0** - Carolina is **18-0** this season when out-rebounding its opponents.

**17-0** - The Gamecocks are **17-0** when scoring 70 or more points this season.

**13-3** - Carolina is **13-3** in games decided by 10 or less points this season with the only losses at No. 24/20 Clemson, vs. Georgia on Jan. 16 and vs. LSU on Feb. 17.

**1-0** - The Gamecocks picked up the first overtime victory in SEC play under head coach Lamont Paris with the team's 71-69 win at Mizzou (Jan. 13). Carolina was 0-3 in SEC overtime games last season in Paris' first year.

**717** - Ta'Lon Cooper is **4th** on the NCAA active assists leaders list with **717** career helpers. He is one of just four players in NCAA Division I with 700 or more career assists.

**8th** - Cooper is **8th** in the country with a 3.45-to-1 assist to turnover rate (thru games played Feb. 21). He has three games with seven assists and zero turnovers in wins over Virginia Tech (Nov. 10), VMI (Nov. 13) and Vanderbilt (Feb. 10). Cooper had a season high eight assists (one turnover) in the team's blowout victory over George Washington (Dec. 1) and eight assists (two turn-



overs) in the team's win at Georgia (Feb. 3). He has 18 games this season with zero or one turnover.

**4th** - Cooper is **4th** in the SEC with a **4.2** assist per game average.

**6.3** - Cooper averaged **6.3** assists per game at Minnesota last season, which was good for seventh in the nation.

**67.9%** - The Gamecocks return **67.9%** of the team's assists from last season, led by Meechie Johnson, who averaged 3.6 assists per game, which was good for 8th in the SEC.

**52.8%** - A total of 3,429 of the team's 6,500 total minutes from last season are back this year.

**50.3%** - 549 of the team's 1,091 rebounds are back led by Josh Gray, who averaged a career-best 6.3 rebounds per game in 2022-23.

**18** - The Gamecocks sunk a school record **18** 3s in a blowout win at home over George Washington (Dec. 1).

**8-3** - Carolina is **8-3** in games where Meechie Johnson scores 20 or more points. He scored 20 or more in wins at LSU, at Kentucky and vs. Western Kentucky during the 2022-23 season. He had 24 vs. DePaul (Nov. 17), a career-high 29 in the team's ACC/SEC Challenge win over Notre Dame (Nov. 28), 24 in the team's win over GW (Dec. 1), 26 at No. 24/20 Clemson (Dec. 6), 20 in a victory over Winthrop (Dec. 19) and 24 in a win over Miss. State (Jan. 6).

**11-3** - The Gamecocks are **11-3** under head coach Lamont Paris when the team makes 10 or more 3s. The three losses have all come on the road.


**11-5** - In games when South Carolina has single-digit turnovers under Paris, the team is **11-5** the past two seasons. The Gamecocks three turnovers against GW (Dec. 1) were the team's fewest in a game since having one vs. Tulane on Feb. 11, 1985. Carolina has had 10 games this season with single-digit TOs (7-3 record).

**9-0** - The Gamecocks are **9-0** under Paris when holding opponents to 60 points or less the last two seasons. Carolina held USC Upstate to 59 on Nov. 6, Notre Dame to 53 on Nov. 28, Elon to 43 (season-low and lowest in Paris era at SC) on Dec. 22, #5 Tennessee to 59 (season-low for Vols) on Jan. 30 in Knoxville and Ole Miss to 59 (tied season-low for Rebels) on Feb. 24 in Oxford.

**.691** - Paris spent five seasons as head coach at Chattanooga from 2017-22. He led the team to a 65-29 record (**.691**) in his last three seasons and a berth in the 2022 NCAA Tournament after winning the SoCon Tournament Championship.

**12** - Paris was an assistant for 17 seasons prior to becoming a head coach in 2017-18. He was a part of **12 NCAA Tournament appearances** (Division I and II) as an assistant, including a pair of Final Fours at Wisconsin in 2014 and 2015.

**17** - In 22 seasons as a head or assistant coach in college, Paris has been a part of **17 teams that have won 20-or-more games** in a season.



A graphic celebrating Collin Murray-Boyles as the SEC Freshman of the Week. It features a large red background with the SEC logo at the top left and a South Carolina Gamecock logo at the top right. The text "FRESHMAN OF THE WEEK" is prominently displayed in large, bold, black letters. Below this, the name "COLLIN MURRAY-BOYLES" is written in a white, stylized script. On the right side, there is a photo of Collin Murray-Boyles in a red South Carolina basketball jersey, number 30, holding a Wilson basketball. Below the photo, a black banner contains white text stating: "Collin-Murray Boyles was named SEC Freshman of the Week on Feb. 12 after scoring a career-high 31 points in a recent win over Vanderbilt. Over his last six games, CMB is averaging 17.8 ppg and shooting the ball at a 68.7 percent clip (46-of-67 FGs)."



After losing 21 games last season, the Gamecocks have 22 wins now. South Carolina and Missouri (last season) are the only teams in the SEC the last 25 seasons to lose 21 or more games then win 21 or more games the following season.



## ROSTER BREAKDOWN

### Returning Letterwinners (6)

#1 Jacobi Wright  
#5 Meechie Johnson  
#12 Zachary Davis  
#14 Eli Sparkman  
#31 Benjamin Bosmans-Verdonk  
#33 Josh Gray

### Guards (11)

#0 Ebrima Dibba  
#1 Jacobi Wright  
#5 Meechie Johnson  
#10 Myles Stute  
#12 Zachary Davis  
#13 Austin Herro  
#14 Eli Sparkman  
#15 Morris Ugusuk  
#20 Danny Grajzl  
#21 Arden Conyers  
#55 Ta'Lon Cooper

### Forwards (5)

#2 B.J. Mack  
#4 Stephen Clark  
#30 Collin Murray-Boyles  
#31 Benjamin Bosmans-Verdonk  
#33 Josh Gray

### By Height

#14 Eli Sparkman (6-0)  
#20 Danny Grajzl (6-0)  
#13 Austin Herro (6-1)  
#5 Meechie Johnson (6-2)  
#1 Jacobi Wright (6-2)  
#55 Ta'Lon Cooper (6-4)  
#15 Morris Ugusuk (6-4)  
#0 Ebrima Dibba (6-5)  
#10 Myles Stute (6-6)  
#12 Zachary Davis (6-7)  
#21 Arden Conyers (6-7)  
#30 Collin-Murray Boyles (6-7)  
#4 Stephen Clark (6-8)  
#2 B.J. Mack (6-8)  
#31 Benjamin Bosmans-Verdonk (6-9)  
#33 Josh Gray (7-0)

## 2023-24 SOUTH CAROLINA MEN'S BASKETBALL ROSTER

### Alphabetical Roster

No.	Name	Pos.	Ht.	Wt.	Cl.	Exp.	Hometown // Last School
31	Benjamin Bosmans-Verdonk	F	6-9	238	RSR	1L	Lommel, Belgium // Illinois
4	Stephen Clark	F	6-8	208	GR	TR	Charlotte, N.C. // The Citadel
21	Arden Conyers	G	6-7	204	FR	HS	Columbia, S.C. // Westwood (Blythewood, S.C.)
55	Ta'Lon Cooper	G	6-4	200	GR	TR	Roebuck, S.C. // Minnesota
12	Zachary Davis	G	6-7	194	SO	1L	Orangeburg, S.C. // Denmark-Olar
0	Ebrima Dibba	G	6-5	214	RSR	TR	Bredäng, Sweden // Coastal Carolina
20	Danny Grajzl	G	6-0	175	FR	HS	Cleveland, Ohio // Hawken School (Gates Mills, Ohio)
33	Josh Gray	F	7-0	265	SR	3L	Brooklyn, N.Y. // LSU
13	Austin Herro	G	6-1	174	FR	HS	Milwaukee, Wisc. // Whitnall (Greenfield, Wisc.)
5	Meechie Johnson	G	6-2	184	JR	1L	Cleveland, Ohio // Ohio State
2	B.J. Mack	F	6-8	260	GR	TR	Charlotte, N.C. // Wofford
30	Collin Murray-Boyles	F	6-7	231	FR	HS	Columbia, S.C. // Wasatch Academy (Mt Pleasant, Utah)
14	Eli Sparkman	G	6-0	160	SO	1L	Cleveland, Tenn. // Baylor School (Chattanooga, Tenn.)
10	Myles Stute	G	6-6	209	JR	TR	Washington, D.C. // Vanderbilt
15	Morris Ugusuk	G	6-4	160	FR	HS	Helsinki, Finland // Omnia Basketball Academy (Finland)
1	Jacobi Wright	G	6-2	182	JR	2L	Fort Mill, S.C. // Legacy Early College

### Numerical Roster

No.	Name	Pos.	Ht.	Wt.	Cl.	Exp.	Hometown // Last School
0	Ebrima Dibba	G	6-5	214	RSR	TR	Bredäng, Sweden // Coastal Carolina
1	Jacobi Wright	G	6-2	182	JR	2L	Fort Mill, S.C. // Legacy Early College
2	B.J. Mack	F	6-8	260	GR	TR	Charlotte, N.C. // Wofford
4	Stephen Clark	F	6-8	208	GR	TR	Charlotte, N.C. // The Citadel
5	Meechie Johnson	G	6-2	184	JR	1L	Cleveland, Ohio // Ohio State
10	Myles Stute	G	6-6	209	JR	TR	Washington, D.C. // Vanderbilt
12	Zachary Davis	G	6-7	194	SO	1L	Orangeburg, S.C. // Denmark-Olar
13	Austin Herro	G	6-1	174	FR	HS	Milwaukee, Wisc. // Whitnall (Greenfield, Wisc.)
14	Eli Sparkman	G	6-0	160	SO	1L	Cleveland, Tenn. // Baylor School (Chattanooga, Tenn.)
15	Morris Ugusuk	G	6-4	160	FR	HS	Helsinki, Finland // Omnia Basketball Academy (Finland)
20	Danny Grajzl	G	6-0	175	FR	HS	Cleveland, Ohio // Hawken School (Gates Mills, Ohio)
21	Arden Conyers	G	6-7	204	FR	HS	Columbia, S.C. // Westwood (Blythewood, S.C.)
30	Collin Murray-Boyles	F	6-7	231	FR	HS	Columbia, S.C. // Wasatch Academy (Mt Pleasant, Utah)
31	Benjamin Bosmans-Verdonk	F	6-9	238	RSR	1L	Lommel, Belgium // Illinois
33	Josh Gray	F	7-0	265	SR	3L	Brooklyn, N.Y. // LSU
55	Ta'Lon Cooper	G	6-4	200	GR	TR	Roebuck, S.C. // Minnesota

**Head Coach:** Lamont Paris (Wooster, '96 ; Indiana State '00)

**Assistant Coach:** Tim Buckley (Bemidji State, '88)

**Assistant Coach:** Tanner Bronson (Wisconsin, '08)

**Assistant Coach:** Eddie Shannon (Florida, '99)

**Special Assistant to the Head Coach:** Carey Rich (South Carolina, '95)

**Director of Player Development:** David McKinley (Ohio, '13)

**Director of Basketball Operations:** Colby Arendale (Chattanooga, '18)

**Director of Video Services:** Roman DiPasquale (Wisconsin, '11)

**Strength & Conditioning Coach:** Scott Greenawalt (Muskingum College, '98)

**Athletic Trainer:** Mark Rodger (Buffalo, '01)

**Associate Director of Athletics Communications and Public Relations:** Michael DeBates (Iowa State, '14)

## TOP RETURNING

Scorer.....Johnson, 12.7 ppg  
Rebounder.....Gray, 6.3 rpg  
Assist Maker.....Johnson, 3.6 apg  
FG Shooter \*.....Gray, 51.4%  
3-Point FG Shooter \$.....Wright, 35.0%  
FT Shooter \$.....Johnson, 76.3%  
Shot Blocker.....Gray, 0.8 bpg  
Steal Maker.....Johnson, 0.7 spg

\* at least 75 attempts

\$ at least 20 attempts

## PRONUNCIATION GUIDE

Benjamin **BOSE**-mans-ver-**DONK**

**TUH**-lon Cooper

Ee-**BRIME**-uh **DIB**-ah

Danny **GRAZ**-al

Myles **STEW**-tee

Morris **OO-GAH**-suk



## HEAD COACH LAMONT PARIS

HEAD COACH | SEVENTH SEASON OVERALL | 120-98 (.550) | SECOND SEASON AT SOUTH CAROLINA | 33-26 (.559)

### THE PARIS FILE

#### COACHING

##### Experience

27th year

##### College Head Coach Experience

7th season

##### Hire Date At Carolina

Thursday, March 24, 2022

#### PERSONAL

##### Hometown

Findlay, Ohio

##### Alma Mater

Wooster, 1996 (Bachelors - Economics)

Indiana State, 2000 (Masters - Rec. & Sport Mgmt.)

#### COACHING RESUME

##### College Assistant Coach

Wooster, 1997-98

DePauw, 1998-99

IUP, 2000-04

Akron, 2004-10

Wisconsin, 2010-17

##### College Head Coach

Chattanooga, 2017-22

South Carolina, 2022-present

Lamont Paris, who has been a part of nine NCAA Division I Tournaments and 17 twenty-win seasons as a college head and assistant coach, was named the University of South Carolina's 33rd head coach by Director of Athletics Ray Tanner on Thursday, March 24, 2022.

Paris, 47, is the first African-American head coach in the history of the Gamecock men's basketball program.

In his first season (2022-23), South Carolina had an overhauled roster with eight new players, including just 14.9 percent of the team's scoring and 18.4 percent of the minutes played returning from the season prior. The Gamecocks defeated Clemson at home, 60-58, for the first time since Dec. 19, 2014. Chico Carter Jr. hit the game-winning bucket with 0.9 seconds remaining. Paris became the first Gamecock head coach since Dave Odom in 2001 to defeat the in-state Tigers in his first season. The conference slate was highlighted by road wins at Kentucky, at Ole Miss and at LSU. The Gamecocks wire-to-wire victory at Rupp Arena on Jan. 10 was the team's first there since 2009 and just the program's third all-time win in Lexington since joining the SEC (1992). Ohio State transfer Meechie Johnson made six 3s and scored a career-high 26 points to lead the Gamecocks. Paris joined Eddie Fogler (1997) and Darrin Horn (2009) as the only Gamecock head coaches all-time to win in the historic building. Carolina nearly knocked off SEC Champion and No. 2/2 Alabama at home but fell in overtime, 78-76, thanks to a late bucket from SEC Player of the Year Brandon Miller.

Several players had their most productive seasons to date under Paris and his staff in year one in Columbia. Sophomore Jacobi Wright averaged 7.3 points, 2.1 rebounds and 1.8 assists per game. He had a career-best six games in double figures in SEC play. Josh Gray led the team in rebounding, averaging 6.3 per game and 7.9 rebounds per contest in league action. He had a career-best eight games with 10 or more rebounds, seven of which came in SEC action. Gray also had the best game of his career with 20 points and 14 rebounds vs. Arkansas. Johnson averaged 12.7 points (second on team) and 3.6 assists per contest (eighth in the SEC). He led the team with 70 makes from behind the arc and was one of just eight players in the SEC to make 70 or more 3s.

The staff made early in-roads recruiting over the summer in 2022 with local product Gregory "GG" Jackson II reclassifying and enrolling early. The consensus top player in the 2023 class, Jackson was the highest rated signee in program history (recruit rankings started in early 2000s) and joined PJ Dozier (2015-17) as the only five-star Gamecock freshmen. Jackson would go on to earn All-SEC Freshman honors while leading the team in scoring at 15.4 points per game. He had 11 20-point games, the most by a Carolina freshman since

joining the SEC in 1991-92. Jackson would go on to be selected 45th overall by the Memphis Grizzlies in the 2023 NBA Draft. He became the first NBA Draft pick for the program since All-American Sindarius Thornwell in 2017.

Paris came to Carolina after five seasons as the head coach at University of Tennessee at Chattanooga, coaching the Mocs to an 87-72 overall record (.547), including a 65-29 mark his last three seasons.

In his final year, he led the Mocs to their first Southern Conference title and NCAA berth since 2016. Chattanooga finished the season with a 27-8 mark. He was one of 20 finalists for the Hugh Durham Award, given by CollegeInsider.com to the top Division I mid-major coach in college basketball. The Mocs' NCAA NET ranking improved in each of his seasons at Chattanooga, finishing with a 63 ranking this season.

In his 17 seasons as a collegiate assistant coach prior to becoming head coach at Chattanooga, teams associated with Paris were 497-217 (.696) with five conference titles and 12 NCAA Tournament appearances (Division I and II), reaching two Final Fours.

Paris spent seven seasons as an assistant at Wisconsin from 2010-17 working for Bo Ryan and Greg Gard. The Badgers went to the NCAA Tournament every year with four Sweet 16 appearances and back-to-back trips to the Final Four in 2014 and 2015. Wisconsin played for the National Championship in 2015 after going 36-4 and winning both the Big Ten regular season and tournament titles. The Badgers took down No. 1 overall seed Kentucky in the National Semifinal, ending the Wildcats' previously undefeated season.



### PARIS' CAREER RECORD, YEAR-BY-YEAR

SEASON	RECORD	CONFERENCE (FINISH)	POSTSEASON
2017-18 (CHATT)	10-23	3-15 (10th)	-
2018-19 (CHATT)	12-20	7-11 (5th)	-
2019-20 (CHATT)	20-13	10-8 (T-5th)	-
2020-21 (CHATT)	18-7	9-7 (4th)	-
2021-22 (CHATT)	27-8	14-4 (1st)	0-1 ; NCAA First Round
2022-23 (SC)	11-21	4-14 (12th)	-
2023-24 (SC)	22-5	10-4	-
<b>Totals</b>	<b>120-98 (.550)</b>	<b>57-63 (.475)</b>	<b>0-1 (.000) • 1 NCAA</b>



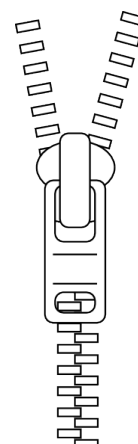

# THE LP QUARTER-ZIP - IT'S A WAY OF LIFE

The quarter-zip has been a featured staple of head coach Lamont Paris' wardrobe since he arrived on campus in late March of 2022. Gamecock fans across the country began to quickly realize through various posts on social media and appearances made by Paris throughout the community how important this article of clothing was to him. His commitment to wearing the 1/4 zip in any and all situations with weather playing zero factor also became very apparent. If it's 95 degrees with 100 percent humidity in the heart of July in famously hot Columbia, the chances of seeing Paris in a 1/4 zip are in the 99th percentile.

The Q-zip, as its affectionally become known by South Carolina fans far and wide, is a popular choice for fall and winter weather. It's versatile and dynamic. It's light and comfortable enough to be worn indoors, but it also is thick and durable enough to layer up when a jacket is too heavy for full comfort. Every quarter-zip is different with different features like zippered pockets for added storage. You have a number of different options to style it by simply just adjusting the zipper height.

A 1/4 zip camera has been added to all home games at CLA this season in honor of Paris' fashion icon status amongst the Gamecock faithful.

To the right is a breakdown of his record during the 2023-24 season in each 1/4 zip he has worn on the sidelines. Zip through it quickly and enjoy.



# GAMECOCK SUPERLATIVES UNDER PARIS (FIRST SEASON WAS 2022-23)

## Most Field Goals Made

1. 33, George Washington, Dec. 1, 2023
2. 31, vs. Virginia Tech, Nov. 10, 2023
- T3. 30, vs. Vanderbilt, Feb. 10, 2024
- T3. 30, Florida A&M, Dec. 30, 2023
- T3. 30, #2/2 Alabama, Feb. 22, 2023

## Most Field Goals Attempted

1. 72, at Vanderbilt, Jan. 5, 2023
2. 71, VMI, Nov. 13, 2023
- T3. 68, Winthrop, Dec. 19, 2023
- T3. 68, at Georgia, Jan. 28, 2023
5. 66, George Washington, Dec. 1, 2023

## Highest Field Goal Percent

1. 56.4 percent (31-55), vs. Virginia Tech, Nov. 10, 2023
2. 54.0 percent (27-50), vs. Grand Canyon, Nov. 19, 2023
3. 52.7 percent (29-55), USC Upstate, Nov. 6, 2023
4. 52.0 percent (26-50), at Missouri, Feb. 7, 2023
5. 51.9 percent (28-54), at Arkansas, Jan. 20, 2024

## Lowest Field Goal Percent

1. 25.0 percent (12-48), #8/9 Tennessee, Jan. 7, 2023
2. 30.9 percent (17-55), at Alabama, Jan. 9, 2024
3. 31.1 percent (19-61), vs. Colorado State, Nov. 17, 2022
4. 32.3 percent (21-65), at George Washington, Nov. 30, 2022
5. 34.0 percent (18-53), Miss. State, Jan. 31, 2023

## Most 3-Point Field Goals Made

1. 18, George Washington, Dec. 1, 2023
2. 15, at LSU, Feb. 18, 2023
3. 13, at Georgia, Jan. 28, 2023
4. 12, USC Upstate, Nov. 6, 2023
5. 11, vs. Kentucky, Jan. 23, 2024

## Most 3-Point Field Goals Attempted

1. 35, George Washington, Dec. 1, 2023
2. 32, at LSU, Feb. 18, 2023
- T3. 31, at Georgia, Jan. 28, 2023
- T3. 31, at Georgetown, Dec. 3, 2022
- T5. 30, Elon, Dec. 22, 2023
- T5. 30, at #24/20 Clemson, Dec. 6, 2023

## Highest 3-Point Field Goal Percentage (min. 10 attempts)

1. 55.0 (11-20), at Kentucky, Jan. 10, 2023
2. 54.5 (12-22), USC Upstate, Nov. 6, 2023
3. 51.4 (18-35), George Washington, Dec. 1, 2023
4. 50.0 (9-18), at Arkansas, Jan. 20, 2024
5. 47.6 (10-21), vs. Virginia Tech, Nov. 10, 2024

## Most Free Throws Made

- T1. 22, #13/12 Auburn, Feb. 14, 2024
- T1. 22, Florida A&M, Dec. 30, 2023
3. 21, SC State, Nov. 8, 2022
- T4. 20, Notre Dame, Nov. 28, 2023
- T4. 20, DePaul, Nov. 17, 2023
6. 19, Georgia, March 4, 2023

## Most Free Throws Attempted

1. 34, vs. DePaul, Nov. 17, 2023
2. 32, vs. Georgia, Jan. 16, 2024
3. 31, Georgia, March 4, 2023
4. 30, SC State, Nov. 8, 2022
- T5. 28, #13/12 Auburn, Feb. 14, 2024
- T5. 28, Florida A&M, Dec. 30, 2023

## Highest Free Throw Percentage (min. 10 attempts)

1. 100 percent (12-12), Winthrop, Dec. 19, 2023
2. 94.4 percent (17-18), at LSU, Feb. 18, 2023
3. 93.3 percent (14-15), #8/9 Tennessee, Jan. 7, 2023
4. 88.9 percent (16-18), at Missouri, Jan. 13, 2024
5. 87.5 percent (14-16), vs. Grand Canyon, Nov. 19, 2023

## Most Offensive Rebounds

1. 21, VMI, Nov. 13, 2023
2. 19, Clemson, Nov. 11, 2022
- T3. 18, Winthrop, Dec. 19, 2023
- T3. 18, Eastern Michigan, Dec. 30, 2022
- T5. 17, Elon, Dec. 22, 2023
- T5. 17, at Georgia, Jan. 28, 2023
- T5. 17, WKU, Dec. 22, 2022

## Most Defensive Rebounds

1. 38, at Vanderbilt, Jan. 5, 2022
2. 35, USC Upstate, Nov. 6, 2023
3. 34, WKU, Dec. 22, 2022
4. 33, at Florida, Jan. 25, 2023
5. 31, Clemson, Nov. 11, 2022 & at Arkansas, Jan. 20, 2024

## Most Total Rebounds

1. 51, WKU, Dec. 22, 2022
2. 50, Clemson, Nov. 11, 2022
3. 46, Eastern Michigan, Dec. 30, 2022
- T4. 45, USC Upstate, Nov. 6, 2023
- T4. 45, at Florida, Jan. 25, 2023

## Most Personal Fouls

1. 25, at Vanderbilt, Jan. 5, 2022
- T2. 24, vs. Georgia, Jan. 16, 2024
- T2. 24, vs. Grand Canyon, Nov. 19, 2023
- T2. 24, vs. DePaul, Nov. 17, 2023
5. 23, #16/17 Auburn, Jan. 21, 2023

## Most Points

1. 94, Florida A&M, Dec. 30, 2023
2. 89, George Washington, Dec. 1, 2023
- T3. 82, USC Upstate, Nov. 6, 2023
- T3. 82, at LSU, Feb. 18, 2023
5. 80, SC State, Nov. 8, 2022

## Fewest Points

1. 42, #8/9 Tennessee, Jan. 7, 2023
2. 45, at #11/13 Tennessee, Feb. 25, 2023
3. 47, at Alabama, Jan. 9, 2024
4. 51, Miss. State, Jan. 31, 2023
- T5. 53, Texas A&M, Jan. 14, 2023
- T5. 53, vs. Colorado State, Nov. 17, 2022

## Most Assists

1. 25, at Georgia, Feb. 3, 2024
- T2. 21, vs. Vanderbilt, Feb. 10, 2024
- T2. 21, vs. Florida A&M, Dec. 30, 2023
- T4. 20, vs. Kentucky, Jan. 23, 2024
- T4. 20, at Arkansas, Jan. 20, 2024

## Fewest Turnovers

1. 3, George Washington, Dec. 1, 2023
- T2. 6, Charleston Southern, Dec. 16, 2023
- T2. 6, Presbyterian, Dec. 11, 2022
4. 7, Vanderbilt, Feb. 10, 2024
- T5. 8, at #24/20 Clemson, Dec. 6, 2023
- T5. 8, Notre Dame, Nov. 28, 2023

## Most Turnovers

1. 19, Clemson, Nov. 11, 2022
- T2. 18, Miss. State, Jan. 31, 2023
- T2. 18, at Georgia, Jan. 28, 2023
- T2. 18, #8/9 Tennessee, Jan. 7, 2023
- T5. 17, at Alabama, Jan. 9, 2024
- T5. 17, vs. DePaul, Nov. 17, 2023
- T5. 17, vs. Furman, Nov. 20, 2022

## Most Blocks

1. 8, vs. Georgia, Jan. 16, 2024
2. 7, vs. Davidson, Nov. 18, 2022
- T3. 6, vs. Kentucky, Jan. 23, 2024
- T3. 6, George Washington, Dec. 1, 2023
- T3. 6, Georgia, March 4, 2023
- T4. 5, Miss. State, Jan. 6, 2024
- T4. 5, Florida A&M, Dec. 30, 2023
- T4. 5, Winthrop, Dec. 19, 2023

## Most Steals

1. 10, #8/9 Tennessee, Jan. 7, 2023
2. 9, vs. ECU, Dec. 17, 2022
- T3. 8, vs. Missouri, Jan. 27, 2024
- T3. 8, at Alabama, Jan. 9, 2024
- T3. 8, vs. Virginia Tech, Nov. 10, 2023
- T3. 8, Miss. State, Jan. 31, 2023

## Most Points By Opponent

1. 101, #13/12 Auburn, Feb. 14, 2024
2. 94, Texas A&M, Jan. 14, 2023
- T3. 85, at #11/13 Tennessee, Feb. 25, 2023
- T3. 85, #8/9 Tennessee, Jan. 7, 2023
- T3. 85, Colorado State, Nov. 17, 2022

## Fewest Points By Opponent

1. 43, Elon, Dec. 22, 2023
- T2. 53, Notre Dame, Nov. 28, 2023
- T2. 53, USC Upstate, Nov. 25, 2022
4. 57, Presbyterian, Dec. 11, 2022
5. 58, WKU, Dec. 22, 2022

## Most Field Goals Made By Opponent

- T1. 36, at #13/12 Auburn, Feb. 14, 2024
- T1. 36, at #11/13 Tennessee, Feb. 25, 2023
- T3. 35, #8/9 Tennessee, Jan. 7, 2023
- T3. 35, Colorado State, Nov. 17, 2022
5. 34, Texas A&M, Jan. 14, 2023

## Fewest Field Goals Made By Opponent

- T1. 16, Elon, Dec. 22, 2023
- T1. 16, Winthrop, Dec. 19, 2023
3. 17, Notre Dame, Nov. 28, 2023
4. 18, Ole Miss, Feb. 24, 2024
- T5. 20, vs. Grand Canyon, Nov. 19, 2023
- T5. 20, at Ole Miss, Feb. 11, 2023

## Highest Opponent Field Goal Percent By Opponent

1. 61.0 (36-59), at #13/12 Auburn, Feb. 14, 2024
2. 58.3 (35-60), Colorado State, Nov. 17, 2022
3. 58.1 (36-62), at #11/13 Tennessee, Feb. 25, 2023
4. 54.8 (34-62), Texas A&M, Jan. 14, 2023
5. 52.9 (27-51), Miss. State, Jan. 31, 2023

## Lowest Opponent Field Goal Percent By Opponent

1. 32.0 percent (16-50), Elon, Dec. 22, 2023
2. 32.7 percent (17-52), Notre Dame, Nov. 28, 2023
3. 33.3 percent (18-54), Ole Miss, Feb. 24, 2024
4. 34.0 percent (16-57), Winthrop, Dec. 19, 2023
5. 35.6 percent (21-59), USC Upstate, Nov. 6, 2023

## Most Rebounds By Opponent

- T1. 48, Vanderbilt, Feb. 14, 2023
- T1. 48, Texas A&M, Jan. 14, 2023
- T1. 48, #8/9 Tennessee, Jan. 7, 2023
4. 45, vs. Georgia, Jan. 16, 2024
5. 44, at Vanderbilt, Jan. 5, 2023

## Fewest Rebounds By Opponent


1. 23, vs. Virginia Tech, Nov. 10, 2023
- T2. 25, Georgia, March 4, 2023
- T2. 25, Presbyterian, Dec. 11, 2022
- T4. 26, Vanderbilt, Feb. 10, 2024
- T4. 26, Miss. State, Jan. 6, 2024
- T4. 26, Charleston Southern, Dec. 16, 2023

## Most Turnovers By Opponent

- T1. 16, VMI, Nov. 13, 2023
- T1. 16, Miss. State, Jan. 31, 2023
- T3. 15, at Alabama, Jan. 9, 2024
- T3. 15, Elon, Dec. 22, 2023
- T5. 14, Winthrop, Dec. 19, 2023
- T5. 14, #8/9 Tennessee, Jan. 7, 2023
- T5. 14, at Vanderbilt, Jan. 5, 2023



# GAMECOCK BASKETBALL ASSISTANT COACHES & SUPPORT STAFF



## > **Tanner Bronson, Assistant Coach (Wisconsin, '08)**

- Served in same capacity at Chattanooga for five seasons (2017-22) under Paris
- Was assistant at St. Louis (2012-16) prior to joining the Mocs ; team won 103 games in his five seasons there and made three NCAA appearances, winning a game each time
- Went from manager, to walk-on to scholarship player at Wisconsin under Bo Ryan ; was on four NCAA teams (Elite Eight in '05' and Sweet Sixteen in '08')



## > **Tim Buckley, Assistant Coach (Bemidji State, '88)**

- Second season at Carolina and was previously at UNLV (2019-22) ; also was scout with the Minnesota Timberwolves (2017-19)
- Was on staff for the entire Tom Crean tenure at Indiana where he was a part of two Big Ten titles (2013, 2016), four NCAA Appearances, including three trips to the Sweet Sixteen ; the Hoosiers went 138-69 (.667) the last six seasons he was there
- Has had two stints as a head coach at Ball State (2000-06) and Rockford (1989-93)




## > **Eddie Shannon, Assistant Coach (Florida, '99)**

- Second season at Carolina ; spent three seasons at Chattanooga (2019-22) under Paris ; also was assistant at Canisius (2017-19)
- Played professionally overseas for 10 seasons with stops in Italy, France, Russia, Sweden, Croatia, Latvia, Greece, Australia, and Cyprus
- Four-year starter at Florida (1995-99), helping usher in the Billy Donovan era in Gainesville ; scored 1,168 career points and left as the career leader in steals (204) ; only player in school history with 200+ steals and he was also second in assists (493)



## > **David McKinley, Assistant Coach (Ohio, '13)**

- Second season at Carolina ; was on Paris' staff at Chattanooga for five seasons (2017-22) in variety of roles
- Served as Director of Player Development in first season at Carolina (2022-23) ; was assistant coach for the Mocs for three seasons (2019-22)
- Played collegiately at Ohio University where he was a four-year letterwinner from 2010-13 ; team captain his last two years and member of Bobcat team that won school record 29 games and advanced to the Sweet Sixteen



## > **Colby Arendale, Director of Operations (Chattanooga, '18)**

- Second season at Carolina ; served in the same capacity at Chattanooga under Paris for the past three seasons (2019-22)
- Was a student manager in 2017-18 and then a graduate manager for the Mocs from 2018-19
- Recently completed his MBA



## > **Carey Rich, Special Assistant to the Head Coach (South Carolina, '95)**

- First official hire of the Paris era at South Carolina ; enters his second season with the team
- Served seven years as superintendent with the City of Columbia's Parks and Recreation Department
- Played one season at Western Carolina before returning home to finish his career with the Gamecocks (1993-95) ; scored 784 career points in Garnet & Black and dished out 340 assists in 79 games ; his 4.30 assists per game average is sixth all-time at Carolina



## > **Roman DiPasquale, Director of Video Services (Wisconsin, '11)**

- Second season at South Carolina ; was on the Chattanooga staff all five seasons (2017-22) under Paris serving in a variety of roles
- Worked as the video coordinator at Stanford (2014-16)
- Also has stints in the NBA with Portland (2013-14) and Philadelphia (2011-12) ; was a student manager at Wisconsin




## > **Scott Greenawalt, Strength & Conditioning Coach (Muskingum College, '98)**

- Enters his 12th season with men's basketball program in 2023-24 ; worked with men's and women's basketball at Kansas State from 2006-12 before coming to South Carolina with head coach Frank Martin
- Was a part of the staff for the best season in school history which culminated with a trip to the 2017 Final Four
- Worked at Cincinnati for eight years prior to his time in Manhattan ; was an all-conference linebacker in in for Muskingum College



**Mark Rodger**  
Athletic Trainer



**Jack Samonsky**  
Graduate Assistant



**Tada Stricklen**  
Graduate Assistant



**Michael DeBates**  
Associate Director  
Communications  
& Public Relations



**Sam Straker**  
Creative Media  
Producer



**Jeremy Ford**  
Sports Dietician



**Charles Waddell**  
Special Assistant  
to the AD // Sport  
Admin





# COLONIAL LIFE ARENA

HOME OF GAMECOCK BASKETBALL [COLONIAL LIFE ARENA RECORD: 243-116 (.677)]

## FUN FACTS ABOUT COLONIAL LIFE ARENA

- > **16,880** cubic yards of earth moved, which is enough to fill 222 swimming pools
- > **3,848** tons of steel, which would weigh equal to 96,200 quarters, which would equal \$24,050
- > **125** miles of cable, which would stretch between Columbia and Folly Beach
- > **1,872** tons of cooling, which would cool an average of 12 grocery stores
- > **205,384** bricks and **60,137** concrete blocks, which would stretch the entire length of Lake Murray (41 miles)
- > **8,750** gallons of paint, which would paint approximately 115 average Columbia 2-story houses
- > **4,781** square yards of carpet, which would carpet approximately the field at Williams-Brice Stadium
- > **443** people working on building the arena at a given time, which would staff 44 fast food restaurants
- > **1,158,000** man-hours to complete Colonial Life Arena, which would equal two working hours from each person living in the Columbia Metro area



CHRIS SILVA THROWS IN A SILVA SLAM FOR TWO OF HIS 27 POINTS THAT LED THE GAMECOCKS TO VICTORY VS. NO. 18 KENTUCKY, 76-68, ON JAN. 16, 2018. CAROLINA TRAILED BY AS MANY AS 14 POINTS IN THE SECOND HALF.

## KEY ARENA DATES/ MEMORABLE MOMENTS

- > **April 2001** - Construction begins
- > **Nov. 24, 2002** - Carolina defeats ETSU, 71-66, in its first contest in the building
- > **Jan. 8, 2003** - The Gamecocks post a 55-49 win in the first SEC contest at the building over Ole Miss.
- > **March 15, 2006** - Carolina defeats Western Kentucky, 74-55, in the first round of the Postseason NIT. The Gamecocks would go on to win their second straight NIT Championship later that month.
- > **Jan. 21, 2009** - Zam Fredrick scores on a last second lay-in to propel the Gamecocks past Florida, 70-69, at the buzzer. Carolina would go on to capture the 2009 SEC Eastern Division Co-Championship.
- > **Jan. 26, 2010** - Led by heralded senior Devan Downey, Carolina posted its first win over a No. 1 ranked opponent (AP poll) in school history when it defeated top-ranked Kentucky, 68-62.
- > **Feb. 7, 2017** - The Gamecocks would battle Alabama into a four-overtime contest, with the Crimson Tide eventually closing the 90-86 win. Senior guard Sindarius Thornwell scored 44 points and pulled down 21 rebounds in the game. Carolina would go on to its first Final Four in program history later that season.
- > **Nov. 15, 2019** - Carolina captures its 200th victory at Colonial Life Arena with a 90-63 win over Cleveland State.
- > **Jan. 23, 2024** - The Gamecocks dominated No. 6/6 Kentucky, 79-62. It was the program's highest margin of victory ever over a top-10 team ever.



DEVAN DOWNEY VS. KENTUCKY, JAN. 26, 2010 - HE SCORED 30 POINTS AS CAROLINA BEAT THE TOP-RANKED WILDCATS, 68-62.



TA'LON COOPER TIED A CAREER-HIGH WITH 20 POINTS IN A 79-62 ROUT OVER NO. 6/6 KENTUCKY ON JAN. 23, 2010. CAROLINA HELD THE NATION'S BEST SCORING OFFENSE TO A SEASON-LOW IN POINTS.



# 2023-24 GAMECOCK SUPERLATIVES

## GAMECOCKS' RECORD WHEN ...

At home	13-2
On the road	6-3
At neutral sites	3-0
In overtime	1-0
vs. Top 25 team	2-2
vs. Top 10 team	1-0
vs. Top 5 team	1-0
Leading at half	19-3
Trailing at half	3-2
Tied at half	-
Shooting 50% or better	7-0
Shooting between 39-49.9%	13-1
Shooting less than 39%	3-2
Opp. shooting 50% or better	2-0
Opp. shooting between 39-49.9%	12-4
Opp. shooting less than 39%	7-2
Shooting better than opp.	15-1
Shooting worse than/equals to opp.	7-4
Starters out-score opp. starter	14-2
Opp. starters score/equal more	8-3
Bench out-scores opp. bench	16-1
Opp. bench scores/equals more	6-4
Having more FTs than opp.	15-2
Having equal/less FTs than opp.	7-3
Have more TOs than opp.	12-3
Having equal/less TOs than opp.	10-2
Having more rebounds than opp.	18-0
Having equal/less rebounds than opp.	4-5
Making 6 or more 3FGs	21-3
Having 15 or more assists	15-1
Score more points in paint than opp.	12-2
Scoring equal/less points in paint than opp.	10-3
Scoring more points off TOs than opp.	12-1
Scoring equal/less points off TOs than opp.	10-4
Scoring more 2nd-chance points than opp.	18-0
Scoring equal/less 2nd-chance points than opp.	4-5
Scoring more fast break points than opp.	4-0
Scoring equal/less fast break points than opp.	18-5
Wearing White uniforms	14-1
Wearing Garnet uniforms	4-0
Wearing Black uniforms	4-3
Wearing Throwback White uniforms	4-1
Playing on live TV/live broadcast	22-5
Playing in November	6-0
Playing in December	6-1
Playing in January	6-2
Playing in February	4-2
Playing in March	-
Playing a day-game	9-1
Playing a night-game	13-4
Playing on a Monday	2-0
Playing on a Tuesday	5-2
Playing on a Wednesday	0-2
Playing on a Thursday	-
Playing on a Friday	4-0
Playing on a Saturday	9-1
Playing on a Sunday	1-0
Scoring margin is 5 points or less	6-3
Margin is between 6-10	7-0
Margin is between 11-20	5-0
Margin is more than 20	4-2
Scoring 59 points or less	0-1
Scoring 60-69 points	5-4
Scoring 70-79 points	14-0
Scoring 80-89 points	2-0
Scoring 90-99 points	1-0
Scoring 100+ points	-

## MISCELLANEOUS

Current streak	W1
Home court streak	L1
Away streak	W1
Neutral court streak	W3
* - dates back to last season	

Scoring Leaders	'23-24	Career
Meechie Johnson	11	18*
B.J. Mack	8	8*
Myles Stute	2	2*
Ta'Lon Cooper	3	3*
Collin Murray-Boyles	4	4
Josh Gray		1*
Zachary Davis		1

Rebounding Leaders	'23-24	Career
Josh Gray	3	21*
B.J. Mack	8	8*
Meechie Johnson	6	7*
Ta'Lon Cooper	4	4*
Benjamin Bosmans-Verdonk	1	2*
Myles Stute	2	2*
Stephen Clark	1	1*
Zachary Davis	2	2
Collin Murray-Boyles	6	6

Assists Leaders	'23-24	Career
Meechie Johnson	10	29*
Jacobi Wright	3	21
Ta'Lon Cooper	18	18*
Benjamin Bosmans-Verdonk		3*
Morris Ugusuk	2	2
Zachary Davis	1	3
Collin Murray-Boyles	2	2
Myles Stute	1	1*
B.J. Mack	1	1*
Josh Gray		1*

Blocks Leaders	'23-24	Career
Josh Gray	7	28*
Stephen Clark	8	8*
B.J. Mack	7	7*
Benjamin Bosmans-Verdonk	2	7*
Zachary Davis	4	7
Morris Ugusuk	3	3
Myles Stute	2	2*
Collin Murray-Boyles	6	6
Ta'Lon Cooper	1	1*
Jacobi Wright	1	2

Steals Leaders	'23-24	Career
Zachary Davis	8	17
Meechie Johnson	11	20*
Jacobi Wright	5	11
Josh Gray	1	5*
Benjamin Bosmans-Verdonk		4*
B.J. Mack	4	4*
Ta'Lon Cooper	5	5*
Myles Stute	4	4*
Collin Murray-Boyles	9	9
Morris Ugusuk	2	2

Double-Figure Scoring	'23-24	Career
B.J. Mack	18	79
Ta'Lon Cooper	13	64
Stephen Clark	1	50
Myles Stute	13	43
Meechie Johnson	17	39
Jacobi Wright	7	18
Josh Gray	1	4
Zachary Davis	3	4
Benjamin Bosmans-Verdonk	1	1
Collin Murray-Boyles	9	9
Morris Ugusuk	2	2

20+ points	'23-24	Career
B.J. Mack	4	24
Stephen Clark		11
Meechie Johnson	7	11
Myles Stute	1	5
Ta'Lon Cooper	1	2
Josh Gray		1
Collin Murray-Boyles	1	1

30+ points	'23-24	Career
Collin Murray-Boyles	1	1

Double-Figure Rebounding	'23-24	Career
Stephen Clark		11
Josh Gray		8
B.J. Mack	1	8

## Miscellaneous

Largest Halftime Lead	
SC	28, Florida A&M, Dec. 30, 2023
Opp	4, vs. Vanderbilt, Feb. 10, 2024
Smallest Halftime Lead	
SC	1, vs. Grand Canyon, Nov. 19, 2023
Opp	1, at Missouri (1/13/24), at Alabama (1/9/24) & vs. Georgia (1/16/24)
Fewest Points In First Half	
SC	28, vs. Vanderbilt, Feb. 10, 2024
Opp	20, Elon, Dec. 22, 2023
Most Points In First Half	
SC	49, Florida A&M, Dec. 30, 2023
Opp	40, Georgia, Feb. 3, 2024
Fewest Points In Second Half	
SC	18, at Alabama, Jan. 9, 2024
Opp	22, Georgia, Feb. 3, 2024
Most Points In Second Half	
SC	47, vs. GW (12/1/23) & vs. Vanderbilt (2/10/24)
Opp	49, #24/20 Clemson, Dec. 6, 2023
Most Points In Overtime	
SC	9, at Missouri, Jan. 13, 2024
Opp	7, at Missouri, Jan. 13, 2024
Largest Margin of Victory	
SC	32, Florida A&M, Dec. 30, 2023
Opp	40, at Auburn, Feb. 14, 2024
Smallest Margin of Victory	
SC	2, vs. Virginia Tech (11/10/23) & at Missouri (1/13/24)
Opp	1, vs. LSU, Feb. 17, 2024

Ta'Lon Cooper	2
Myles Stute	1

5+ assists	'23-24	Career
Ta'Lon Cooper	11	72
Stephen Clark		19
Meechie Johnson	6	15
B.J. Mack		3
Morris Ugusuk	1	1
Jacobi Wright	1	2
Benjamin Bosmans-Verdonk		1
Collin Murray-Boyles	1	1

3+ steals	'23-24	Career
Ta'Lon Cooper	1	10
Stephen Clark		8
Zachary Davis	1	3
Meechie Johnson	1	3
Myles Stute		2
B.J. Mack	1	2
Collin Murray-Boyles	2	2

2+ blocks	'23-24	Career
Stephen Clark	2	58
Ta'Lon Cooper		15
B.J. Mack	4	11
Josh Gray	2	10
Myles Stute		1
Zachary Davis		1
Collin Murray-Boyles	4	4

Double-Doubles	'23-24	Career
Stephen Clark		11
B.J. Mack	1	8
Ta'Lon Cooper		6
Josh Gray		2
Myles Stute		1

Dunks	'23-24	Career
Josh Gray	12	38*
Zachary Davis	6	10
Collin Murray-Boyles	15	15
Benjamin-Bosmans Verdonk	2	4*
Stephen Clark	3	3*
Myles Stute	2	2*
Ta'Lon Cooper	1	1*
Meechie Johnson	1	1*
Morris Ugusuk	1	1

- tied for team lead also included

# 2023-24 GAME-BY-GAME

	Date	Result	FG-A	Pct	3FG-A	Pct	FT-A	Pct	O-D-Total	PF	Pts	A	TO	Blk	Stl	Min	Half
USC Upstate at			21-59	35.6%	4-16	25.0%	7-14	50.0%	6-21-27	16	53	13	11	5	11	200	28
South Carolina	11/6/23	W, 82-53	29-55	52.7%	12-22	54.5%	12-19	62.2%	10-35-45	18	82	16	15	4	7	200	42
& - Virginia Tech vs.			26-52	50.0%	7-22	31.8%	18-22	81.8%	6-17-23	12	77	13	5	1	8	200	31
South Carolina	11/10/23	W, 79-70	31-55	56.4%	10-21	47.6%	7-8	87.5%	8-22-30	16	79	16	10	2	2	200	38
VMI at			25-59	42.4%	4-13	30.8%	10-17	58.8%	11-29-40	22	64	11	16	5	5	200	33
South Carolina	11/13/23	W, 74-64	25-71	35.2%	7-23	30.4%	17-25	68.0%	21-23-44	13	74	14	9	3	10	200	41
^ - DePaul vs.			23-56	41.1%	4-16	25.0%	18-24	75.0%	6-23-29	26	68	11	13	3	5	200	32
South Carolina	11/17/23	W, 73-68	24-51	47.1%	5-21	23.8%	20-34	58.8%	9-29-38	24	73	12	17	3	6	200	41
^ - Grand Canyon vs.			20-51	39.2%	5-16	31.3%	23-27	85.2%	11-19-30	21	68	7	13	1	3	200	29
South Carolina	11/19/23	W, 75-68	27-50	54.0%	7-17	41.2%	14-16	87.5%	4-19-23	24	75	18	10	1	3	200	30
Notre Dame at			17-52	32.7%	6-21	28.6%	13-20	65.0%	12-24-36	20	53	8	12	4	2	200	28
South Carolina	11/13/23	W, 65-53	19-50	38.0%	7-25	28.0%	20-26	76.9%	9-23-32	18	65	11	8	4	5	200	31
GW at			25-60	41.7%	11-22	50.0%	6-8	75.0%	11-25-36	9	67	15	10	4	3	200	32
South Carolina	12/1/23	W, 89-67	33-66	50.0%	18-35	51.4%	5-7	71.4%	9-23-32	9	89	19	3	6	7	200	42
South Carolina at			22-61	36.1%	10-30	33.3%	13-19	68.4%	10-28-38	15	67	13	8	3	5	200	30
#24/20 Clemson	12/6/23	L, 67-72	25-56	44.6%	8-18	44.4%	14-20	70.0%	9-33-42	16	72	13	9	7	5	200	23
South Carolina at			21-48	43.8%	9-26	34.6%	17-24	70.8%	7-28-35	17	68	13	9	4	2	200	35
ECU	12/9/23	W, 68-62	21-53	39.6%	5-17	29.4%	15-23	65.2%	7-25-32	18	62	8	8	2	6	200	28
Charleston Southern at			28-58	48.3%	7-18	38.9%	6-8	75.0%	7-19-26	11	69	11	5	7	4	200	36
South Carolina	12/16/23	W, 73-69	29-63	46.0%	6-25	24.0%	9-11	81.8%	15-24-39	7	73	18	6	0	3	200	39
Winthrop at			16-47	34.0%	7-21	33.3%	23-29	79.3%	12-20-32	14	62	13	14	6	6	200	28
South Carolina	12/19/23	W, 72-62	27-68	39.7%	6-26	23.1%	12-12	100%	18-20-38	20	72	15	10	5	6	200	33
Elon at			16-50	32.0%	2-14	14.3%	9-13	69.2%	7-24-31	13	43	8	15	4	4	200	20
South Carolina	12/22/23	W, 70-43	26-63	41.3%	8-30	26.7%	10-16	62.5%	17-27-44	15	70	14	10	3	7	200	30
Florida A&M at			25-63	39.7%	7-13	53.8%	5-10	50.0%	11-19-30	18	62	12	10	4	6	200	21
South Carolina	12/30/23	W, 94-62	30-62	48.4%	10-29	34.5%	24-28	85.7%	15-29-44	9	94	21	10	5	5	200	49
Miss. State at			25-52	48.1%	3-13	23.1%	9-14	64.3%	8-18-26	23	62	9	13	4	10	200	28
South Carolina	1/6/24	W, 68-62	21-52	40.4%	8-23	34.8%	18-26	69.2%	15-20-36	15	68	12	14	5	3	200	30
South Carolina at			17-55	30.9%	5-25	20.0%	8-9	88.9%	12-19-31	13	47	8	17	2	8	200	29
Alabama	1/9/24	L, 47-74	26-54	48.1%	15-34	44.1%	7-9	77.8%	9-27-36	12	74	15	15	4	10	200	30
South Carolina at			24-59	40.7%	7-24	29.2%	16-18	88.9%	15-28-43	17	71	12	16	0	2	205	32
Missouri	1/13/24	W, 71-69 (OT)	26-62	41.9%	5-22	22.7%	12-18	66.7%	11-21-32	16	69	13	7	3	11	205	33
Georgia at			23-61	37.7%	3-13	23.1%	25-32	78.1%	18-27-45	20	74	8	8	7	5	200	33
South Carolina	1/16/24	L, 69-74	23-58	39.7%	6-26	23.1%	17-32	53.1%	15-21-36	24	69	12	9	8	2	200	34
South Carolina at			28-54	51.9%	9-18	50.0%	12-17	70.6%	8-31-39	16	77	20	10	1	1	200	39
Arkansas	1/20/24	W, 77-64	23-62	37.1%	5-18	27.8%	13-16	81.3%	8-19-27	17	64	9	5	3	4	200	27
#6/6 Kentucky at			25-62	40.3%	4-13	30.8%	8-9	88.9%	12-21-33	17	62	7	9	6	5	200	25
South Carolina	1/23/24	W, 79-62	29-60	48.3%	11-24	45.8%	10-14	71.4%	12-24-36	14	79	20	9	6	5	200	33
Missouri at			24-51	47.1%	2-8	25.0%	14-17	82.4%	5-24-29	18	64	10	12	4	5	200	29
South Carolina	1/27/24	W, 72-64	23-52	44.2%	10-25	40.0%	16-24	66.7%	6-22-28	17	72	16	11	4	8	200	39
South Carolina at			19-56	33.9%	10-29	34.5%	15-18	83.3%	9-31-40	18	63	15	10	0	5	200	30
#5/5 Tennessee	1/30/24	W, 63-59	21-58	36.2%	5-21	23.8%	12-20	60.0%	9-28-37	16	59	11	6	2	5	200	26
South Carolina at			29-56	51.8%	7-20	35.0%	7-11	63.6%	9-25-34	10	72	25	9	0	5	200	38
Georgia	2/4/24	W, 72-62	22-56	39.3%	9-28	32.1%	9-9	100.0%	8-20-28	14	62	10	9	6	5	200	40
Ole Miss at			28-55	50.9%	4-10	40.0%	5-7	71.4%	7-21-28	12	65	13	9	5	4	200	31
#15/20 South Carolina	2/6/24	W, 68-65	28-60	46.7%	9-27	33.3%	3-7	42.9%	10-22-32	10	68	16	10	3	3	200	43
Vanderbilt at			26-54	48.1%	5-15	33.3%	3-10	30.0%	11-15-26	12	60	8	6	1	4	200	32
#15/20 South Carolina	2/10/24	W, 75-60	30-58	51.7%	9-29	31.0%	6-8	75.0%	12-19-31	14	75	21	7	3	2	200	28
#11/11 South Carolina at			18-52	34.6%	3-15	20.0%	22-28	78.6%	11-18-29	19	61	5	13	4	6	200	28
#13/12 Auburn	2/14/24	L, 61-101	36-59	61.0%	12-20	60.0%	17-19	89.5%	5-24-29	18	101	22	7	6	10	200	50
LSU at			25-58	43.1%	5-13	38.5%	9-14	64.3%	12-26-38	10	64	6	10	6	6	200	25
#11/11 South Carolina	2/17/24	L, 63-64	26-62	41.9%	6-20	30.0%	5-6	83.3%	9-24-33	12	63	15	9	2	7	200	32
#20/20 South Carolina at			26-59	44.1%	8-17	47.1%	12-18	66.7%	15-29-44	21	72	17	11	1	5	200	36
Ole Miss	2/24/24	W, 72-59	18-54	33.3%	3-16	18.8%	20-32	62.5%	12-22-34	16	59	10	9	11	6	200	22

**BOLD** - home game / & - Hall of Fame Series (Charlotte, N.C.) / ^ - Arizona Tip-Off (Glendale, Ariz.) / \* - indicates SEC contest





# 2023-24 SOUTH CAROLINA BASKETBALL

OVERALL: 22-5 // SEC: 10-4 // HOME: 13-2 // AWAY: 6-3 // NEUTRAL: 3-0

DATE	OPP.	W/L	SCORE	RECORD (SEC)	POINTS	REBOUNDS	ASSISTS	BLOCKS	STEALS	ATTENDANCE
11/6/23	USC Upstate	W	82-53	1-0	Johnson/Cooper (15)	Davis (8)	Three tied (3)	Four tied (1)	Davis (3)	11,216
11/10/23	Virginia Tech - &	W	79-77	2-0	Stute (21)	Mack (6)	Cooper (7)	Davis/Ugusuk (1)	Wright/Davis (1)	6,783
11/13/23	VMI	W	74-64	3-0	Mack (17)	Mack (13)	Cooper (7)	Three tied (1)	Mack (3)	10,449
11/17/23	DePaul - ^	W	73-68	4-0	Johnson (24)	Cooper/Gray (7)	Cooper (5)	Three tied (1)	Johnson/Gray (5)	3,214
11/19/23	Grand Canyon - ^	W	75-68	5-0	Mack (27)	Johnson (6)	Cooper (5)	Clark (1)	Three tied (1)	2,589
11/28/23	Notre Dame	W	65-53	6-0	Johnson (29)	Cooper/Johnson (5)	Cooper (4)	Four tied (1)	Five tied (1)	15,215
12/1/23	George Wash.	W	89-63	7-0	Johnson (24)	Johnson (8)	Cooper (8)	Clark/Mack (2)	Davis (2)	10,936
12/6/23	at #24/20 Clemson	L	67-72	7-1	Johnson (26)	Mack (7)	Johnson (4)	Three tied (1)	Johnson (3)	9,000
12/9/23	at East Carolina	W	68-62	8-1	Johnson/Stute (15)	Mack (8)	Cooper/Wright (3)	Clark (3)	Davis/Johnson (1)	5,568
12/16/23	Charleston So.	W	73-69	9-1	Mack (16)	Johnson (6)	Ugusuk (5)	None	Three tied (1)	10,006
12/19/23	Winthrop	W	72-62	10-1	Johnson (20)	Mack (7)	Johnson (5)	Mack (2)	Davis/Wright (2)	9,455
12/22/23	Elon	W	70-43	11-1	Cooper (17)	Stute (8)	Three tied (3)	Three tied (1)	Wright (2)	10,203
12/30/23	Florida A&M	W	94-62	12-1	C. Murray-Boyles (17)	Clark (9)	Johnson (6)	Mack (2)	Murray-Boyles (2)	11,070
1/6/24	Miss. State	W	68-62	13-1 (1-0)	Johnson (24)	Three tied (6)	Cooper (7)	Mack (2)	Three tied (1)	11,382
1/9/24	at Alabama	L	47-74	13-2 (1-1)	Johnson (16)	Mack (6)	Johnson/Stute (2)	Gray/Ugusuk (1)	Cooper (3)	10,208
1/13/24	at Missouri	W	71-69 (OT)	14-2 (2-1)	Mack (21)	Cooper (8)	Three tied (3)	None	Johnson/Stute (1)	11,135
1/16/24	Georgia	L	69-74	14-3 (2-2)	Johnson (19)	CMB/Cooper (6)	Davis/Cooper (3)	Murray-Boyles (4)	Johnson/Cooper (1)	12,404
1/20/24	at Arkansas	W	77-64	15-3 (3-2)	Mack (18)	Mack (9)	Wright/Cooper (5)	Murray-Boyles (1)	Gray (1)	19,200
1/23/24	#6/6 Kentucky	W	79-62	16-3 (4-2)	Cooper (20)	Murray-Boyles (9)	CMB/Cooper (5)	Murray-Boyles (3)	CMB/Davis (2)	18,000
1/27/24	Missouri	W	72-64	17-3 (5-2)	Mack (21)	CMB (8)	Cooper (4)	Murray-Boyles (2)	CMB (4)	13,553
1/30/24	at #5/5 Tennessee	W	63-59	18-3 (6-2)	Cooper (18)	Gray (7)	Johnson (6)	None	Johnson/Stute (2)	20,667
2/4/24	at Georgia	W	72-62	19-3 (7-2)	Murray-Boyles (16)	Gray (8)	Cooper (8)	None	Murray-Boyles (2)	10,523
2/6/24	Ole Miss	W	68-65	20-3 (8-2)	Murray-Boyles (16)	CMB (9)	Johnson (8)	Murray-Boyles (2)	Three tied (1)	18,000
2/10/24	Vanderbilt	W	75-60	21-3 (9-2)	Murray-Boyles (31)	CMB (7)	Cooper (7)	Gray (2)	Johnson/CMB (1)	14,310
2/4/24	at #13/12 Auburn	L	61-101	21-4 (9-3)	Johnson (22)	CMB/Johnson (7)	Johnson (2)	Gray (2)	CMB/Ugusuk (2)	9,121
2/17/24	LSU	L	63-64	21-5 (9-4)	Mack (18)	Mack (9)	Johnson (4)	Gray/Davis (1)	CMB (3)	16,570
2/24/24	at Ole Miss	W	72-59	22-5 (10-4)	Mack (17)	Davis (9)	Cooper (6)	Gray (1)	Johnson (2)	8,486

& - Hall of Fame Series (Charlotte, N.C.) / ^ - Arizona Tip-Off (Glendale, Ariz.) / \* - indicates SEC contest / home games in **bold**

**82**  
 Columbia, S.C.  
 Colonial Life Arena  
 Nov. 6, 2023  
*Transfers make immediate impact as team knocks down 12 3s*

**53**  
 Columbia, S.C.  
 Colonial Life Arena  
 Nov. 6, 2023  
*Transfers make immediate impact as team knocks down 12 3s*

**79**  
 Charlotte, N.C.  
 Spectrum Center  
 Nov. 10, 2023  
*100th career victory for head coach Lamont Paris*

**77**  
 Charlotte, N.C.  
 Spectrum Center  
 Nov. 10, 2023  
*100th career victory for head coach Lamont Paris*

**74**  
 Columbia, S.C.  
 Colonial Life Arena  
 Nov. 13, 2023  
*Mack leads way with 17 & 13 for 8th career double-double*

**64**  
 Columbia, S.C.  
 Colonial Life Arena  
 Nov. 13, 2023  
*Mack leads way with 17 & 13 for 8th career double-double*

**COLUMBIA, S.C. – (AP)** Meechie Johnson and Talon Cooper each scored 15 points and South Carolina beat South Carolina Upstate 82-53 in a season opener on Monday night.

B.J. Mack added 13 points and Myles Stute had 10 for South Carolina.

Justin Bailey scored 13 points and Trae Broadnax added 10 for SC Upstate.

Bailey's 3-pointer almost 3 1/2 minutes in gave SC Upstate its only lead of the game at 5-3. South Carolina led 42-28 at halftime and outscored the Spartans 40-25 after intermission.

South Carolina leads the overall series 8-1, including 4-1 in Columbia. The 29-point win nearly doubles the previous average of 15.4 points per game for margin of victory the Gamecocks have over SC Upstate.

South Carolina's four transfers (Cooper, Mack, Stute and Stephen Clark) entered having played a combined 430 games at the Division I level with 299 starts among them. The entire team's 480 combined Division I starts ranks third in the Southeastern Conference behind only Mississippi State (514) and Texas A&M (502) entering this season.

**CHARLOTTE, N.C. – (AP)** B.J. Mack made the go-ahead basket with 20 seconds left and South Carolina prevented Virginia Tech from getting off a shot on its next possession and the Gamecocks beat the Hokies 79-77 on Friday night.

In the first game played between the programs since 1997, Myles Stute scored 21 points shooting 7 for 11 including 5 for 6 from 3-point range, Mack scored 19 and secured six rebounds, Talon Cooper and reserve Jacobi Wright each scored 12 and Meechie Johnson scored 11 for the Gamecocks (2-0).

On his game winner, Mack methodically backed down Mylyjael Poteat on the left side, drove to the baseline and converted the reverse layup. Following a Hokies (1-1) timeout, South Carolina disrupted a dribble-handoff attempt a few feet beyond the 3-point line to force a turnover to all but end it.

Mack missed the front end of a 1-and-1 with two seconds left, and an errant heave attempt by the Hokies sealed it.

Sean Pedulla scored 26 points, Hunter Catoor 13 and Lynn Kidd 12 for Virginia Tech.

**COLUMBIA, S.C. – (AP)** B.J. Mack scored 17 points and grabbed 13 rebounds to lead South Carolina to a 74-64 victory over VMI on Monday night.

Mack, a 6-foot-8 forward transfer from Wofford, shot 5 of 11 from the floor and made 6 of 7 free throws. Meechie Johnson added 13 points and Myles Stute had 10 for South Carolina, which is 3-0 for the first time since the 2019-2020 season.


Mack scored five points and Stute added four during a 16-7 run to open the second half that stretched the Gamecocks' lead to 57-40 with 13:48 to play. It was their largest lead of the game. Jacobi Wright, who finished with nine points, ended the surge with a 3-pointer.

VMI had a 10-2 run to pull to 70-62 with 1:34 left but couldn't get closer.

Freshman reserve Tyran Cook scored 16 points on 6-of-11 shooting to lead VMI (1-2). DJ Nussbaum made 6 of 9 field goals for 14 points. Koree Cotton added 10 points for the Keydets.

South Carolina led for most of the first half and by as many 14 points, building a 41-33 advantage at the break. Mack scored eight points and Johnson chipped in seven in the first half.


## GAME 1

	Official Basketball Box Score - Final													Game Time: 1:00 PM			
	USC Upstate at South Carolina													11/06/23 Colonial Life Arena, Columbia		Game Duration: 1:55	
	2023-24 South Carolina Men's Basketball															Attendance: 11,739	
																Officials: Todd Austin, Bryan Jarrell, Hunter Allen	
USC Upstate - 53																	
Record: 0-1																	
NO. Name	Min	FG	3P	FT	Rebounds	Fouls	TP	AS	TO	ST	Blocks	BB	BA	Shooting by Period			
33 Abnarr Langlais	22:54	12	0-0	0-1	3	4	7	2	2	2	0	3	0	-12	1st FG%: 10-27 37.0%		
1 Nick Aves	27:53	4-9	0-1	0-0	0	2	2	3	1	8	1	1	2	1	2nd FG%: 2-7 28.6%		
2 Justin Bailey	26:25	4-11	2-4	3-4	0	0	2	7	13	0	1	3	0	-11	3rd FG%: 6-9 66.7%		
3 Jordan Barnett	21:47	5-15	1-1	0-0	0	3	3	0	7	1	0	0	0	-16	4th FG%: 11-22 50.0%		
12 Trae Broadnax	23:58	3-13	0-4	4-7	0	4	4	1	10	3	2	1	1	-15	5th FG%: 29 22.2%		
11 Patrick Kiel	13:54	2-2	0-0	0-2	0	2	2	1	2	4	1	1	1	0	0	GM FG%: 21-49 35.6%	
14 Floyd Rideau Jr.	19:41	0-4	0-2	0-0	1	3	4	1	0	2	1	0	0	-12	6th FG%: 3-4-5 25.0%		
15 Jorge Ochoa	10:11	0-2	0-1	0-0	0	0	1	0	0	0	0	0	0	-7	7th FG%: 7-14 50.0%		
34 Miguel Ayres	13:05	2-5	1-4	0-0	0	0	0	0	5	0	1	1	0	-17	8th FG%: 2-19 10.5%		
3 Eduardo Paez	13:57	1-4	0-2	0-0	0	0	0	0	2	0	0	1	0	-11	Dead Ball Rebounds: 4		
21 CJ Rich	02:05	0-1	0-1	0-0	0	0	0	0	0	0	0	0	0	-3			
22 Thomas Shields	02:05	1-1	0-0	0-0	0	0	0	0	0	2	0	1	0	-3			
23 Dave Dickinson III	02:05	0-0	0-0	0-0	0	0	0	0	0	0	0	0	0	-3			
Totals	21:59	4-16	7-14	6	21	27	16	10	53	13	11	11	5	-4	20		
Technical Fouls: NONE																	
South Carolina - 82																	
Record: 1-0																	
NO. Name	Min	FG	3P	FT	Rebounds	Fouls	TP	AS	TO	ST	Blocks	BB	BA	Shooting by Period			
2 B.J. Mack	25:02	4-9	3-6	2-2	1	2	3	1	12	1	0	1	1	12	1st FG%: 13-24 54.2%		
4 Stephen Clark	14:53	2-4	0-0	0-0	0	2	2	1	4	2	0	0	1	0	3	2nd FG%: 10-13 76.9%	
10 Myles Stute	19:33	4-7	2-3	0-0	2	4	6	2	10	1	1	2	0	2	4	3rd FG%: 16-31 51.6%	
5 Meechie Johnson	25:03	4-6	2-2	5-5	5	5	3	5	13	2	1	0	0	14	4th FG%: 16-31 51.6%		
3 Talon Cooper	22:52	5-7	3-5	2-3	2	7	1	3	5	3	1	0	1	0	23	5th FG%: 26 33.3%	
1 Jacobi Wright	20:49	4-7	1-1	0-0	1	2	3	1	8	2	1	0	0	18	6th FG%: 29-55 52.7%		
12 Zachary Davis	21:37	2-5	0-1	0-0	2	6	8	0	4	0	0	3	0	0	15	7th FG%: 12-22 54.5%	
33 Josh Gray	10:54	1-2	0-0	0-0	1	3	6	6	2	2	3	0	0	1	9	8th FG%: 13-19 68.4%	
15 Morris Ugusku	20:14	2-5	1-3	0-1	0	1	1	1	5	3	1	0	0	15	Dead Ball Rebounds: 1		
9 Clinton Dabbs	02:49	0-1	0-0	0-0	0	0	0	0	1	0	0	0	0	0	0		
31 Benjamin Bosmans-Vandork	10:40	1-2	0-0	0-0	1	1	2	1	0	2	0	1	0	12			
14 Eli Sparkman	08:29	0-1	0-1	2-2	0	1	1	0	1	0	1	0	0	0	8		
20 Danny Gospi	02:05	0-0	0-0	0-0	0	0	0	0	1	0	0	0	0	2			
Totals	20:55	12-22	12-19	10	35	45	16	16	53	16	15	7	4	5	20		


## GAME 2

Official Basketball Box Score - Final														
Virginia Tech at South Carolina														
11/10/23 Spectrum Center, Charlotte, N.C.														
2023-24 North Carolina Men's Basketball														
Game Time: 7:00 PM														
Game Duration: 2:05														
Attendance: 17,763														
Officials: Tony Dawkins, Ted Valentine, KB Burdett														
Virginia Tech - 77														
Record: 1-1														
NO. Name	Min	FG	3P	FT	Rebounds	Fouls	TP	AS	TO	ST	Blocks	BB	BA	+
31 Robbie Bean	17:11	3-5	1-3	0-0	1	0	1	0	0	0	0	1	0	0
15 Lynn Kidd	26:28	5-7	0-0	2-2	1	5	6	2	12	2	2	2	0	0
0 Hunter Catoor	40:00	4-12	3-10	2-2	0	4	4	3	4	0	0	0	0	-2
2 MJ Collins	17:51	1-3	0-0	0-0	0	0	1	0	2	0	0	0	1	2
3 Sean Podus	23:20	7-13	3-6	9-11	1	8	9	1	25	5	2	1	0	1
23 Tyler Nickel	22:09	0-3	0-2	0-0	0	0	0	0	1	2	1	0	0	-4
34 Mylyjael Poteat	13:30	3-3	0-0	3-4	1	0	1	2	3	9	0	1	0	0
4 Marki Long	22:51	2-5	0-0	0-1	1	0	1	3	1	6	2	0	0	-5
10 Brandon Rechsteiner	01:21	0-1	0-1	0-0	0	0	0	0	0	0	0	0	0	0
Totals	25:52	7-22	18-22	6	17	23	12	16	77	13	5	8	1	2
Technical Fouls: NONE														
South Carolina - 79														
Record: 2-0														
NO. Name	Min	FG	3P	FT	Rebounds	Fouls	TP	AS	TO	ST	Blocks	BB	BA	+
2 B.J. Mack	25:46	9-16	1-4	0-1	5	1	6	3	19	1	1	0	0	0
4 Stephen Clark	12:10	1-3	0-0	0-0	1	1	2	1	2	1	0	0	0	-5
10 Myles Stute	14:36	7-11	5-6	2-2	3	5	3	2	21	1	0	0	0	5
5 Meechie Johnson	28:40	4-8	1-4	2-2	0	4	4	1	11	5	4	0	0	0
5 Talon Cooper	31:16	5-8	2-4	0-0	0	2	2	2	1	12	7	0	0	0
1 Jacobi Wright	22:13	4-7	1-2	3-3	0	1	1	2	12	2	1	0	0	8
12 Zachary Davis	17:31	0-1	0-1	0-0	0	0	0	1	1	0	0	1	1	4





73



68

GAME 4

Glendale, Ariz.

Desert Diamond Arena

Nov. 17, 2023

Transfers make immediate impact as team knocks down 12 3s

GLENDAL, Ariz. (AP) — Meechie Johnson scored 24 points Friday night and South Carolina never trailed in its 73-68 win over DePaul at the Arizona Tip-Off.

South Carolina (4-0) is off to its best start since the 2016-17 team, which lost 77-73 to Gonzaga in the Final Four, won its first eight games.


Johnson scored 12 points in a 20-6 run that gave the Gamecocks a 24-10 lead when he capped the spurt with a jumper and then a three-point play midway through the first half. South Carolina took a nine-point lead into intermission and stretched its lead to 58-44 when Benjamin Bosmans-Verdonk made a layup with 12:18 to play.

Elijah Fisher and K.T. Raimey each hit a 3-pointer as the Blue Demons scored 11 of 14 points to trim their deficit to six with 5 minutes to go and DaSean Nelson hit 1 of 2 free throws to make it 67-62 with 2:35 remaining. Johnson answered with two free throws 13 seconds and the Gamecocks, who shot just 59% (20 of 34) from the charity stripe, made 4 of 6 from the foul line from there to seal it.


Chico Carter Jr. — a native of Columbia and a graduate transfer from South Carolina — scored 24 points on 8-of-13 shooting for DePaul (1-3).

Zachary Davis added 10 points for the Gamecocks.

GAME 4



75



68

GAME 5

Glendale, Ariz.

Desert Diamond Arena

Nov. 19, 2023

Mack scores 21 of 27 in second half to lead Gamecocks to title

GLENDAL, Ariz. (AP) — B.J. Mack hit four 3-pointers and scored 27 points — 21 in the second half — to help South Carolina beat Grand Canyon 75-68 Sunday to win the Cactus Division at the Arizona Tip-Off.


Mack made 7 of 12 from the field and 9 of 9 from the free-throw line. Myles Stute scored 12 points and Jacobi Wright added 10 — including two baskets in the final 2-plus minutes — on 4-of-5 shooting for South Carolina (5-0).

Gabe McGlothlin made two free throws to open the scoring in the second half and give Grand Canyon a 31-30 lead but Mack answered with a 3-pointer that gave South Carolina the lead for good with 19:29 to play and the Lopes trailed the rest of the way.


Mack made a layup and then hit two free throws to stretch the lead to 54-43 midway through the second half but Collin Moore hit a 3-pointer to spark a 14-5 that trimmed Grand Canyon's deficit to two points with 5:32 remaining. Mack hit a 3-pointer and made three free throws after he was fouled on another 3-point shot to make it 67-58 with 4 minutes to go.

McGlothlin led Grand Canyon (3-1) with 18 points, Tyon Grant-Foster scored 16, Moore 15 and Ray Harrison added 12.

GAME 5



65



53

GAME 6

Columbia, S.C.

Colonial Life Arena

Nov. 28, 2023

Johnson scores career-high 29 points on 9-of-15 shooting

COLUMBIA, S.C. (AP) — Meechie Johnson scored a career-high 29 points and B.J. Mack scored 17 points and South Carolina used the second half to distance itself from Notre Dame and beat the Irish 65-53 on Tuesday night in an ACC/SEC Challenge contest.

South Carolina (6-0) is off to its best start since former coach Frank Martin took the program to the Final Four in 2017.

Johnson finished 9-for-15 shooting, Mack was 6 for 15 and the rest of the Gamecocks went 4 for 20. South Carolina made 38% (19 of 50) of its shot attempts.

Trae Davis scored 15 points, J.R. Konieczny 11 and Julian Roper II 10 for Notre Dame (3-3).



South Carolina capitalized on Notre Dame's 1-for-13 shooting stretch in the second half, and when Johnson made a pull-up bank shot in the lane, the Gamecocks reached their biggest lead to that point, 48-41, with 8:23 left. Less than a minute later, Johnson made a 3-pointer and the Gamecocks led by double figures for most of the remainder.

Braeden Shrewsbury gave Notre Dame its last lead at 40-38 with 14:14 left. South Carolina led 31-28 at halftime.

GAME 6

Official Basketball Box Score - Final															Game Time: 1:37 PM Game Duration: 2:15 Attendance: 2,374			
South Carolina at DePaul																		
11/17/23 Desert Diamond Arena, Glendale																		
2023-24 Men's Basketball																		
Officials: Thomas Nunez, Frank Harvey II, Robert Langley																		
South Carolina - 73																		
Record: 6-0																		
NO. Name	Min	FG	3P	FT	Rebounds	Fouls	TP	AS	TO	ST	Blocks	SB	BA	+	Shooting By Period			
2 B.J. Mack	15:59	2-5	0-3	0-0	0	1	1	4	1	4	0	0	0	0	1st FG	10-26	37.7%	
4 Stephen Clark	11:16	1-1	0-0	0-0	0	2	2	2	3	2	0	0	0	0	3PT	3-5	53.3%	
10 Myles Stute	29:36	3-7	1-3	0-0	0	5	1	1	7	1	2	0	0	0	2nd FG	9-25	36.0%	
5 Meechie Johnson	38:47	9-16	1-7	7-11	2	3	5	5	24	1	1	2	0	0	3PT	2-12	16.7%	
55 Talon Cooper	31:27	2-6	1-2	4-6	3	4	7	1	4	3	5	2	0	0	FT	12-19	63.2%	
11 Jacobi Wright	24:27	2-5	0-2	2-2	0	3	3	2	3	6	2	0	0	0	GM FG	25-41	61.0%	
31 Benjamin Bosmans-Verdonk	08:19	1-1	0-0	1-2	1	1	2	5	1	3	0	0	0	0	3PT	5-11	45.5%	
12 Zachary Davis	18:46	3-6	2-3	2-4	1	2	3	1	2	10	0	0	0	2	FT	3-4	75.0%	
15 Morris Ugusak	16:11	0-1	0-1	0-0	0	0	0	0	0	0	0	1	0	0	Dead Ball Rebounds: 9-0			
33 Josh Gray	15:11	2-3	0-0	4-9	1	6	7	3	6	0	0	1	1	3				
Team		1	2	3	0	0	0	0	0	0	0	0	0	0				
Totals	24:51	5-21	2-9	34-34	9	29	38	24	25	73	12	17	6	3	5			
Technical Fouls: NONE																		
DePaul - 68																		
Record: 1-3																		
NO. Name	Min	FG	3P	FT	Rebounds	Fouls	TP	AS	TO	ST	Blocks	SB	BA	+	Shooting By Period			
21 DaSean Nelson	14:22	3-10	0-2	2-5	1	2	3	4	8	2	0	0	0	0	1st FG	10-26	38.5%	
25 Jeremiah Oden	33:15	3-10	0-2	1-2	0	3	3	2	7	0	0	1	1	0	2nd FG	10-14	71.4%	
2 Chico Carter, Jr.	36:42	8-13	1-3	7-9	2	4	6	1	24	2	1	0	0	0	3PT	10-14	71.4%	
22 Elijah Fisher	35:42	1-3	1-1	2-2	1	1	2	3	2	2	1	0	0	0	FT	10-14	71.4%	
23 Caleb Murphy	02:50	0-4	0-0	2-2	0	3	5	1	8	2	0	0	0	0	GM FG	25-41	61.0%	
5 Churchill Abass	18:19	2-4	0-0	0-0	0	4	4	1	4	1	2	1	2	1	FT	8-10	80%	
10 Jordan Henley	15:53	1-5	0-1	2-2	0	0	0	3	3	4	2	0	0	0	3PT	4-16	25.0%	
4 K.T. Raimey	17:16	2-6	2-6	2-2	0	4	4	2	18	0	4	1	0	0	FT	20-24	83.3%	
11 Keyonrice Young	07:31	0-1	0-1	0-0	0	0	0	1	2	0	0	1	0	0	Dead Ball Rebounds: 4-0			
Team		2	2	4	0	1	0	0	0	0	0	0	0	0				
Totals	23:56	4-16	1-3	24-24	6	23	29	26	24	68	11	13	5	3	5			
Technical Fouls: Murphy 1; Young 5																		

Official Basketball Box Score - Final															Game Time: 1:30 PM		
South Carolina at Grand Canyon															Game Duration: 2:10		
11/19/23 Desert Diamond Arena, Glendale															Attendance: 2,589		
2023-24 Men's Basketball															Officials: Kevin Birk, Robert Langley, Glen Mayberry		
South Carolina - 75																	
Record: 5-0																	
NO. Name	Min	FG	3P	FT	Rebounds	Fouls	TP	AS	TO	ST	Blocks	SB	BA	+			
2 B.J. Mack	25:23	7-12	4-7	9-9	1	2	3	4	6	27	2	1	0	0			
4 Stephen Clark	20:36	3-3	0-0	0-0	0	1	1	4	0	6	2	1	0	0			
10 Myles Stute	59:14	1-2	0-0	2-2	4	2	2	4	12	1	0	1	0	1			
5 Meechie Johnson	31:28	4-10	1-3	0-0	0	6	0	2	9	2	0	0	0	0			
55 Talon Cooper	34:33	1-3	0-1	0-0	0	0	0	3	2	5	1	0	0	0			
11 Jacobi Wright	25:49	4-5	0-0	2-2	0	1	1	1	2	10	3	1	0	0			
31 Benjamin Bosmans-Verdonk	11:06	0-1	0-0	0-0	0	3	3	0	0	0	2	0	0	0			
12 Zachary Davis	12:10	2-4	1-2	0-0	0	0	0	3	1	5	1	0	0	0			
33 Josh Gray	06:30	1-3	0-0	2-3	2	1	3	3	4	4	0	0	0	0			
15 Morris Ugusak	05:54	0-0	0-0	0-0	0	1	0	1	0	0	0	0	0	0			
Team		1	2	3	0	0	0	0	0	0	2	0	0	0			
Totals	27:50	7-17	14-16	4	19	23	24	21	73	18	10	3	1	1			
Technical Fouls: NONE															Shooting By Period		
															1st FG	9-27	33.3%
															2nd FG	10-14	71.4%
															3rd FG	13-30	43.3%
															4th FG	8-10	80%
															FT	2-2	100%
															GM FG	75-150	50.0%
															FT%	17-17	100%
															Desert Ball Rebounds: 0-1		

	<b>68</b>	<b>GAME 9</b>
	<b>62</b>	<p>Greenville, N.C. Williams Arena Dec. 9, 2023</p> <p><i>Johnson scores 13 of 15 in second half of first road win</i></p>

The Gamecocks hadn't visited Minges Coliseum since Jan. 13, 1988, when South Carolina defeated ECU 78-51. The Pirates now are 2/3 in home games against South Carolina.


## GAME 9

Official Baseball Rule Score - Final														Game Time: 1:20	
South Carolina at East Carolina														Game Date: 12/06	
12/05/2014 Williams Hall at Morges, Greenville, NC														Attendance: 0	
2015 NCAA Division II														Officials: Derrick Shannon, Lucas Stiles, Michael	
South Carolina - 68															
Record: 6-1															
NO. Name	Min	FG	3P	FT	Rebounds	Fouls	TP	AS	TO	ST	BKs	Blocks	PF	Shooting FG Percent	
2 J.B. Clark	27	4:11	1-4	4-7	1	7	8	4	4	3	2	0	1	2	5
4 Stephen Mack	14	12:12	0-3	1-2	0	1	1	1	4	2	0	0	0	0	7
10 Myles Stiles	22	17:15	5-9	3-5	2	3	1	1	1	4	2	0	0	0	9
5 Teehon Johnson	6	23:28	5-14	1-4	4-11	1	1	2	4	15	2	1	0	0	9
55 Coach Cooper	4	24:24	2-4	2-4	3-7	7	7	0	3	9	3	2	0	0	8
12 Zachary Davis	21	21:52	1-2	2-2	0-5	2-5	2	1	0	1	1	0	0	0	5
10 Jaron Gray	16	19:27	1-4	0-0	1-1	1	1	1	1	1	0	0	0	0	9
2 Cade Wright	10	04:24	0-4	0-0	1	2	3	0	0	0	0	1	0	0	7
15 Miles Ugouak	12	1:12	0-0	0-0	0	0	0	1	0	0	0	0	0	0	3
30 Collin Murphy-Soyles	09	03:03	1-2	0-0	1-2	1	1	2	2	1	3	0	0	0	0
<b>Total</b>	<b>21:48</b>	<b>9:20</b>	<b>17:24</b>	<b>7</b>	<b>28</b>	<b>37</b>	<b>18</b>	<b>63</b>	<b>15</b>	<b>9</b>	<b>2</b>	<b>4</b>	<b>2</b>	<b>8</b>	
Technical Fouls: NONE															
East Carolina - 62															
Record: 6-4															
NO. Name	Min	FG	3P	FT	Rebounds	Fouls	TP	AS	TO	ST	BKs	Blocks	PF	Shooting FG Percent	
10 Jaron Gray	16	19:27	1-4	0-0	1-1	1	1	1	1	1	0	0	0	0	9
12 Zachary Davis	21	21:52	1-2	2-2	0-5	2-5	2	1	0	1	1	0	0	0	5
2 Cade Wright	10	04:24	0-4	0-0	1	2	3	0	0	0	0	1	0	0	7
15 Miles Ugouak	12	1:12	0-0	0-0	0	0	0	1	0	0	0	0	0	0	3
30 Collin Murphy-Soyles	09	03:03	1-2	0-0	1-2	1	1	2	2	1	3	0	0	0	0
<b>Total</b>	<b>21:48</b>	<b>9:20</b>	<b>17:24</b>	<b>7</b>	<b>28</b>	<b>37</b>	<b>18</b>	<b>63</b>	<b>15</b>	<b>9</b>	<b>2</b>	<b>4</b>	<b>2</b>	<b>8</b>	


2	Erna Asor	F402	38	00	8 11	13	4	2	6	14	0	5	0	1	2	1	3%	SP12	30.5	40.5				
3	Brandon Johnson	F403	39	26	24	2	1	8	4	3	4	1	0	2	0	1	5%	SP1	5.6	62.5				
0	Bobby Petter	G348	614	613	04	4	1	5	7	2	14	2	1	0	1	1	5%	SP10	11.25	44.0				
3	RU Feller	G404	613	614	34	2	4	2	5	3	3	15	0	1	0	1	3%	SP15	25.5	40.5				
0	Queens Discount	F204	14	93	12	0	1	1	1	2	2	3	1	0	1	0	4%	SP1	19.15	66.7				
1	Kali Lauck	0928	12	1	1	0	0	0	0	0	0	0	1	1	0	1	3%	SP16	21.53	38.6				
1	Jaden Walker	2732	1	0	0	1	2	0	3	4	1	3	3	0	1	0	8%	SP7	5.17	24.4				
58	Michael Richards	0403	00	0	0	0	0	0	0	0	0	0	0	0	0	0	0%	SP11	15.2	65.2				
11	Valentino Pardo	0135	00	0	0	0	0	0	0	0	0	0	0	0	0	0	0%	SP12	16.53	32.6				
Team											1	2	3	0	1	0	Don't Sell Products							
Totals											21	53	51	17	15	23	6	2	4	6	Technical Focus - NONE			

USC		ECU		Points from		USC/ECU		Period by Period	
Biggest lead	11 (19.54)	9 (26.12)	14	Turnovers	13	16	1	2nd	TOT
Best Scoring Run	9 (19.54)	32 (92.55)	15	Paint	22	26	5	33	68
Lead Changes	9	5	4	Second Chance <td>5</td> <td>4</td> <td>1</td> <td>33</td> <td>68</td>	5	4	1	33	68
Times Tied	9	5	4	Fast Breaks <td>5</td> <td>4</td> <td>1</td> <td>33</td> <td>68</td>	5	4	1	33	68
Time with Lead	26:53	05:17	16	15	6	1	28	34	62





73



69


**GAME 10**

Columbia, S.C.


Colonial Life Arena

Dec. 16, 2023

Mack and Johnson score in double figures again



72



62


**GAME 11**

Columbia, S.C.


Colonial Life Arena

Dec. 19, 2023

Johnson Scores 20 Again and Goes Perfect 8-for-8 at line



70



43

**GAME 12**

Columbia, S.C.

Colonial Life Arena

Dec. 22, 2023

Cooper leads Gamecocks with 17 points in blowout

**COLUMBIA, S.C. (AP)** – B.J. Mack scored 16 points, Meechie Johnson added 15 and South Carolina pulled away late to beat Charleston Southern 73-69 on Saturday night.

Collin Murray-Boyles' dunk with 9:34 left gave South Carolina the lead for good at 55-53. Johnson scored seven points during a 9-2 surge that stretched the Gamecocks' lead to 70-62 with 1:39 to play. It was their largest lead of the game.

Mack and Johnson were a combined 11-of-30 from the field and each made a pair of 3-pointers. Ta'Lon Cooper added nine points, five rebounds and three assists for South Carolina (9-1), which shot 65% (17 of 26) in the first half but just 32% (12 of 37) in the second.

Taje' Kelly scored 22 points on 11-of-17 shooting and grabbed seven rebounds to lead Charleston Southern (3-7). Al'ahn Sumler added 15 points and DJ Patrick and RJ Johnson each had 13.

Mack scored 10 points and Johnson had six in the first half to help South Carolina take a 39-36 lead into the break. Kelly scored 16 first-half points on 8-of-11 shooting for the Buccaneers.

South Carolina hosts Winthrop on Tuesday. Charleston Southern plays at Loyola Chicago on Tuesday.

**COLUMBIA, S.C. (AP)** – Meechie Johnson scored 20 points to lead South Carolina to a 72-62 victory over Winthrop on Tuesday night.

South Carolina has won three straight since its 72-67 loss to then-No. 24 Clemson. The Gamecocks improved to 6-0 at home and are 10-1 for the first time since the 2015-16 season.

Ta'Lon Cooper added 13 points and Myles Stute had 10 for the Gamecocks, who shot 40% (27 of 68) from the floor and made all 12 of their free throws. Stute made two of their six 3-pointers.

Kelton Talford made 10 of 11 free throws and scored 20 points to lead Winthrop (8-5). K.J. Doucet made three 3-pointers and finished with 16 points. Alex Timmerman chipped in 13 points.

Doucet and Sin'Cere McMahon each made a 3-pointer in a 13-5 surge that pulled Winthrop to 55-53 with 7:20 to play. The Gamecocks scored the next six points and the Eagles didn't get closer.

Johnson scored 10 points on 4-of-11 shooting to help South Carolina build a 33-28 halftime lead. Talford scored 10 first-half points and Doucet had eight for the Eagles.

**COLUMBIA, S.C. (AP)** – Ta'Lon Cooper scored 17 points to lead South Carolina to a 70-43 victory over Elon on Friday night.

South Carolina has won four in a row and is off to an 11-1 start for the fourth time in program history. The Gamecocks have won eight straight at home, their longest streak since a 13-game run during the 2015-16 season. Cooper made 7 of 11 shots with three 3-pointers for the Gamecocks. He added six rebounds and three assists.

Myles Stute finished with 14 points and eight rebounds. Jacobi Wright scored 10 with three assists. Freshman Collin Murray-Boyles scored a season-best 10 points off the bench.

Wright had eight points, Cooper scored seven and the pair accounted for half of South Carolina's output in building a 30-20 lead at halftime. The Gamecocks shot 39.3% and made just 2 of 13 from 3-point range (15.4%). Elon shot 26.7% and hit 2 of 8 from distance.

Sam Sherry led the Phoenix (6-6) with 12 points, while Max Mackinnon scored 11.

South Carolina shot 41.3% overall and made 8 of 30 from beyond the arc (26.7%). Elon shot 32% and missed all six of its second-half shots from distance.


The Gamecocks snapped a two-game skid against the Phoenix, losing 65-53 at home in the last meeting in November 2012. They lead the series 3-2.

South Carolina's only loss this season was a 72-67 setback at Clemson, which was ranked 24th at the time.

GAME 10

GAME 11

GAME 12



Official Basketball Box Score - Final

Charleston So. - 69

Game Date: 11-01-2023

Game Location: 1423 Georgia College Arena, Ocala

2023-24 South Carolina State

Game Time: 7:00 PM

Re: Return: 10:00

Officials: Don Clay, Brian Altman, RB: O'Quinn

Charleston So. - 69

Record: 3-7

NO.	Name	Min	FG	3P	FT	Rebounds	Fouls	TP	AS	TO	ST	Blocks	BB	+
2	Taje' Kelly	34:10	11-17	0-1	0-1	2	5	7	1	1	1	1	0	-2
4	DJ Patrick	35:24	5-11	3-7	0-0	0	1	1	3	0	13	1	0	0
13	Reginald Duhan Jr.	35:20	0-1	0-0	0-0	1	5	6	3	0	1	3	0	1
11	Al'ahn Sumler	30:16	5-10	2-5	3-3	2	2	4	0	1	15	3	0	2
22	RJ Johnson	35:20	5-13	2-4	1-2	0	1	1	3	0	13	0	1	0
0	Gaelis Heath III	06:55	1-1	0-0	0-0	0	0	0	0	0	2	0	0	1
10	Jaden Thompson	12:05	0-3	0-0	2-2	1	1	2	1	1	2	0	0	0
14	Nobal Days	10:30	1-2	0-1	0-0	0	2	2	0	1	2	1	0	0
Team														
Totals														
28-59 7-18 6-8 7 19 26 11 60 11 5 4 7 0 1														

Shooting By Period

1st FG: 10-20 50.0%

2nd FG: 1-2 50%

3rd FG: 12-29 41.4%

4th FG: 4-10 40.0%

FT: 5-6 83.3%

GMFG: 29-58 50.0%

3PT: 7-18 38.9%

FT%: 6-8 75.0%

Dead Ball Rebounds: 1-0

Technical Fouls: NONE

South Carolina - 73

Record: 8-7

NO.	Name	Min	FG	3P	FT	Rebounds	Fouls	TP	AS	TO	ST	Blocks	BB	+
2	B.J. Mack	P 23:55	7-14	2-6	0-0	0	4	4	1	1	18	2	0	0
4	Stephen Clark	F 05:02	1-1	0-0	0-0	1	1	2	0	2	1	1	0	0
10	Myles Site	P 23:37	3-6	1-2	0-0	1	1	2	1	0	7	1	1	0
5	Michelle Johnson	G 24:54	4-16	2-8	5-5	2	4	1	1	1	16	0	0	3
1	John Cooper	G 28:09	3-4	0-1	2-4	2	3	0	0	0	1	0	0	4
1	Colin Wright	P 21:36	2-4	0-1	0-0	1	2	3	0	0	4	1	0	0
1	Jacob Murray-Biggs	09:04	3-7	0-1	1-1	2	3	0	1	1	7	2	0	2
12	Zachary Davis	18:31	2-4	0-3	0-0	3	0	3	1	0	5	0	0	6
15	Morris Ugazuk	24:08	1-3	0-0	0	1	1	0	0	2	5	0	1	0
1	Jamesie Bosmans-Vendoy	13:21	3-4	0-0	0	1	3	1	4	2	6	1	0	0
3	Josh Gray	01:50	0-0	0-0	0-0	0	2	2	0	0	0	1	0	0
Team														
Totals														
36-65 8-25 11 25 34 39 11 73 18 6 3 0 7 4														

Shooting By Period

1st FG: 17-26 65.4%

2nd FG: 5-10 50.0%

3rd FG: 0-0 0%

4th FG: 12-37 32.4%

FT: 1-5 20%

GMFG: 31-81 38.3%

3PT: 8-25 32.0%

FT%: 5-11 45.5%

Dead Ball Rebounds: 2-2

Technical Fouls: NONE

Biggest Lead

CSU USC

3 (16:17.23) 8 (2:42.39)

Best Scoring Run

Points Per Possession

12 2 (2:42.39) 7 (2:42.39)

Lead Changes

Times Tied

12 0

Time with Lead

07:17 1 23:31

Points from Turnovers

CSU USC

10 11

Technical Fouls

CSU USC

28 36

Final Fouls

CSU USC

61 64


Bench

CSU USC


3 34 73







71




69


**GAME 16**

Columbia, Mo.  
Mizzou Arena  
Jan. 13, 2024

Wright hits game-winner in OT;  
Mack scores 21 to lead team



69




74


**GAME 17**

Columbia, S.C.  
Colonial Life Arena  
Jan. 16, 2024

Gamecocks go cold at FT line and  
from behind the arc



77



64

**GAME 18**

Fayetteville, Ark.  
Bud Walton Arena  
Jan. 20, 2024

Mack leads team with 19  
points and nine rebounds

**COLUMBIA, Mo. (AP)** – South Carolina reserve Jacob Wright scored 11 points and his fadeaway jumper over Missouri's 7-foot-5 Connor Vanover with 13 seconds left in overtime served as the game winner and the Gamecocks beat the Tigers 71-69 on Saturday.

B.J. Mack led South Carolina (14-2, 2-1 SEC) with 21 points, shooting 7 for 13 and making all six of his foul shots. Ta'lon Cooper scored 11 and Myles Stute 10 for South Carolina.

Noah Carter led Missouri (8-8, 0-3) with 23 points, shooting 9 for 20 overall but just 2 for 10 from 3-point range. Carter's final miss from 3 was an off-balance, contested shot as time expired to end the game.

Sean East II added 15 points for Missouri and Tamar Bates scored 12. Missouri never trailed in the second half until overtime.

Wright made two foul shots with 2:58 left in overtime to give South Carolina a 64-62 lead, the Gamecocks' first since Cooper's dunk for a 32-31 lead with 1:12 left before halftime. After Wright's foul shots, Cooper converted a three-point play to push the lead to 67-62.

After Carter and Mack traded layups to make it 69-64, Carter made a pair of foul shots with 1:22 left and made a 3 to tie it at 69 with 36 seconds to go before Wright's game winner.

Cooper's 3-pointer with 25 seconds left in regulation knotted it at 62. Missouri called timeout with 19 seconds remaining to set a play. East dribbled for a final shot before Cooper fouled him with 7.4 seconds for just the Gamecocks' sixth foul of the half. Off the dead ball, East missed a tough jumper at the buzzer that Cooper almost blocked.

South Carolina survived 16 turnovers, one off its season-high 17.

**COLUMBIA, S.C. (AP)** – Silas Demary Jr. scored 15 points, Justin Hill scored all nine of his points in the second half and Georgia beat South Carolina 74-69 on Tuesday night.

Hill missed a contested layup with 1:03 remaining and it went out of bounds. The call was overturned after a video review, giving the ball back to Georgia. Hill used a crossover dribble to create separation and he sank a jumper from the free-throw line for a 70-64 lead.

Meechie Johnson answered at the other end with a long 3-pointer from the wing to make it 70-67 with 33.1 left. RJ Melendez sealed it by making two free throws with 17 seconds left for his first points of the second half.

Melendez finished with 12 points for Georgia (13-4, 3-1 SEC). Jabri Abdur-Rahim added 11 points.

Johnson led South Carolina (14-3, 3-1) with 19 points and B.J. Mack added 16. South Carolina was undone by going 17 of 32 from the free-throw line.

Johnson made a 3-pointer with 4:50 remaining in the first half to give him 12 of South Carolina's opening 27 points. The Gamecocks led 34-33 at halftime.

South Carolina took a 48-39 lead with 14:05 remaining in the second half. But the Gamecocks didn't make another field goal until Johnson's 3-pointer with 4:57 remaining to get within 58-56.

Georgia took its first lead of the second half — 51-50 with 9:14 remaining — during South Carolina's field-goal drought of over nine minutes.

**FAYETTEVILLE, Ark. (AP)** – B.J. Mack had 18 points, nine rebounds and three assists to lead South Carolina to a 77-64 victory over Arkansas on Saturday.

Zachary Davis had 12 points, Ta'lon Cooper 11, and Collin Murray-Boyles 11 for the Gamecocks (15-3, 3-2 SEC), who led all the way.

Tramon Mark led Arkansas (10-8, 1-4) with 18 points.

After a dunk by Davis gave South Carolina a 49-36 lead six minutes into the second half, Mark hit back-to-back 3-pointers to get the Razorbacks within 49-42. Cooper then hit a 3-pointer to start a 13-1 run by the Gamecocks and they led by double digits for the remainder.


Mack made three 3-pointers and Collin Murray-Boyles added a dunk in a stretch where South Carolina turned a four-point lead into a 29-19 advantage near the six-minute mark of the first half. Mack scored 12 points in the first half and the Gamecocks led 39-27 at the break.

South Carolina finished the game at 53% from the field with 9 of 18 3-pointers and 12 of 17 free throws.


The Razorbacks shot 37% and made only 5 of 18 3-pointers. They were 13 for 16 from the line and had only five turnovers.

## GAME 16

Official Basketball Box Score - Final															Game Time: 2:32 PM	
South Carolina at Missouri															Game Duration: 2:22	
01/13/24 Mizzou Arena, Columbia															Attendance: 11,123	
2023-24 Men's Basketball															Officials: Terry O'Leary, Vladimir Vojvodjic, John Gaffney	
South Carolina - 71															Game Time: 1:30 PM	
Record: 14-2 (9-1)															Game Duration: 2:22	
Missouri - 69															Attendance: 11,123	
Record: 8-8 (3-5)															Officials: Terry O'Leary, Vladimir Vojvodjic, John Gaffney	
Game Time: 1:30 PM															Game Duration: 2:22	
Attendance: 11,123															Officials: Terry O'Leary, Vladimir Vojvodjic, John Gaffney	
South Carolina - 71															Game Time: 1:30 PM	
Record: 14-2 (9-1)															Game Duration: 2:22	
Missouri - 69															Attendance: 11,123	
Record: 8-8 (3-5)															Officials: Terry O'Leary, Vladimir Vojvodjic, John Gaffney	
Game Time: 1:30 PM															Game Duration: 2:22	
Attendance: 11,123															Officials: Terry O'Leary, Vladimir Vojvodjic, John Gaffney	
South Carolina - 71															Game Time: 1:30 PM	
Record: 14-2 (9-1)															Game Duration: 2:22	
Missouri - 69															Attendance: 11,123	
Record: 8-8 (3-5)															Officials: Terry O'Leary, Vladimir Vojvodjic, John Gaffney	
Game Time: 1:30 PM															Game Duration: 2:22	
Attendance: 11,123															Officials: Terry O'Leary, Vladimir Vojvodjic, John Gaffney	
South Carolina - 71															Game Time: 1:30 PM	
Record: 14-2 (9-1)															Game Duration: 2:22	
Missouri - 69															Attendance: 11,123	
Record: 8-8 (3-5)															Officials: Terry O'Leary, Vladimir Vojvodjic, John Gaffney	
Game Time: 1:30 PM															Game Duration: 2:22	
Attendance: 11,123															Officials: Terry O'Leary, Vladimir Vojvodjic, John Gaffney	
South Carolina - 71															Game Time: 1:30 PM	
Record: 14-2 (9-1)															Game Duration: 2:22	
Missouri - 69															Attendance: 11,123	
Record: 8-8 (3-5)															Officials: Terry O'Leary, Vladimir Vojvodjic, John Gaffney	
Game Time: 1:30 PM															Game Duration: 2:22	
Attendance: 11,123															Officials: Terry O'Leary, Vladimir Vojvodjic, John Gaffney	
South Carolina - 71															Game Time: 1:30 PM	
Record: 14-2 (9-1)															Game Duration: 2:22	
Missouri - 69															Attendance: 11,123	
Record: 8-8 (3-5)															Officials: Terry O'Leary, Vladimir Vojvodjic, John Gaffney	
Game Time: 1:30 PM															Game Duration: 2:22	
Attendance: 11,123															Officials: Terry O'Leary, Vladimir Vojvodjic, John Gaffney	
South Carolina - 71															Game Time: 1:30 PM	
Record: 14-2 (9-1)															Game Duration: 2:22	
Missouri - 69															Attendance: 11,123	
Record: 8-8 (3-5)															Officials: Terry O'Leary, Vladimir Vojvodjic, John Gaffney	
Game Time: 1:30 PM															Game Duration: 2:22	
Attendance: 11,123															Officials: Terry O'Leary, Vladimir Vojvodjic, John Gaffney	
South Carolina - 71															Game Time: 1:30 PM	
Record: 14-2 (9-1)															Game Duration: 2:22	
Missouri - 69															Attendance: 11,123	
Record: 8-8 (3-5)															Officials: Terry O'Leary, Vladimir Vojvodjic, John Gaffney	
Game Time: 1:30 PM															Game Duration: 2:22	
Attendance: 11,123															Officials: Terry O'Leary, Vladimir Vojvodjic, John Gaffney	
South Carolina - 71															Game Time: 1:30 PM	
Record: 14-2 (9-1)															Game Duration: 2:22	
Missouri - 69															Attendance: 11,123	
Record: 8-8 (3-5)															Officials: Terry O'Leary, Vladimir Vojvodjic, John Gaffney	
Game Time: 1:30 PM															Game Duration: 2:22	
Attendance: 11,123															Officials: Terry O'Leary, Vladimir Vojvodjic, John Gaffney	
South Carolina - 71															Game Time: 1:30 PM	
Record: 14-2 (9-1)															Game Duration: 2:22	
Missouri - 69															Attendance: 11,123	
Record: 8-8 (3-5)															Officials: Terry O'Leary, Vladimir Vojvodjic, John Gaffney	
Game Time: 1:30 PM															Game Duration: 2:22	
Attendance: 11,123															Officials: Terry O'Leary, Vladimir Vojvodjic, John Gaffney	
South Carolina - 71															Game Time: 1:30 PM	
Record: 14-2 (9-1)															Game Duration: 2:22	
Missouri - 69															Attendance: 11,123	
Record: 8-8 (3-5)															Officials: Terry O'Leary, Vladimir Vojvodjic, John Gaffney	
Game Time: 1:30 PM															Game Duration: 2:22	
Attendance: 11,123															Officials: Terry O'Leary, Vladimir Vojvodjic, John Gaffney	
South Carolina - 71															Game Time: 1:30 PM	
Record: 14-2 (9-1)															Game Duration: 2:22	
Missouri - 69															Attendance: 11,123	
Record: 8-8 (3-5)															Officials: Terry O'Leary, Vladimir Vojvodjic, John Gaffney	
Game Time: 1:30 PM															Game Duration: 2:22	
Attendance: 11,123															Officials: Terry O'Leary, Vladimir Vojvodjic, John Gaffney	
South Carolina - 71															Game Time: 1:30 PM	
Record: 14-2 (9-1)															Game Duration: 2:22	
Missouri - 69															Attendance: 11,123	
Record: 8-8 (3-5)															Officials: Terry O'Leary, Vladimir Vojvodjic, John Gaffney	
Game Time: 1:30 PM															Game Duration: 2:22	
Attendance: 11,123															Officials: Terry O'Leary, Vladimir Vojvodjic, John Gaffney	
South Carolina - 71															Game Time: 1:30 PM	
Record: 14-2 (9-1)															Game Duration: 2:22	
Missouri - 69															Attendance: 11,123	
Record: 8-8 (3-5)															Officials: Terry O'Leary, Vladimir Vojvodjic, John Gaffney	
Game Time: 1:30 PM															Game Duration: 2:22	
Attendance: 11,123															Officials: Terry O'Leary, Vladimir Vojvodjic, John Gaffney	
South Carolina - 71															Game Time: 1:30 PM	
Record: 14-2 (9-1)															Game Duration: 2:22	
Missouri - 69															Attendance: 11,123	
Record: 8-8 (3-5)															Officials: Terry O'Leary, Vladimir Vojvodjic, John Gaffney	
Game Time: 1:30 PM															Game Duration: 2:22	
Attendance: 11,123															Officials: Terry O'Leary, Vladimir Vojvodjic, John Gaffney	
South Carolina - 71															Game Time: 1:30 PM	
Record: 14-2 (9-1)															Game Duration: 2:22	
Missouri - 69															Attendance: 11,123	
Record: 8-8 (3-5)															Officials: Terry O'Leary, Vladimir Vojvodjic, John Gaffney	
Game Time: 1:30 PM															Game Duration: 2:22	
Attendance: 11,123															Officials: Terry O'Leary, Vladimir Vojvodjic, John Gaffney	
South Carolina - 71															Game Time: 1:30 PM	
Record: 14-2 (9-1)															Game Duration: 2:22	
Missouri - 69															Attendance: 11,123	
Record: 8-8 (3-5)															Officials: Terry O'Leary, Vladimir Vojvodjic, John Gaffney	
Game Time: 1:30 PM															Game Duration: 2:22	
Attendance: 11,123															Officials: Terry O'Leary, Vladimir Vojvodjic, John Gaffney	
South Carolina - 71															Game Time: 1:30 PM	
Record: 14-2 (9-1)															Game Duration: 2:22	
Missouri - 69															Attendance: 11,123	
Record: 8-8 (3-5)															Officials: Terry O'Leary, Vladimir Vojvodjic, John Gaffney	
Game Time: 1:30 PM															Game Duration: 2:22	
Attendance: 11,123															Officials: Terry O'Leary, Vladimir Vojvodjic, John Gaffney	
South Carolina - 71															Game Time: 1:30 PM	
Record: 14-2 (9-1)															Game Duration: 2:22	
Missouri - 69															Attendance: 11,123	
Record: 8-8 (3-5)															Officials: Terry O'Leary, Vladimir Vojvodjic, John Gaffney	
Game Time: 1:30 PM															Game Duration: 2:22	
Attendance: 11,123															Officials: Terry O'Leary, Vladimir Vojvodjic, John Gaffney	
South Carolina - 71															Game Time: 1:30 PM	
Record: 14-2 (9-1)															Game Duration: 2:22	
Missouri - 69															Attendance: 11,123	
Record: 8-8 (3-5)															Officials: Terry O'Leary, Vladimir Vojvodjic, John Gaffney	
Game Time: 1:30 PM															Game Duration: 2:22	
Attendance: 11,123															Officials: Terry O'Leary, Vladimir Vojvodjic, John Gaffney	
South Carolina - 71															Game Time: 1:30 PM	
Record: 14-2 (9-1)															Game Duration: 2:22	
Missouri - 69															Attendance: 11,123	
Record: 8-8 (3-5)															Officials: Terry O'Leary, Vladimir Vojvodjic, John Gaffney	
Game Time: 1:30 PM															Game Duration: 2:22	
Attendance: 11,123															Officials: Terry O'Leary, Vladimir Vojvodjic, John Gaffney	
South Carolina - 71															Game Time: 1:30 PM	
Record: 14-2 (9-1)															Game Duration: 2:22	
Missouri - 69															Attendance: 11,123	
Record: 8-8 (3-5)															Officials: Terry O'Leary, Vladimir Vojvodjic, John Gaffney	
Game Time: 1:30 PM															Game Duration: 2:22	
Attendance: 11,123															Officials: Terry O'Leary, Vladimir Vojvodjic, John Gaffney	
South Carolina - 71															Game Time: 1:30 PM	
Record: 14-2 (9-1)															Game Duration: 2:22	
Missouri - 69															Attendance: 11,123	
Record: 8-8 (3-5)															Officials: Terry O'Leary, Vladimir Vojvodjic, John Gaffney	
Game Time: 1:30 PM															Game Duration: 2:22	
Attendance: 11,123															Officials: Terry O'Leary, Vladimir Vojvodjic, John Gaffney	
South Carolina - 71															Game Time: 1:30 PM	
Record: 14-2 (9-1)															Game Duration: 2:22	
Missouri - 69															Attendance: 11,123	
Record: 8-8 (3-5)															Officials: Terry O'Leary, Vladimir Vojvodjic, John Gaffney	
Game Time: 1:30 PM															Game Duration: 2:22	
Attendance: 11,123															Officials: Terry O'Leary, Vladimir Vojvodjic, John Gaffney	
South Carolina - 71															Game Time: 1:30 PM	
Record: 14-2 (9-1)															Game Duration: 2:22	
Missouri - 69															Attendance: 11,123	
Record: 8-8 (3-5)															Officials: Terry O'Leary, Vladimir Vojvodjic, John Gaffney	
Game Time: 1:30 PM															Game Duration: 2:22	
Attendance: 11,123															Officials: Terry O'Leary, Vladimir Vojvodjic, John Gaffney	
South Carolina - 71															Game Time: 1:30 PM	
Record: 14-2 (9-1)															Game Duration: 2:22	
Missouri - 69															Attendance: 11,123	
Record: 8-8 (3-5)															Officials: Terry O'Leary, Vladimir Vojvodjic, John Gaffney	
Game Time: 1:30 PM															Game Duration: 2:22	
Attendance: 11,123															Officials: Terry O'Leary, Vladimir Vojvodjic, John Gaffney	
South Carolina - 71															Game Time: 1:30 PM	
Record: 14-2 (9-1)															Game Duration: 2:22	
Missouri - 69															Attendance: 11,123	
Record: 8-8 (3-5)															Officials: Terry O'Leary, Vladimir Vojvodjic, John Gaffney	
Game Time: 1:30 PM															Game Duration: 2:22	
Attendance: 11,123															Officials: Terry O'Leary, Vladimir Vojvodjic, John Gaffney	
South Carolina - 71															Game Time: 1:30 PM	
Record: 14-2 (9-1)															Game Duration: 2:22	
Missouri - 69															Attendance: 11,123	
Record: 8-8 (3-5)															Officials: Terry O'Leary, Vladimir Vojvodjic, John Gaffney	
Game Time: 1:30 PM															Game Duration: 2:22	
Attendance: 11,123															Officials: Terry O'Leary, Vladimir Vojvodjic, John Gaffney	
South Carolina - 71															Game Time: 1:30 PM	
Record: 14-2 (9-1)															Game Duration: 2:22	
Missouri - 69															Attendance: 11,123	
Record: 8-8 (3-5)															Officials: Terry O'Leary, Vladimir Vojvodjic, John Gaffney	
Game Time: 1:30 PM															Game Duration: 2:22	
Attendance: 11,123															Officials: Terry O'Leary, Vladimir Vojvodjic, John Gaffney	
South Carolina - 71															Game Time: 1:30 PM	
Record: 14-2 (9-1)															Game Duration: 2:22	
Missouri - 69															Attendance: 11,123	
Record: 8-8 (3-5)															Officials: Terry O'Leary, Vladimir Vojvodjic, John Gaffney	
Game Time: 1:30 PM															Game Duration: 2:22	
Attendance: 11,123															Officials: Terry O'Leary, Vladimir Vojvodjic, John Gaffney	
South Carolina - 71															Game Time: 1:30 PM	
Record: 14-2 (9-1)															Game Duration: 2:22	
Missouri - 69															Attendance: 11,123	
Record: 8-8 (3-5)															Officials: Terry O'Leary, Vladimir Vojvodjic, John Gaffney	
Game Time: 1:30 PM															Game Duration: 2:22	
Attendance: 11,123															Officials: Terry O'Leary, Vladimir Vojvodjic, John Gaffney	
South Carolina - 71															Game Time: 1:30 PM	
Record: 14-2 (9-1)															Game Duration: 2:22	
Missouri - 69															Attendance: 11,123	
Record: 8-8 (3-5)															Officials: Terry O'Leary, Vladimir Vojvodjic, John Gaffney	
Game Time: 1:30 PM															Game Duration: 2:22	
Attendance: 11,123															Officials: Terry O'Leary, Vladimir Vojvodjic, John Gaffney	
South Carolina - 71															Game Time: 1:30 PM	
Record: 14-2 (9-1)															Game Duration: 2:22	
Missouri - 69															Attendance: 11,123	
Record: 8-8 (3-5)															Officials: Terry O'Leary, Vladimir Vojvodjic, John Gaffney	
Game Time: 1:30 PM															Game Duration: 2:22	
Attendance: 11,123															Officials: Terry O'Leary, Vladimir Vojvodjic, John Gaffney	
South Carolina - 71															Game Time: 1:30 PM	
Record: 14-2 (9-1)															Game Duration: 2:22	
Missouri - 69															Attendance: 11,123	
Record: 8-8 (3-5)															Officials: Terry O'Leary, Vladimir Vojvodjic, John Gaffney	
Game Time: 1:30 PM															Game Duration: 2:22	
Attendance: 11,123															Officials: Terry O'Leary, Vladimir Vojvodjic, John Gaffney	
South Carolina - 71															Game Time: 1:30 PM	
Record: 14-2 (9-1)															Game Duration: 2:22	
Missouri - 69															Attendance: 11,123	
Record: 8-8 (3-5)															Officials: Terry O'Leary, Vladimir Vojvodjic, John Gaffney	
Game Time: 1:30 PM															Game Duration: 2:22	
Attendance: 11,123															Officials: Terry O'Leary, Vladimir Vojvodjic, John Gaffney	
South Carolina - 71															Game Time: 1:30 PM	
Record: 14-2 (9-1)															Game Duration: 2:22	
Missouri - 69															Attendance: 11,123	
Record: 8-8 (3-5)															Officials: Terry O'Leary, Vladimir Vojvodjic, John Gaffney	
Game Time: 1:30 PM															Game Duration: 2:22	
Attendance: 11,123															Officials: Terry O'Leary, Vladimir Vojvodjic, John Gaffney	
South Carolina - 71															Game Time: 1:30 PM	
Record: 14-2 (9-1)															Game Duration: 2:22	
Missouri - 69															Attendance: 11,123	
Record: 8-8 (3-5)															Officials: Terry O'Leary, Vladimir Vojvodjic, John Gaffney	
Game Time: 1:30 PM															Game Duration: 2:22	
Attendance: 11,123															Officials: Terry O'Leary, Vladimir Vojvodjic, John Gaffney	
South Carolina - 71															Game Time: 1:30 PM	
Record: 14-2 (9-1)															Game Duration: 2:22	
Missouri - 69															Attendance: 11,123	
Record: 8-8 (3-5)															Officials: Terry O'Leary, Vladimir Vojvodjic, John Gaffney	
Game Time: 1:30 PM															Game Duration: 2:22	
Attendance: 11,123															Officials: Terry O'Leary, Vladimir Vojvodjic, John Gaffney	
South Carolina - 71															Game Time: 1:30 PM	
Record: 14-2 (9-1)															Game Duration: 2:22	
Missouri - 69															Attendance: 11,123	
Record: 8-8 (3-5)															Officials: Terry O'Leary, Vladimir Vojvodjic, John Gaffney	
Game Time: 1:30 PM															Game Duration: 2:22	
Attendance: 11,123															Officials: Terry O'Leary, Vladimir Vojvodjic, John Gaffney	
South Carolina - 71															Game Time: 1:30 PM	
Record: 14-2 (9-1)															Game Duration: 2:22	
Missouri - 69															Attendance: 11,123	
Record: 8-8 (3-5)															Officials: Terry O'Leary, Vladimir Vojvodjic, John Gaffney	
Game Time: 1:30 PM															Game Duration: 2:22	
Attendance: 11,123															Officials: Terry O'Leary, Vladimir Vojvodjic, John Gaffney	
South Carolina - 71															Game Time: 1:30 PM	
Record: 14-2 (9-1)															Game Duration: 2:22	
Missouri - 69															Attendance: 11,123	
Record: 8-8 (3-5)															Officials: Terry O'Leary, Vladimir Vojvodjic, John Gaffney	
Game Time: 1:30 PM															Game Duration: 2:22	
Attendance: 11,123															Officials: Terry O'Leary, Vladimir Vojvodjic, John Gaffney	
South Carolina - 71															Game Time: 1:30 PM	
Record: 14-2 (9-1)															Game Duration: 2:22	
Missouri - 69															Attendance: 11,123	
Record: 8-8 (3-5)															Officials: Terry O'Leary, Vladimir Vojvodjic, John Gaffney	
Game Time: 1:30 PM															Game Duration: 2:22	
Attendance: 11,123															Officials: Terry O'Leary, Vladimir Vojvodjic, John Gaffney	
South Carolina - 71															Game Time: 1:30 PM	
Record: 14-2 (9-1)															Game Duration: 2:22	
Missouri - 69															Attendance: 11,123	
Record: 8-8 (3-5)															Officials: Terry O'Leary, Vladimir Vojvodjic, John Gaffney	
Game Time: 1:30 PM															Game Duration: 2:22	
Attendance: 11,123															Officials: Terry O'Leary, Vladimir Vojvodjic, John Gaffney	
South Carolina - 71															Game Time: 1:30 PM	
Record: 14-2 (9-1)															Game Duration: 2:22	
Missouri - 69															Attendance: 11,123	
Record: 8-8 (3-5)															Officials: Terry O'Leary, Vladimir Vojvodjic, John Gaffney	
Game Time: 1:30 PM															Game Duration: 2:22	
Attendance: 11,123															Officials: Terry O'Leary, Vladimir Vojvodjic, John Gaffney	
South Carolina - 71															Game Time: 1:30 PM	
Record: 14-2 (9-1)															Game Duration: 2:22	
Missouri - 69															Attendance: 11,123	
Record: 8-8 (3-5)															Officials: Terry O'Leary, Vladimir Vojvodjic, John Gaffney	
Game Time: 1:30 PM															Game Duration: 2:22	
Attendance: 11,123															Officials: Terry O'Leary, Vladimir Vojvodjic, John Gaffney	
South Carolina - 71															Game Time: 1:30 PM	
Record: 14-2 (9-1)															Game Duration: 2:22	
Missouri - 69															Attendance: 11,123	
Record: 8-8 (3-5)															Officials: Terry O'Leary, Vladimir Vojvodjic, John Gaffney	
Game Time: 1:30 PM															Game Duration: 2:22	
Attendance: 11,123															Officials: Terry O'Leary, Vladimir Vojvodjic, John Gaffney	
South Carolina - 71															Game Time: 1:30 PM	
Record: 14-2 (9-1)															Game Duration: 2:22	
Missouri - 69															Attendance: 11,123	
Record: 8-8 (3-5)															Officials: Terry O'Leary, Vladimir Vojvodjic, John Gaffney	
Game Time: 1:30 PM															Game Duration: 2:22	
Attendance: 11,123															Officials: Terry O'Leary, Vladimir Vojvodjic, John Gaffney	
South Carolina - 71															Game Time: 1:30 PM	
Record: 14-2 (9-1)															Game Duration: 2:22	
Missouri - 69															Attendance: 11,123	
Record: 8-8 (3-5)															Officials: Terry O'Leary, Vladimir Vojvodjic, John Gaffney	
Game Time: 1:30 PM															Game Duration: 2:22	
Attendance: 11,123															Officials: Terry O'Leary, Vladimir Vojvodjic, John Gaffney	
South Carolina - 71															Game Time: 1:30 PM	
Record: 14-2 (9-1)															Game Duration: 2:22	
Missouri - 69															Attendance: 11,123	
Record: 8-8 (3-5)															Officials: Terry O'Leary, Vladimir Vojvodjic, John Gaffney	
Game Time: 1:30 PM															Game Duration: 2:22	
Attendance: 11,123															Officials: Terry O'Leary, Vladimir Vojvodjic, John Gaffney	
South Carolina - 71																



79



62


**GAME 19**

Columbia, S.C.


Colonial Life Arena

Jan. 23, 2024

Cooper matches career high with 20 points in rout of Wildcats



72



64


**GAME 20**

Columbia, S.C.


Colonial Life Arena

Jan. 27, 2024

Mack leads way with 21, scoring 15 in first half



63



59

**GAME 21**

Knoxville, Tenn.

Thompson-Boling Arena

Jan. 30, 2024

Cooper scores 18 and Mack 16 in another top-10 win for SC

**COLUMBIA, S.C. (AP) —** Ta'Lon Cooper scored 20 points and Jacobi Wright had 14 with four 3-pointers as South Carolina pulled away in the second half and beat No. 6 Kentucky 79-62 on Tuesday night.

The Gamecocks (16-3, 4-2 Southeastern Conference) beat their highest-ranked opponent at home since taking down No. 1 Kentucky 68-62 14 years ago. In that game, South Carolina overcame future NBA All-Stars John Wall and DeMarcus Cousins for the victory.

In this one, they held the nation's top scoring team that averaged more than 91 points to its lowest output of the season.

Fans easily burst through the thin yellow ropes to rush the court and celebrate the latest high point in surprising season. It should cost South Carolina a \$100,000 fine from the SEC under league policy, but no one was concerned about that at the moment.

It's the third straight loss at South Carolina for the Wildcats (14-4, 4-2) and fourth in their last seven meetings in the series.

It sure didn't look like the Wildcats would struggle in this one. Kentucky hit five straight shots on the way to a 21-16 lead midway through the opening period.

But South Carolina and its SEC-leading defense kicked in after that to close the period on a 17-4 run.

The Wildcats missed nine of their final 10 shots, of the period and were held to their lowest scoring half of the season.

Antonio Reeves, Kentucky's leading scorer at 19.6 points a game, shook off a 1-for-7 shooting first half with seven points early after halftime and the Wildcats were within 40-38 with 15:04 to play.

But the Gamecocks took off again on a 22-6 run to open an 18-point lead with less than eight minutes left.

Kentucky could not get within single digits the rest of the way.

The sold-out crowd — Colonial Life Arena seats 18,000 — was encouraged to wear black. The fans, including football coach Shane Beamer, yelled and screamed as time ticked down on the victory.

**COLUMBIA, S.C. (AP) —** B.J. Mack scored 21 points to help South Carolina hold off a Missouri team and earn a 72-64 win Saturday to sweep the regular season series.

South Carolina came into the game on a high after beating No. 6 Kentucky, 79-62 on Tuesday. Mack led South Carolina with 21 points in its 71-69 overtime win over the Tigers January 13.

Mack scored 15 of his points in the first half as the Gamecocks built a 10-point lead, 39-29, at the break. South Carolina forced 12 Missouri turnovers in the first half, turning them into 10 points, but managed just five points off a dozen second-half Missouri turnovers.

Missouri grabbed the lead three minutes into the second half on a layup by Tamar Bates, but Mack answered with a three-point play and the Gamecocks did not trail again. The Tigers tied the game twice, but South Carolina answered each threat. Josh Gray hit the first of two free throws and Jacobi Wright and Ta'Lon Cooper each buried a 3-pointer to make it 53-46. Bates dunked and followed it with a layup with 2:28 left to make it 67-62, but the Tigers were able to add only a layup by East in the final minute.

Meechie Johnson, who averages 43.4% from the field and just under 17 points per game, did not score for the Gamecocks, going 0-for-9 from the field and 0-7 from 3-point range.

Mack hit 6-of-11 shots from the field, including 2-of-5 from distance, and hit 7-of-11 from the free throw line to lead South Carolina (17-3, 5-2 Southeastern Conference). Cooper added 12 points, Wright chipped in 10 and Morris Ugusuk was a perfect 3-for-3 off the bench, hitting two 3-pointers and knocking down both free throw attempts to add 10 points off the bench.

East finished with 21 points and seven assists to lead Missouri (8-12, 0-7). Bates contributed 16 points and seven rebounds.

**KNOXVILLE, Tenn. (AP) —** Ta'Lon Cooper hit a critical 3-pointer with 40 seconds left and scored 18 points, and B.J. Mack added 16 points to lead South Carolina to a 65-59 victory over No. 5 Tennessee on Tuesday night.

Myles Stute scored 13 points for the Gamecocks (18-3, 6-2 Southeastern Conference), who have beaten the conference's two highest-ranked teams. They knocked off No. 10 Kentucky on Jan. 23.

Dalton Knecht scored 12 points in the final three minutes and finished with 31 points, and Santiago Vescovi added 10 points for the Volunteers (15-5, 5-2), who had won four straight games and 11 of their last 12 entering the game.

South Carolina led by three points with 30 seconds left when Stute hit two free throws. Knecht hit a 3-pointer with 5 seconds remaining that cut the Tennessee deficit to two points. Stute hit two more free throws with 4 seconds left to seal the win.

Tennessee shot 36% (21 for 58) from the field and 24% (5 for 21) from 3-point distance.

South Carolina handled Tennessee's aggressive defense in the first half and led 30-26 at the break.



Cooper had 10 points and Mack nine for the Gamecocks in the first half. Knecht had 13 points to pace Tennessee which shot 2 for 11 (18%) from long distance.

The Gamecocks had a 21-19 rebounding edge and limited Tennessee to 36% (12 for 33) shooting to build its lead in the first half.


## GAME 19

<div><div><div></div></div></div> <div>Official Basketball Box Score - Final</div> <div>Kentucky at South Carolina</div> <div>01/23/24 Colonial Life Arena, Columbia</div> <div>2023-24 South Carolina Men's Basketball</div>															Game Time: 7:00 PM	
Game Duration: 1:00																
Attendance: 16,030																
Officials: K.B. Burdett, J. Byron Jamel, Ron Chavers																
Kentucky - 62																
Record: 14-4 (4-2)																
NO.	Name	Min	FG	3P	FT	Rebounds	Fouls	TP	AS	TO	ST	Blocks	BS	BA	+	
2	Aaron Bradshaw	F 21:32	2-3	0-1	0-0	3	5	3	1	4	0	0	1	0	4	
4	Tre Mitchell	F 34:01	5-8	1-1	2-2	3	5	3	3	13	2	2	0	0	-22	
1	Justin Edwards	G 23:01	0-1	0-0	2-2	2	2	2	1	2	0	0	0	0	-5	
12	Antonio Reeves	G 30:20	6-18	1-3	2-2	0	4	4	1	2	5	1	0	1	-18	
21	D.J. Wagner	G 35:13	2-10	0-1	0-0	0	0	1	0	4	3	1	0	3	-9	
0	Rob Dillingham	26:16	7-14	1-1	0	2	2	2	16	2	1	1	0	0	0	
15	Reed Sheppard	14:21	1-4	1-2	0-0	0	3	3	0	2	0	0	0	0	-11	
44	Zionnir Masic	10:01	1-3	0-1	1-2	2	0	2	3	2	3	0	0	0	-1	
33	Ugusuk Oryemso	10:13	1-1	0-0	0-0	0	1	1	0	2	0	0	0	0	-1	
Team			5	1	6	0	0	0	0	0	0	0	0	0	0	
Totals		25:42	41-83	8-9	12	21	33	17	14	62	7	9	5	6	-17	
Technical Fouls: NONE																
Shooting By Period																
1st FG%: 15-32		34.4%		2nd FG%: 12-30		40.0%		3rd FG%: 14-30		46.7%		4th FG%: 3-13		23.1%		
1st 3P%: 1-2		50.0%		2nd 3P%: 1-3		33.3%		3rd 3P%: 1-3		33.3%		4th 3P%: 0-0		0.0%		
1st FT%: 7-7		100.0%		2nd FT%: 2-2		100.0%		3rd FT%: 4-3		33.3%		4th FT%: 6-6		100.0%		
GM FG%: 25-62		40.3%		GM 3P%: 8-9		88.9%		GM FT%: 12-12		100.0%		GM TP%: 14-17		82.4%		
Dead Ball Rebounds: 0-0																
South Carolina - 79																
Record: 16-3 (4-2)																
NO.	Name	Min	FG	3P	FT	Rebounds	Fouls	TP	AS	TO	ST	Blocks	BS	BA	+	
2	B.J. Mack	F 28:20	3-13	2-5	0-0	0	6	6	2	3	0	1	0	0	2	
30	Collin Murray-Boyles	F 29:27	2-6	0-1	2-2	4	5	9	2	1	6	5	2	3	0	
5	Meechie Johnson	G 29:37	5-10	2-5	2-2	1	3	3	3	14	4	1	0	1	2	
12	Zachary Davis	G 24:21	2-4	1-2	0-0	1	2	3	1	1	5	3	2	0	0	
55	Ta'Lon Cooper	G 36:31	9-11	2-4	2-2	3	2	5	1	2	0	0	0	0	12	
33	Josh Gray	11:44	4-6	0-0	1-1	1	5	6	2	1	0	0	0	0	13	
1	Jacobi Wright	27:16	4-8	4-6	0	2	2	2	2	1	4	0	1	0	1	
4	Stephen Clark	08:11	1-2	0-0	1-3	0	0	1	2	3	1	0	0	0	-9	
15	Morris Ugusuk	04:54	0-1	0-1	0-0	0	0	0	0	0	0	0	0	0	-1	
Team			2	0	2	0	0	0	0	0	0	0	0	0	0	
Totals		20:40	11-24	10-14	12	24	38	14	7	20	9	5	6	6	-17	
Technical Fouls: NONE																
Shooting By Period																
1st FG%: 6-13		46.2%		2nd FG%: 3-13		23.1%		3rd FG%: 16-29		55.2%		4th FG%: 5-11		45.5%		
1st 3P%: 4-6		66.7%		2nd 3P%: 1-4		25.0%		3rd 3P%: 5-11		45.5%		4th 3P%: 2-5		40.0%		
1st FT%: 11-14		78.6%		2nd FT%: 2-2		100.0%		3rd FT%: 11-14		78.6%		4th FT%: 11-14		78.6%		
GM FG%: 29-60		48.3%		GM 3P%: 16-29		55.2%		GM FT%: 11-14		78.6%		GM TP%: 12-24		50.0%		
Dead Ball Rebounds: 2-2																



	<b>75</b>
	<b>60</b>

**GAME 24**  
 Columbia, S.C.  
 Colonial Life Arena  
 Feb. 10, 2024  
*Murray-Boyles scores career-high  
 31 points (20 in second half)*

	<div> Official Basketball Box Score - Final  <b>Vanderbilt at No. 15/20 South Carolina</b>  12/24/04 Coastal Life Arena, Columbia  2003-04 South Carolina Men's Basketball </div>										Game Time: 40:00 Game Duration: 1:43 Attendance: 14,318																								
	<b>Officials:</b> Charles Roke, Jay Lindley, Jason Bales																																		
	<b>Record:</b> 6-17 (0-8)																																		
	<b>Vanderbilt - 69</b>																																		
<table> <tr> <th>No. Name</th><th>Min</th><th>FG</th><th>3P</th><th>FT</th><th>Rebounds</th><th>Fouls</th><th>PF</th><th>TP</th><th>AS</th><th>TO</th><th>Stk</th></tr> <tr> <th></th><th></th><th>M/A</th><th>M/A</th><th>M/A</th><th>OR</th><th>DR</th><th>TS</th><th></th><th></th><th></th><th>B/B</th></tr> </table>												No. Name	Min	FG	3P	FT	Rebounds	Fouls	PF	TP	AS	TO	Stk			M/A	M/A	M/A	OR	DR	TS				B/B
No. Name	Min	FG	3P	FT	Rebounds	Fouls	PF	TP	AS	TO	Stk																								
		M/A	M/A	M/A	OR	DR	TS				B/B																								
2 Ven-Allen Lubin	F	30:04	6-9	0-0	1-4	2	2	4	2	4	13	2																							
13 Malik Presley	F	15:07	2-2	0-0	0-2	1	1	2	1	4	0	1																							
9 Tyin Lawrence	G	38:00	6-11	2-7	1-2	4	4	0	3	15	11	1																							
5 Ezra Marjion	G	37:30	1-2	0-2	1-2	4	4	1	4	7	3	2																							
12 Evan Taylor	F	24:55	2-5	2-4	0-0	1	2	3	4	1	6	0																							
38 Carter Lang	F	18:14	0-1	0-0	0-0	4	4	0	0	2	2	0																							
3 Paul Lewis	F	22:10	4-7	0-0	0-0	0	0	0	0	8	0	0																							
10 Jordan Williams	G	06:36	1-1	1-1	0-0	0	1	2	0	3	0	0																							
24 JaQuwan "JQ" Roberts	B	08:52	2-2	0-0	0	1	0	1	4	0	1	0																							
4 Isaiah West	G	02:19	0-0	0-0	0-0	0	0	1	0	0	0	0																							
Team					2	4	4	0	1	1																									
<b>Totals</b>		26:54	6-15	5-15	11	15	26	12	14	60	6	6																							

											**Technical Fouls: NONE**																																							
**No. 15/20 South Carolina - 75**																																																		
**Record:** 21-3 (0-2)																																																		
	No. Name	Min	FG	3P	FT	Rebounds	Fouls	PF	TP	AS	TO	Stk		----------	-----	-----	-----	-----	----------	-------	----	----	----	----	-----				M/A	M/A	M/A	OR	DR	TS				B/B												
2 B.J. Mack	F	23:51	6-13	5-9	1-1	1	5	6	2	14	2	0																																						
30 Collin Murray-Boyles	F	31:34	1-4	0-0	0-3	6	1	7	2	6	21	1																																						
5 Michael Johnson	G	28:59	5-7	0-0	0-3	3	2	1	6	5	0	0																																						
12 Zachary Davis	G	22:14	1-2	1-2	0-0	0	2	2	0	3	1	0																																						
5 Teehon Cooper	G	34:55	2-6	0-0	0-2	2	1	1	5	7	0	1																																						
10 Myles Stone	F	19:50	3-10	1-7	1-1	1	3	4	3	1	8	0																																						
11 Jay Gray	F	14:49	0-0	0-0	1-2	2	4	1	2	1	3	0																																						
1 Jacob Wright	F	20:09	1-3	1-0	0	0	0	0	0	0	0	0																																						
15 Morris Ugusku	G	04:00	0-0	0-0	0-0	0	0	0	0	0	0	0																																						
Team					2	1	3	0	1																																									
**Totals**		30:58	9-29	6-9	12	19	31	14	12	73	21	7																																						
											**Technical Fouls: NONE**																																							

[illegible]



## THE LAST TIME IN SOUTH CAROLINA BASKETBALL...

### AN INDIVIDUAL ...

<b>Scored 20 or more points:</b>	South Carolina: Collin Murray-Boyles (31), vs. Vanderbilt (Feb. 10, 2024), in Columbia, S.C. Opponent: Jaylin Williams (23) & Johni Broome (21), #13/12 Auburn (Feb. 14, 2024), in Auburn, Ala.
<b>Scored 30 or more points:</b>	South Carolina: Collin Murray-Boyles (31) vs. Vanderbilt (Feb. 10, 2024) in Columbia, S.C. Opponent: Dalton Knecht (31), Tennessee (Jan. 30, 2024), in Knoxville, Tenn.
<b>Scored 35 or more points:</b>	South Carolina: Sindarius Thornwell (44) vs. Alabama (Feb. 7, 2017) in Columbia, S.C. Opponent: Emoni Bates (36), Eastern Michigan (Dec. 30, 2022), in Columbia, S.C.
<b>Scored 40 or more points:</b>	South Carolina: Sindarius Thornwell (44), vs. Alabama (Feb. 7, 2017) in Columbia, S.C. Opponent: Brandon Miller (41), No. 2/2 Alabama (Feb. 22, 2023) in Columbia, S.C.
<b>Collected 20 or more rebounds:</b>	South Carolina: Sindarius Thornwell (21), vs. Alabama (Feb. 7, 2017) in Columbia, S.C. Opponent: Ekpe Udoh (20), Baylor (Jan. 2, 2010) in Columbia, S.C.
<b>Collected 15 or more rebounds:</b>	South Carolina: Gregory "GG" Jackson II (16), vs. Western Kentucky (Dec. 22, 2022), in Columbia, S.C. Opponent: Henry Coleman III (15), Texas A&M (Jan. 29, 2022) in College Station, Texas
<b>Made 12 or more field goals:</b>	South Carolina: Collin Murray-Boyles (14) vs. Vanderbilt (Feb. 10, 2024) in Columbia, S.C. Opponent: Brandon Miller (14), No. 2/2 Alabama (Feb. 22, 2023) in Columbia, S.C.
<b>Made 10 or more field goals:</b>	South Carolina: Collin Murray-Boyles (14), vs. Vanderbilt (Feb. 10, 2024), in Columbia, S.C. Opponent: Allen Flanigan (11), Ole Miss (Feb. 6, 2024), in Columbia, S.C.
<b>Attempted 20 or more field goals:</b>	South Carolina: Gregory "GG" Jackson II (20), vs. Ole Miss (March 8, 2023), in Nashville, Tenn. Opponent: Dalton Knecht (24), Tennessee (Jan. 30, 2024), in Knoxville, Tenn.
<b>Attempted 25 or more field goals:</b>	South Carolina: Sindarius Thornwell (25), vs. Alabama (Feb. 7, 2017) in Columbia, S.C. Opponent: Brandon Miller (25), No. 2/2 Alabama (Feb. 22, 2023) in Columbia, S.C.
<b>Dished 10 or more assists:</b>	South Carolina: Jermaine Couisnard (10), vs. Miss. State (March 3, 2020) in Columbia, S.C. Opponent: Zakai Zeigler (11), No. 11/13 Tennessee (Feb. 25, 2023) in Knoxville, Tenn.
<b>Swiped 5 or more steals:</b>	South Carolina: Erik Stevenson (6), vs. Princeton (Nov. 12, 2021) in Asheville, N.C. Opponent: Myles Burns (6), Ole Miss (March 8, 2023), in Nashville, Tenn.
<b>Blocked 5 or more shots:</b>	South Carolina: Maik Kotsar (6), vs. North Greenville (Dec. 31, 2018) in Columbia, S.C. Opponent: Moussa Cisse (5), Ole Miss (Feb. 24, 2024), in Oxford, Miss.
<b>Made 5 or more 3-point field goals:</b>	South Carolina: B.J. Mack (5), vs. Vanderbilt (Feb. 10, 2024), in Columbia, S.C. Opponent: Jaylin Williams (5), #13/12 Auburn (Feb. 14, 2024), in Auburn, Ala.
<b>Attempted 8 or more 3-point field goals:</b>	South Carolina: B.J. Mack (9), vs. Vanderbilt (Feb. 10, 2024), in Columbia, S.C. Opponent: Jabri Abdur-Rahim (12), Georgia (Feb. 3, 2024), in Athens, Ga.
<b>Made 10 or more free throws:</b>	South Carolina: Gregory "GG" Jackson II (11), at Miss. State (Feb. 28, 2023), in Starkville, Miss. Opponent: Kelton Telford (10), Winthrop (Dec. 19, 2023), in Columbia, S.C.
<b>Attempted 15 or more free throws:</b>	South Carolina: Chris Silva (16), vs. Georgia (March 9, 2019) in Columbia, S.C. Opponent: Kario Oquendo (15), Georgia (Jan. 28, 2023) in Athens, Ga.
<b>Played all 40 minutes of regulation:</b>	South Carolina: AJ Lawson, at LSU (Jan. 16, 2021) in Baton Rouge, La. Opponent: Hunter Cattoor, Virginia Tech (Nov. 10, 2023), in Charlotte, N.C.
<b>A player hit a last-second shot (within 3 seconds) to win a game:</b>	South Carolina: Chico Carter Jr. (10-foot transition jumper), vs. Clemson, (Nov. 11, 2022), in Columbia, S.C. Opponent: Brandon Miller (left-handed layup), No. 2/2 Alabama (Feb. 22, 2023) in Columbia, S.C.
<b>A player had a double-double:</b>	South Carolina: B.J. Mack (17 pts, 13 reb), vs. VMI (Nov. 13, 2023), in Columbia, S.C. Opponent: Ian Schieffelin (12 pts, 12 reb), #24/20 Clemson (Dec. 6, 2023), in Clemson, S.C.
<b>Two or more players had a double-double:</b>	South Carolina: Gregory "GG" Jackson II (20 pts, 10 reb) & Josh Gray (11 pts, 13 reb), at Florida (Jan. 25, 2023), in Gainesville, Fla. Opponent: Nicolas Claxton (13 pts, 10 reb) & Derek Ogbeide (11 pts, 10 reb), Georgia (March 9, 2019) in Columbia, S.C.
<b>A player had a triple-double:</b>	South Carolina: Sam Muldrow (16 points, 14 rebounds, 10 blocks) vs. Vanderbilt (Jan. 8, 2011) in Columbia, S.C. Opponent: Daniel Hackett (Southern California - 22 points, 10 rebounds, 10 assists) (Nov. 17, 2007) in Columbia, S.C.
*** Only second triple-double in South Carolina history (Chuck Eidson (25 points, 10 rebounds, 10 assists) vs. SC State (Nov. 29, 2002) in Columbia, S.C.	
<b>Scored 30 or more points in back-to-back games:</b>	South Carolina: Devan Downey, 30 vs. Kentucky (Jan. 26, 2010) in Columbia, S.C. 33 vs. Georgia (Jan. 30, 2010) in Columbia, S.C.
<b>Scored 25 or more points in back-to-back games:</b>	South Carolina: AJ Lawson, 25 vs. Florida A&M (Jan. 2, 2021) 30 vs. Texas A&M (Jan. 6, 2021)

### A TEAM ...

<b>Scored 100 or more points:</b>	South Carolina: 105 vs. Army (Dec. 22, 2021) in Columbia, S.C. Opponent: 101, Auburn (Feb. 14, 2024) in Auburn, Ala.
<b>Scored 50 points or less:</b>	South Carolina: 47, at Alabama (Jan. 9, 2024), in Tuscaloosa, Ala. Opponent: 43, vs. Elon (Dec. 19, 2023), in Columbia, S.C..
<b>Scored 50 points in a half:</b>	South Carolina: 61 (1st half), vs. Army (Dec. 22, 2021) in Columbia, S.C. Opponent: 51 (2nd half), #13/12 Auburn (Feb. 14, 2024), in Auburn, Ala.
<b>Failed to score 25 points in a half:</b>	South Carolina: 18 (2nd half), at Alabama (Jan. 9, 2024), in Tuscaloosa, Ala. Opponent: 22 (1st half), Ole Miss (Feb. 24, 2024), in Oxford, Miss.

<b>Collected 50 or more rebounds:</b>	South Carolina: 51, vs. Western Kentucky (Dec. 22, 2022), in Columbia, S.C. Opponent: 51, Clemson (Dec. 18, 2021) in Clemson, S.C.
<b>Shot 60% or better from the field:</b>	South Carolina: 60.0% (39-65), vs. High Point (March 15, 2016) in Columbia, S.C. Opponent: 61.0% (36-59) #13/12 Auburn (Feb. 14, 2024) in Auburn, Ala.
<b>Shot 50% or better from the field:</b>	South Carolina: 51.7% (30-58), vs. Vanderbilt (Feb. 10, 2024), in Columbia, S.C. Opponent: 50.9% (28-55), Ole Miss (Feb. 6, 2024), in Columbia, S.C.
<b>Shot less than 30% from the field:</b>	South Carolina: 25.0% (12-48), vs. No. 8/9 Tennessee (Jan. 7, 2023), in Columbia, S.C. Opponent: 27.3% (15-55), Texas A&M (Feb. 8, 2020) in Columbia, S.C.
<b>Shot 50% or better from 3-point range (at least 10 attempts):</b>	South Carolina: 50.0% (9-18), at Arkansas (Jan. 20, 2024), in Fayetteville, Ark. Opponent: 60.0% (12-20), #13/12 Auburn (Feb. 14, 2024), in Auburn, Ala.
<b>Shot 20% or less from 3-point range (at least 10 attempts):</b>	South Carolina: 20.0% (3-15), at #13/12 Auburn (Feb. 14, 2024), in Auburn, Ala. Opponent: 18.8% (3-16), at Ole Miss (Feb. 24, 2024), in Oxford, Miss.
<b>Dished 20 or more assists:</b>	South Carolina: 21, vs. Vanderbilt (Feb. 10, 2024), in Columbia, S.C. Opponent: 22, #13/12 Auburn (Feb. 14, 2024) in Auburn, Ala.
<b>Made 35 or more shots:</b>	South Carolina: 45, vs. Allen (Dec. 14, 2021) in Columbia, S.C. Opponent: 36, #13/12 Auburn (Feb. 14, 2024) in Auburn, Ala.
<b>Attempted 80 or more shots:</b>	South Carolina: 82, vs. No. 5/4 Kentucky, (Feb. 8, 2022) in Columbia, S.C. Opponent: 83, LSU (Feb. 10, 1996) in Columbia, S.C.
<b>Attempted 70 or more shots:</b>	South Carolina: 71, vs. VMI (Nov. 13, 2023), in Columbia, S.C. Opponent: 72, Army (Dec. 22, 2021) in Columbia, S.C.
<b>Made 10 or more 3-pointers:</b>	South Carolina: 10, at Tennessee (Jan. 30, 2024), in Knoxville, Tenn. Opponent: 12, #13/12 Auburn (Feb. 14, 2024), in Auburn, Ala.
<b>Did not make a 3-pointer:</b>	South Carolina: vs. USC Upstate (Nov. 6, 2018) in Columbia Opponent: Mississippi State (Feb. 23, 2022) in Columbia, S.C.
<b>Attempted 30 or more 3-pointers:</b>	South Carolina: 30, vs. Elon (Dec. 19, 2023), in Columbia, S.C. Opponent: 37, Vanderbilt (Feb. 14, 2023) in Columbia, S.C.
<b>Attempted 25 or more 3-pointers:</b>	South Carolina: 29, vs. Vanderbilt (Feb. 10, 2024), in Columbia, S.C. Opponent: 28, Georgia (Feb. 3, 2024) in Athens, Ga.
<b>Made 30 or more free throws:</b>	South Carolina: 35, vs. Alabama (Feb. 7, 2017), in Columbia, S.C. Opponent: 34, Ole Miss (Feb. 13, 2021) in Columbia, S.C.
<b>Attempted 40 or more free throws:</b>	South Carolina: 50, vs. Alabama (Feb. 7, 2017) in Columbia, S.C. Opponent: 44, Ole Miss (Feb. 13, 2021) in Columbia, S.C.
<b>Swiped 15 or more steals:</b>	South Carolina: 15, at Georgia (Feb. 27, 2021) in Athens, Ga. Opponent: 15, Georgia (Jan. 28, 2023) in Athens, Ga.
<b>Blocked 12 or more shots:</b>	South Carolina: 12, vs. Coastal Carolina (Nov. 30, 2018) in Columbia, S.C. Opponent: 12, Florida (Feb. 3, 2021) in Gainesville, Fla.
<b>Blocked 8 or more shots:</b>	South Carolina: 8, vs. Georgia (Jan. 16, 2024) in Columbia, S.C. Opponent: 11, Ole Miss (Feb. 24, 2024), in Oxford, Miss.
<b>Won by 30 or more points:</b>	South Carolina: 32, vs. Florida A&M (Jan. 3, 2023), in Columbia, S.C. Opponent: 40, #13/12 Auburn (Feb. 14, 2024) in Auburn, Ala.
<b>Won by 20 or more points:</b>	South Carolina: 27, vs. Elon (Dec. 19, 2023), in Columbia, S.C. Opponent: 21, Florida (Jan. 25, 2023), in Gainesville, Fla.
<b>Played a single overtime game:</b>	Win: 71-69, at Missouri (Jan. 13, 2024), in Columbia, Mo. Loss: 78-76, vs. No. 2/2 Alabama (Feb. 22, 2023) in Columbia, S.C.
<b>Played a double overtime game:</b>	Win: 87-85 vs. WKU (Nov. 27, 2010) in Bowling Green, Ky. Loss: 98-88 vs. Louisville (Feb. 20, 1988) in Columbia, S.C.
<b>South Carolina played a No. 1 Team in the country:</b>	Win: 68-62 vs. No. 1/1 Kentucky (Jan. 26, 2010) in Columbia, S.C. Loss: 85-73 loss to No. 1/1 Tennessee (Feb. 13, 2019) in Knoxville, Tenn.
<b>South Carolina played a top-5 opponent:</b>	Win: 63-59 at No. 5/5 Tennessee, (Jan. 30, 2024) in Knoxville, Tenn. Loss: 78-76 OT loss to No. 2/2 Alabama (Feb. 22, 2023) in Columbia, S.C.
<b>South Carolina played a top-10 opponent:</b>	Win: 63-59 win at No. 5/5 Tennessee (Jan. 30, 2024) in Knoxville, Tenn. Loss: 85-42 loss vs. No. 8/9 Tennessee (Jan. 7, 2023), in Columbia, S.C.
<b>South Carolina played a top-25 opponent:</b>	Win: 63-59 win at No. 5/5 Tennessee (Jan. 30, 2024) in Knoxville, Tenn. Loss: 61-101 loss at #13/12 Auburn (Feb. 14, 2024), in Auburn, Ala.
<b>South Carolina defeated a ranked opponent:</b>	Home: 79-62 win vs. No. 6/6 Kentucky (Jan. 23, 2024) in Columbia, S.C. Away: 63-59 win at No.5/5 Tennessee (Jan. 30, 2024) in Knoxville, Tenn. Neutral: 77-70 vs. No. 20/17 Florida (March 26, 2017) in New York City SEC Home: 79-62 win vs. No. 6/6 Kentucky (Jan. 23, 2024) in Columbia, S.C. SEC Away: 63-59 win at No.5/5 Tennessee (Jan. 30, 2024) in Knoxville, Tenn.
<b>South Carolina defeated a top-10 opponent</b>	Home: 79-62 win vs. No. 6/6 Kentucky (Jan. 23, 2024) in Columbia, S.C. Away: 63-59 win at No. 5/5 Tennessee (Jan. 30, 2024) in Knoxville, Tenn. Neutral: 88-81 win vs. No. 7/7 Duke (March 19, 2017) in Greenville, S.C.
<b>A South Carolina win opened the season:</b>	Home: 82-53 win vs. USC Upstate (Nov. 6, 2023), in Columbia, S.C. Away: 73-52 win at Wofford (Nov. 10, 2017) in Spartanburg, S.C. Neutral: 74-61 win vs. Chaminade (Nov. 19, 2001) in Maui, Hawaii (Maui Invite)
<b>South Carolina opened SEC play:</b>	Home: 68-62 win vs. Miss. State (Jan. 6, 2024), in Columbia, S.C. Away: 84-79 OT loss at Vanderbilt (Jan. 3, 2023), in Nashville, Tenn.





# EBRIMA DIBBA

Ee-BRIME-uh DEEB-ah

RSr. • Guard • 6-5 • 214 • Bredäng, Sweden // Coastal Carolina

## CAREER HIGHS

### Single Game Highs

Statistic	Value
Points	19 vs Utah 11/21/19
Rebounds	10 vs Ga. Southern 02/21/21, vs App State 03/07/21, at South Alabama 03/28/22
Assists	12 vs ULM 12/30/21
Steals	6 vs Columbia Int'l 12/03/20
Blocks	1 7 times
FG Made	7 4 times
FG Attempts	15 at DePaul 03/27/19
3FG Made	2 7 times
3FG Attempts	6 at DePaul 03/27/19
FT Made	9 vs Winthrop 12/04/21
FT Attempts	12 vs Winthrop 12/04/21

## SUPERLATIVES

	'23-24	Career
Double-figure scoring	-	39
Double-figure rebounding	-	3
Double-figure assists	-	5
Double-double	-	4
5+ assists	-	1
2+ steals	-	34
Team high scoring	-	-
Team high rebounding	-	-
Team high assists	-	-
Team high steals	-	-

includes led, or shared team high ; \* Carolina ONLY



INSTAGRAM: @ebrimadibba\_  
TWITTER: @\_EbrimaDibba

## 2023-24 GAME-BY-GAME

Opponent	Date	GS	MIN	Total		3-Pointers		Free throws		Rebounds				PF	A	TO	BLK	STL	PTS	AVG
				FG-FGA	PCT	3FG-3FGA	PCT	FT-FTA	PCT	OFF	DEF	TOT	AVG							
USC Upstate	11/06/2023		02:49	0-1	.000	0-0	.000	0-0	.000	0	0	0	0.0	1	1	1	0	0	0	0.0
Totals		0	02:49	0-1	.000	0-0	.000	0-0	.000	0	0	0	0.0	1	1	1	0	0	0	0.0

### Player Averages

Games Played	Minutes/ game	Points/ game	FG Pct	3FG Pct	FT Pct	Rebounds/ game	Assists/ game	Turnovers/ game	Assist/Turnover ratio	Steals/ game	Blocks/ game
1	2.8	0.0	0.0	0.0	0.0	0.0	1.0	1.0	1.0	0.0	0.0

## PLAYER BIO

### 2023-24

• Experienced player who returns after suffering a season-ending achilles injury in summer workouts back in June of 2022

### PRE-SOUTH CAROLINA

- Played 90 games at Coastal Carolina and started 87 games
- Averaged 8.2 points, 5.2 assists and 4.8 rebounds per game over his four seasons as a Chanticleer
- Scored 10 or more points in 39 games in a Coastal Carolina uniform
- Assisted on 10 or more made baskets in five games, two of which notched him a double-double
- Earned a points/assists double-double on Feb. 2, 2019, against Louisiana and on Dec. 6, 2021, against Mercer
- Collected 10 or more rebounds on three different occasions, two of which clinched a double-double
- Earned a points/rebounds double-double against Georgia Southern on Feb. 21, 2021, and against March 7, 2021, against Appalachian State
- Scored a career-high 19 points against Utah on Nov. 21, 2019 and made seven of his 11 field goal attempts
- Dished a career-high 12 assists against Louisiana-Monroe on Dec. 30, 2021
- Swiped multiple steals in 34 games, including grabbing a career-high six steals on Dec. 3, 2021, against Columbia International
- Was named to the 2021 Sun Belt Conference Commissioner's List ; was also named to the Coastal Carolina President's List in 2021 (4.0 GPA)

### PERSONAL

- Son of
- Has two brothers and two sisters
- Sport & entertainment management major
- Diehard fan of Chelsea Football Club ; soccer is favorite sport other than basketball
- Close friends with Alexander Isak, striker for Newcastle United of the English Premier League
- Earliest basketball memory is playing with his big brother around 9-10 years old

## CAREER STATS

SEASON	TEAM	GP-GS		MIN/AVG		Field Goals		3-Point		F-Throws		Rebounds				Scoring				
						FG-FGA	FG%	3FG-3FGA	3FG%	FT-FTA	FT%	OFF	DEF	TOT	AVG	PF-FO	A	TO	BLK	STL
2018-19	CCU	26-24		797/30.6		74-163	.454	13-43	.302	60-78	.769	9	98	107	4.1	48-0	123	67	4	34
2019-20	CCU	6-6		183/30.5		23-52	.442	2-4	.500	17-18	.944	7	18	25	4.2	10-0	29	9	0	10
2020-21	CCU	26-26		856/32.9		70-160	.438	11-37	.297	45-60	.750	21	124	145	5.6	42-0	143	78	3	40
2021-22	CCU	32-31		1063/33.2		85-185	.459	11-31	.355	77-96	.802	19	133	152	4.8	55-1	173	92	0	45
2023-24	USC	1-0		3/2.8		0-1	.000	0-0	.000	0-0	.000	0	0	0	0.0	1-0	1	1	0	0
TOTAL FOR USC		1-0		3/2.8		0-1	.000	0-0	.000	0-0	.000	0	0	0	0.0	1-0	1	1	0	0
TOTAL		91-87		2902/31.9		252-561	.449	37-115	.322	199-252	.790	56	373	429	4.7	156-1	469	247	7	129

1

## JACOBI WRIGHT

Jr. • Guard • 6-2 • 182 • Fort Mill, S.C. // Legacy Early College (Greenville, S.C.)

## CAREER HIGHS

## Single Game Highs

Statistic	Value
Points	18 at LSU 02/18/23, vs Alabama 02/22/23
Rebounds	6 vs Georgetown 12/05/21, vs Eastern Mich. 12/30/22
Assists	6 vs Georgetown 12/05/21
Steals	2 9 times
Blocks	1 vs Florida 01/15/22, vs Davidson 11/18/22, vs Elon 12/22/23
FG Made	7 vs Alabama 02/22/23
FG Attempts	12 vs USC Upstate 11/25/22
3FG Made	5 at LSU 02/18/23
3FG Attempts	8 at LSU 02/18/23
FT Made	5 vs Georgia 03/04/23
FT Attempts	8 vs Georgia 03/04/23

## SUPERLATIVES

	'23-24	Career
Double-figure scoring	7	18
Double-figure assists	-	-
Double-double	-	-
5+ assists	1	2
2+ steals	2	9
Team high scoring	-	-
Team high rebounding	-	-
Team high assists	3	21
Team high steals	5	11

includes led, or shared team high



INSTAGRAM: @\_jacobi

TWITTER: @JacobiWright

TIKTOK: @\_jacobiwright

## 2023-24 GAME-BY-GAME

Opponent	Date	GS	MIN	Total FG-FGA	PCT	3-Pointers 3FG-3FGA	PCT	Free throws FT-FTA	PCT	Rebounds OFF DEF TOT AVG	PF	A	TO	BLK	STL	PTS	AVG
USC Upstate	11/06/2023		20:49	4-7	.571	1-1	1.000	0-0	.000	1 2 3 3.0	1	2	1	0	0	9	9.0
vs Virginia Tech	11/10/2023		22:13	4-7	.571	1-2	.500	3-3	1.000	0 1 1 2.0	2	0	2	0	1	12	10.5
VMI	11/13/2023		25:29	3-7	.429	2-2	1.000	1-2	.500	0 3 3 2.3	2	2	1	0	1	9	10.0
vs DePaul	11/17/2023		24:27	2-5	.400	0-2	.000	2-2	1.000	0 3 3 2.5	2	2	2	0	0	6	9.0
vs Grand Canyon	11/19/2023		25:49	4-5	.800	0-0	.000	2-2	1.000	0 1 1 2.2	1	3	1	0	1	10	9.2
Notre Dame	11/28/2023		26:14	1-5	.200	1-2	.500	4-4	1.000	1 0 1 2.0	1	2	1	0	1	7	8.8
George Washington	12/01/2023		19:48	1-6	.167	1-3	.333	2-2	1.000	1 2 3 2.1	0	3	0	0	0	5	8.3
at Clemson	12/06/2023		20:44	0-5	.000	0-2	.000	0-0	.000	0 1 1 2.0	0	1	1	0	0	0	7.3
at East Carolina	12/09/2023		19:21	0-4	.000	0-4	.000	0-0	.000	1 2 3 2.1	0	3	1	0	0	0	6.4
Charleston So.	12/16/2023		21:39	2-4	.500	0-1	.000	0-0	.000	1 2 3 2.2	0	1	0	0	0	4	6.2
Winthrop	12/19/2023		21:00	3-5	.600	1-2	.500	0-0	.000	0 0 0 2.0	3	2	0	0	2	7	6.3
Elon	12/22/2023	*	27:01	4-9	.444	0-4	.000	2-2	1.000	0 3 3 2.1	2	3	1	1	2	10	6.6
Florida A&M	12/30/2023		18:20	1-8	.125	0-5	.000	3-5	.600	0 0 0 1.9	1	2	1	0	1	5	6.5
Mississippi St.	01/06/2024		11:12	1-4	.250	1-2	.500	0-0	.000	0 1 1 1.9	0	1	0	0	0	3	6.2
at Alabama	01/09/2024		20:46	1-3	.333	0-1	.000	0-0	.000	0 0 0 1.7	2	0	0	0	0	2	5.9
at Missouri	01/13/2024		29:26	3-8	.375	1-2	.500	4-4	1.000	0 3 3 1.8	3	0	1	0	0	11	6.3
Georgia	01/16/2024		27:28	3-8	.375	0-4	.000	1-2	.500	0 1 1 1.8	2	0	2	0	0	7	6.3
at Arkansas	01/20/2024		26:18	2-7	.286	1-5	.200	0-0	.000	0 0 0 1.7	3	5	0	0	0	5	6.2
Kentucky	01/23/2024		27:16	4-8	.500	4-6	.667	2-4	.500	0 2 2 1.7	1	1	0	0	1	14	6.6
Missouri	01/27/2024		25:39	3-5	.600	2-4	.500	3-4	.750	0 4 4 1.8	2	3	0	0	1	11	6.9
at Tennessee	01/30/2024		26:53	1-4	.250	1-2	.500	0-0	.000	1 2 3 1.9	3	1	0	0	0	3	6.7
at Georgia	02/03/2024		17:49	1-4	.250	0-2	.000	0-0	.000	1 2 3 1.9	0	4	0	0	0	2	6.5
Ole Miss	02/06/2024		15:31	1-3	.333	1-3	.333	0-0	.000	1 0 1 1.9	1	1	0	0	0	3	6.3
Vanderbilt	02/10/2024		20:09	1-3	.333	1-2	.500	0-0	.000	0 0 0 1.8	1	3	0	0	0	3	6.2
at Auburn	02/14/2024		20:45	0-3	.000	0-1	.000	0-2	.000	1 0 1 1.8	3	1	0	0	0	0	5.9
LSU	02/17/2024		21:55	3-7	.429	2-5	.400	0-0	.000	0 1 1 1.7	1	0	0	0	1	8	6.0
at Ole Miss	02/24/2024		26:18	4-7	.571	2-3	.667	0-0	.000	1 1 2 1.7	4	3	1	0	1	10	6.1
<b>Totals</b>		<b>1</b>	<b>610:19</b>	<b>57-151</b>	<b>.377</b>	<b>23-72</b>	<b>.319</b>	<b>29-38</b>	<b>.763</b>	<b>10 37 47 1.7</b>	<b>41</b>	<b>49</b>	<b>16</b>	<b>1</b>	<b>13</b>	<b>166</b>	<b>6.1</b>

## Player Averages

Games Played	Minutes/game	Points/game	FG Pct	3FG Pct	FT Pct	Rebounds/game	Assists/game	Turnovers/game	Assist/Turnover ratio	Steals/game	Blocks/game
27	22.6	6.1	37.7	31.9	76.3	1.7	1.8	0.6	3.1	0.5	0.0

## PLAYER BIO

## AWARDS/HONORS

- SEC Academic Honor Roll – 2021-22, 2022-23
- SEC Community Service Team – 2022

## 2023-24

- Back-to-back double-figure scoring games for the first time this season against No. 6/6 Kentucky (14) and Missouri (11).
- Vital off the bench in Carolina's 79-62 win over No. 6/6 Kentucky on Jan. 23, 2024. Had 14 points knocking down four triples.
- Seven double figure games this season ; team 7-0 when he scores 10+
- Made first start of season in place of injured Meechie Johnson in blowout win over Elon (Dec. 22) ; had 10 points, three assists and team-high two steals

## CAREER HIGHLIGHTS

- Became key contributor in sophomore campaign, playing in 32 games with 15 starts including the final nine games of the season
- Averaged 7.3 points, 2.1 rebounds and 1.8 assists per game ; scored in double figures nine times and dished out three or more assists on 10 occasions
- Came off the bench in rivalry win vs. Clemson (Nov. 11) and had 10 points, four rebounds and two assists
- Had 13 points off the bench in overtime game at Georgia (Jan. 28) ; was his first career SEC game in double figures
- Led the team to a comeback victory on the road at Ole Miss (Feb. 11) with 17 points, five rebounds and four assists ; nailed a go-ahead corner 3 with 44 seconds remaining in the 64-61 victory
- Led the team to victory again on the road with a career-high 18 points at LSU (Feb. 18) ; went 5-of-8 from behind the arc, marking career highs in both categories
- Scored 18 points again the ensuing game vs. No. 2/2 Alabama (Feb. 22) ; went 7-of-10 from the field and 4-for-4 at the free throw line in the back-and-forth, overtime thriller
- Appeared in 31 games making nine starts in first season on campus in 2021-22
- Averaged 3.4 points, 1.8 assists and 1.6 rebounds per game

## PERSONAL

- Son of Chris and Mikisha Wright ; has a younger sister, Kiana
- His advice to young people is "believe in yourself, or nobody else will, everyone's journey is different."
- Began playing basketball at the age of five
- Lists Devin Booker as his favorite professional basketball player
- A sport and entertainment management major

## CAREER STATS

SEASON	TEAM	GP-GS	MIN/AVG	Field Goals FG-FGA	FG%	3-Point 3FG-3FGA	3FG%	F-Throws FT-FTA	FT%	Rebounds OFF DEF TOT AVG	PF-FO	A	TO	BLK	STL	Scoring PTS	AVG
2021-22	USC	30-9	465/15.5	36-113	.319	11-43	.256	20-28	.714	7 40 47 1.6	36-0	55	38	1	15	103	3.4
2022-23	USC	32-15	941/29.4	82-207	.396	28-80	.350	42-57	.737	14 53 67 2.1	56-0	57	31	1	17	234	7.3
2023-24	USC	27-1	610/22.6	57-151	.377	23-72	.319	29-38	.763	10 37 47 1.7	41-0	49	16	1	13	166	6.1
<b>TOTAL</b>		<b>89-25</b>	<b>2016/22.6</b>	<b>175-471</b>	<b>.372</b>	<b>62-195</b>	<b>.318</b>	<b>91-123</b>	<b>.740</b>	<b>31 130 161 1.8</b>	<b>133-0</b>	<b>161</b>	<b>85</b>	<b>3</b>	<b>45</b>	<b>503</b>	<b>5.7</b>



2

B.J. MACK

Gr. • Forward • 6-8 • 260 • Charlotte, N.C. // Wofford

## CAREER HIGHS

## Single Game Highs

Statistic	Value
Points	28 at Gardner-Webb 12/08/21, at UNC Greensboro 02/12/23
Rebounds	13 at Gardner-Webb 12/08/21, vs VMI 11/13/23
Assists	6 vs Hampton 11/19/21
Steals	3 at Chattanooga 01/25/23, vs VMI 11/13/23
Blocks	2 11 times
FG Made	10 at Gardner-Webb 12/08/21, at ETSU 01/08/22
FG Attempts	20 at UNC Greensboro 02/12/23
3FG Made	5 at UNC Greensboro 02/12/23, vs Vanderbilt 02/10/24
3FG Attempts	9 vs Vanderbilt 02/10/24
FT Made	9 vs Samford 01/28/23, vs Grand Canyon 11/19/23
FT Attempts	11 at Gardner-Webb 12/08/21, vs Missouri 01/27/24

## SUPERLATIVES

	'23-24	Career
Double-figure scoring	18	79
Double-figure rebounding	1	8
Double-double	1	8
5+ assists	-	3
2+ blocks	4	11
3+ steals	1	2
Team high scoring	8	8*
Team high rebounding	8	8*
Team high assists	1	1*
Team high blocks	7	7*

includes led, or shared team high ; \* Carolina ONLY



INSTAGRAM: @thebjmack

TWITTER: @thebjmack33

TIKTOK: @thebjmack

## 2023-24 GAME-BY-GAME

Opponent	Date	GS	MIN	Total		3-Pointers		Free throws		Rebounds				PF	A	TO	BLK	STL	PTS	AVG	
				FG-FGA	PCT	3FG-3FGA	PCT	FT-FTA	PCT	OFF	DEF	TOT	AVG								
USC Upstate	11/06/2023	*	20:02	4-9	.444	3-6	.500	2-2	1.000	1	2	3	3.0	3	1	2	1	0	13	13.0	
vs Virginia Tech	11/10/2023	*	25:46	9-16	.563	1-4	.250	0-1	.000	1	5	6	4.5	3	1	1	0	0	19	16.0	
VMI	11/13/2023	*	28:52	5-11	.455	1-3	.333	6-7	.857	6	7	13	7.3	0	0	0	1	3	17	16.3	
vs DePaul	11/17/2023	*	15:59	2-5	.400	0-3	.000	0-0	.000	0	1	1	5.8	4	1	4	0	0	4	13.3	
vs Grand Canyon	11/19/2023	*	26:23	7-12	.583	4-7	.571	9-9	1.000	1	2	3	5.2	4	2	2	0	1	27	16.0	
Notre Dame	11/28/2023	*	26:49	6-15	.400	1-5	.200	4-5	.800	1	3	4	5.0	2	2	0	0	1	17	16.2	
George Washington	12/01/2023	*	24:09	7-13	.538	4-8	.500	2-2	1.000	1	2	3	4.7	1	1	0	2	1	20	16.7	
at Clemson	12/06/2023	*	31:39	3-13	.231	0-6	.000	4-6	.667	1	6	7	5.0	2	1	2	1	0	10	15.9	
at East Carolina	12/09/2023	*	27:42	4-11	.364	1-4	.250	4-7	.571	1	7	8	5.3	4	2	0	1	0	13	15.6	
Charleston So.	12/16/2023	*	23:55	7-14	.500	2-6	.333	0-0	.000	0	4	4	5.2	1	2	1	0	0	16	15.6	
Winthrop	12/19/2023	*	24:21	3-9	.333	0-1	.000	2-2	1.000	2	5	7	5.4	3	3	3	2	0	8	14.9	
Elon	12/22/2023	*	23:34	4-10	.400	1-2	.500	0-0	.000	2	0	2	5.1	2	3	1	0	1	9	14.4	
Florida A&M	12/30/2023	*	18:38	3-3	1.000	1-1	1.000	2-2	1.000	0	5	5	5.1	1	0	0	2	1	9	14.0	
Mississippi St.	01/06/2024	*	30:01	1-9	.111	0-3	.000	3-6	.500	2	4	6	5.1	3	0	0	2	1	5	13.4	
at Alabama	01/09/2024	*	26:31	2-10	.200	1-4	.250	2-2	1.000	2	4	6	5.2	1	1	4	0	1	7	12.9	
at Missouri	01/13/2024	*	26:41	7-13	.538	1-5	.200	6-6	1.000	2	2	4	5.1	0	2	2	0	0	21	13.4	
Georgia	01/16/2024	*	27:35	5-13	.385	1-6	.167	5-6	.833	3	2	5	5.1	3	0	1	1	0	16	13.6	
at Arkansas	01/20/2024	*	24:20	6-10	.600	3-4	.750	3-5	.600	1	8	9	5.3	1	3	0	0	0	18	13.8	
Kentucky	01/23/2024	*	28:29	3-13	.231	2-5	.400	0-0	.000	0	6	6	5.4	2	1	1	0	0	8	13.5	
Missouri	01/27/2024	*	25:48	6-11	.545	2-5	.400	7-11	.636	2	3	5	5.4	2	1	2	1	0	21	13.9	
at Tennessee	01/30/2024	*	26:22	4-15	.267	1-8	.125	7-8	.875	1	4	5	5.3	3	1	2	0	0	16	14.0	
at Georgia	02/03/2024	*	18:06	3-10	.300	0-3	.000	3-5	.600	0	1	1	5.1	1	1	3	0	0	9	13.8	
Ole Miss	02/06/2024	*	23:25	2-9	.222	0-4	.000	2-4	.500	1	2	3	5.0	2	0	2	0	0	6	13.4	
Vanderbilt	02/10/2024	*	23:51	6-13	.462	5-9	.556	1-1	1.000	1	5	6	5.1	2	2	0	0	0	18	13.6	
at Auburn	02/14/2024	*	21:12	3-7	.429	1-2	.500	7-8	.875	1	0	1	4.9	2	0	1	0	0	14	13.6	
LSU	02/17/2024	*	26:31	8-13	.615	1-3	.333	1-1	1.000	1	8	9	5.1	1	3	1	0	0	18	13.8	
at Ole Miss	02/24/2024	*	26:26	6-13	.462	3-7	.429	2-3	.667	0	2	2	5.0	3	2	0	0	0	17	13.9	
Totals			27	673:09	126-300	.420	40-124	.323	84-109	.771	34	100	134	5.0	56	36	35	14	10	376	13.9

## Player Averages

Games Played	Minutes/ game	Points/ game	FG Pct	3FG Pct	FT Pct	Rebounds/ game	Assists/ game	Turnovers/ game	Assist/Turnover ratio	Steals/ game	Blocks/ game
27	24.9	13.9	42.0	32.3	77.1	5.0	1.3	1.3	1.0	0.4	0.5

## PLAYER BIO

## AWARDS/HONORS

- NABC First Team All-District (2022, 2023)
- First Team All-SoCon (2023)
- Second Team All-SoCon (2022)
- Arizona Tip-Off All-Tournament Team/MVP (2023)
- SoCon All-Tournament Team (2022)
- SoCon Academic Honor Roll (2022)

## 2023-24

- Double-figure scoring in four straight games.
- Had 18 points and tied a career-high with five 3s in win vs. Vanderbilt on Feb. 10.
- Scored 16 points and grabbed five rebounds in win at No. 5/5 Tennessee on Jan. 30.
- Led Carolina with 21 points in win vs. Missouri on Jan. 27. Team is 4-0 when he scores 20+.
- Led team with 18 points and nine rebounds in road win at Arkansas (Jan. 20). Scored in double-figures in three consecutive games.
- Led team with 21 points in road win at Missouri (Jan. 13)
- Had second 20 point game of season in blowout win over George Washington (Dec. 1); hit four 3s as team made school record 18 triples
- Named Arizona Tip-Off MVP after scoring 21 of his 27 points in the second half of the title game against Grand Canyon (Nov. 19); hit four 3s and went 9-for-9 at the FT line
- 17 points and 13 rebounds for 8th career double-double in 74-64 win over VMI (Nov. 13)
- Scored game-winning bucket with 20 sec. remaining in 79-77 win over Virginia Tech (Nov. 10) in the Hall of Fame Series at the Spectrum Center; 15 of his 19 pts came in 2nd half

## CAREER HIGHLIGHTS

- In 85 games played (69 starts) in three seasons at Wofford (2020-23), Mack averaged 14.1 points, 5.2 rebounds and 1.5 assists per game
- Started all 32 games in 2022-23 and averaged 16.6 points, 5.6 rebounds and 1.4 assists per game
- Started all 32 games again in 2021-22, averaging 16.5 points, 6.1 rebounds and 2.2 assists per game; shot 53.6 percent (199-of-371) from the field and 44.8 percent from 3 (39-of-87)
- Owned a career 50.6 (443-of-876) field goal percentage for the Terriers
- A threat from behind the arc, shot 36.6 percent (108-of-295) from distance in his three seasons at Wofford
- Shot a career-best 44.8 percent (39-of-87) from 3-point territory as a junior in 2021-22; also a career 82.1 percent (211-of-257) free throw shooter
- Began his college career at USF in 2019-20 and averaged 2.1 points and 1.2 rebounds per game in limited action for the Bulls
- Chose the Gamecocks over offers from Alabama, Iowa, Arkansas, LSU, Vanderbilt, Florida and Ole Miss

## PERSONAL

- Son of Brian and Larrietta Mack – has a younger sister, Briah
- Graduated with a degree in sociology and anthropology from Wofford
- Two of his uncles helped construct the safe rooms at The White House
- Favorite food is Chipotle and favorite movie is Rush Hour 3
- Dream car is Lamborghini Urus truck

## CAREER STATS

				Field Goals		3-Point		F-Throws		Rebounds				Scoring						
SEASON	TEAM	GP-GS	MIN/AVG	FG-FGA	FG%	3FG-3FGA	3FG%	FT-FTA	FT%	OFF	DEF	TOT	AVG	PF-FO	A	TO	BLK	STL	PTS	AVG
2019-20	USF	19-0	142/7.5	15-34	.441	3-14	.214	6-6	1.000	5	18	23	1.2	13-0	1	4	3	2	39	2.1
2020-21	WOF	21-5	374/17.8	53-117	.453	17-53	.321	19-22	.864	21	49	70	3.3	44-1	14	24	9	8	142	6.8
2021-22	WOF	32-32	917/28.7	199-371	.536	39-87	.448	90-110	.818	74	123	197	6.2	66-0	70	78	17	20	527	16.5
2022-23	WOF	32-32	996/31.1	191-388	.492	52-155	.335	96-119	.807	36	142	178	5.6	53-0	44	45	14	19	530	16.6
2023-24	USC	27-27	673/24.9	126-300	.420	40-124	.323	84-109	.771	34	100	134	5.0	56-0	36	35	14	10	376	13.9
TOTAL FOR USC		27-27	673/24.9	126-300	.420	40-124	.323	84-109	.771	34	100	134	5.0	56-0	36	35	14	10	376	13.9
TOTAL		131-96	3103/23.7	584-1210	.483	151-433	.349	295-366	.806	170	432	602	4.6	232-1	165	186	57	59	1614	12.3

4

## STEPHEN CLARK

Gr. • Forward • 6-8 • 208 • Charlotte, N.C. // The Citadel

## CAREER HIGHS

## Single Game Highs

Statistic	Value
Points	28 vs Western Caro. 01/14/23
Rebounds	15 at South Carolina St. 11/28/21
Assists	8 5 times
Steals	4 vs Furman 02/15/23
Blocks	6 at Western Caro. 01/05/22
FG Made	11 vs Presbyterian 11/10/22, vs IUPUI 11/25/22, vs ETSU 01/11/23
FG Attempts	20 vs Western Caro. 01/14/23
3FG Made	2 5 times
3FG Attempts	5 vs VMI 02/02/23
FT Made	7 vs Western Caro. 01/14/23
FT Attempts	11 at Furman 01/04/23

## SUPERLATIVES

	'23-24	Career
Double-figure scoring	1	50
Double-figure rebounding	-	11
Double-double	-	11
5+ assists	-	19
3+ steals	-	8
2+ blocks	2	58
Team high scoring	-	-
Team high rebounding	1	1*
Team high assists	-	-
Team high blocks	8	8*

includes led, or shared team high ; \* Carolina ONLY



INSTAGRAM: @stephen\_clark4

TWITTER: @stephen\_clark1

## 2023-24 GAME-BY-GAME

Opponent	Date	GS	MIN	Total		3-Pointers		Free throws		Rebounds				PF	A	TO	BLK	STL	PTS	AVG	
				FG-FGA	PCT	3FG-3FGA	PCT	FT-FTA	PCT	OFF	DEF	TOT	AVG								
USC Upstate	11/06/2023	*	14:53	2-4	.500	0-0	.000	0-0	.000	0	2	2	2.0	2	2	4	1	0	4	4.0	
vs Virginia Tech	11/10/2023	*	12:10	1-3	.333	0-0	.000	0-0	.000	1	1	2	2.0	1	1	0	0	0	2	3.0	
VMI	11/13/2023	*	11:56	3-6	.500	1-2	.500	0-0	.000	0	2	2	2.0	3	1	1	1	0	7	4.4	
vs DePaul	11/17/2023	*	11:16	1-1	1.000	0-0	.000	0-0	.000	0	2	2	2.0	2	2	0	1	0	2	3.8	
vs Grand Canyon	11/19/2023	*	20:36	3-3	1.000	0-0	.000	0-0	.000	0	1	1	1.8	4	2	1	1	0	6	4.2	
Notre Dame	11/28/2023	*	05:13	0-0	.000	0-0	.000	0-0	.000	0	0	1	1.5	1	0	0	1	0	0	3.5	
George Washington	12/01/2023	*	08:42	0-0	.000	0-0	.000	0-0	.000	1	4	5	2.0	3	0	1	2	0	0	3.0	
at Clemson	12/06/2023	*	16:29	3-5	.600	1-2	.500	3-3	1.000	1	4	5	2.4	3	0	1	1	1	10	3.9	
at East Carolina	12/09/2023	*	14:12	0-3	.000	0-1	.000	1-2	.500	0	1	1	2.2	4	2	0	3	0	1	3.6	
Charleston So.	12/16/2023	*	10:52	1-1	1.000	0-0	.000	0-0	.000	1	1	2	2.2	0	1	1	0	0	2	3.4	
Winthrop	12/19/2023	*	10:45	2-5	.400	0-0	.000	0-0	.000	1	1	2	2.2	1	0	0	1	0	4	3.5	
Elon	12/22/2023	*	10:54	1-4	.250	0-0	.000	1-2	.500	1	2	3	2.3	0	0	0	0	0	3	3.4	
Florida A&M	12/30/2023	*	19:28	2-3	.667	0-0	.000	0-0	.000	2	7	9	2.8	1	4	0	1	0	4	3.5	
Mississippi St.	01/06/2024	*	12:56	0-0	.000	0-0	.000	0-0	.000	1	0	1	2.6	1	0	3	0	0	0	3.2	
at Alabama	01/09/2024	*	08:50	0-2	.000	0-1	.000	0-0	.000	1	0	1	2.5	1	0	1	0	0	0	3.0	
at Missouri	01/13/2024		08:52	1-1	1.000	0-0	.000	1-2	.500	2	0	2	2.5	1	0	0	0	0	3	3.0	
Georgia	01/16/2024		00:08	0-0	.000	0-0	.000	0-0	.000	0	1	1	2.4	0	0	0	0	0	0	2.8	
at Arkansas	01/20/2024		13:15	0-0	.000	0-0	.000	1-2	.500	2	2	4	2.5	3	1	1	0	0	1	2.7	
Kentucky	01/23/2024		08:11	1-2	.500	0-0	.000	1-3	.333	0	0	0	2.4	2	1	0	0	0	3	2.7	
Missouri	01/27/2024		06:33	0-0	.000	0-0	.000	0-0	.000	0	1	1	2.3	1	1	0	0	1	0	2.6	
at Auburn	02/14/2024		05:59	0-0	.000	0-0	.000	1-2	.500	0	1	1	2.2	3	0	0	0	0	1	2.5	
LSU	02/17/2024		08:51	1-3	.333	0-1	.000	0-0	.000	1	2	3	2.3	1	0	0	0	0	2	2.5	
at Ole Miss	02/24/2024		07:44	0-0	.000	0-0	.000	0-0	.000	0	2	2	2.3	0	1	0	0	1	0	2.4	
Totals			15	248:43	22-46	.478	2-7	.286	9-16	.563	15	37	52	23.3	38	19	14	13	3	55	2.4

## Player Averages

Games Played	Minutes/ game	Points/ game	FG Pct	3FG Pct	FT Pct	Rebounds/ game	Assists/ game	Turnovers/ game	Assist/Turnover ratio	Steals/ game	Blocks/ game
23	10.8	2.4	47.8	28.6	56.3	2.3	0.8	0.6	1.4	0.1	0.6

## PLAYER BIO

## AWARDS/HONORS

- SoCon Honor Roll (2019-20)

## 2023-24

- Has recorded a block in 10 games this season.
- Had season-high three blocks in win at East Carolina (Dec. 9) in team's first true road victory of the season.

## CAREER HIGHLIGHTS

- Played in 109 games, making 88 starts in four seasons at The Citadel (2019-23) ; had 48 career games in double figures
- Averaged 9.5 points, 5.1 rebounds, 2.6 assists and 1.8 blocks per game
- Scored 1,038 career points for the Bulldogs
- Shot 52.1 percent from the field for his career (428-of-821)
- Had the best season of his career as a senior in 2022-23, averaging 16.3 points, 6.5 rebounds, 2.8 assists and 1.8 blocks per game
- Logged 10, 20-point performances in final season in Charleston ; scored career-high 28 points in a 65-51 win over Western Carolina (1/14/23)
- Averaged 9.7 points, 6.1 rebounds, 3.6 assists and 2.4 blocks per game as a junior in 2021-22 ; shot 53.9 percent from the floor (125-of-232)

## PERSONAL

- Son of Drew and Missy Clark
- Graduated from The Citadel with a degree in mechanical engineering
- Favorite pregame meal is steak and potatoes
- Winning is what motivates him
- His biggest red flag in a person is if they are on social media too much

## CAREER STATS

				Field Goals		3-Point		F-Throws		Rebounds									Scoring	
SEASON	TEAM	GP-GS	MIN/AVG	FG-FGA	FG%	3FG-3FGA	3FG%	FT-FTA	FT%	OFF	DEF	TOT	AVG	PF-FO	A	TO	BLK	STL	PTS	AVG
2019-20	Cit	21-7	326/15.5	31-62	.500	3-19	.158	4-8	.500	11	29	40	1.9	27-0	23	24	16	8	69	3.3
2020-21	Cit	25-18	584/23.4	62-100	.620	2-12	.167	22-41	.537	30	86	116	4.6	49-0	53	41	46	19	148	5.9
2021-22	Cit	31-31	981/31.6	125-232	.539	10-35	.286	40-73	.548	41	147	188	6.1	96-4	112	72	75	19	300	9.7
2022-23	Cit	32-32	1106/34.6	210-427	.492	11-49	.224	90-134	.672	49	160	209	6.5	80-6	91	94	58	29	521	16.3
2023-24	USC	23-15	249/10.8	22-46	.478	2-7	.286	9-16	.563	15	37	52	2.3	38-0	19	14	13	3	55	2.4
TOTAL FOR USC		23-15	249/10.8	22-46	.478	2-7	.286	9-16	.563	15	37	52	2.3	38-0	19	14	13	3	55	2.4
TOTAL		132-103	3246/24.6	450-867	.519	28-122	.230	165-272	.607	146	459	605	4.6	290-10	298	245	208	78	1093	8.3

5

## MEECHIE JOHNSON

Jr. • Guard • 6-2 • 184 • Cleveland, Ohio // Ohio State

## CAREER HIGHS

## Single Game Highs

Statistic	Value
Points	29 vs Notre Dame 11/28/23
Rebounds	8 vs George Washington 12/01/23
Assists	8 at Georgetown 12/03/22, vs Ole Miss 02/06/24
Steals	4 vs Bowling Green 11/15/21
Blocks	1 8 times
FG Made	9 at Kentucky 01/10/23, vs Notre Dame 11/28/23, vs George Washington 12/01/23
FG Attempts	18 vs Alabama 02/22/23, at Alabama 01/09/24
3FG Made	6 vs Western Ky. 12/22/22, at Kentucky 01/10/23, at Clemson 12/06/23
3FG Attempts	11 vs Western Ky. 12/22/22
FT Made	9 vs Mississippi St. 01/06/24
FT Attempts	11 vs Georgia 03/04/23, vs DePaul 11/17/23, vs Mississippi St. 01/06/24

## SUPERLATIVES

	'23-24	Career
Double-figure scoring	17	39
Double-figure assists	-	-
Double-double	-	-
5+ assists	6	15
3+ steals	1	3
Team high scoring	11	18*
Team high rebounding	6	7*
Team high assists	10	29*
Team high steals	11	20*

includes led, or shared team high ; \* Carolina ONLY



INSTAGRAM: @meechie.1

TWITTER: @MeechieJohnson0

TIKTOK: @meechie.1

## 2023-24 GAME-BY-GAME

Opponent	Date	GS	MIN	Total		3-Pointers		Free throws		Rebounds				PF	A	TO	BLK	STL	PTS	AVG	
				FG-FA	PCT	3FG-3FGA	PCT	FT-FTA	PCT	OFF	DEF	TOT	AVG								
USC Upstate	11/06/2023	*	25:03	4-5	.800	2-2	1.000	5-8	.625	0	5	5	5.0	3	3	2	0	1	15	15.0	
vs Virginia Tech	11/10/2023	*	28:40	4-8	.500	1-4	.250	2-2	1.000	0	4	4	4.5	1	5	4	0	0	11	13.0	
VMI	11/13/2023	*	22:39	4-16	.250	1-6	.167	4-7	.571	1	1	2	3.7	1	0	1	0	1	13	13.0	
vs DePaul	11/17/2023	*	28:47	8-16	.500	1-7	.143	7-11	.636	2	3	5	4.0	5	1	1	0	2	24	15.8	
vs Grand Canyon	11/19/2023	*	31:31	4-10	.400	1-3	.333	0-0	.000	0	6	6	4.4	2	2	3	0	0	9	14.4	
Notre Dame	11/28/2023	*	34:55	9-15	.600	4-9	.444	7-8	.875	0	5	5	4.5	4	1	1	0	1	29	16.8	
George Washington	12/01/2023	*	28:14	9-16	.563	5-7	.714	1-1	1.000	1	7	8	5.0	1	0	0	1	1	24	17.9	
at Clemson	12/06/2023	*	29:57	8-16	.500	6-10	.600	4-4	1.000	2	1	3	4.8	1	4	1	0	3	26	18.9	
at East Carolina	12/09/2023	*	27:28	5-8	.625	1-4	.250	4-4	1.000	0	1	1	4.3	2	2	2	0	1	15	18.4	
Charleston So.	12/16/2023	*	24:54	4-16	.250	2-8	.250	5-5	1.000	2	4	6	4.5	1	2	0	0	0	15	18.1	
Winthrop	12/19/2023	*	33:21	6-16	.375	0-5	.000	8-8	1.000	0	2	2	4.3	2	5	0	0	1	20	18.3	
Florida A&M	12/30/2023	*	22:05	3-12	.250	1-5	.200	4-4	1.000	2	0	2	4.1	1	6	3	0	1	11	17.7	
Mississippi St.	01/06/2024	*	32:25	6-12	.500	3-7	.429	9-11	.818	1	5	6	4.2	1	2	2	0	1	24	18.2	
at Alabama	01/09/2024	*	27:51	6-18	.333	2-9	.222	2-2	1.000	0	4	4	4.2	1	2	4	0	2	16	18.0	
at Missouri	01/13/2024	*	28:20	2-6	.333	1-4	.250	0-0	.000	0	4	4	4.2	2	3	5	0	1	5	17.1	
Georgia	01/16/2024	*	31:28	6-11	.545	4-7	.571	3-4	.750	0	4	4	4.2	5	1	1	0	1	19	17.3	
at Arkansas	01/20/2024	*	32:17	2-7	.286	2-3	.667	2-3	.667	0	7	7	4.4	1	2	2	0	0	8	16.7	
Kentucky	01/23/2024	*	29:37	5-10	.500	2-5	.400	2-2	1.000	1	2	3	4.3	3	4	1	1	0	14	16.6	
Missouri	01/27/2024	*	24:12	0-9	.000	0-7	.000	0-0	.000	0	1	1	4.1	2	3	0	0	1	0	15.7	
at Tennessee	01/30/2024	*	29:52	1-8	.125	1-5	.200	0-0	.000	0	6	6	4.2	4	6	0	0	2	3	15.1	
at Georgia	02/03/2024	*	31:58	4-8	.500	3-5	.600	0-0	.000	0	4	4	4.2	1	3	0	0	0	11	14.9	
Ole Miss	02/06/2024	*	32:25	2-9	.222	1-6	.167	1-2	.500	1	4	5	4.2	0	8	1	0	1	6	14.5	
Vanderbilt	02/10/2024	*	28:39	3-7	.429	0-4	.000	0-0	.000	0	3	3	4.2	2	5	2	0	1	6	14.1	
at Auburn	02/14/2024	*	27:33	8-17	.471	2-6	.333	4-4	1.000	0	7	7	4.3	3	2	2	0	1	22	14.4	
LSU	02/17/2024	*	26:44	0-4	.000	0-1	.000	0-0	.000	0	0	0	4.1	1	4	1	0	1	0	13.8	
at Ole Miss	02/24/2024	*	29:53	1-11	.091	1-3	.333	2-2	1.000	1	6	7	4.2	3	2	3	0	2	5	13.5	
Totals			26	750:47	114-291	.392	47-142	.331	76-92	.826	14	96	110	42	53	78	42	3	25	351	13.5

## Player Averages

Games Played	Minutes/game	Points/game	FG Pct	3FG Pct	FT Pct	Rebounds/game	Assists/game	Turnovers/game	Assist/Turnover ratio	Steals/game	Blocks/game
26	28.9	13.5	39.2	33.1	82.6	4.2	3.0	1.6	1.9	1.0	0.1

## PLAYER BIO

## AWARDS/HONORS

- Lute Olson Award Mid-Season Watch List - 1/10/24
- SEC Player of the Week - 1/8/24
- SEC Academic Honor Roll - 2022-23
- Big Ten Academic Honor Roll - 2021-22

## 2023-24

- Led Carolina in points (22), rebounds (7) and assists (2) at #13/12 Auburn.
- 30 assists over his last seven games, leading the team in helpers in four of the seven contests.
- Missed first and only game of season against Elon (Dec. 22) with right knee injury
- Double-figures in 17 of 26 games to start the year with a team-leading seven games with 20 or more points; team is 8-3 last two seasons when he scores 20 or more
- His 39.2 percent FG% is a career-high so far this season
- Made 27-straight FTs in a recent stretch; has made 58-of-64 (90.6%) dating back to win over ND (Nov. 28)
- Had 24 (15 in second half) in SEC opener vs. Miss. State (Jan. 6); performance earned him SEC POTW honors for first time in career
- Led team with 20 points in win over Winthrop (Dec. 19)
- Had game-high 26 points at No. 24/20 Clemson (Dec. 6)
- Led team with 24 points in blowout win over George Washington (Dec. 1); hit five 3s as team made school record 18 triples; also led the team with eight rebounds in the game
- Had career-high 29 points in ACC/SEC Challenge win over Notre Dame (Nov. 28); hit four 3s in the game

## CAREER HIGHLIGHTS

- Played in 30 games, making 29 starts in first season on campus in 2022-23; was team's second leading scorer, averaging 12.7 points per game; led the Gamecocks averaging 3.6 assists per contest, which ranked eighth in the SEC
- Scored in double figures 20 times with four 20-point performances (team 3-1 in those games); had 15 games with four or more assists
- Only player on the team to start all 18 SEC games and led the team in scoring (13.7 ppg) and assists (3.5 apg)
- Shot 32.7 percent (70-of-214) and was one of eight players in the SEC to make 70 3s on the year; had 11 games with three or more makes from behind the arc
- Led the team with a 76.3 percent (58-of-76) clip at the free throw line; was 44-of-50 (88.0 percent) at the line in SEC play
- After a slow start to the year, burst onto the scene with 17 points, eight assists and seven rebounds in a comeback road win in overtime at Georgetown (12/3/22); hit the game-winning 3 with 25.9 seconds to go as Carolina prevailed, 74-71; would go on to score in double-figures nine straight games
- Had 25 points and six rebounds in a victory over Western Kentucky (12/22/22); knocked down a career-high six 3s
- Scored then career-high 26 points to lead the team to a 71-68, wire-to-wire victory at Kentucky (1/10/23); went 9-of-16 from the field and knocked down six triples again; also had six rebounds and six assists; became the first Gamecock since All-American Sindarius Thornwell (in 2017) with 25, five and five in a game; was the team's first win at Rupp Arena since 2009 and snapped a 28-game home win streak

## PERSONAL

- Son of Meechie Johnson Sr. and Mannuella Cooper
- Full name is Demetrius Johnson but goes by Meechie
- Enjoys spending time with family and attending church
- Has 93.4K followers on TikTok
- Enjoys spending time with his Golden Doodle, Nemo

## CAREER STATS

				Field Goals		3-Point		F-Throws		Rebounds									Scoring	
SEASON	TEAM	GP-GS	MIN/AVG	FG-FGA	FG%	3FG-3FGA	3FG%	FT-FTA	FT%	OFF	DEF	TOT	AVG	PF-FO	A	TO	BLK	STL	PTS	AVG
2020-21	OSU	17-0	100/5.9	7-18	.389	6-12	.500	1-6	.167	1	6	7	0.4	6-0	3	5	1	3	21	1.2
2021-22	OSU	26-5	461/17.7	37-120	.308	27-84	.321	14-19	.737	8	32	40	1.5	40-0	31	35	3	17	115	4.4
2022-23	USC	30-29	999/33.3	126-349	.361	70-214	.327	58-76	.763	19	91	110	3.7	52-1	109	72	1	22	380	12.7
2023-24	USC	26-26	751/28.9	114-291	.392	47-142	.331	76-92	.826	14	96	110	4.2	53-2	78	42	3	25	351	13.5
TOTAL FOR USC		56-55	1750/31.3	240-640	.375	117-356	.329	134-168	.798	33	187	220	3.9	105-3	187	114	4	47	731	13.1
TOTAL		99-60	2311/23.3	284-778	.365	150-452	.332	149-193	.772	42	225	267	2.7	151-3	221	154	8	67	867	8.8



10

# MYLES STUTE

STEW-tee

Jr. • Guard • 6-6 • 209 • Washington, D.C. // Vanderbilt

## CAREER HIGHS

### Single Game Highs

Statistic	Value
Points	22 at Texas A&M 01/28/23
Rebounds	11 vs Southern Miss. 11/11/22
Assists	3 4 times
Steals	4 vs Winthrop 11/20/21
Blocks	2 vs Mississippi Val. 11/29/21
FG Made	7 4 times
FG Attempts	15 at Texas A&M 01/28/23
3FG Made	7 at Temple 11/15/22, at Texas A&M 01/28/23
3FG Attempts	14 at Texas A&M 01/28/23
FT Made	8 vs Arkansas 01/14/23
FT Attempts	8 vs South Carolina 01/08/22, vs Arkansas 01/14/23, vs VMI 11/13/23

## SUPERLATIVES

	'23-24	Career
Double-figure scoring	13	43
Double-figure rebounding	-	1
Double-figure assists	-	-
Double-double	-	1
5+ assists	-	-
3+ steals	-	2
Team high scoring	2	2*
Team high rebounding	2	2*
Team high assists	1	1*
Team high steals	4	4*

includes led, or shared team high ; \* Carolina ONLY


**INSTAGRAM:** @mylesxstute

**TWITTER:** @mylesxstute

**TIKTOK:** @mylesxstute

## 2023-24 GAME-BY-GAME

Opponent	Date	GS	MIN	Total		3-Pointers		Free throws		Rebounds		PF	A	TO	BLK	STL	PTS	AVG			
				FG-FGA	PCT	3FG-3FGA	PCT	FT-FTA	PCT	OFF	DEF								TOT	AVG	
USC Upstate	11/06/2023	*	19:33	4-7	.571	2-3	.667	0-0	.000	2	4	6	6.0	2	1	1	0	2	10	10.0	
vs Virginia Tech	11/10/2023	*	34:36	7-11	.636	5-6	.833	2-2	1.000	3	2	5	5.5	3	0	1	0	0	21	15.5	
VMI	11/13/2023	*	28:01	2-7	.286	1-4	.250	5-8	.625	2	3	5	5.3	0	3	1	1	1	10	13.7	
vs DePaul	11/17/2023	*	29:36	3-7	.429	1-3	.333	0-0	.000	0	5	5	5.3	1	1	2	0	0	7	12.0	
vs Grand Canyon	11/19/2023	*	25:08	5-9	.556	1-4	.250	1-2	.500	0	2	2	4.6	4	1	0	0	1	12	12.0	
Notre Dame	11/28/2023	*	16:39	0-5	.000	0-4	.000	1-4	.250	1	0	1	4.0	2	0	2	1	0	1	10.2	
George Washington	12/01/2023	*	29:30	5-11	.455	1-4	.250	0-0	.000	2	2	4	4.0	1	3	0	0	1	11	10.3	
at Clemson	12/06/2023	*	24:18	1-8	.125	1-5	.200	1-2	.500	0	4	4	4.0	3	2	1	0	1	4	9.5	
at East Carolina	12/09/2023	*	27:15	5-9	.556	3-5	.600	2-3	.667	2	1	3	3.9	2	1	2	0	0	15	10.1	
Charleston So.	12/16/2023	*	23:37	3-6	.500	1-3	.333	0-0	.000	1	1	2	3.7	1	1	1	0	1	7	9.8	
Winthrop	12/19/2023	*	28:36	4-9	.444	2-5	.400	0-0	.000	3	2	5	3.8	4	2	3	0	1	10	9.8	
Elon	12/22/2023	*	27:48	5-13	.385	3-9	.333	1-1	1.000	0	8	8	4.2	2	1	2	0	1	14	10.2	
Florida A&M	12/30/2023	*	24:44	5-10	.500	4-9	.444	2-2	1.000	2	0	2	4.0	0	1	1	0	1	16	10.6	
Mississippi St.	01/06/2024	*	28:45	6-11	.545	3-5	.600	0-0	.000	1	5	6	4.1	1	0	2	1	0	15	10.9	
at Alabama	01/09/2024	*	29:03	0-3	.000	0-3	.000	0-0	.000	2	1	3	4.1	1	2	2	0	2	0	10.2	
at Missouri	01/13/2024	*	29:47	3-7	.429	2-5	.400	2-3	.667	0	4	4	4.1	2	0	3	0	1	10	10.2	
Georgia	01/16/2024	*	19:59	2-6	.333	1-3	.333	0-0	.000	1	0	1	3.9	3	1	1	0	0	5	9.9	
at Tennessee	01/30/2024	*	20:12	3-4	.750	3-3	1.000	4-4	1.000	1	2	3	3.8	0	0	2	0	2	13	10.1	
at Georgia	02/03/2024	*	10:27	0-3	.000	0-2	.000	0-0	.000	0	0	0	3.6	1	1	0	0	1	0	9.5	
Ole Miss	02/06/2024	*	22:39	4-5	.800	4-5	.800	0-0	.000	0	1	1	3.5	2	1	2	1	0	12	9.7	
Vanderbilt	02/10/2024	*	19:59	3-10	.300	1-7	.143	1-1	1.000	1	3	4	3.5	3	0	0	0	0	8	9.6	
at Auburn	02/14/2024	*	16:05	0-4	.000	0-1	.000	0-0	.000	1	0	1	3.4	2	0	1	1	0	0	9.1	
LSU	02/17/2024	*	25:34	2-7	.286	1-5	.200	1-1	1.000	0	1	1	3.3	2	3	2	0	0	6	9.0	
Totals			17	561:51	72-172	.419	40-103	.388	23-33	.697	25	51	76	3.3	42	25	32	5	16	207	9.0

### Player Averages

Games Played	Minutes/game	Points/game	FG Pct	3FG Pct	FT Pct	Rebounds/game	Assists/game	Turnovers/game	Assist/Turnover ratio	Steals/game	Blocks/game
23	24.4	9.0	41.9	38.8	69.7	3.3	1.1	1.4	0.8	0.7	0.2

## PLAYER BIO

### AWARDS/HONORS

- SEC Academic Honor Roll – 2022-23

### 2023-24

- Returned to action in win at No. 5/5 Tennessee for first time since sustaining a shoulder injury on Jan. 16 vs. Georgia. Scored 13 points off the bench knocking down three triples.
- Double-figures in 13 of 23 games this season ; team is 13-0 when he scores 10+
- Has seven games with three or more treys this season
- Efficient and effective with 15 points and six rebounds in SEC opening win vs. Miss. State (Jan. 6)
- After tough shooting start, bounced back with 14 points (all in second half) in blowout win over Elon (Dec. 22) ; also had team-high eight rebounds in the game
- Tied for team lead with 15 points in 68-62 road win at ECU (Dec. 9), hitting a trio of 3s
- Led team with 21 points in 79-77 win over Virginia Tech (Nov. 10) in the Hall of Fame Series at the Spectrum Center ; went 5-of-6 from downtown in the game

### CAREER HIGHLIGHTS

- Played in 91 games in three seasons at Vanderbilt (2020-23), making 59 starts
- Averaged 7.4 points and 3.7 rebounds per game in 22.6 minutes per contest
- Logged the best season of his career to date in 2022-23, averaging 8.4 points and 4.6 rebounds in 34 games (26 starts) ; his 74 made 3s were T-6th most in the league with Kentucky's Antonio Reeves
- Scored in double figures 14 times during the 2022-23 season with three 20-point performances ; made 3 or more 3s on 14 occasions as will and had two games where he knocked down seven 3s: at Temple (11/15/22) and at Texas A&M (1/28/23)
- Was 78-of-183 from deep as a junior in 2021-22, leading the SEC in 3-point field goal percentage
- He averaged 8.3 points and 3.7 rebounds and tied the single-season school record for games played at 36 ; was one of just two players on the team to play in all 36 contests

### PERSONAL

- Son of Natalie and Will Stute ; has an older brother, Kai, and two younger brothers: Malik and Malcom
- Mother was a bowler at Florida A&M and grandfather, Melvin Henderson, played football at Minnesota
- Born in Minneapolis, Minn.
- Has close bond with former Gamecock point guard and fellow D.C. native, Tre' Kelley (2003-07)
- Go-to food spot is Chipotle and always orders a bowl
- Played bass cello growing up and first job was a custodian at the neighborhood barbershop when he was 11-years-old.

## CAREER STATS

				Field Goals		3-Point		F-Throws		Rebounds										Scoring	
SEASON	TEAM	GP-GS	MIN/AVG	FG-FGA	FG%	3FG-3FGA	3FG%	FT-FTA	FT%	OFF	DEF	TOT	AVG	PF-FO	A	TO	BLK	STL	PTS	AVG	
2020-21	Vandy	21-3	315/15.0	22-76	.289	18-63	.286	19-25	.760	12	37	49	2.3	25-0	11	17	2	6	81	3.9	
2021-22	Vandy	36-30	865/24.0	99-221	.448	79-183	.432	29-42	.690	27	105	132	3.7	85-1	13	25	10	24	306	8.5	
2022-23	Vandy	34-26	874/25.7	93-268	.347	74-205	.361	24-36	.667	29	127	156	4.6	79-1	19	45	4	19	284	8.4	
2023-24	USC	23-17	562/24.4	72-172	.419	40-103	.388	23-33	.697	25	51	76	3.3	42-0	25	32	5	16	207	9.0	
TOTAL FOR USC		23-17	562/24.4	72-172	.419	40-103	.388	23-33	.697	25	51	76	3.3	42-0	25	32	5	16	207	9.0	
TOTAL		114-76	2616/22.9	286-737	.388	211-554	.381	95-136	.699	93	320	413	3.6	231-2	68	119	21	65	878	7.7	

12

## ZACHARY DAVIS

So. • Guard • 6-7 • 194 • Orangeburg, S.C. // Denmark-Olar (Denmark, S.C.)

## CAREER HIGHS

## Single Game Highs

Statistic	Value
Points	14 at Ole Miss 02/24/24
Rebounds	9 at Ole Miss 02/24/24
Assists	3 vs Georgia 01/16/24, vs Kentucky 01/23/24, at Georgia 02/03/24
Steals	3 vs Alabama 02/22/23, vs Georgia 03/04/23, vs USC Upstate 11/06/23
Blocks	2 vs Tennessee 01/07/23
FG Made	5 at Arkansas 01/20/24
FG Attempts	9 at Ole Miss 02/24/24
3FG Made	2 vs Alabama 02/22/23, vs DePaul 11/17/23, vs Missouri 01/27/24
3FG Attempts	5 vs USC Upstate 11/25/22
FT Made	6 at Ole Miss 02/24/24
FT Attempts	8 at Ole Miss 02/24/24

## SUPERLATIVES

	'23-24	Career
Double-figure scoring	3	4
Double-figure rebounding	-	-
Double-figure assists	-	-
Double-double	-	-
5+ assists	-	1
3+ steals	1	3
Team high scoring	-	1
Team high rebounding	2	2
Team high assists	1	3
Team high steals	8	17

includes led, or shared team high



INSTAGRAM: @therealzlo

TWITTER: @ZacharyDavis12\_

TIKTOK: @zlo.12

## 2023-24 GAME-BY-GAME

Opponent	Date	GS	MIN	Total		3-Pointers		Free throws		Rebounds				PF	A	TO	BLK	STL	PTS	AVG	
				FG-FGA	PCT	3FG-3FGA	PCT	FT-FTA	PCT	OFF	DEF	TOT	AVG								
USC Upstate	11/06/2023		21:37	2-5	.400	0-1	.000	0-0	.000	2	6	8	8.0	0	0	0	0	3	4	4.0	
vs Virginia Tech	11/10/2023		17:31	0-1	.000	0-1	.000	0-0	.000	0	0	0	4.0	1	0	0	1	1	0	2.0	
vs DePaul	11/17/2023		18:46	3-6	.500	2-3	.667	2-4	.500	1	2	3	3.7	1	0	2	0	1	10	4.7	
vs Grand Canyon	11/19/2023		12:10	2-4	.500	1-2	.500	0-0	.000	0	0	0	2.8	3	1	0	0	0	5	4.8	
Notre Dame	11/28/2023		29:18	0-1	.000	0-1	.000	0-0	.000	0	4	4	3.0	2	2	0	1	1	0	3.8	
George Washington	12/01/2023		22:36	2-5	.400	1-3	.333	0-2	.000	1	2	3	3.0	1	2	0	0	2	5	4.0	
at Clemson	12/06/2023		22:07	2-4	.500	1-3	.333	0-0	.000	0	5	5	3.3	1	1	0	0	0	5	4.1	
at East Carolina	12/09/2023		21:52	3-5	.600	1-2	.500	2-2	1.000	0	5	5	3.5	2	0	1	0	1	9	4.8	
Charleston So.	12/16/2023		18:31	2-4	.500	1-3	.333	0-0	.000	0	3	3	3.4	1	0	1	0	0	5	4.8	
Winthrop	12/19/2023		11:19	0-4	.000	0-2	.000	0-0	.000	2	3	5	3.6	0	0	1	1	2	0	4.3	
Elon	12/22/2023		18:42	1-3	.333	1-3	.333	0-0	.000	1	2	3	3.5	1	1	2	1	1	3	4.2	
Florida A&M	12/30/2023		17:02	4-6	.667	1-2	.500	0-1	.000	0	6	6	3.8	0	1	0	0	0	9	4.6	
Mississippi St.	01/06/2024		24:57	3-4	.750	1-2	.500	2-2	1.000	3	1	4	3.8	2	1	2	0	0	9	4.9	
at Alabama	01/09/2024		16:42	1-4	.250	0-1	.000	2-2	1.000	1	1	2	3.6	0	0	0	0	0	4	4.9	
at Missouri	01/13/2024		24:24	1-4	.250	0-2	.000	0-0	.000	3	4	7	3.9	2	0	1	0	0	2	4.7	
Georgia	01/16/2024		23:16	0-5	.000	0-3	.000	1-2	.500	1	2	3	3.8	3	3	0	0	0	1	4.4	
at Arkansas	01/20/2024	*	25:50	5-8	.625	0-1	.000	2-2	1.000	1	3	4	3.8	4	0	1	0	0	12	4.9	
Kentucky	01/23/2024	*	24:21	2-4	.500	1-2	.500	0-0	.000	1	2	3	3.8	1	3	3	0	2	5	4.9	
Missouri	01/27/2024	*	26:22	2-6	.333	2-4	.500	0-0	.000	0	0	0	3.6	3	2	1	0	0	6	4.9	
at Tennessee	01/30/2024	*	19:17	0-5	.000	0-4	.000	0-0	.000	1	1	2	3.5	2	2	3	0	0	0	4.7	
at Georgia	02/03/2024	*	31:33	3-5	.600	0-2	.000	0-0	.000	0	6	6	3.6	3	3	0	0	1	6	4.8	
Ole Miss	02/06/2024	*	19:36	2-4	.500	1-3	.333	0-0	.000	0	2	2	3.5	0	1	0	0	1	5	4.8	
Vanderbilt	02/10/2024	*	22:13	1-2	.500	1-2	.500	0-0	.000	0	2	2	3.5	2	1	0	0	0	3	4.7	
at Auburn	02/14/2024	*	18:10	0-2	.000	0-1	.000	1-2	.500	1	2	3	3.5	1	1	1	0	1	1	4.5	
LSU	02/17/2024	*	19:12	3-3	1.000	1-1	1.000	0-0	.000	0	2	2	3.4	2	2	2	1	0	7	4.6	
at Ole Miss	02/24/2024	*	31:01	4-9	.444	0-2	.000	6-8	.750	5	4	9	3.6	4	1	2	0	0	14	5.0	
Totals			10	558:26	48-113	.425	16-56	.286	18-27	.667	24	70	94	3.6	42	28	23	5	17	130	5.0

## Player Averages

Games Played	Minutes/game	Points/game	FG Pct	3FG Pct	FT Pct	Rebounds/game	Assists/game	Turnovers/game	Assist/Turnover ratio	Steals/game	Blocks/game
26	21.5	5.0	42.5	28.6	66.7	3.6	1.1	0.9	1.2	0.7	0.2

## PLAYER BIO

## 2023-24

- Set new career-highs in points (14) and rebounds (9) in win at Ole Miss on Feb. 24.
- Has led Carolina in steals eight times this season.
- Made first start of the season in win at Arkansas. Contributed key minutes scoring 12 points on 5-of-8 shooting and grabbed four rebounds.
- Lengthy guard with impressive wingspan, has developed into one of the team's top defenders
- Has made 16 3s on the year, surpassing his season total of six made 3s as a freshman in 2022-23
- Pulled down seven crucial rebounds in OT road win at Mizzou (Jan. 13); led team with a +/- of +9
- Led the bench with nine points and four rebounds in SEC opening win over Miss. State (Jan. 6)
- Scored nine points with six rebounds in win vs. FAMU (Dec. 30)
- Had nine points and five rebounds in team's first true road win of the season at ECU (Dec. 9)
- Had 10 points off the bench in win over DePaul in the semifinals of the Arizona Tip-Off (Nov. 17)
- Led team with eight rebounds and three steals in season-opening win vs. USC Upstate (Nov. 6)
- Missed the VMI game (Nov. 13) due to illness

## CAREER HIGHLIGHTS

- Appeared in 30 games making a pair of starts; averaged 2.2 points, 2.2 rebounds and 0.7 assists per game while shooting 38.2 percent (26-of-68) from the floor
- Made his Gamecock debut in a season-opening win vs. SC State (Nov. 8); scored four points and pulled down three rebounds in 19 minutes of action
- Started for the first time in a 68-53 win vs. USC Upstate (Nov. 25) and finished the game with seven points, four rebounds and an assist
- Started for the first time in SEC play vs. Texas A&M (Jan. 14) and had a season-high 13 points in 22 minutes; went 4-of-6 from the field in what was his only game in double figures on the season
- Had six points, five rebounds (season high) and three steals (season high) in 26 minutes (season high) during a tough 78-76, overtime loss vs. No. 2/2 Alabama (Feb. 22)

## PERSONAL

- Son of Hercules and Karla Davis – has an older sister, Danielle
- Dad was his high school coach at Denmark-Olar
- Earned a spot on the A-B honor roll every year of high school
- Thinks he can beat coach Paris in HORSE but that it would be a 'good game'
- Shrimp Alfredo is favorite meal and go-to spot for a meal is Zaxby's
- Mass communication major

## CAREER STATS

SEASON	TEAM	GP-GS	MIN/AVG	Field Goals		3-Point		F-Throws		Rebounds				Scoring						
				FG-FGA	FG%	3FG-3FGA	3FG%	FT-FTA	FT%	OFF	DEF	TOT	AVG	PF-FO	A	TO	BLK	STL	PTS	AVG
2022-23	USC	30-2	418/13.9	26-68	.382	6-35	.171	8-12	.667	16	51	67	2.2	33-0	22	18	5	21	66	2.2
2023-24	USC	26-10	558/21.5	48-113	.425	16-56	.286	18-27	.667	24	70	94	3.6	42-0	28	23	5	17	130	5.0
<b>TOTAL</b>		<b>56-12</b>	<b>976/17.4</b>	<b>74-181</b>	<b>.409</b>	<b>22-91</b>	<b>.242</b>	<b>26-39</b>	<b>.667</b>	<b>40</b>	<b>121</b>	<b>161</b>	<b>2.9</b>	<b>75-0</b>	<b>50</b>	<b>41</b>	<b>10</b>	<b>38</b>	<b>196</b>	<b>3.5</b>

14

## ELI SPARKMAN

So. • Guard • 6-0 • 160 • Cleveland, Tenn. // Baylor School (Chattanooga, Tenn.)

## CAREER HIGHS

## Single Game Highs

Statistic	Value
Points	6 at Mississippi St. 02/28/23
Rebounds	3 vs VMI 11/13/23
Assists	1 vs South Carolina St. 11/08/22, vs Colorado St. 11/17/22, at George Washington 11/30/22
Steals	1 vs Colorado St. 11/17/22, vs Texas A&M 01/14/23, vs Ole Miss 03/08/23
FG Made	2 at Mississippi St. 02/28/23
FG Attempts	3 at Mississippi St. 02/28/23
3FG Made	2 at Mississippi St. 02/28/23
3FG Attempts	3 at Mississippi St. 02/28/23
FT Made	2 vs Colorado St. 11/17/22, vs USC Upstate 11/06/23
FT Attempts	2 vs Colorado St. 11/17/22, vs USC Upstate 11/06/23

## SUPERLATIVES

	'23-24	Career
Double-figure scoring	-	-
Double-figure assists	-	-
Double-double	-	-
5+ assists	-	-
2+ steals	-	-
Team high scoring	-	-
Team high rebounding	-	-
Team high assists	-	-
Team high steals	-	-

includes led, or shared team high



INSTAGRAM: @elisparkmann

TWITTER: @SparkmanEli

TIKTOK: @sparkyyyyyyyyyy

## 2023-24 GAME-BY-GAME

Opponent	Date	GS	MIN	Total		3-Pointers		Free throws		Rebounds				PF	A	TO	BLK	STL	PTS	AVG
				FG-FGA	PCT	3FG-3FGA	PCT	FT-FTA	PCT	OFF	DEF	TOT	AVG							
USC Upstate	11/06/2023		08:29	0-1	.000	0-1	.000	2-2	1.000	0	1	1	1.0	0	0	1	0	0	2	2.0
VMI	11/13/2023		09:25	1-2	.500	0-1	.000	0-0	.000	1	2	3	2.0	1	0	0	0	0	2	2.0
George Washington	12/01/2023		01:16	0-1	.000	0-1	.000	0-0	.000	0	0	0	1.3	0	0	0	0	0	0	1.3
Elon	12/22/2023		02:11	0-1	.000	0-1	.000	0-0	.000	0	0	0	1.0	0	0	0	0	0	0	1.0
<b>Totals</b>		<b>0</b>	<b>21:21</b>	<b>1-5</b>	<b>.200</b>	<b>0-4</b>	<b>.000</b>	<b>2-2</b>	<b>1.000</b>	<b>1</b>	<b>3</b>	<b>4</b>	<b>1.0</b>	<b>1</b>	<b>0</b>	<b>1</b>	<b>0</b>	<b>0</b>	<b>4</b>	<b>1.0</b>

## Player Averages

Games Played	Minutes/game	Points/game	FG Pct	3FG Pct	FT Pct	Rebounds/game	Assists/game	Turnovers/game	Assist/Turnover ratio	Steals/game	Blocks/game
4	5.3	1.0	20.0	0.0	100.0	1.0	0.0	0.3	0.0	0.0	0.0

## PLAYER BIO

## AWARDS/HONORS

- SEC Academic Honor Roll (2022-23)

## 2023-24

- Has appeared in four games so far this season
- Pulled down career-high three rebounds in double-digit victory over VMI (Nov. 13) in season-high 9 minutes of work

## CAREER HIGHLIGHTS

- Joined the Gamecocks as a walk-on prior to the start of the academic year in 2022-23
- Appeared in 12 games (eight in SEC play) off the bench, averaging 1.4 points in 6.2 minutes per game; 15 of his 17 points came from behind the arc; also logged three assists and three steals
- Made his debut in Garnet & Black in season opening win vs. SC State (Nov. 8); logged three minutes and dished out an assist
- Scored his first career points with a pair of free throws vs. Colorado State (Nov. 17) in the team's opening game of the Charleston Classic
- Made a 3-pointer in four of the team's final five games of the season
- Played season-high 11 minutes at Mississippi State (Feb. 28) and knocked down a pair of 3s for a season-high six points
- Saw 10 minutes of action in the opening game of the SEC Tournament vs. Ole Miss (March 8); had three points and a steal

## PERSONAL

- Son of Jon and Libby Sparkman
- Has an older brother, Ben, who was his high school teammate at the Baylor School
- Born on Jan. 23, 2004
- International business major

## CAREER STATS

				Field Goals		3-Point		F-Throws		Rebounds				Scoring						
SEASON	TEAM	GP-GS	MIN/AVG	FG-FGA	FG%	3FG-3FGA	3FG%	FT-FTA	FT%	OFF	DEF	TOT	AVG	PF-FO	A	TO	BLK	STL	PTS	AVG
2022-23	USC	12-0	74/6.2	5-10	.500	5-8	.625	2-2	1.000	2	6	8	0.7	6-0	3	2	0	3	17	1.4
2023-24	USC	4-0	21/5.3	1-5	.200	0-4	.000	2-2	1.000	1	3	4	1.0	1-0	0	1	0	0	4	1.0
<b>TOTAL</b>		<b>16-0</b>	<b>95/6.0</b>	<b>6-15</b>	<b>.400</b>	<b>5-12</b>	<b>.417</b>	<b>4-4</b>	<b>1.000</b>	<b>3</b>	<b>9</b>	<b>12</b>	<b>0.8</b>	<b>7-0</b>	<b>3</b>	<b>3</b>	<b>0</b>	<b>3</b>	<b>21</b>	<b>1.3</b>



15

MORRIS UGUSUK 000-gah-SUK

Fr. • Guard • 6-4 • 160 • Helsinki, Finland // DRIVE Academy

## CAREER HIGHS

## Single Game Highs

Statistic	Value
Points	11 vs Florida A&M 12/30/23
Rebounds	4 at Tennessee 01/30/24
Assists	5 vs Charleston So. 12/16/23
Steals	2 vs VMI 11/13/23, at Auburn 02/14/24
Blocks	1 vs Virginia Tech 11/10/23, vs DePaul 11/17/23, at Alabama 01/09/24
FG Made	3 vs Florida A&M 12/30/23, vs Missouri 01/27/24
FG Attempts	9 vs VMI 11/13/23
3FG Made	3 vs Florida A&M 12/30/23
3FG Attempts	6 vs Winthrop 12/19/23
FT Made	2 vs Florida A&M 12/30/23, at Alabama 01/09/24, vs Missouri 01/27/24
FT Attempts	2 4 times

## SUPERLATIVES

'23-24

Double-figure scoring	2
Double-figure assists	-
5+ assists	1
2+ steals	-
2+ blocks	-
Team high scoring	-
Team high assists	2
Team high blocks	3
Team high steals	2

includes led, or shared team high



INSTAGRAM: @morrisugusuk

TWITTER: @morris\_ugusuk

TIKTOK: @morrisugusuk23

## 2023-24 GAME-BY-GAME

Opponent	Date	GS	MIN	Total		3-Pointers		Free throws		Rebounds			PF	A	TO	BLK	STL	PTS	AVG		
				FG-FGA	PCT	3FG-3FGA	PCT	FT-FTA	PCT	OFF	DEF	TOT									
USC Upstate	11/06/2023		20:14	2-5	.400	1-3	.333	0-1	.000	0	1	1	1.0	1	3	1	0	5	5.0		
vs Virginia Tech	11/10/2023		12:24	0-0	.000	0-0	.000	0-0	.000	0	1	1	1.0	1	2	1	1	0	2.5		
VMI	11/13/2023		24:10	2-9	.222	1-3	.333	0-0	.000	1	1	2	1.3	0	1	2	0	2	5	3.3	
vs DePaul	11/17/2023		16:11	0-1	.000	0-1	.000	0-0	.000	0	0	0	1.0	0	0	1	1	0	0	2.5	
vs Grand Canyon	11/19/2023		05:54	0-0	.000	0-0	.000	0-0	.000	0	1	1	1.0	0	0	0	0	0	0	2.0	
Notre Dame	11/28/2023		12:03	0-1	.000	0-1	.000	0-0	.000	1	0	1	1.0	0	0	0	0	0	0	1.7	
George Washington	12/01/2023		14:03	2-3	.667	2-3	.667	0-0	.000	1	0	1	1.0	0	0	1	0	0	6	2.3	
at East Carolina	12/09/2023		09:48	1-2	.500	1-2	.500	0-0	.000	0	0	0	0.9	1	0	0	0	3	2.4		
Charleston So.	12/16/2023		24:08	1-3	.333	0-2	.000	0-0	.000	0	1	1	0.9	0	5	0	1	2	2.3		
Winthrop	12/19/2023		13:27	2-6	.333	2-6	.333	0-0	.000	0	0	0	0.8	1	0	0	0	6	2.7		
Elon	12/22/2023		17:54	0-4	.000	0-4	.000	0-0	.000	0	1	1	1.8	2	1	1	0	0	0	2.5	
Florida A&M	12/30/2023		20:09	3-6	.500	3-5	.600	2-2	1.000	1	2	3	1.0	0	0	0	0	11	3.2		
Mississippi St.	01/06/2024		04:01	0-2	.000	0-2	.000	0-0	.000	0	0	0	0.9	0	0	0	0	0	0	2.9	
at Alabama	01/09/2024		07:22	0-0	.000	0-0	.000	2-2	1.000	0	1	1	0.9	0	1	0	1	0	2	2.9	
Georgia	01/16/2024		03:21	0-1	.000	0-1	.000	0-0	.000	0	0	0	0.9	0	0	0	0	0	0	2.7	
at Arkansas	01/20/2024		09:22	2-4	.500	0-2	.000	1-2	.500	0	0	0	0.8	1	0	1	0	0	5	2.8	
Kentucky	01/23/2024		04:54	0-1	.000	0-1	.000	0-0	.000	0	0	0	0.8	0	0	0	0	0	0	2.6	
Missouri	01/27/2024		11:12	3-3	1.000	2-2	1.000	2-2	1.000	0	1	1	0.8	0	0	0	0	10	3.1		
at Tennessee	01/30/2024		10:14	0-3	.000	0-2	.000	0-0	.000	1	3	4	0.9	0	0	0	0	0	0	2.9	
at Georgia	02/03/2024		06:35	1-2	.500	1-2	.500	0-0	.000	0	0	0	0.9	0	0	0	0	3	2.9		
Ole Miss	02/06/2024		09:38	2-4	.500	0-2	.000	0-0	.000	0	0	0	0.9	0	1	1	0	0	4	3.0	
Vanderbilt	02/10/2024		04:00	0-0	.000	0-0	.000	0-0	.000	0	0	0	0.8	0	0	0	0	0	0	2.8	
at Auburn	02/14/2024		12:02	0-2	.000	0-2	.000	0-0	.000	0	0	0	0.8	0	0	1	0	2	0	2.7	
LSU	02/17/2024		01:59	0-1	.000	0-0	.000	0-0	.000	0	0	0	0.8	0	0	0	0	0	0	2.6	
at Ole Miss	02/24/2024		09:04	1-3	.333	1-1	1.000	0-0	.000	0	0	0	0.7	0	1	0	0	0	3	2.6	
Totals			0	284:09	22-66	.333	14-47	.298	7-9	.778	5	13	18	0.7	7	15	10	3	5	65	2.6

## Player Averages

Games Played	Minutes/game	Points/game	FG Pct	3FG Pct	FT Pct	Rebounds/game	Assists/game	Turnovers/game	Assist/Turnover ratio	Steals/game	Blocks/game
25	11.4	2.6	33.3	29.8	77.8	0.7	0.6	0.4	1.5	0.2	0.1

## PLAYER BIO

## 2023-24

- Team-high two steals at #13/12 Auburn on Feb. 14.
- Had 10 points off the bench in win vs. Missouri on Jan. 27.
- Talented first-year player expected to be vital piece off the Gamecocks' bench this season
- Scored career-high 11 points off bench in victory over FAMU (Dec. 30) ; hit a trio of 3s in the game
- Had six points in blowout win over George Washington (Dec. 1) ; hit pair of 3s as team knocked down school record 18 triples in the game
- Scored his first career points as a Gamecock in team's season-opening win over USC Upstate (Nov. 6) ; finished the 82-59 blowout with five points and three assists in 20 minutes

## PRE-SOUTH CAROLINA

- Averaged 17.2 points, 5.3 assists, 4.3 rebounds and 2.2 steals per game in final season playing for Drive Basketball Academy
- Played for Pantterit Helsinki in the Finnish 1st Division and averaged 12.0 points, 2.8 assists and 2.8 rebounds in five games ; shot 58.5 percent from the floor and 60.0 percent from behind the arc ; team was undefeated in his five appearances for the club
- Represented his home country at the 2022 FIBA U18 European Championship
- Averaged 9.1 points, 3.1 rebounds, 2.9 assists and 1.7 steals per game in the tournament ; was efficient as he played just 19.7 minutes per game in seven appearances helping Finland to a third-place finish
- Teammates at DRIVE Academy with Gamecock signee Okku Federiko

## PERSONAL

- Son of Michael Ugusuk and Sunday Lado
- Has two older sisters, Sara and Maklin, and a younger sister Gloria
- List mac and cheese as his favorite food
- Favorite pro players to watch/learn from are Kyrie Irving, Shai Gilgeous-Alexander and LeBron James
- Greece is favorite vacation spot
- Chose South Carolina because it felt like HOME
- Mass communications major

## CAREER STATS

				Field Goals		3-Point		F-Throws		Rebounds				Scoring						
SEASON	TEAM	GP-GS	MIN/AVG	FG-FGA	FG%	3FG-3FGA	3FG%	FT-FTA	FT%	OFF	DEF	TOT	AVG	PF-FO	A	TO	BLK	STL	PTS	AVG
2023-24	USC	25-0	284/11.4	22-66	.333	14-47	.298	7-9	.778	5	13	18	0.7	7-0	15	10	3	5	65	2.6
<b>TOTAL</b>		<b>25-0</b>	<b>284/11.4</b>	<b>22-66</b>	<b>.333</b>	<b>14-47</b>	<b>.298</b>	<b>7-9</b>	<b>.778</b>	<b>5</b>	<b>13</b>	<b>18</b>	<b>0.7</b>	<b>7-0</b>	<b>15</b>	<b>10</b>	<b>3</b>	<b>5</b>	<b>65</b>	<b>2.6</b>

CAREER HIGHS

Single Game Highs

Statistic	Value
Points	31 vs Vanderbilt 02/10/24
Rebounds	9 vs Kentucky 01/23/24, vs Ole Miss 02/06/24
Assists	5 vs Kentucky 01/23/24
Steals	4 vs Missouri 01/27/24
Blocks	4 vs Georgia 01/16/24
FG Made	14 vs Vanderbilt 02/10/24
FG Attempts	17 vs Vanderbilt 02/10/24
3FG Attempts	1 5 times
FT Made	7 vs Florida A&M 12/30/23, at Auburn 02/14/24
FT Attempts	10 vs Georgia 01/16/24

SUPERLATIVES

	'23-24
Double-figure scoring	9
Double-figure rebounding	-
Double-double	-
5+ assists	1
2+ blocks	4
2+ steals	5
Team high scoring	4
Team high rebounding	6
Team high assists	2
Team high blocks	6
Team high steals	9



INSTAGRAM: @30murrayjr  
TWITTER: @boyles\_murray

includes led, or shared team high

2023-24 GAME-BY-GAME

Opponent	Date	GS	MIN	Total		3-Pointers		Free throws		Rebounds				PF	A	TO	BLK	STL	PTS	AVG	
				FG-FGA	PCT	3FG-3FGA	PCT	FT-FTA	PCT	OFF	DEF	TOT	AVG								
George Washington	12/01/2023		03:33	1-2	.500	0-0	.000	0-0	.000	0	0	0	0.0	1	1	0	0	0	2	2.0	
at Clemson	12/06/2023		16:36	2-5	.400	0-1	.000	1-4	.250	1	3	4	2.0	2	1	1	1	0	5	3.5	
at East Carolina	12/09/2023		09:03	1-2	.500	0-0	.000	1-2	.500	1	1	2	2.0	2	0	0	0	0	3	3.3	
Charleston So.	12/16/2023		09:04	3-7	.429	0-1	.000	1-1	1.000	2	1	3	2.3	0	2	0	0	0	7	4.3	
Winthrop	12/19/2023		09:45	0-0	.000	0-0	.000	0-0	.000	0	1	1	2.0	2	0	0	0	0	0	3.4	
Elon	12/22/2023		17:16	3-5	.600	0-0	.000	4-6	.667	3	0	3	2.2	3	2	2	0	0	10	4.5	
Florida A&M	12/30/2023		14:01	5-6	.833	0-0	.000	7-8	.875	2	1	3	2.3	1	1	1	0	2	17	6.3	
Mississippi St.	01/06/2024		16:42	3-4	.750	0-0	.000	2-3	.667	2	0	2	2.3	4	1	2	0	1	8	6.5	
at Alabama	01/09/2024		20:49	2-5	.400	0-1	.000	0-1	.000	1	4	5	2.6	3	1	3	0	0	4	6.2	
at Missouri	01/13/2024	*	25:36	3-6	.500	0-1	.000	0-0	.000	2	4	6	2.9	3	3	0	0	0	6	6.2	
Georgia	01/16/2024	*	22:09	2-3	.667	0-0	.000	4-10	.400	2	4	6	3.2	3	2	2	4	0	8	6.4	
at Arkansas	01/20/2024	*	22:48	4-9	.444	0-0	.000	3-3	1.000	2	2	4	3.3	1	2	1	1	0	11	6.8	
Kentucky	01/23/2024	*	29:27	2-5	.400	0-1	.000	2-2	1.000	4	5	9	3.7	2	5	2	3	2	6	6.7	
Missouri	01/27/2024	*	30:49	3-9	.333	0-0	.000	1-3	.333	1	7	8	4.0	1	2	2	2	4	7	6.7	
at Tennessee	01/30/2024	*	20:07	2-3	.667	0-0	.000	0-2	.000	1	4	5	4.1	3	3	0	0	1	4	6.5	
at Georgia	02/03/2024	*	27:07	7-9	.778	0-0	.000	2-2	1.000	2	3	5	4.1	1	4	2	0	2	16	7.1	
Ole Miss	02/06/2024	*	24:39	8-11	.727	0-0	.000	0-1	.000	3	6	9	4.4	3	1	0	2	1	16	7.6	
Vanderbilt	02/10/2024	*	31:34	14-17	.824	0-0	.000	3-3	1.000	6	1	7	4.6	2	2	1	1	1	31	8.9	
at Auburn	02/14/2024	*	26:39	6-10	.600	0-0	.000	7-8	.875	4	3	7	4.7	3	0	4	1	2	19	9.5	
LSU	02/17/2024	*	26:35	6-14	.429	0-0	.000	1-2	.500	4	3	7	4.8	3	0	2	0	3	13	9.7	
at Ole Miss	02/24/2024	*	21:20	5-6	.833	0-0	.000	2-2	1.000	4	1	5	4.8	3	1	0	0	0	12	9.8	
Totals			12	425:39	82-138	.594	0-5	.000	41-63	.651	47	54	101	4.8	46	34	25	15	19	205	9.8

Player Averages

Games Played	Minutes/ game	Points/ game	FG Pct	3FG Pct	FT Pct	Rebounds/ game	Assists/ game	Turnovers/ game	Assist/Turnover ratio	Steals/ game	Blocks/ game
21	20.3	9.8	59.4	0.0	65.1	4.8	1.6	1.2	1.4	0.9	0.7

PLAYER BIO

2023-24

- Averaging 17.8 ppg along with 6.7 rebounds over his last six games.
- Career-high 31 points in win vs. Vanderbilt on Feb. 10. One of three Gamecock freshman to score 30+ since Carolina joined the SEC in 1991-92, "GG" Jackson II (30) vs. Auburn on Jan. 21, 2023 and Bruce Ellington (31) at Furman on Dec. 22, 2010.
- Led team in points (16), rebounds (9), and blocks (2) in win vs. Ole Miss on Feb. 6. Had a critical block with 1:22 remaining to keep the lead at five.
- Team-high 16 points in win at Georgia on Feb. 3, 2024.
- Led team in rebounds (8), steals (4), and blocks (2) in win vs. Missouri on Jan. 27.
- Effective on both ends in win over No. 6/6 Kentucky on Jan. 23, 2024. Led team in rebounds (9), assists (5), blocks (5), and steals (2).
- Made third consecutive start and scored 11 points in win at Arkansas (Jan. 20).
- Had a career-high four blocks vs. Georgia (Jan. 16).
- Started for the first time at Mizzou (Jan. 13); had six points, six rebounds and three assists in the OT victory at Mizzou Arena
- Had team-high 17 points in just 14 minutes in blowout win vs. FAMU (Dec. 30); went 5-of-6 from the floor and 7-of-8 at the free throw line; also had team-high two steals
- Recorded first game in double-figures at Carolina with 10 points in season-high 17 minutes in blowout win over Elon (Dec. 22); also had three rebounds and pair of assists
- Had five points and four rebounds in 17 minutes off bench at in-state rival No. 24/20 Clemson (Dec. 6)
- Made season debut in blowout win over George Washington (Dec. 1); scored his first career points with a late layup
- Cleared and returned to full contact practice on Wednesday, Nov. 29
- Was ruled out indefinitely after contracting mono shortly before the team's Garnet & Black Scrimmage on Oct. 25

PRE-SOUTH CAROLINA

- Consensus four-star recruit and top player in the state, ranked No. 64 in final ESPN Top-100, No. 89 in 247Sports rankings and No. 104 by On3
- Played his senior year at Wasatch Academy, which is a part of the newly formed National Interscholastic Basketball Conference (NIBC), a league that features that top high school programs in the nation
- Led the team averaging 15.0 points, 8.8 rebounds, 2.1 assists, 1.8 blocks and 1.0 steals per game
- His 15.0 points per game were third in the NIBC and his 8.8 rebounds led the conference
- Played three seasons at AC Flora in Columbia before attending Wasatch
- Led the Falcons to a 24-7 record as a junior and an appearance in the state title game; averaged 18.3 points, 11.4 rebounds, 5.3 blocks and 2.5 assists per game
- Was named 2022 4A Player of the Year in South Carolina

PERSONAL

- Son of Yvonne and Sean – has two older brothers: Armani and James
- James was standout at UNC Pembroke (2015-19), scoring 1,369 career points; he currently plays professionally overseas
- Mass communications major

CAREER STATS

				Field Goals		3-Point		F-Throws		Rebounds									Scoring	
SEASON	TEAM	GP-GS	MIN/AVG	FG-FGA	FG%	3FG-3FGA	3FG%	FT-FTA	FT%	OFF	DEF	TOT	AVG	PF-FO	A	TO	BLK	STL	PTS	AVG
2023-24	USC	21-12	426/20.3	82-138	.594	0-5	.000	41-63	.651	47	54	101	4.8	46-0	34	25	15	19	205	9.8
TOTAL		21-12	426/20.3	82-138	.594	0-5	.000	41-63	.651	47	54	101	4.8	46-0	34	25	15	19	205	9.8

31

# BENJAMIN BOSMANS-VERDONK

BOSE-mans ver-DONK

**RSr. • Forward • 6-9 • 238 • Lommel, Belgium // Illinois**

## CAREER HIGHS

### Single Game Highs

Statistic	Value
Points	10 vs Florida A&M 12/30/23
Rebounds	10 vs Jackson St. 11/09/21, vs Arkansas St. 11/12/21
Assists	6 vs UTRGV 11/26/21
Steals	2 vs Hampton 11/23/19, vs Purdue 01/17/22, vs USC Upstate 11/25/22
Blocks	2 vs The Citadel 11/20/19
FG Made	4 vs Michigan St. 01/25/22, vs USC Upstate 11/25/22, vs Florida A&M 12/30/23
FG Attempts	7 vs Michigan St. 01/25/22, vs USC Upstate 11/25/22
3FG Attempts	1 vs Nicholls 11/05/19, vs The Citadel 11/20/19
FT Made	4 vs Ole Miss 01/17/23, vs Furman 11/20/22
FT Attempts	6 vs Ole Miss 01/17/23

## SUPERLATIVES

	'23-24	Career
Double-figure scoring	1	1
Double-figure rebounding	-	-
Double-double	-	-
5+ assists	-	1
2+ steals	-	3
Team high scoring	-	-
Team high rebounding	1	2*
Team high assists	-	3*
Team high steals	-	4*

includes led, or shared team high ; \* Carolina ONLY


**INSTAGRAM:** @bosmansverdonk

**TWITTER:** @BosmansVerdonk

## 2023-24 GAME-BY-GAME

Opponent	Date	GS	MIN	FG-FGA	PCT	3FG-3FGA	PCT	FT-FTA	PCT	OFF	DEF	TOT	AVG	PF	A	TO	BLK	STL	PTS	AVG
USC Upstate	11/06/2023		10:40	1-2	.500	0-0	.000	0-0	.000	1	1	2	2.0	1	0	1	0	1	2	2.0
vs Virginia Tech	11/10/2023		15:24	1-1	1.000	0-0	.000	0-0	.000	3	4	7	4.5	2	0	1	0	0	2	2.0
VMI	11/13/2023		13:38	2-3	.667	0-0	.000	0-0	.000	7	1	8	5.7	2	0	3	0	0	4	2.7
vs DePaul	11/17/2023		08:19	1-1	1.000	0-0	.000	1-2	.500	1	1	2	4.8	5	0	3	0	0	3	2.8
vs Grand Canyon	11/19/2023		11:06	0-1	.000	0-0	.000	0-0	.000	0	3	3	4.4	0	2	0	0	0	0	2.2
Notre Dame	11/28/2023		09:50	1-2	.500	0-0	.000	0-0	.000	1	1	2	4.0	3	0	1	1	0	2	2.2
George Washington	12/01/2023		09:34	1-2	.500	0-0	.000	0-0	.000	1	0	1	3.6	0	1	0	1	1	2	2.1
at Clemson	12/06/2023		02:54	0-0	.000	0-0	.000	0-0	.000	0	0	0	3.1	0	0	0	0	0	0	1.9
Charleston So.	12/16/2023		13:21	3-4	.750	0-0	.000	0-1	.000	3	1	4	3.2	2	1	0	0	0	6	2.3
Winthrop	12/19/2023		12:24	1-1	1.000	0-0	.000	2-2	1.000	4	1	5	3.4	3	0	0	0	0	4	2.5
Elon	12/22/2023		21:12	1-3	.333	0-0	.000	2-4	.500	2	3	5	3.5	2	0	0	1	1	4	2.6
Florida A&M	12/30/2023		17:23	4-4	1.000	0-0	.000	2-2	1.000	4	3	7	3.8	4	2	2	0	0	10	3.3
at Alabama	01/09/2024		06:11	0-1	.000	0-0	.000	0-0	.000	2	1	3	3.8	2	0	1	0	0	0	3.0
at Missouri	01/13/2024		02:51	0-1	.000	0-0	.000	0-0	.000	0	0	0	3.5	1	0	0	0	0	0	2.8
Georgia	01/16/2024		03:19	1-2	.500	0-0	.000	1-1	1.000	0	0	0	3.3	2	2	0	0	0	3	2.8
at Auburn	02/14/2024		04:08	0-0	.000	0-0	.000	0-0	.000	0	0	0	3.1	0	0	0	0	0	0	2.6
<b>Totals</b>		<b>0</b>	<b>162:14</b>	<b>17-28</b>	<b>.607</b>	<b>0-0</b>	<b>.000</b>	<b>8-12</b>	<b>.667</b>	<b>29</b>	<b>20</b>	<b>49</b>	<b>3.1</b>	<b>29</b>	<b>8</b>	<b>12</b>	<b>3</b>	<b>3</b>	<b>42</b>	<b>2.6</b>

### Player Averages

Games Played	Minutes/game	Points/game	FG Pct	3FG Pct	FT Pct	Rebounds/game	Assists/game	Turnovers/game	Assist/Turnover ratio	Steals/game	Blocks/game
16	10.1	2.6	60.7	0.0	66.7	3.1	0.5	0.8	0.7	0.2	0.2

## PLAYER BIO

### AWARDS/HONORS

• SEC Academic Honor Roll – 2022-23

### 2023-24

- Career-high 10 points in 17 minutes off the bench in blow-out win over FAMU (Dec. 30)
- Scored six points with four rebounds in win over Charleston Southern (Dec. 16)
- Had seven rebounds, including three offensive, in 79-77 win over Virginia Tech (Nov. 10) in the Hall of Fame Series at Spectrum Center; was effective in just 15 minutes of action
- Scored four points with eight rebounds, seven on the offensive end of the floor, in 13 min of action during 74-64 win over VMI (Nov. 13)

### CAREER HIGHLIGHTS

- Appeared in 31 games, making 14 starts in first season in Garnet & Black; averaged 1.9 points, 3.1 rebounds and 1.1 assists per game
- Shot 39.3 percent (22-of-56) from the floor
- Made his Gamecock debut in a 60-58 rivalry win over Clemson (Nov. 11); played 15 minutes and had two points, four rebounds and two assists
- Matched career high in points (8) and steals (2) in victory over USC Upstate (Nov. 25); logged season highs in rebounds (7) and assists (4) as well in the game
- Tied season high again with four assists in road win at LSU (Feb. 18)
- Saw limited action in 41 games with two starts in three seasons at Illinois (2019-22)
- Played in a career-high 24 games for the Illini in 2021-22, averaging 1.6 points and 2.1 rebounds in 7.8 minutes per contest
- Shot 47.2 percent (17-for-36) from the floor in redshirt sophomore season at Illinois
- Was on pair of NCAA Tournament teams (2021, 2022) and a member of the 2021 Big Ten Tournament Champions and 2022 Big Ten Regular Season Co-Champions

### PERSONAL

- Son of Rony Verdonk and Luana Bosmans
- Has a younger brother, Mauro
- Played handball, soccer and swam competitively growing up
- List playing the piano as one of his hobbies
- Graduated from Illinois in three years with a degree in psychology
- Currently enrolled as a second-year student in the University of South Carolina School of Law and is one of only active law students in NCAA Division I basketball

## CAREER STATS

SEASON	TEAM	GP-GS	MIN/AVG	FG-FGA	FG%	3FG-3FGA	3FG%	FT-FTA	FT%	OFF	DEF	TOT	AVG	PF-FO	A	TO	BLK	STL	PTS	AVG
2019-20	Illini	9-0	57/6.3	4-11	.364	0-2	.000	3-4	.750	6	4	10	1.1	6-0	6	5	2	3	11	1.2
2020-21	Illini	8-0	18/2.2	1-3	.333	0-0	.000	0-0	.000	1	2	3	0.4	0-0	0	1	0	0	2	0.3
2021-22	Illini	24-2	186/7.8	17-36	.472	0-0	.000	5-17	.294	25	26	51	2.1	33-0	15	5	0	7	39	1.6
2022-23	USC	31-14	463/14.9	22-56	.393	0-0	.000	16-27	.593	56	40	96	3.1	68-1	35	40	7	11	60	1.9
2023-24	USC	16-0	162/10.1	17-28	.607	0-0	.000	8-12	.667	29	20	49	3.1	29-1	8	12	3	3	42	2.6
<b>TOTAL FOR USC</b>		<b>47-14</b>	<b>625/13.3</b>	<b>39-84</b>	<b>.464</b>	<b>0-0</b>	<b>.000</b>	<b>24-39</b>	<b>.615</b>	<b>85</b>	<b>60</b>	<b>145</b>	<b>3.1</b>	<b>97-2</b>	<b>43</b>	<b>52</b>	<b>10</b>	<b>14</b>	<b>102</b>	<b>2.2</b>
<b>TOTAL</b>		<b>88-16</b>	<b>886/10.1</b>	<b>61-134</b>	<b>.455</b>	<b>0-2</b>	<b>.000</b>	<b>32-60</b>	<b>.533</b>	<b>117</b>	<b>92</b>	<b>209</b>	<b>2.4</b>	<b>136-2</b>	<b>64</b>	<b>63</b>	<b>12</b>	<b>24</b>	<b>154</b>	<b>1.8</b>



33

JOSH GRAY

Sr. • Forward • 7-0 • 265 • Brooklyn, N.Y. // LSU

CAREER HIGHS

Single Game Highs

Statistic	Value
Points	20 vs Arkansas 02/04/23
Rebounds	14 vs Mississippi St. 01/31/23, vs Arkansas 02/04/23
Assists	2 6 times
Steals	2 4 times
Blocks	3 4 times
FG Made	9 vs Arkansas 02/04/23
FG Attempts	14 vs Arkansas 02/04/23
3FG Attempts	1 vs Western Ky. 11/14/21, vs Arkansas 02/04/23
FT Made	4 vs DePaul 11/17/23
FT Attempts	9 vs DePaul 11/17/23

SUPERLATIVES

	'23-24	Career
Double-figure scoring	1	4
Double-figure rebounding	-	8
Double-double	-	2
2+ blocks	2	10
2+ steals	-	4
Team high scoring	-	1*
Team high rebounding	3	21*
Team high blocks	7	28*
Team high steals	1	5*

includes led, or shared team high ; \* Carolina ONLY



INSTAGRAM: @joshgrayofficial  
TWITTER: @NWNBJosh

2023-24 GAME-BY-GAME

Opponent	Date	GS	MIN	Total		3-Pointers		Free throws		Rebounds				PF	A TO BLK STL PTS AVG					
				FG-FGA	PCT	3FG-3FGA	PCT	FT-FTA	PCT	OFF	DEF	TOT	AVG		A	TO	BLK	STL	PTS	AVG
USC Upstate	11/06/2023		10:54	1-2	.500	0-0	.000	1-3	.333	0	6	6	6.0	2	0	0	1	0	3	3.0
VMI	11/13/2023		02:24	0-1	.000	0-0	.000	0-0	.000	0	0	0	3.0	1	0	0	0	0	0	1.5
vs DePaul	11/17/2023		15:11	2-3	.667	0-0	.000	4-9	.444	1	6	7	4.3	3	0	0	1	1	8	3.7
vs Grand Canyon	11/19/2023		06:30	1-3	.333	0-0	.000	2-3	.667	2	1	3	4.0	3	0	0	0	0	4	3.8
Notre Dame	11/28/2023		03:21	0-0	.000	0-0	.000	0-0	.000	0	1	1	3.4	1	0	0	0	0	0	3.0
George Washington	12/01/2023		05:02	0-0	.000	0-0	.000	0-0	.000	0	0	0	2.8	1	0	0	0	1	0	2.5
at Clemson	12/06/2023		02:20	1-1	1.000	0-0	.000	0-0	.000	0	2	2	2.7	0	0	0	0	0	2	2.4
at East Carolina	12/09/2023		07:37	0-0	.000	0-0	.000	0-0	.000	0	1	1	2.5	0	0	1	0	0	0	2.1
Charleston So.	12/16/2023		01:50	0-0	.000	0-0	.000	0-0	.000	0	2	2	2.4	0	0	1	0	0	0	1.9
Winthrop	12/19/2023		02:48	0-1	.000	0-0	.000	0-0	.000	0	0	0	2.2	1	0	0	0	0	0	1.7
Mississippi St.	01/06/2024		05:43	0-0	.000	0-0	.000	0-0	.000	0	0	0	2.0	3	0	0	1	0	0	1.5
at Alabama	01/09/2024		04:01	1-1	1.000	0-0	.000	0-0	.000	0	0	0	1.8	1	0	0	1	0	0	2
at Missouri	01/13/2024		08:58	0-2	.000	0-0	.000	2-2	1.000	0	1	1	1.8	2	1	2	0	0	2	1.6
Georgia	01/16/2024		04:03	1-2	.500	0-0	.000	0-5	.000	2	1	3	1.9	0	0	1	2	0	2	1.6
at Arkansas	01/20/2024		09:20	3-4	.750	0-0	.000	0-0	.000	1	3	4	2.0	1	2	2	0	1	6	1.9
Kentucky	01/23/2024		11:14	4-6	.667	0-0	.000	1-1	1.000	1	5	6	2.3	2	0	0	0	0	9	2.4
Missouri	01/27/2024		13:09	2-4	.500	0-0	.000	1-2	.500	1	2	3	2.3	3	0	1	1	0	5	2.5
at Tennessee	01/30/2024		13:38	2-4	.500	0-0	.000	2-2	1.000	2	5	7	2.6	2	0	1	0	0	6	2.7
at Georgia	02/03/2024		18:21	7-9	.778	0-0	.000	1-2	.500	4	4	8	2.8	2	1	1	0	0	15	3.4
Ole Miss	02/06/2024		16:35	2-5	.400	0-0	.000	0-0	.000	1	2	3	2.9	1	1	0	0	0	4	3.4
Vanderbilt	02/10/2024		14:40	0-0	.000	0-0	.000	1-3	.333	2	2	4	2.9	1	1	3	2	0	1	3.3
at Auburn	02/14/2024		13:39	0-1	.000	0-0	.000	0-0	.000	1	1	2	2.9	1	1	2	2	0	0	3.1
LSU	02/17/2024		10:14	1-2	.500	0-0	.000	2-2	1.000	0	3	3	2.9	1	0	0	1	0	4	3.2
at Ole Miss	02/24/2024		12:39	1-2	.500	0-0	.000	0-2	.000	0	3	3	2.9	2	0	2	1	0	2	3.1
Totals			0 214:10	29-53	.547	0-0	.000	17-36	.472	18	51	69	2.9	34	7	17	13	3	75	3.1

Player Averages

Games Played	Minutes/ game	Points/ game	FG Pct	3FG Pct	FT Pct	Rebounds/ game	Assists/ game	Turnovers/ game	Assist/Turnover ratio	Steals/ game	Blocks/ game
24	8.9	3.1	54.7	0.0	47.2	2.9	0.3	0.7	0.4	0.1	0.5

PLAYER BIO

AWARDS/HONORS

2023-24

- Has led Carolina in blocks seven times this season.
- Season-high 15 points and a team-high eight rebounds in win at Georgia on Feb. 3, 2024.
- Team-high seven rebounds in win at No. 5/5 Tennessee on Jan. 30.
- Huge off the bench in win over No. 6/6 Kentucky on Jan. 23, 2024. Scored nine points and grabbed six rebounds.
- Hit a pair of critical 1-and-1 free throws with 1:04 remaining to help send the game to OT in road win at Mizzou (Jan. 13)
- Missed the Virginia Tech game on Nov. 10 due to illness

CAREER HIGHLIGHTS

- Played in all 32 games, making 15 starts (all in SEC play) ; averaged 4.3 points and 6.3 rebounds (led the team) in 16.8 minutes per gam ; his 27 blocks (0.8 per game average), 22 dunks and 51.2 field goal percentage (44-of-86) also led the team
- Logged double-digit rebounds on eight different occasions, seven of which came in conference action ; scored in double-figures a career-best three times
- Averaged 5.8 points and 7.9 rebounds per game in SEC
- Scored six points, pulled down 10 rebounds and had three blocks in 60-58 rivalry win vs. Clemson (Nov. 11)
- Recorded the first double-double of his career with 11 points and 13 rebounds at Florida (Jan. 25) in just 21 minutes of action
- Had six points and a new career-high 14 rebounds (eight offensive) vs. Mississippi State (Jan. 31)
- Followed that performance with the best game of his career to date, scoring 20 points and pulling down 14 rebounds vs. Arkansas (Feb. 4) ; was his first career 20-point game ; set career highs for field goals made (9) and field goals attempted (14)
- Had double-digit rebounds four more times in SEC action with 13 in a road win at Ole Miss (Feb. 11), 12 vs. Vanderbilt (Feb. 14), 10 at Tennessee (Feb. 25) and 13 in a Senior Day win vs. Georgia (March 4)

PERSONAL

- Son of Mr. and Mrs. Gray
- Is the youngest of three siblings
- Lists Giannis Antetokounmpo as his favorite professional basketball player
- His favorite dessert is cheesecake and his favorite vacation spot is France
- A mass communications major

CAREER STATS

				Field Goals		3-Point		F-Throws		Rebounds										Scoring	
SEASON	TEAM	GP-GS	MIN/AVG	FG-FGA	FG%	3FG-3FGA	3FG%	FT-FTA	FT%	OFF	DEF	TOT	AVG	PF-FO	A	TO	BLK	STL	PTS	AVG	
2020-21	LSU	10-0	33/3.3	3-6	.500	0-0	.000	2-7	.286	5	7	12	1.2	7-0	0	2	1	0	8	0.8	
2021-22	USC	25-3	284/11.3	30-58	.517	0-1	.000	13-34	.382	36	51	87	3.5	37-0	9	12	17	11	73	2.9	
2022-23	USC	32-15	537/16.8	57-111	.514	0-1	.000	24-52	.462	86	115	201	6.3	74-1	15	31	27	9	138	4.3	
2023-24	USC	24-0	214/8.9	29-53	.547	0-0	.000	17-36	.472	18	51	69	2.9	34-0	7	17	13	3	75	3.1	
TOTAL FOR USC		81-18	1035/12.8	116-222	.523	0-2	.000	54-122	.443	140	217	357	4.4	145-1	31	60	57	23	286	3.5	
TOTAL		91-18	1069/11.7	119-228	.522	0-2	.000	56-129	.434	145	224	369	4.1	152-1	31	62	58	23	294	3.2	

55

TA'LON COOPER

TUH-lon

Gr. • Guard • 6-4 • 200 • Roebuck, S.C. // Minnesota

CAREER HIGHS

Single Game Highs

Statistic	Value
Points	20 vs Alice Lloyd 12/28/19, vs Kentucky 01/23/24
Rebounds	11 at Ohio St. 01/12/23
Assists	12 vs Transylvania 11/18/21, vs Presbyterian 12/06/21, vs Nebraska 03/08/23
Steals	5 vs Tennessee Tech 02/03/22
Blocks	4 vs Murray St. 03/05/22, vs Penn St. 02/18/23
FG Made	8 vs Kentucky 01/23/24
FG Attempts	16 at Michigan 01/22/23
3FG Made	4 5 times
3FG Attempts	10 at SIUE 02/26/22
FT Made	8 vs Nebraska 03/08/23
FT Attempts	10 vs Nebraska 03/08/23

SUPERLATIVES

	'23-24	Career
Double-figure scoring	13	64
Double-figure rebounding	-	2
Double-figure assists	-	3
Double-double	-	6
5+ assists	11	72
3+ steals	1	10
Team high scoring	3	3*
Team high rebounding	4	4*
Team high assists	18	18*
Team high steals	5	5*

includes led, or shared team high ; \* Carolina ONLY



**INSTAGRAM:** @taloncooper\_55  
**TWITTER:** @LatrellT313  
**TIKTOK:** @tlc\_55

2023-24 GAME-BY-GAME

Opponent	Date	GS	MIN	Total		3-Pointers		Free throws		Rebounds				PF	A	TO	BLK	STL	PTS	AVG	
				FG-FGA	PCT	3FG-3FGA	PCT	FT-FTA	PCT	OFF	DEF	TOT	AVG								
USC Upstate	11/06/2023	*	22:52	5-7	.714	3-5	.600	2-3	.667	2	5	7	7.0	1	3	1	1	0	15	15.0	
vs Virginia Tech	11/10/2023	*	31:16	5-8	.625	2-4	.500	0-0	.000	0	2	2	4.5	2	7	0	0	0	12	13.5	
VMI	11/13/2023	*	33:26	3-9	.333	0-2	.000	1-1	1.000	0	1	1	3.3	3	7	0	0	2	7	11.3	
vs DePaul	11/17/2023	*	31:27	2-6	.333	1-2	.500	4-6	.667	3	4	7	4.3	1	5	2	0	2	9	10.8	
vs Grand Canyon	11/19/2023	*	34:52	1-3	.333	0-1	.000	0-0	.000	0	0	0	3.4	3	5	1	0	0	2	9.0	
Notre Dame	11/28/2023	*	35:38	2-6	.333	1-3	.333	4-5	.800	1	4	5	3.7	2	4	1	0	1	9	9.0	
George Washington	12/01/2023	*	32:58	5-7	.714	4-6	.667	0-0	.000	0	3	3	3.6	0	8	1	0	0	14	9.7	
at Clemson	12/06/2023	*	32:56	2-4	.500	1-1	1.000	0-0	.000	1	2	3	3.5	3	3	1	0	0	5	9.1	
at East Carolina	12/09/2023	*	35:42	2-4	.500	2-4	.500	3-4	.750	0	7	7	3.9	0	3	2	0	0	9	9.1	
Charleston So.	12/16/2023	*	28:09	3-4	.750	0-1	.000	3-4	.750	2	3	5	4.0	1	3	1	0	1	9	9.1	
Winthrop	12/19/2023	*	31:41	6-12	.500	1-5	.200	0-0	.000	2	4	6	4.2	0	3	3	1	0	13	9.5	
Elon	12/22/2023	*	33:28	7-11	.636	3-7	.429	0-1	.000	4	2	6	4.3	1	3	1	0	1	17	10.1	
Florida A&M	12/30/2023	*	25:37	0-4	.000	0-2	.000	2-2	1.000	1	3	4	4.3	0	4	0	1	0	2	9.5	
Mississippi St.	01/06/2024	*	33:17	1-6	.167	0-2	.000	2-4	.500	0	3	3	4.2	0	7	1	1	0	4	9.1	
at Alabama	01/09/2024	*	31:54	4-8	.500	2-5	.400	0-0	.000	3	1	4	4.2	1	1	1	0	3	10	9.1	
at Missouri	01/13/2024	*	40:05	4-11	.364	2-5	.400	1-1	1.000	3	5	8	4.4	1	3	2	0	0	11	9.3	
Georgia	01/16/2024	*	37:14	3-7	.429	0-2	.000	2-2	1.000	2	4	6	4.5	3	3	1	1	1	8	9.2	
at Arkansas	01/20/2024	*	36:30	4-5	.800	3-3	1.000	0-0	.000	0	4	4	4.5	1	5	1	0	0	11	9.3	
Kentucky	01/23/2024	*	36:31	8-11	.727	2-4	.500	2-2	1.000	3	2	5	4.5	1	5	0	2	0	20	9.8	
Missouri	01/27/2024	*	36:15	4-5	.800	2-3	.667	2-2	1.000	0	3	3	4.5	3	4	3	0	1	12	10.0	
at Tennessee	01/30/2024	*	33:25	6-10	.600	4-5	.800	2-2	1.000	1	4	5	4.5	1	2	2	0	0	18	10.3	
at Georgia	02/03/2024	*	38:04	3-6	.500	3-4	.750	1-2	.500	0	3	3	4.4	1	8	2	0	1	10	10.3	
Ole Miss	02/06/2024	*	35:32	5-10	.500	2-4	.500	0-0	.000	0	4	4	4.4	1	2	2	0	0	12	10.4	
Vanderbilt	02/10/2024	*	34:55	2-6	.333	1-5	.200	0-0	.000	0	2	2	4.3	1	7	0	0	0	5	10.2	
at Auburn	02/14/2024	*	33:48	1-6	.167	0-2	.000	2-2	1.000	0	2	2	4.2	1	0	1	0	0	4	9.9	
LSU	02/17/2024	*	32:26	2-8	.250	1-4	.250	0-0	.000	2	2	4	4.2	0	3	1	0	2	5	9.7	
at Ole Miss	02/24/2024	*	35:35	4-8	.500	1-1	1.000	0-1	.000	0	7	7	4.3	2	6	2	0	1	9	9.7	
Totals			27	905:33	94-192	.490	41-92	.446	33-44	.750	30	86	116	4.3	34	114	33	7	16	262	9.7

Player Averages

Games Played	Minutes/game	Points/game	FG Pct	3FG Pct	FT Pct	Rebounds/game	Assists/game	Turnovers/game	Assist/Turnover ratio	Steals/game	Blocks/game
27	33.5	9.7	49.0	44.6	75.0	4.3	4.2	1.2	3.5	0.6	0.3

PLAYER BIO

AWARDS/HONORS

- First Team All-Ohio Valley (2022)

2023-24

- Became one of four active players with 1300 career points and 700 assists in win vs Ole Miss on Feb. 6.
- Team-high 18 points in win at No. 5/5 Tennessee on Jan. 30. Scored 61 points over a four games marking the best scoring stretch of his career. Scored 57 over a four-game stretch last year at Minnesota.
- Scored 12 points and had a team-high four assists in win vs Missouri on Jan. 27.
- Tied a career-high with 20 points on 8-of-11 shooting in win over No. 6/6 Kentucky on Jan. 23, 2024. Had a team-high five assists and no turnovers.
- Fourth in the SEC in assists per game (4.2)
- Ranks 8th in the country and 2nd in the SEC with a 3.45:1 assist-to-turnover ratio ; 114 assists and just 33 turnovers on the season
- Seven assists and just one TO in win vs. Miss. State (Jan. 6)
- Season-high 17 points in blowout win over Elon (Dec. 22) ; matched career-high with seven made FGs ; hit trio of 3s for the third time this season in game
- Scored 14 points and dished out eight assists with just one turnover in blowout win over George Washington (Dec. 1) ; matched his career high with four made 3s
- Had 12 points, seven assists and no turnovers, in 79-77 win over Virginia Tech (Nov. 10) in the Hall of Fame Series at Spectrum Center

CAREER HIGHLIGHTS

- In four collegiate seasons, has played in 126 games, averaging 8.5 points, 4.8 assists and 3.4 rebounds per game
- Ended the last season 21st on the NCAA active leaders for career assists list with 603
- Spent the 2022-23 season at Minnesota ; served as team captain starting all 30 games for the Gophers
- Averaged 9.9 points (third on team) and 6.3 assists per game (led team) ; his 196 assists were 12th in the country and his assist per game average was seventh nationally
- He also averaged 37 minutes per game and led the team in minutes played (1,096) ; he had 16 double-figure outings and 21 games with five or more assists (three with double-figure assists) in his lone season at Minnesota
- In three seasons at Morehead State, played in 95 games making 52 starts
- He averaged 8.1 points and 4.3 assists per game for the Eagles
- Earned First Team All-OVC honors in 2022 after averaging 9.1 points, 5.9 assists and 5.1 steals per game
- Helped team to an OVC title in 2021 and an NCAA Tournament appearances ; played two seasons with All-SEC forward Johni Broome of Auburn while at Morehead

PERSONAL

- Son of Curtis and Nataki ; has a brother, Curtis Jr., and a pair of sisters, Carneisha and Zakiya
- Graduated with a degree in sport management from Minnesota
- Born on Nov. 26, 1999
- Would like to become a coach when playing days are over
- List Space Jam as favorite movie
- Dream car is 1968 Mustang
- Magic Johnson is favorite NBA player to watch
- Enjoys playing video games and roller skating in his free time

CAREER STATS

				Field Goals		3-Point		F-Throws		Rebounds				Scoring						
SEASON	TEAM	GP-GS	MIN/AVG	FG-FGA	FG%	3FG-3FGA	3FG%	FT-FTA	FT%	OFF	DEF	TOT	AVG	PF-FO	A	TO	BLK	STL	PTS	AVG
2019-20	More	30-7	696/23.2	66-146	.452	31-80	.388	46-57	.807	17	68	85	2.8	42-1	94	37	10	27	209	7.0
2020-21	More	31-11	907/29.3	89-217	.410	39-99	.394	39-64	.609	10	55	65	2.1	49-1	111	60	16	28	256	8.3
2021-22	More	34-34	1154/33.9	106-260	.408	40-120	.333	56-86	.651	23	131	154	4.5	60-0	202	74	23	31	308	9.1
2022-23	MINN	31-31	1137/36.7	107-271	.395	37-98	.378	54-88	.614	18	107	125	4.0	66-1	196	83	28	33	305	9.8
2023-24	USC	27-27	906/33.5	94-192	.490	41-92	.446	33-44	.750	30	86	116	4.3	34-0	114	33	7	16	262	9.7
TOTAL FOR USC		27-27	906/33.5	94-192	.490	41-92	.446	33-44	.750	30	86	116	4.3	34-0	114	33	7	16	262	9.7
TOTAL		153-110	4799/31.4	462-1086	.425	188-489	.384	228-339	.673	98	447	545	3.6	251-3	717	287	84	135	1340	8.8



# 2023-24 SOUTH CAROLINA BASKETBALL STATS



## 2023-24 South Carolina Men's Basketball Combined Team Statistics All games

Page 1/1  
as of Feb 24, 2024

### Game Records

Record	Overall	Home	Away	Neutral
ALL GAMES	22-5	13-2	6-3	3-0
CONFERENCE	10-4	5-2	5-2	0-0
NON-CONFERENCE	12-1	8-0	1-1	3-0

### Score by Periods

Team	1st	2nd	OT	TOT
South Carolina	952	977	9	1938
Opponents	800	952	7	1759

### Team Box Score

No.	Player				Total			3-Point			F-Throw		Rebounds													
		GP-GS	MIN	AVG	FG-FGA	FG%	3FG-3FGA	3FG%	FT-FTA	FT%	OFF	DEF	TOT	AVG	PF	DQ	A	TO	BLK	STL	PTS	AVG				
2	MACK, B.J.	27-27	673:09	24.9	126-300	.420	40-124	.323	84-109	.771	34	100	134	5.0	56	0	36	35	14	10	376	13.9				
5	JOHNSON, Meechie	26-26	750:47	28.9	114-291	.392	47-142	.331	76-92	.826	14	96	110	4.2	53	2	78	42	3	25	351	13.5				
30	MURRAY-BOYLES, Collin	21-12	425:39	20.3	82-138	.594	0-5	.000	41-63	.651	47	54	101	4.8	46	0	34	25	15	19	205	9.8				
55	COOPER, Ta'lon	27-27	905:33	33.5	94-192	.490	41-92	.446	33-44	.750	30	86	116	4.3	34	0	114	33	7	16	262	9.7				
10	STUTE, Myles	23-17	561:51	24.4	72-172	.419	40-103	.388	23-33	.697	25	51	76	3.3	42	0	25	32	5	16	207	9.0				
1	WRIGHT, Jacobi	27-1	610:19	22.6	57-151	.377	23-72	.319	29-38	.763	10	37	47	1.7	41	0	49	16	1	13	166	6.1				
12	DAVIS, Zachary	26-10	558:26	21.5	48-113	.425	16-56	.286	18-27	.667	24	70	94	3.6	42	0	28	23	5	17	130	5.0				
33	GRAY, Josh	24-0	214:10	8.9	29-53	.547	0-0	.000	17-36	.472	18	51	69	2.9	34	0	7	17	13	3	75	3.1				
31	BOSMANS-VERDONK, Benjamin	16-0	162:14	10.1	17-28	.607	0-0	.000	8-12	.667	29	20	49	3.1	29	1	8	12	3	3	42	2.6				
15	UGUSUK, Morris	25-0	284:09	11.4	22-66	.333	14-47	.298	7-9	.778	5	13	18	0.7	7	0	15	10	3	5	65	2.6				
4	CLARK, Stephen	23-15	248:43	10.8	22-46	.478	2-7	.286	9-16	.563	15	37	52	2.3	38	0	19	14	13	3	55	2.4				
14	SPARKMAN, Eli	4-0	21:21	5.3	1-5	.200	0-4	.000	2-2	1.000	1	3	4	1.0	1	0	0	1	0	0	4	1.0				
0	DIBBA, Ebrima	1-0	02:49	2.8	0-1	.000	0-0	.000	0-0	.000	0	0	0	0.0	1	0	1	1	0	0	0	0.0				
20	GRAJZL, Danny	4-0	05:48	1.5	0-0	.000	0-0	.000	0-0	.000	0	0	0	0.0	1	0	0	0	0	0	0	0.0				
Team											58	45	103					19								
Total		27	5425		684-1556	.440	223-652	.342	347-481	.721	310	663	973	36.0	425	3	414	280	82	130	1938	71.8				
Opponents		27	5425		636-1514	.420	157-471	.333	330-461	.716	251	611	862	31.9	437	9	294	267	121	158	1759	65.1				

### Team Statistics

	USC	OPP
<b>Scoring</b>		
Points per game	71.8	65.1
Scoring margin	+6.6	-
<b>Field goals-att</b>		
Field goal pct	.440	.420
<b>3 point fg-att</b>		
3-point FG pct	.342	.333
3-pt FG made per game	8.3	5.8
<b>Free throws-att</b>		
Free throw pct	.721	.716
F-Throws made per game	12.9	12.2
<b>Rebounds</b>		
Rebounds per game	36.0	31.9
Rebounding margin	+4.1	-
<b>Assists</b>		
Assists per game	15.3	10.9
<b>Turnovers</b>		
Turnovers per game	10.4	9.9
Turnover margin	-0.5	-
Assist/turnover ratio	1.5	1.1
<b>Steals</b>		
Steals per game	4.8	5.9
<b>Blocks</b>		
Blocks per game	3.0	4.5
<b>Winning streak</b>		
Home win streak	0	-
<b>Attendance</b>		
Home games-Avg/Game	15-12851	9-11545
Neutral site-Avg/Game	-	3-4195

### Team Results

Date	Opponent		Score	Att.
11/06/2023	USC Upstate	W	82-53	11216
11/10/2023	vs Virginia Tech	W	79-77	6783
11/13/2023	VMI	W	74-64	10449
11/17/2023	vs DePaul	W	73-68	3214
11/19/2023	vs Grand Canyon	W	75-68	2589
11/28/2023	Notre Dame	W	65-53	15215
12/01/2023	George Washington	W	89-67	10936
12/06/2023	at Clemson	L	67-72	9000
12/09/2023	at East Carolina	W	68-62	5568
12/16/2023	Charleston So.	W	73-69	10006
12/19/2023	Winthrop	W	72-62	9455
12/22/2023	Elon	W	70-43	10203
12/30/2023	Florida A&M	W	94-62	11070
01/06/2024	Mississippi St.	W	68-62	11382
01/09/2024	at Alabama	L	47-74	10208
01/13/2024	at Missouri	Wot	71-69	11135
01/16/2024	Georgia	L	69-74	12404
01/20/2024	at Arkansas	W	77-64	19200
01/23/2024	Kentucky	W	79-62	18000
01/27/2024	Missouri	W	72-64	13553
01/30/2024	at Tennessee	W	63-59	20667
02/03/2024	at Georgia	W	72-62	10523
02/06/2024	Ole Miss	W	68-65	18000
02/10/2024	Vanderbilt	W	75-60	14310
02/14/2024	at Auburn	L	61-101	9121
02/17/2024	LSU	L	63-64	16570
02/24/2024	at Ole Miss	W	72-59	8486



2023-24 South Carolina Men's Basketball  
Combined Team Statistics  
In Conference gamesPage 1/1  
as of Feb 24, 2024

## Game Records

Record	Overall	Home	Away	Neutral
ALL GAMES	10-4	5-2	5-2	0-0
CONFERENCE	10-4	5-2	5-2	0-0
NON-CONFERENCE	0-0	0-0	0-0	0-0

## Score by Periods

Team	1st	2nd	OT	TOT
South Carolina	471	477	9	957
Opponents	431	501	7	939

## Team Box Score

No.	Player				Total		3-Point		F-Throw		Rebounds											
		GP-GS	MIN	AVG	FG-FGA	FG%	3FG-3FGA	3FG%	FT-FTA	FT%	OFF	DEF	TOT	AVG	PF	DQ	A	TO	BLK	STL	PTS	AVG
2	MACK, B.J.	14-14	355:19	25.4	62-159	.390	21-68	.309	49-66	.742	17	51	68	4.9	26	0	17	19	4	2	194	13.9
30	MURRAY-BOYLES, Collin	14-12	346:21	24.7	67-111	.604	0-3	.000	27-42	.643	38	47	85	6.1	35	0	27	21	14	17	161	11.5
5	JOHNSON, Meechie	14-14	413:13	29.5	46-137	.336	22-72	.306	25-30	.833	4	57	61	4.4	29	1	47	24	1	14	139	9.9
55	COOPER, Ta'lon	14-14	495:31	35.4	51-107	.477	23-49	.469	14-18	.778	14	46	60	4.3	17	0	56	19	4	9	139	9.9
10	STUTE, Myles	10-4	222:30	22.3	23-60	.383	15-39	.385	8-9	.889	7	17	24	2.4	17	0	8	15	3	6	69	6.9
1	WRIGHT, Jacobi	14-0	317:25	22.7	28-74	.378	16-42	.381	10-16	.625	5	17	22	1.6	26	0	23	4	0	4	82	5.9
12	DAVIS, Zachary	14-10	326:54	23.3	27-65	.415	7-30	.233	14-18	.778	17	32	49	3.5	29	0	20	16	1	5	75	5.4
33	GRAY, Josh	14-0	156:14	11.2	24-42	.571	0-0	.000	10-21	.476	15	32	47	3.4	22	0	7	15	11	1	58	4.1
15	UGUSUK, Morris	13-0	93:45	7.2	9-26	.346	4-17	.235	5-6	.833	1	5	6	0.5	1	0	3	3	1	2	27	2.1
4	CLARK, Stephen	10-2	81:19	8.1	3-8	.375	0-2	.000	4-9	.444	7	9	16	1.6	13	0	4	5	0	2	10	1.0
31	BOSMANS-VERDONK, Benjamin	4-0	16:29	4.1	1-4	.250	0-0	.000	1-1	1.000	2	1	3	0.8	5	0	2	1	0	0	3	0.8
Team											31	19	50					13				
Total		14	2825		341-793	.430	108-322	.335	167-236	.708	158	333	491	35.1	220	1	214	155	39	62	957	68.4
Opponents		14	2825		348-798	.436	80-244	.328	163-226	.721	135	313	448	32.0	221	4	151	125	68	90	939	67.1

## Team Statistics

	USC	OPP
<b>Scoring</b>		
Points per game	68.4	67.1
Scoring margin	+1.3	-
<b>Field goals-att</b>		
Field goal pct	.430	.436
<b>3 point fg-att</b>		
3-point FG pct	.335	.328
3-pt FG made per game	7.7	5.7
<b>Free throws-att</b>		
Free throw pct	.708	.721
F-Throws made per game	11.9	11.6
<b>Rebounds</b>		
Rebounds per game	35.1	32.0
Rebounding margin	+3.1	-
<b>Assists</b>		
Assists per game	15.3	10.8
<b>Turnovers</b>		
Turnovers per game	11.1	8.9
Turnover margin	-2.1	-
Assist/turnover ratio	1.4	1.2
<b>Steals</b>		
Steals per game	4.4	6.4
<b>Blocks</b>		
Blocks per game	2.8	4.9
<b>Winning streak</b>		
Home win streak	0	-
<b>Attendance</b>		
Home games-Avg/Game	7-14888	7-12763
Neutral site-Avg/Game	-	0-0

## Team Results

Date	Opponent		Score	Att.
01/06/2024	Mississippi St.	W	68-62	11382
01/09/2024	at Alabama	L	47-74	10208
01/13/2024	at Missouri	Wot	71-69	11135
01/16/2024	Georgia	L	69-74	12404
01/20/2024	at Arkansas	W	77-64	19200
01/23/2024	Kentucky	W	79-62	18000
01/27/2024	Missouri	W	72-64	13553
01/30/2024	at Tennessee	W	63-59	20667
02/03/2024	at Georgia	W	72-62	10523
02/06/2024	Ole Miss	W	68-65	18000
02/10/2024	Vanderbilt	W	75-60	14310
02/14/2024	at Auburn	L	61-101	9121
02/17/2024	LSU	L	63-64	16570
02/24/2024	at Ole Miss	W	72-59	8486



## Team Statistics

	USC	OPP
<b>Scoring</b>	<b>1938</b>	<b>1759</b>
Points per game	71.8	65.1
Scoring margin	+6.6	-
<b>Field goals-att</b>	<b>684-1556</b>	<b>636-1514</b>
Field goal pct	.440	.420
<b>3 point fg-att</b>	<b>223-652</b>	<b>157-471</b>
3-point FG pct	.342	.333
3-pt FG made per game	8.3	5.8
<b>Free throws-att</b>	<b>347-481</b>	<b>330-461</b>
Free throw pct	.721	.716
F-Throws made per game	12.9	12.2
<b>Rebounds</b>	<b>973</b>	<b>862</b>
Rebounds per game	36.0	31.9
Rebounding margin	+4.1	-
<b>Assists</b>	<b>414</b>	<b>294</b>
Assists per game	15.3	10.9
<b>Turnovers</b>	<b>280</b>	<b>267</b>
Turnovers per game	10.4	9.9
Turnover margin	-0.5	-
Assist/turnover ratio	1.5	1.1
<b>Steals</b>	<b>130</b>	<b>158</b>
Steals per game	4.8	5.9
<b>Blocks</b>	<b>82</b>	<b>121</b>
Blocks per game	3.0	4.5
<b>Winning streak</b>	<b>1</b>	<b>-</b>
Home win streak	0	-
<b>Attendance</b>	<b>192769</b>	<b>103908</b>
Home games-Avg/Game	15-12851	9-11545
Neutral site-Avg/Game	-	3-4195

## Score by Periods

Team	1st	2nd	OT	TOT
South Carolina	952	977	9	1938
Opponents	800	952	7	1759



# 2023-24 SOUTH CAROLINA BASKETBALL STATS



## 2023-24 South Carolina Men's Basketball Category Leaders All games

Page 1/3  
as of Feb 24, 2024

### Points

##	Player	G	Pts	Pts/G
2	Mack, B.J.	27	376	13.9
5	Johnson, Meechie	26	351	13.5
55	Cooper, Ta'lon	27	262	9.7
10	Stute, Myles	23	207	9.0
30	Murray-Boyles, Collin	21	205	9.8
1	Wright, Jacobi	27	166	6.1
12	Davis, Zachary	26	130	5.0
33	Gray, Josh	24	75	3.1
15	Ugusuk, Morris	25	65	2.6
4	Clark, Stephen	23	55	2.4
31	Bosmans-Verdonk, Benjamin	16	42	2.6
14	Sparkman, Eli	4	4	1.0

### Scoring Average

##	Player	G	Pts	Pts/G
2	Mack, B.J.	27	376	13.9
5	Johnson, Meechie	26	351	13.5
30	Murray-Boyles, Collin	21	205	9.8
55	Cooper, Ta'lon	27	262	9.7
10	Stute, Myles	23	207	9.0
1	Wright, Jacobi	27	166	6.1
12	Davis, Zachary	26	130	5.0
33	Gray, Josh	24	75	3.1
31	Bosmans-Verdonk, Benjamin	16	42	2.6
15	Ugusuk, Morris	25	65	2.6
4	Clark, Stephen	23	55	2.4
14	Sparkman, Eli	4	4	1.0

### Field Goal Percentage

##	Player	FG	Att	Pct
31	Bosmans-Verdonk, Benjamin	17	28	.607
30	Murray-Boyles, Collin	82	138	.594
33	Gray, Josh	29	53	.547
55	Cooper, Ta'lon	94	192	.490
4	Clark, Stephen	22	46	.478
12	Davis, Zachary	48	113	.425
2	Mack, B.J.	126	300	.420
10	Stute, Myles	72	172	.419
5	Johnson, Meechie	114	291	.392
1	Wright, Jacobi	57	151	.377
15	Ugusuk, Morris	22	66	.333
14	Sparkman, Eli	1	5	.200

### Field Goal Attempts

##	Player	G	Att	Att/G
2	Mack, B.J.	27	300	11.1
5	Johnson, Meechie	26	291	11.2
55	Cooper, Ta'lon	27	192	7.1
10	Stute, Myles	23	172	7.5
1	Wright, Jacobi	27	151	5.6

### Field Goals Made

##	Player	G	Made	Made/G
2	Mack, B.J.	27	126	4.7
5	Johnson, Meechie	26	114	4.4
55	Cooper, Ta'lon	27	94	3.5
30	Murray-Boyles, Collin	21	82	3.9
10	Stute, Myles	23	72	3.1

### 3-Point FG Percentage

##	Player	3FG	Att	Pct
55	Cooper, Ta'lon	41	92	.446
10	Stute, Myles	40	103	.388
5	Johnson, Meechie	47	142	.331
2	Mack, B.J.	40	124	.323
1	Wright, Jacobi	23	72	.319
15	Ugusuk, Morris	14	47	.298
12	Davis, Zachary	16	56	.286
4	Clark, Stephen	2	7	.286

### 3-Point FG Attempts

##	Player	G	Att	Att/G
5	Johnson, Meechie	26	142	5.5
2	Mack, B.J.	27	124	4.6
10	Stute, Myles	23	103	4.5
55	Cooper, Ta'lon	27	92	3.4
1	Wright, Jacobi	27	72	2.7

### 3-Point FG Made

##	Player	G	Made	Made/G
5	Johnson, Meechie	26	47	1.8
55	Cooper, Ta'lon	27	41	1.5
2	Mack, B.J.	27	40	1.5
10	Stute, Myles	23	40	1.7
1	Wright, Jacobi	27	23	0.9





# 2023-24 SOUTH CAROLINA BASKETBALL STATS



## 2023-24 South Carolina Men's Basketball Category Leaders All games

Page 2/3  
as of Feb 24, 2024

### Free Throw Percentage

##	Player	Made	Att	Pct
14	Sparkman, Eli	2	2	1.000
5	Johnson, Meechie	76	92	.826
15	Ugusuk, Morris	7	9	.778
2	Mack, B.J.	84	109	.771
1	Wright, Jacobi	29	38	.763
55	Cooper, Ta'lon	33	44	.750
10	Stute, Myles	23	33	.697
12	Davis, Zachary	18	27	.667
31	Bosmans-Verdonk, Benjamin	8	12	.667
30	Murray-Boyles, Collin	41	63	.651
4	Clark, Stephen	9	16	.563
33	Gray, Josh	17	36	.472

### Free Throw Attempts

##	Player	G	Att	Att/G
2	Mack, B.J.	27	109	4.0
5	Johnson, Meechie	26	92	3.5
30	Murray-Boyles, Collin	21	63	3.0
55	Cooper, Ta'lon	27	44	1.6
1	Wright, Jacobi	27	38	1.4

### Free Throws Made

##	Player	G	Made	Made/G
2	Mack, B.J.	27	84	3.1
5	Johnson, Meechie	26	76	2.9
30	Murray-Boyles, Collin	21	41	2.0
55	Cooper, Ta'lon	27	33	1.2
1	Wright, Jacobi	27	29	1.1

### Rebounds

##	Player	G	Reb	Reb/G
2	Mack, B.J.	27	134	5.0
55	Cooper, Ta'lon	27	116	4.3
5	Johnson, Meechie	26	110	4.2
30	Murray-Boyles, Collin	21	101	4.8
12	Davis, Zachary	26	94	3.6

### Assists

##	Player	G	Ast	Ast/G
55	Cooper, Ta'lon	27	114	4.2
5	Johnson, Meechie	26	78	3.0
1	Wright, Jacobi	27	49	1.8
2	Mack, B.J.	27	36	1.3
30	Murray-Boyles, Collin	21	34	1.6

### Rebounds Average

##	Player	G	Reb	Reb/G
2	Mack, B.J.	27	134	5.0
30	Murray-Boyles, Collin	21	101	4.8
55	Cooper, Ta'lon	27	116	4.3
5	Johnson, Meechie	26	110	4.2
12	Davis, Zachary	26	94	3.6

### Steals

##	Player	G	Stl	Stl/G
5	Johnson, Meechie	26	25	1.0
30	Murray-Boyles, Collin	21	19	0.9
12	Davis, Zachary	26	17	0.7
55	Cooper, Ta'lon	27	16	0.6
10	Stute, Myles	23	16	0.7

### Offensive Rebounds

##	Player	G	OReb	OReb/G
30	Murray-Boyles, Collin	21	47	2.2
2	Mack, B.J.	27	34	1.3
55	Cooper, Ta'lon	27	30	1.1
31	Bosmans-Verdonk, Benjamin	16	29	1.8
10	Stute, Myles	23	25	1.1

### Blocked Shots

##	Player	G	Blk	Blk/G
30	Murray-Boyles, Collin	21	15	0.7
2	Mack, B.J.	27	14	0.5
33	Gray, Josh	24	13	0.5
4	Clark, Stephen	23	13	0.6
55	Cooper, Ta'lon	27	7	0.3

### Defensive Rebounds

##	Player	G	DReb	DReb/G
2	Mack, B.J.	27	100	3.7
5	Johnson, Meechie	26	96	3.7
55	Cooper, Ta'lon	27	86	3.2
12	Davis, Zachary	26	70	2.7
30	Murray-Boyles, Collin	21	54	2.6

### Minutes

##	Player	G	Min	Min/G
55	Cooper, Ta'lon	27	906	33:32
5	Johnson, Meechie	26	751	28:53
2	Mack, B.J.	27	673	24:56
1	Wright, Jacobi	27	610	22:36
10	Stute, Myles	23	562	24:26

### Fouls

##	Player	G	PF	PF/G
2	Mack, B.J.	27	56	2.1
5	Johnson, Meechie	26	53	2.0
30	Murray-Boyles, Collin	21	46	2.2
10	Stute, Myles	23	42	1.8
12	Davis, Zachary	26	42	1.6

### Turnovers

##	Player	G	TO	TO/G
5	Johnson, Meechie	26	42	1.6
2	Mack, B.J.	27	35	1.3
55	Cooper, Ta'lon	27	33	1.2
10	Stute, Myles	23	32	1.4
30	Murray-Boyles, Collin	21	25	1.2



## South Carolina - Individual Game Highs

POINTS	31		Collin Murray-Boyles vs Vanderbilt (02/10/2024)
	29		Meechie Johnson vs Notre Dame (11/28/2023)
	27		B.J. Mack vs Grand Canyon (N) (11/19/2023)
	26		Meechie Johnson at Clemson (12/06/2023)
	24		Meechie Johnson vs Mississippi St. (01/06/2024)
	24		Meechie Johnson vs George Washington (12/01/2023)
FIELD GOALS MADE	24		Meechie Johnson vs DePaul (N) (11/17/2023)
	14		Collin Murray-Boyles vs Vanderbilt (02/10/2024)
	9		Meechie Johnson vs George Washington (12/01/2023)
	9		Meechie Johnson vs Notre Dame (11/28/2023)
FIELD GOAL ATTEMPTS	9		B.J. Mack vs Virginia Tech (N) (11/10/2023)
	18		Meechie Johnson at Alabama (01/09/2024)
	17		Meechie Johnson at Auburn (02/14/2024)
	17		Collin Murray-Boyles vs Vanderbilt (02/10/2024)
FIELD GOAL PERCENTAGE (min 5 made)	.833	(5-6)	Collin Murray-Boyles at Ole Miss (02/24/2024)
	.833	(5-6)	Collin Murray-Boyles vs Florida A&M (12/30/2023)
3 PT FG MADE	6		Meechie Johnson at Clemson (12/06/2023)
	5		B.J. Mack vs Vanderbilt (02/10/2024)
	5		Meechie Johnson vs George Washington (12/01/2023)
	5		Myles Stute vs Virginia Tech (N) (11/10/2023)
3 PT FG ATTEMPTS	10		Meechie Johnson at Clemson (12/06/2023)
	9		B.J. Mack vs Vanderbilt (02/10/2024)
	9		Meechie Johnson at Alabama (01/09/2024)
	9		Myles Stute vs Florida A&M (12/30/2023)
	9		Myles Stute vs Elon (12/22/2023)
	9		Meechie Johnson vs Notre Dame (11/28/2023)
3 PT FG PERCENTAGE (min 2 made)	1.000	(3-3)	Myles Stute at Tennessee (01/30/2024)
	1.000	(3-3)	Ta'lon Cooper at Arkansas (01/20/2024)
	1.000	(2-2)	Morris Ugusuk vs Missouri (01/27/2024)
	1.000	(2-2)	Jacobi Wright vs VMI (11/13/2023)
	1.000	(2-2)	Meechie Johnson vs USC Upstate (11/06/2023)
FREE THROWS MADE	9		Meechie Johnson vs Mississippi St. (01/06/2024)
	9		B.J. Mack vs Grand Canyon (N) (11/19/2023)
FREE THROW ATTEMPTS	11		B.J. Mack vs Missouri (01/27/2024)
	11		Meechie Johnson vs Mississippi St. (01/06/2024)
	11		Meechie Johnson vs DePaul (N) (11/17/2023)
FREE THROW PERCENTAGE (min 3 made)	1.000	(9-9)	B.J. Mack vs Grand Canyon (N) (11/19/2023)
	1.000	(8-8)	Meechie Johnson vs Winthrop (12/19/2023)
	1.000	(6-6)	B.J. Mack at Missouri (01/13/2024)
	1.000	(5-5)	Meechie Johnson vs Charleston So. (12/16/2023)
	1.000	(4-4)	Meechie Johnson at Auburn (02/14/2024)
	1.000	(4-4)	Myles Stute at Tennessee (01/30/2024)
	1.000	(4-4)	Jacobi Wright at Missouri (01/13/2024)
	1.000	(4-4)	Meechie Johnson vs Florida A&M (12/30/2023)
	1.000	(4-4)	Meechie Johnson at East Carolina (12/09/2023)
	1.000	(4-4)	Meechie Johnson at Clemson (12/06/2023)
	1.000	(4-4)	Jacobi Wright vs Notre Dame (11/28/2023)
	1.000	(3-3)	Collin Murray-Boyles vs Vanderbilt (02/10/2024)
	1.000	(3-3)	Collin Murray-Boyles at Arkansas (01/20/2024)
	1.000	(3-3)	Stephen Clark at Clemson (12/06/2023)
	1.000	(3-3)	Jacobi Wright vs Virginia Tech (N) (11/10/2023)



2023-24 South Carolina Men's Basketball  
Player Highs Analysis  
All games

Page 2/4  
as of Feb 24, 2024

## South Carolina - Individual Game Highs

REBOUNDS	13	B.J. Mack vs VMI (11/13/2023)
	9	Zachary Davis at Ole Miss (02/24/2024)
	9	B.J. Mack vs LSU (02/17/2024)
	9	Collin Murray-Boyles vs Ole Miss (02/06/2024)
	9	Collin Murray-Boyles vs Kentucky (01/23/2024)
	9	B.J. Mack at Arkansas (01/20/2024)
	9	Stephen Clark vs Florida A&M (12/30/2023)
ASSISTS	8	Meechie Johnson vs Ole Miss (02/06/2024)
	8	Ta'lon Cooper at Georgia (02/03/2024)
	8	Ta'lon Cooper vs George Washington (12/01/2023)
STEALS	4	Collin Murray-Boyles vs Missouri (01/27/2024)
	3	Collin Murray-Boyles vs LSU (02/17/2024)
	3	Ta'lon Cooper at Alabama (01/09/2024)
	3	Meechie Johnson at Clemson (12/06/2023)
	3	B.J. Mack vs VMI (11/13/2023)
	3	Zachary Davis vs USC Upstate (11/06/2023)
BLOCKED SHOTS	4	Collin Murray-Boyles vs Georgia (01/16/2024)
	3	Collin Murray-Boyles vs Kentucky (01/23/2024)
	3	Stephen Clark at East Carolina (12/09/2023)
TURNOVERS	5	Meechie Johnson at Missouri (01/13/2024)
	4	Collin Murray-Boyles at Auburn (02/14/2024)
	4	Meechie Johnson at Alabama (01/09/2024)
	4	B.J. Mack at Alabama (01/09/2024)
	4	B.J. Mack vs DePaul (N) (11/17/2023)
	4	Meechie Johnson vs Virginia Tech (N) (11/10/2023)
	4	Stephen Clark vs USC Upstate (11/06/2023)
FOULS	5	Meechie Johnson vs Georgia (01/16/2024)
	5	Meechie Johnson vs DePaul (N) (11/17/2023)
	5	Benjamin Bosmans-Verdonk vs DePaul (N) (11/17/2023)





## 2023-24 South Carolina Men's Basketball

## Player Highs Analysis

All games

Page 3/4  
as of Feb 24, 2024

## Opponent - Individual Game Highs

POINTS	31		Dalton Knecht at Tennessee (01/30/2024)
	31		Mark Sears at Alabama (01/09/2024)
	26		Allen Flanigan vs Ole Miss (02/06/2024)
	26		Sean Pedulla vs Virginia Tech (N) (11/10/2023)
	24		Chico Carter, Jr. vs DePaul (N) (11/17/2023)
FIELD GOALS MADE	11		Allen Flanigan vs Ole Miss (02/06/2024)
	11		Dalton Knecht at Tennessee (01/30/2024)
	11		Taje' Kelly vs Charleston So. (12/16/2023)
FIELD GOAL ATTEMPTS	24		Dalton Knecht at Tennessee (01/30/2024)
	20		Noah Carter at Missouri (01/13/2024)
FIELD GOAL PERCENTAGE (min 5 made)	.769	(10-13)	Mark Sears at Alabama (01/09/2024)
	.750	(6-8)	Moussa Cisse at Ole Miss (02/24/2024)
	.750	(6-8)	Tyrell Ward vs LSU (02/17/2024)
3 PT FG MADE	6		Mark Sears at Alabama (01/09/2024)
	5		Jaylin Williams at Auburn (02/14/2024)
3 PT FG ATTEMPTS	12		Jabri Abdur-Rahim at Georgia (02/03/2024)
	10		Noah Carter at Missouri (01/13/2024)
	10		K.J. Doucet vs Winthrop (12/19/2023)
	10		Hunter Cattoor vs Virginia Tech (N) (11/10/2023)
3 PT FG PERCENTAGE (min 2 made)	1.000	(3-3)	Collin Moore vs Grand Canyon (N) (11/19/2023)
	1.000	(2-2)	Chad Baker-Mazara at Auburn (02/14/2024)
	1.000	(2-2)	Jacoi Hutchinson vs George Washington (12/01/2023)
FREE THROWS MADE	10		Kelton Talford vs Winthrop (12/19/2023)
	9		Silas Demary Jr. vs Georgia (01/16/2024)
	9		Gabe McGlothan vs Grand Canyon (N) (11/19/2023)
	9		Sean Pedulla vs Virginia Tech (N) (11/10/2023)
FREE THROW ATTEMPTS	12		Silas Demary Jr. vs Georgia (01/16/2024)
	11		Kelton Talford vs Winthrop (12/19/2023)
	11		Ezra Ausar at East Carolina (12/09/2023)
	11		Sean Pedulla vs Virginia Tech (N) (11/10/2023)
FREE THROW PERCENTAGE (min 3 made)	1.000	(7-7)	Sean East II vs Missouri (01/27/2024)
	1.000	(5-5)	Mark Sears at Alabama (01/09/2024)
	1.000	(5-5)	Tolu Smith III vs Mississippi St. (01/06/2024)
	1.000	(4-4)	TJ Caldwell at Ole Miss (02/24/2024)
	1.000	(4-4)	K.D. Johnson at Auburn (02/14/2024)
	1.000	(4-4)	Dylan Cardwell at Auburn (02/14/2024)
	1.000	(4-4)	Jabri Abdur-Rahim at Georgia (02/03/2024)
	1.000	(4-4)	Tramon Mark at Arkansas (01/20/2024)
	1.000	(4-4)	Joseph Girard III at Clemson (12/06/2023)
	1.000	(4-4)	Ray Harrison vs Grand Canyon (N) (11/19/2023)
	1.000	(4-4)	Brennan Watkins vs VMI (11/13/2023)
	1.000	(3-3)	Denver Jones at Auburn (02/14/2024)
	1.000	(3-3)	Noah Thomasson vs Georgia (01/16/2024)
	1.000	(3-3)	A'lahn Sumler vs Charleston So. (12/16/2023)
	1.000	(3-3)	Tyran Cook vs VMI (11/13/2023)
REBOUNDS	12		Trae Hannibal vs LSU (02/17/2024)
	12		Ian Schieffelin at Clemson (12/06/2023)
ASSISTS	7		Sean East II vs Missouri (01/27/2024)
	6		Jaylen Murray at Ole Miss (02/24/2024)
STEALS	4		Jesus Carralero Martin at Missouri (01/13/2024)
	4		Cameron Matthews vs Mississippi St. (01/06/2024)
	4		Keith Lamar vs Florida A&M (12/30/2023)
BLOCKED SHOTS	5		Moussa Cisse at Ole Miss (02/24/2024)
	4		Dylan Cardwell at Auburn (02/14/2024)
	4		PJ Hall at Clemson (12/06/2023)



2023-24 South Carolina Men's Basketball  
Team High/Low Analysis  
All games

Page 1/4  
as of Feb 24, 2024

## South Carolina - Game Highs

POINTS	94		Florida A&M (12/30/2023)
	89		George Washington (12/01/2023)
	82		USC Upstate (11/06/2023)
	79		Kentucky (01/23/2024)
	79		vs Virginia Tech (N) (11/10/2023)
FIELD GOALS MADE	33		George Washington (12/01/2023)
	31		vs Virginia Tech (N) (11/10/2023)
FIELD GOAL ATTEMPTS	71		VMI (11/13/2023)
	68		Winthrop (12/19/2023)
FIELD GOAL PERCENTAGE	.564	(31-55)	vs Virginia Tech (N) (11/10/2023)
	.540	(27-50)	vs Grand Canyon (N) (11/19/2023)
3 PT FG MADE	18		George Washington (12/01/2023)
	12		USC Upstate (11/06/2023)
3 PT FG ATTEMPTS	35		George Washington (12/01/2023)
	30		Elon (12/22/2023)
	30		at Clemson (12/06/2023)
3 PT FG PERCENTAGE	.545	(12-22)	USC Upstate (11/06/2023)
	.514	(18-35)	George Washington (12/01/2023)
FREE THROWS MADE	24		Florida A&M (12/30/2023)
	22		at Auburn (02/14/2024)
FREE THROW ATTEMPTS	34		vs DePaul (N) (11/17/2023)
	32		Georgia (01/16/2024)
FREE THROW PERCENTAGE	1.000	(12-12)	Winthrop (12/19/2023)
	.889	(16-18)	at Missouri (01/13/2024)
	.889	(8-9)	at Alabama (01/09/2024)
REBOUNDS	45		USC Upstate (11/06/2023)
	44		at Ole Miss (02/24/2024)
	44		Florida A&M (12/30/2023)
	44		Elon (12/22/2023)
	44		VMI (11/13/2023)
ASSISTS	25		at Georgia (02/03/2024)
	21		Vanderbilt (02/10/2024)
	21		Florida A&M (12/30/2023)
STEALS	10		VMI (11/13/2023)
	8		Missouri (01/27/2024)
	8		at Alabama (01/09/2024)
BLOCKED SHOTS	8		Georgia (01/16/2024)
	6		Kentucky (01/23/2024)
	6		George Washington (12/01/2023)
TURNOVERS	17		at Alabama (01/09/2024)
	17		vs DePaul (N) (11/17/2023)
FOULS	24		Georgia (01/16/2024)
	24		vs Grand Canyon (N) (11/19/2023)
	24		vs DePaul (N) (11/17/2023)



2023-24 South Carolina Men's Basketball  
Team High/Low Analysis  
All games

Page 2/4  
as of Feb 24, 2024

## Opponent - Game Highs

POINTS	101		at Auburn (02/14/2024)
	77		vs Virginia Tech (N) (11/10/2023)
	74		Georgia (01/16/2024)
	74		at Alabama (01/09/2024)
	72		at Clemson (12/06/2023)
FIELD GOALS MADE	36		at Auburn (02/14/2024)
	28		Ole Miss (02/06/2024)
	28		Charleston So. (12/16/2023)
FIELD GOAL ATTEMPTS	63		Florida A&M (12/30/2023)
	62		Kentucky (01/23/2024)
	62		at Arkansas (01/20/2024)
	62		at Missouri (01/13/2024)
FIELD GOAL PERCENTAGE	.610	(36-59)	at Auburn (02/14/2024)
	.509	(28-55)	Ole Miss (02/06/2024)
3 PT FG MADE	15		at Alabama (01/09/2024)
	12		at Auburn (02/14/2024)
3 PT FG ATTEMPTS	34		at Alabama (01/09/2024)
	28		at Georgia (02/03/2024)
3 PT FG PERCENTAGE	.600	(12-20)	at Auburn (02/14/2024)
	.538	(7-13)	Florida A&M (12/30/2023)
FREE THROWS MADE	25		Georgia (01/16/2024)
	23		Winthrop (12/19/2023)
	23		vs Grand Canyon (N) (11/19/2023)
FREE THROW ATTEMPTS	32		at Ole Miss (02/24/2024)
	32		Georgia (01/16/2024)
FREE THROW PERCENTAGE	1.000	(9-9)	at Georgia (02/03/2024)
	.895	(17-19)	at Auburn (02/14/2024)
REBOUNDS	45		Georgia (01/16/2024)
	42		at Clemson (12/06/2023)
ASSISTS	22		at Auburn (02/14/2024)
	15		at Alabama (01/09/2024)
	15		George Washington (12/01/2023)
STEALS	11		at Missouri (01/13/2024)
	11		USC Upstate (11/06/2023)
BLOCKED SHOTS	11		at Ole Miss (02/24/2024)
	7		Georgia (01/16/2024)
	7		Charleston So. (12/16/2023)
	7		at Clemson (12/06/2023)
TURNOVERS	16		VMI (11/13/2023)
	15		at Alabama (01/09/2024)
	15		Elon (12/22/2023)
FOULS	26		vs DePaul (N) (11/17/2023)
	23		Mississippi St. (01/06/2024)





2023-24 South Carolina Men's Basketball  
Team High/Low Analysis  
All games

## South Carolina - Game Lows

POINTS	47		at Alabama (01/09/2024)
	61		at Auburn (02/14/2024)
	63		LSU (02/17/2024)
	63		at Tennessee (01/30/2024)
	65		Notre Dame (11/28/2023)
FIELD GOALS MADE	17		at Alabama (01/09/2024)
	18		at Auburn (02/14/2024)
FIELD GOAL ATTEMPTS	48		at East Carolina (12/09/2023)
	50		Notre Dame (11/28/2023)
	50		vs Grand Canyon (N) (11/19/2023)
FIELD GOAL PERCENTAGE	.309	(17-55)	at Alabama (01/09/2024)
	.339	(19-56)	at Tennessee (01/30/2024)
3 PT FG MADE	3		at Auburn (02/14/2024)
	5		at Alabama (01/09/2024)
	5		vs DePaul (N) (11/17/2023)
3 PT FG ATTEMPTS	15		at Auburn (02/14/2024)
	17		at Ole Miss (02/24/2024)
	17		vs Grand Canyon (N) (11/19/2023)
3 PT FG PERCENTAGE	.200	(5-25)	at Alabama (01/09/2024)
	.200	(3-15)	at Auburn (02/14/2024)
FREE THROWS MADE	3		Ole Miss (02/06/2024)
	5		LSU (02/17/2024)
	5		George Washington (12/01/2023)
FREE THROW ATTEMPTS	6		LSU (02/17/2024)
	7		Ole Miss (02/06/2024)
	7		George Washington (12/01/2023)
FREE THROW PERCENTAGE	.429	(3-7)	Ole Miss (02/06/2024)
	.531	(17-32)	Georgia (01/16/2024)
REBOUNDS	23		vs Grand Canyon (N) (11/19/2023)
	28		Missouri (01/27/2024)
ASSISTS	5		at Auburn (02/14/2024)
	8		at Alabama (01/09/2024)
STEALS	1		at Arkansas (01/20/2024)
	2		Vanderbilt (02/10/2024)
	2		Georgia (01/16/2024)
	2		at Missouri (01/13/2024)
	2		at East Carolina (12/09/2023)
	2		vs Virginia Tech (N) (11/10/2023)
BLOCKED SHOTS	0		at Georgia (02/03/2024)
	0		at Tennessee (01/30/2024)
	0		at Missouri (01/13/2024)
	0		Charleston So. (12/16/2023)
TURNOVERS	3		George Washington (12/01/2023)
	6		Charleston So. (12/16/2023)
FOULS	7		Charleston So. (12/16/2023)
	9		Florida A&M (12/30/2023)
	9		George Washington (12/01/2023)



2023-24 South Carolina Men's Basketball  
Team High/Low Analysis  
All games

Page 4/4  
as of Feb 24, 2024

## Opponent - Game Lows

POINTS	43		Elon (12/22/2023)
	53		Notre Dame (11/28/2023)
	53		USC Upstate (11/06/2023)
	59		at Ole Miss (02/24/2024)
	59		at Tennessee (01/30/2024)
FIELD GOALS MADE	16		Elon (12/22/2023)
	16		Winthrop (12/19/2023)
FIELD GOAL ATTEMPTS	47		Winthrop (12/19/2023)
	50		Elon (12/22/2023)
FIELD GOAL PERCENTAGE	.320	(16-50)	Elon (12/22/2023)
	.327	(17-52)	Notre Dame (11/28/2023)
3 PT FG MADE	2		Missouri (01/27/2024)
	2		Elon (12/22/2023)
3 PT FG ATTEMPTS	8		Missouri (01/27/2024)
	10		Ole Miss (02/06/2024)
3 PT FG PERCENTAGE	.143	(2-14)	Elon (12/22/2023)
	.188	(3-16)	at Ole Miss (02/24/2024)
FREE THROWS MADE	3		Vanderbilt (02/10/2024)
	5		Ole Miss (02/06/2024)
	5		Florida A&M (12/30/2023)
FREE THROW ATTEMPTS	7		Ole Miss (02/06/2024)
	8		Charleston So. (12/16/2023)
	8		George Washington (12/01/2023)
FREE THROW PERCENTAGE	.300	(3-10)	Vanderbilt (02/10/2024)
	.500	(7-14)	USC Upstate (11/06/2023)
	.500	(5-10)	Florida A&M (12/30/2023)
REBOUNDS	23		vs Virginia Tech (N) (11/10/2023)
	26		Vanderbilt (02/10/2024)
	26		Mississippi St. (01/06/2024)
	26		Charleston So. (12/16/2023)
ASSISTS	6		LSU (02/17/2024)
	7		Kentucky (01/23/2024)
	7		vs Grand Canyon (N) (11/19/2023)
STEALS	2		Notre Dame (11/28/2023)
	3		George Washington (12/01/2023)
	3		vs Grand Canyon (N) (11/19/2023)
BLOCKED SHOTS	1		Vanderbilt (02/10/2024)
	1		vs Grand Canyon (N) (11/19/2023)
	1		vs Virginia Tech (N) (11/10/2023)
TURNOVERS	5		at Arkansas (01/20/2024)
	5		Charleston So. (12/16/2023)
	5		vs Virginia Tech (N) (11/10/2023)
FOULS	9		George Washington (12/01/2023)
	10		LSU (02/17/2024)



#0 EBRIMA DIBBA



#1 JACOBI WRIGHT



#2 B.J. MACK



#4 STEPHEN CLARK



#5 MEECHIE JOHNSON



#10 MYLES STUTE



#12 ZACHARY DAVIS



#13 AUSTIN HERRO



#14 ELI SPARKMAN



#15 MORRIS UGUSUK



#20 DANNY GRAJZL



#21 ARDEN CONYERS



#30 COLLIN MURRAY-BOYLES



#31 BENJAMIN BOSMANS-VERDONK



#33 JOSH GRAY



#55 TA'LON COOPER



LAMONT PARIS



TIM BUCKLEY



TANNER BRONSON



EDDIE SHANNON