

<< 2023-24 SOUTH CAROLINA MEN'S BASKETBALL >>

2023-24 SCHEDULE

OVERALL: 21-4 | SEC: 9-3

HOME: 13-1 | AWAY: 5-3 | NEUTRAL: 3-0 | NET: 51

NOVEMBER

1	-/-	Wofford (exhibition)	W, 60-57
6	-/-	USC Upstate	W, 82-59
10	-/-	vs. Virginia Tech *	W, 79-77
13	-/-	VMI % (unbracketed game)	W, 74-64
17	-/-	vs. DePaul %	W, 73-68
19	-/-	vs. Grand Canyon %	W, 75-68
28	-/-	Notre Dame \$	W, 65-53

DECEMBER

1	-/-	George Washington	W, 89-67
6	#24/20	at Clemson	L, 67-72
9	-/-	at East Carolina	W, 68-62
16	-/-	Charleston Southern	W, 73-69
19	-/-	Winthrop	W, 72-62
22	-/-	Elon	W, 70-43
30	-/-	Florida A&M	W, 94-62

JANUARY

6	-/-	Mississippi State*	W, 68-62
9	-/-	at Alabama*	L, 47-74
13	-/-	at Missouri*	W, 71-69 (OT)
16	-/-	Georgia*	L, 69-74
20	-/-	at Arkansas*	W, 77-64
23	#6/6	Kentucky*	W, 79-62
27	-/-	Missouri*	W, 72-64
30	#5/5	at Tennessee*	W, 63-59

FEBRUARY

3	-/-	at Georgia*	W, 72-62
6	-/-	Ole Miss*	W, 68-65
10	-/-	Vanderbilt*	W, 75-60
14	#13/12	at Auburn*	L, 61-101
17	-/-	LSU*	3:30 p.m., SECN
24	-/-	at Ole Miss*	3:30 p.m., SECN
28	-/-	at Texas A&M*	8:30 p.m., SECN

MARCH

2	-/-	Florida*	1 p.m. • SECN
6	#8/9	Tennessee*	7 p.m. • ESPN2
9	-/-	at Mississippi State	2:30 p.m. • SECN
13-17	-/-	SEC Tournament &	TBA
21-22	-/-	NCAA Tournament First Round =	TBA
22-23	-/-	NCAA Tournament Second Round =	TBA
28-29	-/-	Regional Semifinal - Sweet 16 #	TBA
30-31	-/-	Regional Final - Elite 8 #	TBA

APRIL

6-8	-/-	Final Four /	TBA
-----	-----	--------------	-----

All home games in **bold** | All times listed Eastern | **SECN+** - SEC Network + | **SECN** - SEC Network | **CBSN** - CBS Sports Network | * indicates SEC contest | ^ - Hall of Fame Series (Charlotte, N.C.) | % - Arizona Tipoff (Glendale, Ariz.) | \$ - ACC/SEC Challenge I & - SEC Tournament (Nashville, Tenn.) | = - NCAA Tournament First and Second Rounds (various sites) | # - NCAA Regionals (various sites) | / - Final Four (Phoenix, Ariz.) | **rankings listed are at time of game

PROBABLE GAMECOCK STARTERS

#	Name	Ht.	Wt.	Cl.	Hometown	PPG	RPG	APG	Misc.
55	Ta'Lon Cooper	6-4	200	Gr.	Roebuck, S.C.	9.9	4.2	4.2*	One of 4 active players in D1 with 1,300+ points & 700+ assists
5	Meechie Johnson	6-2	184	Jr.	Cleveland, Ohio	14.4*	4.3	3.0	Career-best 7 20-pt. games this season; 8 ast & 1 TO vs. Ole Miss
12	Zachary Davis	6-6	209	Jr.	Orangeburg, S.C.	4.5	3.5	1.0	First start at Arkansas (Jan. 20) and had 12 points (5-of-8 FGs)
30	Collin-Murray Boyles	6-7	231	Fr.	Columbia, S.C.	9.5	4.7	1.7	4-star freshman; 21.0 ppg last 3 & 29-for-37 FGs (78.4%)
2	B.J. Mack	6-8	260	Gr.	Charlotte, N.C.	13.6	4.9*	1.2	Four 20-point games and team is 4-0 in those contests

* indicates team leader



21-4, 9-3 SEC
#11/11 SOUTH CAROLINA

vs.



12-12, 4-7 SEC
LSU

TIPOFF NOTABLES

> **A New Chapter** of Gamecock Men's Basketball is underway with second-year head coach Lamont Paris this season. Paris, who has been a part of nine NCAA Division I Tournaments and 17 twenty-win seasons as a college head and assistant coach, was named the University of South Carolina's 33rd head coach by Director of Athletics Ray Tanner on Thursday, March 24, 2022.

> This year's team features a crop of four experienced transfers in Stephen Clark (The Citadel), Ta'Lon Cooper (Minnesota), B.J. Mack (Wofford) and Myles Stute (Vanderbilt). Zachary Davis, Josh Gray, Meechie Johnson and Jacobi Wright all return as Carolina will have an experienced group on the hardwood this season. The team's four transfers have played 430 combined career games.

ASSOCIATE DIRECTOR

COMMUNICATIONS & PUBLIC RELATIONS:

MICHAEL DeBATES // MDEBATES@MAILBOX.SC.EDU

CELL: 712-348-5863 // X: @MDEBATES

CAROLINA MEN'S BASKETBALL ON SOCIAL MEDIA:

#GAMECOCKS // #FOREVERTOTHEE

X AND INSTAGRAM: @GAMECOCKMBB

FACEBOOK: /GAMECOCKMBB

ON THE WEB: GAMECOCKSONLINE.COM

GAME 26

VENUE: Colonial Life Arena

BROADCAST: SEC Network

PLAY-BY-PLAY: Dave Neal

ANALYST: Jon Sundvold

RADIO: Gamecock Radio Network

IN COLUMBIA: 107.5 The Game

PLAY-BY-PLAY: Derek Scott

ANALYST: Casey Manning

SIRIUSXM: 387 | **SXM APP:** 977

WATCH: espn.com/watch

LIVE STATS: GamecocksOnline.com

SERIES: SC Leads, 20-18

IN COLUMBIA: Tied, 9-9

SERIES TREND: The Gamecocks have won back-to-back games the past two seasons and three of the last four at CLA. **LAST MEETING:** 82-73 Gamecock win at PMAC on Feb. 18, 2023.

NUMBERS OF NOTE

16 - The Gamecocks are one of 16 teams in the country with multiple top-10 victories this season.

4 - Carolina is one of only 4 teams in the nation with a top-5 road win this season (Arizona, Clemson & James Madison the others on list).

20 - Carolina has held 20 opponents below 70 points this season, which leads the SEC and is T-4th nationally. **7th** - Ta'Lon Cooper is 7th in the country (2nd in SEC) in assist-to-turnover ratio thru 25 games with 105 assists against just 30 turnovers (3.5:1).

50.0% - The Gamecocks have shot 50.0 percent or higher in seven of the team's 25 games this season (only happened once last season in 2022-23 and that was at Missouri).

46.2% - The team's 46.2% 2-point FG% defense via KenPom is 41st nationally (third in SEC behind only Auburn & Tennessee). Last year, Carolina was 320th (53.7%) in 2-point FG% defense.

21-3 - The Gamecocks 21-3 start to the season was just the third 20-3 or better start in program history. The 2015-16 team started 21-3 and the 1969-70 team went 25-3, including 14-0 in ACC play.

COMING UP NEXT

> The Gamecocks have a midweek bye next week and will return to the court next Saturday at Ole Miss (18-6, 5-6 SEC). Richard Cross (pxp) and Pat Bradley (analyst) will be on the call for the 3:30 p.m. (ET) SEC Network broadcast.

0




Ebrima Dibba *Ee-BRIME-uh DIB-ah*
 RSR. - G - 6-5 - 214 - BREDÅNG, SWEDEN // COASTAL CAROLINA

	MIN	PTS	REB	AST	FG%	3FG%	FT%
23-24	2.8	0.0	0.0	1.0	0.0	0.0	-
Career	31.9	8.1	4.7	5.1	44.9	32.2	79.0

Career Highs: 19 points, 10 rebounds, 12 assists, 6 steals

- Back after missing the entire 2022-23 season with an Achilles injury suffered in summer workouts in June of 2022
- Played in 90 career games at Coastal Carolina (2018-22)
- Averaged 8.2 points, 5.2 assists and 4.8 rebounds per game over his four seasons as a Chant
- Standout student and was named to President's List (4.0 GPA) while at Coastal in 2021

1




Jacobi Wright
 JR. - G - 6-2 - 182 - FORT MILL, S.C. // LEGACY EARLY COLLEGE

	MIN	PTS	REB	AST	FG%	3FG%	FT%
23-24	22.5	5.9	1.8	1.8	36.5	29.7	76.3
Career	22.6	5.6	1.8	1.8	36.8	31.0	74.0

Career Highs: 18 points, 6 rebounds, 6 assists, 2 steals, 1 block

- 14 pts in 27 min off bench in win over #6 Kentucky (Jan. 23) ; was 4-of-6 from behind the arc
- Made the game-winning shot with 13 seconds left in OT at Mizzou (Jan. 13) ; finished with 11 points
- Also made late crucial buckets in wins over VT (Nov. 10) and Grand Canyon (Nov. 19)
- Team is 6-0 when he scores 10 or more this season
- Became key contributor in sophomore campaign in 2022-23, playing in 32 games with 15 starts including the final nine games of the season
- Averaged 7.3 pts, 2.1 reb and 1.8 ast per game ; scored in double figures 9 times ; scored 18 points at LSU (2/18/23) and 17 points at Ole Miss (2/11/23), leading team to pair of road wins last season in SEC play

2




B.J. Mack
 GR. - F - 6-8 - 260 - CHARLOTTE, N.C. // WOFFORD

	MIN	PTS	REB	AST	FG%	3FG%	FT%
23-24	24.8	13.6	4.9	1.2	40.9	31.6	77.1
Career	23.6	12.2	4.6	1.2	48.1	34.8	80.7

Career Highs: 28 points, 13 rebounds*, 6 assists, 3 steals, 2 blocks

- Matched career high with 5 3s in win vs. Vanderbilt (Feb. 10) ; finished with 18 pts & 6 reb
- Led team to wire-2-wire win at Arkansas (Jan. 20) ; had 19 pts, 9 reb, 3 ast and was 3-of-4 from 3
- Has a four 20 point games with season-high 27 (21 in second half) against Grand Canyon (Nov. 19) in Arizona Tip-Off title game ; had 21 in each game vs. Mizzou ; team 4-0 when he scores 20+
- In 85 games played (69 starts) in three seasons at Wofford (2020-23), averaged 14.1 points, 5.2 rebounds and 1.5 assists per game
- Started all 32 games in 2022-23 and averaged 16.6 points, 5.6 rebounds and 1.4 assists

4




Stephen Clark
 GR. - F - 6-8 - 208 - CHARLOTTE, N.C. // THE CITADEL

	MIN	PTS	REB	BLK	FG%	3FG%	FT%
23-24	11.1	2.5	2.2	0.6	48.8	33.3	56.3
Career	24.8	8.4	4.6	1.6	52.0	23.1	60.7

Career Highs: 28 points, 15 rebounds, 8 assists, 6 blocks, 4 steals

- Pulled down season-high nine rebounds in win over Florida A&M (Dec. 30)
- Had 10 points and five rebounds at No. 20/24 Clemson (Dec. 6), his first double-figure game at SC
- Played in 109 games, making 88 starts in four seasons at The Citadel (2019-23) ; had 48 career games in double figures
- Averaged 9.5 points, 5.1 rebounds, 2.6 assists and 1.8 blocks per game ; scored 1,038 career points for the Bulldogs ; shot 52.1 percent from the field for his career (428-of-821) ; had the best season of his career as a senior in 2022-23, averaging 16.3 ppg, 6.5 rpg, 2.8 apg and 1.8 bpg

5




Meechie Johnson
 JR. - G - 6-2 - 184 - CLEVELAND, OHIO // OHIO STATE

	MIN	PTS	REB	AST	FG%	3FG%	FT%
23-24	28.9	14.4	4.3	3.0	40.9	33.3	82.2
Career	23.2	8.9	2.7	2.2	37.1	33.3	77.0

Career Highs: 29 points*, 8 assists, 8 rebounds*, 4 steals, 1 block

- Has posted career highs in FG percentage (40.9%), 3FG percentage (33.3%) & FT percentage (82.2%) this season
- Scored 20+ on 7 occasions this season ; had 24 in SEC opener against Miss. State (Jan. 6) and earned SEC POTW for the first time in his career ; first POTW honor by a Gamecock since Jair Bolden (12/23/19)
- Team is 8-2 the last two seasons in games when he scores 20 or more points
- Career-high 29 points on 9-of-15 shooting in ACC/SEC Challenge win over Notre Dame (Nov. 28)
- Played in 30 games, making 29 starts in first season on campus in 2022-23 ; was team's second leading scorer, averaging 12.7 points per game ; led the Gamecocks averaging 3.6 assists per contest (8th in SEC)
- Only player on the team to start all 18 SEC games and led the team in scoring (13.7 ppg) and assists (3.5 apg)

10




Myles Stute *STEW-tee*
 JR. - G - 6-6 - 209 - WASHINGTON, D.C. // VANDERBILT

	MIN	PTS	REB	AST	FG%	3FG%	FT%
23-24	24.4	9.1	3.4	1.0	42.4	39.8	68.8
Career	22.9	7.7	3.6	0.6	38.9	38.3	69.6

Career Highs: 22 points, 11 rebounds, 3 assists*, 4 steals, 2 blocks

- Missed 3 games with left shoulder strain ; returned at #5 Tenn. (Jan. 30) and had 13 points off bench
- Team 13-0 in games when he scores 10+ this season ; had 21 and made five 3s in win vs. VT (Nov. 10)
- Has 7 games with 3 or more 3s this season (team 7-0) ; went 4-of-5 from 3 in win vs. Ole Miss (Feb. 6)
- Played in 91 games in three seasons at Vanderbilt (2020-23), making 59 starts ; averaged 7.4 points and 3.7 rebounds per game in 22.6 minutes per contest
- Logged the best season of his career to date in 2022-23, averaging 8.4 points and 4.6 rebounds in 34 games (26 starts) ; his 74 made 3s were T-6th most in the league with Kentucky's Antonio Reeves
- Was 78-of-183 from deep as a junior in 2021-22, leading the SEC in 3-point field goal percentage ; averaged 8.3 ppg

12




Zachary Davis
 SO. - G - 6-7 - 194 - ORANGEBURG, S.C. // DENMARK-OLAR

	MIN	PTS	REB	AST	FG%	3FG%	FT%
23-24	21.2	4.5	3.5	1.0	40.6	28.3	63.2
Career	17.1	3.2	2.8	0.9	39.6	23.9	64.5

Career Highs: 13 points, 8 rebounds*, 3 steals*, 2 assists, 2 blocks

- Long, lengthy guard who has developed into one of the team's best defenders
- Scored 12 points and had four rebounds in first start of season (3rd career) at Arkansas (Jan. 20)
- 9 points and four rebounds to lead bench players in win vs. Miss. State (Jan. 6)
- Scored nine points and had six rebounds vs. FAMU (Dec. 30) ; led team with eight rebounds and three steals in season-opening 82-53 win over USC Upstate (Nov. 6)
- Had career high 13 points in first SEC start last season vs. Texas A&M (1/14/23)
- Appeared in 30 games making a pair of starts in 2022-23 ; averaged 2.2 ppg and 2.2 rpg

14




Eli Sparkman
 SO. - G - 6-0 - 160 - CLEVELAND, TENN. // BAYLOR SCHOOL

	MIN	PTS	REB	AST	FG%	3FG%	FT%
23-24	5.3	1.0	1.0	0.0	20.0	0.0	100
Career	6.0	1.3	0.8	0.2	40.0	41.7	100

Career Highs: 6 points, 3 rebounds*, 1 assist, 1 steal

- Joined the Gamecocks as a walk-on prior to the start of the academic year in 2022-23
- Appeared in 12 games (eight in SEC play) off the bench, averaging 1.4 points in 6.2 minutes per game ; 15 of his 17 points came from behind the arc ; also logged three assists and three steals
- Made a 3-pointer in four of the team's final five games of the season
- Played season-high 11 minutes at Mississippi State (Feb. 28) and knocked down a pair of 3s for a season-high six points

15




Morris Ugusuk *OOO-Gah-suk*
 FR. - G - 6-4 - 160 - HELSINKI, FINLAND // DRIVE BASKETBALL ACADEMY

	MIN	PTS	REB	AST	FG%	3FG%	FT%
23-24	11.9	2.7	0.8	0.6	33.9	28.3	77.8

Season Highs: 11 points*, 5 assists*, 3 rebounds*, 2 steals*, 1 block*

- Talented first-year player who expects to play a big role off the bench this season
- Had 10 points off the bench in 72-64 win vs. Mizzou (Jan. 27) ; was 2-for-2 from 3 in game
- Career-high 11 points vs. FAMU (Dec. 30) ; hit trio of 3s in first career game with 10+ points
- Led team with career-high five assists and no turnovers in win over Charleston Southern (Dec. 16)
- Averaged 17.2 points, 5.3 assists, 4.3 rebounds and 2.2 steals per game for Drive Basketball Academy
- Represented his home country at the 2022 FIBA U18 European Championship ; averaged 9.1 points, 3.1 rebounds, 2.9 assists and 1.7 steals per game in the tournament ; was efficient as he played just 19.7 minutes per game in seven appearances helping Finland to a third-place finish

30




Collin Murray-Boyles
 FR. - F - 6-7 - 231 - COLUMBIA, S.C. // WASATCH ACADEMY (UTAH)

	MIN	PTS	REB	BLK	FG%	3FG%	FT%
23-24	19.9	9.5	4.7	0.8	60.2	0.0	64.4

Season Highs: 31 points*, 9 rebounds*, 5 assists*, 4 blocks*, 4 steals*

- Was sidelined with mono but returned to full-practice Nov. 29 and made season debut vs. GW (Dec. 1)
- Over last 4 games, 20.5 ppg and 7.0 rpg ; shooting 74.5% (35-of-47) from the field & 85.7% (12-of-14) from FT line
- Breakout game with 31 points (14-of-17 FGs) vs. Vanderbilt (Feb. 10) ; named SEC FOTW (Feb. 12)
- Led team with 16 points (8-of-11 FGs), nine rebounds and two blocks in win vs. Ole Miss (Feb. 6)
- Had team-high 16 points (7-of-9 FGs) in road win at UGA (Feb. 3) ; has made 8 starts, all in SEC play
- Consensus four-star recruit and top player in the state, ranked No. 64 in final ESPN Top-100
- Played his senior year at Wasatch Academy, which is a part of the newly formed National Interscholastic Basketball Conference (NIBC), led the team averaging 15.0 ppg, 8.8 rpg, 2.1 apg, 1.8 bpg and 1.0 spg

31




Benjamin Bosmans-Verdonk *BOSE-mans-ver-DONK*
 RSR. - F - 6-9 - 238 - LOMME, BELGIUM // ILLINOIS

	MIN	PTS	REB	BLK	FG%	3FG%	FT%
23-24	10.1	2.6	3.1	0.2	60.7	-	66.7
Career	10.1	1.8	2.4	0.1	45.5	0.0	53.3

Career Highs: 10 points*, 10 rebounds, 6 assists, 2 block, 2 steals

- Had career high 10 points in win over FAMU (Dec. 30) ; first career game in double figures
- Appeared in 31 games, making 14 starts in first season in Garnet & Black in 2022-23 ; averaged 1.9 points, 3.1 rebounds and 1.1 assists per game
- Had eight points, seven rebounds, four assists and two steals vs. USC Upstate (11/25/22) in the 2022 season opener
- Second year law school student and one of only law school students in NCAA Division I men's hoops

33



Josh Gray
 SR. - F - 7-0 - 265 - BROOKLYN, N.Y. // LSU

	MIN	PTS	REB	BLK	FG%	3FG%	FT%
23-24	8.7	3.1	2.9	0.5	55.1	-	46.9
Career	11.7	3.2	4.1	0.6	52.2	0.0	43.2

Career Highs: 20 points, 14 rebounds, 3 blocks, 2 assists, 2 steals

- Has come on as of late and had best game of season with 15 pts & 8 reb in road win at UGA (Feb. 3)
- In the team's 7-game win streak, averaged 6.6 ppg and 5.0 rpg in just 13.9 mppg ; 20-of-32 from the field (62.5%)
- Played in all 32 games on 2022-23, making 15 starts (all in SEC play) ; averaged 4.3 points and 6.3 rebounds (led the team) in 16.8 minutes per game ; his 27 blocks (0.8 per game average), 22 dunks and 51.2 field goal percentage (44-of-86) also led the team ; averaged 5.8 points and 7.9 rebounds per game in SEC play ; had career-best three games in double figures
- Logged double-digit rebounds on 8 different occasions, 7of which came in SEC action
- Had best game of his career with 20 points and 14 rebounds vs. Arkansas (Feb. 4)

55



Ta'Lon Cooper *TUH-Ion*
 GR. - G - 6-4 - 200 - ROEBUCK, S.C. // MINNESOTA

	MIN	PTS	REB	AST	FG%	3FG%	FT%
23-24	33.5	9.9	4.2	4.2	50.0	44.8	76.7
Career	31.3	8.8	3.5	4.7	42.6	38.4	67.5

Career Highs: 20 points*, 11 rebounds, 12 assists, 5 steals, 4 blocks

- 1,326 career points ; third in SEC in assists per game (4.2) and ranks 7th nationally in assist-to-turnover ratio (3.5:1) with 105 assists and just 30 turnovers on the year ; has a trio of 7 assists, 0 turnover games ; one of 4 active players in the country with 700+ career assists, 1300+ points
- Recently had best six-game scoring stretch of career (83 pts) ; led team with 18 pts at #5 Tenn. (Jan. 30)
- Matched career-high with 20 points in win vs. #6 Kentucky (Jan. 23) ; also had 5 reb, 5 ast and no TOs
- Spent the 2022-23 season at Minnesota after three years at Morehead State ; served as team captain starting all 30 games for the Gophers ; averaged 9.9 points (third on team) and 6.3 assists per game (led team) ; his 196 assists were 12th in the country and his assist per game average was seventh nationally

STAT COMPARISON

	CAROLINA	LSU	NCAA Rank
Record	21-4	12-12	10/199
Conference Record	9-3	4-7	-
Current Streak	L1	L3	-
Scoring Avg.	72.1	77.8	228/80
Opponent Scoring Avg.	65.4	74.8	35/256
Scoring Margin	+6.7	+3.0	86/161
Field Goal %	44.0	46.2	217/98
Opponent Field Goal %	42.3	42.1	105/95
3-Point Field Goal %	34.0	35.7	177/98
Opponent 3-Point Field Goal %	33.7	33.9	201/213
3-Point Field Goals Made PG	8.4	8.0	86/125
3-Point Field Goal Attempts PG	24.6	22.3	66/164
Free Throw %	72.2	72.2	146/148
Opponent Free Throw %	72.5	75.0	-
Rebounding Avg.	35.8	35.8	164/165
Opponent Rebounding Avg.	31.6	35.9	-
Rebounding Margin	+4.2	-0.1	63/219
Turnovers Avg.	10.4	13.0	54/273
Opponent Turnover Avg.	9.9	13.4	325/76
Assists Avg.	15.3	12.3	64/259
Blocks Avg.	3.2	3.8	205/123
Steals Avg.	4.7	8.5	329/41

NCAA stats games through games played Feb. 14

INTERVIEW POLICIES

All interview requests must be made in advance to Associate Director Michael DeBates in the South Carolina Athletics Communications and Public Relations Office.

Post-Game Interview Policy: After each home game, the South Carolina student-athletes will address the media first, then head coach Lamont Paris. Visiting team press conferences may be conducted via Zoom. Each team will provide a link to its own press conference. There may be exceptions in which the visiting head coach will come to the media room for an in-person press conference. (Depending on deadline, this may be altered on a game-by-game basis).

Road Interview Policy: Interviews with coach Paris and Gamecock student-athletes while on the road will be scheduled according to the home/event post-game media procedure (non-conference play).

All interviews are to be coordinated through the Communications and Public Relations Office. This allows the staff to arrange the interview when it best suits the student-athlete's and the reporter's schedules. Please contact the Communications and Public Relations Office in advance to make your interview requests. Media are not permitted to contact student-athletes on their own at any time.

All interviews will take place at the designated media interview site for that day as listed in the weekly availability schedule.

Dormitory, apartment and cell phone numbers for student-athletes will not be provided to the media. Should you need to conduct a telephone interview with a student-athlete, a call will be placed to you from the student-athlete at a mutually agreeable time.

SOUTH CAROLINA MEDIA RELATIONS

Michael DeBates, primary contact
Associate Director
cell: 712-348-5863
e-mail: mdebates@mailbox.sc.edu
X: @mdebates

SOUTH CAROLINA MEN'S BASKETBALL ONLINE

Website: www.GamecocksOnline.com/sports/mens-basketball
Facebook: www.Facebook.com/GamecockMBB
X: @GamecockMBB
Instagram: @GamecockMBB

NOTABLE NUMBERS

20.5 PPG

> Freshman Collin Murray-Boyles has averaged 20.5 points and 7.0 rebounds the last four games. He's shooting 74.5% (35-of-47) in the stretch and 85.7% (12-of-14) at the charity stripe for a high volume of efficiency in 27.5 minutes per game.

7

> Lamont Paris was a part of the Wisconsin coaching staff that made seven straight appearances in the NCAA Tournament. Included in that stretch was a National Championship Game appearance (2015), Final Four (2014) and four Sweet 16s (2011-12, 2016-17).

17

> The Gamecocks 17-point win over No. 6 Kentucky (Jan. 23) was the program's largest ever over a top-10 opponent. The previous high was 14 against N.C. State (75-61 on 12/12/56) and 14 over Cincinnati (97-83 on 2/15/97).

7

> The Gamecocks saw their 7-game SEC win streak come to an end Wednesday. The last time Carolina won seven consecutive games in league play was when the team started 11-0 in conf. action during the 1996-97 SEC Championship season.

A SOUTH CAROLINA WIN WOULD ...

- Give head coach Lamont Paris his 22nd victory this season, the most by a second-year head coach in program history. George Felton is second behind Paris with 19 wins in his second season (1987-88).
- Improve Paris to 2-0 against LSU.
- Give the Gamecocks 10 SEC wins, marking the eighth time in program history since joining the league in 1991-92 that the team has recorded double-digit league wins.

MOVING ON UP

>South Carolina jumped to No. 11 in both major top-25 polls this week. The Gamecocks ranking of 11th in the AP Poll is the highest for the program since being ranked No. 11 in Week 7 (Dec. 29) of the 1997-98 season. The team's nine-spot jump in the Coaches Poll was the most by teams ranked in last week's top-25.

A STAR IS BORN

> Freshman Collin Murray-Boyles brokeout for 31 points in a 15-point home victory against Vanderbilt (Feb. 10). He went 14-of-17 from the floor, good for 82.4 percent shooting. Murray-Boyles became the first SEC player since Bobby Portis in 2014 to record a game with 30 or more points and 13 or more made FGs while shooting above 80.0 percent. He became just the third Gamecock freshman to score 30 or more since joining the SEC in 1991-92. The local product from Columbia also became just the third Gamecock in the last 25 seasons to score 30 or more while shooting 80.0 percent in an SEC contest. He was named SEC Freshman of the Week on Monday (Feb. 12) for the breakout performance.

BACK IN THE POLLS

>South Carolina reentered the top-25 of the Associated Press and USA TODAY Coaches Poll on Monday, Feb. 5 for the first time since February of 2017. The Gamecocks are ranked No. 15 in the AP Poll and No. 20 in the Coaches Poll. The No. 15 rating in the AP Poll is the highest ranking for Carolina since being ranked No. 14 in the final AP Poll of the 1997-98 season. The last time the Gamecocks were ranked in the regular season top-25 was Week 15 (Feb. 13, 2017) during the 2016-17 Final Four season. Carolina was 20-5 and ranked No. 21 in the AP Poll and No. 19 in the Coaches Poll.

PURE. TEAM. BASKETBALL.

>The Gamecocks had a season-high 25 assists on 29 made field goals in a double-digit road win at Georgia on Feb. 3. Carolina trailed by

10 in the first half and clawed back to make it a 2-point game at halftime. The Gamecocks ramped up the defense in second half and held the Bulldogs to just 22 points and 29.2 percent shooting (7-of-24) in the second half. Collin Murray-Boyles (16) and Josh Gray (15) combined for 31 points, 15 rebounds and five dunks as the Gamecocks dominated inside, holding a 40-24 points in the paint edge.

COCKY TOP

>The Gamecocks rocked the college basketball world yet again with a 63-59 victory at No. 5/5 Tennessee on Jan. 30. Carolina, the SEC's top scoring defense, was stout as the Gamecocks led for 30 minutes in front of a crowd of 20,667 at Food City Center. Ta'Lon Cooper led the way with 18 points, knocking down four of his five shots from behind the arc. Myles Stute returned after missing three games and scored 13 points off the bench. It was Carolina's first win at Rocky Top since January of 2017 and snapped a five-game losing streak to the Vols. It marked the team's second win over an AP Top-10 team in three games, marking the first time the Gamecocks have beat two top-10 opponents in a three-game stretch since 1968. It was also the team's first road win over a top-five opponent since defeating No. 3 Kentucky, 72-66, on March 2 1997 at Rupp Arena.

DON'T LET ME DOWN

>There was no let down after the team's big win over No. 6/6 Kentucky on Saturday (Jan. 27) as South Carolina led for 35 minutes in a 72-64 victory over a scrappy Missouri team. It marked the first SEC sweep of an opponent under head coach Lamont Paris. It also marked the ninth 5-2 or better start in SEC play since the team joined the league in 1991-92. B.J. Mack had 21 points (15 in the first half) and Jacobi Wright (11) and Morris Ugusuk (10) each scored in double figures off the bench. Carolina is 4-0 when Mack scores 20 or more this season and 6-0 when Wright scores 10 or more off the bench. The team had 10 3s and has made double-digit 3s now in two-straight SEC games.

CAROLINA BENCH PRODUCTION

GAME	SC-OPP	DIFF.	SC HIGH BENCH SCORER
USC Upstate	25-13	+12	J. Wright, 9
vs. Virginia Tech	14-17	-3	J. Wright, 12
VMI	20-23	-3	J. Wright, 9
vs. DePaul	27-16	+11	Z. Davis, 10
vs. Grand Canyon	19-4	+15	J. Wright, 10
Notre Dame	9-7	+2	J. Wright, 7
George Washington	20-29	-9	M. Ugusuk, 6
at #24/20 Clemson	12-9	+3	Z. Davis, C. Murray-Boyles, 5
at East Carolina	15-6	+9	Z. Davis, 9
Charleston Southern	24-6	+18	C. Murray-Boyles, 7
Winthrop	17-8	+9	J. Wright, 7
Elon	17-11	+6	C. Murray-Boyles, 10
Florida A&M	52-24	+28	C. Murray-Boyles, 17
Miss. State	20-30	-10	Z. Davis, 9
at Alabama	14-18	-4	Z. Davis, C. Murray-Boyles, 4
at Mizzou	18-14	+4	J. Wright, 11
Georgia	13-32	-19	J. Wright, 7
at Arkansas	17-22	-5	J. Gray, 6
#6/6 Kentucky	26-24	+2	J. Wright, 14
Mizzou	26-15	+11	J. Wright, 11
at #5/5 Tennessee	22-8	+14	M. Stute, 13
at Georgia	20-15	+15	J. Gray, 15
Ole Miss	23-6	+17	M. Stute, 12
Vanderbilt	12-15	-3	M. Stute, 8
at #12/13 Auburn	1-39	-38	S. Clark, 1
LSU			
at Ole Miss			
at A&M			
Florida			
#8/9 Tennessee			
at Miss. State			

CAROLINA SPECIALTY STATS

(PP) points in paint; (OT) points off turnovers; (2nd) second chance points; (FB) fast break points

(South Carolina-Opponent)

GAME	PP	OT	2ND	FB
USC Upstate	34-30	11-15	12-6	12-15
vs. Virginia Tech	36-36	7-11	12-7	0-6
VMI	32-30	14-10	12-6	14-2
vs. DePaul	30-36	13-14	13-8	6-6
vs. Grand Canyon	28-24	12-16	5-12	0-12
Notre Dame	14-18	11-5	9-8	4-8
George Washington	24-26	14-4	12-4	11-16
at #24/20 Clemson	24-30	8-10	12-16	2-2
at East Carolina	22-26	13-16	8-4	5-4
Charleston Southern	36-28	11-10	19-11	6-6
Winthrop	40-16	18-13	16-11	6-8
Elon	26-18	17-11	9-7	7-7
Florida A&M	38-22	13-15	19-13	7-14
Miss. State	24-34	12-11	16-6	6-3
at Alabama	24-20	10-17	5-15	7-16
at Mizzou	32-36	4-15	16-15	2-3
Georgia	32-30	9-8	17-17	6-10
at Arkansas	38-32	4-8	5-14	7-8
#6/6 Kentucky	26-26	12-10	9-12	5-7
Mizzou	20-40	15-12	6-4	3-18
at #5/5 Tennessee	18-28	7-6	10-13	4-8
at Georgia	40-24	7-9	6-2	5-5
Ole Miss	32-28	13-11	16-6	4-7
Vanderbilt	38-36	8-7	14-6	0-0
at #12/13 Auburn	30-36	8-25	13-5	2-16
LSU				
at Ole Miss				
at A&M				
Florida				
#8/9 Tennessee				
at Miss. State				
SC Total	738	271	291	131
SC Average	29.5	10.8	11.6	5.2
Opp Total	710	281	217	207
Opp Average	28.4	11.2	8.9	8.3



SOUTHEASTERN CONFERENCE STANDINGS

As of Thursday, Feb. 15, 2024

Team	Conference	Overall
#15/15 Alabama	9-2	17-7
#11/11 South Carolina	9-3	21-4
#13/12 Auburn	9-3	20-5
#8/9 Tennessee	8-3	18-6
Florida	7-4	17-7
#22/20 Kentucky	7-4	17-7
Texas A&M	6-5	15-9
Ole Miss	5-6	18-6
Mississippi State	5-6	16-8
Georgia	4-7	14-10
LSU	4-7	12-12
Arkansas	3-8	12-12
Vanderbilt	2-9	7-17
Missouri	0-11	8-16

SCORES AND SCHEDULE IN THE SEC

Saturday, February 10

#16 Alabama 109, at LSU 92
at #15 South Carolina 75, Vanderbilt 60
 at Florida 81, #12 Auburn 65
 Gonzaga 89, at #17 Kentucky 85
 at Arkansas 78, Georgia 75
 at Texas A&M 85, #6 Tennessee 69
 Mississippi St. 75, at Missouri 51

Tuesday, February 13

at Vanderbilt 74, Texas A&M 73
 at Florida 82, LSU 80
 at #22 Kentucky 75, Ole Miss 63

Wednesday, February 14

at #13 Auburn 101, #11 South Carolina 61
 #8 Tennessee 92, at Arkansas 63

Saturday, February 17

Texas A&M at #15 Alabama ESPN/2 12:00p
 Florida at Georgia SEC Network 1:00p
 Arkansas at Mississippi St. ESPN2 2:00p
LSU at #11 South Carolina SEC Network 3:30p
 #22 Kentucky at #13 Auburn ESPN 6:00p
 Vanderbilt at #8 Tennessee SEC Network 6:00p
 Missouri at Ole Miss SEC Network 8:30p

Tuesday, February 20

Arkansas at Texas A&M ESPN 7:00p
 Tennessee at Missouri SEC Network 7:00p

Wednesday, February 21

Florida at Alabama ESPN2 7:00p
 Georgia at Vanderbilt SEC Network 8:30p
 Kentucky at LSU ESPN 9:00p
 Ole Miss at Mississippi St. ESPN2 9:00p

All times listed Eastern Time

ASSOCIATED PRESS POLL

Week 15 (Feb. 12, 2024)

RK	TEAM	REC	PTS	TREND
1	UConn (45)	22-2	1509	-
2	Purdue (16)	22-2	1480	-
3	Houston	21-3	1386	↑2
4	Marquette	18-5	1273	↑3
5	Arizona	19-5	1241	↑3
6	Kansas	19-5	1227	↓2
7	North Carolina	19-5	1216	↓4
8	Tennessee	17-6	1033	↓2
9	Duke	18-5	1025	-
10	Iowa State	18-5	969	↑4
11	South Carolina	21-3	921	↑4
12	Baylor	17-6	811	↑1
13	Auburn	19-5	799	↓1
14	Illinois	17-6	728	↓4
15	Alabama	17-7	618	↑1
16	Dayton	19-4	425	↑2
17	Creighton	17-7	410	↑2
18	Saint Mary's	20-6	296	↑8
19	BYU	17-6	294	↑2
20	Wisconsin	16-8	249	↓9
21	Virginia	19-5	218	↑5
22	Kentucky	16-7	217	↓5
23	Indiana State	22-3	209	↑3
24	Florida Atlantic	19-5	206	↓4
25	Oklahoma	18-6	178	↑1

Others receiving votes: Utah State 160, Colorado State 145, Texas Tech 111, San Diego State 84, Washington State 82, Nevada 57, Clemson 57, Gonzaga 50, New Mexico 27, Florida 19, Michigan State 17, Texas A&M 16, Grand Canyon 13, Ole Miss 12, TCU 10, Texas 9, Memphis 8, South Florida 7, Northwestern 2, UNC Wilmington 1

Dropped from rankings: Utah State 22, Texas Tech 23, San Diego State

COACHES POLL TOP 25

Week 15 (Feb. 12, 2024)

RK	TEAM	REC	PTS	TREND
1	UConn (24)	22-2	792	-
2	Purdue (8)	22-2	776	-
3	Houston	21-3	722	↑2
4	Marquette	18-5	647	↑3
5	North Carolina	19-5	643	↓2
6	Arizona	19-5	642	↑2
7	Kansas	19-5	635	↓3
8	Duke	18-5	529	↑2
9	Tennessee	17-6	524	↓3
10	Iowa State	18-5	510	↑4
11	South Carolina	21-3	475	↑9
12	Auburn	19-5	421	↓1
13	Baylor	17-6	402	-
14	Illinois	17-6	366	↓2
15	Alabama	17-7	337	↑1
16	Creighton	17-7	242	↑2
17	BYU	17-6	202	↑2
18	Dayton	19-4	195	↓1
19	Saint Mary's	20-6	185	↑7
20	Kentucky	16-7	136	↓5
21	Wisconsin	16-8	117	↓12
	Oklahoma	18-6	117	↑5
23	Virginia	19-5	109	↑3
24	Indiana State	22-3	106	↑2
25	Colorado State	19-5	96	↑1

Others receiving votes: Utah State 94, Texas Tech 89, Florida Atlantic 63, Clemson 38, Gonzaga 35, San Diego State 34, Nevada 27, TCU 20, Washington State 18, Grand Canyon 13, Texas A&M 9, New Mexico 8, Florida 8, Northwestern 6, South Florida 5, VCU 4, Wake Forest 4, Michigan State 4, James Madison 3, Appalachian State 1, Richmond 1

Dropped from rankings: Utah State 21, Florida Atlantic 22, Texas Tech 23, San Diego State 24, New Mexico 25

SERIES BREAKDOWN

> The Gamecocks lead all-time 20-18 and have won two straight in the series dating back to a two-point victory back on Feb. 19, 2022. Jermaine Cousnard had 33 points in the game.

> Carolina has won three of the last four on its home floor dating back to a 84-83 win on Feb. 10, 2016.

SC ALL-TIME RECORD VS. LSU

H: 9-9 ; A: 7-9 ; N: 4-0

Last 10 games in the series...

J. 11, 2014	H	68-71		L
J. 28, 2015	A	58-64		L
F. 10, 2016	H	94-83	W	
F. 1, 2017	A	88-63	W	
F. 28, 2018	H	83-74 (OT)	W	
J. 19, 2019	A	67-89		L
F. 22, 2020	H	80-86		L
J. 16, 2021	A	80-85		L
F. 19, 2022	H	77-75	W	
F. 18, 2023	A	82-73	W	

Experience, Experience, EXPERIENCE

> Below is a table of total starts and games played by all players on rosters amongst SEC schools heading into the 2023-24 season.

GAMES PLAYED

1. Missouri - 997
2. Texas A&M - 940
3. Arkansas - 927
4. Miss. State - 842
5. South Carolina - 836
6. LSU - 816
7. Georgia - 715
8. Auburn - 712
9. Ole Miss - 677
10. Tennessee - 598
11. Florida - 579
12. Vanderbilt - 515
13. Alabama - 473
14. Kentucky - 299

GAMES STARTED

1. Miss. State - 514
2. Texas A&M - 502
3. South Carolina - 480
4. Missouri - 468
5. Arkansas - 463
6. Ole Miss - 428
7. LSU - 380
8. Georgia - 376
9. Vanderbilt - 347
10. Tennessee - 339
11. Auburn - 268
12. Alabama - 267
13. Florida - 271
14. Kentucky - 167



Junior transfer Myles Stute played three seasons at Vanderbilt, making 59 starts in 91 games played. He averaged 7.4 ppg and 3.7 rpg for the Commodores, leading the SEC in 3-point FG% in 2021-22 (.426).

NOTABLE NUMBERS

#51 IN NET

South Carolina is #51 in the NET. The team's NET has been as high as 26 this season, a program-best mark. The team is one of eight in the SEC in the top-60 of the NET Rankings. SC has four top-60 wins vs. #7 Tenn., #24 Kentucky, #34 Miss. State and #44 Grand Canyon.

3 TURNOVERS

The Gamecocks had 19 assists and just three turnovers in the team's blowout win over George Washington (Dec. 1). It marked the fewest turnovers in a game for the Gamecocks since the team had just one in a 73-65 win over Tulane on Feb. 11, 1985.

20 ASSISTS

The Gamecocks had 20 assists in back-to-back SEC games (20 at Arkansas on Jan. 20 and 20 vs. #6 Kentucky on Jan. 23) for just the second time since joining the league in 1991-92. Feb. 7, 1996 at Auburn (22) and Feb. 10, 1996 at LSU (23) was the last time it happened. Since 2020, Carolina (24), Kentucky (24), Mizzou (23), Tennessee (22) and Alabama (21) are the only schools with back-to-back SEC games with 20 or more assists. The Gamecocks have had 20 or more assists in four SEC games, tied with Tennessee and Kentucky for the most in the league.

LET'S MAKE HISTORY, SHALL WE?

> South Carolina routed No. 6/6 Kentucky at home, 79-62, in front of a sellout crowd at CLA on Tuesday (Jan. 23) last week. The Gamecocks opened an 8-point lead at halftime and never looked back. The 17-point win was the largest ever over a top-10 opponent in program history. It was also the team's highest ranked win since defeating the top-ranked Wildcats on Jan. 26, 2010 and the first top-25 win for Lamont Paris in his seven seasons as a head coach. Ta'Lon Cooper led all scorers, matching a career high with 20 points (also had five assists and no turnovers). Meechie Johnson (14) and Jacobi Wright (14) also scored in double figures for Carolina, who knocked down 11 3s in the game. The team had 20 assists again for the second straight SEC game. It marked the first time the Gamecocks had 20 or more assists in consecutive games since 2014.

SHARING THE SUGAR

> The Gamecocks were efficient and effective on both ends of the floor in a 77-64 triumph at Arkansas last Saturday (Jan. 20). Carolina never trailed in the game in what was the team's second-largest margin of victory at Bud Walton Arena in six all-time road wins over the Hogs. B.J. Mack had 18 points and nine rebounds, knocking down 3-of-4 from behind the arc. Zachary Davis, who started for the first time this season, had 12. Ta'Lon Cooper (11) and Collin Murray-Boyles (11) each scored in double figures as well. The Gamecocks had 20 assists and 28 made baskets. The team shot 51.9 percent (28-of-54) and 50.0 percent (9-of-18) from distance. Arkansas entered the game 8-1 on its home floor, the only loss to a top-10 Auburn team.

FREE THROW CONTEST

> South Carolina fell at home, 74-69, in a hard-fought game against Georgia (Jan. 16), snapping a 10-game home win streak that dated back to last season. The Gamecocks opened up a 9-point lead early in the second half but were unable to sustain after being plagued with poor shooting from the floor and the foul line. Both teams shot 32 free throws. South Carolina was a season-low 53.1 percent (17-of-32) at the charity stripe and the Bulldogs were 78.1 percent (25-of-32) at the foul line, including 83.3 percent (20-of-24) in the second half. The Gamecocks shot 47.6 percent (10-of-21) from the foul line in half two. Meechie Johnson led all scorers with 19, hitting four 3s.

TUESDAY TOOK AN L, BUT SATURDAY WE BOUNCED BACK

> Trailing for most of the second half at Missouri (Jan. 13), Ta'Lon Cooper hit a game-tying 3 with 25

seconds left to send the game to OT tied at 62-62. Jacobi Wright then hit the game-winning bucket with 13 seconds left in OT over the out-stretched arms of 7-5 Connor Vanover as the Gamecocks prevailed 71-69 for the team's first win at Mizzou Arena since 2017. B.J. Mack was 7-of-13 with 21 points to lead Carolina, his third 20-point game of the season and first in SEC action. Over the final 10:38 of regulation and OT, the South Carolina defense held Missouri to just 17 points on 33.3 percent shooting (7-for-21). The Gamecocks were also 16-of-18 at the free throw line (88.9%).

WHO WAS THAT TEAM IN HALF TWO IN T-TOWN?

> The Gamecocks saw the team's six game win streak come to an end with a 74-47 loss at Coleman Coliseum on Tuesday night. Carolina, who led for most of the opening 20 minutes, trailed by one, 30-29, at halftime (first time trailing at half all year). The Gamecocks would shoot just 22.2% (6-of-27) in the second half and a season-low 30.9% (17-of-55) for the game. Carolina tied a season-high with 17 turnovers and the Crimson Tide knocked down 15 triples, including nine in the second half. Alabama opened a double-digit lead to start the second half and it was the first time Carolina trailed by double-digits all season.

BIG LOVE FOR BIG MEECH

> Meechie Johnson was named SEC Player of the Week for the first time in his career on Jan. 8 after scoring 24 points (15 in second half) in a 68-62 SEC opening win over Miss. State (Jan. 6). It was his first POTW recognition and the first POTW honor for a Gamecock since Jair Bolden won it back on Dec. 23, 2019 after scoring 22 and helping led the team to an upset win at No. 9 Virginia. Johnson was also one of 30 players named to the Lute Olson Award Mid-Season Watch List on Jan. 10.

JOY TO THE WORLD

> After a tough loss in a tightly contested in-state rivalry matchup to then No. 24/20 Clemson (Dec. 6), the Gamecocks rattled off six-straight wins to improve to 13-1 for just the sixth time in program history (first 13-1 start since 2015-16). The team's most recent win over Miss. State marked the 10th-straight home victory for Carolina dating back to a Senior Day win over Georgia last season. It's the team's longest home win streak since the 2015-16 Gamecocks started the year 13-0 at home.

RECORD BREAKING SZN

>South Carolina sunk a school record 18 3s in the team's blowout, 89-67 victory over George Washington (Dec. 1). Meechie Johnson had 24 points (5-of-7 3FGs) and B.J. Mack had 20 (4-of-8 3FGs) as seven different players hit shots from behind the arc for the Gamecocks. Carolina had a season-high 19 assists and just three turnovers, the lowest turnover total in a game since the team had one on in a 73-65 win over Tulane on Feb. 11, 1985. The Gamecocks scored 89 points on 63 possessions, good for 1.4 points per possession.

3HREECHIE JOHNSON

>Meechie Johnson hit four 3s and went 9-of-15 from the floor en route to a career-high 29 points in leading the team to a 65-53 victory over Notre Dame in the ACC/SEC Challenge (Nov. 28). His previous career high was 26 in last season's historic win at Rupp Arena over Kentucky. With the victory, the Gamecocks earned the team's 10th 6-0 start in program history.

MURRAY BOYLES CLEARED

>Star freshman forward Collin Murray-Boyles was cleared to resume full practice on Wednesday, Nov. 29 after being sidelined since the start of the season (Nov. 1) with mononucleosis. The local product from AC Flora is expected to play a vital role for the Gamecocks this season when he returns to the court.

In 2022-23, Murray-Boyles played his senior year at Wasatch Academy (Mt. Pleasant, Utah), which is a part of the newly formed National Interscholastic Basketball Conference (NIBC), a league that features that top high school programs in the nation. He led the team averaging 15.0 points, 8.8 rebounds, 2.1 assists, 1.8 blocks and 1.0 steals per game. His 15.0 points per game were third in the NIBC and his 8.8 rebounds led the conference.

Murray-Boyles rose up the recruiting rankings after his standout season in Utah and was pegged a consensus four-star prospect ranked inside the top-100 players in the country. The Athletic has him slotted as the No. 13 freshmen you absolutely can't afford to miss and On3.com has him ranked the No. 6 impact freshmen in the SEC.

WE ARE THE CHAMPIONS

>B.J. Mack scored 21 of his 27 points in the second half of a 75-68 victory over Grand Canyon in the Arizona Tip-Off Cactus Division Championship Game (Nov. 19). The grad transfer was 4-of-7 from downtown and 9-for-9 at the free throw line en route to tournament MVP honors. He was joined on the all-tournament team by Meechie Johnson. Jacobi Wright came through in the clutch again off the bench for the Gamecocks with 10 points, including pivotal baskets with 46 seconds and 2:01 remaining. After nine turnovers in the first half, Carolina committed just one giveaway the final 20 minutes at Desert Diamond Arena.

MEECHIE WAS FEELIN' IT IN THE DESERT

>Meechie Johnson had his first 20-point outing of the season, helping lead the team to a 78-63 win over DePaul in the semifinals of the Arizona Tip-Off (Nov. 17). He had 18 of his 24 points in the first half and was also 7-of-10 from the floor in the game's

opening 20 minutes. Zachary Davis was the only other player in double figures for Carolina with 10 points off the bench, his second career game in double figures.

BIG MACK ATTACK

>B.J. Mack had 17 points and matched a career high with 13 rebounds to lead the Gamecocks to a 10-point win over VMI (Nov. 13) in an unbracketed game, part of the Arizona Tip-Off. It was the big man's 8th career double-double. Ta'Lon Cooper had another seven assist, zero turnover night.

TOTAL TEAM EFFORT

>Five players scored in double figures for South Carolina in a big, 79-77 win over Virginia Tech in the Hall of Fame Series in Charlotte on Nov. 10. B.J. Mack scored the game-winning bucket with 20 seconds to go. The hometown kid scored 15 of his 19 points in the second half, going 9-of-16. Myles Stute led the way 21 points thanks to 5-of-6 shooting from behind the arc. Jacobi Wright (12), Ta'Lon Cooper (12) and Meechie Johnson (11) also scored in double figures for Carolina who shot a sizzling 56.4 percent (31-of-55) from the floor. The Gamecocks were also 10-of-21 (47.6 percent) from behind the 3-point arc. Cooper had seven assists and zero turnovers in 31 minutes of action. It was head coach Lamont Paris' 100th career win as head coach.

MAKING IT RAIN

>South Carolina started the season with an emphatic 82-53 victory over USC Upstate on Nov. 6. It was the largest margin of victory in a season-opening win since the team defeated Longwood, 82-44 (38 points), on Nov. 9, 2013. The Gamecocks shot 52.7 percent (29-of-55) from the field and 54.5 percent (12-of-22) from downtown. The team made double-digit 3s on seven occasions last season, posting a 5-2 record in those games. Ta'Lon Cooper and Meechie Johnson led all scorers with 15 each. B.J. Mack had 13 and Myles Stute had 10. Zachary Davis was a spark off the bench with a team-high eight rebounds and three steals.

COMEBACK KIDS

>South Carolina erased a 17-point halftime deficit in a 60-57 charity exhibition win over Wofford on Nov. 1. After a rough first half shooting the ball, the Gamecocks shot 42.9 percent (12-of-28) and 44.4 percent (8-of-18) from behind the arc. B.J. Mack led all Carolina players with 14 points, adding seven rebounds and three steals. Myles Stute had a double-double with 11 points and 11 rebounds. Zachary Davis came off the bench and scored 13 points in 20 minutes. The team was +11 with him on the floor.

PRESEASON TRIP TO THE COMMONWEALTH

> The team went on its first foreign tour since a 2016 trip to Costa Rica in August, spending five days at Atlantis in the Bahamas (Aug. 3-8). Carolina was one of a handful of teams in paradise (Texas A&M and LSU also there from the SEC) and played a pair of games in the same ballroom that host the Battle 4 Atlantis in November.

> In game one, the Gamecocks defeated Žalgiris-2 from Lithuania, 86-60. The team knocked down 16 3s and forced 22 turnovers (14 steals). Four

players scored in double figures led by Meechie Johnson with 20. He and Myles Stute each made four 3s. Ta'Lon Cooper and B.J. Mack each hit three 3s.

> In game two, dominated from start to finish in a 106-67 victory over Club Obras from Argentina. It was another outstanding shooting performance for South Carolina in the Imperial Ballroom, as the team knocked down 17s. Six different players hit multiple shots from behind the arc. Freshmen Collin-Murray Boyles and Arden Conyers scored in double figures as Murray-Boyles had 16 points on 7-of-7 shooting to led the team.

NCAA ACTIVE ASSISTS LEADERS LIST

1. Isaiah Stevens (Colorado State) - 802
2. Sahvir Wheeler (Washington) - 794
3. Darius Brown II (Utah State) - 762
4. **Ta'Lon Cooper (South Carolina) - 708**
5. Tyler Kolek (Marquette) - 685
6. Xavier Johnson (Indiana) - 671
7. Tristen Newton (UCONN) - 664
8. Pierre Crockrell II (UC Irvine) - 642
9. Braden Norris (Loyola Chicago) - 636
10. Ray J Dennis (Baylor) - 633
11. Dajuan Harris Jr. (Kansas) - 617
12. Caleb Fields (Arkansas State) - 615
13. Jamal Shead (Houston) - 598
14. Keishawn Davidson (Belmont) - 597
15. Boo Buie (Northwestern) - 577

* rankings thru games played Feb. 14



Graduate transfer Ta'Lon Cooper has 71 career games with five or more assists on his resume. Ten of those have come this season. The Roebuck, S.C., native returns to his home state after stints at Morehead State (2019-22) and Minnesota (2022-23).

KEY STAT

Lamont Paris' teams are 36-4 when scoring 80 or more points dating back to his first season as head coach at Chattanooga (2017-18). He's 5-0 at South Carolina when his team scores 80 or more.

KenPom RUNDOWN

> By the end of the 2022-23 season, South Carolina was statistically one of the youngest teams in the nation. The Gamecocks finished the season with an average of 1.50 years of Division I experience, which ranked 269th nationally. This year, Carolina ranks 23rd in the country in the same category with an average of 2.83 years of Division I experience on the roster. That number is third in the SEC behind only Missouri (2.93 years) and Ole Miss (2.83 years).

> The Gamecocks are one of four teams in the SEC to rank in the top-70 in Adj. Efficiency on offense and defense: Auburn, Tennessee and Texas A&M are the other three schools in the top-70 in both categories.

> Thru 24 games, Carolina's 2-point FG percentage defense (46.2%) is 41st nationally. Last season the team ranked 320th (53.7 percent).

> The team's offensive rebound percentage of 33.7 is 48th in the country (sixth in the SEC behind Florida, Texas A&M, Miss. State, Alabama, and Auburn).

> The Gamecocks' 47.6 effective FG percentage on defense is 47th in the country compared to 52.6% last year, which ranked 290th, a 243-spot jump up the rankings.

> Carolina is No. 52 in adjusted efficiency rating on offense (114.1) compared to a No. 205 ranking last year (103.5).

> Overall, Carolina's KenPom ranking of 50th is a 171-spot jump from the team's final ranking of 221st last season. It's the biggest single-season rankings jump in the SEC by a wide margin. Georgia is second with an 68-spot jump from 154th to 86th.

> Ta'Lon Cooper's offensive rating of 130.9 (15.1% usage) is 33rd in the country.

> Big man Josh Gray was third in offensive rebound percentage and 25th in defensive rebound percentage last season. He joined Erik Stevenson (21-22), Chris Silva (17-18, 18-19), Brenton Williams (13-14) and Devon Downey (09-10) as the only Gamecocks since 2009 to finish the season ranked within the top-five of one or more of the 18 KenPom individual player rankings.

ORDER ON THE COURT

> The Honorable L. Casey Manning enters his 31st season as an analyst for men's basketball games on the Gamecock Radio Network. He joined the broadcast team for the 1993-94 season and worked alongside legendary South Carolina play-by-play man Bob Fulton. Manning has worked alongside current play-by-play man Derek Scott since 2016-17. The Gamecocks advanced to the school's first ever Final Four their first year working together. Manning, a Dillon, S.C. native, played for the Gamecocks from 1970-73 and made history as the first African-American scholarship player in program history. He graduated from the South Carolina School of Law in 1977 and has served as Circuit Court Judge for the Fifth Judicial Court since 1994. Manning retired on Dec. 31, 2022.

> On Dec. 8, 2022, at a retirement function at the USC Alumni Center, Manning received the Order of the Plametto from Gov. Henry McMaster, the highest civilian honor granted in the state of South

Carolina.

> Two streets were also named after him, one in downtown Columbia near the courthouse he worked in and the other in his hometown of Dillon, S.C.

> On May 7, 2022, Manning received an honorary doctor of laws degree from the Board of Trustees at commencement. It is the highest degree you can receive from the university.

> He joins Dave Kellum (34th season as Ole Miss ppx) as the only members of the 30-year club on radio broadcast in the SEC.

BY THE NUMBERS

430 - The Gamecocks four transfers (Clark, Cooper, Mack and Stute) have played a combined **430** games at the Division I level with 299 starts across the quartet of players.

3rd - The entire team's **480** combined Division I starts ranks **third** in the SEC behind only Mississippi State (514) and Texas A&M (502).

44-4 - South Carolina's men's and women's teams have a combined **44-4** record (.917 win percentage), the best mark in college basketball.

23rd - South Carolina ranks **23rd** nationally in average Division I experience per KenPom at 2.83 years. The Gamecocks ranked 269th in the country last season in the same category at 1.5 years.

1st - The Gamecocks' scoring defense is **1st** in the SEC (35th nationally) at **65.4 ppg**, in front of Auburn (66.9 ppg) and Mississippi State (67.4 ppg).

20 - Carolina has held **20** opponents to less than 70 points this season, which is T-4th nationally and leads the SEC.

9 - The Gamecocks have held **9** league opponents below 70 points, which leads the SEC in front of Texas A&M (7) and Auburn (7).

62 - Carolina held Kentucky, the nation's top scoring offense at 91.6 points per game entering the matchup, to a season low 62 points on Jan. 23 in the team's 17-point win over the top-10 Cats.

1997 - The Gamecocks picked up the program's first top-five road win since **1997** on Jan. 30 with a 63-59 victory over No. 5/5 Tennessee. The previous top-five road win was a 72-66 win at No. 3 Kentucky on March 2, 1997.

59 - The **59** points by Tennessee on its home floor was a season-low for the Vols. It was also the first home loss of the season for UT, snapping a 13-game home winning streak.

4 - Carolina is one of just **4** teams in the country with a top-five true road win this season (Arizona, Clemson and James Madison).

16 - The Gamecocks are one of just **16** teams in the nation with multiple top-10 wins this season. Kentucky (2), Miss. State (2) and Texas A&M (2) are also on the list from the SEC.

10 - Carolina has already had **10** single-digit turnover games this season. The 2007-08 team had 12 games with single-digit giveaways, the most by a Gamecock team since entering the SEC in 1991-92.

4 - The Gamecocks have **4** SEC games with 20 or more assists. That is tied for the most in the league with Kentucky and Tennessee.

16-0 - The Gamecocks are **16-0** when scoring 70 or more points this season.

13-2 - Carolina is **13-2** in games decided by 10 or less points this season with the only losses at No. 24/20 Clemson and vs. Georgia on Jan. 16, both by five points.

1-0 - The Gamecocks picked up the first overtime victory in SEC play under head coach Lamont Paris with the team's 71-69 win at Mizzou (Jan. 13). Carolina was 0-3 in SEC overtime games last season in Paris' first year.

708 - Ta'Lon Cooper is **4th** on the NCAA active assists leaders list with **708** career helpers. He is one of just four players in NCAA Division I with 700 or more career assists.

7th - Cooper is **7th** in the country with a 3.50-to-1 assist to turnover rate (thru games played Feb. 14). He has three games with seven assists and zero turnovers in wins over Virginia Tech (Nov. 10), VMI (Nov. 13) and Vanderbilt (Feb. 10). Cooper had a season high eight assists (one turnover) in the team's blowout victory over George Washington (Dec. 1) and eight assists (two turnovers) in the team's win at Georgia (Feb. 3). He has 17 games this season with zero or one turnover.

3rd - Cooper is **3rd** in the SEC with a **4.22** assist per game average.

6.3 - Cooper averaged **6.3** assists per game at Minnesota last season, which was good for seventh in the nation.

67.9% - The Gamecocks return **67.9%** of the team's assists from last season, led by Meechie Johnson, who averaged 3.6 assists per game, which was good for 8th in the SEC.

52.8% - A total of 3,429 of the team's 6,500 total minutes from last season are back this year.

50.3% - 549 of the team's 1,091 rebounds are back led by Josh Gray, who averaged a career-best 6.3 rebounds per game in 2022-23.

18 - The Gamecocks sunk a school record **18** 3s in a blowout win at home over George Washington (Dec. 1).

8-3 - Carolina is **8-3** in games where Meechie Johnson scores 20 or more points. He scored 20 or more in wins at LSU, at Kentucky and vs. Western Kentucky during the 2022-23 season. He had 24 vs. DePaul (Nov. 17), a career-high 29 in the team's ACC/SEC Challenge win over Notre Dame (Nov. 28), 24 in the team's win over GW (Dec. 1), 26 at No. 24/20 Clemson (Dec. 6), 20 in a victory over Winthrop (Dec. 19) and 24 in a win over Miss. State (Jan. 6).

11-3 - The Gamecocks are **11-3** under head coach Lamont Paris when the team makes 10 or more 3s. The three losses have all come on the road.

11-4 - In games when South Carolina has

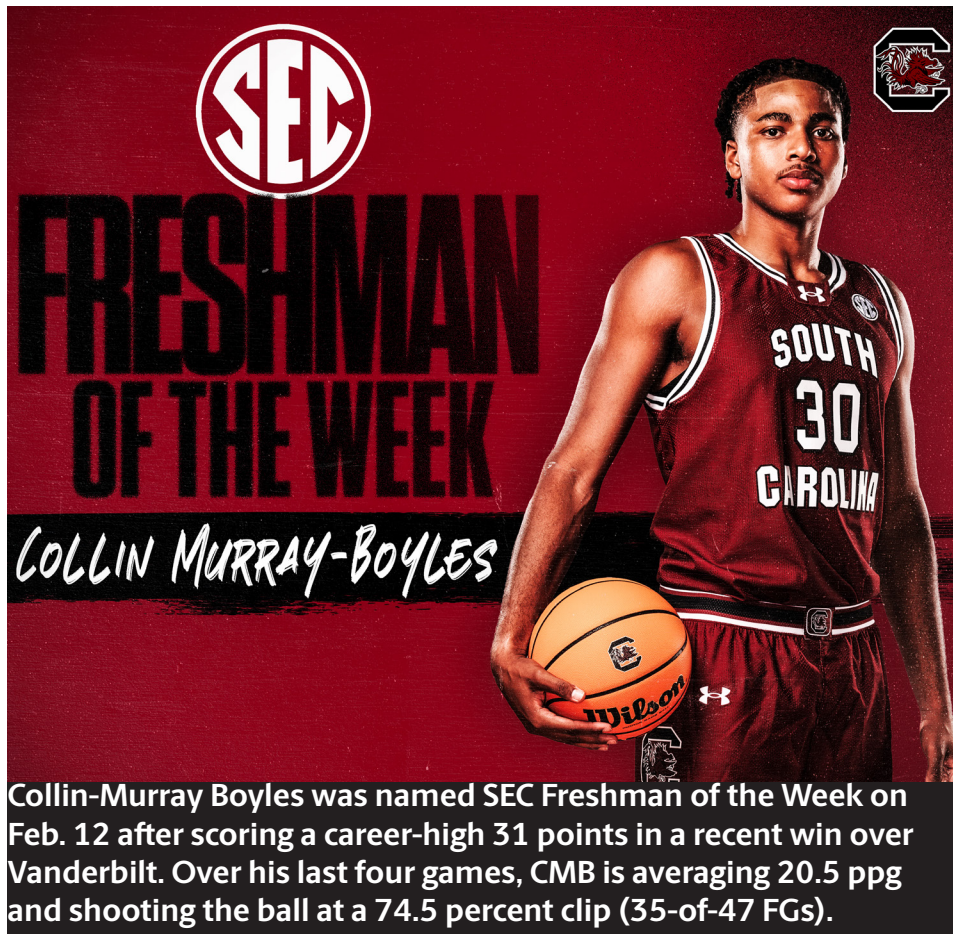
single-digit turnovers under Paris, the team is **11-4** the past two seasons. The Gamecocks three turnovers against GW (Dec. 1) were the team's fewest in a game since having one vs. Tulane on Feb. 11, 1985. Carolina has had 10 games this season with single-digit TOs (7-3 record).

8-0 - The Gamecocks are **8-0** under Paris when holding opponents to 60 points or less the last two seasons. Carolina held USC Upstate to 59 on Nov. 6, Notre Dame to 53 on Nov. 28, Elon to 43 (season-low and lowest in Paris era at SC) on Dec. 22 and #5 Tennessee to 59 (season-low for Vols) on Jan. 30 in Knoxville.

.691 - Paris spent five seasons as head coach at Chattanooga from 2017-22. He led the team to a 65-29 record (**.691**) in his last three seasons and a berth in the 2022 NCAA Tournament after winning the SoCon Tournament Championship.

12 - Paris was an assistant for 17 seasons prior to becoming a head coach in 2017-18. He was a part of **12 NCAA Tournament appearances** (Division I and II) as an assistant, including a pair of Final Fours at Wisconsin in 2014 and 2015.

17 - In 22 seasons as a head or assistant coach in college, Paris has been a part of **17 teams that have won 20-or-more games** in a season.



The graphic features a young man, Collin Murray-Boyles, in a maroon South Carolina basketball jersey with the number 30. He is holding a Wilson basketball. The background is dark red with the SEC logo in a white circle at the top left. The text "FRESHMAN OF THE WEEK" is written in large, bold, black letters. Below that, "COLLIN MURRAY-BOYLES" is written in a white, stylized font. In the top right corner, there is a small logo of the South Carolina Gamecocks.

Collin-Murray Boyles was named SEC Freshman of the Week on Feb. 12 after scoring a career-high 31 points in a recent win over Vanderbilt. Over his last four games, CMB is averaging 20.5 ppg and shooting the ball at a 74.5 percent clip (35-of-47 FGs).



A photograph of Coach Paris, a man with short dark hair, wearing a dark blue jacket with a South Carolina Gamecocks logo, celebrating with his players in a locker room. The players are wearing maroon jerseys and are huddled around him, some with their arms around his shoulders. The locker room has wooden lockers and a white wall in the background.

After losing 21 games last season, the Gamecocks have 21 wins now. South Carolina and Missouri (last season) are the only teams in the SEC the last 25 seasons to lose 21 or more games then win 21 or more games the following season.

ROSTER BREAKDOWN

Returning Letterwinners (6)

- #1 Jacobi Wright
- #5 Meechie Johnson
- #12 Zachary Davis
- #14 Eli Sparkman
- #31 Benjamin Bosmans-Verdonk
- #33 Josh Gray

Guards (11)

- #0 Ebrima Dibba
- #1 Jacobi Wright
- #5 Meechie Johnson
- #10 Myles Stute
- #12 Zachary Davis
- #13 Austin Herro
- #14 Eli Sparkman
- #15 Morris Ugusuk
- #20 Danny Grajzl
- #21 Arden Conyers
- #55 Ta'Lon Cooper

Forwards (5)

- #2 B.J. Mack
- #4 Stephen Clark
- #30 Collin Murray-Boyles
- #31 Benjamin Bosmans-Verdonk
- #33 Josh Gray

By Height

- #14 Eli Sparkman (6-0)
- #20 Danny Grajzl (6-0)
- #13 Austin Herro (6-1)
- #5 Meechie Johnson (6-2)
- #1 Jacobi Wright (6-2)
- #55 Ta'Lon Cooper (6-4)
- #15 Morris Ugusuk (6-4)
- #0 Ebrima Dibba (6-5)
- #10 Myles Stute (6-6)
- #12 Zachary Davis (6-7)
- #21 Arden Conyers (6-7)
- #30 Collin-Murray Boyles (6-7)
- #4 Stephen Clark (6-8)
- #2 B.J. Mack (6-8)
- #31 Benjamin Bosmans-Verdonk (6-9)
- #33 Josh Gray (7-0)

2023-24 SOUTH CAROLINA MEN'S BASKETBALL ROSTER

Alphabetical Roster

No.	Name	Pos.	Ht.	Wt.	Cl.	Exp.	Hometown // Last School
31	Benjamin Bosmans-Verdonk	F	6-9	238	RSR	1L	Lommel, Belgium // Illinois
4	Stephen Clark	F	6-8	208	GR	TR	Charlotte, N.C. // The Citadel
21	Arden Conyers	G	6-7	204	FR	HS	Columbia, S.C. // Westwood (Blythewood, S.C.)
55	Ta'Lon Cooper	G	6-4	200	GR	TR	Roebuck, S.C. // Minnesota
12	Zachary Davis	G	6-7	194	SO	1L	Orangeburg, S.C. // Denmark-Olar
0	Ebrima Dibba	G	6-5	214	RSR	TR	Bredäng, Sweden // Coastal Carolina
20	Danny Grajzl	G	6-0	175	FR	HS	Cleveland, Ohio // Hawken School (Gates Mills, Ohio)
33	Josh Gray	F	7-0	265	SR	3L	Brooklyn, N.Y. // LSU
13	Austin Herro	G	6-1	174	FR	HS	Milwaukee, Wisc. // Whitnall (Greenfield, Wisc.)
5	Meechie Johnson	G	6-2	184	JR	1L	Cleveland, Ohio // Ohio State
2	B.J. Mack	F	6-8	260	GR	TR	Charlotte, N.C. // Wofford
30	Collin Murray-Boyles	F	6-7	231	FR	HS	Columbia, S.C. // Wasatch Academy (Mt Pleasant, Utah)
14	Eli Sparkman	G	6-0	160	SO	1L	Cleveland, Tenn. // Baylor School (Chattanooga, Tenn.)
10	Myles Stute	G	6-6	209	JR	TR	Washington, D.C. // Vanderbilt
15	Morris Ugusuk	G	6-4	160	FR	HS	Helsinki, Finland // Omnia Basketball Academy (Finland)
1	Jacobi Wright	G	6-2	182	JR	2L	Fort Mill, S.C. // Legacy Early College

Numerical Roster

No.	Name	Pos.	Ht.	Wt.	Cl.	Exp.	Hometown // Last School
0	Ebrima Dibba	G	6-5	214	RSR	TR	Bredäng, Sweden // Coastal Carolina
1	Jacobi Wright	G	6-2	182	JR	2L	Fort Mill, S.C. // Legacy Early College
2	B.J. Mack	F	6-8	260	GR	TR	Charlotte, N.C. // Wofford
4	Stephen Clark	F	6-8	208	GR	TR	Charlotte, N.C. // The Citadel
5	Meechie Johnson	G	6-2	184	JR	1L	Cleveland, Ohio // Ohio State
10	Myles Stute	G	6-6	209	JR	TR	Washington, D.C. // Vanderbilt
12	Zachary Davis	G	6-7	194	SO	1L	Orangeburg, S.C. // Denmark-Olar
13	Austin Herro	G	6-1	174	FR	HS	Milwaukee, Wisc. // Whitnall (Greenfield, Wisc.)
14	Eli Sparkman	G	6-0	160	SO	1L	Cleveland, Tenn. // Baylor School (Chattanooga, Tenn.)
15	Morris Ugusuk	G	6-4	160	FR	HS	Helsinki, Finland // Omnia Basketball Academy (Finland)
20	Danny Grajzl	G	6-0	175	FR	HS	Cleveland, Ohio // Hawken School (Gates Mills, Ohio)
21	Arden Conyers	G	6-7	204	FR	HS	Columbia, S.C. // Westwood (Blythewood, S.C.)
30	Collin Murray-Boyles	F	6-7	231	FR	HS	Columbia, S.C. // Wasatch Academy (Mt Pleasant, Utah)
31	Benjamin Bosmans-Verdonk	F	6-9	238	RSR	1L	Lommel, Belgium // Illinois
33	Josh Gray	F	7-0	265	SR	3L	Brooklyn, N.Y. // LSU
55	Ta'Lon Cooper	G	6-4	200	GR	TR	Roebuck, S.C. // Minnesota

Head Coach: Lamont Paris (Wooster, '96 ; Indiana State '00)

Assistant Coach: Tim Buckley (Bemidji State, '88)

Assistant Coach: Tanner Bronson (Wisconsin, '08)

Assistant Coach: Eddie Shannon (Florida, '99)

Special Assistant to the Head Coach: Carey Rich (South Carolina, '95)

Director of Player Development: David McKinley (Ohio, '13)

Director of Basketball Operations: Colby Arendale (Chattanooga, '18)

Director of Video Services: Roman DiPasquale (Wisconsin, '11)

Strength & Conditioning Coach: Scott Greenawalt (Muskingum College, '98)

Athletic Trainer: Mark Rodger (Buffalo, '01)

Associate Director of Athletics Communications and Public Relations: Michael DeBates (Iowa State, '14)

TOP RETURNING

Scorer.....	Johnson, 12.7 ppg
Rebounder.....	Gray, 6.3 rpg
Assist Maker.....	Johnson, 3.6 apg
FG Shooter *.....	Gray, 51.4%
3-Point FG Shooter \$.....	Wright, 35.0%
FT Shooter \$.....	Johnson, 76.3%
Shot Blocker.....	Gray, 0.8 bpg
Steal Maker.....	Johnson, 0.7 spg

* at least 75 attempts

\$ at least 20 attempts

PRONUNCIATION GUIDE

Benjamin **BOSE**-mans-ver-**DONK**

TUH-lon Cooper

Ee-**BRIME**-uh **DIB**-ah

Danny **GRAZ**-al

Myles **STEW**-tee

Morris **OO-GAH**-suk



HEAD COACH LAMONT PARIS

HEAD COACH | SEVENTH SEASON OVERALL | 119-97 (.553) | SECOND SEASON AT SOUTH CAROLINA | 32-25 (.571)

THE PARIS FILE

COACHING

Experience

27th year

College Head Coach Experience

7th season

Hire Date At Carolina

Thursday, March 24, 2022

PERSONAL

Hometown

Findlay, Ohio

Alma Mater

Wooster, 1996 (Bachelors - Economics)
Indiana State, 2000 (Masters - Rec. & Sport Mgmt.)

COACHING RESUME

College Assistant Coach

Wooster, 1997-98

DePauw, 1998-99

IUP, 2000-04

Akron, 2004-10

Wisconsin, 2010-17

College Head Coach

Chattanooga, 2017-22

South Carolina, 2022-present

Lamont Paris, who has been a part of nine NCAA Division I Tournaments and 17 twenty-win seasons as a college head and assistant coach, was named the University of South Carolina's 33rd head coach by Director of Athletics Ray Tanner on Thursday, March 24, 2022.

Paris, 47, is the first African-American program head coach in the history of the Gamecock men's basketball program.

In his first season (2022-23), South Carolina had an overhauled roster with eight new players, including just 14.9 percent of the team's scoring and 18.4 percent of the minutes played returning from the season prior. The Gamecocks defeated Clemson at home, 60-58, for the first time since Dec. 19, 2014. Chico Carter Jr. hit the game-winning bucket with 0.9 seconds remaining. Paris became the first Gamecock head coach since Dave Odom in 2001 to defeat the in-state Tigers in his first season. The conference slate was highlighted by road wins at Kentucky, at Ole Miss and at LSU. The Gamecocks wire-to-wire victory at Rupp Arena on Jan. 10 was the team's first there since 2009 and just the program's third all-time win in Lexington since joining the SEC (1992). Ohio State transfer Meechie Johnson made six 3s and scored a career-high 26 points to lead the Gamecocks. Paris joined Eddie Fogler (1997) and Darrin Horn (2009) as the only Gamecock head coaches all-time to win in the historic building. Carolina nearly knocked off SEC Champion and No. 2/2 Alabama at home but fell in overtime, 78-76, thanks to a late bucket from SEC Player of the Year Brandon Miller.

Several players had their most productive seasons to date under Paris and his staff in year one in Columbia. Sophomore Jacobi Wright averaged 7.3 points, 2.1 rebounds and 1.8 assists per game. He had a career-best six games in double figures in SEC play. Josh Gray led the team in rebounding, averaging 6.3 per game and 7.9 rebounds per contest in league action. He had a career-best eight games with 10 or more rebounds, seven of which came in SEC action. Gray also had the best game of his career with 20 points and 14 rebounds vs. Arkansas. Johnson averaged 12.7 points (second on team) and 3.6 assists per contest (eighth in the SEC). He led the team with 70 makes from behind the arc and was one of just eight players in the SEC to make 70 or more 3s.

The staff made early in-roads recruiting over the summer in 2022 with local product Gregory "GG" Jackson II reclassifying and enrolling early. The consensus top player in the 2023 class, Jackson was the highest rated signee in program history (recruit rankings started in early 2000s) and joined PJ Dozier (2015-17) as the only five-star Gamecock freshmen. Jackson would go on to earn All-SEC Freshman honors while leading the team in scoring at 15.4 points per game. He had 11 20-point games, the most by a Carolina freshman since

joining the SEC in 1991-92. Jackson would go on to be selected 45th overall by the Memphis Grizzlies in the 2023 NBA Draft. He became the first NBA Draft pick for the program since All-American Sindarius Thornwell in 2017.

Paris came to Carolina after five seasons as the head coach at University of Tennessee at Chattanooga, coaching the Mocs to an 87-72 overall record (.547), including a 65-29 mark his last three seasons.

In his final year, he led the Mocs to their first Southern Conference title and NCAA berth since 2016. Chattanooga finished the season with a 27-8 mark. He was one of 20 finalists for the Hugh Durham Award, given by Collegeninsider.com to the top Division I mid-major coach in college basketball. The Mocs' NCAA NET ranking improved in each of his seasons at Chattanooga, finishing with a 63 ranking this season.

In his 17 seasons as a collegiate assistant coach prior to becoming head coach at Chattanooga, teams associated with Paris were 497-217 (.696) with five conference titles and 12 NCAA Tournament appearances (Division I and II), reaching two Final Fours.

Paris spent seven seasons as an assistant at Wisconsin from 2010-17 working for Bo Ryan and Greg Gard. The Badgers went to the NCAA Tournament every year with four Sweet 16 appearances and back-to-back trips to the Final Four in 2014 and 2015. Wisconsin played for the National Championship in 2015 after going 36-4 and winning both the Big Ten regular season and tournament titles. The Badgers took down No. 1 overall seed Kentucky in the National Semifinal, ending the Wildcats' previously undefeated season.



PARIS' CAREER RECORD, YEAR-BY-YEAR

SEASON	RECORD	CONFERENCE (FINISH)	POSTSEASON
2017-18 (CHATT)	10-23	3-15 (10th)	-
2018-19 (CHATT)	12-20	7-11 (5th)	-
2019-20 (CHATT)	20-13	10-8 (T-5th)	-
2020-21 (CHATT)	18-7	9-7 (4th)	-
2021-22 (CHATT)	27-8	14-4 (1st)	0-1 ; NCAA First Round
2022-23 (SC)	11-21	4-14 (12th)	-
2023-24 (SC)	21-4	9-3	-
Totals	119-97 (.551)	56-62 (.475)	0-1 (.000) • 1 NCAA

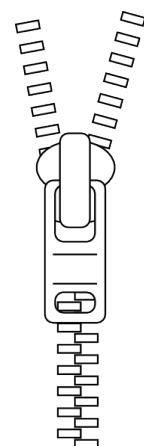

THE LP QUARTER-ZIP - IT'S A WAY OF LIFE

The quarter-zip has been a featured staple of head coach Lamont Paris' wardrobe since he arrived on campus in late March of 2022. Gamecock fans across the country began to quickly realize through various posts on social media and appearances made by Paris throughout the community how important this article of clothing was to him. His commitment to wearing the 1/4 zip in any and all situations with weather playing zero factor also became very apparent. If it's 95 degrees with 100 percent humidity in the heart of July in famously hot Columbia, the chances of seeing Paris in a 1/4 zip are in the 99th percentile.

The Q-zip, as its affectionally become known by South Carolina fans far and wide, is a popular choice for fall and winter weather. It's versatile and dynamic. It's light and comfortable enough to be worn indoors, but it also is thick and durable enough to layer up when a jacket is too heavy for full comfort. Every quarter-zip is different with different features like zippered pockets for added storage. You have a number of different options to style it by simply just adjusting the zipper height.

A 1/4 zip camera has been added to all home games at CLA this season in honor of Paris' fashion icon status amongst the Gamecock faithful.

To the right is a breakdown of his record during the 2023-24 season in each 1/4 zip he has worn on the sidelines. Zip through it quickly and enjoy.



GAMECOCK SUPERLATIVES UNDER PARIS (FIRST SEASON WAS 2022-23)

Most Field Goals Made

1. 33, George Washington, Dec. 1, 2023
2. 31, vs. Virginia Tech, Nov. 10, 2023
- T3. 30, vs. Vanderbilt, Feb. 10, 2024
- T3. 30, Florida A&M, Dec. 30, 2023
- T3. 30, #2/2 Alabama, Feb. 22, 2023

Most Field Goals Attempted

1. 72, at Vanderbilt, Jan. 5, 2023
2. 71, VMI, Nov. 13, 2023
- T3. 68, Winthrop, Dec. 19, 2023
- T3. 68, at Georgia, Jan. 28, 2023
5. 66, George Washington, Dec. 1, 2023

Highest Field Goal Percent

1. 56.4 percent (31-55), vs. Virginia Tech, Nov. 10, 2023
2. 54.0 percent (27-50), vs. Grand Canyon, Nov. 19, 2023
3. 52.7 percent (29-55), USC Upstate, Nov. 6, 2023
4. 52.0 percent (26-50), at Missouri, Feb. 7, 2023
5. 51.9 percent (28-54), at Arkansas, Jan. 20, 2024

Lowest Field Goal Percent

1. 25.0 percent (12-48), #8/9 Tennessee, Jan. 7, 2023
2. 30.9 percent (17-55), at Alabama, Jan. 9, 2024
3. 31.1 percent (19-61), vs. Colorado State, Nov. 17, 2022
4. 32.3 percent (21-65), at George Washington, Nov. 30, 2022
5. 34.0 percent (18-53), Miss. State, Jan. 31, 2023

Most 3-Point Field Goals Made

1. 18, George Washington, Dec. 1, 2023
2. 15, at LSU, Feb. 18, 2023
3. 13, at Georgia, Jan. 28, 2023
4. 12, USC Upstate, Nov. 6, 2023
5. 11, vs. Kentucky, Jan. 23, 2024

Most 3-Point Field Goals Attempted

1. 35, George Washington, Dec. 1, 2023
2. 32, at LSU, Feb. 18, 2023
- T3. 31, at Georgia, Jan. 28, 2023
- T3. 31, at Georgetown, Dec. 3, 2022
- T5. 30, Elon, Dec. 22, 2023
- T5. 30, at #24/20 Clemson, Dec. 6, 2023

Highest 3-Point Field Goal Percentage (min. 10 attempts)

1. 55.0 (11-20), at Kentucky, Jan. 10, 2023
2. 54.5 (12-22), USC Upstate, Nov. 6, 2023
3. 51.4 (18-35), George Washington, Dec. 1, 2023
4. 50.0 (9-18), at Arkansas, Jan. 20, 2024
5. 47.6 (10-21), vs. Virginia Tech, Nov. 10, 2024

Most Free Throws Made

- T1. 22, #13/12 Auburn, Feb. 14, 2024
- T1. 22, Florida A&M, Dec. 30, 2023
3. 21, SC State, Nov. 8, 2022
- T4. 20, Notre Dame, Nov. 28, 2023
- T4. 20, DePaul, Nov. 17, 2023
6. 19, Georgia, March 4, 2023

Most Free Throws Attempted

1. 34, vs. DePaul, Nov. 17, 2023
2. 32, vs. Georgia, Jan. 16, 2024
3. 31, Georgia, March 4, 2023
4. 30, SC State, Nov. 8, 2022
- T5. 28, #13/12 Auburn, Feb. 14, 2024
- T5. 28, Florida A&M, Dec. 30, 2023

Highest Free Throw Percentage (min. 10 attempts)

1. 100 percent (12-12), Winthrop, Dec. 19, 2023
2. 94.4 percent (17-18), at LSU, Feb. 18, 2023
3. 93.3 percent (14-15), #8/9 Tennessee, Jan. 7, 2023
4. 88.9 percent (16-18), at Missouri, Jan. 13, 2024
5. 87.5 percent (14-16), vs. Grand Canyon, Nov. 19, 2023

Most Offensive Rebounds

1. 21, VMI, Nov. 13, 2023
2. 19, Clemson, Nov. 11, 2022
- T3. 18, Winthrop, Dec. 19, 2023
- T3. 18, Eastern Michigan, Dec. 30, 2022
- T5. 17, Elon, Dec. 22, 2023
- T5. 17, at Georgia, Jan. 28, 2023
- T5. 17, WKU, Dec. 22, 2022

Most Defensive Rebounds

1. 38, at Vanderbilt, Jan. 5, 2022
2. 35, USC Upstate, Nov. 6, 2023
3. 34, WKU, Dec. 22, 2022
4. 33, at Florida, Jan. 25, 2023
5. 31, Clemson, Nov. 11, 2022 & at Arkansas, Jan. 20, 2024

Most Total Rebounds

1. 51, WKU, Dec. 22, 2022
2. 50, Clemson, Nov. 11, 2022
3. 46, Eastern Michigan, Dec. 30, 2022
- T4. 45, USC Upstate, Nov. 6, 2023
- T4. 45, at Florida, Jan. 25, 2023

Most Personal Fouls

1. 25, at Vanderbilt, Jan. 5, 2022
- T2. 24, vs. Georgia, Jan. 16, 2024
- T2. 24, vs. Grand Canyon, Nov. 19, 2023
- T2. 24, vs. DePaul, Nov. 17, 2023
5. 23, #16/17 Auburn, Jan. 21, 2023

Most Points

1. 94, Florida A&M, Dec. 30, 2023
2. 89, George Washington, Dec. 1, 2023
- T3. 82, USC Upstate, Nov. 6, 2023
- T3. 82, at LSU, Feb. 18, 2023
5. 80, SC State, Nov. 8, 2022

Fewest Points

1. 42, #8/9 Tennessee, Jan. 7, 2023
2. 45, at #11/13 Tennessee, Feb. 25, 2023
3. 47, at Alabama, Jan. 9, 2024
4. 51, Miss. State, Jan. 31, 2023
- T5. 53, Texas A&M, Jan. 14, 2023
- T5. 53, vs. Colorado State, Nov. 17, 2022

Most Assists

1. 25, at Georgia, Feb. 3, 2024
- T2. 21, vs. Vanderbilt, Feb. 10, 2024
- T2. 21, vs. Florida A&M, Dec. 30, 2023
- T4. 20, vs. Kentucky, Jan. 23, 2024
- T4. 20, at Arkansas, Jan. 20, 2024

Fewest Turnovers

1. 3, George Washington, Dec. 1, 2023
- T2. 6, Charleston Southern, Dec. 16, 2023
- T2. 6, Presbyterian, Dec. 11, 2022
4. 7, Vanderbilt, Feb. 10, 2024
- T5. 8, at #24/20 Clemson, Dec. 6, 2023
- T5. 8, Notre Dame, Nov. 28, 2023

Most Turnovers

1. 19, Clemson, Nov. 11, 2022
- T2. 18, Miss. State, Jan. 31, 2023
- T2. 18, at Georgia, Jan. 28, 2023
- T2. 18, #8/9 Tennessee, Jan. 7, 2023
- T5. 17, at Alabama, Jan. 9, 2024
- T5. 17, vs. DePaul, Nov. 17, 2023
- T5. 17, vs. Furman, Nov. 20, 2022

Most Blocks

1. 8, vs. Georgia, Jan. 16, 2024
2. 7, vs. Davidson, Nov. 18, 2022
- T3. 6, vs. Kentucky, Jan. 23, 2024
- T3. 6, George Washington, Dec. 1, 2023
- T3. 6, Georgia, March 4, 2023
- T4. 5, Miss. State, Jan. 6, 2024
- T4. 5, Florida A&M, Dec. 30, 2023
- T4. 5, Winthrop, Dec. 19, 2023

Most Steals

1. 10, #8/9 Tennessee, Jan. 7, 2023
2. 9, vs. ECU, Dec. 17, 2022
- T3. 8, vs. Missouri, Jan. 27, 2024
- T3. 8, at Alabama, Jan. 9, 2024
- T3. 8, vs. Virginia Tech, Nov. 10, 2023
- T3. 8, Miss. State, Jan. 31, 2023

Most Points By Opponent

1. 101, #13/12 Auburn, Feb. 14, 2024
2. 94, Texas A&M, Jan. 14, 2023
- T3. 85, at #11/13 Tennessee, Feb. 25, 2023
- T3. 85, #8/9 Tennessee, Jan. 7, 2023
- T3. 85, Colorado State, Nov. 17, 2022

Fewest Points By Opponent

1. 43, Elon, Dec. 22, 2023
- T2. 53, Notre Dame, Nov. 28, 2023
- T2. 53, USC Upstate, Nov. 25, 2022
4. 57, Presbyterian, Dec. 11, 2022
5. 58, WKU, Dec. 22, 2022

Most Field Goals Made By Opponent

- T1. 36, at #13/12 Auburn, Feb. 14, 2024
- T1. 36, at #11/13 Tennessee, Feb. 25, 2023
- T3. 35, #8/9 Tennessee, Jan. 7, 2023
- T3. 35, Colorado State, Nov. 17, 2022
5. 34, Texas A&M, Jan. 14, 2023

Fewest Field Goals Made By Opponent

- T1. 16, Elon, Dec. 22, 2023
- T1. 16, Winthrop, Dec. 19, 2023
3. 17, Notre Dame, Nov. 28, 2023
- T4. 20, vs. Grand Canyon, Nov. 19, 2023
- T4. 20, at Ole Miss, Feb. 11, 2023
- T4. 20, WKU, Dec. 22, 2022

Highest Opponent Field Goal Percent By Opponent

1. 61.0 (36-59), at #13/12 Auburn, Feb. 14, 2024
2. 58.3 (35-60), Colorado State, Nov. 17, 2022
3. 58.1 (36-62), at #11/13 Tennessee, Feb. 25, 2023
4. 54.8 (34-62), Texas A&M, Jan. 14, 2023
5. 52.9 (27-51), Miss. State, Jan. 31, 2023

Lowest Opponent Field Goal Percent By Opponent

1. 32.0 percent (16-50), Elon, Dec. 22, 2023
2. 32.7 percent (17-52), Notre Dame, Nov. 28, 2023
3. 34.0 percent (16-57), Winthrop, Dec. 19, 2023
4. 35.6 percent (21-59), USC Upstate, Nov. 6, 2023
5. 36.4 percent (20-55), WKU, Dec. 22, 2022

Most Rebounds By Opponent

- T1. 48, Vanderbilt, Feb. 14, 2023
- T1. 48, Texas A&M, Jan. 14, 2023
- T1. 48, #8/9 Tennessee, Jan. 7, 2023
4. 45, vs. Georgia, Jan. 16, 2024
5. 44, at Vanderbilt, Jan. 5, 2023


Fewest Rebounds By Opponent

1. 23, vs. Virginia Tech, Nov. 10, 2023
- T2. 25, Georgia, March 4, 2023
- T2. 25, Presbyterian, Dec. 11, 2022
- T4. 26, Vanderbilt, Feb. 10, 2024
- T4. 26, Miss. State, Jan. 6, 2024
- T4. 26, Charleston Southern, Dec. 16, 2023

Most Turnovers By Opponent

- T1. 16, VMI, Nov. 13, 2023
- T1. 16, Miss. State, Jan. 31, 2023
- T3. 15, at Alabama, Jan. 9, 2024
- T3. 15, Elon, Dec. 22, 2023
- T5. 14, Winthrop, Dec. 19, 2023
- T5. 14, #8/9 Tennessee, Jan. 7, 2023
- T5. 14, at Vanderbilt, Jan. 5, 2023

GAMECOCK BASKETBALL ASSISTANT COACHES & SUPPORT STAFF




> **Tanner Bronson, Assistant Coach (Wisconsin, '08)**

- Served in same capacity at Chattanooga for five seasons (2017-22) under Paris
- Was assistant at St. Louis (2012-16) prior to joining the Mocs ; team won 103 games in his five seasons there and made three NCAA appearances, winning a game each time
- Went from manager, to walk-on to scholarship player at Wisconsin under Bo Ryan ; was on four NCAA teams (Elite Eight in 05' and Sweet Sixteen in 08')



> **Tim Buckley, Assistant Coach (Bemidji State, '88)**

- Second season at Carolina and was previously at UNLV (2019-22) ; also was scout with the Minnesota Timberwolves (2017-19)
- Was on staff for the entire Tom Crean tenure at Indiana where he was a part of two Big Ten titles (2013, 2016), four NCAA Appearances, including three trips to the Sweet Sixteen ; the Hoosiers went 138-69 (.667) the last six seasons he was there
- Has had two stints as a head coach at Ball State (2000-06) and Rockford (1989-93)




> **Eddie Shannon, Assistant Coach (Florida, '99)**

- Second season at Carolina ; spent three seasons at Chattanooga (2019-22) under Paris ; also was assistant at Canisius (2017-19)
- Played professionally overseas for 10 seasons with stops in Italy, France, Russia, Sweden, Croatia, Latvia, Greece, Australia, and Cyprus
- Four-year starter at Florida (1995-99), helping usher in the Billy Donovan era in Gainesville ; scored 1,168 career points and left as the career leader in steals (204) ; only player in school history with 200+ steals and he was also second in assists (493)



> **David McKinley, Assistant Coach (Ohio, '13)**

- Second season at Carolina ; was on Paris' staff at Chattanooga for five seasons (2017-22) in variety of roles
- Served as Director of Player Development in first season at Carolina (2022-23) ; was assistant coach for the Mocs for three seasons (2019-22)
- Played collegiately at Ohio University where he was a four-year letterwinner from 2010-13 ; team captain his last two years and member of Bobcat team that won school record 29 games and advanced to the Sweet Sixteen




> **Colby Arendale, Director of Operations (Chattanooga, '18)**

- Second season at Carolina ; served in the same capacity at Chattanooga under Paris for the past three seasons (2019-22)
- Was a student manager in 2017-18 and then a graduate manager for the Mocs from 2018-19
- Recently completed his MBA



> **Carey Rich, Special Assistant to the Head Coach (South Carolina, '95)**

- First official hire of the Paris era at South Carolina ; enters his second season with the team
- Served seven years as superintendent with the City of Columbia's Parks and Recreation Department
- Played one season at Western Carolina before returning home to finish his career with the Gamecocks (1993-95) ; scored 784 career points in Garnet & Black and dished out 340 assists in 79 games ; his 4.30 assists per game average is sixth all-time at Carolina



> **Roman DiPasquale, Director of Video Services (Wisconsin, '11)**

- Second season at South Carolina ; was on the Chattanooga staff all five seasons (2017-22) under Paris serving in a variety of roles
- Worked as the video coordinator at Stanford (2014-16)
- Also has stints in the NBA with Portland (2013-14) and Philadelphia (2011-12) ; was a student manager at Wisconsin




> **Scott Greenawalt, Strength & Conditioning Coach (Muskingum College, '98)**

- Enters his 12th season with men's basketball program in 2023-24 ; worked with men's and women's basketball at Kansas State from 2006-12 before coming to South Carolina with head coach Frank Martin
- Was a part of the staff for the best season in school history which culminated with a trip to the 2017 Final Four
- Worked at Cincinnati for eight years prior to his time in Manhattan ; was an all-conference linebacker in in for Muskingum College



Mark Rodger
Athletic Trainer



Jack Samonsky
Graduate Assistant



Tada Stricklen
Graduate Assistant



Michael DeBates
Associate Director
Communications
& Public Relations



Sam Straker
Creative Media
Producer



Jeremy Ford
Sports Dietician



Charles Waddell
Special Assistant
to the AD // Sport
Admin



COLONIAL LIFE ARENA

HOME OF GAMECOCK BASKETBALL [COLONIAL LIFE ARENA RECORD: 243-115 (.679)]

FUN FACTS ABOUT COLONIAL LIFE ARENA

- > 16,880 cubic yards of earth moved, which is enough to fill 222 swimming pools
- > 3,848 tons of steel, which would weigh equal to 96,200 quarters, which would equal \$24,050
- > 125 miles of cable, which would stretch between Columbia and Folly Beach
- > 1,872 tons of cooling, which would cool an average of 12 grocery stores
- > 205,384 bricks and 60,137 concrete blocks, which would stretch the entire length of Lake Murray (41 miles)
- > 8,750 gallons of paint, which would paint approximately 115 average Columbia 2-story houses
- > 4,781 square yards of carpet, which would carpet approximately the field at Williams-Brice Stadium
- > 443 people working on building the arena at a given time, which would staff 44 fast food restaurants
- > 1,158,000 man-hours to complete Colonial Life Arena, which would equal two working hours from each person living in the Columbia Metro area




CHRIS SILVA THROWS IN A SILVA SLAM FOR TWO OF HIS 27 POINTS THAT LED THE GAMECOCKS TO VICTORY VS. NO. 18 KENTUCKY, 76-68, ON JAN. 16, 2018. CAROLINA TRAILED BY AS MANY AS 14 POINTS IN THE SECOND HALF.

KEY ARENA DATES/ MEMORABLE MOMENTS

- > April 2001 - Construction begins
- > Nov. 24, 2002 - Carolina defeats ETSU, 71-66, in its first contest in the building
- > Jan. 8, 2003 - The Gamecocks post a 55-49 win in the first SEC contest at the building over Ole Miss.
- > March 15, 2006 - Carolina defeats Western Kentucky, 74-55, in the first round of the Postseason NIT. The Gamecocks would go on to win their second straight NIT Championship later that month.
- > Jan. 21, 2009 - Zam Fredrick scores on a last second lay-in to propel the Gamecocks past Florida, 70-69, at the buzzer. Carolina would go on to capture the 2009 SEC Eastern Division Co-Championship.
- > Jan. 26, 2010 - Led by heralded senior Devan Downey, Carolina posted its first win over a No. 1 ranked opponent (AP poll) in school history when it defeated top-ranked Kentucky, 68-62.
- > Feb. 7, 2017 - The Gamecocks would battle Alabama into a four-overtime contest, with the Crimson Tide eventually closing the 90-86 win. Senior guard Sindarius Thornwell scored 44 points and pulled down 21 rebounds in the game. Carolina would go on to its first Final Four in program history later that season.

- > Nov. 15, 2019 - Carolina captures its 200th victory at Colonial Life Arena with a 90-63 win over Cleveland State.
- > Jan. 23, 2024 - The Gamecocks dominated No. 6/6 Kentucky, 79-62. It was the program's highest margin of victory ever over a top-10 team ever.



DEVAN DOWNEY VS. KENTUCKY, JAN. 26, 2010 - HE SCORED 30 POINTS AS CAROLINA BEAT THE TOP-RANKED WILDCATS, 68-62.



TA'LOH COOPER TIED A CAREER-HIGH WITH 20 POINTS IN A 79-62 ROUT OVER NO. 6/6 KENTUCKY ON JAN. 23, 2010. CAROLINA HELD THE NATION'S BEST SCORING OFFENSE TO A SEASON-LOW IN POINTS.

2023-24 GAMECOCK SUPERLATIVES

GAMECOCKS' RECORD WHEN ...

At home	13-1
On the road	5-3
At neutral sites	3-0
In overtime	1-0
vs. Top 25 team	2-2
vs. Top 10 team	1-0
vs. Top 5 team	1-0
Leading at half	18-2
Trailing at half	3-2
Tied at half	-
Shooting 50% or better	7-0
Shooting between 39-49.9%	12-0
Shooting less than 39%	3-2
Opp. shooting 50% or better	2-0
Opp. shooting between 39-49.9%	12-3
Opp. shooting less than 39%	6-2
Shooting better than opp.	14-1
Shooting worse than opp.	7-3
Starters out-score opp. starter	13-1
Opp. starters score/equal more	8-3
Bench out-scores opp. bench	15-1
Opp. bench scores/equals more	6-3
Having more FTs than opp.	15-2
Having equal/less FTs than opp.	6-2
Have more TOs than opp.	11-3
Having equal/less TOs than opp.	10-1
Having more rebounds than opp.	17-0
Having equal/less rebounds than opp.	4-4
Making 6 or more 3FGs	20-2
Having 15 or more assists	14-0
Score more points in paint than opp.	11-2
Scoring equal/less points in paint than opp.	10-2
Scoring more points off TOs than opp.	12-1
Scoring equal/less points off TOs than opp.	9-3
Scoring more 2nd-chance points than opp.	17-0
Scoring equal/less 2nd-chance points than opp.	4-4
Scoring more fast break points than opp.	4-0
Scoring equal/less fast break points than opp.	17-4
Wearing White uniforms	14-1
Wearing Garnet uniforms	3-0
Wearing Black uniforms	4-3
Wearing Throwback White uniforms	4-0
Playing on live TV/live broadcast	21-4
Playing in November	6-0
Playing in December	6-1
Playing in January	6-2
Playing in February	3-1
Playing in March	-
Playing a day game	8-0
Playing a night game	13-4
Playing on a Monday	2-0
Playing on a Tuesday	5-2
Playing on a Wednesday	0-2
Playing on a Thursday	-
Playing on a Friday	4-0
Playing on a Saturday	8-0
Playing on a Sunday	1-0
Scoring margin is 5 points or less	6-2
Margin is between 6-10	7-0
Margin is between 11-20	4-0
Margin is more than 20	4-2
Scoring 59 points or less	0-1
Scoring 60-69 points	5-3
Scoring 70-79 points	13-0
Scoring 80-89 points	2-0
Scoring 90-99 points	1-0
Scoring 100+ points	-

MISCELLANEOUS

Current streak	L1
Home court streak	W4
Away streak	L1
Neutral court streak	W3
* - dates back to last season	

Scoring Leaders	'23-24	Career
Meechie Johnson	11	18*
B.J. Mack	6	6*
Myles Stute	2	2*
Ta'Lon Cooper	3	3*
Collin Murray-Boyles	4	4
Josh Gray		1*
Zachary Davis		1

Rebounding Leaders	'23-24	Career
Josh Gray	3	21*
B.J. Mack	7	7*
Meechie Johnson	6	7*
Ta'Lon Cooper	4	4*
Benjamin Bosmans-Verdonk	1	2*
Myles Stute	2	2*
Stephen Clark	1	1*
Zachary Davis	1	1
Collin Murray-Boyles	6	6

Assists Leaders	'23-24	Career
Meechie Johnson	9	28*
Jacobi Wright	3	21
Ta'Lon Cooper	17	17*
Benjamin Bosmans-Verdonk		3*
Morris Ugusuk	2	2
Zachary Davis	1	3
Collin Murray-Boyles	2	2
Myles Stute	1	1*
B.J. Mack	1	1*
Josh Gray		1*

Blocks Leaders	'23-24	Career
Josh Gray	5	26*
Stephen Clark	8	8*
B.J. Mack	7	7*
Benjamin Bosmans-Verdonk	2	7*
Zachary Davis	3	6
Morris Ugusuk	3	3
Myles Stute	2	2*
Collin Murray-Boyles	6	6
Ta'Lon Cooper	1	1*
Jacobi Wright	1	2

Steals Leaders	'23-24	Career
Zachary Davis	8	17
Meechie Johnson	10	19*
Jacobi Wright	5	11
Josh Gray	1	5*
Benjamin Bosmans-Verdonk		4*
B.J. Mack	4	4*
Ta'Lon Cooper	5	5*
Myles Stute	4	4*
Collin Murray-Boyles	8	8
Morris Ugusuk	2	2

Double-Figure Scoring	'23-24	Career
B.J. Mack	16	77
Ta'Lon Cooper	13	64
Stephen Clark	1	50
Myles Stute	13	43
Meechie Johnson	17	39
Jacobi Wright	6	17
Josh Gray	1	4
Zachary Davis	2	3
Benjamin Bosmans-Verdonk	1	1
Collin Murray-Boyles	7	7
Morris Ugusuk	2	2

20+ points	'23-24	Career
B.J. Mack	4	24
Stephen Clark		11
Meechie Johnson	7	11
Myles Stute	1	5
Ta'Lon Cooper	1	2
Josh Gray		1
Collin Murray-Boyles	1	1

30+ points	'23-24	Career
Collin Murray-Boyles	1	1

Double-Figure Rebounding	'23-24	Career
Stephen Clark		11
Josh Gray		8
B.J. Mack	1	8

Miscellaneous

Largest Halftime Lead	
SC	28, Florida A&M, Dec. 30, 2023
Opp	4, vs. Vanderbilt, Feb. 10, 2024
Smallest Halftime Lead	
SC	1, vs. Grand Canyon, Nov. 19, 2023
Opp	1, at Missouri (1/13/24), at Alabama (1/9/24) & vs. Georgia (1/16/24)
Fewest Points In First Half	
SC	28, vs. Vanderbilt, Feb. 10, 2024
Opp	20, Elon, Dec. 22, 2023
Most Points In First Half	
SC	49, Florida A&M, Dec. 30, 2023
Opp	40, Georgia, Feb. 3, 2024
Fewest Points In Second Half	
SC	18, at Alabama, Jan. 9, 2024
Opp	22, Georgia, Feb. 3, 2024
Most Points In Second Half	
SC	47, vs. GW (12/1/23) & vs. Vanderbilt (2/10/24)
Opp	49, #24/20 Clemson, Dec. 6, 2023
Most Points in Overtime	
SC	9, at Missouri, Jan. 13, 2024
Opp	7, at Missouri, Jan. 13, 2024
Largest Margin of Victory	
SC	32, Florida A&M, Dec. 30, 2023
Opp	27, at Alabama, Jan. 9, 2024
Smallest Margin of Victory	
SC	2, vs. Virginia Tech (11/10/23) & at Missouri (1/13/24)
Opp	5, #24/20 at Clemson (12/6/23) & vs.

Ta'Lon Cooper	2
Myles Stute	1

5+ assists	'23-24	Career
Ta'Lon Cooper	10	71
Stephen Clark		19
Meechie Johnson	6	15
B.J. Mack		3
Morris Ugusuk	1	1
Jacobi Wright	1	2
Benjamin Bosmans-Verdonk		1
Collin Murray-Boyles	1	1

3+ steals	'23-24	Career
Ta'Lon Cooper	1	10
Stephen Clark		8
Zachary Davis	1	3
Meechie Johnson	1	3
Myles Stute		2
B.J. Mack	1	2
Collin Murray-Boyles	1	1

2+ blocks	'23-24	Career
Stephen Clark	2	58
Ta'Lon Cooper		15
B.J. Mack	4	11
Josh Gray	2	10
Myles Stute		1
Zachary Davis		1
Collin Murray-Boyles	4	4

Double-Doubles	'23-24	Career
Stephen Clark		11
B.J. Mack	1	8
Ta'Lon Cooper		6
Josh Gray		2
Myles Stute		1

Dunks	'23-24	Career
Josh Gray	11	37*
Zachary Davis	5	9
Collin Murray-Boyles	12	12
Benjamin-Bosmans Verdonk	2	4*
Stephen Clark	3	3*
Myles Stute	2	2*
Ta'Lon Cooper	1	1*
Meechie Johnson	1	1*
Morris Ugusuk	1	1

- tied for team lead also included

2023-24 GAME-BY-GAME

	Date	Result	FG-A	Pct	3FG-A	Pct	FT-A	Pct	O-D-Total	PF	Pts	A	TO	Blk	Stl	Min	Half
USC Upstate at South Carolina	11/6/23	W, 82-53	29-55	52.7%	12-22	54.5%	12-19	62.2%	10-35-45	18	82	16	15	4	7	200	28
& - Virginia Tech vs. South Carolina	11/10/23	W, 79-70	31-55	56.4%	10-21	47.6%	7-8	87.5%	6-17-23	12	77	13	5	1	8	200	31
VMI at South Carolina	11/13/23	W, 74-64	25-71	35.2%	7-23	30.4%	17-25	68.0%	21-23-44	13	74	14	9	3	10	200	41
^ - DePaul vs. South Carolina	11/17/23	W, 73-68	23-56	41.1%	4-16	25.0%	18-24	75.0%	6-23-29	26	68	11	13	3	5	200	32
^ - Grand Canyon vs. South Carolina	11/19/23	W, 75-68	20-51	47.1%	5-21	23.8%	20-34	58.8%	9-29-38	24	73	12	17	3	6	200	41
Notre Dame at South Carolina	11/13/23	W, 65-53	19-50	38.0%	7-25	28.0%	20-26	76.9%	9-23-32	18	65	11	8	4	5	200	31
GW at South Carolina	12/1/23	W, 89-67	33-66	50.0%	18-35	51.4%	5-7	71.4%	9-23-32	9	89	15	10	4	3	200	32
South Carolina at #24/20 Clemson	12/6/23	L, 67-72	22-61	36.1%	10-30	33.3%	13-19	68.4%	10-28-38	15	67	13	8	3	5	200	30
South Carolina at ECU	12/9/23	W, 68-62	25-56	44.6%	8-18	44.4%	14-20	70.0%	9-33-42	16	72	13	9	7	5	200	23
Charleston Southern at South Carolina	12/16/23	W, 73-69	21-48	43.8%	9-26	34.6%	17-24	70.8%	7-28-35	17	68	13	9	4	2	200	35
Winthrop at South Carolina	12/19/23	W, 72-62	21-53	39.6%	5-17	29.4%	15-23	65.2%	7-25-32	18	62	8	8	2	6	200	28
Elon at South Carolina	12/22/23	W, 70-43	28-58	48.3%	7-18	38.9%	6-8	75.0%	7-19-26	11	69	11	5	7	4	200	36
Florida A&M at South Carolina	12/30/23	W, 94-62	29-63	46.0%	6-25	24.0%	9-11	81.8%	15-24-39	7	73	18	6	0	3	200	39
Miss. State at South Carolina	1/6/24	W, 68-62	16-47	34.0%	7-21	33.3%	23-29	79.3%	12-20-32	14	62	13	14	6	6	200	28
South Carolina at Alabama	1/9/24	L, 47-74	27-68	39.7%	6-26	23.1%	12-12	100%	18-20-38	20	72	15	10	5	6	200	33
South Carolina at Missouri	1/13/24	W, 71-69 (OT)	16-50	32.0%	2-14	14.3%	9-13	69.2%	7-24-31	13	43	8	15	4	4	200	20
Georgia at South Carolina	1/16/24	L, 69-74	26-63	41.3%	8-30	26.7%	10-16	62.5%	17-27-44	15	70	14	10	3	7	200	30
South Carolina at Arkansas	1/20/24	W, 77-64	25-63	39.7%	7-13	53.8%	5-10	50.0%	11-19-30	18	62	12	10	4	6	200	21
#6/6 Kentucky at Missouri	1/23/24	W, 79-62	30-62	48.4%	10-29	34.5%	24-28	85.7%	15-29-44	9	94	21	10	5	5	200	49
South Carolina at #5/5 Tennessee	1/30/24	W, 63-59	25-52	48.1%	3-13	23.1%	9-14	64.3%	8-18-26	23	62	9	13	4	10	200	28
South Carolina at Georgia	2/4/24	W, 72-62	21-52	40.4%	8-23	34.8%	18-26	69.2%	15-20-36	15	68	12	14	5	3	200	30
Ole Miss at #15/20 South Carolina	2/6/24	W, 68-65	17-55	30.9%	5-25	20.0%	8-9	88.9%	12-19-31	13	47	8	17	2	8	200	29
Vanderbilt at #11/11 South Carolina	2/10/24	W, 75-60	26-54	48.1%	5-15	33.3%	3-10	30.0%	11-15-26	12	60	8	6	1	4	200	32
#13/12 Auburn at	2/14/24	L, 61-101	24-59	40.7%	7-24	29.2%	16-18	88.9%	15-28-43	17	71	12	16	0	2	205	32
			26-62	41.9%	5-22	22.7%	12-18	66.7%	11-21-32	16	69	13	7	3	11	205	33
			23-61	37.7%	3-13	23.1%	25-32	78.1%	18-27-45	20	74	8	8	7	5	200	33
			23-58	39.7%	6-26	23.1%	17-32	53.1%	15-21-36	24	69	12	9	8	2	200	34
			28-54	51.9%	9-18	50.0%	12-17	70.6%	8-31-39	16	77	20	10	1	1	200	39
			23-62	37.1%	5-18	27.8%	13-16	81.3%	8-19-27	17	64	9	5	3	4	200	27
			25-62	40.3%	4-13	30.8%	8-9	88.9%	12-21-33	17	62	7	9	6	5	200	25
			29-60	48.3%	11-24	45.8%	10-14	71.4%	12-24-36	14	79	20	9	6	5	200	33
			24-51	47.1%	2-8	25.0%	14-17	82.4%	5-24-29	18	64	10	12	4	5	200	29
			23-52	44.2%	10-25	40.0%	16-24	66.7%	6-22-28	17	72	16	11	4	8	200	39
			19-56	33.9%	10-29	34.5%	15-18	83.3%	9-31-40	18	63	15	10	0	5	200	30
			21-58	36.2%	5-21	23.8%	12-20	60.0%	9-28-37	16	59	11	6	2	5	200	26
			29-56	51.8%	7-20	35.0%	7-11	63.6%	9-25-34	10	72	25	9	0	5	200	38
			22-56	39.3%	9-28	32.1%	9-9	100.0%	8-20-28	14	62	10	9	6	5	200	40
			28-55	50.9%	4-10	40.0%	5-7	71.4%	7-21-28	12	65	13	9	5	4	200	31
			28-60	46.7%	9-27	33.3%	3-7	42.9%	10-22-32	10	68	16	10	3	3	200	43
			26-54	48.1%	5-15	33.3%	3-10	30.0%	11-15-26	12	60	8	6	1	4	200	32
			30-58	51.7%	9-29	31.0%	6-8	75.0%	12-19-31	14	75	21	7	3	2	200	28
			18-52	34.6%	3-15	20.0%	22-28	78.6%	11-18-29	19	61	5	13	4	6	200	28
			36-59	61.0%	12-20	60.0%	17-19	89.5%	5-24-29	18	101	22	7	6	10	200	50

BOLD - home game / & - Hall of Fame Series (Charlotte, N.C.) / ^ - Arizona Tip-Off (Glendale, Ariz.) / * - indicates SEC contest



2023-24 SOUTH CAROLINA BASKETBALL

OVERALL: 21-4 // SEC: 9-3 // HOME: 13-1 // AWAY: 5-3 // NEUTRAL: 3-0

DATE	OPP.	W/L	SCORE	RECORD (SEC)	POINTS	REBOUNDS	ASSISTS	BLOCKS	STEALS	ATTENDANCE
11/6/23	USC Upstate	W	82-53	1-0	Johnson/Cooper (15)	Davis (8)	Three tied (3)	Four tied (1)	Davis (3)	11,216
11/10/23	Virginia Tech - &	W	79-77	2-0	Stute (21)	Mack (6)	Cooper (7)	Davis/Ugusuk (1)	Wright/Davis (1)	6,783
11/13/23	VMI	W	74-64	3-0	Mack (17)	Mack (13)	Cooper (7)	Three tied (1)	Mack (3)	10,449
11/17/23	DePaul - ^	W	73-68	4-0	Johnson (24)	Cooper/Gray (7)	Cooper (5)	Three tied (1)	Johnson/Gray (5)	3,214
11/19/23	Grand Canyon - ^	W	75-68	5-0	Mack (27)	Johnson (6)	Cooper (5)	Clark (1)	Three tied (1)	2,589
11/28/23	Notre Dame	W	65-53	6-0	Johnson (29)	Cooper/Johnson (5)	Cooper (4)	Four tied (1)	Five tied (1)	15,215
12/1/23	George Wash.	W	89-63	7-0	Johnson (24)	Johnson (8)	Cooper (8)	Clark/Mack (2)	Davis (2)	10,936
12/6/23	at #24/20 Clemson	L	67-72	7-1	Johnson (26)	Mack (7)	Johnson (4)	Three tied (1)	Johnson (3)	9,000
12/9/23	at East Carolina	W	68-62	8-1	Johnson/Stute (15)	Mack (8)	Cooper/Wright (3)	Clark (3)	Davis/Johnson (1)	5,568
12/16/23	Charleston So.	W	73-69	9-1	Mack (16)	Johnson (6)	Ugusuk (5)	None	Three tied (1)	10,006
12/19/23	Winthrop	W	72-62	10-1	Johnson (20)	Mack (7)	Johnson (5)	Mack (2)	Davis/Wright (2)	9,455
12/22/23	Elon	W	70-43	11-1	Cooper (17)	Stute (8)	Three tied (3)	Three tied (1)	Wright (2)	10,203
12/30/23	Florida A&M	W	94-62	12-1	C. Murray-Boyles (17)	Clark (9)	Johnson (6)	Mack (2)	Murray-Boyles (2)	11,070
1/6/24	Miss. State	W	68-62	13-1 (1-0)	Johnson (24)	Three tied (6)	Cooper (7)	Mack (2)	Three tied (1)	11,382
1/9/24	at Alabama	L	47-74	13-2 (1-1)	Johnson (16)	Mack (6)	Johnson/Stute (2)	Gray/Ugusuk (1)	Cooper (3)	10,208
1/13/24	at Missouri	W	71-69 (OT)	14-2 (2-1)	Mack (21)	Cooper (8)	Three tied (3)	None	Johnson/Stute (1)	11,135
1/16/24	Georgia	L	69-74	14-3 (2-2)	Johnson (19)	CMB/Cooper (6)	Davis/Cooper (3)	Murray-Boyles (4)	Johnson/Cooper (1)	12,404
1/20/24	at Arkansas	W	77-64	15-3 (3-2)	Mack (18)	Mack (9)	Wright/Cooper (5)	Murray-Boyles (1)	Gray (1)	19,200
1/23/24	#6/6 Kentucky	W	79-62	16-3 (4-2)	Cooper (20)	Murray-Boyles (9)	CMB/Cooper (5)	Murray-Boyles (3)	CMB/Davis (2)	18,000
1/27/24	Missouri	W	72-64	17-3 (5-2)	Mack (21)	CMB (8)	Cooper (4)	Murray-Boyles (2)	CMB (4)	13,553
1/30/24	at #5/5 Tennessee	W	63-59	18-3 (6-2)	Cooper (18)	Gray (7)	Johnson (6)	None	Johnson/Stute (2)	20,667
2/4/24	at Georgia	W	72-62	19-3 (7-2)	Murray-Boyles (16)	Gray (8)	Cooper (8)	None	Murray-Boyles (2)	10,523
2/6/24	Ole Miss	W	68-65	20-3 (8-2)	Murray-Boyles (16)	CMB (9)	Johnson (8)	Murray-Boyles (2)	Three tied (1)	18,000
2/10/24	Vanderbilt	W	75-60	21-3 (9-2)	Murray-Boyles (31)	CMB (7)	Cooper (7)	Gray (2)	Johnson/CMB (1)	14,310
2/4/24	at #13/12 Auburn	L	61-101	21-4 (9-3)	Johnson (22)	CMB/Johnson (7)	Johnson (2)	Gray (2)	CMB/Ugusuk (2)	9,121

& - Hall of Fame Series (Charlotte, N.C.) | ^ - Arizona Tip-Off (Glendale, Ariz.) | * - indicates SEC contest | home games in **bold**



89

GAME 7

Columbia, S.C.
Colonial Life Arena
Nov. 6, 2023

Gamecocks knock down school record 18 3s in blowout win



67



67

GAME 8

Clemson, S.C.
Littlejohn Coliseum
Dec. 6, 2023

Tigers use late run to rally against the Gamecocks



72



68

GAME 9

Greenville, N.C.
Williams Arena
Dec. 9, 2023

Johnson scores 13 of 15 in second half of first road win



62

COLUMBIA, S.C. (AP) - Meechie Johnson knocked down 5 of 7 3-pointers to put up 24 points and B.J. Mack hit 4 of 8 from deep to add another 20 points as South Carolina rode 18 treys to an 89-67 win over George Washington on Friday night.

The Gamecocks (7-0) came into the game shooting 37% from beyond the arc and hit 18 of 35 (51%) against the Revolutionaries. Overall they hit 33 of 66 from the field.

Johnson entered after scoring 29 points in South Carolina's 65-53 win over Notre Dame and wasted little time dialing in from distance, hitting his first 3-pointer two minutes into the game and hit three treys in the final 6:49 to put the game away.

Johnson added eight rebounds and Mack blocked a pair of shots. Ta'lon Cooper contributed 14 points and eight assists and Myles Stute added 11 points.

George Washington (6-2) shot 42% (25 of 60) from the field, including 11 of 22 from beyond the arc. Darren Buchanan Jr. had 18 points, six rebounds and two assists. James Bishop IV had 14 points and four assists. Trey Autry hit 3 of 6 from deep and added 13 points and Jacoi Hutchinson contributed 10 points.

CLEMSON, S.C. (AP) - Chauncey Wiggins scored 13 of his career high 15 points in the second half, Ian Schiefelin had 12 points and 12 rebounds and No. 24 Clemson rallied to beat South Carolina 72-67 on Wednesday night.

The game marked the first time in the 173-game series between the instate rivals - dating to the 1912-13 season - that both teams went in 7-0.

Schiefelin - who picked up his fourth personal foul moments earlier - hit a 3-pointer, grabbed a rebound on the other end and then threw down a contested two-hand dunk in a 29-second span to give Clemson a 59-56 lead with 4:53 to play. Schiefelin's steal led to a Chase Hunter layup with 3:04 left. After PJ Hall missed the second of two free throws, Schiefelin sent the offensive rebound to Hunter who gave the Tigers a 65-59 lead - their biggest of the game - with 1:52 remaining.

Hall had 14 points, eight rebounds and four blocks, Joseph Girard III added 12 points for Clemson (8-0) and Hunter scored all of his 10 points in the second half.

Meechie Johnson hit 6 of 10 from 3-point range and led South Carolina with 26 points. B.J. Mack had 10 points and seven rebounds and Stephen Clark - who left the game due to an injury with about 7 minutes to play and did not return - also scored 10.

Johnson made two free throws to give South Carolina (7-1) an 11-point lead - its biggest of the game - with 15 minutes left. RJ Godfrey sandwiched two layups around a 3-pointer by Girard to tie it 4 minutes later and Ta'lon Cooper answered with a 3 with 10:32 remaining.

Wiggins made back-to-back 3s to put Clemson up 54-51 before Johnson missed a 3-point shot on the other end but Collin Murray-Boyles grabbed the offensive rebound and kicked it back to Johnson at the same spot for a 3-pointer to tie it with 6:50 left.

GREENVILLE, N.C. (AP) - Meechie Johnson and Myles Stute scored 15 points apiece and South Carolina held on to beat East Carolina 68-62 on Saturday.

B.J. Mack added 13 points for the Gamecocks (8-1) which shot 43.8% (21 for 48 overall). Johnson, Stute and Mack combined to make 14 of the team's 21-made baskets.

RJ Felton scored 15 points, Ezra Ausar and Bobby Pettiford Jr. scored 14 points apiece and Brandon Johnson 10 for East Carolina (6-4).

Mack's 3-pointer with 1:22 left gave South Carolina a 62-60 lead and it never trailed again. Pettiford tied it after an ECU timeout before Mack made 1 of 2 foul shots with 37 seconds left for a 63-62 advantage. On its next possession, Ausar lost control of the ball underneath the basket and it went out of bounds. Ta'lon Cooper made 1 of 2 foul shots on South Carolina's next possession for a two-point lead. ECU's Pettiford turned it over on the Pirates next possession and Davis sank two foul shots with four seconds left for the final margin.

East Carolina rallied from a 35-28 halftime deficit and outscored the Gamecocks 12-3 and took its first lead at 40-38 on Ausar's soft layin in the lane.

The Gamecocks turned an 11-10 lead into a 23-12 margin with 3-pointers coming from Davis, two from Cooper and Morris Ugusuk with each make off an assist as South Carolina worked the ball around the perimeter to counter the Pirates' 2/3 zone.

East Carolina responded with a 12-3 run pushing the pace to get within 26-24 with 3:27 before halftime, but South Carolina outscored the Pirates 9-4 and went to intermission up 35-28.

Saturday marked the first time the Pirates had welcomed a Southeastern Conference opponent to Minges Coliseum since 2002 when ECU beat Ole Miss, 65-58.

The Gamecocks hadn't visited Minges Coliseum since Jan. 13, 1988, when South Carolina defeated ECU 78-51. The Pirates now are 2/3 in home games against South Carolina.

GAME 7

Table with columns: NO. Name, Min, FG, 3P, FT, Rebounds, Fouls, TP, AS, TO, ST, Blocks, +/-, Shooting By Period, and Totals. Includes player stats for George Washington vs Columbia.

GAME 8

Table with columns: NO. Name, Min, FG, 3P, FT, Rebounds, Fouls, TP, AS, TO, ST, Blocks, +/-, Shooting By Period, and Totals. Includes player stats for Clemson vs South Carolina.

GAME 9

Table with columns: NO. Name, Min, FG, 3P, FT, Rebounds, Fouls, TP, AS, TO, ST, Blocks, +/-, Shooting By Period, and Totals. Includes player stats for Greenville vs East Carolina.

Table with columns: NO. Name, Min, FG, 3P, FT, Rebounds, Fouls, TP, AS, TO, ST, Blocks, +/-, Shooting By Period, and Totals. Includes player stats for South Carolina vs George Washington.

Table with columns: NO. Name, Min, FG, 3P, FT, Rebounds, Fouls, TP, AS, TO, ST, Blocks, +/-, Shooting By Period, and Totals. Includes player stats for South Carolina vs Clemson.

Table with columns: NO. Name, Min, FG, 3P, FT, Rebounds, Fouls, TP, AS, TO, ST, Blocks, +/-, Shooting By Period, and Totals. Includes player stats for Greenville vs East Carolina.

Summary table for Game 7 with columns: Biggest lead, Best Scoring Run, Lead Changes, Times Tied, Time with Lead, and Period by Period Scoring.

Summary table for Game 8 with columns: Biggest lead, Best Scoring Run, Lead Changes, Times Tied, Time with Lead, and Period by Period Scoring.

Summary table for Game 9 with columns: Biggest lead, Best Scoring Run, Lead Changes, Times Tied, Time with Lead, and Period by Period Scoring.



71
69

GAME 16
Columbia, Mo.
Mizzou Arena
Jan. 13, 2024
*Wright hits game-winner in OT;
Mack scores 21 to lead team*

69
74

GAME 17
Columbia, S.C.
Colonial Life Arena
Jan. 16, 2024
*Gamecocks go cold at FT line and
from behind the arc*

77
64

GAME 18
Fayetteville, Ark.
Bud Walton Arena
Jan. 20, 2024
*Mack leads team with 19
points and nine rebounds*

COLUMBIA, Mo. (AP) – South Carolina reserve Jacob Wright scored 11 points and his fadeaway jumper over Missouri's 7-foot-5 Connor Vanover with 13 seconds left in overtime served as the game winner and the Gamecocks beat the Tigers 71-69 on Saturday.

B.J. Mack led South Carolina (14-2, 2-1 SEC) with 21 points, shooting 7 for 13 and making all six of his foul shots. Ta'Lon Cooper scored 11 and Myles Stute 10 for South Carolina.

Noah Carter led Missouri (8-8, 0-3) with 23 points, shooting 9 for 20 overall but just 2 for 10 from 3-point range. Carter's final miss from 3 was an off-balance, contested shot as time expired to end the game.

Sean East II added 15 points for Missouri and Tamar Bates scored 12. Missouri never trailed in the second half until overtime.

Wright made two foul shots with 2:58 left in overtime to give South Carolina a 64-62 lead, the Gamecocks' first since Cooper's dunk for a 32-31 lead with 1:12 left before halftime. After Wright's foul shots, Cooper converted a three-point play to push the lead to 67-62.

After Carter and Mack traded layups to make it 69-64, Carter made a pair of foul shots with 1:22 left and made a 3 to tie it at 69 with 36 seconds to go before Wright's game winner.

Cooper's 3-pointer with 25 seconds left in regulation knotted it at 62. Missouri called timeout with 19 seconds remaining to set a play. East dribbled for a final shot before Cooper fouled him with 7.4 seconds for just the Gamecocks' sixth foul of the half. Off the dead ball, East missed a tough jumper at the buzzer that Cooper almost blocked.

South Carolina survived 16 turnovers, one off its season-high 17.

COLUMBIA, S.C. (AP) – Silas Demary Jr. scored 15 points, Justin Hill scored all nine of his points in the second half and Georgia beat South Carolina 74-69 on Tuesday night.

Hill missed a contested layup with 1:03 remaining and it went out of bounds. The call was overturned after a video review, giving the ball back to Georgia. Hill used a crossover dribble to create separation and he sank a jumper from the free-throw line for a 70-64 lead.

Meechie Johnson answered at the other end with a long 3-pointer from the wing to make it 70-67 with 33.1 left. RJ Melendez sealed it by making two free throws with 17 seconds left for his first points of the second half.

Melendez finished with 27 points for Georgia (13-4, 3-1 SEC). Jabri Abdur-Rahim added 11 points.

Johnson led South Carolina (14-3, 3-1) with 19 points and B.J. Mack added 16. South Carolina was undone by going 17 of 32 from the free-throw line.

Johnson made a 3-pointer with 4:50 remaining in the first half to give him 12 of South Carolina's opening 27 points. The Gamecocks led 34-33 at halftime.

South Carolina took a 48-39 lead with 14:05 remaining in the second half. But the Gamecocks didn't make another field goal until Johnson's 3-pointer with 4:57 remaining to get within 58-56.

Georgia took its first lead of the second half — 51-50 with 9:14 remaining — during South Carolina's field-goal drought of over nine minutes.

FAYETTEVILLE, Ark. (AP) – B.J. Mack had 18 points, nine rebounds and three assists to lead South Carolina to a 77-64 victory over Arkansas on Saturday.

Zachary Davis had 12 points, Ta'lon Cooper 11, and Collin Murray-Boyles 11 for the Gamecocks (15-3, 3-2 SEC), who led all the way.

Tramon Mark led Arkansas (10-8, 1-4) with 18 points.

After a dunk by Davis gave South Carolina a 49-36 lead six minutes into the second half, Mark hit back-to-back 3-pointers to get the Razorbacks within 49-42. Cooper then hit a 3-pointer to start a 13-1 run by the Gamecocks and they led by double digits for the remainder.

Mack made three 3-pointers and Collin Murray-Boyles added a dunk in a stretch where South Carolina turned a four-point lead into a 29-19 advantage near the six-minute mark of the first half. Mack scored 12 points in the first half and the Gamecocks led 39-27 at the break.

South Carolina finished the game at 53% from the field with 9 of 18 3-pointers and 12 of 17 free throws.

The Razorbacks shot 37% and made only 5 of 18 3-pointers. They were 13 for 16 from the line and had only five turnovers.

GAME 16

South Carolina - 71
Record: 14-2 (3-1)
Shooting By Period
1st 2nd 3rd 4th OT
FT % 100 100 100 100 100
3P % 100 100 100 100 100
2P % 69 69 69 69 69
Rebounds 21 21 21 21 21
Assists 11 11 11 11 11
Steals 3 3 3 3 3
Blocks 0 0 0 0 0
Turnovers 16 16 16 16 16

GAME 17

Georgia - 74
Record: 13-4 (3-1)
Shooting By Period
1st 2nd 3rd 4th OT
FT % 100 100 100 100 100
3P % 100 100 100 100 100
2P % 69 69 69 69 69
Rebounds 27 27 27 27 27
Assists 11 11 11 11 11
Steals 3 3 3 3 3
Blocks 0 0 0 0 0
Turnovers 17 17 17 17 17

GAME 18

South Carolina - 77
Record: 15-3 (2-2)
Shooting By Period
1st 2nd 3rd 4th OT
FT % 100 100 100 100 100
3P % 100 100 100 100 100
2P % 64 64 64 64 64
Rebounds 19 19 19 19 19
Assists 3 3 3 3 3
Steals 1 1 1 1 1
Blocks 0 0 0 0 0
Turnovers 11 11 11 11 11

Missouri - 69
Record: 8-8 (3-3)
Shooting By Period
1st 2nd 3rd 4th OT
FT % 100 100 100 100 100
3P % 100 100 100 100 100
2P % 69 69 69 69 69
Rebounds 23 23 23 23 23
Assists 12 12 12 12 12
Steals 3 3 3 3 3
Blocks 0 0 0 0 0
Turnovers 16 16 16 16 16

South Carolina - 69
Record: 14-3 (2-2)
Shooting By Period
1st 2nd 3rd 4th OT
FT % 100 100 100 100 100
3P % 100 100 100 100 100
2P % 69 69 69 69 69
Rebounds 31 31 31 31 31
Assists 11 11 11 11 11
Steals 3 3 3 3 3
Blocks 0 0 0 0 0
Turnovers 17 17 17 17 17

Arkansas - 64
Record: 10-8 (4-4)
Shooting By Period
1st 2nd 3rd 4th OT
FT % 100 100 100 100 100
3P % 100 100 100 100 100
2P % 64 64 64 64 64
Rebounds 19 19 19 19 19
Assists 3 3 3 3 3
Steals 1 1 1 1 1
Blocks 0 0 0 0 0
Turnovers 11 11 11 11 11

SCAR MIZ
Biggest lead 7 (1st 17:58) 6 (1st 12:17)
Best Scoring Run 9 (1st 22:40) 6 (1st 12:07)
Lead Changes 6
Times Tied 0
Time with Lead 11:54 24:24

UGA USC
Biggest lead 7 (2nd 6:37) 9 (2nd 14:05)
Best Scoring Run 10 (1st 21:57) 8 (2nd 17:01)
Lead Changes 9
Times Tied 0
Time with Lead 17:07 19:18

USC ARK
Biggest lead 15 (2nd 10:03) 0 (1st 20:00)
Best Scoring Run 8 (2nd 10:03) 16 (2nd 12:54)
Lead Changes 0
Times Tied 0
Time with Lead 38:19 00:00






GAME 25
 Auburn, Ala.
 Neville Arena
 Feb. 14, 2024
Johnson leads Gamecocks with 22 points in tough night on road



GAME 26
 Columbia, S.C.
 Colonial Life Arena
 Feb. 17, 2024
 3:30 p.m. (ET) - SEC Network



GAME 27
 Oxford, Miss.
 The Sandy and John Black Pavilion at Ole Miss
 Feb. 24, 2024
 3:30 p.m. (ET) - SEC Network

AUBURN, Ala. (AP) — Jaylin Williams scored 23 points and Johni Broome added 21 to lead No. 13 Auburn to a 101-61 blowout of 11th-ranked South Carolina on Wednesday night, the Tigers' most lopsided win over a ranked team.

The Tigers (20-5, 9-3 Southeastern Conference) rolled to a 22-point halftime lead and snapped South Carolina's seven-game winning streak. They moved into a second-place tie with the Gamecocks (21-4, 9-3) in the league standings, just behind Alabama at 9-2.

Both big men for Auburn did much of their damage from long range, and the team secured its sixth 20-win season in the last seven years.

Williams shot 5 of 7 on 3-pointers, making four in the first half. Broome was 4 of 5 and drained all three attempts in the second half.

Tre Donaldson had 11 points and Chad Baker-Mazara added 10 for the Tigers, who blitzed the SEC's leading defense. The Gamecocks came in allowing just 64 points per game and hadn't permitted more than 77.

Meechie Johnson had 22 points for the Gamecocks but was called for a technical foul after shoving Baker-Mazara late.

Collin Murray-Boyles added 19 points and seven rebounds for South Carolina. The freshman was coming off a 31-point performance against Vanderbilt when he made 14 of 17 shots. B.J. Mack scored 14.

The Tigers got off to a blazing start, building a 50-28 halftime lead capped by Baker-Mazara's 3-pointer with two seconds left. Williams made three straight 3s during one sequence after Auburn took control with an 18-3 run.

South Carolina did manage to cut it to 16 early in the second half but Broome scored Auburn's next eight points, including a pair of 3s. The margin just kept growing wider from there.

The teams have met 50 times, and this was the first time both entered the game ranked.

GAME 25

GAME 26

GAME 27

Official Basketball Box Score - Final															Game Time: 1:30 PM							
South Carolina at Auburn															Game Duration: 2:03							
@1424 Neville Arena, Auburn															Attendance: 5,121							
2023-24 Men's Basketball															Officials: Terry Ogilvy, Keith Kirtle, Owen Short							
South Carolina - 61															Record: 21-4 (9-3)							
NO.	Name	Min	FG	3P	FT	Rebounds	Fouls	TP	AS	TO	ST	Blocks	pts	pts	Shooting By Period							
2	B.J. Mack	21:12	3-7	1-2	7-8	1 0 1	2 4	14	0	1	0	0	0	10	1st FG%: 10-20 50.0%							
30	Collin Murray-Boyles	26:39	6-10	0-0	7-8	4 3 7	3 4	19	0	4	2	1	1	17	2nd FG%: 5-8 62.5%							
5	Meechie Johnson	27:33	8-17	2-6	4-4	0 7 7	3 2	23	2	2	1	0	2	23	3rd FG%: 8-24 33.3%							
12	Zachary Davis	01:18	0-2	0-1	1-2	1 2 3	1 1	1	1	1	0	0	0	0	0	4th FG%: 0-5 0.0%						
55	Talon Cooper	03:48	1-6	0-2	2-2	0 2 2	1 2	4	0	1	0	0	1	18	FT%: 17-20 85%							
10	Myles Shute	16:05	0-4	0-1	0-0	1 0 1	2 0	0	0	1	0	1	0	35	GM FG%: 18-52 34.6%							
33	Josh Gray	13:39	0-1	0-0	0-0	1 1 2	1 2	0	1	2	0	2	1	11	3PT%: 3-15 20.0%							
1	Jacobi Wright	20:45	0-3	0-1	0-2	1 0 1	3 2	0	1	0	1	0	1	33	FT%: 20-28 78.6%							
15	Morris Ugusuk	12:02	0-2	0-2	0-0	0 0 0	0 0	0	0	1	2	0	0	22	Dead Ball Rebounds: 1							
4	Stephen Clark	05:59	0-0	0-0	1-2	0 1 1	3 1	1	0	0	0	0	0	14								
31	Benjamin Bosmans-Vorpark	04:08	0-0	0-0	0-0	0 0 0	0 0	0	0	0	0	0	0	11								
Team			2		2		4		0		0		0									
Totals			18-62	3-15	22-28	11	18	29	19	18	61	5	13	6	4	40						
Technical Fouls: Johnson 2 nd :38																						
Auburn - 101															Record: 20-5 (9-3)							
NO.	Name	Min	FG	3P	FT	Rebounds	Fouls	TP	AS	TO	ST	Blocks	pts	pts	Shooting By Period							
2	Jaylin Williams	24:05	8-11	5-7	2-2	1 1 2	3 2	23	1	0	2	0	0	22	1st FG%: 10-20 50.0%							
4	Johni Broome	22:17	8-15	4-5	1-3	0 2 2	1 4	21	0	0	0	2	2	8	2nd FG%: 5-6 83.3%							
5	Chris Moore	14:38	0-0	0-0	0-0	2 1 3	1 0	1	0	0	0	0	0	6	3rd FG%: 17-29 58.6%							
3	Tre Donaldson	02:11	5-8	0-0	1-1	0 0 0	1 1	10	4	0	2	0	0	5	4th FG%: 5-9 55.6%							
12	Denver Jones	02:26	2-6	0-1	3-3	1 0 1	0 2	7	1	2	0	0	1	6	FT%: 12-13 92.3%							
0	K.D. Johnson	19:17	2-3	1-2	4-4	0 2 2	4 2	9	1	1	3	0	0	40	GM FG%: 36-59 61.0%							
14	Aden Holloway	10:38	1-3	0-2	0-0	2 2 0	1 2	3	0	1	0	0	0	23	3PT%: 12-20 60.0%							
10	Chad Baker-Mazara	19:47	4-4	2-2	0-0	0 5 5	3 2	10	3	3	0	0	0	30	FT%: 27-19 69.2%							
31	Chaney Johnson	13:40	2-3	0-1	2-2	0 2 2	0 2	6	2	0	1	0	0	15	Dead Ball Rebounds: 1							
44	Dylan Cardwell	15:29	2-3	0-0	4-4	0 0 0	4 2	8	5	0	0	4	0	29								
24	Lor Berman	09:15	1-1	0-0	0-0	1 1 1	0 2	1	0	2	1	0	1	14								
20	Carver Sobers	02:14	0-0	0-0	0-0	2 2 0	0 0	0	0	0	0	0	0	3								
21	Blake Muschalek	02:14	0-0	0-0	0-0	1 1 0	0 0	0	0	0	0	0	0	3								
23	Addam Scott	02:14	0-0	0-0	0-0	0 0 0	0 0	0	0	0	0	0	0	3								
55	AJen Harper	02:14	1-2	0-0	0-0	0 0 0	0 0	2	0	0	0	0	0	1	3							
Team			1		5		1		1		1		1									
Totals			36-59	12-20	17-19	5	24	25	18	18	101	22	7	10	5	4	40					
Technical Fouls: NONE																						
USC															AUB							
Biggest lead															5 (1 st 17:48)		41 (2 nd 0:49)		Points from Turnovers		9 25	
Best Scoring Run															4 (1 st 18:32)		14 (2 nd 0:49)		Paint		30 36	
Lead Changes															1		1		Second Chances		13 5	
Times Tied															1		1		Fast Breaks		2 16	
Time with Lead															02:58		35:16		Bench		1 39	
Period by Period Scoring															1st		2nd		TOT			
															USC 28		35		61			



THE LAST TIME IN SOUTH CAROLINA BASKETBALL...

AN INDIVIDUAL ...

Scored 20 or more points:	South Carolina: Collin Murray-Boyles (31), vs. Vanderbilt (Feb. 10, 2024), in Columbia, S.C. Opponent: Jaylin Williams (23) & Johni Broome (21), #13/12 Auburn (Feb. 14, 2024), in Auburn, Ala.
Scored 30 or more points:	South Carolina: Collin Murray-Boyles (31) vs. Vanderbilt (Feb. 10, 2024) in Columbia, S.C. Opponent: Dalton Knecht (31), Tennessee (Jan. 30, 2024), in Knoxville, Tenn.
Scored 35 or more points:	South Carolina: Sindarius Thornwell (44) vs. Alabama (Feb. 7, 2017) in Columbia, S.C. Opponent: Emoni Bates (36), Eastern Michigan (Dec. 30, 2022), in Columbia, S.C.
Scored 40 or more points:	South Carolina: Sindarius Thornwell (44), vs. Alabama (Feb. 7, 2017) in Columbia, S.C. Opponent: Brandon Miller (41), No. 2/2 Alabama (Feb. 22, 2023) in Columbia, S.C.
Collected 20 or more rebounds:	South Carolina: Sindarius Thornwell (21), vs. Alabama (Feb. 7, 2017) in Columbia, S.C. Opponent: Ekpe Udoh (20), Baylor (Jan. 2, 2010) in Columbia, S.C.
Collected 15 or more rebounds:	South Carolina: Gregory "GG" Jackson II (16), vs. Western Kentucky (Dec. 22, 2022), in Columbia, S.C. Opponent: Henry Coleman III (15), Texas A&M (Jan. 29, 2022) in College Station, Texas
Made 12 or more field goals:	South Carolina: Collin Murray-Boyles (14) vs. Vanderbilt (Feb. 10, 2024) in Columbia, S.C. Opponent: Brandon Miller (14), No. 2/2 Alabama (Feb. 22, 2023) in Columbia, S.C.
Made 10 or more field goals:	South Carolina: Collin Murray-Boyles (14), vs. Vanderbilt (Feb. 10, 2024), in Columbia, S.C. Opponent: Allen Flanigan (11), Ole Miss (Feb. 6, 2024), in Columbia, S.C.
Attempted 20 or more field goals:	South Carolina: Gregory "GG" Jackson II (20), vs. Ole Miss (March 8, 2023), in Nashville, Tenn. Opponent: Dalton Knecht (24), Tennessee (Jan. 30, 2024), in Knoxville, Tenn.
Attempted 25 or more field goals:	South Carolina: Sindarius Thornwell (25), vs. Alabama (Feb. 7, 2017) in Columbia, S.C. Opponent: Brandon Miller (25), No. 2/2 Alabama (Feb. 22, 2023) in Columbia, S.C.
Dished 10 or more assists:	South Carolina: Jermaine Couisnard (10), vs. Miss. State (March 3, 2020) in Columbia, S.C. Opponent: Zakai Zeigler (11), No. 11/13 Tennessee (Feb. 25, 2023) in Knoxville, Tenn.
Swiped 5 or more steals:	South Carolina: Erik Stevenson (6), vs. Princeton (Nov. 12, 2021) in Asheville, N.C. Opponent: Myles Burns (6), Ole Miss (March 8, 2023), in Nashville, Tenn.
Blocked 5 or more shots:	South Carolina: Maik Kotsar (6), vs. North Greenville (Dec. 31, 2018) in Columbia, S.C. Opponent: Liam Robbins (6), Vanderbilt (Jan. 3, 2023), in Nashville, Tenn.
Made 5 or more 3-point field goals:	South Carolina: B.J. Mack (5), vs. Vanderbilt (Feb. 10, 2024), in Columbia, S.C. Opponent: Jaylin Williams (5), #13/12 Auburn (Feb. 14, 2024), in Auburn, Ala.
Attempted 8 or more 3-point field goals:	South Carolina: B.J. Mack (9), vs. Vanderbilt (Feb. 10, 2024), in Columbia, S.C. Opponent: Jabri Abdur-Rahim (12), Georgia (Feb. 3, 2024), in Athens, Ga.
Made 10 or more free throws:	South Carolina: Gregory "GG" Jackson II (11), at Miss. State (Feb. 28, 2023), in Starkville, Miss. Opponent: Kelton Telford (10), Winthrop (Dec. 19, 2023), in Columbia, S.C.
Attempted 15 or more free throws:	South Carolina: Chris Silva (16), vs. Georgia (March 9, 2019) in Columbia, S.C. Opponent: Kario Oquendo (15), Georgia (Jan. 28, 2023) in Athens, Ga.
Played all 40 minutes of regulation:	South Carolina: AJ Lawson, at LSU (Jan. 16, 2021) in Baton Rouge, La. Opponent: Hunter Cattoor, Virginia Tech (Nov. 10, 2023), in Charlotte, N.C.
A player hit a last-second shot (within 3 seconds) to win a game:	South Carolina: Chico Carter Jr. (10-foot transition jumper), vs. Clemson, (Nov. 11, 2022), in Columbia, S.C. Opponent: Brandon Miller (left-handed layup), No. 2/2 Alabama (Feb. 22, 2023) in Columbia, S.C.
A player had a double-double:	South Carolina: B.J. Mack (17 pts, 13 reb), vs. VMI (Nov. 13, 2023), in Columbia, S.C. Opponent: Ian Schieffelin (12 pts, 12 reb), #24/20 Clemson (Dec. 6, 2023), in Clemson, S.C.
Two or more players had a double-double:	South Carolina: Gregory "GG" Jackson II (20 pts, 10 reb) & Josh Gray (11 pts, 13 reb), at Florida (Jan. 25, 2023), in Gainesville, Fla. Opponent: Nicolas Claxton (13 pts, 10 reb) & Derek Ogbeide (11 pts, 10 reb), Georgia (March 9, 2019) in Columbia, S.C.
A player had a triple-double:	South Carolina: Sam Muldrow (16 points, 14 rebounds, 10 blocks) vs. Vanderbilt (Jan. 8, 2011) in Columbia, S.C. Opponent: Daniel Hackett (Southern California - 22 points, 10 rebounds, 10 assists) (Nov. 17, 2007) in Columbia, S.C. <i>*** Only second triple-double in South Carolina history (Chuck Eidson (25 points, 10 rebounds, 10 assists) vs. SC State (Nov. 29, 2002) in Columbia, S.C.</i>
Scored 30 or more points in back-to-back games:	South Carolina: Devan Downey, 30 vs. Kentucky (Jan. 26, 2010) in Columbia, S.C. 33 vs. Georgia (Jan. 30, 2010) in Columbia, S.C.
Scored 25 or more points in back-to-back games:	South Carolina: AJ Lawson, 25 vs. Florida A&M (Jan. 2, 2021) 30 vs. Texas A&M (Jan. 6, 2021)

A TEAM ...

Scored 100 or more points:	South Carolina: 105 vs. Army (Dec. 22, 2021) in Columbia, S.C. Opponent: 101, Auburn (Feb. 14, 2024) in Auburn, Ala.
Scored 50 points or less:	South Carolina: 47, at Alabama (Jan. 9, 2024), in Tuscaloosa, Ala. Opponent: 43, vs. Elon (Dec. 19, 2023), in Columbia, S.C..
Scored 50 points in a half:	South Carolina: 61 (1st half), vs. Army (Dec. 22, 2021) in Columbia, S.C. Opponent: 51 (2nd half), #13/12 Auburn (Feb. 14, 2024), in Auburn, Ala.
Failed to score 25 points in a half:	South Carolina: 18 (2nd half), at Alabama (Jan. 9, 2024), in Tuscaloosa, Ala. Opponent: 22 (2nd half), Georgia (Feb. 4, 2024), in Athens, Ga.

Collected 50 or more rebounds:	South Carolina: 51, vs. Western Kentucky (Dec. 22, 2022), in Columbia, S.C. Opponent: 51, Clemson (Dec. 18, 2021) in Clemson, S.C.
Shot 60% or better from the field:	South Carolina: 60.0% (39-65), vs. High Point (March 15, 2016) in Columbia, S.C. Opponent: 61.0% (36-59) #13/12 Auburn (Feb. 14, 2024) in Auburn, Ala.
Shot 50% or better from the field:	South Carolina: 51.7% (30-58), vs. Vanderbilt (Feb. 10, 2024), in Columbia, S.C. Opponent: 50.9% (28-55), Ole Miss (Feb. 6, 2024), in Columbia, S.C.
Shot less than 30% from the field:	South Carolina: 25.0% (12-48), vs. No. 8/9 Tennessee (Jan. 7, 2023), in Columbia, S.C. Opponent: 27.3% (15-55), Texas A&M (Feb. 8, 2020) in Columbia, S.C.
Shot 50% or better from 3-point range (at least 10 attempts):	South Carolina: 50.0% (9-18), at Arkansas (Jan. 20, 2024), in Fayetteville, Ark. Opponent: 60.0% (12-20), #13/12 Auburn (Feb. 14, 2024), in Auburn, Ala.
Shot 20% or less from 3-point range (at least 10 attempts):	South Carolina: 20.0% (3-15), at #13/12 Auburn (Feb. 14, 2024), in Auburn, Ala. Opponent: 14.3% (2-14), vs. Elon (Dec. 19, 2023), in Columbia, S.C.
Dished 20 or more assists:	South Carolina: 21, vs. Vanderbilt (Feb. 10, 2024), in Columbia, S.C. Opponent: 22, #13/12 Auburn (Feb. 14, 2024) in Auburn, Ala.
Made 35 or more shots:	South Carolina: 45, vs. Allen (Dec. 14, 2021) in Columbia, S.C. Opponent: 36, #13/12 Auburn (Feb. 14, 2024) in Auburn, Ala.
Attempted 80 or more shots:	South Carolina: 82, vs. No. 5/4 Kentucky, (Feb. 8, 2022) in Columbia, S.C. Opponent: 83, LSU (Feb. 10, 1996) in Columbia, S.C.
Attempted 70 or more shots:	South Carolina: 71, vs. VMI (Nov. 13, 2023), in Columbia, S.C. Opponent: 72, Army (Dec. 22, 2021) in Columbia, S.C.
Made 10 or more 3-pointers:	South Carolina: 10, at Tennessee (Jan. 30, 2024), in Knoxville, Tenn. Opponent: 12, #13/12 Auburn (Feb. 14, 2024), in Auburn, Ala.
Did not make a 3-pointer:	South Carolina: vs. USC Upstate (Nov. 6, 2018) in Columbia Opponent: Mississippi State (Feb. 23, 2022) in Columbia, S.C.
Attempted 30 or more 3-pointers:	South Carolina: 30, vs. Elon (Dec. 19, 2023), in Columbia, S.C. Opponent: 37, Vanderbilt (Feb. 14, 2023) in Columbia, S.C.
Attempted 25 or more 3-pointers:	South Carolina: 29, vs. Vanderbilt (Feb. 10, 2024), in Columbia, S.C. Opponent: 28, Georgia (Feb. 3, 2024) in Athens, Ga.
Made 30 or more free throws:	South Carolina: 35, vs. Alabama (Feb. 7, 2017), in Columbia, S.C. Opponent: 34, Ole Miss (Feb. 13, 2021) in Columbia, S.C.
Attempted 40 or more free throws:	South Carolina: 50, vs. Alabama (Feb. 7, 2017) in Columbia, S.C. Opponent: 44, Ole Miss (Feb. 13, 2021) in Columbia, S.C.
Swiped 15 or more steals:	South Carolina: 15, at Georgia (Feb. 27, 2021) in Athens, Ga. Opponent: 15, Georgia (Jan. 28, 2023) in Athens, Ga.
Blocked 12 or more shots:	South Carolina: 12, vs. Coastal Carolina (Nov. 30, 2018) in Columbia, S.C. Opponent: 12, Florida (Feb. 3, 2021) in Gainesville, Fla.
Blocked 8 or more shots:	South Carolina: 8, vs. Georgia (Jan. 16, 2024) in Columbia, S.C. Opponent: 9, Florida (Jan. 25, 2023), in Gainesville, Fla.
Won by 30 or more points:	South Carolina: 32, vs. Florida A&M (Jan. 3, 2023), in Columbia, S.C. Opponent: 40, #13/12 Auburn (Feb. 14, 2024) in Auburn, Ala.
Won by 20 or more points:	South Carolina: 27, vs. Elon (Dec. 19, 2023), in Columbia, S.C. Opponent: 21, Florida (Jan. 25, 2023), in Gainesville, Fla.
Played a single overtime game:	Win: 71-69, at Missouri (Jan. 13, 2024), in Columbia, Mo. Loss: 78-76, vs. No. 2/2 Alabama (Feb. 22, 2023) in Columbia, S.C.
Played a double overtime game:	Win: 87-85 vs. WKU (Nov. 27, 2010) in Bowling Green, Ky. Loss: 98-88 vs. Louisville (Feb. 20, 1988) in Columbia, S.C.
South Carolina played a No. 1 Team in the country:	Win: 68-62 vs. No. 1/1 Kentucky (Jan. 26, 2010) in Columbia, S.C. Loss: 85-73 loss to No. 1/1 Tennessee (Feb. 13, 2019) in Knoxville, Tenn.
South Carolina played a top-5 opponent:	Win: 63-59 at No. 5/5 Tennessee, (Jan. 30, 2024) in Knoxville, Tenn. Loss: 78-76 OT loss to No. 2/2 Alabama (Feb. 22, 2023) in Columbia, S.C.
South Carolina played a top-10 opponent:	Win: 63-59 win at No. 5/5 Tennessee (Jan. 30, 2024) in Knoxville, Tenn. Loss: 85-42 loss vs. No. 8/9 Tennessee (Jan. 7, 2023), in Columbia, S.C.
South Carolina played a top-25 opponent:	Win: 63-59 win at No. 5/5 Tennessee (Jan. 30, 2024) in Knoxville, Tenn. Loss: 61-101 loss at #13/12 Auburn (Feb. 14, 2024), in Auburn, Ala.
South Carolina defeated a ranked opponent:	Home: 79-62 win vs. No. 6/6 Kentucky (Jan. 23, 2024) in Columbia, S.C. Away: 63-59 win at No.5/5 Tennessee (Jan. 30, 2024) in Knoxville, Tenn. Neutral: 77-70 vs. No. 20/17 Florida (March 26, 2017) in New York City SEC Home: 79-62 win vs. No. 6/6 Kentucky (Jan. 23, 2024) in Columbia, S.C. SEC Away: 63-59 win at No.5/5 Tennessee (Jan. 30, 2024) in Knoxville, Tenn.
South Carolina defeated a top-10 opponent	Home: 79-62 win vs. No. 6/6 Kentucky (Jan. 23, 2024) in Columbia, S.C. Away: 63-59 win at No. 5/5 Tennessee (Jan. 30, 2024) in Knoxville, Tenn. Neutral: 88-81 win vs. No. 7/7 Duke (March 19, 2017) in Greenville, S.C.
A South Carolina win opened the season:	Home: 82-53 win vs. USC Upstate (Nov. 6, 2023), in Columbia, S.C. Away: 73-52 win at Wofford (Nov. 10, 2017) in Spartanburg, S.C. Neutral: 74-61 win vs. Chaminade (Nov. 19, 2001) in Maui, Hawaii (Maui Invite)
South Carolina opened SEC play:	Home: 68-62 win vs. Miss. State (Jan. 6, 2024), in Columbia, S.C. Away: 84-79 OT loss at Vanderbilt (Jan. 3, 2023), in Nashville, Tenn.

0

EBRIMA DIBBA *Ee-BRIME-uh DEEB-ah*

RSr. • Guard • 6-5 • 214 • Bredäng, Sweden // Coastal Carolina

CAREER HIGHS

Single Game Highs

Statistic	Value
Points	19 vs Utah 11/21/19
Rebounds	10 vs Ga. Southern 02/21/21, vs App State 03/07/21, at South Alabama 03/28/22
Assists	12 vs ULM 12/30/21
Steals	6 vs Columbia Int'l 12/03/20
Blocks	1 7 times
FG Made	7 4 times
FG Attempts	15 at DePaul 03/27/19
3FG Made	2 7 times
3FG Attempts	6 at DePaul 03/27/19
FT Made	9 vs Winthrop 12/04/21
FT Attempts	12 vs Winthrop 12/04/21

SUPERLATIVES

	'23-24	Career
Double-figure scoring	-	39
Double-figure rebounding	-	3
Double-figure assists	-	5
Double-double	-	4
5+ assists	-	1
2+ steals	-	34
Team high scoring	-	-
Team high rebounding	-	-
Team high assists	-	-
Team high steals	-	-



INSTAGRAM: @ebrimadibba_
TWITTER: @_EbrimaDibba

*includes led, or shared team high; * Carolina ONLY*

2023-24 GAME-BY-GAME

Opponent	Date	GS	MIN	Total		3-Pointers		Free throws		Rebounds				PF	A	TO	BLK	STL	PTS	AVG
				FG-FGA	PCT	3FG-3FGA	PCT	FT-FTA	PCT	OFF	DEF	TOT	AVG							
USC Upstate	11/06/2023		02:49	0-1	.000	0-0	.000	0-0	.000	0	0	0	0	0	1	1	0	0	0	0.0
Totals		0	02:49	0-1	.000	0-0	.000	0-0	.000	0	0	0	0	0.0	1	1	0	0	0	0.0

Player Averages

Games Played	Minutes/game	Points/game	FG Pct	3FG Pct	FT Pct	Rebounds/game	Assists/game	Turnovers/game	Assist/Turnover ratio	Steals/game	Blocks/game
1	2.8	0.0	0.0	0.0	0.0	0.0	1.0	1.0	1.0	0.0	0.0

PLAYER BIO

2023-24

- Experienced player who returns after suffering a season-ending achilles injury in summer workouts back in June of 2022

PRE-SOUTH CAROLINA

- Played 90 games at Coastal Carolina and started 87 games
- Averaged 8.2 points, 5.2 assists and 4.8 rebounds per game over his four seasons as a Chanticleer
- Scored 10 or more points in 39 games in a Coastal Carolina uniform
- Assisted on 10 or more made baskets in five games, two of which notched him a double-double
- Earned a points/assists double-double on Feb. 2, 2019, against Louisiana and on Dec. 6, 2021, against Mercer
- Collected 10 or more rebounds on three different occasions, two of which clinched a double-double
- Earned a points/rebounds double-double against Georgia Southern on Feb. 21, 2021, and against March 7, 2021, against Appalachian State
- Scored a career-high 19 points against Utah on Nov. 21, 2019 and made seven of his 11 field goal attempts
- Dished a career-high 12 assists against Louisiana-Monroe on Dec. 30, 2021
- Swiped multiple steals in 34 games, including grabbing a career-high six steals on Dec. 3, 2021, against Columbia International
- Was named to the 2021 Sun Belt Conference Commissioner's List; was also named to the Coastal Carolina President's List in 2021 (4.0 GPA)

PERSONAL

- Son of
- Has two brothers and two sisters
- Sport & entertainment management major
- Diehard fan of Chelsea Football Club; soccer is favorite sport other than basketball
- Close friends with Alexander Isak, striker for Newcastle United of the English Premier League
- Earliest basketball memory is playing with his big brother around 9-10 years old

CAREER STATS

SEASON	TEAM	GP-GS	MIN/AVG	Field Goals		3-Point		F-Throws		Rebounds				Scoring						
				FG-FGA	FG%	3FG-3FGA	3FG%	FT-FTA	FT%	OFF	DEF	TOT	AVG	PF-FO	A	TO	BLK	STL	PTS	AVG
2018-19	CCU	26-24	797/30.6	74-163	.454	13-43	.302	60-78	.769	9	98	107	4.1	48-0	123	67	4	34	221	8.5
2019-20	CCU	6-6	183/30.5	23-52	.442	2-4	.500	17-18	.944	7	18	25	4.2	10-0	29	9	0	10	65	10.8
2020-21	CCU	26-26	856/32.9	70-160	.438	11-37	.297	45-60	.750	21	124	145	5.6	42-0	143	78	3	40	196	7.5
2021-22	CCU	32-31	1063/33.2	85-185	.459	11-31	.355	77-96	.802	19	133	152	4.8	55-1	173	92	0	45	258	8.1
2023-24	USC	1-0	3/2.8	0-1	.000	0-0	.000	0-0	.000	0	0	0	0.0	1-0	1	1	0	0	0	0.0
TOTAL FOR USC	1-0	3/2.8	0-1	.000	0-0	.000	0-0	0-0	.000	0	0	0	0.0	1-0	1	1	0	0	0	0.0
TOTAL	91-87	2902/31.9	252-561	.449	37-115	.322	199-252	.790	56	373	429	4.7	156-1	469	247	7	129	740	8.1	

5

MEECHIE JOHNSON

Jr. - Guard - 6-2 - 184 - Cleveland, Ohio // Ohio State

CAREER HIGHS

Single Game Highs

Statistic	Value
Points	29 vs Notre Dame 11/28/23
Rebounds	8 vs George Washington 12/01/23
Assists	8 at Georgetown 12/03/22, vs Ole Miss 02/06/24
Steals	4 vs Bowling Green 11/15/21
Blocks	1 8 times
FG Made	9 at Kentucky 01/10/23, vs Notre Dame 11/28/23, vs George Washington 12/01/23
FG Attempts	18 vs Alabama 02/22/23, at Alabama 01/09/24
3FG Made	6 vs Western Ky. 12/22/22, at Kentucky 01/10/23, at Clemson 12/06/23
3FG Attempts	11 vs Western Ky. 12/22/22
FT Made	9 vs Mississippi St. 01/06/24
FT Attempts	11 vs Georgia 03/04/23, vs DePaul 11/17/23, vs Mississippi St. 01/06/24

SUPERLATIVES

	'23-24	Career
Double-figure scoring	17	39
Double-figure assists	-	-
Double-double	-	-
5+ assists	6	15
3+ steals	1	3
Team high scoring	11	18*
Team high rebounding	6	7*
Team high assists	9	28*
Team high steals	10	19*

includes led, or shared team high ; * Carolina ONLY



INSTAGRAM: @meechie.1
TWITTER: @MeechieJohnson0
TIKTOK: @meechie.1

2023-24 GAME-BY-GAME

Opponent	Date	GS	MIN	Total			3-Pointers		Free throws		Rebounds				PF	A	TO	BLK	STL	PTS	AVG
				FG	FGA	PCT	3FG	3FGA	PCT	FT	FTA	PCT	OFF	DEF							
USC Upstate	11/06/2023	*	25:03	4-5	.800	2-2	1.000	5-8	.625	0	5	5	5.0	3	3	2	0	1	15	15.0	
vs Virginia Tech	11/10/2023	*	28:40	4-8	.500	1-4	.250	2-2	1.000	0	4	4	4.5	1	5	4	0	0	11	13.0	
VMI	11/13/2023	*	22:39	4-16	.250	1-6	.167	4-7	.571	1	1	2	3.7	1	0	1	0	1	13	13.0	
vs DePaul	11/17/2023	*	28:47	8-16	.500	1-7	.143	7-11	.636	2	3	5	4.0	5	1	1	0	2	24	15.8	
vs Grand Canyon	11/19/2023	*	31:31	4-10	.400	1-3	.333	0-0	.000	0	6	6	4.4	2	2	3	0	0	9	14.4	
Notre Dame	11/28/2023	*	34:55	9-15	.600	4-9	.444	7-8	.875	0	5	5	4.5	4	1	1	0	1	29	16.8	
George Washington	12/01/2023	*	28:14	9-16	.563	5-7	.714	1-1	1.000	1	7	8	5.0	1	0	0	1	1	24	17.9	
at Clemson	12/06/2023	*	29:57	8-16	.500	6-10	.600	4-4	1.000	2	1	3	4.8	1	4	1	0	3	26	18.9	
at East Carolina	12/09/2023	*	27:28	5-8	.625	1-4	.250	4-4	1.000	0	1	1	4.3	2	2	2	0	0	15	18.4	
Charleston So.	12/16/2023	*	24:54	4-16	.250	2-8	.250	5-5	1.000	2	4	6	4.5	1	2	0	0	0	15	18.1	
Winthrop	12/19/2023	*	33:21	6-16	.375	0-5	.000	8-8	1.000	0	2	2	4.3	2	5	0	0	1	20	18.3	
Florida A&M	12/30/2023	*	22:05	3-12	.250	1-5	.200	4-4	1.000	2	0	2	4.1	1	6	3	1	0	11	17.7	
Mississippi St.	01/06/2024	*	32:25	6-12	.500	3-7	.429	9-11	.818	1	5	6	4.2	1	2	2	0	1	24	18.2	
at Alabama	01/09/2024	*	27:51	6-18	.333	2-9	.222	2-2	1.000	0	4	4	4.2	1	2	4	0	2	16	18.0	
at Missouri	01/13/2024	*	28:20	2-6	.333	1-4	.250	0-0	.000	0	4	4	4.2	2	3	5	0	1	5	17.1	
Georgia	01/16/2024	*	31:28	6-11	.545	4-7	.571	3-4	.750	0	4	4	4.2	5	1	1	0	1	19	17.3	
at Arkansas	01/20/2024	*	32:17	2-7	.286	2-3	.667	2-3	.667	0	7	7	4.4	1	2	2	0	0	8	16.7	
Kentucky	01/23/2024	*	29:37	5-10	.500	2-5	.400	2-2	1.000	1	2	3	4.3	3	4	1	1	0	14	16.6	
Missouri	01/27/2024	*	24:12	0-9	.000	0-7	.000	0-0	.000	0	1	1	4.1	2	3	0	0	1	0	15.7	
at Tennessee	01/30/2024	*	29:52	1-8	.125	1-5	.200	0-0	.000	0	6	6	4.2	4	6	0	0	2	3	15.1	
at Georgia	02/03/2024	*	31:58	4-8	.500	3-5	.600	0-0	.000	0	4	4	4.2	1	3	0	0	0	11	14.9	
Ole Miss	02/06/2024	*	32:25	2-9	.222	1-6	.167	1-2	.500	1	4	5	4.2	0	8	1	0	1	6	14.5	
Vanderbilt	02/10/2024	*	28:39	3-7	.429	0-4	.000	0-0	.000	0	3	3	4.2	2	5	2	0	1	6	14.1	
at Auburn	02/14/2024	*	27:33	8-17	.471	2-6	.333	4-4	1.000	0	7	7	4.3	3	2	2	0	1	22	14.4	
Totals			24	694:11	113-276	.409	46-138	.333	74-90	.822	13	90	103	4.3	49	72	38	3	22	346	14.4

Player Averages

Games Played	Minutes/game	Points/game	FG Pct	3FG Pct	FT Pct	Rebounds/game	Assists/game	Turnovers/game	Assist/Turnover ratio	Steals/game	Blocks/game
24	28.9	14.4	40.9	33.3	82.2	4.3	3.0	1.6	1.9	0.9	0.1

PLAYER BIO

AWARDS/HONORS

- Lute Olson Award Mid-Season Watch List - 1/10/24
- SEC Player of the Week - 1/8/24
- SEC Academic Honor Roll - 2022-23
- Big Ten Academic Honor Roll - 2021-22

2023-24

- Led Carolina in points (22), rebounds (7) and assists (2) at #13/12 Auburn.
- 24 assists to just five turnovers over his last five games, leading the team in helpers in three of the five contests.
- Missed first and only game of season against Elon (Dec. 22) with right knee injury
- Double-figures in 17 of 24 games to start the year with a team-leading seven games with 20 or more points; team is 8-3 last two seasons when he scores 20 or more
- His 40.9 percent FG% is a career-high so far this season
- Made 27-straight FTs in a recent stretch; has made 56-of-62 (90.3%) dating back to win over ND (Nov. 28)
- Had 24 (15 in second half) in SEC opener vs. Miss. State (Jan. 6); performance earned him SEC POTW honors for first time in career
- Led team with 20 points in win over Winthrop (Dec. 19)
- Had game-high 26 points at No. 24/20 Clemson (Dec. 6)
- Led team with 24 points in blowout win over George Washington (Dec. 1); hit five 3s as team made school record 18 triples; also led the team with eight rebounds in the game
- Had career-high 29 points in ACC/SEC Challenge win over Notre Dame (Nov. 28); hit four 3s in the game

CAREER HIGHLIGHTS

- Played in 30 games, making 29 starts in first season on campus in 2022-23; was team's second leading scorer, averaging 12.7 points per game; led the Gamecocks averaging 3.6 assists per contest, which ranked eighth in the SEC
- Scored in double figures 20 times with four 20-point performances (team 3-1 in those games); had 15 games with four or more assists
- Only player on the team to start all 18 SEC games and led the team in scoring (13.7 ppg) and assists (3.5 apg)
- Shot 32.7 percent (70-of-214) and was one of eight players in the SEC to make 70 3s on the year; had 11 games with three or more makes from behind the arc
- Led the team with a 76.3 percent (58-of-76) clip at the free throw line; was 44-of-50 (88.0 percent) at the line in SEC play
- After a slow start to the year, burst onto the scene with 17 points, eight assists and seven rebounds in a comeback road win in overtime at Georgetown (12/3/22); hit the game-winning 3 with 25.9 seconds to go as Carolina prevailed, 74-71; would go on to score in double-figures nine straight games
- Had 25 points and six rebounds in a victory over Western Kentucky (12/22/22); knocked down a career-high six 3s
- Scored then career-high 26 points to lead the team to a 71-68, wire-to-wire victory at Kentucky (1/10/23); went 9-of-16 from the field and knocked down six triples again; also had six rebounds and six assists; became the first Gamecock since All-American Sindarius Thornwell (in 2017) with 25, five and five in a game; was the team's first win at Rupp Arena since 2009 and snapped a 28-game home win streak

PERSONAL

- Son of Meechie Johnson Sr. and Mannuella Cooper
- Full name is Demterius Johnson but goes by Meechie
- Enjoys spending time with family and attending church
- Has 93.4K followers on TikTok
- Enjoys spending time with his Golden Doodle, Nemo

CAREER STATS

SEASON	TEAM	GP-GS	MIN/AVG	Field Goals			3-Point		F-Throws		Rebounds				Scoring					
				FG	FGA	FG%	3FG	3FGA	3FG%	FT	FTA	FT%	OFF	DEF	TOT	AVG	PF	FO	A	TO
2020-21	OSU	17-0	100/5.9	7-18	.389	6-12	.500	1-6	.167	1	6	7	0.4	6-0	3	5	1	3	21	1.2
2021-22	OSU	26-5	461/17.7	37-120	.308	27-84	.321	14-19	.737	8	32	40	1.5	40-0	31	35	3	17	115	4.4
2022-23	USC	30-29	999/33.3	126-349	.361	70-214	.327	58-76	.763	19	91	110	3.7	52-1	109	72	1	22	380	12.7
2023-24	USC	24-24	694/28.9	113-276	.409	46-138	.333	74-90	.822	13	90	103	4.3	49-2	72	38	3	22	346	14.4
TOTAL FOR USC		54-53	1694/31.4	239-625	.382	116-352	.330	132-166	.795	32	181	213	3.9	101-3	181	110	4	44	726	13.4
TOTAL		97-58	2254/33.2	283-763	.371	149-448	.333	147-191	.770	41	219	260	2.7	147-3	215	150	8	64	862	8.9

10 MYLES STUTE *STEW-tee*

Jr. • Guard • 6-6 • 209 • Washington, D.C. // Vanderbilt



CAREER HIGHS

Statistic	Value
Points	22 at Texas A&M 01/28/23
Rebounds	11 vs Southern Miss. 11/11/22
Assists	3 vs Arkansas 01/14/23, vs VMI 11/13/23, vs George Washington 12/01/23
Steals	4 vs Winthrop 11/20/21
Blocks	2 vs Mississippi Val. 11/29/21
FG Made	7 4 times
FG Attempts	15 at Texas A&M 01/28/23
3FG Made	7 at Temple 11/15/22, at Texas A&M 01/28/23
3FG Attempts	14 at Texas A&M 01/28/23
FT Made	8 vs Arkansas 01/14/23
FT Attempts	8 vs South Carolina 01/08/22, vs Arkansas 01/14/23, vs VMI 11/13/23

SUPERLATIVES

	'23-24	Career
Double-figure scoring	13	43
Double-figure rebounding	-	1
Double-figure assists	-	-
Double-double	-	1
5+ assists	-	-
3+ steals	-	2
Team high scoring	2	2*
Team high rebounding	2	2*
Team high assists	1	1*
Team high steals	4	4*

includes led, or shared team high ; * Carolina ONLY

INSTAGRAM: @mylexstute
TWITTER: @mylexstute
TIKTOK: @mylexstute

2023-24 GAME-BY-GAME

Opponent	Date	GS	MIN	Total		3-Pointers		Free throws		Rebounds			PF	A	TO	BLK	STL	PTS	AVG		
				FG-FGA	PCT	3FG-3FGA	PCT	FT-FTA	PCT	OFF	DEF	TOT								AVG	
USC Upstate	11/06/2023	*	19:33	4-7	.571	2-3	.667	0-0	.000	2	4	6	6.0	2	1	0	2	10	10.0		
vs Virginia Tech	11/10/2023	*	34:36	7-11	.636	5-6	.833	2-2	1.000	3	2	5	5.5	3	0	1	0	21	15.5		
VMI	11/13/2023	*	28:01	2-7	.286	1-4	.250	5-8	.625	2	3	5	5.3	0	3	1	1	10	13.7		
vs DePaul	11/17/2023	*	29:36	3-7	.429	1-3	.333	0-0	.000	0	5	5	5.3	1	1	2	0	7	12.0		
vs Grand Canyon	11/19/2023	*	25:08	5-9	.556	1-4	.250	1-2	.500	0	2	2	4.6	4	1	0	0	12	12.0		
Notre Dame	11/28/2023	*	16:39	0-5	.000	0-4	.000	1-4	.250	1	0	1	4.0	2	0	2	1	0	10.2		
George Washington	12/01/2023	*	29:30	5-11	.455	1-4	.250	0-0	.000	2	2	4	4.0	1	3	0	0	11	13.0		
at Clemson	12/06/2023	*	24:18	1-8	.125	1-5	.200	1-2	.500	0	4	4	4.0	3	2	1	0	1	4	9.5	
at East Carolina	12/09/2023	*	27:15	5-9	.556	3-5	.600	2-3	.667	2	1	3	3.9	2	1	2	0	0	15	10.1	
Charleston So.	12/16/2023	*	23:37	3-6	.500	1-3	.333	0-0	.000	1	1	2	3.7	1	1	1	0	1	7	9.8	
Winthrop	12/19/2023	*	28:36	4-9	.444	2-5	.400	0-0	.000	3	2	5	3.8	4	2	3	0	1	10	9.8	
Elon	12/22/2023	*	27:48	5-13	.385	3-9	.333	1-1	1.000	0	8	8	4.2	2	1	2	0	1	14	10.2	
Florida A&M	12/30/2023	*	24:44	5-10	.500	4-9	.444	2-2	1.000	2	0	2	4.0	0	1	1	0	1	16	10.6	
Mississippi St.	01/06/2024	*	28:45	6-11	.545	3-5	.600	0-0	.000	1	5	6	4.1	1	0	2	1	0	15	10.9	
at Alabama	01/09/2024	*	29:03	0-3	.000	0-3	.000	0-0	.000	2	1	3	4.1	1	2	2	0	2	0	10.2	
at Missouri	01/13/2024	*	29:47	3-7	.429	2-5	.400	2-3	.667	0	4	4	4.1	2	0	3	0	1	10	10.2	
Georgia	01/16/2024	*	19:59	2-6	.333	1-3	.333	0-0	.000	1	0	1	3.9	3	1	1	0	0	5	9.9	
at Tennessee	01/30/2024		20:12	3-4	.750	3-3	1.000	4-4	1.000	1	2	3	3.8	0	0	2	0	2	13	10.1	
at Georgia	02/03/2024		10:27	0-3	.000	0-2	.000	0-0	.000	0	0	0	3.6	1	1	0	0	1	0	9.5	
Ole Miss	02/06/2024		22:39	4-5	.800	4-5	.800	0-0	.000	0	1	1	3.5	2	1	2	1	0	12	9.7	
Vanderbilt	02/10/2024		19:59	3-10	.300	1-7	.143	1-1	1.000	1	3	4	3.5	3	0	0	0	0	8	9.6	
at Auburn	02/14/2024		16:05	0-4	.000	0-1	.000	0-0	.000	1	0	1	3.4	2	0	1	1	0	0	9.1	
Totals			17	536:17	70-165	.424	39-98	.398	22-32	.688	25	50	75	3.4	40	22	30	5	16	201	9.1

Player Averages

Games Played	Minutes/game	Points/game	FG Pct	3FG Pct	FT Pct	Rebounds/game	Assists/game	Turnovers/game	Assist/Turnover ratio	Steals/game	Blocks/game
22	24.4	9.1	42.4	39.8	68.8	3.4	1.0	1.4	0.7	0.7	0.2

PLAYER BIO

AWARDS/HONORS

- SEC Academic Honor Roll – 2022-23

2023-24

- Returned to action in win at No. 5/5 Tennessee for first time since sustaining a shoulder injury on Jan. 16 vs. Georgia. Scored 13 points off the bench knocking down three triples.
- Double-figures in 13 of 21 games this season ; team is 13-0 when he scores 10+
- Has seven games with three or more treys this season
- Efficient and effective with 15 points and six rebounds in SEC opening win vs. Miss. State (Jan. 6)
- After tough shooting start, bounced back with 14 points (all in second half) in blowout win over Elon (Dec. 22) ; also had team-high eight rebounds in the game
- Tied for team lead with 15 points in 68-62 road win at ECU (Dec. 9), hitting a trio of 3s
- Led team with 21 points in 79-77 win over Virginia Tech (Nov. 10) in the Hall of Fame Series at the Spectrum Center ; went 5-of-6 from downtown in the game

CAREER HIGHLIGHTS

- Played in 91 games in three seasons at Vanderbilt (2020-23), making 59 starts
- Averaged 7.4 points and 3.7 rebounds per game in 22.6 minutes per contest
- Logged the best season of his career to date in 2022-23, averaging 8.4 points and 4.6 rebounds in 34 games (26 starts) ; his 74 made 3s were T-6th most in the league with Kentucky's Antonio Reeves
- Scored in double figures 14 times during the 2022-23 season with three 20-point performances ; made 3 or more 3s on 14 occasions as will and had two games where he knocked down seven 3s: at Temple (11/15/22) and at Texas A&M (1/28/23)
- Was 78-of-183 from deep as a junior in 2021-22, leading the SEC in 3-point field goal percentage
- He averaged 8.3 points and 3.7 rebounds and tied the single-season school record for games played at 36 ; was one of just two players on the team to play in all 36 contests

PERSONAL

- Son of Natalie and Will Stute ; has an older brother, Kai, and two younger brothers: Malik and Malcom
- Mother was a bowler at Florida A&M and grandfather, Melvin Henderson, played football at Minnesota
- Born in Minneapolis, Minn.
- Has close bond with former Gamecock point guard and fellow D.C. native, Tre' Kelley (2003-07)
- Go-to food spot is Chipotle and always orders a bowl
- Played bass cello growing up and first job was a custodian at the neighborhood barbershop when he was 11-years-old.

CAREER STATS

SEASON	TEAM	GP-GS	MIN/AVG	Field Goals		3-Point		F-Throws		Rebounds				Scoring						
				FG-FGA	FG%	3FG-3FGA	3FG%	FT-FTA	FT%	OFF	DEF	TOT	AVG	PF-FO	A	TO	BLK	STL	PTS	AVG
2020-21	Vandy	21-3	315/15.0	22-76	.289	18-63	.286	19-25	.760	12	37	49	2.3	25-0	11	17	2	6	81	3.9
2021-22	Vandy	36-30	865/24.0	99-221	.448	79-183	.432	29-42	.690	27	105	132	3.7	85-1	13	25	10	24	306	8.5
2022-23	Vandy	34-26	874/25.7	93-268	.347	74-205	.361	24-36	.667	29	127	156	4.6	79-1	19	45	4	19	284	8.4
2023-24	USC	22-17	536/24.4	70-165	.424	39-98	.398	22-32	.688	25	50	75	3.4	40-0	22	30	5	16	201	9.1
TOTAL FOR USC		22-17	536/24.4	70-165	.424	39-98	.398	22-32	.688	25	50	75	3.4	40-0	22	30	5	16	201	9.1
TOTAL		113-76	2591/22.9	284-730	.389	210-549	.383	94-135	.696	93	319	412	3.6	229-2	65	117	21	65	872	7.7

12

ZACHARY DAVIS

So. • Guard • 6-7 • 194 • Orangeburg, S.C. // Denmark-Olar (Denmark, S.C.)



INSTAGRAM: @therealzlo
TWITTER: @ZacharyDavis12_
TIKTOK: @zlo.12

CAREER HIGHS

Single Game Highs

Statistic	Value
Points	13 vs Texas A&M 01/14/23
Rebounds	8 vs USC Upstate 11/06/23
Assists	3 vs Georgia 01/16/24, vs Kentucky 01/23/24, at Georgia 02/03/24
Steals	3 vs Alabama 02/22/23, vs Georgia 03/04/23, vs USC Upstate 11/06/23
Blocks	2 vs Tennessee 01/07/23
FG Made	5 at Arkansas 01/20/24
FG Attempts	8 vs USC Upstate 11/25/22, at Arkansas 01/20/24
3FG Made	2 vs Alabama 02/22/23, vs DePaul 11/17/23, vs Missouri 01/27/24
3FG Attempts	5 vs USC Upstate 11/25/22
FT Made	4 vs Texas A&M 01/14/23
FT Attempts	5 vs Texas A&M 01/14/23

SUPERLATIVES

	'23-24	Career
Double-figure scoring	2	3
Double-figure rebounding	-	-
Double-figure assists	-	-
Double-double	-	-
5+ assists	-	1
3+ steals	1	3
Team high scoring	-	1
Team high rebounding	1	1
Team high assists	1	3
Team high steals	8	17

includes led, or shared team high

2023-24 GAME-BY-GAME

Opponent	Date	GS	MIN	Total		3-Pointers		Free throws		Rebounds				PF	A	TO	BLK	STL	PTS	AVG	
				FG-FGA	PCT	3FG-3FGA	PCT	FT-FTA	PCT	OFF	DEF	TOT	AVG								
USC Upstate	11/06/2023		21:37	2-5	.400	0-1	.000	0-0	.000	2	6	8	8.0	0	0	0	3	4	4.0		
vs Virginia Tech	11/10/2023		17:31	0-1	.000	0-1	.000	0-0	.000	0	0	0	4.0	1	0	0	1	1	2.0		
vs DePaul	11/17/2023		18:46	3-6	.500	2-3	.667	2-4	.500	1	2	3	3.7	1	0	2	0	1	10	4.7	
vs Grand Canyon	11/19/2023		12:10	2-4	.500	1-2	.500	0-0	.000	0	0	0	2.8	3	1	0	0	0	5	4.8	
Notre Dame	11/28/2023		29:18	0-1	.000	0-1	.000	0-0	.000	0	4	4	3.0	2	2	0	1	1	0	3.8	
George Washington	12/01/2023		22:36	2-5	.400	1-3	.333	0-2	.000	1	2	3	3.0	1	2	0	0	2	5	4.0	
at Clemson	12/06/2023		22:07	2-4	.500	1-3	.333	0-0	.000	0	5	5	3.3	1	1	0	0	0	5	4.1	
at East Carolina	12/09/2023		21:52	3-5	.600	1-2	.500	2-2	1.000	0	5	5	3.5	2	0	1	0	1	9	4.8	
Charleston So.	12/16/2023		18:31	2-4	.500	1-3	.333	0-0	.000	0	3	3	3.4	1	0	1	0	0	5	4.8	
Winthrop	12/19/2023		11:19	0-4	.000	0-2	.000	0-0	.000	2	3	5	3.6	0	0	1	1	2	0	4.3	
Elon	12/22/2023		18:42	1-3	.333	1-3	.333	0-0	.000	1	2	3	3.5	1	1	2	1	1	3	4.2	
Florida A&M	12/30/2023		17:02	4-6	.667	1-2	.500	0-1	.000	0	6	6	3.8	0	1	0	0	0	9	4.6	
Mississippi St.	01/06/2024		24:57	3-4	.750	1-2	.500	2-2	1.000	3	1	4	3.8	2	1	2	0	0	9	4.9	
at Alabama	01/09/2024		16:42	1-4	.250	0-1	.000	2-2	1.000	1	1	2	3.6	0	0	0	0	0	4	4.9	
at Missouri	01/13/2024		24:24	1-4	.250	0-2	.000	0-0	.000	3	4	7	3.9	2	0	1	0	0	2	4.7	
Georgia	01/16/2024		23:16	0-5	.000	0-3	.000	1-2	.500	1	2	3	3.8	3	3	0	0	0	1	4.4	
at Arkansas	01/20/2024	*	25:50	5-8	.625	0-1	.000	2-2	1.000	1	3	4	3.8	4	0	1	0	0	12	4.9	
Kentucky	01/23/2024	*	24:21	2-4	.500	1-2	.500	0-0	.000	1	2	3	3.8	1	3	3	0	2	5	4.9	
Missouri	01/27/2024	*	26:22	2-6	.333	2-4	.500	0-0	.000	0	0	0	3.6	3	2	1	0	0	6	4.9	
at Tennessee	01/30/2024	*	19:17	0-5	.000	0-4	.000	0-0	.000	1	1	2	3.5	2	2	3	0	0	0	4.7	
at Georgia	02/03/2024	*	31:33	3-5	.600	0-2	.000	0-0	.000	0	6	6	3.6	3	3	0	0	1	6	4.8	
Ole Miss	02/06/2024	*	19:36	2-4	.500	1-3	.333	0-0	.000	0	2	2	3.5	0	1	0	0	1	5	4.8	
Vanderbilt	02/10/2024	*	22:13	1-2	.500	1-2	.500	0-0	.000	0	2	2	3.5	2	1	0	0	0	3	4.7	
at Auburn	02/14/2024	*	18:10	0-2	.000	0-1	.000	1-2	.500	1	2	3	3.5	1	1	1	0	1	1	4.5	
Totals			8	508:13	41-101	.406	15-53	.283	12-19	.632	19	64	83	3.5	36	25	19	4	17	109	4.5

Player Averages

Games Played	Minutes/game	Points/game	FG Pct	3FG Pct	FT Pct	Rebounds/game	Assists/game	Turnovers/game	Assist/Turnover ratio	Steals/game	Blocks/game
24	21.2	4.5	40.6	28.3	63.2	3.5	1.0	0.8	1.3	0.7	0.2

PLAYER BIO

2023-24

- Made first start of the season in win at Arkansas. Contributed key minutes scoring 12 points on 5-of-8 shooting and grabbed two rebounds.
- Lengthy guard with impressive wingspan, has developed into one of the team's top defenders
- Has made 15 3s on the year, surpassing his season total of six made 3s as a freshman in 2022-23
- Pulled down seven crucial rebounds in OT road win at Missouri (Jan. 13); led team with a +/- of +9
- Led the bench with nine points and four rebounds in SEC opening win over Miss. State (Jan. 6)
- Scored nine points with six rebounds in win vs. FAMU (Dec. 30)
- Had nine points and five rebounds in team's first true road win of the season at ECU (Dec. 9)
- Had 10 points off the bench in win over DePaul in the semifinals of the Arizona Tip-Off (Nov. 17)
- Led team with eight rebounds and three steals in season-opening win vs. USC Upstate (Nov. 6)
- Missed the VMI game (Nov. 13) due to illness

CAREER HIGHLIGHTS

- Appeared in 30 games making a pair of starts; averaged 2.2 points, 2.2 rebounds and 0.7 assists per game while shooting 38.2 percent (26-of-68) from the floor
- Made his Gamecock debut in a season-opening win vs. SC State (Nov. 8); scored four points and pulled down three rebounds in 19 minutes of action
- Started for the first time in a 68-53 win vs. USC Upstate (Nov. 25) and finished the game with seven points, four rebounds and an assist
- Started for the first time in SEC play vs. Texas A&M (Jan. 14) and had a season-high 13 points in 22 minutes; went 4-of-6 from the field in what was his only game in double figures on the season
- Had six points, five rebounds (season high) and three steals (season high) in 26 minutes (season high) during a tough 78-76, overtime loss vs. No. 2/2 Alabama (Feb. 22)

PERSONAL

- Son of Hercules and Karla Davis – has an older sister, Danielle
- Dad was his high school coach at Denmark-Olar
- Earned a spot on the A-B honor roll every year of high school
- Thinks he can beat coach Paris in HORSE but that it would be a 'good game'
- Shrimp alfredo is favorite meal and go-to spot for a meal is Zaxby's
- Mass communication major

CAREER STATS

SEASON	TEAM	GP-GS	MIN/AVG	Field Goals		3-Point		F-Throws		Rebounds				Scoring						
				FG-FGA	FG%	3FG-3FGA	3FG%	FT-FTA	FT%	OFF	DEF	TOT	AVG	PF-FO	A	TO	BLK	STL	PTS	AVG
2022-23	USC	30-2	418/13.9	26-68	.382	6-35	.171	8-12	.667	16	51	67	2.2	33-0	22	18	5	21	66	2.2
2023-24	USC	24-8	508/21.2	41-101	.406	15-53	.283	12-19	.632	19	64	83	3.5	36-0	25	19	4	17	109	4.5
TOTAL		54-10	926/17.1	67-169	.396	21-88	.239	20-31	.645	35	115	150	2.8	69-0	47	37	9	38	175	3.2

14

ELI SPARKMAN

So. • Guard • 6-0 • 160 • Cleveland, Tenn. // Baylor School (Chattanooga, Tenn.)

CAREER HIGHS

Single Game Highs

Statistic	Value
Points	6 at Mississippi St. 02/28/23
Rebounds	3 vs VMI 11/13/23
Assists	1 vs South Carolina St. 11/08/22, vs Colorado St. 11/17/22, at George Washington 11/30/22
Steals	1 vs Colorado St. 11/17/22, vs Texas A&M 01/14/23, vs Ole Miss 03/08/23
FG Made	2 at Mississippi St. 02/28/23
FG Attempts	3 at Mississippi St. 02/28/23
3FG Made	2 at Mississippi St. 02/28/23
3FG Attempts	3 at Mississippi St. 02/28/23
FT Made	2 vs Colorado St. 11/17/22, vs USC Upstate 11/06/23
FT Attempts	2 vs Colorado St. 11/17/22, vs USC Upstate 11/06/23

SUPERLATIVES

	'23-24	Career
Double-figure scoring	-	-
Double-figure assists	-	-
Double-double	-	-
5+ assists	-	-
2+ steals	-	-
Team high scoring	-	-
Team high rebounding	-	-
Team high assists	-	-
Team high steals	-	-

includes led, or shared team high



INSTAGRAM: @elisparkmann
TWITTER: @SparkmanEli
TIKTOK: @sparkyyyyyyyyyy

2023-24 GAME-BY-GAME

Opponent	Date	GS	MIN	Total		3-Pointers		Free throws		Rebounds				PF	A	TO	BLK	STL	PTS	AVG
				FG-FGA	PCT	3FG-3FGA	PCT	FT-FTA	PCT	OFF	DEF	TOT	AVG							
USC Upstate	11/06/2023		08:29	0-1	.000	0-1	.000	2-2	1.000	0	1	1	1.0	0	0	1	0	0	2	2.0
VMI	11/13/2023		09:25	1-2	.500	0-1	.000	0-0	.000	1	2	3	2.0	1	0	0	0	0	2	2.0
George Washington	12/01/2023		01:16	0-1	.000	0-1	.000	0-0	.000	0	0	0	1.3	0	0	0	0	0	1.3	
Elon	12/22/2023		02:11	0-1	.000	0-1	.000	0-0	.000	0	0	0	1.0	0	0	0	0	0	1.0	
Totals		0	21:21	1-5	.200	0-4	.000	2-2	1.000	1	3	4	1.0	1	0	1	0	0	4	1.0

Player Averages

Games Played	Minutes/game	Points/game	FG Pct	3FG Pct	FT Pct	Rebounds/game	Assists/game	Turnovers/game	Assist/Turnover ratio	Steals/game	Blocks/game
4	5.3	1.0	20.0	0.0	100.0	1.0	0.0	0.3	0.0	0.0	0.0

PLAYER BIO

AWARDS/HONORS

- SEC Academic Honor Roll (2022-23)

2023-24

- Has appeared in four games so far this season
- Pulled down career-high three rebounds in double-digit victory over VMI (Nov. 13) in season-high 9 minutes of work

CAREER HIGHLIGHTS

- Joined the Gamecocks as a walk-on prior to the start of the academic year in 2022-23
- Appeared in 12 games (eight in SEC play) off the bench, averaging 1.4 points in 6.2 minutes per game; 15 of his 17 points came from behind the arc; also logged three assists and three steals
- Made his debut in Garnet & Black in season opening win vs. SC State (Nov. 8); logged three minutes and dished out an assist
- Scored his first career points with a pair of free throws vs. Colorado State (Nov. 17) in the team's opening game of the Charleston Classic
- Made a 3-pointer in four of the team's final five games of the season
- Played season-high 11 minutes at Mississippi State (Feb. 28) and knocked down a pair of 3s for a season-high six points
- Saw 10 minutes of action in the opening game of the SEC Tournament vs. Ole Miss (March 8); had three points and a steal

PERSONAL

- Son of Jon and Libby Sparkman
- Has an older brother, Ben, who was his high school teammate at the Baylor School
- Born on Jan. 23, 2004
- International business major

CAREER STATS

SEASON	TEAM	GP-GS	MIN/AVG	Field Goals		3-Point		F-Throws		Rebounds				Scoring						
				FG-FGA	FG%	3FG-3FGA	3FG%	FT-FTA	FT%	OFF	DEF	TOT	AVG	PF-FO	A	TO	BLK	STL	PTS	AVG
2022-23	USC	12-0	74/6.2	5-10	.500	5-8	.625	2-2	1.000	2	6	8	0.7	6-0	3	2	0	3	17	1.4
2023-24	USC	4-0	21/5.3	1-5	.200	0-4	.000	2-2	1.000	1	3	4	1.0	1-0	0	1	0	0	4	1.0
TOTAL		16-0	95/6.0	6-15	.400	5-12	.417	4-4	1.000	3	9	12	0.8	7-0	3	3	0	3	21	1.3

15

MORRIS UGUSUK *000-gah-SUK*

Fr. • Guard • 6-4 • 160 • Helsinki, Finland // DRIVE Academy

CAREER HIGHS

Single Game Highs

Statistic	Value
Points	11 vs Florida A&M 12/30/23
Rebounds	4 at Tennessee 01/30/24
Assists	5 vs Charleston So. 12/16/23
Steals	2 vs VMI 11/13/23, at Auburn 02/14/24
Blocks	1 vs Virginia Tech 11/10/23, vs DePaul 11/17/23, at Alabama 01/09/24
FG Made	3 vs Florida A&M 12/30/23, vs Missouri 01/27/24
FG Attempts	9 vs VMI 11/13/23
3FG Made	3 vs Florida A&M 12/30/23
3FG Attempts	6 vs Winthrop 12/19/23
FT Made	2 vs Florida A&M 12/30/23, at Alabama 01/09/24, vs Missouri 01/27/24
FT Attempts	2 4 times

SUPERLATIVES

'23-24

Double-figure scoring	2
Double-figure assists	-
5+ assists	1
2+ steals	-
2+ blocks	-
Team high scoring	-
Team high assists	2
Team high blocks	3
Team high steals	2

includes led, or shared team high



INSTAGRAM: @morrisingusuk

TWITTER: @morrisingusuk

TIKTOK: @morrisingusuk23

2023-24 GAME-BY-GAME

Opponent	Date	GS	MIN	Total		3-Pointers		Free throws		Rebounds				PF	A	TO	BLK	STL	PTS	AVG
				FG-FGA	PCT	3FG-3FGA	PCT	FT-FTA	PCT	OFF	DEF	TOT	AVG							
USC Upstate	11/06/2023		20:14	2-5	.400	1-3	.333	0-1	.000	0	1	1	1.0	1	3	1	0	0	5	5.0
vs Virginia Tech	11/10/2023		12:24	0-0	.000	0-0	.000	0-0	.000	0	1	1	1.0	1	2	1	1	0	0	2.5
VMI	11/13/2023		24:10	2-9	.222	1-3	.333	0-0	.000	1	1	2	1.3	0	1	2	0	2	5	3.3
vs DePaul	11/17/2023		16:11	0-1	.000	0-1	.000	0-0	.000	0	0	0	1.0	0	0	1	1	0	0	2.5
vs Grand Canyon	11/19/2023		05:54	0-0	.000	0-0	.000	0-0	.000	0	1	1	1.0	0	0	0	0	0	0	2.0
Notre Dame	11/28/2023		12:03	0-1	.000	0-1	.000	0-0	.000	1	0	1	1.0	0	0	0	0	0	0	1.7
George Washington	12/01/2023		14:03	2-3	.667	2-3	.667	0-0	.000	1	0	1	1.0	0	1	0	1	0	6	2.3
at East Carolina	12/09/2023		09:48	1-2	.500	1-2	.500	0-0	.000	0	0	0	0.9	1	0	0	0	0	3	2.4
Charleston So.	12/16/2023		24:08	1-3	.333	0-2	.000	0-0	.000	0	1	1	0.9	0	5	0	0	1	2	2.3
Winthrop	12/19/2023		13:27	2-6	.333	2-6	.333	0-0	.000	0	0	0	0.8	1	0	0	0	0	6	2.7
Elon	12/22/2023		17:54	0-4	.000	0-4	.000	0-0	.000	0	1	1	0.8	2	1	1	0	0	0	2.5
Florida A&M	12/30/2023		20:09	3-6	.500	3-5	.600	2-2	1.000	1	2	3	1.0	0	0	0	0	0	11	3.2
Mississippi St.	01/06/2024		04:01	0-2	.000	0-2	.000	0-0	.000	0	0	0	0.9	0	0	0	0	0	0	2.9
at Alabama	01/09/2024		07:22	0-0	.000	0-0	.000	2-2	1.000	0	1	1	0.9	0	1	0	1	0	2	2.9
Georgia	01/16/2024		03:21	0-1	.000	0-1	.000	0-0	.000	0	0	0	0.9	0	0	0	0	0	0	2.7
at Arkansas	01/20/2024		09:22	2-4	.500	0-2	.000	1-2	.500	0	0	0	0.8	1	0	1	0	0	5	2.8
Kentucky	01/23/2024		04:54	0-1	.000	0-1	.000	0-0	.000	0	0	0	0.8	0	0	0	0	0	0	2.6
Missouri	01/27/2024		11:12	3-3	1.000	2-2	1.000	2-2	1.000	0	1	1	0.8	0	0	0	0	0	10	3.1
at Tennessee	01/30/2024		10:14	0-3	.000	0-2	.000	0-0	.000	1	3	4	0.9	0	0	0	0	0	0	2.9
at Georgia	02/03/2024		06:35	1-2	.500	1-2	.500	0-0	.000	0	0	0	0.9	0	0	0	0	0	3	2.9
Ole Miss	02/06/2024		09:38	2-4	.500	0-2	.000	0-0	.000	0	0	0	0.9	0	1	1	0	0	4	3.0
Vanderbilt	02/10/2024		04:00	0-0	.000	0-0	.000	0-0	.000	0	0	0	0.8	0	0	0	0	0	0	2.8
at Auburn	02/14/2024		12:02	0-2	.000	0-2	.000	0-0	.000	0	0	0	0.8	0	0	1	0	2	0	2.7
Totals			0 273:06	21-62	.339	13-46	.283	7-9	.778	5	13	18	0.8	7	14	10	3	5	62	2.7

Player Averages

Games Played	Minutes/game	Points/game	FG Pct	3FG Pct	FT Pct	Rebounds/game	Assists/game	Turnovers/game	Assist/Turnover ratio	Steals/game	Blocks/game
23	11.9	2.7	33.9	28.3	77.8	0.8	0.6	0.4	1.4	0.2	0.1

PLAYER BIO

2023-24

- Team-high two steals at #13/12 Auburn.
- Had 10 points off the bench in win vs. Missouri on Jan. 27.
- Talented first-year player expected to be vital piece off the Gamecocks' bench this season
- Scored career-high 11 points off bench in victory over FAMU (Dec. 30); hit a trio of 3s in the game
- Had career-high six points in blowout win over George Washington (Dec. 1); hit pair of 3s as team knocked down school record 18 triples in the game
- Scored his first career points as a Gamecock in team's season-opening win over USC Upstate (Nov. 6); finished the 82-59 blowout with five points and three assists in 20 minutes

PRE-SOUTH CAROLINA

- Averaged 17.2 points, 5.3 assists, 4.3 rebounds and 2.2 steals per game in final season playing for Drive Basketball Academy
- Played for Pantterit Helsinki in the Finnish 1st Division and averaged 12.0 points, 2.8 assists and 2.8 rebounds in five games; shot 58.5 percent from the floor and 60.0 percent from behind the arc; team was undefeated in his five appearances for the club
- Represented his home country at the 2022 FIBA U18 European Championship
- Averaged 9.1 points, 3.1 rebounds, 2.9 assists and 1.7 steals per game in the tournament; was efficient as he played just 19.7 minutes per game in seven appearances helping Finland to a third-place finish
- Teammates at DRIVE Academy with Gamecock signee Okku Federiko

PERSONAL

- Son of Michael Ugusuk and Sunday Lado
- Has two older sisters, Sara and Maklin, and a younger sister Gloria
- List mac and cheese as his favorite food
- Favorite pro players to watch/learn from are Kyrie Irving, Shai Gilgeous-Alexander and LeBron James
- Greece is favorite vacation spot
- Chose South Carolina because it felt like HOME
- Mass communications major

CAREER STATS

SEASON	TEAM	GP-GS	MIN/AVG	Field Goals		3-Point		F-Throws		Rebounds				Scoring						
				FG-FGA	FG%	3FG-3FGA	3FG%	FT-FTA	FT%	OFF	DEF	TOT	AVG	PF-FO	A	TO	BLK	STL	PTS	AVG
2023-24	USC	23-0	273/11.9	21-62	.339	13-46	.283	7-9	.778	5	13	18	0.8	7-0	14	10	3	5	62	2.7
TOTAL		23-0	273/11.9	21-62	.339	13-46	.283	7-9	.778	5	13	18	0.8	7-0	14	10	3	5	62	2.7

30

COLLIN-MURRAY BOYLES

Fr. • Forward • 6-7 • 231 • Columbia, S.C. // Wasatch Academy (Mt. Pleasant, Utah)

CAREER HIGHS

Single Game Highs

Statistic	Value	
Points	31	vs Vanderbilt 02/10/24
Rebounds	9	vs Kentucky 01/23/24, vs Ole Miss 02/06/24
Assists	5	vs Kentucky 01/23/24
Steals	4	vs Missouri 01/27/24
Blocks	4	vs Georgia 01/16/24
FG Made	14	vs Vanderbilt 02/10/24
FG Attempts	17	vs Vanderbilt 02/10/24
3FG Attempts	1	5 times
FT Made	7	vs Florida A&M 12/30/23, at Auburn 02/14/24
FT Attempts	10	vs Georgia 01/16/24

SUPERLATIVES

	'23-24
Double-figure scoring	7
Double-figure rebounding	-
Double-double	-
5+ assists	1
2+ blocks	4
2+ steals	4
Team high scoring	4
Team high rebounding	6
Team high assists	2
Team high blocks	6
Team high steals	8



INSTAGRAM: @30murrayjr
TWITTER: @boyles_murray

includes led, or shared team high

2023-24 GAME-BY-GAME

Opponent	Date	GS	MIN	Total		3-Pointers		Free throws		Rebounds				PF	A	TO	BLK	STL	PTS	AVG
				FG-FGA	PCT	3FG-3FGA	PCT	FT-FTA	PCT	OFF	DEF	TOT	AVG							
George Washington	12/01/2023		03:33	1-2	.500	0-0	.000	0-0	.000	0	0	0	0	1	1	0	0	0	2	2.0
at Clemson	12/06/2023		16:36	2-5	.400	0-1	.000	1-4	.250	1	3	4	2.0	2	1	1	1	0	5	3.5
at East Carolina	12/09/2023		09:03	1-2	.500	0-0	.000	1-2	.500	1	1	2	2.0	2	0	0	0	0	3	3.3
Charleston So.	12/16/2023		09:04	3-7	.429	0-1	.000	1-1	1.000	2	1	3	2.3	0	2	0	0	0	7	4.3
Winthrop	12/19/2023		09:45	0-0	.000	0-0	.000	0-0	.000	0	1	1	2.0	2	0	0	0	0	0	3.4
Elon	12/22/2023		17:16	3-5	.600	0-0	.000	4-6	.667	3	0	3	2.2	3	2	2	0	0	10	4.5
Florida A&M	12/30/2023		14:01	5-6	.833	0-0	.000	7-8	.875	2	1	3	2.3	1	1	1	0	2	17	6.3
Mississippi St.	01/06/2024		16:42	3-4	.750	0-0	.000	2-3	.667	2	0	2	2.3	4	1	2	0	1	8	6.5
at Alabama	01/09/2024		20:49	2-5	.400	0-1	.000	0-1	.000	1	4	5	2.6	3	1	3	0	0	4	6.2
at Missouri	01/13/2024	*	25:36	3-6	.500	0-1	.000	0-0	.000	2	4	6	2.9	3	3	0	0	0	6	6.2
Georgia	01/16/2024	*	22:09	2-3	.667	0-0	.000	4-10	.400	2	4	6	3.2	3	2	2	4	0	8	6.4
at Arkansas	01/20/2024	*	22:48	4-9	.444	0-0	.000	3-3	1.000	2	2	4	3.3	1	2	1	1	0	11	6.8
Kentucky	01/23/2024	*	29:27	2-5	.400	0-1	.000	2-2	1.000	4	5	9	3.7	2	5	2	3	2	6	6.7
Missouri	01/27/2024	*	30:49	3-9	.333	0-0	.000	1-3	.333	1	7	8	4.0	1	2	2	2	4	7.7	
at Tennessee	01/30/2024	*	20:07	2-3	.667	0-0	.000	0-2	.000	1	4	5	4.1	3	3	0	0	1	4	6.5
at Georgia	02/03/2024	*	27:07	7-9	.778	0-0	.000	2-2	1.000	2	3	5	4.1	1	4	2	0	2	16	7.1
Ole Miss	02/06/2024	*	24:39	8-11	.727	0-0	.000	0-1	.000	3	6	9	4.4	3	1	0	2	1	16	7.6
Vanderbilt	02/10/2024	*	31:34	14-17	.824	0-0	.000	3-3	1.000	6	1	7	4.6	2	2	1	1	1	31	8.9
at Auburn	02/14/2024	*	26:39	6-10	.600	0-0	.000	7-8	.875	4	3	7	4.7	3	0	4	1	2	19	9.5
Totals		10	377:45	71-118	.602	0-5	.000	38-59	.644	39	50	89	4.7	40	33	23	15	16	180	9.5

Player Averages

Games Played	Minutes/game	Points/game	FG Pct	3FG Pct	FT Pct	Rebounds/game	Assists/game	Turnovers/game	Assist/Turnover ratio	Steals/game	Blocks/game
19	19.9	9.5	60.2	0.0	64.4	4.7	1.7	1.2	1.4	0.8	0.8

PLAYER BIO

2023-24

- Over his last four games, the reigning SEC Freshman of the Week is averaging 20.5 ppg along with 7.0 rebounds.
- Career-high 31 points in win vs. Vanderbilt on Feb. 10. One of three Gamecock freshman to score 30+ since Carolina joined the SEC in 1991-92, "GG" Jackson II (30) vs. Auburn on Jan. 21, 2023 and Bruce Ellington (31) at Furman on Dec. 22, 2010.
- Led team in points (16), rebounds (9), and blocks (2) in win vs. Ole Miss on Feb. 6. Had a critical block with 1:22 remaining to keep the lead at five.
- Team-high 16 points in win at Georgia on Feb. 3, 2024.
- Led team in rebounds (8), steals (4), and blocks (2) in win vs. Missouri on Jan. 27.
- Effective on both ends in win over No. 6/6 Kentucky on Jan. 23, 2024. Led team in rebounds (9), assists (5), blocks (3), and steals (2).
- Made third consecutive start and scored 11 points in win at Arkansas (Jan. 20).
- Had a career-high four blocks vs. Georgia (Jan. 16).
- Started for the first time at Mizzou (Jan. 13); had six points, six rebounds and three assists in the OT victory at Mizzou Arena
- Had team-high 17 points in just 14 minutes in blowout win vs. FAMU (Dec. 30); went 5-of-6 from the floor and 7-of-8 at the free throw line; also had team-high two steals
- Recorded first game in double-figures at Carolina with 10 points in season-high 17 minutes in blowout win over Elon (Dec. 22); also had three rebounds and pair of assists
- Had five points and four rebounds in 17 minutes off bench at in-state rival No. 24/20 Clemson (Dec. 6)
- Made season debut in blowout win over George Washington (Dec. 1); scored his first career points with a late layup
- Cleared and returned to full contact practice on Wednesday, Nov. 29
- Was ruled out indefinitely after contracting mono shortly before the team's Garnet & Black Scrimmage on Oct. 25

PRE-SOUTH CAROLINA

- Consensus four-star recruit and top player in the state, ranked No. 64 in final ESPN Top-100, No. 89 in 247Sports rankings and No. 104 by On3
- Played his senior year at Wasatch Academy, which is a part of the newly formed National Interscholastic Basketball Conference (NIBC), a league that features that top high school programs in the nation
- Led the team averaging 15.0 points, 8.8 rebounds, 2.1 assists, 1.8 blocks and 1.0 steals per game
- His 15.0 points per game were third in the NIBC and his 8.8 rebounds led the conference
- Played three seasons at AC Flora in Columbia before attending Wasatch
- Led the Falcons to a 24-7 record as a junior and an appearance in the state title game; averaged 18.3 points, 11.4 rebounds, 5.3 blocks and 2.5 assists per game
- Was named 2022 4A Player of the Year in South Carolina

PERSONAL

- Son of Yvonne and Sean – has two older brothers: Armani and James
- James was standout at UNC Pembroke (2015-19), scoring 1,369 career points; he currently plays professionally overseas

CAREER STATS

SEASON	TEAM	GP-GS	MIN/AVG	Field Goals		3-Point		F-Throws		Rebounds				Scoring						
				FG-FGA	FG%	3FG-3FGA	3FG%	FT-FTA	FT%	OFF	DEF	TOT	AVG	PF-FO	A	TO	BLK	STL	PTS	AVG
2023-24	USC	19-10	378/19.9	71-118	.602	0-5	.000	38-59	.644	39	50	89	4.7	40-0	33	23	15	16	180	9.5
TOTAL		19-10	378/19.9	71-118	.602	0-5	.000	38-59	.644	39	50	89	4.7	40-0	33	23	15	16	180	9.5

31

BENJAMIN BOSMANS-VERDONK

BOSE-mans ver-DONK

RSr. • Forward • 6-9 • 238 • Lommel, Belgium // Illinois

CAREER HIGHS

Single Game Highs

Statistic	Value
Points	10 vs Florida A&M 12/30/23
Rebounds	10 vs Jackson St. 11/09/21, vs Arkansas St. 11/12/21
Assists	6 vs UTRGV 11/26/21
Steals	2 vs Hampton 11/23/19, vs Purdue 01/17/22, vs USC Upstate 11/25/22
Blocks	2 vs The Citadel 11/20/19
FG Made	4 vs Michigan St. 01/25/22, vs USC Upstate 11/25/22, vs Florida A&M 12/30/23
FG Attempts	7 vs Michigan St. 01/25/22, vs USC Upstate 11/25/22
3FG Attempts	1 vs Nicholls 11/05/19, vs The Citadel 11/20/19
FT Made	4 vs Ole Miss 01/17/23, vs Furman 11/20/22
FT Attempts	6 vs Ole Miss 01/17/23

SUPERLATIVES

	'23-24	Career
Double-figure scoring	1	1
Double-figure rebounding	-	-
Double-double	-	-
5+ assists	-	1
2+ steals	-	3
Team high scoring	-	-
Team high rebounding	1	2*
Team high assists	-	3*
Team high steals	-	4*

includes led, or shared team high ; * Carolina ONLY



INSTAGRAM: @bosmansverdonk
TWITTER: @BosmansVerdonk

2023-24 GAME-BY-GAME

Opponent	Date	GS	MIN	Total		3-Pointers		Free throws		Rebounds				PF	A	TO	BLK	STL	PTS	AVG
				FG-FGA	PCT	3FG-3FGA	PCT	FT-FTA	PCT	OFF	DEF	TOT	AVG							
USC Upstate	11/06/2023		10:40	1-2	.500	0-0	.000	0-0	.000	1	1	2	2.0	1	0	1	0	1	2	2.0
vs Virginia Tech	11/10/2023		15:24	1-1	1.000	0-0	.000	0-0	.000	3	4	7	4.5	2	0	1	0	0	2	2.0
VMI	11/13/2023		13:38	2-3	.667	0-0	.000	0-0	.000	7	1	8	5.7	2	0	3	0	0	4	2.7
vs DePaul	11/17/2023		08:19	1-1	1.000	0-0	.000	1-2	.500	1	1	2	4.8	5	0	3	0	0	3	2.8
vs Grand Canyon	11/19/2023		11:06	0-1	.000	0-0	.000	0-0	.000	0	3	3	4.4	0	2	0	0	0	0	2.2
Notre Dame	11/28/2023		09:50	1-2	.500	0-0	.000	0-0	.000	1	1	2	4.0	3	0	1	1	0	2	2.2
George Washington	12/01/2023		09:34	1-2	.500	0-0	.000	0-0	.000	1	0	1	3.6	0	1	0	1	1	2	2.1
at Clemson	12/06/2023		02:54	0-0	.000	0-0	.000	0-0	.000	0	0	0	3.1	0	0	0	0	0	1.9	
Charleston So.	12/16/2023		13:21	3-4	.750	0-0	.000	0-1	.000	3	1	4	3.2	2	1	0	0	0	6	2.3
Winthrop	12/19/2023		12:24	1-1	1.000	0-0	.000	2-2	1.000	4	1	5	3.4	3	0	0	0	0	4	2.5
Elon	12/22/2023		21:12	1-3	.333	0-0	.000	2-4	.500	2	3	5	3.5	2	0	0	1	1	4	2.6
Florida A&M	12/30/2023		17:23	4-4	1.000	0-0	.000	2-2	1.000	4	3	7	3.8	4	2	2	0	0	10	3.3
at Alabama	01/09/2024		06:11	0-1	.000	0-0	.000	0-0	.000	2	1	3	3.8	2	0	1	0	0	0	3.0
at Missouri	01/13/2024		02:51	0-1	.000	0-0	.000	0-0	.000	0	0	0	3.5	1	0	0	0	0	0	2.8
Georgia	01/16/2024		03:19	1-2	.500	0-0	.000	1-1	1.000	0	0	0	3.3	2	2	0	0	0	3	2.8
at Auburn	02/14/2024		04:08	0-0	.000	0-0	.000	0-0	.000	0	0	0	3.1	0	0	0	0	0	0	2.6
Totals			0 162:14	17-28	.607	0-0	.000	8-12	.667	29	20	49	3.1	29	8	12	3	3	42	2.6

Player Averages

Games Played	Minutes/game	Points/game	FG Pct	3FG Pct	FT Pct	Rebounds/game	Assists/game	Turnovers/game	Assist/Turnover ratio	Steals/game	Blocks/game
16	10.1	2.6	60.7	0.0	66.7	3.1	0.5	0.8	0.7	0.2	0.2

PLAYER BIO

AWARDS/HONORS

• SEC Academic Honor Roll – 2022-23

2023-24

- Career-high 10 points in 17 minutes off the bench in blow-out win over FAMU (Dec. 30)
- Scored six points with four rebounds in win over Charleston Southern (Dec. 16)
- Had seven rebounds, including three offensive, in 79-77 win over Virginia Tech (Nov. 10) in the Hall of Fame Series at Spectrum Center; was effective in just 15 minutes of action
- Scored four points with eight rebounds, seven on the offensive end of the floor, in 13 min of action during 74-64 win over VMI (Nov. 13)

CAREER HIGHLIGHTS

- Appeared in 31 games, making 14 starts in first season in Garnet & Black; averaged 1.9 points, 3.1 rebounds and 1.1 assists per game
- Shot 59.3 percent (22-of-56) from the floor
- Made his Gamecock debut in a 60-58 rivalry win over Clemson (Nov. 11); played 15 minutes and had two points, four rebounds and two assists
- Matched career high in points (8) and steals (2) in victory over USC Upstate (Nov. 25); logged season highs in rebounds (7) and assists (4) as well in the game
- Tied season high again with four assists in road win at LSU (Feb. 18)
- Saw limited action in 41 games with two starts in three seasons at Illinois (2019-22)
- Played in a career-high 24 games for the Illini in 2021-22, averaging 1.6 points and 2.1 rebounds in 7.8 minutes per contest
- Shot 47.2 percent (17-for-36) from the floor in redshirt sophomore season at Illinois
- Was on pair of NCAA Tournament teams (2021, 2022) and a member of the 2021 Big Ten Tournament Champions and 2022 Big Ten Regular Season Co-Champions

PERSONAL

- Son of Rony Verdonk and Luana Bosmans
- Has a younger brother, Mauro
- Played handball, soccer and swam competitively growing up
- List playing the piano as one of his hobbies
- Graduated from Illinois in three years with a degree in psychology
- Currently enrolled as a second-year student in the University of South Carolina School of Law and is one of only active law students in NCAA Division I basketball

CAREER STATS

SEASON	TEAM	GP-GS	MIN/AVG	Field Goals		3-Point		F-Throws		Rebounds				Scoring						
				FG-FGA	FG%	3FG-3FGA	3FG%	FT-FTA	FT%	OFF	DEF	TOT	AVG	PF-FO	A	TO	BLK	STL	PTS	AVG
2019-20	Illini	9-0	57/6.3	4-11	.364	0-2	.000	3-4	.750	6	4	10	1.1	6	5	2	3	11	1.2	
2020-21	Illini	8-0	18/2.2	1-3	.333	0-0	.000	0-0	.000	1	2	3	0.4	0	0	1	0	0	2	0.3
2021-22	Illini	24-2	186/7.8	17-36	.472	0-0	.000	5-17	.294	25	26	51	2.1	33	5	0	7	39	1.6	
2022-23	USC	31-14	463/14.9	22-56	.393	0-0	.000	16-27	.593	56	40	96	3.1	68	35	40	7	11	60	1.9
2023-24	USC	16-0	162/10.1	17-28	.607	0-0	.000	8-12	.667	29	20	49	3.1	29	8	12	3	3	42	2.6
TOTAL FOR USC		47-14	625/13.3	39-84	.464	0-0	.000	24-39	.615	85	60	145	3.1	97-2	43	52	10	14	102	2.2
TOTAL		88-16	886/10.1	61-134	.455	0-2	.000	32-60	.533	117	92	209	2.4	136-2	64	63	12	24	154	1.8

33

JOSH GRAY

Sr. • Forward • 7-0 • 265 • Brooklyn, N.Y. // LSU**CAREER HIGHS****Single Game Highs**

Statistic	Value	
Points	20	vs Arkansas 02/04/23
Rebounds	14	vs Mississippi St. 01/31/23, vs Arkansas 02/04/23
Assists	2	6 times
Steals	2	4 times
Blocks	3	4 times
FG Made	9	vs Arkansas 02/04/23
FG Attempts	14	vs Arkansas 02/04/23
3FG Attempts	1	vs Western Ky. 11/14/21, vs Arkansas 02/04/23
FT Made	4	vs DePaul 11/17/23
FT Attempts	9	vs DePaul 11/17/23

SUPERLATIVES

	'23-24	Career
Double-figure scoring	1	4
Double-figure rebounding	-	8
Double-double	-	2
2+ blocks	1	9
2+ steals	-	4
Team high scoring	-	1*
Team high rebounding	3	21*
Team high blocks	5	26*
Team high steals	1	5*

*includes led, or shared team high ; * Carolina ONLY*

INSTAGRAM: @joshgrayofficial
TWITTER: @NWNBJosh

2023-24 GAME-BY-GAME

Opponent	Date	GS	MIN	Total		3-Pointers		Free throws		Rebounds				PF	A	TO	BLK	STL	PTS	AVG
				FG-FGA	PCT	3FG-3FGA	PCT	FT-FTA	PCT	OFF	DEF	TOT	AVG							
USC Upstate	11/06/2023		10:54	1-2	.500	0-0	.000	1-3	.333	0	6	6	6.0	2	0	0	1	0	3	3.0
VMI	11/13/2023		02:24	0-1	.000	0-0	.000	0-0	.000	0	0	0	3.0	1	0	0	0	0	0	1.5
vs DePaul	11/17/2023		15:11	2-3	.667	0-0	.000	4-9	.444	1	6	7	4.3	3	0	0	1	1	8	3.7
vs Grand Canyon	11/19/2023		06:30	1-3	.333	0-0	.000	2-3	.667	2	1	3	4.0	3	0	0	0	0	4	3.8
Notre Dame	11/28/2023		03:21	0-0	.000	0-0	.000	0-0	.000	0	1	1	3.4	1	0	0	0	0	0	3.0
George Washington	12/01/2023		05:02	0-0	.000	0-0	.000	0-0	.000	0	0	0	2.8	1	0	0	0	1	0	2.5
at Clemson	12/06/2023		02:20	1-1	1.000	0-0	.000	0-0	.000	0	2	2	2.7	0	0	0	0	0	2	2.4
at East Carolina	12/09/2023		07:37	0-0	.000	0-0	.000	0-0	.000	0	1	1	2.5	0	0	1	0	0	0	2.1
Charleston So.	12/16/2023		01:50	0-0	.000	0-0	.000	0-0	.000	0	2	2	2.4	0	0	1	0	0	0	1.9
Winthrop	12/19/2023		02:48	0-1	.000	0-0	.000	0-0	.000	0	0	0	2.2	1	0	0	0	0	0	1.7
Mississippi St.	01/06/2024		05:43	0-0	.000	0-0	.000	0-0	.000	0	0	0	2.0	3	0	0	1	0	0	1.5
at Alabama	01/09/2024		04:01	1-1	1.000	0-0	.000	0-0	.000	0	0	0	1.8	1	0	0	1	0	2	1.6
at Missouri	01/13/2024		08:58	0-2	.000	0-0	.000	2-2	1.000	0	1	1	1.8	2	1	2	0	0	2	1.6
Georgia	01/16/2024		04:03	1-2	.500	0-0	.000	0-5	.000	2	1	3	1.9	0	0	1	2	0	2	1.6
at Arkansas	01/20/2024		09:20	3-4	.750	0-0	.000	0-0	.000	1	3	4	2.0	1	2	2	0	1	6	1.9
Kentucky	01/23/2024		11:14	4-6	.667	0-0	.000	1-1	1.000	1	5	6	2.3	2	0	0	0	0	9	2.4
Missouri	01/27/2024		13:09	2-4	.500	0-0	.000	1-2	.500	1	2	3	2.3	3	0	1	1	0	5	2.5
at Tennessee	01/30/2024		13:38	2-4	.500	0-0	.000	2-2	1.000	2	5	7	2.6	2	0	1	0	0	6	2.7
at Georgia	02/03/2024		18:21	7-9	.778	0-0	.000	1-2	.500	4	4	8	2.8	2	1	1	0	0	15	3.4
Ole Miss	02/06/2024		16:35	2-5	.400	0-0	.000	0-0	.000	1	2	3	2.9	1	1	0	0	0	4	3.4
Vanderbilt	02/10/2024		14:40	0-0	.000	0-0	.000	1-3	.333	2	2	4	2.9	1	1	3	2	0	1	3.3
at Auburn	02/14/2024		13:39	0-1	.000	0-0	.000	0-0	.000	1	1	2	2.9	1	1	2	2	0	0	3.1
Totals			0 191:18	27-49	.551	0-0	.000	15-32	.469	18	45	63	2.9	31	7	15	11	3	69	3.1

Player Averages

Games Played	Minutes/game	Points/game	FG Pct	3FG Pct	FT Pct	Rebounds/game	Assists/game	Turnovers/game	Assist/Turnover ratio	Steals/game	Blocks/game
22	8.7	3.1	55.1	0.0	46.9	2.9	0.3	0.7	0.5	0.1	0.5

PLAYER BIO**AWARDS/HONORS****2023-24**

- Has led Carolina in blocks five times this season.
- Season-high 15 points and a team-high eight rebounds in win at Georgia on Feb. 3, 2024.
- Team-high seven rebounds in win at No. 5/5 Tennessee on Jan. 30.
- Huge off the bench in win over No. 6/6 Kentucky on Jan. 23, 2024. Scored nine points and grabbed six rebounds.
- Hit a pair of critical 1-and-1 free throws with 1:04 remaining to help send the game to OT in road win at Mizzou (Jan. 13)
- Missed the Virginia Tech game on Nov. 10 due to illness

CAREER HIGHLIGHTS

- Played in all 32 games, making 15 starts (all in SEC play) ; averaged 4.3 points and 6.5 rebounds (led the team) in 16.8 minutes per gam ; his 27 blocks (0.8 per game average), 22 dunks and 51.2 field goal percentage (44-of-86) also led the team
- Logged double-digit rebounds on eight different occasions, seven of which came in conference action ; scored in double-figures a career-best three times
- Averaged 5.8 points and 7.9 rebounds per game in SEC
- Scored six points, pulled down 10 rebounds and had three blocks in 60-58 rivalry win vs. Clemson (Nov. 11)
- Recorded the first double-double of his career with 11 points and 13 rebounds at Florida (Jan. 25) in just 21 minutes of action
- Had six points and a new career-high 14 rebounds (eight offensive) vs. Mississippi State (Jan. 31)
- Followed that performance with the best game of his career to date, scoring 20 points and pulling down 14 rebounds vs. Arkansas (Feb. 4) ; was his first career 20-point game ; set career highs for field goals made (9) and field goals attempted (14)
- Had double-digit rebounds four more times in SEC action with 13 in a road win at Ole Miss (Feb. 11), 12 vs. Vanderbilt (Feb. 14), 10 at Tennessee (Feb. 25) and 13 in a Senior Day win vs. Georgia (March 4)

PERSONAL

- Son of Mr. and Mrs. Gray
- Is the youngest of three siblings
- Lists Giannis Antetokounmpo as his favorite professional basketball player
- His favorite dessert is cheesecake and his favorite vacation spot is France
- A mass communications major

CAREER STATS

SEASON	TEAM	GP-GS	MIN/AVG	Field Goals		3-Point		F-Throws		Rebounds				Scoring						
				FG-FGA	FG%	3FG-3FGA	3FG%	FT-FTA	FT%	OFF	DEF	TOT	AVG	PF-FO	A	TO	BLK	STL	PTS	AVG
2020-21	LSU	10-0	33/3.3	3-6	.500	0-0	.000	2-7	.286	5	7	12	1.2	7-0	0	2	1	0	8	0.8
2021-22	USC	25-3	284/11.3	30-58	.517	0-1	.000	13-34	.382	36	51	87	3.5	37-0	9	12	17	11	73	2.9
2022-23	USC	32-15	537/16.8	57-111	.514	0-1	.000	24-52	.462	86	115	201	6.3	74-1	15	31	27	9	138	4.3
2023-24	USC	22-0	191/8.7	27-49	.551	0-0	.000	15-32	.469	18	45	63	2.9	31-0	7	15	11	3	69	3.1
TOTAL FOR USC		79-18	1012/12.8	114-218	.523	0-2	.000	52-118	.441	140	211	351	4.4	142-1	31	58	55	23	280	3.5
TOTAL		89-18	1046/11.7	117-224	.522	0-2	.000	54-125	.432	145	218	363	4.1	149-1	31	60	56	23	288	3.2

55

TA'LON COOPER *TUH-lon*

Gr. • Guard • 6-4 • 200 • Roebuck, S.C. // Minnesota

CAREER HIGHS

Single Game Highs

Statistic	Value
Points	20 vs Alice Lloyd 12/28/19, vs Kentucky 01/23/24
Rebounds	11 at Ohio St. 01/12/23
Assists	12 vs Transylvania 11/18/21, vs Presbyterian 12/06/21, vs Nebraska 03/08/23
Steals	5 vs Tennessee Tech 02/03/22
Blocks	4 vs Murray St. 03/05/22, vs Penn St. 02/18/23
FG Made	8 vs Kentucky 01/23/24
FG Attempts	16 at Michigan 01/22/23
3FG Made	4 5 times
3FG Attempts	10 at SIUE 02/26/22
FT Made	8 vs Nebraska 03/08/23
FT Attempts	10 vs Nebraska 03/08/23

SUPERLATIVES

	'23-24	Career
Double-figure scoring	13	64
Double-figure rebounding	-	2
Double-figure assists	-	3
Double-double	-	6
5+ assists	10	71
3+ steals	1	10
Team high scoring	3	3*
Team high rebounding	4	4*
Team high assists	17	17*
Team high steals	5	5*



INSTAGRAM: @taloncooper_55

TWITTER: @LatrellT313

TIKTOK: @tlc_55

includes led, or shared team high; * Carolina ONLY

2023-24 GAME-BY-GAME

Opponent	Date	GS	MIN	Total		3-Pointers		Free throws		Rebounds				PF	A	TO	BLK	STL	PTS	AVG	
				FG-FGA	PCT	3FG-3FGA	PCT	FT-FTA	PCT	OFF	DEF	TOT	AVG								
USC Upstate	11/06/2023	*	22:52	5-7	.714	3-5	.600	2-3	.667	2	5	7	7.0	1	3	1	1	0	15	15.0	
vs Virginia Tech	11/10/2023	*	31:16	5-8	.625	2-4	.500	0-0	.000	0	2	2	4.5	2	7	0	0	0	12	13.5	
VMI	11/13/2023	*	33:26	3-9	.333	0-2	.000	1-1	1.000	0	1	1	3.3	3	7	0	0	2	7	11.3	
vs DePaul	11/17/2023	*	31:27	2-6	.333	1-2	.500	4-6	.667	3	4	7	3.3	1	5	2	0	2	9	10.8	
vs Grand Canyon	11/19/2023	*	34:52	1-3	.333	0-1	.000	0-0	.000	0	0	0	3.4	3	5	1	0	0	2	9.0	
Notre Dame	11/28/2023	*	35:38	2-6	.333	1-3	.333	4-5	.800	1	4	5	3.7	2	4	1	0	1	9	9.0	
George Washington	12/01/2023	*	32:58	5-7	.714	4-6	.667	0-0	.000	0	3	3	3.6	0	8	1	0	0	14	9.7	
at Clemson	12/06/2023	*	32:56	2-4	.500	1-1	1.000	0-0	.000	1	2	3	3.5	3	3	1	0	0	5	9.1	
at East Carolina	12/09/2023	*	35:42	2-4	.500	2-4	.500	3-4	.750	0	7	7	3.9	0	3	2	0	0	9	9.1	
Charleston So.	12/16/2023	*	28:09	3-4	.750	0-1	.000	3-4	.750	2	3	5	4.0	1	3	1	0	1	9	9.1	
Winthrop	12/19/2023	*	31:41	6-12	.500	1-5	.200	0-0	.000	2	4	6	4.2	0	3	3	1	0	13	9.5	
Elon	12/22/2023	*	33:28	7-11	.636	3-7	.429	0-1	.000	4	2	6	4.3	1	3	1	0	1	17	10.1	
Florida A&M	12/30/2023	*	25:37	0-4	.000	0-2	.000	2-2	1.000	1	3	4	4.3	0	4	0	1	0	2	9.5	
Mississippi St.	01/06/2024	*	33:17	1-6	.167	0-2	.000	2-4	.500	0	3	3	4.2	0	7	1	1	0	4	9.1	
at Alabama	01/09/2024	*	31:54	4-8	.500	2-5	.400	0-0	.000	3	1	4	4.2	1	1	1	0	3	10	9.1	
at Missouri	01/13/2024	*	40:05	4-11	.364	2-5	.400	1-1	1.000	3	5	8	4.4	1	3	2	0	0	11	9.3	
Georgia	01/16/2024	*	37:14	3-7	.429	0-2	.000	2-2	1.000	2	4	6	4.5	3	3	1	1	1	8	9.2	
at Arkansas	01/20/2024	*	36:30	4-5	.800	3-3	1.000	0-0	.000	0	4	4	4.5	1	5	1	0	0	11	9.3	
Kentucky	01/23/2024	*	36:31	8-11	.727	2-4	.500	2-2	1.000	3	2	5	4.5	1	5	0	2	0	20	9.8	
Missouri	01/27/2024	*	36:15	4-5	.800	2-3	.667	2-2	1.000	0	3	3	4.5	4	4	3	0	1	12	10.0	
at Tennessee	01/30/2024	*	33:25	6-10	.600	4-5	.800	2-2	1.000	1	4	5	4.5	1	2	2	0	0	18	10.3	
at Georgia	02/03/2024	*	38:04	3-6	.500	3-4	.750	1-2	.500	0	3	3	4.4	1	8	2	0	1	10	10.3	
Ole Miss	02/06/2024	*	35:32	5-10	.500	2-4	.500	0-0	.000	0	4	4	4.4	1	2	2	0	0	12	10.4	
Vanderbilt	02/10/2024	*	34:55	2-6	.333	1-5	.200	0-0	.000	0	2	2	4.3	1	7	0	0	0	5	10.2	
at Auburn	02/14/2024	*	33:48	1-6	.167	0-2	.000	2-2	1.000	0	2	2	4.2	1	0	1	0	0	4	9.9	
Totals			25	837:32	88-176	.500	39-87	.448	33-43	.767	28	77	105	4.2	32	105	30	7	13	248	9.9

Player Averages

Games Played	Minutes/game	Points/game	FG Pct	3FG Pct	FT Pct	Rebounds/game	Assists/game	Turnovers/game	Assist/Turnover ratio	Steals/game	Blocks/game
25	33.5	9.9	50.0	44.8	76.7	4.2	4.2	1.2	3.5	0.5	0.3

PLAYER BIO

AWARDS/HONORS

- First Team All-Ohio Valley (2022)

2023-24

- Became one of four active players with 1300 career points and 700 assists in win vs Ole Miss on Feb. 6.
- Team-high 18 points in win at No. 5/5 Tennessee on Jan. 30. Scored 61 points over a four games marking the best scoring stretch of his career. Scored 57 over a four-game stretch last year at Minnesota.
- Scored 12 points and had a team-high four assists in win vs Missouri on Jan. 27.
- Tied a career-high with 20 points on 8-of-11 shooting in win over No. 6/6 Kentucky on Jan. 23, 2024. Had a team-high five assists and no turnovers.
- Third in the SEC in assists per game (4.2)
- Ranks 7th in the country and 2nd in the SEC with a 3.50:1 assist-to-turnover ratio; 105 assists and just 31 turnovers on the season
- Seven assists and just one TO in win vs. Miss. State (Jan. 6)
- Season-high 17 points in blowout win over Elon (Dec. 22); matched career-high with seven made FGs; hit trio of 3s for the third time this season in game
- Scored 14 points and dished out eight assists with just one turnover in blowout win over George Washington (Dec. 1); matched his career high with four made 3s
- Had 12 points, seven assists and no turnovers, in 79-77 win over Virginia Tech (Nov. 10) in the Hall of Fame Series at Spectrum Center

CAREER HIGHLIGHTS

- In four collegiate seasons, has played in 126 games, averaging 8.5 points, 4.8 assists and 3.4 rebounds per game
- Ended the last season 21st on the NCAA active leaders for career assists list with 603
- Spent the 2022-23 season at Minnesota; served as team captain starting all 30 games for the Gophers
- Averaged 9.9 points (third on team) and 6.3 assists per game (led team); his 196 assists were 12th in the country and his assist per game average was seventh nationally
- He also averaged 37 minutes per game and led the team in minutes played (1,096); he had 16 double-figure outings and 21 games with five or more assists (three with double-figure assists) in his lone season at Minnesota
- In three seasons at Morehead State, played in 95 games making 52 starts
- He averaged 8.1 points and 4.3 assists per game for the Eagles
- Earned First Team All-OVC honors in 2022 after averaging 9.1 points, 5.9 assists and 5.1 steals per game
- Helped team to an OVC title in 2021 and an NCAA Tournament appearances; played two seasons with All-SEC forward Johni Broome of Auburn while at Morehead

PERSONAL

- Son of Curtis and Nataki; has a brother, Curtis Jr., and a pair of sisters, Carneisha and Zakiya
- Graduated with a degree in sport management from Minnesota
- Born on Nov. 26, 1999
- Would like to become a coach when playing days are over
- List Space Jam as favorite movie
- Dream car is 1968 Mustang
- Magic Johnson is favorite NBA player to watch
- Enjoys playing video games and roller skating in his free time

CAREER STATS

SEASON	TEAM	GP-GS	MIN/AVG	Field Goals		3-Point		F-Throws		Rebounds				Scoring						
				FG-FGA	FG%	3FG-3FGA	3FG%	FT-FTA	FT%	OFF	DEF	TOT	AVG	PF-FO	A	TO	BLK	STL	PTS	AVG
2019-20	More	30-7	696/23.2	66-146	.452	31-80	.388	46-57	.807	17	68	85	2.8	42-1	94	37	10	27	209	7.0
2020-21	More	31-11	907/29.3	89-217	.410	39-99	.394	39-64	.609	10	55	65	2.1	49-1	111	60	16	28	256	8.3
2021-22	More	34-34	1154/33.9	106-260	.408	40-120	.333	56-86	.651	23	131	154	4.5	60-0	202	74	23	31	308	9.1
2022-23	MINN	31-31	1137/36.7	107-271	.395	37-98	.378	54-88	.614	18	107	125	4.0	66-1	196	83	28	33	305	9.8
2023-24	USC	25-25	838/33.5	88-176	.500	39-87	.448	33-43	.767	28	77	105	4.2	32-0	105	30	7	13	248	9.9
TOTAL FOR USC		25-25	838/33.5	88-176	.500	39-87	.448	33-43	.767	28	77	105	4.2	32-0	105	30	7	13	248	9.9
TOTAL		151-108	4731/31.3	456-1070	.426	186-484	.384	228-338	.675	96	438	534	3.5	249-3	708	284	84	132	1326	8.8



2023-24 SOUTH CAROLINA BASKETBALL STATS



2023-24 South Carolina Men's Basketball Combined Team Statistics All games

Page 1/1
as of Feb 15, 2024

Game Records

Record	Overall	Home	Away	Neutral
ALL GAMES	21-4	13-1	5-3	3-0
CONFERENCE	9-3	5-1	4-2	0-0
NON-CONFERENCE	12-1	8-0	1-1	3-0

Score by Periods

Team	1st	2nd	OT	TOT
South Carolina	884	910	9	1803
Opponents	753	876	7	1636

Team Box Score

No.	Player	Total			3-Point			F-Throw		Rebounds				PF DQ A TO BLK STL PTS AVG								
		GP-GS	MIN	AVG	FG-FGA	FG%	3FG-3FGA	3FG%	FT-FTA	FT%	OFF	DEF	TOT	AVG	PF	DQ	A	TO	BLK	STL	PTS	AVG
5	JOHNSON, Meechie	24-24	694:11	28.9	113-276	.409	46-138	.333	74-90	.822	13	90	103	4.3	49	2	72	38	3	22	346	14.4
2	MACK, B.J.	25-25	620:12	24.8	112-274	.409	36-114	.316	81-105	.771	33	90	123	4.9	52	0	31	34	14	10	341	13.6
55	COOPER, Ta'lon	25-25	837:32	33.5	88-176	.500	39-87	.448	33-43	.767	28	77	105	4.2	32	0	105	30	7	13	248	9.9
30	MURRAY-BOYLES, Collin	19-10	377:45	19.9	71-118	.602	0-5	.000	38-59	.644	39	50	89	4.7	40	0	33	23	15	16	180	9.5
10	STUTE, Myles	22-17	536:17	24.4	70-165	.424	39-98	.398	22-32	.688	25	50	75	3.4	40	0	22	30	5	16	201	9.1
1	WRIGHT, Jacobi	25-1	562:06	22.5	50-137	.365	19-64	.297	29-38	.763	9	35	44	1.8	36	0	46	15	1	11	148	5.9
12	DAVIS, Zachary	24-8	508:13	21.2	41-101	.406	15-53	.283	12-19	.632	19	64	83	3.5	36	0	25	19	4	17	109	4.5
33	GRAY, Josh	22-0	191:18	8.7	27-49	.551	0-0	.000	15-32	.469	18	45	63	2.9	31	0	7	15	11	3	69	3.1
15	UGUSUK, Morris	23-0	273:06	11.9	21-62	.339	13-46	.283	7-9	.778	5	13	18	0.8	7	0	14	10	3	5	62	2.7
31	BOSMANS-VERDONK, Benjamin	16-0	162:14	10.1	17-28	.607	0-0	.000	8-12	.667	29	20	49	3.1	29	1	8	12	3	3	42	2.6
4	CLARK, Stephen	21-15	232:09	11.1	21-43	.488	2-6	.333	9-16	.563	14	33	47	2.2	37	0	18	14	13	2	53	2.5
14	SPARKMAN, Eli	4-0	21:21	5.3	1-5	.200	0-4	.000	2-2	1.000	1	3	4	1.0	1	0	0	1	0	0	4	1.0
0	DIBBA, Ebrima	1-0	02:49	2.8	0-1	.000	0-0	.000	0-0	.000	0	0	0	0.0	1	0	1	1	0	0	0	0.0
20	GRAJZL, Danny	4-0	05:48	1.5	0-0	.000	0-0	.000	0-0	.000	0	0	0	0.0	1	0	0	0	0	0	0	0.0
Team											53	40	93				18					
Total		25	5025		632-1435	.440	209-615	.340	330-457	.722	286	610	896	35.8	392	3	382	260	79	118	1803	72.1
Opponents		25	5025		593-1402	.423	149-442	.337	301-415	.725	227	563	790	31.6	411	9	278	248	104	146	1636	65.4

Team Statistics

	USC	OPP
Scoring	1803	1636
Points per game	72.1	65.4
Scoring margin	+6.7	-
Field goals-att	632-1435	593-1402
Field goal pct	.440	.423
3 point fg-att	209-615	149-442
3-point FG pct	.340	.337
3-pt FG made per game	8.4	6.0
Free throws-att	330-457	301-415
Free throw pct	.722	.725
F-Throws made per game	13.2	12.0
Rebounds	896	790
Rebounds per game	35.8	31.6
Rebounding margin	+4.2	-
Assists	382	278
Assists per game	15.3	11.1
Turnovers	260	248
Turnovers per game	10.4	9.9
Turnover margin	-0.5	-
Assist/turnover ratio	1.5	1.1
Steals	118	146
Steals per game	4.7	5.8
Blocks	79	104
Blocks per game	3.2	4.2
Winning streak	0	-
Home win streak	4	-
Attendance	176199	95422
Home games-Avg/Game	14-12586	8-11928
Neutral site-Avg/Game	-	3-4195

Team Results

Date	Opponent	Score	Att.
11/06/2023	USC Upstate	W 82-53	11216
11/10/2023	vs Virginia Tech	W 79-77	6783
11/13/2023	VMI	W 74-64	10449
11/17/2023	vs DePaul	W 73-68	3214
11/19/2023	vs Grand Canyon	W 75-68	2589
11/28/2023	Notre Dame	W 65-53	15215
12/01/2023	George Washington	W 89-67	10936
12/06/2023	at Clemson	L 67-72	9000
12/09/2023	at East Carolina	W 68-62	5568
12/16/2023	Charleston So.	W 73-69	10006
12/19/2023	Winthrop	W 72-62	9455
12/22/2023	Elon	W 70-43	10203
12/30/2023	Florida A&M	W 94-62	11070
01/06/2024	Mississippi St.	W 68-62	11382
01/09/2024	at Alabama	L 47-74	10208
01/13/2024	at Missouri	Wot 71-69	11135
01/16/2024	Georgia	L 69-74	12404
01/20/2024	at Arkansas	W 77-64	19200
01/23/2024	Kentucky	W 79-62	18000
01/27/2024	Missouri	W 72-64	13553
01/30/2024	at Tennessee	W 63-59	20667
02/03/2024	at Georgia	W 72-62	10523
02/06/2024	Ole Miss	W 68-65	18000
02/10/2024	Vanderbilt	W 75-60	14310
02/14/2024	at Auburn	L 61-101	9121



2023-24 SOUTH CAROLINA BASKETBALL STATS



2023-24 South Carolina Men's Basketball Combined Team Statistics In Conference games

Page 1/1
as of Feb 15, 2024

Game Records

Record	Overall	Home	Away	Neutral
ALL GAMES	9-3	5-1	4-2	0-0
CONFERENCE	9-3	5-1	4-2	0-0
NON-CONFERENCE	0-0	0-0	0-0	0-0

Score by Periods

Team	1st	2nd	OT	TOT
South Carolina	403	410	9	822
Opponents	384	425	7	816

Team Box Score

No.	Player	Total					3-Point		F-Throw		Rebounds				Other							
		GP-GS	MIN	AVG	FG-FGA	FG%	3FG-3FGA	3FG%	FT-FTA	FT%	OFF	DEF	TOT	AVG	PF	DQ	A	TO	BLK	STL	PTS	AVG
2	MACK, B.J.	12-12	302:22	25.2	48-133	.361	17-58	.293	46-62	.742	16	41	57	4.8	22	0	12	18	4	2	159	13.3
30	MURRAY-BOYLES, Collin	12-10	298:26	24.9	56-91	.615	0-3	.000	24-38	.632	30	43	73	6.1	29	0	26	19	14	14	136	11.3
5	JOHNSON, Meechie	12-12	356:36	29.7	45-122	.369	21-68	.309	23-28	.821	3	51	54	4.5	25	1	41	20	1	11	134	11.2
55	COOPER, Ta'lon	12-12	427:30	35.6	45-91	.495	21-44	.477	14-17	.824	12	37	49	4.1	15	0	47	16	4	6	125	10.4
10	STUTE, Myles	9-4	196:56	21.9	21-53	.396	14-34	.412	7-8	.875	7	16	23	2.6	15	0	5	13	3	6	63	7.0
1	WRIGHT, Jacobi	12-0	269:12	22.4	21-60	.350	12-34	.353	10-16	.625	4	15	19	1.6	21	0	20	3	0	2	64	5.3
12	DAVIS, Zachary	12-8	276:41	23.1	20-53	.377	6-27	.222	8-10	.800	12	26	38	3.2	23	0	17	12	0	5	54	4.5
33	GRAY, Josh	12-0	133:22	11.1	22-38	.579	0-0	.000	8-17	.471	15	26	41	3.4	19	0	7	13	9	1	52	4.3
15	UGUSUK, Morris	11-0	82:41	7.5	8-22	.364	3-16	.188	5-6	.833	1	5	6	0.5	1	0	2	3	1	2	24	2.2
4	CLARK, Stephen	8-2	64:44	8.1	2-5	.400	0-1	.000	4-9	.444	6	5	11	1.4	12	0	3	5	0	1	8	1.0
31	BOSMANS-VERDONK, Benjamin	4-0	16:29	4.1	1-4	.250	0-0	.000	1-1	1.000	2	1	3	0.8	5	0	2	1	0	0	3	0.8
Team											26	14	40				12					
Total		12	2425		289-672	.430	94-285	.330	150-212	.708	134	280	414	34.5	187	1	182	135	36	50	822	68.5
Opponents		12	2425		305-686	.445	72-215	.335	134-180	.744	111	265	376	31.3	195	4	135	106	51	78	816	68.0

Team Statistics

	USC	OPP
Scoring	822	816
Points per game	68.5	68.0
Scoring margin	+0.5	-
Field goals-att	289-672	305-686
Field goal pct	.430	.445
3 point fg-att	94-285	72-215
3-point FG pct	.330	.335
3-pt FG made per game	7.8	6.0
Free throws-att	150-212	134-180
Free throw pct	.708	.744
F-Throws made per game	12.5	11.2
Rebounds	414	376
Rebounds per game	34.5	31.3
Rebounding margin	+3.2	-
Assists	182	135
Assists per game	15.2	11.3
Turnovers	135	106
Turnovers per game	11.3	8.8
Turnover margin	-2.4	-
Assist/turnover ratio	1.3	1.3
Steals	50	78
Steals per game	4.2	6.5
Blocks	36	51
Blocks per game	3.0	4.3
Winning streak	0	-
Home win streak	4	-
Attendance	87649	80854
Home games-Avg/Game	6-14608	6-13476
Neutral site-Avg/Game	-	0-0

Team Results

Date	Opponent		Score	Att.
01/06/2024	Mississippi St.	W	68-62	11382
01/09/2024	at Alabama	L	47-74	10208
01/13/2024	at Missouri	Wot	71-69	11135
01/16/2024	Georgia	L	69-74	12404
01/20/2024	at Arkansas	W	77-64	19200
01/23/2024	Kentucky	W	79-62	18000
01/27/2024	Missouri	W	72-64	13553
01/30/2024	at Tennessee	W	63-59	20667
02/03/2024	at Georgia	W	72-62	10523
02/06/2024	Ole Miss	W	68-65	18000
02/10/2024	Vanderbilt	W	75-60	14310
02/14/2024	at Auburn	L	61-101	9121



Team Statistics

	USC	OPP
Scoring	1803	1636
Points per game	72.1	65.4
Scoring margin	+6.7	-
Field goals-att	632-1435	593-1402
Field goal pct	.440	.423
3 point fg-att	209-615	149-442
3-point FG pct	.340	.337
3-pt FG made per game	8.4	6.0
Free throws-att	330-457	301-415
Free throw pct	.722	.725
F-Throws made per game	13.2	12.0
Rebounds	896	790
Rebounds per game	35.8	31.6
Rebounding margin	+4.2	-
Assists	382	278
Assists per game	15.3	11.1
Turnovers	260	248
Turnovers per game	10.4	9.9
Turnover margin	-0.5	-
Assist/turnover ratio	1.5	1.1
Steals	118	146
Steals per game	4.7	5.8
Blocks	79	104
Blocks per game	3.2	4.2
Winning streak	0	-
Home win streak	4	-
Attendance	176199	95422
Home games-Avg/Game	14-12586	8-11928
Neutral site-Avg/Game	-	3-4195

Score by Periods

Team	1st	2nd	OT	TOT
South Carolina	884	910	9	1803
Opponents	753	876	7	1636



Points

##	Player	G	Pts	Pts/G
5	Johnson, Meechie	24	346	14.4
2	Mack, B.J.	25	341	13.6
55	Cooper, Ta'lon	25	248	9.9
10	Stute, Myles	22	201	9.1
30	Murray-Boyles, Collin	19	180	9.5
1	Wright, Jacobi	25	148	5.9
12	Davis, Zachary	24	109	4.5
33	Gray, Josh	22	69	3.1
15	Ugusuk, Morris	23	62	2.7
4	Clark, Stephen	21	53	2.5
31	Bosmans-Verdonk, Benjamin	16	42	2.6
14	Sparkman, Eli	4	4	1.0

Scoring Average

##	Player	G	Pts	Pts/G
5	Johnson, Meechie	24	346	14.4
2	Mack, B.J.	25	341	13.6
55	Cooper, Ta'lon	25	248	9.9
30	Murray-Boyles, Collin	19	180	9.5
10	Stute, Myles	22	201	9.1
1	Wright, Jacobi	25	148	5.9
12	Davis, Zachary	24	109	4.5
33	Gray, Josh	22	69	3.1
15	Ugusuk, Morris	23	62	2.7
31	Bosmans-Verdonk, Benjamin	16	42	2.6
4	Clark, Stephen	21	53	2.5
14	Sparkman, Eli	4	4	1.0

Field Goal Percentage

##	Player	FG	Att	Pct
31	Bosmans-Verdonk, Benjamin	17	28	.607
30	Murray-Boyles, Collin	71	118	.602
33	Gray, Josh	27	49	.551
55	Cooper, Ta'lon	88	176	.500
4	Clark, Stephen	21	43	.488
10	Stute, Myles	70	165	.424
5	Johnson, Meechie	113	276	.409
2	Mack, B.J.	112	274	.409
12	Davis, Zachary	41	101	.406
1	Wright, Jacobi	50	137	.365
15	Ugusuk, Morris	21	62	.339
14	Sparkman, Eli	1	5	.200

Field Goal Attempts

##	Player	G	Att	Att/G
5	Johnson, Meechie	24	276	11.5
2	Mack, B.J.	25	274	11.0
55	Cooper, Ta'lon	25	176	7.0
10	Stute, Myles	22	165	7.5
1	Wright, Jacobi	25	137	5.5

Field Goals Made

##	Player	G	Made	Made/G
5	Johnson, Meechie	24	113	4.7
2	Mack, B.J.	25	112	4.5
55	Cooper, Ta'lon	25	88	3.5
30	Murray-Boyles, Collin	19	71	3.7
10	Stute, Myles	22	70	3.2

3-Point FG Percentage

##	Player	3FG	Att	Pct
55	Cooper, Ta'lon	39	87	.448
10	Stute, Myles	39	98	.398
5	Johnson, Meechie	46	138	.333
4	Clark, Stephen	2	6	.333
2	Mack, B.J.	36	114	.316
1	Wright, Jacobi	19	64	.297
12	Davis, Zachary	15	53	.283
15	Ugusuk, Morris	13	46	.283

3-Point FG Attempts

##	Player	G	Att	Att/G
5	Johnson, Meechie	24	138	5.8
2	Mack, B.J.	25	114	4.6
10	Stute, Myles	22	98	4.5
55	Cooper, Ta'lon	25	87	3.5
1	Wright, Jacobi	25	64	2.6

3-Point FG Made

##	Player	G	Made	Made/G
5	Johnson, Meechie	24	46	1.9
55	Cooper, Ta'lon	25	39	1.6
10	Stute, Myles	22	39	1.8
2	Mack, B.J.	25	36	1.4
1	Wright, Jacobi	25	19	0.8



Free Throw Percentage

##	Player	Made	Att	Pct
14	Sparkman, Eli	2	2	1.000
5	Johnson, Meechie	74	90	.822
15	Ugusuk, Morris	7	9	.778
2	Mack, B.J.	81	105	.771
55	Cooper, Ta'lon	33	43	.767
1	Wright, Jacobi	29	38	.763
10	Stute, Myles	22	32	.688
31	Bosmans-Verdonk, Benjamin	8	12	.667
30	Murray-Boyles, Collin	38	59	.644
12	Davis, Zachary	12	19	.632
4	Clark, Stephen	9	16	.563
33	Gray, Josh	15	32	.469

Rebounds

##	Player	G	Reb	Reb/G
2	Mack, B.J.	25	123	4.9
55	Cooper, Ta'lon	25	105	4.2
5	Johnson, Meechie	24	103	4.3
30	Murray-Boyles, Collin	19	89	4.7
12	Davis, Zachary	24	83	3.5

Rebounds Average

##	Player	G	Reb	Reb/G
2	Mack, B.J.	25	123	4.9
30	Murray-Boyles, Collin	19	89	4.7
5	Johnson, Meechie	24	103	4.3
55	Cooper, Ta'lon	25	105	4.2
12	Davis, Zachary	24	83	3.5

Offensive Rebounds

##	Player	G	OReb	OReb/G
30	Murray-Boyles, Collin	19	39	2.1
2	Mack, B.J.	25	33	1.3
31	Bosmans-Verdonk, Benjamin	16	29	1.8
55	Cooper, Ta'lon	25	28	1.1
10	Stute, Myles	22	25	1.1

Defensive Rebounds

##	Player	G	DReb	DReb/G
5	Johnson, Meechie	24	90	3.8
2	Mack, B.J.	25	90	3.6
55	Cooper, Ta'lon	25	77	3.1
12	Davis, Zachary	24	64	2.7
30	Murray-Boyles, Collin	19	50	2.6

Fouls

##	Player	G	PF	PF/G
2	Mack, B.J.	25	52	2.1
5	Johnson, Meechie	24	49	2.0
30	Murray-Boyles, Collin	19	40	2.1
10	Stute, Myles	22	40	1.8
4	Clark, Stephen	21	37	1.8

Free Throw Attempts

##	Player	G	Att	Att/G
2	Mack, B.J.	25	105	4.2
5	Johnson, Meechie	24	90	3.8
30	Murray-Boyles, Collin	19	59	3.1
55	Cooper, Ta'lon	25	43	1.7
1	Wright, Jacobi	25	38	1.5

Free Throws Made

##	Player	G	Made	Made/G
2	Mack, B.J.	25	81	3.2
5	Johnson, Meechie	24	74	3.1
30	Murray-Boyles, Collin	19	38	2.0
55	Cooper, Ta'lon	25	33	1.3
1	Wright, Jacobi	25	29	1.2

Assists

##	Player	G	Ast	Ast/G
55	Cooper, Ta'lon	25	105	4.2
5	Johnson, Meechie	24	72	3.0
1	Wright, Jacobi	25	46	1.8
30	Murray-Boyles, Collin	19	33	1.7
2	Mack, B.J.	25	31	1.2

Steals

##	Player	G	Stl	Stl/G
5	Johnson, Meechie	24	22	0.9
12	Davis, Zachary	24	17	0.7
30	Murray-Boyles, Collin	19	16	0.8
10	Stute, Myles	22	16	0.7
55	Cooper, Ta'lon	25	13	0.5

Blocked Shots

##	Player	G	Blk	Blk/G
30	Murray-Boyles, Collin	19	15	0.8
2	Mack, B.J.	25	14	0.6
4	Clark, Stephen	21	13	0.6
33	Gray, Josh	22	11	0.5
55	Cooper, Ta'lon	25	7	0.3

Minutes

##	Player	G	Min	Min/G
55	Cooper, Ta'lon	25	838	33:30
5	Johnson, Meechie	24	694	28:55
2	Mack, B.J.	25	620	24:48
1	Wright, Jacobi	25	562	22:29
10	Stute, Myles	22	536	24:23

Turnovers

##	Player	G	TO	TO/G
5	Johnson, Meechie	24	38	1.6
2	Mack, B.J.	25	34	1.4
55	Cooper, Ta'lon	25	30	1.2
10	Stute, Myles	22	30	1.4
30	Murray-Boyles, Collin	19	23	1.2



South Carolina - Individual Game Highs

POINTS	31		Collin Murray-Boyles vs Vanderbilt (02/10/2024)
	29		Meechie Johnson vs Notre Dame (11/28/2023)
	27		B.J. Mack vs Grand Canyon (N) (11/19/2023)
	26		Meechie Johnson at Clemson (12/06/2023)
	24		Meechie Johnson vs Mississippi St. (01/06/2024)
	24		Meechie Johnson vs George Washington (12/01/2023)
	24		Meechie Johnson vs DePaul (N) (11/17/2023)
FIELD GOALS MADE	14		Collin Murray-Boyles vs Vanderbilt (02/10/2024)
	9		Meechie Johnson vs George Washington (12/01/2023)
	9		Meechie Johnson vs Notre Dame (11/28/2023)
	9		B.J. Mack vs Virginia Tech (N) (11/10/2023)
FIELD GOAL ATTEMPTS	18		Meechie Johnson at Alabama (01/09/2024)
	17		Meechie Johnson at Auburn (02/14/2024)
	17		Collin Murray-Boyles vs Vanderbilt (02/10/2024)
FIELD GOAL PERCENTAGE (min 5 made)	.833	(5-6)	Collin Murray-Boyles vs Florida A&M (12/30/2023)
	.824	(14-17)	Collin Murray-Boyles vs Vanderbilt (02/10/2024)
3 PT FG MADE	6		Meechie Johnson at Clemson (12/06/2023)
	5		B.J. Mack vs Vanderbilt (02/10/2024)
	5		Meechie Johnson vs George Washington (12/01/2023)
	5		Myles Stute vs Virginia Tech (N) (11/10/2023)
3 PT FG ATTEMPTS	10		Meechie Johnson at Clemson (12/06/2023)
	9		B.J. Mack vs Vanderbilt (02/10/2024)
	9		Meechie Johnson at Alabama (01/09/2024)
	9		Myles Stute vs Florida A&M (12/30/2023)
	9		Myles Stute vs Elon (12/22/2023)
	9		Meechie Johnson vs Notre Dame (11/28/2023)
3 PT FG PERCENTAGE (min 2 made)	1.000	(3-3)	Myles Stute at Tennessee (01/30/2024)
	1.000	(3-3)	Ta'lon Cooper at Arkansas (01/20/2024)
	1.000	(2-2)	Morris Ugusuk vs Missouri (01/27/2024)
	1.000	(2-2)	Jacobi Wright vs VMI (11/13/2023)
	1.000	(2-2)	Meechie Johnson vs USC Upstate (11/06/2023)
FREE THROWS MADE	9		Meechie Johnson vs Mississippi St. (01/06/2024)
	9		B.J. Mack vs Grand Canyon (N) (11/19/2023)
FREE THROW ATTEMPTS	11		B.J. Mack vs Missouri (01/27/2024)
	11		Meechie Johnson vs Mississippi St. (01/06/2024)
	11		Meechie Johnson vs DePaul (N) (11/17/2023)
FREE THROW PERCENTAGE (min 3 made)	1.000	(9-9)	B.J. Mack vs Grand Canyon (N) (11/19/2023)
	1.000	(8-8)	Meechie Johnson vs Winthrop (12/19/2023)
	1.000	(6-6)	B.J. Mack at Missouri (01/13/2024)
	1.000	(5-5)	Meechie Johnson vs Charleston So. (12/16/2023)
	1.000	(4-4)	Meechie Johnson at Auburn (02/14/2024)
	1.000	(4-4)	Myles Stute at Tennessee (01/30/2024)
	1.000	(4-4)	Jacobi Wright at Missouri (01/13/2024)
	1.000	(4-4)	Meechie Johnson vs Florida A&M (12/30/2023)
	1.000	(4-4)	Meechie Johnson at East Carolina (12/09/2023)
	1.000	(4-4)	Meechie Johnson at Clemson (12/06/2023)
	1.000	(4-4)	Jacobi Wright vs Notre Dame (11/28/2023)
	1.000	(3-3)	Collin Murray-Boyles vs Vanderbilt (02/10/2024)
	1.000	(3-3)	Collin Murray-Boyles at Arkansas (01/20/2024)
	1.000	(3-3)	Stephen Clark at Clemson (12/06/2023)
1.000	(3-3)	Jacobi Wright vs Virginia Tech (N) (11/10/2023)	



South Carolina - Individual Game Highs

REBOUNDS	13	B.J. Mack vs VMI (11/13/2023)
	9	Collin Murray-Boyles vs Ole Miss (02/06/2024)
	9	Collin Murray-Boyles vs Kentucky (01/23/2024)
	9	B.J. Mack at Arkansas (01/20/2024)
	9	Stephen Clark vs Florida A&M (12/30/2023)
ASSISTS	8	Meechie Johnson vs Ole Miss (02/06/2024)
	8	Ta'lon Cooper at Georgia (02/03/2024)
	8	Ta'lon Cooper vs George Washington (12/01/2023)
STEALS	4	Collin Murray-Boyles vs Missouri (01/27/2024)
	3	Ta'lon Cooper at Alabama (01/09/2024)
	3	Meechie Johnson at Clemson (12/06/2023)
	3	B.J. Mack vs VMI (11/13/2023)
	3	Zachary Davis vs USC Upstate (11/06/2023)
BLOCKED SHOTS	4	Collin Murray-Boyles vs Georgia (01/16/2024)
	3	Collin Murray-Boyles vs Kentucky (01/23/2024)
	3	Stephen Clark at East Carolina (12/09/2023)
TURNOVERS	5	Meechie Johnson at Missouri (01/13/2024)
	4	Collin Murray-Boyles at Auburn (02/14/2024)
	4	Meechie Johnson at Alabama (01/09/2024)
	4	B.J. Mack at Alabama (01/09/2024)
	4	B.J. Mack vs DePaul (N) (11/17/2023)
	4	Meechie Johnson vs Virginia Tech (N) (11/10/2023)
	4	Stephen Clark vs USC Upstate (11/06/2023)
FOULS	5	Meechie Johnson vs Georgia (01/16/2024)
	5	Meechie Johnson vs DePaul (N) (11/17/2023)
	5	Benjamin Bosmans-Verdonk vs DePaul (N) (11/17/2023)



2023-24 South Carolina Men's Basketball
Player Highs Analysis
All games

Opponent - Individual Game Highs

POINTS	31		Dalton Knecht at Tennessee (01/30/2024)
	31		Mark Sears at Alabama (01/09/2024)
	26		Allen Flanigan vs Ole Miss (02/06/2024)
	26		Sean Pedulla vs Virginia Tech (N) (11/10/2023)
	24		Chico Carter, Jr. vs DePaul (N) (11/17/2023)
FIELD GOALS MADE	11		Allen Flanigan vs Ole Miss (02/06/2024)
	11		Dalton Knecht at Tennessee (01/30/2024)
	11		Taje' Kelly vs Charleston So. (12/16/2023)
FIELD GOAL ATTEMPTS	24		Dalton Knecht at Tennessee (01/30/2024)
	20		Noah Carter at Missouri (01/13/2024)
FIELD GOAL PERCENTAGE (min 5 made)	.769	(10-13)	Mark Sears at Alabama (01/09/2024)
	.733	(11-15)	Allen Flanigan vs Ole Miss (02/06/2024)
3 PT FG MADE	6		Mark Sears at Alabama (01/09/2024)
	5		Jaylin Williams at Auburn (02/14/2024)
3 PT FG ATTEMPTS	12		Jabri Abdur-Rahim at Georgia (02/03/2024)
	10		Noah Carter at Missouri (01/13/2024)
	10		K.J. Doucet vs Winthrop (12/19/2023)
	10		Hunter Cattoor vs Virginia Tech (N) (11/10/2023)
3 PT FG PERCENTAGE (min 2 made)	1.000	(3-3)	Collin Moore vs Grand Canyon (N) (11/19/2023)
	1.000	(2-2)	Chad Baker-Mazara at Auburn (02/14/2024)
	1.000	(2-2)	Jacoi Hutchinson vs George Washington (12/01/2023)
FREE THROWS MADE	10		Kelton Talford vs Winthrop (12/19/2023)
	9		Silas Demary Jr. vs Georgia (01/16/2024)
	9		Gabe McGlothan vs Grand Canyon (N) (11/19/2023)
	9		Sean Pedulla vs Virginia Tech (N) (11/10/2023)
FREE THROW ATTEMPTS	12		Silas Demary Jr. vs Georgia (01/16/2024)
	11		Kelton Talford vs Winthrop (12/19/2023)
	11		Ezra Ausar at East Carolina (12/09/2023)
	11		Sean Pedulla vs Virginia Tech (N) (11/10/2023)
FREE THROW PERCENTAGE (min 3 made)	1.000	(7-7)	Sean East II vs Missouri (01/27/2024)
	1.000	(5-5)	Mark Sears at Alabama (01/09/2024)
	1.000	(5-5)	Tolu Smith III vs Mississippi St. (01/06/2024)
	1.000	(4-4)	K.D. Johnson at Auburn (02/14/2024)
	1.000	(4-4)	Dylan Cardwell at Auburn (02/14/2024)
	1.000	(4-4)	Jabri Abdur-Rahim at Georgia (02/03/2024)
	1.000	(4-4)	Tramon Mark at Arkansas (01/20/2024)
	1.000	(4-4)	Joseph Girard III at Clemson (12/06/2023)
	1.000	(4-4)	Ray Harrison vs Grand Canyon (N) (11/19/2023)
	1.000	(4-4)	Brennan Watkins vs VMI (11/13/2023)
	1.000	(3-3)	Denver Jones at Auburn (02/14/2024)
	1.000	(3-3)	Noah Thomasson vs Georgia (01/16/2024)
	1.000	(3-3)	A'lahn Sumler vs Charleston So. (12/16/2023)
1.000	(3-3)	Tyran Cook vs VMI (11/13/2023)	
REBOUNDS	12		Ian Schieffelin at Clemson (12/06/2023)
	11		Taeshaud Jackson vs VMI (11/13/2023)
ASSISTS	7		Sean East II vs Missouri (01/27/2024)
	5		Dylan Cardwell at Auburn (02/14/2024)
	5		Brandon Murray vs Ole Miss (02/06/2024)
	5		Justin Hill vs Georgia (01/16/2024)
	5		Jacoi Hutchinson vs George Washington (12/01/2023)
	5		Markus Burton vs Notre Dame (11/28/2023)
	5		Sean Pedulla vs Virginia Tech (N) (11/10/2023)
STEALS	4		Jesus Carralero Martin at Missouri (01/13/2024)
	4		Cameron Matthews vs Mississippi St. (01/06/2024)
	4		Keith Lamar vs Florida A&M (12/30/2023)



South Carolina - Game Highs

POINTS	94		Florida A&M (12/30/2023)
	89		George Washington (12/01/2023)
	82		USC Upstate (11/06/2023)
	79		Kentucky (01/23/2024)
	79		vs Virginia Tech (N) (11/10/2023)
FIELD GOALS MADE	33		George Washington (12/01/2023)
	31		vs Virginia Tech (N) (11/10/2023)
FIELD GOAL ATTEMPTS	71		VMI (11/13/2023)
	68		Winthrop (12/19/2023)
FIELD GOAL PERCENTAGE	.564	(31-55)	vs Virginia Tech (N) (11/10/2023)
	.540	(27-50)	vs Grand Canyon (N) (11/19/2023)
3 PT FG MADE	18		George Washington (12/01/2023)
	12		USC Upstate (11/06/2023)
3 PT FG ATTEMPTS	35		George Washington (12/01/2023)
	30		Elon (12/22/2023)
	30		at Clemson (12/06/2023)
3 PT FG PERCENTAGE	.545	(12-22)	USC Upstate (11/06/2023)
	.514	(18-35)	George Washington (12/01/2023)
FREE THROWS MADE	24		Florida A&M (12/30/2023)
	22		at Auburn (02/14/2024)
FREE THROW ATTEMPTS	34		vs DePaul (N) (11/17/2023)
	32		Georgia (01/16/2024)
FREE THROW PERCENTAGE	1.000	(12-12)	Winthrop (12/19/2023)
	.889	(16-18)	at Missouri (01/13/2024)
	.889	(8-9)	at Alabama (01/09/2024)
REBOUNDS	45		USC Upstate (11/06/2023)
	44		Florida A&M (12/30/2023)
	44		Elon (12/22/2023)
	44		VMI (11/13/2023)
ASSISTS	25		at Georgia (02/03/2024)
	21		Vanderbilt (02/10/2024)
	21		Florida A&M (12/30/2023)
STEALS	10		VMI (11/13/2023)
	8		Missouri (01/27/2024)
	8		at Alabama (01/09/2024)
BLOCKED SHOTS	8		Georgia (01/16/2024)
	6		Kentucky (01/23/2024)
	6		George Washington (12/01/2023)
TURNOVERS	17		at Alabama (01/09/2024)
	17		vs DePaul (N) (11/17/2023)
FOULS	24		Georgia (01/16/2024)
	24		vs Grand Canyon (N) (11/19/2023)
	24		vs DePaul (N) (11/17/2023)



2023-24 South Carolina Men's Basketball
Team High/Low Analysis
All games

Opponent - Game Highs

POINTS	101		at Auburn (02/14/2024)
	77		vs Virginia Tech (N) (11/10/2023)
	74		Georgia (01/16/2024)
	74		at Alabama (01/09/2024)
	72		at Clemson (12/06/2023)
FIELD GOALS MADE	36		at Auburn (02/14/2024)
	28		Ole Miss (02/06/2024)
	28		Charleston So. (12/16/2023)
FIELD GOAL ATTEMPTS	63		Florida A&M (12/30/2023)
	62		Kentucky (01/23/2024)
	62		at Arkansas (01/20/2024)
	62		at Missouri (01/13/2024)
FIELD GOAL PERCENTAGE	.610	(36-59)	at Auburn (02/14/2024)
	.509	(28-55)	Ole Miss (02/06/2024)
3 PT FG MADE	15		at Alabama (01/09/2024)
	12		at Auburn (02/14/2024)
3 PT FG ATTEMPTS	34		at Alabama (01/09/2024)
	28		at Georgia (02/03/2024)
3 PT FG PERCENTAGE	.600	(12-20)	at Auburn (02/14/2024)
	.538	(7-13)	Florida A&M (12/30/2023)
FREE THROWS MADE	25		Georgia (01/16/2024)
	23		Winthrop (12/19/2023)
	23		vs Grand Canyon (N) (11/19/2023)
FREE THROW ATTEMPTS	32		Georgia (01/16/2024)
	29		Winthrop (12/19/2023)
FREE THROW PERCENTAGE	1.000	(9-9)	at Georgia (02/03/2024)
	.895	(17-19)	at Auburn (02/14/2024)
REBOUNDS	45		Georgia (01/16/2024)
	42		at Clemson (12/06/2023)
ASSISTS	22		at Auburn (02/14/2024)
	15		at Alabama (01/09/2024)
	15		George Washington (12/01/2023)
STEALS	11		at Missouri (01/13/2024)
	11		USC Upstate (11/06/2023)
BLOCKED SHOTS	7		Georgia (01/16/2024)
	7		Charleston So. (12/16/2023)
	7		at Clemson (12/06/2023)
TURNOVERS	16		VMI (11/13/2023)
	15		at Alabama (01/09/2024)
	15		Elon (12/22/2023)
FOULS	26		vs DePaul (N) (11/17/2023)
	23		Mississippi St. (01/06/2024)



South Carolina - Game Lows

POINTS	47		at Alabama (01/09/2024)
	61		at Auburn (02/14/2024)
	63		at Tennessee (01/30/2024)
	65		Notre Dame (11/28/2023)
	67		at Clemson (12/06/2023)
FIELD GOALS MADE	17		at Alabama (01/09/2024)
	18		at Auburn (02/14/2024)
FIELD GOAL ATTEMPTS	48		at East Carolina (12/09/2023)
	50		Notre Dame (11/28/2023)
	50		vs Grand Canyon (N) (11/19/2023)
FIELD GOAL PERCENTAGE	.309	(17-55)	at Alabama (01/09/2024)
	.339	(19-56)	at Tennessee (01/30/2024)
3 PT FG MADE	3		at Auburn (02/14/2024)
	5		at Alabama (01/09/2024)
	5		vs DePaul (N) (11/17/2023)
3 PT FG ATTEMPTS	15		at Auburn (02/14/2024)
	17		vs Grand Canyon (N) (11/19/2023)
3 PT FG PERCENTAGE	.200	(5-25)	at Alabama (01/09/2024)
	.200	(3-15)	at Auburn (02/14/2024)
FREE THROWS MADE	3		Ole Miss (02/06/2024)
	5		George Washington (12/01/2023)
FREE THROW ATTEMPTS	7		Ole Miss (02/06/2024)
	7		George Washington (12/01/2023)
FREE THROW PERCENTAGE	.429	(3-7)	Ole Miss (02/06/2024)
	.531	(17-32)	Georgia (01/16/2024)
REBOUNDS	23		vs Grand Canyon (N) (11/19/2023)
	28		Missouri (01/27/2024)
ASSISTS	5		at Auburn (02/14/2024)
	8		at Alabama (01/09/2024)
STEALS	1		at Arkansas (01/20/2024)
	2		Vanderbilt (02/10/2024)
	2		Georgia (01/16/2024)
	2		at Missouri (01/13/2024)
	2		at East Carolina (12/09/2023)
	2		vs Virginia Tech (N) (11/10/2023)
BLOCKED SHOTS	0		at Georgia (02/03/2024)
	0		at Tennessee (01/30/2024)
	0		at Missouri (01/13/2024)
	0		Charleston So. (12/16/2023)
TURNOVERS	3		George Washington (12/01/2023)
	6		Charleston So. (12/16/2023)
FOULS	7		Charleston So. (12/16/2023)
	9		Florida A&M (12/30/2023)
	9		George Washington (12/01/2023)



2023-24 South Carolina Men's Basketball
Team High/Low Analysis
All games

Opponent - Game Lows

POINTS	43		Elon (12/22/2023)
	53		Notre Dame (11/28/2023)
	53		USC Upstate (11/06/2023)
	59		at Tennessee (01/30/2024)
	60		Vanderbilt (02/10/2024)
FIELD GOALS MADE	16		Elon (12/22/2023)
	16		Winthrop (12/19/2023)
FIELD GOAL ATTEMPTS	47		Winthrop (12/19/2023)
	50		Elon (12/22/2023)
FIELD GOAL PERCENTAGE	.320	(16-50)	Elon (12/22/2023)
	.327	(17-52)	Notre Dame (11/28/2023)
3 PT FG MADE	2		Missouri (01/27/2024)
	2		Elon (12/22/2023)
3 PT FG ATTEMPTS	8		Missouri (01/27/2024)
	10		Ole Miss (02/06/2024)
3 PT FG PERCENTAGE	.143	(2-14)	Elon (12/22/2023)
	.227	(5-22)	at Missouri (01/13/2024)
FREE THROWS MADE	3		Vanderbilt (02/10/2024)
	5		Ole Miss (02/06/2024)
	5		Florida A&M (12/30/2023)
FREE THROW ATTEMPTS	7		Ole Miss (02/06/2024)
	8		Charleston So. (12/16/2023)
	8		George Washington (12/01/2023)
FREE THROW PERCENTAGE	.300	(3-10)	Vanderbilt (02/10/2024)
	.500	(7-14)	USC Upstate (11/06/2023)
	.500	(5-10)	Florida A&M (12/30/2023)
REBOUNDS	23		vs Virginia Tech (N) (11/10/2023)
	26		Vanderbilt (02/10/2024)
	26		Mississippi St. (01/06/2024)
	26		Charleston So. (12/16/2023)
ASSISTS	7		Kentucky (01/23/2024)
	7		vs Grand Canyon (N) (11/19/2023)
STEALS	2		Notre Dame (11/28/2023)
	3		George Washington (12/01/2023)
	3		vs Grand Canyon (N) (11/19/2023)
BLOCKED SHOTS	1		Vanderbilt (02/10/2024)
	1		vs Grand Canyon (N) (11/19/2023)
	1		vs Virginia Tech (N) (11/10/2023)
TURNOVERS	5		at Arkansas (01/20/2024)
	5		Charleston So. (12/16/2023)
	5		vs Virginia Tech (N) (11/10/2023)
FOULS	9		George Washington (12/01/2023)
	11		Charleston So. (12/16/2023)



#0 EBRIMA DIBBA



#1 JACOBI WRIGHT



#2 B.J. MACK



#4 STEPHEN CLARK



#5 MEECHIE JOHNSON



#10 MYLES STUTE



#12 ZACHARY DAVIS



#13 AUSTIN HERRO



#14 ELI SPARKMAN



#15 MORRIS UGUSUK



#20 DANNY GRAJZL



#21 ARDEN CONYERS



#30 COLLIN MURRAY-BOYLES



#31 BENJAMIN BOSMANS-VERDONK



#33 JOSH GRAY




#55 TA'LON COOPER



LAMONT PARIS



TIM BUCKLEY



TANNER BRONSON



EDDIE SHANNON