

<< 2023-24 SOUTH CAROLINA MEN'S BASKETBALL >>

2023-24 SCHEDULE

OVERALL: 19-3 | SEC: 7-2

HOME: 11-1 | AWAY: 5-2 | NEUTRAL: 3-0 | NET: 38

NOVEMBER

1	-/-	Wofford (exhibition)	W, 60-57
6	-/-	USC Upstate	W, 82-59
10	-/-	vs. Virginia Tech *	W, 79-77
13	-/-	VMI % (unbracketed game)	W, 74-64
17	-/-	vs. DePaul %	W, 73-68
19	-/-	vs. Grand Canyon %	W, 75-68
28	-/-	Notre Dame \$	W, 65-53

DECEMBER

1	-/-	George Washington	W, 89-67
6	#24/20	at Clemson	L, 67-72
9	-/-	at East Carolina	W, 68-62
16	-/-	Charleston Southern	W, 73-69
19	-/-	Winthrop	W, 72-62
22	-/-	Elon	W, 70-43
30	-/-	Florida A&M	W, 94-62

JANUARY

6	-/-	Mississippi State*	W, 68-62
9	-/-	at Alabama*	L, 47-74
13	-/-	at Missouri*	W, 71-69 (OT)
16	-/-	Georgia*	L, 69-74
20	-/-	at Arkansas*	W, 77-64
23	#6/6	Kentucky*	W, 79-62
27	-/-	Missouri*	W, 72-64
30	#5/5	at Tennessee*	W, 63-59

FEBRUARY

3	-/-	at Georgia*	W, 72-62
6	-/-	Ole Miss*	6:30 p.m., SECN
10	-/-	Vanderbilt*	1 p.m., SECN
14	#12/11	at Auburn*	8:30 p.m., SECN
17	-/-	LSU*	3:30 p.m., SECN
24	-/-	at Ole Miss*	3:30 p.m., SECN
28	-/-	at Texas A&M*	8:30 p.m., SECN

MARCH

2	-/-	Florida*	1 p.m. • SECN
6	#6/6	Tennessee*	7 p.m. • ESPN2
9	-/-	at Mississippi State	2:30 p.m. • SECN
13-17	-/-	SEC Tournament &	TBA
21-22	-/-	NCAA Tournament First Round =	TBA
22-23	-/-	NCAA Tournament Second Round =	TBA
28-29	-/-	Regional Semifinal - Sweet 16 #	TBA
30-31	-/-	Regional Final - Elite 8 #	TBA

APRIL

6-8	-/-	Final Four /	TBA
-----	-----	--------------	-----

All home games in **bold** | All times listed Eastern | **SECN+** - SEC Network + | **SECN** - SEC Network | **CBSN** - CBS Sports Network | * indicates SEC contest | ^ - Hall of Fame Series (Charlotte, N.C.) | % - Arizona Tipoff (Glendale, Ariz.) | \$ - ACC/SEC Challenge I & - SEC Tournament (Nashville, Tenn.) | = - NCAA Tournament First and Second Rounds (various sites) | # - NCAA Regionals (various sites) | / - Final Four (Phoenix, Ariz.) | **rankings listed are at time of game

PROBABLE GAMECOCK STARTERS

#	Name	Ht.	Wt.	Cl.	Hometown	PPG	RPG	APG	Misc.
55	Ta'Lon Cooper	6-4	200	Gr.	Roebuck, S.C.	10.3	4.4	4.4*	71 pts (14.2 ppg) last 5 games, the best scoring stretch of career
5	Meechie Johnson	6-2	184	Jr.	Cleveland, Ohio	14.9*	4.2	2.7	Career-best 6 20-pt games this season; 6 ast & 0 TOs at #5 Tenn.
12	Zachary Davis	6-6	209	Jr.	Orangeburg, S.C.	4.8	3.6	1.0	First start at Arkansas (Jan. 20) and had 12 points (5-of-8 FGs)
30	Collin-Murray Boyles	6-7	231	Fr.	Columbia, S.C.	7.1	4.1	1.9	Four-star freshman; team high 16 pts in win at UGA (Feb. 3)
2	B.J. Mack	6-8	260	Gr.	Charlotte, N.C.	13.8	5.1*	1.3	Four 20-point games and team is 4-0 in those contests

* indicates team leader



19-3, 7-2 SEC
#15/20 SOUTH CAROLINA

vs.



18-4, 5-4 SEC
Ole Miss

TIPOFF NOTABLES

> **A New Chapter** of Gamecock Men's Basketball is underway with second-year head coach Lamont Paris this season. Paris, who has been a part of nine NCAA Division I Tournaments and 17 twenty-win seasons as a college head and assistant coach, was named the University of South Carolina's 33rd head coach by Director of Athletics Ray Tanner on Thursday, March 24, 2022.

> This year's team features a crop of four experienced transfers in Stephen Clark (The Citadel), Ta'Lon Cooper (Minnesota), B.J. Mack (Wofford) and Myles Stute (Vanderbilt). Zachary Davis, Josh Gray, Meechie Johnson and Jacobi Wright all return as Carolina will have an experienced group on the hardwood this season. The team's four transfers have played 430 combined career games.

ASSOCIATE DIRECTOR

COMMUNICATIONS & PUBLIC RELATIONS:

MICHAEL DeBATES // MDEBATES@MAILBOX.SC.EDU

CELL: 712-348-5863 // X: @MDEBATES

CAROLINA MEN'S BASKETBALL ON SOCIAL MEDIA:

#GAMECOCKS // #FOREVERTOTHEE

X AND INSTAGRAM: @GAMECOCKMBB

FACEBOOK: /GAMECOCKMBB

ON THE WEB: GAMECOCKSONLINE.COM

GAME 23

VENUE: Colonial Life Arena

BROADCAST: SEC Network

PLAY-BY-PLAY: Roy Philpott

ANALYST: Jimmy Dykes

RADIO: Gamecock Radio Network

IN COLUMBIA: 107.5 The Game

PLAY-BY-PLAY: Derek Scott

ANALYST: Casey Manning

SIRIUSXM: 162 or 190 | **SXM APP:** 961

WATCH: espn.com/watch

LIVE STATS: GamecocksOnline.com

SERIES: Rebels lead, 25-22

IN COLUMBIA: Gamecocks lead, 12-4

SERIES TREND: The Rebels have won

five of the last seven games dating back to Feb. 5, 2020.

LAST MEETING: 67-61 Rebel win in the opening round of the SEC Tournament in Nashville on March 8, 2023.

NUMBERS OF NOTE

13 - The Gamecocks are one of **13** teams in the country with multiple top-10 victories this season.

3 - Carolina is one of only **3** teams in the nation with a top-5 road win this season (Arizona & James Madison back in November the others on the list).

18 - Carolina has held **18** opponents below 70 points this season, which leads the SEC.

6th - Ta'Lon Cooper is **6th** in the country (2nd in SEC) in assist-to-turnover ratio thru 22 games this season (only happened once last season in 2022-23 and that was at Missouri).

50.0% - The Gamecocks have shot **50.0 percent** or higher in six of the team's 22 games this season (only happened once last season in 2022-23 and that was at Missouri).


44.8% - The team's **44.8%** 2-point FG% defense via KenPom is 24th nationally (third in SEC behind only Auburn & Tennessee). Last year, Carolina was 320th (53.7%) in 2-point FG% defense.

13-1 - The Gamecocks **13-1** start to the season was the sixth **13-1** start or better in program history: 1933-34, 1944-45, 1969-70, 2003-04, 2015-16 and 2023-24).

COMING UP NEXT

> Carolina remains home and host Vanderbilt (6-15, 1-7 SEC) on Saturday. Richard Cross (ppp) and Pat Bradley (analyst) have the call for the 1 p.m. (ET) tip on SEC Network.

0



Ebrima Dibba *Ee-BRIME-uh DIB-ah*
 RSR. - G - 6-5 - 214 - BREDÅNG, SWEDEN // COASTAL CAROLINA

	MIN	PTS	REB	AST	FG%	3FG%	FT%
23-24	2.8	0.0	0.0	1.0	0.0	0.0	-
Career	31.9	8.1	4.7	5.1	44.9	32.2	79.0

Career Highs: 19 points, 10 rebounds, 12 assists, 6 steals

- Back after missing the entire 2022-23 season with an Achilles injury suffered in summer workouts in June of 2022
- Played in 90 career games at Coastal Carolina (2018-22)
- Averaged 8.2 points, 5.2 assists and 4.8 rebounds per game over his four seasons as a Chant
- Standout student and was named to President's List (4.0 GPA) while at Coastal in 2021

1




Jacobi Wright
 JR. - G - 6-2 - 182 - FORT MILL, S.C. // LEGACY EARLY COLLEGE

	MIN	PTS	REB	AST	FG%	3FG%	FT%
23-24	23.0	6.5	1.9	1.9	37.5	29.3	80.6
Career	22.7	5.7	1.9	1.8	37.1	30.9	75.2

Career Highs: 18 points, 6 rebounds, 6 assists, 2 steals, 1 block

- 14 pts in 27 min off bench in win over #6 Kentucky (Jan. 23) ; was 4-of-6 from behind the arc
- Made the game-winning shot with 13 seconds left in OT at Mizzou (Jan. 13) ; finished with 11 points
- Also made late crucial buckets in wins over VT (Nov. 10) and Grand Canyon (Nov. 19)
- Team is 6-0 when he scores 10 or more this season
- Became key contributor in sophomore campaign in 2022-23, playing in 32 games with 15 starts including the final nine games of the season
- Averaged 7.3 pts, 2.1 reb and 1.8 ast per game ; scored in double figures 9 times ; scored 18 points at LSU (2/18/23) and 17 points at Ole Miss (2/11/23), leading team to pair of road wins last season in SEC play

2




B.J. Mack
 GR. - F - 6-8 - 260 - CHARLOTTE, N.C. // WOFFORD

	MIN	PTS	REB	AST	FG%	3FG%	FT%
23-24	25.1	13.8	5.1	1.3	41.2	30.3	77.2
Career	23.7	12.2	4.6	1.3	48.4	34.6	80.8

Career Highs: 28 points, 13 rebounds*, 6 assists, 3 steals, 2 blocks

- Led team to wire-2-wire win at Arkansas (Jan. 20) ; had 19 pts, 9 reb, 3 ast and was 3-of-4 from 3
- Has a four 20 point games with season-high 27 (21 in second half) against Grand Canyon (Nov. 19) in Arizona Tip-Off title game ; had 21 in each game vs. Mizzou ; team 4-0 when he scores 20+
- In 85 games played (69 starts) in three seasons at Wofford (2020-23), averaged 14.1 points, 5.2 rebounds and 1.5 assists per game
- Started all 32 games in 2022-23 and averaged 16.6 points, 5.6 rebounds and 1.4 assists
- Started all 32 games again in 2021-22, averaging 16.5 points, 6.1 rebounds and 2.2 assists

4




Stephen Clark
 GR. - F - 6-8 - 208 - CHARLOTTE, N.C. // THE CITADEL

	MIN	PTS	REB	BLK	FG%	3FG%	FT%
23-24	11.3	2.6	2.3	0.7	48.8	33.3	57.1
Career	25.0	8.4	4.6	1.6	52.0	23.1	60.7

Career Highs: 28 points, 15 rebounds, 8 assists, 6 blocks, 4 steals

- Pulled down season-high nine rebounds in win over Florida A&M (Dec. 30)
- Had 10 points and five rebounds at No. 20/24 Clemson (Dec. 6), his first double-figure game at SC
- Played in 109 games, making 88 starts in four seasons at The Citadel (2019-23) ; had 48 career games in double figures
- Averaged 9.5 points, 5.1 rebounds, 2.6 assists and 1.8 blocks per game ; scored 1,038 career points for the Bulldogs ; shot 52.1 percent from the field for his career (428-of-821) ; had the best season of his career as a senior in 2022-23, averaging 16.3 ppg, 6.5 rpg, 2.8 apg and 1.8 bpg

5




Meechie Johnson
 JR. - G - 6-2 - 184 - CLEVELAND, OHIO // OHIO STATE

	MIN	PTS	REB	AST	FG%	3FG%	FT%
23-24	28.8	14.9	4.2	2.7	41.2	35.2	82.1
Career	23.0	8.8	2.6	2.1	37.0	33.8	76.8

Career Highs: 29 points*, 8 assists, 8 rebounds*, 4 steals, 1 block

- Has posted career highs in FG percentage (41.2%), 3FG percentage (35.2%) & FT percentage (82.1%) this season
- Scored 20+ on six occasions this season, a career best mark ; had 24 in SEC opener against Miss. State (Jan. 6) and earned SEC POTW for the first time in his career ; first POTW honor by a Gamecock since Jair Bolden (12/23/19)
- Team is 8-2 the last two seasons in games when he scores 20 or more points
- Career-high 29 points on 9-of-15 shooting in ACC/SEC Challenge win over Notre Dame (Nov. 28)
- Played in 30 games, making 29 starts in first season on campus in 2022-23 ; was team's second leading scorer, averaging 12.7 points per game ; led the Gamecocks averaging 3.6 assists per contest (8th in SEC)
- Only player on the team to start all 18 SEC games and led the team in scoring (13.7 ppg) and assists (3.5 apg)

10




Myles Stute *STEW-tee*
 JR. - G - 6-6 - 209 - WASHINGTON, D.C. // VANDERBILT

	MIN	PTS	REB	AST	FG%	3FG%	FT%
23-24	25.1	9.5	3.6	1.1	43.2	40.0	67.7
Career	23.0	7.7	3.7	0.6	39.0	38.2	69.4

Career Highs: 22 points, 11 rebounds, 3 assists*, 4 steals, 2 blocks

- Missed three games with left shoulder strain ; returned at #5 Tenn. (Jan. 30) and had 13 points off bench
- Team 12-0 in games when he scores 10+ this season ; had 21 and made five 3s in win vs. VT (Nov. 10)
- Played in 91 games in three seasons at Vanderbilt (2020-23), making 59 starts ; averaged 7.4 points and 3.7 rebounds per game in 22.6 minutes per contest
- Logged the best season of his career to date in 2022-23, averaging 8.4 points and 4.6 rebounds in 34 games (26 starts) ; his 74 made 3s were T-6th most in the league with Kentucky's Antonio Reeves
- Was 78-of-183 from deep as a junior in 2021-22, leading the SEC in 3-point field goal percentage ; averaged 8.3 points and 3.7 rebounds and tied the single-season school record for games played at 36

12




Zachary Davis
 SO. - G - 6-7 - 194 - ORANGEBURG, S.C. // DENMARK-OLAR

	MIN	PTS	REB	AST	FG%	3FG%	FT%
23-24	21.3	4.8	3.6	1.0	40.9	27.7	64.7
Career	17.0	3.3	2.8	0.9	39.8	23.2	65.5

Career Highs: 13 points, 8 rebounds*, 3 steals*, 2 assists, 2 blocks

- Long, lengthy guard who has developed into one of the team's best defenders
- Scored 12 points and had four rebounds in first start of season (3rd career) at Arkansas (Jan. 20)
- nine points and four rebounds to lead bench players in win vs. Miss. State (Jan. 6)
- Scored nine points and had six rebounds vs. FAMU (Dec. 30) ; led team with eight rebounds and three steals in season-opening 82-53 win over USC Upstate (Nov. 6)
- Had career high 13 points in first SEC start last season vs. Texas A&M (1/14/23)
- Appeared in 30 games making a pair of starts in 2022-23 ; averaged 2.2 ppg and 2.2 rpg

14




Eli Sparkman
 SO. - G - 6-0 - 160 - CLEVELAND, TENN. // BAYLOR SCHOOL

	MIN	PTS	REB	AST	FG%	3FG%	FT%
23-24	5.3	1.0	1.0	0.0	20.0	0.0	100
Career	6.0	1.3	0.8	0.2	40.0	41.7	100

Career Highs: 6 points, 3 rebounds*, 1 assist, 1 steal

- Joined the Gamecocks as a walk-on prior to the start of the academic year in 2022-23
- Appeared in 12 games (eight in SEC play) off the bench, averaging 1.4 points in 6.2 minutes per game ; 15 of his 17 points came from behind the arc ; also logged three assists and three steals
- Made a 3-pointer in four of the team's final five games of the season
- Played season-high 11 minutes at Mississippi State (Feb. 28) and knocked down a pair of 3s for a season-high six points

15




Morris Ugusuk *OOO-Gah-suk*
 FR. - G - 6-4 - 160 - HELSINKI, FINLAND // DRIVE BASKETBALL ACADEMY

	MIN	PTS	REB	AST	FG%	3FG%	FT%
23-24	12.4	2.9	0.9	0.7	33.9	31.0	77.8

Season Highs: 11 points*, 5 assists*, 3 rebounds*, 2 steals*, 1 block*

- Talented first-year player who expects to play a big role off the bench this season
- Had 10 points off the bench in 72-64 win vs. Mizzou (Jan. 27) ; was 2-for-2 from 3 in game
- Career-high 11 points vs. FAMU (Dec. 30) ; hit trio of 3s in first career game with 10+ points
- Led team with career-high five assists and no turnovers in win over Charleston Southern (Dec. 16)
- Averaged 17.2 points, 5.3 assists, 4.3 rebounds and 2.2 steals per game for Drive Basketball Academy
- Represented his home country at the 2022 FIBA U18 European Championship ; averaged 9.1 points, 3.1 rebounds, 2.9 assists and 1.7 steals per game in the tournament ; was efficient as he played just 19.7 minutes per game in seven appearances helping Finland to a third-place finish

30




Collin Murray-Boyles
 FR. - F - 6-7 - 231 - COLUMBIA, S.C. // WASATCH ACADEMY (UTAH)

	MIN	PTS	REB	BLK	FG%	3FG%	FT%
23-24	18.4	7.1	4.1	0.7	53.8	0.0	59.6

Season Highs: 17 points*, 9 rebounds*, 4 blocks*, 5 assists*, 4 steals*

- Was sidelined with mono but returned to full-practice Nov. 29 and made season debut vs. GW (Dec. 1)
- Had team-high 16 points (7-of-9 FGs) in road win at UGA (Feb. 3) ; has made 7 starts, all in SEC play
- Started at Arkansas (Jan. 20) and had 11 points, four rebounds and two assists (first SEC game with 10+ pts)
- Career-high 17 points in just 14 minutes vs. FAMU (Dec. 30) ; hit 5-of-6 FGs and 7-of-8 FTs in the win
- Consensus four-star recruit and top player in the state, ranked No. 64 in final ESPN Top-100
- Played his senior year at Wasatch Academy, which is a part of the newly formed National Interscholastic Basketball Conference (NIBC), led the team averaging 15.0 ppg, 8.8 rpg, 2.1 apg, 1.8 bpg and 1.0 spg
- 2022 4A Player of the Year in South Carolina after averaging 18.3 points 11.4 rebounds per game at AC Flora

31




Benjamin Bosmans-Verdonk *BOSE-mans-ver-DONK*
 RSR. - F - 6-9 - 238 - LOMMEL, BELGIUM // ILLINOIS

	MIN	PTS	REB	BLK	FG%	3FG%	FT%
23-24	10.5	2.8	3.3	0.2	60.7	-	66.7
Career	10.1	1.8	2.4	0.1	45.5	0.0	53.3

Career Highs: 10 points*, 10 rebounds, 6 assists, 2 block, 2 steals

- Had career high 10 points in win over FAMU (Dec. 30) ; first career game in double figures
- Appeared in 31 games, making 14 starts in first season in Garnet & Black in 2022-23 ; averaged 1.9 points, 3.1 rebounds and 1.1 assists per game
- Had eight points, seven rebounds, four assists and two steals vs. USC Upstate (11/25/22) in the 2022 season opener
- Second year law school student and one of only law school students in NCAA Division I men's hoops

33



Josh Gray
 SR. - F - 7-0 - 265 - BROOKLYN, N.Y. // LSU

	MIN	PTS	REB	BLK	FG%	3FG%	FT%
23-24	7.7	3.4	2.8	0.4	58.1	-	48.3
Career	11.6	3.3	4.1	0.6	52.8	0.0	43.4

Career Highs: 20 points, 14 rebounds, 3 blocks, 2 assists, 2 steals

- Has come on as of late and had best game of season with 15 pts & 8 reb in road win at UGA (Feb. 3)
- Played in all 32 games on 2022-23, making 15 starts (all in SEC play) ; averaged 4.3 points and 6.3 rebounds (led the team) in 16.8 minutes per game ; his 27 blocks (0.8 per game average), 22 dunks and 51.2 field goal percentage (44-of-86) also led the team ; averaged 5.8 points and 7.9 rebounds per game in SEC play
- Logged double-digit rebounds on eight different occasions, seven of which came in conference action ; scored in double-figures a career-best three times
- Had best game of his career with 20 points and 14 rebounds vs. Arkansas (Feb. 4)

55



Ta'Lon Cooper *TUH-Ion*
 GR. - G - 6-4 - 200 - ROEBUCK, S.C. // MINNESOTA

	MIN	PTS	REB	AST	FG%	3FG%	FT%
23-24	33.3	10.3	4.4	4.4	51.9	47.4	75.6
Career	31.3	8.8	3.6	4.7	42.7	38.7	67.3

Career Highs: 20 points*, 11 rebounds, 12 assists, 5 steals, 4 blocks

- 1,305 career points ; third in SEC in assists per game (4.4) and ranks 6th nationally in assist-to-turnover ratio (3.56:1) with 96 assists and just 27 turnovers on the year ; has a pair of 7 assists, 0 turnover games ; one of 12 players in the country with 600+ career assists
- Currently on best 5-game scoring stretch of career (71 pts) ; led team with 18 pts at #5 Tenn. (Jan. 30)
- Matched career-high with 20 points in win vs. #6 Kentucky (Jan. 23) ; also had 5 reb, 5 ast and no TOs
- Spent the 2022-23 season at Minnesota after three years at Morehead State ; served as team captain starting all 30 games for the Gophers ; averaged 9.9 points (third on team) and 6.3 assists per game (led team) ; his 196 assists were 12th in the country and his assist per game average was seventh nationally

STAT COMPARISON

	CAROLINA	OLE MISS	NCAA Rank
Record	19-3	18-4	7/16
Conference Record	7-2	5-4	-
Current Streak	W5	L1	-
Scoring Avg.	72.7	76.9	221/107
Opponent Scoring Avg.	64.1	71.6	17/173
Scoring Margin	+8.6	+5.3	67/121
Field Goal %	44.0	45.7	226/122
Opponent Field Goal %	40.8	42.6	45/127
3-Point Field Goal %	34.6	38.7	151/13
Opponent 3-Point Field Goal %	32.2	32.6	108/140
3-Point Field Goals Made PG	8.5	7.8	81/148
3-Point Field Goal Attempts PG	24.7	20.1	64/254
Free Throw %	72.2	75.0	145/53
Opponent Free Throw %	72.8	71.0	-
Rebounding Avg.	36.5	34.3	134/258
Opponent Rebounding Avg.	32.1	37.2	-
Rebounding Margin	+4.4	-2.9	62/303
Turnovers Avg.	10.5	10.2	59/44
Opponent Turnover Avg.	10.3	13.2	315/91
Assists Avg.	15.5	15.9	60/39
Blocks Avg.	3.1	6.1	214/6
Steals Avg.	4.9	8.6	328/35

NCAA stats games through games played Feb. 4

INTERVIEW POLICIES

All interview requests must be made in advance to Associate Director Michael DeBates in the South Carolina Athletics Communications and Public Relations Office.

Post-Game Interview Policy: After each home game, the South Carolina student-athletes will address the media first, then head coach Lamont Paris. Visiting team press conferences may be conducted via Zoom. Each team will provide a link to its own press conference. There may be exceptions in which the visiting head coach will come to the media room for an in-person press conference. (Depending on deadline, this may be altered on a game-by-game basis).

Road Interview Policy: Interviews with coach Paris and Gamecock student-athletes while on the road will be scheduled according to the home/event post-game media procedure (non-conference play).

All interviews are to be coordinated through the Communications and Public Relations Office. This allows the staff to arrange the interview when it best suits the student-athlete's and the reporter's schedules. Please contact the Communications and Public Relations Office in advance to make your interview requests. Media are not permitted to contact student-athletes on their own at any time.

All interviews will take place at the designated media interview site for that day as listed in the weekly availability schedule.

Dormitory, apartment and cell phone numbers for student-athletes will not be provided to the media. Should you need to conduct a telephone interview with a student-athlete, a call will be placed to you from the student-athlete at a mutually agreeable time.

SOUTH CAROLINA MEDIA RELATIONS

Michael DeBates, primary contact
Associate Director
cell: 712-348-5863
e-mail: mdebates@mailbox.sc.edu
X: @mdebates

SOUTH CAROLINA MEN'S BASKETBALL ONLINE

Website: www.GamecocksOnline.com/sports/mens-basketball
Facebook: www.Facebook.com/GamecockMBB
X: @GamecockMBB
Instagram: @GamecockMB

NOTABLE NUMBERS

41.2%

> Thru the first nine games this season, South Carolina was No. 33 in the country in 3-point FG percentage at 38.6%. After shooting just 26.5% from 3 the team's first four SEC games, the Gamecocks have finally got back on track from deep, going 47-of-117 (40.2%) from 3 the last five games.

7

> Lamont Paris was a part of the Wisconsin coaching staff that made seven straight appearances in the NCAA Tournament. Included in that stretch was a National Championship Game appearance (2015), Final Four (2014) and four Sweet 16s (2011-12, 2016-17).

17

> The Gamecocks 17-point win over No. 6 Kentucky (Jan. 23) was the program's largest ever over a top-10 opponent. The previous high was 14 against N.C. State (75-61 on 12/12/56) and 14 over Cincinnati (97-83 on 2/15/97).

100 WINS

> Paris picked up his 100th career victory with the team's 79-77 win over Virginia Tech (Nov. 10). It was also his first career win over Mike Young as the two faced off multiple times in the SoCon while at Chattanooga and Wofford.

A SOUTH CAROLINA WIN WOULD ...

- Give head coach Lamont Paris his 20th win this season, the most by a second-year head coach in program history surpassing George Felton, who won 19 games in his second season in 1987-88.
- Be the team's sixth straight SEC win which hasn't happened since the team won 11-straight games during the 1996-97 SEC slate.
- Give the team a nine win improvement from last season, which would be T-3rd best, single-season turnaround in program history based off win totals (9 win improvement from 94-95 to 95-96).

BACK IN THE POLLS

>South Carolina reentered the top-25 of the Associated Press and USA TODAY Coaches Poll on Monday, Feb. 5 for the first time since February of 2017. The Gamecocks are ranked No. 15 in the AP Poll and No. 20 in the Coaches Poll. The No. 15 rating in the AP Poll is the highest ranking for Carolina since being ranked No. 14 in the final AP Poll of the 1997-98 season. The last time the Gamecocks were ranked in the regular season top-25 was Week 15 (Feb. 13, 2017) during the 2016-17 Final Four season. Carolina was 20-5 and ranked No. 21 in the AP Poll and No. 19 in the Coaches Poll.

PURE. TEAM. BASKETBALL.

>The Gamecocks had a season-high 25 assists on 29 made field goals in a double-digit road win at Georgia on Saturday. Carolina trailed by 10 in the first half and clawed back to make it a 2-point game at halftime. The Gamecocks ramped up the defense in second half and held the Bulldogs to just 22 points and 29.2 percent shooting (7-of-24) in the second half. Collin Murray-Boyles (16) and Josh Gray (15) combined for 31 points, 15 rebounds and five dunks as the Gamecocks dominated inside, holding a 40-24 points in the paint edge.

COCKY TOP

>The Gamecocks rocked the college basketball world yet again with a 63-59 victory at No. 5/5 Tennessee on Tuesday (Jan. 30). Carolina, the SEC's top scoring defense, was stout as the Gamecocks led for 30 minutes in front of a crowd of 20,667 at Food City Center. Ta'Lon Cooper led the way with 18 points, knocking down four of his five shots from behind the arc. Myles Stute returned after missing three games and scored 13 points off the bench. It was Carolina's first win at Rocky Top since January of 2017 and snapped a five-game losing streak to the Vols. It marked the team's second win over an AP Top-10 team in three games, marking the first time the Gamecocks have beat two top-10 opponents in a three-game stretch since 1968.

It was also the team's first road win over a top-five opponent since defeating No. 3 Kentucky, 72-66, on March 2 1997 at Rupp Arena.

DON'T LET ME DOWN

>There was no let down after the team's big win over No. 6/6 Kentucky on Saturday (Jan. 27) as South Carolina led for 35 minutes in a 72-64 victory over a scrappy Missouri team. It marked the first SEC sweep of an opponent under head coach Lamont Paris. It also marked the ninth 5-2 or better start in SEC play since the team joined the league in 1991-92. B.J. Mack had 21 points (15 in the first half) and Jacobi Wright (11) and Morris Ugusuk (10) each scored in double figures off the bench. Carolina is 4-0 when Mack scores 20 or more this season and 6-0 when Wright scores 10 or more off the bench. The team had 10 3s and has made double-digit 3s now in two-straight SEC games.

LET'S MAKE HISTORY, SHALL WE?

>South Carolina routed No. 6/6 Kentucky at home, 79-62, in front of a sellout crowd at CLA on Tuesday (Jan. 23) last week. The Gamecocks opened an 8-point lead at halftime and never looked back. The 17-point win was the largest ever over a top-10 opponent in program history. It was also the team's highest ranked win since defeating the top-ranked Wildcats on Jan. 26, 2010 and the first top-25 win for Lamont Paris in his seven seasons as a head coach. Ta'Lon Cooper led all scorers, matching a career high with 20 points (also had five assists and no turnovers). Meechie Johnson (14) and Jacobi Wright (14) also scored in double figures for Carolina, who knocked down 11 3s in the game. The team had 20 assists again for the second straight SEC game. It marked the first time the Gamecocks had 20 or more assists in consecutive games since 2014.

SHARING THE SUGAR

>The Gamecocks were efficient and effective on both ends of the floor in a 77-64 triumph at Arkansas last Saturday (Jan. 20). Carolina never

CAROLINA BENCH PRODUCTION

GAME	SC-OPP	DIFF.	SC HIGH BENCH SCORER
USC Upstate	25-13	+12	J. Wright, 9
vs. Virginia Tech	14-17	-3	J. Wright, 12
VMI	20-23	-3	J. Wright, 9
vs. DePaul	27-16	+11	Z. Davis, 10
vs. Grand Canyon	19-4	+15	J. Wright, 10
Notre Dame	9-7	+2	J. Wright, 7
George Washington	20-29	-9	M. Ugusuk, 6
at #24/20 Clemson	12-9	+3	Z. Davis, C. Murray-Boyles, 5
at East Carolina	15-6	+9	Z. Davis, 9
Charleston Southern	24-6	+18	C. Murray-Boyles, 7
Winthrop	17-8	+9	J. Wright, 7
Elon	17-11	+6	C. Murray-Boyles, 10
Florida A&M	52-24	+28	C. Murray-Boyles, 17
Miss. State	20-30	-10	Z. Davis, 9
at Alabama	14-18	-4	Z. Davis, C. Murray-Boyles, 4
at Mizzou	18-14	+4	J. Wright, 11
Georgia	13-32	-19	J. Wright, 7
at Arkansas	17-22	-5	J. Gray, 6
#6/6 Kentucky	26-24	+2	J. Wright, 14
Mizzou	26-15	+11	J. Wright, 11
at #5/5 Tennessee	22-8	+14	M. Stute, 13
at Georgia	20-15	+15	J. Gray, 15
Ole Miss			
Vanderbilt			
at #16/16 Auburn			
LSU			
at Ole Miss			
at A&M			
Florida			
#5/5 Tennessee			
at Miss. State			

CAROLINA SPECIALTY STATS

(PP) points in paint; (OT) points off turnovers; (2nd) second chance points; (FB) fast break points

(South Carolina-Opponent)

GAME	PP	OT	2ND	FB
USC Upstate	34-30	11-15	12-6	12-15
vs. Virginia Tech	36-36	7-11	12-7	0-6
VMI	32-30	14-10	12-6	14-2
vs. DePaul	30-36	13-14	13-8	6-6
vs. Grand Canyon	28-24	12-16	5-12	0-12
Notre Dame	14-18	11-5	9-8	4-8
George Washington	24-26	14-4	12-4	11-16
at #24/20 Clemson	24-30	8-10	12-16	2-2
at East Carolina	22-26	13-16	8-4	5-4
Charleston Southern	36-28	11-10	19-11	6-6
Winthrop	40-16	18-13	16-11	6-8
Elon	26-18	17-11	9-7	7-7
Florida A&M	38-22	13-15	19-13	7-14
Miss. State	24-34	12-11	16-6	6-3
at Alabama	24-20	10-17	5-15	7-16
at Mizzou	32-36	4-15	16-15	2-3
Georgia	32-30	9-8	17-17	6-10
at Arkansas	38-32	4-8	5-14	7-8
#6/6 Kentucky	26-26	12-10	9-12	5-7
Mizzou	20-40	15-12	6-4	3-18
at #5/5 Tennessee	18-28	7-6	10-13	4-8
at Georgia	40-24	7-9	6-2	5-5
Ole Miss				
Vanderbilt				
at #16/16 Auburn				
LSU				
at Ole Miss				
at A&M				
Florida				
#5/5 Tennessee				
at Miss. State				
SC Total	538	242	248	125
SC Average	29.0	11.0	11.3	5.7
Opp Total	610	238	200	184
Opp Average	27.7	10.8	9.1	8.4



SOUTHEASTERN CONFERENCE STANDINGS

As of Monday, Feb. 5, 2024

Team	Conference	Overall
#16/16 Alabama	8-1	16-6
#15/20 South Carolina	7-2	19-3
#12/11 Auburn	7-2	18-4
#6/6 Tennessee	6-2	16-5
Ole Miss	5-4	18-4
#17/15 Kentucky	5-4	15-6
Florida	5-4	15-7
Texas A&M	4-4	13-8
LSU	4-4	12-9
Georgia	4-5	14-8
Mississippi State	3-6	14-8
Arkansas	2-7	11-11
Vanderbilt	1-7	6-15
Missouri	0-9	8-14

SCORES AND SCHEDULE IN THE SEC

Tuesday, January 30
South Carolina 63, at #5 Tennessee 59
 at Ole Miss 86, Mississippi St. 82

Wednesday, January 31
 #24 Alabama 85, at Georgia 76
 Florida 94, at #10 Kentucky 91 ot
 Arkansas 91, at Missouri 84
 at #16 Auburn 81, Vanderbilt 54

Saturday, February 3
 at LSU 95, Arkansas 74
South Carolina 72, at Georgia 62
 at Vanderbilt 68, Missouri 61
 at Texas A&M 67, Florida 66
 #16 Auburn 91, at Ole Miss 77
 #5 Tennessee 103, at #10 Kentucky 92
 at #24 Alabama 99, Mississippi St. 67

Tuesday, February 6
Ole Miss at #15 South Carolina SEC Network 6:30p
 #17 Kentucky at Vanderbilt SEC Network 8:30p

Wednesday, February 7
 #16 Alabama at #12 Auburn ESPN2 7:00p
 LSU at #6 Tennessee SEC Network 7:00p
 Texas A&M at Missouri ESPN2 9:00p
 Georgia at Mississippi St. SEC Network 9:00p

Saturday, February 10
 #16 Alabama at LSU ESPN/2 12:00p
Vanderbilt at #15 South Carolina SEC Network 1:00p
 #12 Auburn at Florida SEC Network 3:30p
 Gonzaga at #17 Kentucky CBS 4:00p
 Georgia at Arkansas SEC Network 6:00p
 #6 Tennessee at Texas A&M ESPN 8:00p
 Mississippi St. at Missouri SEC Network 8:30p

All times listed Eastern Time

ASSOCIATED PRESS POLL

Week 14 (Feb. 5, 2024)

RK	TEAM	REC	PTS	TREND
1	UConn (45)	20-2	1509	-
2	Purdue (16)	21-2	1479	-
3	North Carolina	18-4	1352	-
4	Kansas	18-4	1322	↑4
5	Houston	19-3	1273	↓1
6	Tennessee	16-5	1211	↓1
7	Marquette	17-5	1173	↑2
8	Arizona	17-5	1077	↑3
9	Duke	16-5	924	↓2
10	Illinois	17-5	893	↑4
11	Wisconsin	16-6	838	↓5
12	Auburn	18-4	818	↑4
13	Baylor	16-5	730	↑5
14	Iowa State	16-5	700	↓2
15	South Carolina	19-3	564	↑11
16	Alabama	16-6	520	↑8
17	Kentucky	15-6	513	↓7
18	Dayton	18-3	493	↑3
19	Creighton	16-6	484	↓6
20	Florida Atlantic	18-4	431	-
21	BYU	16-5	425	↑1
22	Utah State	19-3	286	↓5
23	Texas Tech	16-5	156	↓8
24	San Diego State	17-5	141	↑2
25	New Mexico	18-4	123	↓6

Others receiving votes: Saint Mary's 73, TCU 72, Indiana State 53, Boise State 49, Colorado State 43, Virginia 32, Texas 22, Oklahoma 17, Ole Miss 10, Washington State 6, Memphis 5, Appalachian State 4, Gonzaga 2, Grand Canyon 1, Michigan State 1

Dropped from rankings: Oklahoma 23, TCU 25

COACHES POLL TOP 25

Week 14 (Feb. 5, 2024)

RK	TEAM	REC	PTS	TREND
1	UConn (25)	20-2	793	-
2	Purdue (7)	21-2	775	-
3	North Carolina	18-4	710	-
4	Kansas	18-4	683	↑6
5	Houston	19-3	662	↓1
6	Tennessee	16-5	647	↓1
7	Marquette	17-5	573	↑3
8	Arizona	17-5	525	↑4
9	Wisconsin	16-6	505	↓3
10	Duke	16-5	469	↓3
11	Auburn	18-4	450	↑6
12	Illinois	17-5	430	↑2
13	Baylor	16-5	394	↑6
14	Iowa State	16-5	387	↓3
15	Kentucky	15-6	297	↓7
16	Alabama	16-6	285	↑6
17	Dayton	18-3	265	↑2
18	Creighton	16-6	261	↓5
19	BYU	16-5	234	↑2
20	South Carolina	19-3	221	↑6
21	Utah State	19-3	167	↓4
22	Florida Atlantic	18-4	161	↑1
23	Texas Tech	16-5	133	↓8
24	San Diego State	17-5	68	↑2
25	New Mexico	18-4	60	↓5

Others receiving votes: Saint Mary's 57, Indiana State 45, TCU 36, Colorado State 32, Virginia 17, Grand Canyon 12, Oklahoma 12, Northwestern 8, Boise State 7, Gonzaga 6, Texas 5, Michigan State 4, Appalachian State 2, Ole Miss 2

Dropped from rankings: Oklahoma 24, TCU 25

SERIES BREAKDOWN

> The Rebels have won five of the last seven games dating back to Feb. 5, 2020.
> The Gamecocks are 12-4 all-time at home against Ole Miss but the Rebels have won the last two matchups at CLA in 2021 and 2023.
> Prior to last season's two matchups, the winning team in the last eight games has scored 70 or more points dating back to the SEC Opener on Dec. 31, 2017 in Oxford.

SC ALL-TIME RECORD VS. OLE MISS

H: 12-4 ; A: 4-15 ; N: 6-6

Last 10 games in the series...

D. 31, 2017	A	69-74		L
M. 7, 2018	N	85-84	W	
F. 19, 2019	H	79-64	W	
F. 5, 2020	A	70-84		L
F. 13, 2021	H	74-81		L
M. 11, 2021	N	59-76		L
F. 15, 2022	A	77-74 (OT)	W	
J. 17, 2023	H	58-70		L
F. 11, 2023	A	64-61	W	
M. 8, 2023	N	61-67		L

Experience, Experience, EXPERIENCE

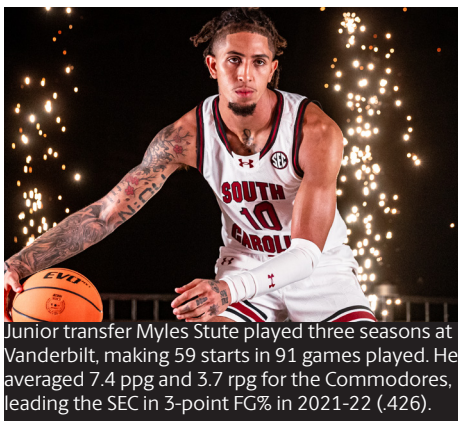
> Below is a table of total starts and games played by all players on rosters amongst SEC schools heading into the 2023-24 season.

GAMES PLAYED

1. Missouri - 997
2. Texas A&M - 940
3. Arkansas - 927
4. Miss. State - 842
5. South Carolina - 836
6. LSU - 816
7. Georgia - 715
8. Auburn - 712
9. Ole Miss - 677
10. Tennessee - 598
11. Florida - 579
12. Vanderbilt - 515
13. Alabama - 473
14. Kentucky - 299

GAMES STARTED

1. Miss. State - 514
2. Texas A&M - 502
3. South Carolina - 480
4. Missouri - 468
5. Arkansas - 463
6. Ole Miss - 428
7. LSU - 380
8. Georgia - 376
9. Vanderbilt - 347
10. Tennessee - 339
11. Auburn - 268
12. Alabama - 267
13. Florida - 271
14. Kentucky - 167



Junior transfer Myles Stute played three seasons at Vanderbilt, making 59 starts in 91 games played. He averaged 7.4 ppg and 3.7 rpg for the Commodores, leading the SEC in 3-point FG% in 2021-22 (.426).

NOTABLE NUMBERS

#38 IN NET

South Carolina is #38 in the NET. The team's NET has been as high as 26 this season, a program-best mark. The team is one of eight in the SEC in the top-60 of the NET Rankings. SC has five top-60 wins vs. #5 Tenn., #26 Kentucky, #44 Miss. State, #46 Grand Canyon and #53 Virginia Tech.

3 TURNOVERS

The Gamecocks had 19 assists and just three turnovers in the team's blowout win over George Washington (Dec. 1). It marked the fewest turnovers in a game for the Gamecocks since the team had just one in a 73-65 win over Tulane on Feb. 11, 1985.

20 ASSISTS

The Gamecocks recently had 20 assists in back-to-back SEC games (20 at Arkansas on Jan. 20 and 20 vs. #6 Kentucky on Jan. 23) for just the second time since joining the league in 1991-92. Feb. 7, 1996 at Auburn (22) and Feb. 10, 1996 at LSU (23) was the last time it happened. Since 2020, Carolina (24), Kentucky (24), Mizzou (23), Tennessee (22) and Alabama (21) are the only schools with back-to-back SEC games with 20 or more assists.

trailed in the game in what was the team's second-largest margin of victory at Bud Walton Arena in six all-time road wins over the Hogs. B.J. Mack had 18 points and nine rebounds, knocking down 3-of-4 from behind the arc. Zachary Davis, who started for the first time this season, had 12. Ta'Lon Cooper (11) and Collin Murray-Boyles (11) each scored in double figures as well. The Gamecocks had 20 assists and 28 made baskets. The team shot 51.9 percent (28-of-54) and 50.0 percent (9-of-18) from distance. Arkansas entered the game 8-1 on its home floor, the only loss to a top-10 Auburn team.

FREE THROW CONTEST

> South Carolina fell at home, 74-69, in a hard-fought game against Georgia (Jan. 16), snapping a 10-game home win streak that dated back to last season. The Gamecocks opened up a 9-point lead early in the second half but were unable to sustain after being plagued with poor shooting from the floor and the foul line. Both teams shot 32 free throws. South Carolina was a season-low 53.1 percent (17-of-32) at the charity stripe and the Bulldogs were 78.1 percent (25-of-32) at the foul line, including 83.3 percent (20-of-24) in the second half. The Gamecocks shot 47.6 percent (10-of-21) from the foul line in half two. Meechie Johnson led all scorers with 19, hitting four 3s.

TUESDAY TOOK AN L, BUT SATURDAY WE BOUNCED BACK

> Trailing for most of the second half at Missouri (Jan. 13), Ta'Lon Cooper hit a game-tying 3 with 25 seconds left to send the game to OT tied at 62-62. Jacobi Wright then hit the game-winning bucket with 13 seconds left in OT over the out-stretched arms of 7-5 Connor Vanover as the Gamecocks prevailed 71-69 for the team's first win at Mizzou Arena since 2017. B.J. Mack was 7-of-13 with 21 points to lead Carolina, his third 20-point game of the season and first in SEC action. Over the final 10:38 of regulation and OT, the South Carolina defense held Missouri to just 17 points on 33.3 percent shooting (7-for-21). The Gamecocks were also 16-of-18 at the free throw line (88.9%).

WHO WAS THAT TEAM IN HALF TWO IN T-TOWN?

>The Gamecocks saw the team's six game win streak come to an end with a 74-47 loss at Coleman Coliseum on Tuesday night. Carolina, who led for most of the opening 20 minutes, trailed by one, 30-29, at halftime (first time trailing at half all year). The Gamecocks would shoot just 22.2% (6-of-27) in the second half and a season-low 30.9% (17-of-55) for the game. Carolina tied a season-high with 17 turnovers and the Crimson Tide knocked down

15 triples, including nine in the second half. Alabama opened a double-digit lead to start the second half and it was the first time Carolina trailed by double-digits all season.

BIG LOVE FOR BIG MEECH

> Meechie Johnson was named SEC Player of the Week for the first time in his career on Jan. 8 after scoring 24 points (15 in second half) in a 68-62 SEC opening win over Miss. State (Jan. 6). It was his first POTW recognition and the first POTW honor for a Gamecock since Jair Bolden won it back on Dec. 23, 2019 after scoring 22 and helping led the team to an upset win at No. 9 Virginia. Johnson was also one of 30 players named to the Lute Olson Award Mid-Season Watch List on Jan. 10.

JOY TO THE WORLD

> After a tough loss in a tightly contested in-state rivalry matchup to then No. 24/20 Clemson (Dec. 6), the Gamecocks rattled off six-straight wins to improve to 13-1 for just the sixth time in program history (first 13-1 start since 2015-16). The team's most recent win over Miss. State marked the 10th-straight home victory for Carolina dating back to a Senior Day win over Georgia last season. It's the team's longest home win streak since the 2015-16 Gamecocks started the year 13-0 at home.

RECORD BREAKING SZN

>South Carolina sunk a school record 18 3s in the team's blowout, 89-67 victory over George Washington (Dec. 1). Meechie Johnson had 24 points (5-of-7 3FGs) and B.J. Mack had 20 (4-of-8 3FGs) as seven different players hit shots from behind the arc for the Gamecocks. Carolina had a season-high 19 assists and just three turnovers, the lowest turnover total in a game since the team had one on in a 73-65 win over Tulane on Feb. 11, 1985. The Gamecocks scored 89 points on 63 possessions, good for 1.4 points per possession.

3HREECHIE JOHNSON

>Meechie Johnson hit four 3s and went 9-of-15 from the floor en route to a career-high 29 points in leading the team to a 65-53 victory over Notre Dame in the ACC/SEC Challenge (Nov. 28). His previous career high was 26 in last season's historic win at Rupp Arena over Kentucky. With the victory, the Gamecocks earned the team's 10th 6-0 start in program history.

MURRAY BOYLES CLEARED

>Star freshman forward Collin Murray-Boyles was cleared to resume full practice on Wednesday, Nov. 29 after being sidelined since the start of the season (Nov. 1) with mononucleosis. The local

product from AC Flora is expected to play a vital role for the Gamecocks this season when he returns to the court.

In 2022-23, Murray-Boyles played his senior year at Wasatch Academy (Mt. Pleasant, Utah), which is a part of the newly formed National Interscholastic Basketball Conference (NIBC), a league that features that top high school programs in the nation. He led the team averaging 15.0 points, 8.8 rebounds, 2.1 assists, 1.8 blocks and 1.0 steals per game. His 15.0 points per game were third in the NIBC and his 8.8 rebounds led the conference.

Murray-Boyles rose up the recruiting rankings after his standout season in Utah and was pegged a consensus four-star prospect ranked inside the top-100 players in the country. The Athletic has him slotted as the No. 13 freshman you absolutely can't afford to miss and On3.com has him ranked the No. 6 impact freshmen in the SEC.

WE ARE THE CHAMPIONS

>B.J. Mack scored 21 of his 27 points in the second half of a 75-68 victory over Grand Canyon in the Arizona Tip-Off Cactus Division Championship Game (Nov. 19). The grad transfer was 4-of-7 from downtown and 9-for-9 at the free throw line en route to tournament MVP honors. He was joined on the all-tournament team by Meechie Johnson. Jacobi Wright came through in the clutch again off the bench for the Gamecocks with 10 points, including pivotal baskets with 46 seconds and 2:01 remaining. After nine turnovers in the first half, Carolina committed just one giveaway the final 20 minutes at Desert Diamond Arena.

MEECHIE WAS FEELIN' IT IN THE DESERT

>Meechie Johnson had his first 20-point outing of the season, helping lead the team to a 78-63 win over DePaul in the semifinals of the Arizona Tip-Off (Nov. 17). He had 18 of his 24 points in the first half and was also 7-of-10 from the floor in the game's opening 20 minutes. Zachary Davis was the only other player in double figures for Carolina with 10 points off the bench, his second career game in double figures.

BIG MACK ATTACK

>B.J. Mack had 17 points and matched a career high with 13 rebounds to lead the Gamecocks to a 10-point win over VMI (Nov. 13) in an unbracketed game, part of the Arizona Tip-Off. It was the big man's 8th career double-double. Ta'Lon Cooper had another seven assist, zero turnover night.

TOTAL TEAM EFFORT

>Five players scored in double figures for South Carolina in a big, 79-77 win over Virginia Tech in the Hall of Fame Series in Charlotte on Nov. 10. B.J. Mack scored the game-winning bucket with 20 seconds to go. The hometown kid scored 15 of his 19 points in the second half, going 9-of-16. Myles Stute led the way 21 points thanks to 5-of-6 shooting from behind the arc. Jacobi Wright (12), Ta'Lon Cooper (12) and Meechie Johnson (11) also scored in double figures for Carolina who shot a sizzling 56.4 percent (31-of-55) from the floor. The Gamecocks were also 10-of-21 (47.6 percent) from behind the 3-point arc. Cooper had seven assists and zero turnovers in 31 minutes of action. It

was head coach Lamont Paris' 100th career win as head coach.

MAKING IT RAIN

>South Carolina started the season with an emphatic 82-53 victory over USC Upstate on Nov. 6. It was the largest margin of victory in a season-opening win since the team defeated Longwood, 82-44 (38 points), on Nov. 9, 2013. The Gamecocks shot 52.7 percent (29-of-55) from the field and 54.5 percent (12-of-22) from downtown. The team made double-digit 3s on seven occasions last season, posting a 5-2 record in those games. Ta'Lon Cooper and Meechie Johnson led all scorers with 15 each. B.J. Mack had 13 and Myles Stute had 10. Zachary Davis was a spark off the bench with a team-high eight rebounds and three steals.

COMEBACK KIDS

>South Carolina erased a 17-point halftime deficit in a 60-57 charity exhibition win over Wofford on Nov. 1. After a rough first half shooting the ball, the Gamecocks shot 42.9 percent (12-of-28) and 44.4 percent (8-of-18) from behind the arc. B.J. Mack led all Carolina players with 14 points, adding seven rebounds and three steals. Myles Stute had a double-double with 11 points and 11 rebounds. Zachary Davis came off the bench and scored 13 points in 20 minutes. The team was +11 with him on the floor.

PRESEASON TRIP TO THE COMMONWEALTH

> The team went on its first foreign tour since a 2016 trip to Costa Rica in August, spending five days at Atlantis in the Bahamas (Aug. 3-8). Carolina was one of a handful of teams in paradise (Texas A&M and LSU also there from the SEC) and played a pair of games in the same ballroom that host the Battle 4 Atlantis in November.

> In game one, the Gamecocks defeated Žalgiris-2 from Lithuania, 86-60. The team knocked down 16 3s and forced 22 turnovers (14 steals). Four players scored in double figures led by Meechie Johnson with 20. He and Myles Stute each made four 3s. Ta'Lon Cooper and B.J. Mack each hit three 3s.

> In game two, dominated from start to finish in a 106-67 victory over Club Obras from Argentina. It was another outstanding shooting performance for South Carolina in the Imperial Ballroom, as the team knocked down 17s. Six different players hit multiple shots from behind the arc. Freshmen Collin-Murray Boyles and Arden Conyers scored in double figures as Murray-Boyles had 16 points on 7-of-7 shooting to led the team.

KenPom RUNDOWN

> By the end of the 2022-23 season, South Carolina was statistically one of the youngest teams in the nation. The Gamecocks finished the season with an average of 1.50 years of Division I experience, which ranked 269th nationally. This year, Carolina ranks 22nd in the country in the same category with an average of 2.86 years of Division I experience on the roster. That number is second in the SEC behind only Missouri (2.96 years).

> The Gamecocks are one of five teams in the SEC to rank in the top-60 in Adj. Efficiency on offense and defense: Alabama, Auburn, Tennessee and Texas A&M are the other four schools in the top-

60 in both categories.

> Thru 22 games, Carolina's 2-point FG percentage defense (45.9%) is 24th nationally. Last season the team ranked 320th (53.7 percent).

> The team's offensive rebound percentage of 33.5 is 59th in the country (seventh in the SEC behind Florida, Texas A&M, Miss. State, Alabama, Auburn and Tennessee).

> The Gamecocks' 45.9 effective FG percentage on defense is 24th in the country compared to 52.6% last year, which ranked 290th, a 266-spot jump up the rankings.

NCAA ACTIVE ASSISTS LEADERS LIST

1. Sahvir Wheeler (Washington) - 780
2. Isaiah Stevens (Colorado State) - 775
3. Darius Brown II (Utah State) - 748
4. **Ta'Lon Cooper (South Carolina) - 699**
5. Xavier Johnson (Indiana) - 671
6. Tyler Kolek (Marquette) - 667
7. Tristen Newton (UConn) - 648
8. Pierre Crockrell II (UC Irvine) - 630
9. Braden Norris (Loyola Chicago) - 622
10. Ray J Dennis (Baylor) - 613
11. Dajuan Harris Jr. (Kansas) - 601
12. Caleb Fields (Arkansas State) - 600
- T13. Keishawn Davidson (Belmont) - 590
- T13. Jamal Shead (Houston) - 590
15. Boo Buie (Northwestern) - 567

* rankings thru games played Feb. 4



Graduate transfer Ta'Lon Cooper has 70 career games with five or more assists on his resume. Nine of those have come this season. The Roebuck, S.C., native returns to his home state after stints at Morehead State (2019-22) and Minnesota (2022-23).

KEY STAT

Lamont Paris' teams are 36-4 when scoring 80 or more points dating back to his first season as head coach at Chattanooga (2017-18). He's 5-0 at South Carolina when his team scores 80 or more.

> Carolina is No. 58 in adjusted efficiency rating on offense (114.2) compared to a No. 205 ranking last year (103.5).

> Overall, Carolina's KenPom ranking of 44th is a 177-spot jump from the team's final ranking of 221st last season. It's the biggest single-season rankings jump in the SEC by a wide margin. Georgia is second with an 81-spot jump from 154th to 73rd.

> Big man Josh Gray was third in offensive rebound percentage and 25th in defensive rebound percentage last season. He joined Erik Stevenson (21-22), Chris Silva (17-18, 18-19), Brenton Williams (13-14) and Devon Downey (09-10) as the only Gamecocks since 2009 to finish the season ranked within the top-five of one or more of the 18 KenPom individual player rankings.

ORDER ON THE COURT

> The Honorable L. Casey Manning enters his 31st season as an analyst for men's basketball games on the Gamecock Radio Network. He joined the broadcast team for the 1993-94 season and worked alongside legendary South Carolina play-by-play man Bob Fulton. Manning has worked alongside current play-by-play man Derek Scott since 2016-17. The Gamecocks advanced to the school's first ever Final Four their first year working together. Manning, a Dillon, S.C. native, played for the Gamecocks from 1970-73 and made history as the first African-American scholarship player in program history. He graduated from the South Carolina School of Law in 1977 and has served as Circuit Court Judge for the Fifth Judicial Court since 1994. Manning retired on Dec. 31, 2022.

> On Dec. 8, 2022, at a retirement function at the USC Alumni Center, Manning received the Order of the Palmetto from Gov. Henry McMaster, the highest civilian honor granted in the state of South Carolina.

> Two streets were also named after him, one in downtown Columbia near the courthouse he worked in and the other in his hometown of Dillon, S.C.

> On May 7, 2022, Manning received an honorary doctor of laws degree from the Board of Trustees at commencement. It is the highest degree you can receive from the university.

> He joins Dave Kellum (34th season as Ole Miss ppx) as the only members of the 30-year club on radio broadcast in the SEC.

BY THE NUMBERS

430 - The Gamecocks four transfers (Clark, Cooper, Mack and Stute) have played a combined **430** games at the Division I level with 299 starts across the quartet of players.

3rd - The entire team's **480** combined Division I starts ranks **third** in the SEC behind only Mississippi State (514) and Texas A&M (502).

40-3 - South Carolina's men's and women's teams have a combined **40-3** record (.930 win percentage), the best mark in college basketball.

22nd - South Carolina ranks **22nd** nationally in average Division I experience per KenPom at 2.85 years. The Gamecocks ranked 269th in the country last season in the same category at 1.5 years.

1st - The Gamecocks' scoring defense is **1st** in

the SEC (17th nationally) at **64.1 ppg**, in front of Auburn (65.9 ppg) and Tennessee (67.1 ppg).

18 - Carolina has held **18** opponents to less than 70 points this season, which is T-4th nationally and leads the SEC.

7 - The Gamecocks have held **7** league opponents below 70 points, which leads the SEC in front of Auburn (6) and Texas A&M (5).

62 - Carolina held Kentucky, the nation's top scoring offense at 91.6 points per game entering the matchup, to a season low 62 points on Jan. 23 in the team's 17-point win over the top-10 Cats.

1997 - The Gamecocks picked up the program's first top-five road win since **1997** on Jan. 30 with a 63-59 victory over No. 5/5 Tennessee. The previous top-five road win was a 72-66 win at No. 3 Kentucky on March 2, 1997.

59 - The **59** points by Tennessee on its home floor was a season-low for the Vols. It was also the first home loss of the season for UT, snapping a 13-game home winning streak.

3 - Carolina is one of just **3** teams in the country with a top-five true road win this season (Arizona and James Madison the two others with top-five wins back in November).

13 - The Gamecocks are one of just **13** teams in the nation with multiple top-10 wins this season. Kentucky (2) and Miss. State (2) are also on the list from the SEC.

9 - Carolina has already had **9** single-digit turnover games this season. The 2007-08 team had 12 games with single-digit giveaways, the most by a Gamecock team since entering the SEC in 1991-92.

15-0 - The Gamecocks are **15-0** when scoring 70 or more points this season.

12-2 - Carolina is **12-2** in games decided by 10 or less points this season with the only losses at No. 24/20 Clemson and vs. Georgia on Jan. 16, both by five points.

1-0 - The Gamecocks picked up the first overtime victory in SEC play under head coach Lamont Paris with the team's 71-69 win at Mizzou (Jan. 13). Carolina was 0-3 in SEC overtime games last season in Paris' first year.

699 - Ta'Lon Cooper is **4th** on the NCAA active assists leaders list with **699** career helpers. He is one of just nine players in NCAA Division I with 600 or more career assists.

6th - Cooper is **6th** in the country with a 3.56-to-1 assist to turnover rate (thru games played Feb. 4). He posted back-to-back games with seven assists and zero turnovers in wins over Virginia Tech (Nov. 10) and VMI (Nov. 13). Cooper had a season high eight assists (one turnover) in the team's blowout victory over George Washington (Dec. 1). He has 15 games this season with zero or one turnovers.

3rd - Cooper is **3rd** in the SEC with a **4.4** assist per game average.

6.3 - Cooper averaged **6.3** assists per game at Minnesota last season, which was good for seventh in the nation.

67.9% - The Gamecocks return **67.9%** of the team's assists from last season, led by Meechie Johnson, who averaged 3.6 assists per game, which was good for 8th in the SEC.

52.8% - A total of 3,429 of the team's 6,500 total minutes from last season are back this year.

50.3% - 549 of the team's 1,091 rebounds are back led by Josh Gray, who averaged a career-best 6.3 rebounds per game in 2022-23.

18 - The Gamecocks sunk a school record **18** 3s in a blowout win at home over George Washington (Dec. 1).

8-2 - Carolina is **8-2** in games where Meechie Johnson scores 20 or more points. He scored 20 or more in wins at LSU, at Kentucky and vs. Western Kentucky during the 2022-23 season. He had 24 vs. DePaul (Nov. 17), a career-high 29 in the team's ACC/SEC Challenge win over Notre Dame (Nov. 28), 24 in the team's win over GW (Dec. 1), 26 at No. 24/20 Clemson (Dec. 6), 20 in a victory over Winthrop (Dec. 19) and 24 in a win over Miss. State (Jan. 6).

11-3 - The Gamecocks are **11-3** under head coach Lamont Paris when the team makes 10 or more 3s. The three losses have all come on the road.

10-4 - In games when South Carolina has single-digit turnovers under Paris, the team is **10-4** the past two seasons. The Gamecocks three turnovers against GW (Dec. 1) were the team's fewest in a game since having one vs. Tulane on Feb. 11, 1985. Carolina has had nine games this season with single-digit TOs (6-3 record).

8-0 - The Gamecocks are **8-0** under Paris when holding opponents to 60 points or less the last two seasons. Carolina held USC Upstate to 59 on Nov. 6, Notre Dame to 53 on Nov. 28, Elon to 43 (season-low and lowest in Paris era at SC) on Dec. 22 and #5 Tennessee to 59 (season-low for Vols) on Jan. 30 in Knoxville.

.691 - Paris spent five seasons as head coach at Chattanooga from 2017-22. He led the team to a 65-29 record (**.691**) in his last three seasons and a berth in the 2022 NCAA Tournament after winning the SoCon Tournament Championship.

12 - Paris was an assistant for 17 seasons prior to becoming a head coach in 2017-18. He was a part of **12 NCAA Tournament appearances** (Division I and II) as an assistant, including a pair of Final Fours at Wisconsin in 2014 and 2015.

17 - In 22 seasons as a head or assistant coach in college, Paris has been a part of **17 teams that have won 20-or-more games** in a season.

ROSTER BREAKDOWN

Returning Letterwinners (6)

- #1 Jacobi Wright
- #5 Meechie Johnson
- #12 Zachary Davis
- #14 Eli Sparkman
- #31 Benjamin Bosmans-Verdonk
- #33 Josh Gray

Guards (11)

- #0 Ebrima Dibba
- #1 Jacobi Wright
- #5 Meechie Johnson
- #10 Myles Stute
- #12 Zachary Davis
- #13 Austin Herro
- #14 Eli Sparkman
- #15 Morris Ugusuk
- #20 Danny Grajzl
- #21 Arden Conyers
- #55 Ta'Lon Cooper

Forwards (5)

- #2 B.J. Mack
- #4 Stephen Clark
- #30 Collin Murray-Boyles
- #31 Benjamin Bosmans-Verdonk
- #33 Josh Gray

By Height

- #14 Eli Sparkman (6-0)
- #20 Danny Grajzl (6-0)
- #13 Austin Herro (6-1)
- #5 Meechie Johnson (6-2)
- #1 Jacobi Wright (6-2)
- #55 Ta'Lon Cooper (6-4)
- #15 Morris Ugusuk (6-4)
- #0 Ebrima Dibba (6-5)
- #10 Myles Stute (6-6)
- #12 Zachary Davis (6-7)
- #21 Arden Conyers (6-7)
- #30 Collin-Murray Boyles (6-7)
- #4 Stephen Clark (6-8)
- #2 B.J. Mack (6-8)
- #31 Benjamin Bosmans-Verdonk (6-9)
- #33 Josh Gray (7-0)

2023-24 SOUTH CAROLINA MEN'S BASKETBALL ROSTER

Alphabetical Roster

No.	Name	Pos.	Ht.	Wt.	Cl.	Exp.	Hometown // Last School
31	Benjamin Bosmans-Verdonk	F	6-9	238	RSR	1L	Lommel, Belgium // Illinois
4	Stephen Clark	F	6-8	208	GR	TR	Charlotte, N.C. // The Citadel
21	Arden Conyers	G	6-7	204	FR	HS	Columbia, S.C. // Westwood (Blythewood, S.C.)
55	Ta'Lon Cooper	G	6-4	200	GR	TR	Roebuck, S.C. // Minnesota
12	Zachary Davis	G	6-7	194	SO	1L	Orangeburg, S.C. // Denmark-Olar
0	Ebrima Dibba	G	6-5	214	RSR	TR	Bredäng, Sweden // Coastal Carolina
20	Danny Grajzl	G	6-0	175	FR	HS	Cleveland, Ohio // Hawken School (Gates Mills, Ohio)
33	Josh Gray	F	7-0	265	SR	3L	Brooklyn, N.Y. // LSU
13	Austin Herro	G	6-1	174	FR	HS	Milwaukee, Wisc. // Whitnall (Greenfield, Wisc.)
5	Meechie Johnson	G	6-2	184	JR	1L	Cleveland, Ohio // Ohio State
2	B.J. Mack	F	6-8	260	GR	TR	Charlotte, N.C. // Wofford
30	Collin Murray-Boyles	F	6-7	231	FR	HS	Columbia, S.C. // Wasatch Academy (Mt Pleasant, Utah)
14	Eli Sparkman	G	6-0	160	SO	1L	Cleveland, Tenn. // Baylor School (Chattanooga, Tenn.)
10	Myles Stute	G	6-6	209	JR	TR	Washington, D.C. // Vanderbilt
15	Morris Ugusuk	G	6-4	160	FR	HS	Helsinki, Finland // Omnia Basketball Academy (Finland)
1	Jacobi Wright	G	6-2	182	JR	2L	Fort Mill, S.C. // Legacy Early College

Numerical Roster

No.	Name	Pos.	Ht.	Wt.	Cl.	Exp.	Hometown // Last School
0	Ebrima Dibba	G	6-5	214	RSR	TR	Bredäng, Sweden // Coastal Carolina
1	Jacobi Wright	G	6-2	182	JR	2L	Fort Mill, S.C. // Legacy Early College
2	B.J. Mack	F	6-8	260	GR	TR	Charlotte, N.C. // Wofford
4	Stephen Clark	F	6-8	208	GR	TR	Charlotte, N.C. // The Citadel
5	Meechie Johnson	G	6-2	184	JR	1L	Cleveland, Ohio // Ohio State
10	Myles Stute	G	6-6	209	JR	TR	Washington, D.C. // Vanderbilt
12	Zachary Davis	G	6-7	194	SO	1L	Orangeburg, S.C. // Denmark-Olar
13	Austin Herro	G	6-1	174	FR	HS	Milwaukee, Wisc. // Whitnall (Greenfield, Wisc.)
14	Eli Sparkman	G	6-0	160	SO	1L	Cleveland, Tenn. // Baylor School (Chattanooga, Tenn.)
15	Morris Ugusuk	G	6-4	160	FR	HS	Helsinki, Finland // Omnia Basketball Academy (Finland)
20	Danny Grajzl	G	6-0	175	FR	HS	Cleveland, Ohio // Hawken School (Gates Mills, Ohio)
21	Arden Conyers	G	6-7	204	FR	HS	Columbia, S.C. // Westwood (Blythewood, S.C.)
30	Collin Murray-Boyles	F	6-7	231	FR	HS	Columbia, S.C. // Wasatch Academy (Mt Pleasant, Utah)
31	Benjamin Bosmans-Verdonk	F	6-9	238	RSR	1L	Lommel, Belgium // Illinois
33	Josh Gray	F	7-0	265	SR	3L	Brooklyn, N.Y. // LSU
55	Ta'Lon Cooper	G	6-4	200	GR	TR	Roebuck, S.C. // Minnesota

Head Coach: Lamont Paris (Wooster, '96 ; Indiana State '00)

Assistant Coach: Tim Buckley (Bemidji State, '88)

Assistant Coach: Tanner Bronson (Wisconsin, '08)

Assistant Coach: Eddie Shannon (Florida, '99)

Special Assistant to the Head Coach: Carey Rich (South Carolina, '95)

Director of Player Development: David McKinley (Ohio, '13)

Director of Basketball Operations: Colby Arendale (Chattanooga, '18)

Director of Video Services: Roman DiPasquale (Wisconsin, '11)

Strength & Conditioning Coach: Scott Greenawalt (Muskingum College, '98)

Athletic Trainer: Mark Rodger (Buffalo, '01)

Associate Director of Athletics Communications and Public Relations: Michael DeBates (Iowa State, '14)

TOP RETURNING

Scorer.....	Johnson, 12.7 ppg
Rebounder.....	Gray, 6.3 rpg
Assist Maker.....	Johnson, 3.6 apg
FG Shooter *.....	Gray, 51.4%
3-Point FG Shooter \$.....	Wright, 35.0%
FT Shooter \$.....	Johnson, 76.3%
Shot Blocker.....	Gray, 0.8 bpg
Steal Maker.....	Johnson, 0.7 spg

* at least 75 attempts

\$ at least 20 attempts

PRONUNCIATION GUIDE

Benjamin **BOSE**-mans-ver-**DONK**

TUH-lon Cooper

Ee-**BRIME**-uh **DIB**-ah

Danny **GRAZ**-al

Myles **STEW**-tee

Morris **OO-GAH**-suk



HEAD COACH LAMONT PARIS

HEAD COACH | SEVENTH SEASON OVERALL | 117-96 (.549) | SECOND SEASON AT SOUTH CAROLINA | 30-24 (.556)

THE PARIS FILE

COACHING

Experience

27th year

College Head Coach Experience

7th season

Hire Date At Carolina

Thursday, March 24, 2022

PERSONAL

Hometown

Findlay, Ohio

Alma Mater

Wooster, 1996 (Bachelors - Economics)
Indiana State, 2000 (Masters - Rec. & Sport Mgmt.)

COACHING RESUME

College Assistant Coach

Wooster, 1997-98

DePauw, 1998-99

IUP, 2000-04

Akron, 2004-10

Wisconsin, 2010-17

College Head Coach

Chattanooga, 2017-22

South Carolina, 2022-present

Lamont Paris, who has been a part of nine NCAA Division I Tournaments and 17 twenty-win seasons as a college head and assistant coach, was named the University of South Carolina's 33rd head coach by Director of Athletics Ray Tanner on Thursday, March 24, 2022.

Paris, 47, is the first African-American head coach in the history of the Gamecock men's basketball program.

In his first season (2022-23), South Carolina had an overhauled roster with eight new players, including just 14.9 percent of the team's scoring and 18.4 percent of the minutes played returning from the season prior. The Gamecocks defeated Clemson at home, 60-58, for the first time since Dec. 19, 2014. Chico Carter Jr. hit the game-winning bucket with 0.9 seconds remaining. Paris became the first Gamecock head coach since Dave Odom in 2001 to defeat the in-state Tigers in his first season. The conference slate was highlighted by road wins at Kentucky, at Ole Miss and at LSU. The Gamecocks wire-to-wire victory at Rupp Arena on Jan. 10 was the team's first there since 2009 and just the program's third all-time win in Lexington since joining the SEC (1992). Ohio State transfer Meechie Johnson made six 3s and scored a career-high 26 points to lead the Gamecocks. Paris joined Eddie Fogler (1997) and Darrin Horn (2009) as the only Gamecock head coaches all-time to win in the historic building. Carolina nearly knocked off SEC Champion and No. 2/2 Alabama at home but fell in overtime, 78-76, thanks to a late bucket from SEC Player of the Year Brandon Miller.

Several players had their most productive seasons to date under Paris and his staff in year one in Columbia. Sophomore Jacobi Wright averaged 7.3 points, 2.1 rebounds and 1.8 assists per game. He had a career-best six games in double figures in SEC play. Josh Gray led the team in rebounding, averaging 6.3 per game and 7.9 rebounds per contest in league action. He had a career-best eight games with 10 or more rebounds, seven of which came in SEC action. Gray also had the best game of his career with 20 points and 14 rebounds vs. Arkansas. Johnson averaged 12.7 points (second on team) and 3.6 assists per contest (eighth in the SEC). He led the team with 70 makes from behind the arc and was one of just eight players in the SEC to make 70 or more 3s.

The staff made early in-roads recruiting over the summer in 2022 with local product Gregory "GG" Jackson II reclassifying and enrolling early. The consensus top player in the 2023 class, Jackson was the highest rated signee in program history (recruit rankings started in early 2000s) and joined PJ Dozier (2015-17) as the only five-star Gamecock freshmen. Jackson would go on to earn All-SEC Freshman honors while leading the team in scoring at 15.4 points per game. He had 11 20-point games, the most by a Carolina freshman since

joining the SEC in 1991-92. Jackson would go on to be selected 45th overall by the Memphis Grizzlies in the 2023 NBA Draft. He became the first NBA Draft pick for the program since All-American Sindarius Thornwell in 2017.

Paris came to Carolina after five seasons as the head coach at University of Tennessee at Chattanooga, coaching the Mocs to an 87-72 overall record (.547), including a 65-29 mark his last three seasons.

In his final year, he led the Mocs to their first Southern Conference title and NCAA berth since 2016. Chattanooga finished the season with a 27-8 mark. He was one of 20 finalists for the Hugh Durham Award, given by Collegeninsider.com to the top Division I mid-major coach in college basketball. The Mocs' NCAA NET ranking improved in each of his seasons at Chattanooga, finishing with a 63 ranking this season.

In his 17 seasons as a collegiate assistant coach prior to becoming head coach at Chattanooga, teams associated with Paris were 497-217 (.696) with five conference titles and 12 NCAA Tournament appearances (Division I and II), reaching two Final Fours.

Paris spent seven seasons as an assistant at Wisconsin from 2010-17 working for Bo Ryan and Greg Gard. The Badgers went to the NCAA Tournament every year with four Sweet 16 appearances and back-to-back trips to the Final Four in 2014 and 2015. Wisconsin played for the National Championship in 2015 after going 36-4 and winning both the Big Ten regular season and tournament titles. The Badgers took down No. 1 overall seed Kentucky in the National Semifinal, ending the Wildcats' previously undefeated season.



PARIS' CAREER RECORD, YEAR-BY-YEAR

SEASON	RECORD	CONFERENCE (FINISH)	POSTSEASON
2017-18 (CHATT)	10-23	3-15 (10th)	-
2018-19 (CHATT)	12-20	7-11 (5th)	-
2019-20 (CHATT)	20-13	10-8 (T-5th)	-
2020-21 (CHATT)	18-7	9-7 (4th)	-
2021-22 (CHATT)	27-8	14-4 (1st)	0-1 ; NCAA First Round
2022-23 (SC)	11-21	4-14 (12th)	-
2023-24 (SC)	19-3	7-2	-
Totals	117-96 (.549)	54-61 (.470)	0-1 (.000) • 1 NCAA

THE LP QUARTER-ZIP - IT'S A WAY OF LIFE

The quarter-zip has been a featured staple of head coach Lamont Paris' wardrobe since he arrived on campus in late March of 2022. Gamecock fans across the country began to quickly realize through various posts on social media and appearances made by Paris throughout the community how important this article of clothing was to him. His commitment to wearing the 1/4 zip in any and all situations with weather playing zero factor also became very apparent. If it's 95 degrees with 100 percent humidity in the heart of July in famously hot Columbia, the chances of seeing Paris in a 1/4 zip are in the 99th percentile.

The Q-zip, as its affectionally become known by South Carolina fans far and wide, is a popular choice for fall and winter weather. It's versatile and dynamic. It's light and comfortable enough to be worn indoors, but it also is thick and durable enough to layer up when a jacket is too heavy for full comfort. Every quarter-zip is different with different features like zippered pockets for added storage. You have a number of different options to style it by simply just adjusting the zipper height.

A 1/4 zip camera has been added to all home games at CLA this season in honor of Paris' fashion icon status amongst the Gamecock faithful.

To the right is a breakdown of his record during the 2023-24 season in each 1/4 zip he has worn on the sidelines. Zip through it quickly and enjoy.



BLACK WITH GAMECOCK
MEN'S BASKETBALL
WORDMARK: 7-3



WHITE WITH GRAY RIBBED
SLEEVES: 3-0



CHARCOAL WITH BLACK
ACCENTS & BLOCK C: 2-0



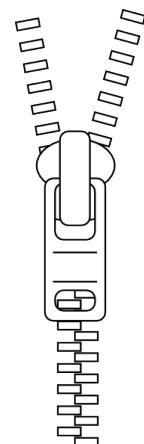
BLACK WITH BLOCK C: 1-0



BLACK WITH STACKED
BLOCK C: 5-0



BLACK WITH BLOCK C &
CVC PATCH: 1-0



GAMECOCK SUPERLATIVES UNDER PARIS (FIRST SEASON WAS 2022-23)

Most Field Goals Made

1. 33, George Washington, Dec. 1, 2023
2. 31, vs. Virginia Tech, Nov. 10, 2023
- T3. 30, Florida A&M, Dec. 30, 2023
- T3. 30, #2/2 Alabama, Feb. 22, 2023
- T3. 30, at Vanderbilt, Jan. 5, 2023

Most Field Goals Attempted

1. 72, at Vanderbilt, Jan. 5, 2023
2. 71, VMI, Nov. 13, 2023
- T3. 68, Winthrop, Dec. 19, 2023
- T3. 68, at Georgia, Jan. 28, 2023
5. 66, George Washington, Dec. 1, 2023

Highest Field Goal Percent

1. 56.4 percent (31-55), vs. Virginia Tech, Nov. 10, 2023
2. 54.0 percent (27-50), vs. Grand Canyon, Nov. 19, 2023
3. 52.7 percent (29-55), USC Upstate, Nov. 6, 2023
4. 52.0 percent (26-50), at Missouri, Feb. 7, 2023
5. 51.9 percent (28-54), at Arkansas, Jan. 20, 2024

Lowest Field Goal Percent

1. 25.0 percent (12-48), #8/9 Tennessee, Jan. 7, 2023
2. 30.9 percent (17-55), at Alabama, Jan. 9, 2024
3. 31.1 percent (19-61), vs. Colorado State, Nov. 17, 2022
4. 32.3 percent (21-65), at George Washington, Nov. 30, 2022
5. 34.0 percent (18-53), Miss. State, Jan. 31, 2023

Most 3-Point Field Goals Made

1. 18, George Washington, Dec. 1, 2023
2. 15, at LSU, Feb. 18, 2023
3. 13, at Georgia, Jan. 28, 2023
4. 12, USC Upstate, Nov. 6, 2023
5. 11, vs. Kentucky, Jan. 23, 2024

Most 3-Point Field Goals Attempted

1. 35, George Washington, Dec. 1, 2023
2. 32, at LSU, Feb. 18, 2023
- T3. 31, at Georgia, Jan. 28, 2023
- T3. 31, at Georgetown, Dec. 3, 2022
- T5. 30, Elon, Dec. 22, 2023
- T5. 30, at #24/20 Clemson, Dec. 6, 2023

Highest 3-Point Field Goal Percentage (min. 10 attempts)

1. 55.0 (11-20), at Kentucky, Jan. 10, 2023
2. 54.5 (12-22), USC Upstate, Nov. 6, 2023
3. 51.4 (18-35), George Washington, Dec. 1, 2023
4. 50.0 (9-18), at Arkansas, Jan. 20, 2024
5. 47.6 (10-21), vs. Virginia Tech, Nov. 10, 2024

Most Free Throws Made

1. 22, Florida A&M, Dec. 30, 2023
2. 21, SC State, Nov. 8, 2022
- T3. 20, Notre Dame, Nov. 28, 2023
- T3. 20, vs. DePaul, Nov. 17, 2023
- T5. 19, Georgia, March 4, 2023
- T5. 19, #16/17 Auburn, Jan. 21, 2023

Most Free Throws Attempted

1. 34, vs. DePaul, Nov. 17, 2023
2. 32, vs. Georgia, Jan. 16, 2024
3. 31, Georgia, March 4, 2023
4. 30, SC State, Nov. 8, 2022
5. 28, Florida A&M, Dec. 30, 2023

Highest Free Throw Percentage (min. 10 attempts)

1. 100 percent (12-12), Winthrop, Dec. 19, 2023
2. 94.4 percent (17-18), at LSU, Feb. 18, 2023
3. 93.3 percent (14-15), #8/9 Tennessee, Jan. 7, 2023
4. 88.9 percent (16-18), at Missouri, Jan. 13, 2024
5. 87.5 percent (14-16), vs. Grand Canyon, Nov. 19, 2023

Most Offensive Rebounds

1. 21, VMI, Nov. 13, 2023
2. 19, Clemson, Nov. 11, 2022
- T3. 18, Winthrop, Dec. 19, 2023
- T3. 18, Eastern Michigan, Dec. 30, 2022
- T5. 17, Elon, Dec. 22, 2023
- T5. 17, at Georgia, Jan. 28, 2023
- T5. 17, WKU, Dec. 22, 2022

Most Defensive Rebounds

1. 38, at Vanderbilt, Jan. 5, 2022
2. 35, USC Upstate, Nov. 6, 2023
3. 34, WKU, Dec. 22, 2022
4. 33, at Florida, Jan. 25, 2023
5. 31, Clemson, Nov. 11, 2022 & at Arkansas, Jan. 20, 2024

Most Total Rebounds

1. 51, WKU, Dec. 22, 2022
2. 50, Clemson, Nov. 11, 2022
3. 46, Eastern Michigan, Dec. 30, 2022
- T4. 45, USC Upstate, Nov. 6, 2023
- T4. 45, at Florida, Jan. 25, 2023

Most Personal Fouls

1. 25, at Vanderbilt, Jan. 5, 2022
- T2. 24, vs. Georgia, Jan. 16, 2024
- T2. 24, vs. Grand Canyon, Nov. 19, 2023
- T2. 24, vs. DePaul, Nov. 17, 2023
5. 23, #16/17 Auburn, Jan. 21, 2023

Most Points

1. 94, Florida A&M, Dec. 30, 2023
2. 89, George Washington, Dec. 1, 2023
- T3. 82, USC Upstate, Nov. 6, 2023
- T3. 82, at LSU, Feb. 18, 2023
5. 80, SC State, Nov. 8, 2022

Fewest Points

1. 42, #8/9 Tennessee, Jan. 7, 2023
2. 45, at #11/13 Tennessee, Feb. 25, 2023
3. 47, at Alabama, Jan. 9, 2024
4. 51, Miss. State, Jan. 31, 2023
- T5. 53, Texas A&M, Jan. 14, 2023
- T5. 53, vs. Colorado State, Nov. 17, 2022

Most Assists

1. 25, at Georgia, Feb. 3, 2024
2. 21, vs. Florida A&M, Dec. 30, 2023
- T3. 20, vs. Kentucky, Jan. 23, 2024
- T3. 20, at Arkansas, Jan. 20, 2024
- T3. 20, at LSU, Feb. 18, 2023

Fewest Turnovers

1. 3, George Washington, Dec. 1, 2023
- T2. 6, Charleston Southern, Dec. 16, 2023
- T2. 6, Presbyterian, Dec. 11, 2022
- T4. 8, at #24/20 Clemson, Dec. 6, 2023
- T4. 8, Notre Dame, Nov. 28, 2023
- T4. 8, USC Upstate, Nov. 25, 2022

Most Turnovers

1. 19, Clemson, Nov. 11, 2022
- T2. 18, Miss. State, Jan. 31, 2023
- T2. 18, at Georgia, Jan. 28, 2023
- T2. 18, #8/9 Tennessee, Jan. 7, 2023
- T5. 17, at Alabama, Jan. 9, 2024
- T5. 17, vs. DePaul, Nov. 17, 2023
- T5. 17, vs. Furman, Nov. 20, 2022

Most Blocks

1. 8, vs. Georgia, Jan. 16, 2024
2. 7, vs. Davidson, Nov. 18, 2022
- T3. 6, vs. Kentucky, Jan. 23, 2024
- T3. 6, George Washington, Dec. 1, 2023
- T3. 6, Georgia, March 4, 2023
- T4. 5, Miss. State, Jan. 6, 2024
- T4. 5, Florida A&M, Dec. 30, 2023
- T4. 5, Winthrop, Dec. 19, 2023

Most Steals

1. 10, #8/9 Tennessee, Jan. 7, 2023
2. 9, vs. ECU, Dec. 17, 2022
- T3. 8, vs. Missouri, Jan. 27, 2024
- T3. 8, at Alabama, Jan. 9, 2024
- T3. 8, vs. Virginia Tech, Nov. 10, 2023
- T3. 8, Miss. State, Jan. 31, 2023

Most Points By Opponent

1. 94, Texas A&M, Jan. 14, 2023
- T2. 85, at #11/13 Tennessee, Feb. 25, 2023
- T2. 85, #8/9 Tennessee, Jan. 7, 2023
- T2. 85, Colorado State, Nov. 17, 2022
- T5. 84, at Vanderbilt, Jan. 5, 2023
- T5. 84, at UAB, Dec. 14, 2022

Fewest Points By Opponent

1. 43, Elon, Dec. 22, 2023
- T2. 53, Notre Dame, Nov. 28, 2023
- T2. 53, USC Upstate, Nov. 25, 2022
4. 57, Presbyterian, Dec. 11, 2022
5. 58, WKU, Dec. 22, 2022

Most Field Goals Made By Opponent

1. 36, at #11/13 Tennessee, Feb. 25, 2023
- T2. 35, #8/9 Tennessee, Jan. 7, 2023
- T2. 35, Colorado State, Nov. 17, 2022
4. 34, Texas A&M, Jan. 14, 2023
5. 31, at Florida, Jan. 25, 2023

Fewest Field Goals Made By Opponent

- T1. 16, Elon, Dec. 22, 2023
- T1. 16, Winthrop, Dec. 19, 2023
3. 17, Notre Dame, Nov. 28, 2023
- T4. 20, vs. Grand Canyon, Nov. 19, 2023
- T4. 20, at Ole Miss, Feb. 11, 2023
- T4. 20, WKU, Dec. 22, 2022

Highest Opponent Field Goal Percent By Opponent

1. 58.3 (35-60), Colorado State, Nov. 17, 2022
2. 58.1 (36-62), at #11/13 Tennessee, Feb. 25, 2023
3. 54.8 (34-62), Texas A&M, Jan. 14, 2023
4. 52.9 (27-51), Miss. State, Jan. 31, 2023
5. 52.2 (24-46), Presbyterian, Dec. 11, 2022

Lowest Opponent Field Goal Percent By Opponent

1. 32.0 percent (16-50), Elon, Dec. 22, 2023
2. 32.7 percent (17-52), Notre Dame, Nov. 28, 2023
3. 34.0 percent (16-57), Winthrop, Dec. 19, 2023
4. 35.6 percent (21-59), USC Upstate, Nov. 6, 2023
5. 36.4 percent (20-55), WKU, Dec. 22, 2022

Most Rebounds By Opponent

- T1. 48, Vanderbilt, Feb. 14, 2023
- T1. 48, Texas A&M, Jan. 14, 2023
- T1. 48, #8/9 Tennessee, Jan. 7, 2023
4. 45, vs. Georgia, Jan. 16, 2024
5. 44, at Vanderbilt, Jan. 5, 2023

Fewest Rebounds By Opponent

1. 23, vs. Virginia Tech, Nov. 10, 2023
- T2. 25, Georgia, March 4, 2023
- T2. 25, Presbyterian, Dec. 11, 2022
- T4. 26, Miss. State, Jan. 6, 2024
- T4. 26, Charleston Southern, Dec. 16, 2023

Most Turnovers By Opponent

- T1. 16, VMI, Nov. 13, 2023
- T1. 16, Miss. State, Jan. 31, 2023
- T3. 15, at Alabama, Jan. 9, 2024
- T3. 15, Elon, Dec. 22, 2023
- T5. 14, Winthrop, Dec. 19, 2023
- T5. 14, #8/9 Tennessee, Jan. 7, 2023
- T5. 14, at Vanderbilt, Jan. 5, 2023

GAMECOCK BASKETBALL ASSISTANT COACHES & SUPPORT STAFF



> **Tanner Bronson, Assistant Coach (Wisconsin, '08)**

- Served in same capacity at Chattanooga for five seasons (2017-22) under Paris
- Was assistant at St. Louis (2012-16) prior to joining the Mocs ; team won 103 games in his five seasons there and made three NCAA appearances, winning a game each time
- Went from manager, to walk-on to scholarship player at Wisconsin under Bo Ryan ; was on four NCAA teams (Elite Eight in 05' and Sweet Sixteen in 08')



> **Tim Buckley, Assistant Coach (Bemidji State, '88)**

- Second season at Carolina and was previously at UNLV (2019-22) ; also was scout with the Minnesota Timberwolves (2017-19)
- Was on staff for the entire Tom Crean tenure at Indiana where he was a part of two Big Ten titles (2013, 2016), four NCAA Appearances, including three trips to the Sweet Sixteen ; the Hoosiers went 138-69 (.667) the last six seasons he was there
- Has had two stints as a head coach at Ball State (2000-06) and Rockford (1989-93)



> **Eddie Shannon, Assistant Coach (Florida, '99)**

- Second season at Carolina ; spent three seasons at Chattanooga (2019-22) under Paris ; also was assistant at Canisius (2017-19)
- Played professionally overseas for 10 seasons with stops in Italy, France, Russia, Sweden, Croatia, Latvia, Greece, Australia, and Cyprus
- Four-year starter at Florida (1995-99), helping usher in the Billy Donovan era in Gainesville ; scored 1,168 career points and left as the career leader in steals (204) ; only player in school history with 200+ steals and he was also second in assists (493)



> **David McKinley, Assistant Coach (Ohio, '13)**

- Second season at Carolina ; was on Paris' staff at Chattanooga for five seasons (2017-22) in variety of roles
- Served as Director of Player Development in first season at Carolina (2022-23) ; was assistant coach for the Mocs for three seasons (2019-22)
- Played collegiately at Ohio University where he was a four-year letterwinner from 2010-13 ; team captain his last two years and member of Bobcat team that won school record 29 games and advanced to the Sweet Sixteen



> **Colby Arendale, Director of Operations (Chattanooga, '18)**

- Second season at Carolina ; served in the same capacity at Chattanooga under Paris for the past three seasons (2019-22)
- Was a student manager in 2017-18 and then a graduate manager for the Mocs from 2018-19
- Recently completed his MBA



> **Carey Rich, Special Assistant to the Head Coach (South Carolina, '95)**

- First official hire of the Paris era at South Carolina ; enters his second season with the team
- Served seven years as superintendent with the City of Columbia's Parks and Recreation Department
- Played one season at Western Carolina before returning home to finish his career with the Gamecocks (1993-95) ; scored 784 career points in Garnet & Black and dished out 340 assists in 79 games ; his 4.30 assists per game average is sixth all-time at Carolina



> **Roman DiPasquale, Director of Video Services (Wisconsin, '11)**

- Second season at South Carolina ; was on the Chattanooga staff all five seasons (2017-22) under Paris serving in a variety of roles
- Worked as the video coordinator at Stanford (2014-16)
- Also has stints in the NBA with Portland (2013-14) and Philadelphia (2011-12) ; was a student manager at Wisconsin




> **Scott Greenawalt, Strength & Conditioning Coach (Muskingum College, '98)**

- Enters his 12th season with men's basketball program in 2023-24 ; worked with men's and women's basketball at Kansas State from 2006-12 before coming to South Carolina with head coach Frank Martin
- Was a part of the staff for the best season in school history which culminated with a trip to the 2017 Final Four
- Worked at Cincinnati for eight years prior to his time in Manhattan ; was an all-conference linebacker in in for Muskingum College



Mark Rodger
Athletic Trainer



Jack Samonsky
Graduate Assistant



Tada Stricklen
Graduate Assistant



Michael DeBates
Associate Director
Communications
& Public Relations



Sam Straker
Creative Media
Producer



Jeremy Ford
Sports Dietician



Charles Waddell
Special Assistant
to the AD // Sport
Admin



COLONIAL LIFE ARENA

HOME OF GAMECOCK BASKETBALL [COLONIAL LIFE ARENA RECORD: 241-115 (.677)]

FUN FACTS ABOUT COLONIAL LIFE ARENA

- > 16,880 cubic yards of earth moved, which is enough to fill 222 swimming pools
- > 3,848 tons of steel, which would weigh equal to 96,200 quarters, which would equal \$24,050
- > 125 miles of cable, which would stretch between Columbia and Folly Beach
- > 1,872 tons of cooling, which would cool an average of 12 grocery stores
- > 205,384 bricks and 60,137 concrete blocks, which would stretch the entire length of Lake Murray (41 miles)
- > 8,750 gallons of paint, which would paint approximately 115 average Columbia 2-story houses
- > 4,781 square yards of carpet, which would carpet approximately the field at Williams-Brice Stadium
- > 443 people working on building the arena at a given time, which would staff 44 fast food restaurants
- > 1,158,000 man-hours to complete Colonial Life Arena, which would equal two working hours from each person living in the Columbia Metro area



CHRIS SILVA THROWS IN A SILVA SLAM FOR TWO OF HIS 27 POINTS THAT LED THE GAMECOCKS TO VICTORY VS. NO. 18 KENTUCKY, 76-68, ON JAN. 16, 2018. CAROLINA TRAILED BY AS MANY AS 14 POINTS IN THE SECOND HALF.

KEY ARENA DATES/ MEMORABLE MOMENTS

- > April 2001 - Construction begins
- > Nov. 24, 2002 - Carolina defeats ETSU, 71-66, in its first contest in the building
- > Jan. 8, 2003 - The Gamecocks post a 55-49 win in the first SEC contest at the building over Ole Miss.
- > March 15, 2006 - Carolina defeats Western Kentucky, 74-55, in the first round of the Postseason NIT. The Gamecocks would go on to win their second straight NIT Championship later that month.
- > Jan. 21, 2009 - Zam Fredrick scores on a last second lay-in to propel the Gamecocks past Florida, 70-69, at the buzzer. Carolina would go on to capture the 2009 SEC Eastern Division Co-Championship.
- > Jan. 26, 2010 - Led by heralded senior Devan Downey, Carolina posted its first win over a No. 1 ranked opponent (AP poll) in school history when it defeated top-ranked Kentucky, 68-62.
- > Feb. 7, 2017 - The Gamecocks would battle Alabama into a four-overtime contest, with the Crimson Tide eventually closing the 90-86 win. Senior guard Sindarius Thornwell scored 44 points and pulled down 21 rebounds in the game. Carolina would go on to its first Final Four in program history later that season.
- > Nov. 15, 2019 - Carolina captures its 200th victory at Colonial Life Arena with a 90-63 win over Cleveland State.
- > Jan. 23, 2024 - The Gamecocks dominated No. 6/6 Kentucky, 79-62. It was the program's highest margin of victory ever over a top-10 team ever.



DEVAN DOWNEY VS. KENTUCKY, JAN. 26, 2010 - HE SCORED 30 POINTS AS CAROLINA BEAT THE TOP-RANKED WILDCATS, 68-62.



TA'LON COOPER TIED A CAREER-HIGH WITH 20 POINTS IN A 79-62 ROUT OVER NO. 6/6 KENTUCKY ON JAN. 23, 2010. CAROLINA HELD THE NATION'S BEST SCORING OFFENSE TO A SEASON-LOW IN POINTS.

2023-24 GAMECOCK SUPERLATIVES

GAMECOCKS' RECORD WHEN ...

At home	11-1
On the road	5-2
At neutral sites	3-0
In overtime	1-0
vs. Top 25 team	2-1
vs. Top 10 team	1-0
vs. Top 5 team	1-0
Leading at half	17-2
Trailing at half	2-1
Tied at half	-
Shooting 50% or better	6-0
Shooting between 39-49.9%	11-0
Shooting less than 39%	3-2
Opp. shooting 50% or better	1-0
Opp. shooting between 39-49.9%	11-3
Opp. shooting less than 39%	6-1
Shooting better than opp.	13-1
Shooting worse than/equal to opp.	6-2
Starters out-score opp. starter	12-1
Opp. starters score/equal more	7-2
Bench out-scores opp. bench	14-1
Opp. bench scores/equals more	5-2
Having more FTs than opp.	14-1
Having equal/less FTs than opp.	5-2
Have more TOs than opp.	9-2
Having equal/less TOs than opp.	10-1
Having more rebounds than opp.	15-0
Having equal/less rebounds than opp.	4-3
Making 6 or more 3FGs	18-2
Having 15 or more assists	12-0
Score more points in paint than opp.	9-2
Scoring equal/less points in paint than opp.	10-1
Scoring more points off TOs than opp.	10-1
Scoring equal/less points off TOs than opp.	9-2
Scoring more 2nd-chance points than opp.	15-0
Scoring equal/less 2nd-chance points than opp.	4-3
Scoring more fast break points than opp.	4-0
Scoring equal/less fast break points than opp.	15-3
Wearing White uniforms	12-1
Wearing Garnet uniforms	3-0
Wearing Black uniforms	4-2
Wearing Throwback White uniforms	4-0
Playing on live TV/live broadcast	19-3
Playing in November	6-0
Playing in December	6-1
Playing in January	6-2
Playing in February	1-0
Playing in March	-
Playing a day game	7-0
Playing a night game	12-3
Playing on a Monday	2-0
Playing on a Tuesday	4-2
Playing on a Wednesday	0-1
Playing on a Thursday	-
Playing on a Friday	4-0
Playing on a Saturday	7-0
Playing on a Sunday	1-0
Scoring margin is 5 points or less	5-2
Margin is between 6-10	7-0
Margin is between 11-20	3-0
Margin is more than 20	4-1
Scoring 59 points or less	0-1
Scoring 60-69 points	4-2
Scoring 70-79 points	12-0
Scoring 80-89 points	2-0
Scoring 90-99 points	1-0
Scoring 100+ points	-

MISCELLANEOUS

Current streak	W5
Home court streak	W2
Away streak	W4
Neutral court streak	W3
* - dates back to last season	

Scoring Leaders	'23-24	Career
Meechie Johnson	10	17*
B.J. Mack	6	6*
Myles Stute	2	2*
Ta'Lon Cooper	3	3*
Collin Murray-Boyles	2	2
Josh Gray		1*
Zachary Davis		1

Rebounding Leaders	'23-24	Career
Josh Gray	3	21*
B.J. Mack	7	7*
Meechie Johnson	5	6*
Ta'Lon Cooper	4	4*
Benjamin Bosmans-Verdonk	1	2*
Myles Stute	2	2*
Stephen Clark	1	1*
Zachary Davis	1	1
Collin Murray-Boyles	3	3

Assists Leaders	'23-24	Career
Meechie Johnson	7	26*
Jacobi Wright	3	21
Ta'Lon Cooper	16	16*
Benjamin Bosmans-Verdonk		3*
Morris Ugusuk	2	2
Zachary Davis	1	3
Collin Murray-Boyles	2	2
Myles Stute	1	1*
B.J. Mack	1	1*
Josh Gray		1*

Blocks Leaders	'23-24	Career
Josh Gray	3	24*
Stephen Clark	8	8*
B.J. Mack	7	7*
Benjamin Bosmans-Verdonk	2	7*
Zachary Davis	3	6
Morris Ugusuk	3	3
Myles Stute	2	2*
Collin Murray-Boyles	5	5
Ta'Lon Cooper	1	1*
Jacobi Wright	1	2

Steals Leaders	'23-24	Career
Zachary Davis	7	16
Meechie Johnson	8	17*
Jacobi Wright	5	11
Josh Gray	1	5*
Benjamin Bosmans-Verdonk		4*
B.J. Mack	4	4*
Ta'Lon Cooper	5	5*
Myles Stute	4	4*
Collin Murray-Boyles	5	5
Morris Ugusuk	1	1

Double-Figure Scoring	'23-24	Career
B.J. Mack	14	75
Ta'Lon Cooper	12	63
Stephen Clark	1	50
Myles Stute	12	42
Meechie Johnson	16	38
Jacobi Wright	6	17
Josh Gray	1	4
Zachary Davis	2	3
Benjamin Bosmans-Verdonk	1	1
Collin Murray-Boyles	4	4
Morris Ugusuk	2	2

20+ points	'23-24	Career
B.J. Mack	4	24
Stephen Clark		11
Meechie Johnson	6	10
Myles Stute	1	5
Ta'Lon Cooper	1	2
Josh Gray		1

30+ points	'23-24	Career
Stephen Clark		11
Josh Gray		8
B.J. Mack	1	8
Ta'Lon Cooper		2

Double-Figure Rebounding	'23-24	Career
Stephen Clark		11
Josh Gray		8
B.J. Mack	1	8
Ta'Lon Cooper		2

Miscellaneous	
Largest Halftime Lead	
SC	28, Florida A&M, Dec. 30, 2023
Opp	1, at Alabama (1/9/24) & at Mizou (1/13/24)
Smallest Halftime Lead	
SC	1, vs. Grand Canyon, Nov. 19, 2023
Opp	1, at Missouri (1/13/24), at Alabama (1/9/24) & vs. Georgia (1/16/24)
Fewest Points In First Half	
SC	29, at Alabama, Jan. 9, 2024
Opp	20, Elon, Dec. 22, 2023
Most Points In First Half	
SC	49, Florida A&M, Dec. 30, 2023
Opp	40, Georgia, Feb. 3, 2024
Fewest Points In Second Half	
SC	18, at Alabama, Jan. 9, 2024
Opp	22, Georgia, Feb. 3, 2024
Most Points In Second Half	
SC	47, vs. GW, Dec. 1, 2023
Opp	49, #24/20 Clemson, Dec. 6, 2023
Most Points In Overtime	
SC	9, at Missouri, Jan. 13, 2024
Opp	7, at Missouri, Jan. 13, 2024
Largest Margin of Victory	
SC	32, Florida A&M, Dec. 30, 2023
Opp	27, at Alabama, Jan. 9, 2024
Smallest Margin of Victory	
SC	2, vs. Virginia Tech (11/10/23) & at Missouri (1/13/24)
Opp	5, #24/20 at Clemson (12/6/23) & vs. Georgia (1/16/24)

Myles Stute	1
-------------	---

5+ assists	'23-24	Career
Ta'Lon Cooper	9	70
Stephen Clark		19
Meechie Johnson	4	13
B.J. Mack		3
Morris Ugusuk	1	1
Jacobi Wright	1	2
Benjamin Bosmans-Verdonk		1
Collin Murray-Boyles	1	1

3+ steals	'23-24	Career
Ta'Lon Cooper	1	10
Stephen Clark		8
Zachary Davis	1	3
Meechie Johnson	1	3
Myles Stute		2
B.J. Mack	1	2
Collin Murray-Boyles	1	1

2+ blocks	'23-24	Career
Stephen Clark	2	58
Ta'Lon Cooper		15
B.J. Mack	4	11
Josh Gray		8
Myles Stute		1
Zachary Davis		1
Collin Murray-Boyles	3	3

Double-Doubles	'23-24	Career
Stephen Clark		11
B.J. Mack	1	8
Ta'Lon Cooper		6
Josh Gray		2
Myles Stute		1

Dunks	'23-24	Career
Josh Gray	10	36*
Zachary Davis	5	9
Collin Murray-Boyles	8	8
Benjamin-Bosmans Verdonk	2	4*
Stephen Clark	3	3*
Myles Stute	2	2*
Ta'Lon Cooper	1	1*
Meechie Johnson	1	1*
Morris Ugusuk	1	1

- tied for team lead also included

- * indicates at Carolina ONLY

2023-24 GAME-BY-GAME

	Date	Result	FG-A	Pct	3FG-A	Pct	FT-A	Pct	O-D-Total	PF	Pts	A	TO	Blk	Stl	Min	Half
USC Upstate at			21-59	35.6%	4-16	25.0%	7-14	50.0%	6-21-27	16	53	13	11	5	11	200	28
South Carolina	11/6/23	W, 82-53	29-55	52.7%	12-22	54.5%	12-19	62.2%	10-35-45	18	82	16	15	4	7	200	42
& - Virginia Tech vs.			26-52	50.0%	7-22	31.8%	18-22	81.8%	6-17-23	12	77	13	5	1	8	200	31
South Carolina	11/10/23	W, 79-70	31-55	56.4%	10-21	47.6%	7-8	87.5%	8-22-30	16	79	16	10	2	2	200	38
VMI at			25-59	42.4%	4-13	30.8%	10-17	58.8%	11-29-40	22	64	11	16	5	5	200	33
South Carolina	11/13/23	W, 74-64	25-71	35.2%	7-23	30.4%	17-25	68.0%	21-23-44	13	74	14	9	3	10	200	41
^ - DePaul vs.			23-56	41.1%	4-16	25.0%	18-24	75.0%	6-23-29	26	68	11	13	3	5	200	32
South Carolina	11/17/23	W, 73-68	24-51	47.1%	5-21	23.8%	20-34	58.8%	9-29-38	24	73	12	17	3	6	200	41
^ - Grand Canyon vs.			20-51	39.2%	5-16	31.3%	23-27	85.2%	11-19-30	21	68	7	13	1	3	200	29
South Carolina	11/19/23	W, 75-68	27-50	54.0%	7-17	41.2%	14-16	87.5%	4-19-23	24	75	18	10	1	3	200	30
Notre Dame at			17-52	32.7%	6-21	28.6%	13-20	65.0%	12-24-36	20	53	8	12	4	2	200	28
South Carolina	11/13/23	W, 65-53	19-50	38.0%	7-25	28.0%	20-26	76.9%	9-23-32	18	65	11	8	4	5	200	31
GW at			25-60	41.7%	11-22	50.0%	6-8	75.0%	11-25-36	9	67	15	10	4	3	200	32
South Carolina	12/1/23	W, 89-67	33-66	50.0%	18-35	51.4%	5-7	71.4%	9-23-32	9	89	19	3	6	7	200	42
South Carolina at			22-61	36.1%	10-30	33.3%	13-19	68.4%	10-28-38	15	67	13	8	3	5	200	30
#24/20 Clemson	12/6/23	L, 67-72	25-56	44.6%	8-18	44.4%	14-20	70.0%	9-33-42	16	72	13	9	7	5	200	23
South Carolina at			21-48	43.8%	9-26	34.6%	17-24	70.8%	7-28-35	17	68	13	9	4	2	200	35
ECU	12/9/23	W, 68-62	21-53	39.6%	5-17	29.4%	15-23	65.2%	7-25-32	18	62	8	8	2	6	200	28
Charleston Southern at			28-58	48.3%	7-18	38.9%	6-8	75.0%	7-19-26	11	69	11	5	7	4	200	36
South Carolina	12/16/23	W, 73-69	29-63	46.0%	6-25	24.0%	9-11	81.8%	15-24-39	7	73	18	6	0	3	200	39
Winthrop at			16-47	34.0%	7-21	33.3%	23-29	79.3%	12-20-32	14	62	13	14	6	6	200	28
South Carolina	12/19/23	W, 72-62	27-68	39.7%	6-26	23.1%	12-12	100%	18-20-38	20	72	15	10	5	6	200	33
Elon at			16-50	32.0%	2-14	14.3%	9-13	69.2%	7-24-31	13	43	8	15	4	4	200	20
South Carolina	12/22/23	W, 70-43	26-63	41.3%	8-30	26.7%	10-16	62.5%	17-27-44	15	70	14	10	3	7	200	30
Florida A&M at			25-63	39.7%	7-13	53.8%	5-10	50.0%	11-19-30	18	62	12	10	4	6	200	21
South Carolina	12/30/23	W, 94-62	30-62	48.4%	10-29	34.5%	24-28	85.7%	15-29-44	9	94	21	10	5	5	200	49
Miss. State at			25-52	48.1%	3-13	23.1%	9-14	64.3%	8-18-26	23	62	9	13	4	10	200	28
South Carolina	1/6/24	W, 68-62	21-52	40.4%	8-23	34.8%	18-26	69.2%	15-20-36	15	68	12	14	5	3	200	30
South Carolina at			17-55	30.9%	5-25	20.0%	8-9	88.9%	12-19-31	13	47	8	17	2	8	200	29
Alabama	1/9/24	L, 47-74	26-54	48.1%	15-34	44.1%	7-9	77.8%	9-27-36	12	74	15	15	4	10	200	30
South Carolina at			24-59	40.7%	7-24	29.2%	16-18	88.9%	15-28-43	17	71	12	16	0	2	205	32
Missouri	1/13/24	W, 71-69 (OT)	26-62	41.9%	5-22	22.7%	12-18	66.7%	11-21-32	16	69	13	7	3	11	205	33
Georgia at			23-61	37.7%	3-13	23.1%	25-32	78.1%	18-27-45	20	74	8	8	7	5	200	33
South Carolina	1/16/24	L, 69-74	23-58	39.7%	6-26	23.1%	17-32	53.1%	15-21-36	24	69	12	9	8	2	200	34
South Carolina at			28-54	51.9%	9-18	50.0%	12-17	70.6%	8-31-39	16	77	20	10	1	1	200	39
Arkansas	1/20/24	W, 77-64	23-62	37.1%	5-18	27.8%	13-16	81.3%	8-19-27	17	64	9	5	3	4	200	27
#6/6 Kentucky at			25-62	40.3%	4-13	30.8%	8-9	88.9%	12-21-33	17	62	7	9	6	5	200	25
South Carolina	1/23/24	W, 79-62	29-60	48.3%	11-24	45.8%	10-14	71.4%	12-24-36	14	79	20	9	6	5	200	33
Missouri at			24-51	47.1%	2-8	25.0%	14-17	82.4%	5-24-29	18	64	10	12	4	5	200	29
South Carolina	1/27/24	W, 72-64	23-52	44.2%	10-25	40.0%	16-24	66.7%	6-22-28	17	72	16	11	4	8	200	39
South Carolina at			19-56	33.9%	10-29	34.5%	15-18	83.3%	9-31-40	18	63	15	10	0	5	200	30
#5/5 Tennessee	1/30/24	W, 63-59	21-58	36.2%	5-21	23.8%	12-20	60.0%	9-28-37	16	59	11	6	2	5	200	26
South Carolina at			29-56	51.8%	7-20	35.0%	7-11	63.6%	9-25-34	10	72	25	9	0	5	200	38
Georgia	2/4/24	W, 72-62	22-56	39.3%	9-28	32.1%	9-9	100.0%	8-20-28	14	62	10	9	6	5	200	40

BOLD - home game | & - Hall of Fame Series (Charlotte, N.C.) | ^ - Arizona Tip-Off (Glendale, Ariz.) | * - indicates SEC contest



2023-24 SOUTH CAROLINA BASKETBALL


OVERALL: 19-3 // SEC: 7-2 // HOME: 11-1 // AWAY: 5-2 // NEUTRAL: 3-0

DATE	OPP.	W/L	SCORE	RECORD (SEC)	POINTS	REBOUNDS	ASSISTS	BLOCKS	STEALS	ATTENDANCE
11/6/23	USC Upstate	W	82-53	1-0	Johnson/Cooper (15)	Davis (8)	Three tied (3)	Four tied (1)	Davis (3)	11,216
11/10/23	Virginia Tech - &	W	79-77	2-0	Stute (21)	Mack (6)	Cooper (7)	Davis/Ugusuk (1)	Wright/Davis (1)	6,783
11/13/23	VMI	W	74-64	3-0	Mack (17)	Mack (13)	Cooper (7)	Three tied (1)	Mack (3)	10,449
11/17/23	DePaul - ^	W	73-68	4-0	Johnson (24)	Cooper/Gray (7)	Cooper (5)	Three tied (1)	Johnson/Gray (5)	3,214
11/19/23	Grand Canyon - ^	W	75-68	5-0	Mack (27)	Johnson (6)	Cooper (5)	Clark (1)	Three tied (1)	2,589
11/28/23	Notre Dame	W	65-53	6-0	Johnson (29)	Cooper/Johnson (5)	Cooper (4)	Four tied (1)	Five tied (1)	15,215
12/1/23	George Wash.	W	89-63	7-0	Johnson (24)	Johnson (8)	Cooper (8)	Clark/Mack (2)	Davis (2)	10,936
12/6/23	at #24/20 Clemson	L	67-72	7-1	Johnson (26)	Mack (7)	Johnson (4)	Three tied (1)	Johnson (3)	9,000
12/9/23	at East Carolina	W	68-62	8-1	Johnson/Stute (15)	Mack (8)	Cooper/Wright (3)	Clark (3)	Davis/Johnson (1)	5,568
12/16/23	Charleston So.	W	73-69	9-1	Mack (16)	Johnson (6)	Ugusuk (5)	None	Three tied (1)	10,006
12/19/23	Winthrop	W	72-62	10-1	Johnson (20)	Mack (7)	Johnson (5)	Mack (2)	Davis/Wright (2)	9,455
12/22/23	Elon	W	70-43	11-1	Cooper (17)	Stute (8)	Three tied (3)	Three tied (1)	Wright (2)	10,203
12/30/23	Florida A&M	W	94-62	12-1	C. Murray-Boyles (17)	Clark (9)	Johnson (6)	Mack (2)	Murray-Boyles (2)	11,070
1/6/24	Miss. State	W	68-62	13-1 (1-0)	Johnson (24)	Three tied (6)	Cooper (7)	Mack (2)	Three tied (1)	11,382
1/9/24	at Alabama	L	47-74	13-2 (1-1)	Johnson (16)	Mack (6)	Johnson/Stute (2)	Gray/Ugusuk (1)	Cooper (3)	10,208
1/13/24	at Missouri	W	71-69 (OT)	14-2 (2-1)	Mack (21)	Cooper (8)	Three tied (3)	None	Johnson/Stute (1)	11,135
1/16/24	Georgia	L	69-74	14-3 (2-2)	Johnson (19)	CMB/Cooper (6)	Davis/Cooper (3)	Murray-Boyles (4)	Johnson/Cooper (1)	12,404
1/20/24	at Arkansas	W	77-64	15-3 (3-2)	Mack (18)	Mack (9)	Wright/Cooper (5)	Murray-Boyles (1)	Gray (1)	19,200
1/23/24	#6/6 Kentucky	W	79-62	16-3 (4-2)	Cooper (20)	Murray-Boyles (9)	CMB/Cooper (5)	Murray-Boyles (3)	CMB/Davis (2)	18,000
1/27/24	Missouri	W	72-64	17-3 (5-2)	Mack (21)	CMB (8)	Cooper (4)	Murray-Boyles (2)	CMB (4)	13,553
1/30/24	at #5/5 Tennessee	W	63-59	18-3 (6-2)	Cooper (18)	Gray (7)	Johnson (6)	None	Johnson/Stute (2)	20,667
2/4/24	at Georgia	W	72-62	19-3 (7-2)	Murray-Boyles (16)	Gray (8)	Cooper (8)	None	Murray-Boyles (2)	10,523


& - Hall of Fame Series (Charlotte, N.C.) | ^ - Arizona Tip-Off (Glendale, Ariz.) | * - indicates SEC contest | home games in **bold**



GAME 1
Columbia, S.C.
Colonial Life Arena
Nov. 6, 2023
Transfers make immediate impact as team knocks down 12 3s



GAME 2
Charlotte, N.C.
Spectrum Center
Nov. 10, 2023
100th career victory for head coach Lamont Paris



GAME 3
Columbia, S.C.
Colonial Life Arena
Nov. 13, 2023
Mack leads way with 17 & 13 for 8th career double-double

COLUMBIA, S.C. – (AP) Meechie Johnson and Ta'Lon Cooper each scored 15 points and South Carolina beat South Carolina Upstate 82-53 in a season opener on Monday night.

B.J. Mack added 13 points and Myles Stute had 10 for South Carolina.

Justin Bailey scored 13 points and Tre Broadnax added 10 for SC Upstate.

Bailey's 3-pointer almost 3 1/2 minutes in gave SC Upstate its only lead of the game at 5-3. South Carolina led 42-28 at halftime and outscored the Spartans 40-25 after intermission.

South Carolina leads the overall series 8-1, including 4-1 in Columbia. The 29-point win nearly doubles the previous average of 15.4 points per game for margin of victory the Gamecocks have over SC Upstate.

South Carolina's four transfers (Cooper, Mack, Stute and Stephen Clark) entered having played a combined 430 games at the Division I level with 299 starts among them. The entire team's 480 combined Division I starts ranks third in the Southeastern Conference behind only Mississippi State (514) and Texas A&M (502) entering this season.

CHARLOTTE, N.C. – (AP) B.J. Mack made the go-ahead basket with 20 seconds left and South Carolina prevented Virginia Tech from getting off a shot on its next possession and the Gamecocks beat the Hokies 79-77 on Friday night.

In the first game played between the programs since 1997, Myles Stute scored 21 points shooting 7 for 11 including 5 for 6 from 3-point range, Mack scored 19 and secured six rebounds, Talon Cooper and reserve Jacobi Wright each scored 12 and Meechie Johnson scored 11 for the Gamecocks (2-0).

On his game winner, Mack methodically backed down Mylyjael Poteat on the left side, drove to the baseline and converted the reverse layup. Following a Hokies (1-1) timeout, South Carolina disrupted a dribble-handoff attempt a few feet beyond the 3-point line to force a turnover to all but end it.

Mack missed the front end of a 1-and-1 with two seconds left, and an errant heave attempt by the Hokies sealed it.

Sean Pedulla scored 26 points, Hunter Catoor 13 and Lynn Kidd 12 for Virginia Tech.

COLUMBIA, S.C. – (AP) B.J. Mack scored 17 points and grabbed 13 rebounds to lead South Carolina to a 74-64 victory over VMI on Monday night.

Mack, a 6-foot-8 forward transfer from Wofford, shot 5 of 11 from the floor and made 6 of 7 free throws. Meechie Johnson added 13 points and Myles Stute had 10 for South Carolina, which is 3-0 for the first time since the 2019-2020 season.

Mack scored five points and Stute added four during a 16-7 run to open the second half that stretched the Gamecocks' lead to 57-40 with 13:48 to play. It was their largest lead of the game. Jacobi Wright, who finished with nine points, ended the surge with a 3-pointer.

VMI had a 10-2 run to pull to 70-62 with 1:34 left but couldn't get closer.

Freshman reserve Tyran Cook scored 16 points on 6-of-11 shooting to lead VMI (1-2). DJ Nussbaum made 6 of 9 field goals for 14 points. Koree Cotton added 10 points for the Keydets.

South Carolina led for most of the first half and by as many 14 points, building a 41-33 advantage at the break. Mack scored eight points and Johnson chipped in seven in the first half.

GAME 1

GAME 2

GAME 3

Official Basketball Box Score - Final
USC Upstate at South Carolina
11/06/23 Colonial Life Arena, Columbia
2023-24 South Carolina Men's Basketball

Game Time: 17:00 PM
Game Duration: 1:55
Attendance: 11,739

Officials: Todd Austin, Byron Jamel, Hunter Allen

USC Upstate - 53											
Record: 0-1											
NO.	Name	Min	FG	3P	FT	Rebounds	Fouls	TP	AS	TO	ST
			MA	MA	MA	OR	DR	FF	PF	PF	BL
35	Amin Langlais	22:54	12	0/0	0/1	3	4	7	2	2	2
1	Nick Aves	27:53	4/9	0/0	0/0	2	2	3	1	1	1
2	Justin Bailey	26:25	4/11	2/4	0/0	0	2	7	19	0	0
5	Jacobi Wright	21:47	5/5	1/1	0/0	3	3	3	7	1	0
12	Tre Broadnax	23:58	3/13	0/4	0/1	4	4	1	10	3	2
11	Patrick Irel	13:54	2/2	0/0	0/2	2	2	1	2	4	1
14	Floyd Rideau Jr.	19:41	0/4	0/2	0/0	1	3	4	1	0	2
15	Jorge Ochoa	10:11	0/2	0/1	0/0	1	0	1	0	0	0
34	Miguel Ayres	13:05	2/5	1/4	0/0	0	0	0	0	5	0
3	Eduardo Plear	13:57	1/4	0/2	0/0	0	0	0	2	0	0
21	CJ Rich	02:05	0/1	0/1	0/0	0	0	0	0	0	0
22	Thomas Shields	02:05	1/1	0/0	0/0	0	0	0	0	2	0
23	Dave Dickinson III	02:05	0/0	0/0	0/0	0	0	0	0	0	0
Totals		21:59	4/16	7/14	6	21	27	16	13	53	13

Shooting By Period
1st FG: 1/3 (33.3%)
2nd FG: 1/3 (33.3%)
3rd FG: 1/3 (33.3%)
4th FG: 1/3 (33.3%)
FT: 6/9 (66.7%)
3PT: 2/7 (28.6%)
Total FG: 4/16 (25.0%)
Total 3PT: 7/14 (50.0%)
Total FT: 6/9 (66.7%)
Dead Ball Rebounds: 4/1

Technical Fouls: NONE

Biggest lead: 2 (11:46, 24)
Best Scoring Run: 10 (12:02-12:11) (12:02-12:11)
Lead Changes: 2
Times Tied: 1
Time with Lead: 00:20 37:08

Official Basketball Box Score - Final
Virginia Tech at South Carolina
11/10/23 Spectrum Center, Charlotte, N.C.
2023-24 Men's Basketball

Game Time: 7:00 PM
Game Duration: 2:15
Attendance: 10,340

Officials: Tony Green, Ted Ventresca, KB Bester

Virginia Tech - 77											
Record: 1-1											
NO.	Name	Min	FG	3P	FT	Rebounds	Fouls	TP	AS	TO	ST
			MA	MA	MA	OR	DR	FF	PF	PF	BL
31	Robbie Bran	17:11	5/5	1/3	0/0	1	0	1	0	0	0
15	Lynn Kidd	26:28	5/7	0/0	2/2	1	5	6	2	2	2
0	Hunter Catoor	40:00	4/12	3/10	2/2	0	4	4	3	4	0
2	MJ Collins	17:51	1/3	0/0	0/0	0	1	0	1	0	2
3	Sean Podusa	35:22	7/13	2/6	3/11	1	9	5	1	5	2
23	Tyler Nickel	22:09	0/3	0/2	0/2	0	0	0	0	0	0
34	Mylyjael Poteat	13:30	3/3	0/4	1/1	2	3	9	0	1	1
4	Macki Long	22:51	3/5	0/0	0/1	1	0	1	3	1	6
10	Brendan Rechsteiner	01:21	0/1	0/1	0/0	0	0	0	0	0	0
Totals		25:52	7/22	18/22	8	17	23	12	16	77	13

Shooting By Period
1st FG: 1/3 (33.3%)
2nd FG: 2/4 (50.0%)
3rd FG: 2/4 (50.0%)
4th FG: 2/4 (50.0%)
FT: 8/12 (66.7%)
3PT: 18/22 (81.8%)
Total FG: 7/22 (31.8%)
Total 3PT: 18/22 (81.8%)
Total FT: 8/12 (66.7%)
Dead Ball Rebounds: 2/0

Technical Fouls: NONE

Biggest lead: 5 (11:13, 10) (11:13, 24)
Best Scoring Run: 5 (11:13, 10) (11:13, 24)
Lead Changes: 3
Times Tied: 6
Time with Lead: 06:16 30:33

Official Basketball Box Score - Final
VMI at South Carolina
11/13/23 Colonial Life Arena, Columbia
2023-24 South Carolina Men's Basketball

Game Time: 7:00 PM
Game Duration: 1:58
Attendance: 10,440

Officials: Steven Anderson, Eric Lewis, Jerry Heater

VMI - 64											
Record: 1-2											
NO.	Name	Min	FG	3P	FT	Rebounds	Fouls	TP	AS	TO	ST
			MA	MA	MA	OR	DR	FF	PF	PF	BL
42	DJ Nussbaum	25:52	6/9	0/0	2/2	1	4	5	4	1	0
1	Brennan Watkins	28:00	1/7	0/3	4/4	0	2	1	2	1	6
2	Taeshaud Jackson	29:27	4/9	0/2	0/2	1	10	11	3	2	0
4	Koree Cotton	26:29	4/11	2/3	0/0	1	0	1	2	0	1
11	Davin Butler	18:14	1/3	1/3	0/0	2	2	4	0	0	0
0	Tyran Cook	28:10	6/11	1/2	3/3	1	2	4	3	16	3
10	Stephen Otoworji	14:08	2/7	0/0	0/0	3	2	5	4	2	4
12	Corey Chesley	18:35	1/2	0/0	0/0	3	3	2	0	2	0
32	Robert Peters	10:33	0/0	0/0	0/4	0	1	1	0	2	0
23	Maurice Wright Jr.	05:41	0/0	0/0	1/2	0	0	0	0	1	0
Totals		25:59	4/13	10/17	11	29	44	22	13	64	11

Shooting By Period
1st FG: 1/3 (33.3%)
2nd FG: 1/3 (33.3%)
3rd FG: 1/3 (33.3%)
4th FG: 1/3 (33.3%)
FT: 11/11 (100%)
3PT: 10/17 (58.8%)
Total FG: 4/13 (30.8%)
Total 3PT: 10/17 (58.8%)
Total FT: 11/11 (100%)
Dead Ball Rebounds: 5/0

Technical Fouls: NONE

Biggest lead: 3 (11:25, 17) (2:12, 13)
Best Scoring Run: 5 (11:25, 17) (11:25, 17)
Lead Changes: 2
Times Tied: 2
Time with Lead: 01:00 37:41



73
Glendale, Ariz.
Desert Diamond Arena
Nov. 17, 2023
Transfers make immediate impact as team knocks down 12 3s

GAME 4
Glendale, Ariz.
Desert Diamond Arena
Nov. 17, 2023
Transfers make immediate impact as team knocks down 12 3s

75
Glendale, Ariz.
Desert Diamond Arena
Nov. 19, 2023
Mack scores 21 of 27 in second half to lead Gamecocks to title

GAME 5
Glendale, Ariz.
Desert Diamond Arena
Nov. 19, 2023
Mack scores 21 of 27 in second half to lead Gamecocks to title

65
Columbia, S.C.
Colonial Life Arena
Nov. 28, 2023
Johnson scores career-high 29 points on 9-of-15 shooting

GAME 6
Columbia, S.C.
Colonial Life Arena
Nov. 28, 2023
Johnson scores career-high 29 points on 9-of-15 shooting

GLENDALE, Ariz. (AP) — Meechie Johnson scored 24 points Friday night and South Carolina never trailed in its 73-68 win over DePaul at the Arizona Tip-Off.

South Carolina (4-0) is off to its best start since the 2016-17 team, which lost 77-73 to Gonzaga in the Final Four, won its first eight games.

Johnson scored 20 points in a 20-6 run that gave the Gamecocks a 24-10 lead when he capped the spurt with a jumper and then a three-point play midway through the first half. South Carolina took a nine-point lead into intermission and stretched its lead to 58-44 when Benjamin Bosmans-Verdonk made a layup with 12:18 to play.

Elijah Fisher and K.T. Raimey each hit a 3-pointer as the Blue Demons scored 11 of 14 points to trim their deficit to six with 5 minutes to go and DaSean Nelson hit 1 of 2 free throws to make it 67-62 with 2:35 remaining. Johnson answered with two free throws 13 seconds and the Gamecocks, who shot just 59% (20 of 34) from the charity stripe, made 4 of 6 from the foul line from there to seal it.

Chico Carter Jr. — a native of Columbia and a graduate transfer from South Carolina — scored 24 points on 8-of-13 shooting for DePaul (1-3).

Zachary Davis added 10 points for the Gamecocks.

GLENDALE, Ariz. (AP) — B.J. Mack hit four 3-pointers and scored 27 points — 21 in the second half — to help South Carolina beat Grand Canyon 75-68 Sunday to win the Cactus Division at the Arizona Tip-Off.

Mack made 7 of 12 from the field and 9 of 9 from the free-throw line. Myles Stute scored 12 points and Jacobi Wright added 10 — including two baskets in the final 2-plus minutes — on 4-of-5 shooting for South Carolina (5-0).

Gabe McGlothran made two free throws to open the scoring in the second half and give Grand Canyon a 31-30 lead but Mack answered with a 3-pointer that gave South Carolina the lead for good with 19:29 to play and the Lopes trailed the rest of the way.

Mack made a layup and then hit two free throws to stretch the lead to 54-43 midway through the second half but Collin Moore hit a 3-pointer to spark a 14-5 that trimmed Grand Canyon's deficit to two points with 5:32 remaining. Mack hit a 3-pointer and made three free throws after he was fouled on another 3-point shot to make it 67-58 with 4 minutes to go.

McGlothran led Grand Canyon (3-1) with 18 points, Tyon Grant-Foster scored 16, Moore 15 and Ray Harrison added 12.

COLUMBIA, S.C. (AP) — Meechie Johnson scored a career-high 29 points and B.J. Mack scored 17 points and South Carolina used the second half to distance itself from Notre Dame and beat the Irish 65-53 on Tuesday night in an ACC/SEC Challenge contest.

South Carolina (6-0) is off to its best start since former coach Frank Martin took the program to the Final Four in 2017.

Johnson finished 9-for-15 shooting, Mack was 6 for 15 and the rest of the Gamecocks went 4 for 20. South Carolina made 38% (19 of 50) of its shot attempts.

Trae Davis scored 15 points, J.R. Konieczny 11 and Julian Roper II 10 for Notre Dame (3-3).

South Carolina capitalized on Notre Dame's 1-four-13 shooting stretch in the second half, and when Johnson made a pull-up bank shot in the lane, the Gamecocks reached their biggest lead to that point, 48-41, with 8:23 left. Less than a minute later, Johnson made a 3-pointer and the Gamecocks led by double figures for most of the remainder.

Braeden Shrewsbury gave Notre Dame its last lead at 40-38 with 14:14 left. South Carolina led 31-28 at halftime.

GAME 4

GAME 5

GAME 6

Official Basketball Box Score - Final
South Carolina at DePaul
11/17/23 Desert Diamond Arena, Glendale
2023-24 Men's Basketball

Game Time: 1:30 PM
Game Duration: 1:59
Attendance: 1,214

Officials: Thomas Nunez, Frank Haney II, Robert Langley

South Carolina - 73		Record: 4-0										Shooting By Period					
NO.	Name	Min	FG	3P	FT	Rebounds	Fouls	TP	AS	TO	ST	Blocks	pts	fg%	3pt%	ft%	
2	B.J. Mack	15:59	2-5	0-3	0-0	0	1	1	4	1	4	0	0	11	40.0%	0.0%	
4	Stephen Clark	11:16	1-1	0-0	0-0	2	2	2	3	2	0	0	1	0	0.0%	0.0%	
10	Myles Stute	29:36	3-7	1-3	0-0	0	5	1	7	1	2	0	0	9	42.9%	0.0%	
5	Meechie Johnson	32:47	9-16	1-1	7-11	2	3	5	5	2	1	2	0	24	56.3%	100.0%	
55	Talton Cooper	31:27	2-6	1-2	4-6	3	4	7	1	4	3	2	0	10	33.3%	66.7%	
1	Jacobi Wright	24:27	2-5	0-2	2-2	0	3	3	2	3	0	0	0	6	40.0%	0.0%	
3	Benjamin Bosmans-Verdonk	08:19	1-1	0-0	1-2	1	1	2	1	3	0	0	0	2	100%	0.0%	
12	Zachary Davis	18:46	3-6	2-3	2-4	1	2	3	1	2	1	0	1	12	50.0%	66.7%	
15	Morris Ugusak	16:11	0-1	0-1	0-0	0	0	0	0	0	0	1	0	0	0.0%	0.0%	
33	Josh Gray	15:11	2-3	0-0	4-9	1	6	7	3	6	0	0	1	1	3	66.7%	0.0%
Team			1	2	3	0	0	0	0	0	0	0	0	0	0	0	
Totals			24-51	5-21	20-34	9	29	38	24	25	12	17	6	3	5	5	

Official Basketball Box Score - Final
South Carolina at Grand Canyon
11/19/23 Desert Diamond Arena, Glendale
2023-24 Men's Basketball

Game Time: 7:00 PM
Game Duration: 2:10
Attendance: 1,509

Officials: Kevin Birk, Robert Langley, Glen Murphy

South Carolina - 75		Record: 5-0										Shooting By Period				
NO.	Name	Min	FG	3P	FT	Rebounds	Fouls	TP	AS	TO	ST	Blocks	pts	fg%	3pt%	ft%
2	B.J. Mack	25:23	7-12	4-7	9-9	1	2	3	4	6	2	2	1	10	58.3%	57.1%
4	Stephen Clark	20:36	3-3	0-0	0-0	0	1	1	4	0	6	2	1	0	100%	0.0%
10	Myles Stute	25:08	5-9	1-4	1-2	0	2	6	2	4	1	0	1	10	55.6%	25.0%
5	Meechie Johnson	31:21	4-10	1-3	0-0	0	6	6	5	0	2	0	0	0	40.0%	0.0%
55	Talton Cooper	34:52	1-3	0-1	0-0	0	0	0	3	2	5	1	0	0	0.0%	0.0%
1	Jacobi Wright	25:49	4-5	0-0	2-2	0	1	1	1	2	0	0	0	10	80.0%	0.0%
31	Benjamin Bosmans-Verdonk	11:06	0-1	0-0	0-0	0	3	3	0	0	0	0	0	0	0.0%	0.0%
12	Zachary Davis	12:10	2-4	1-2	0-0	0	0	0	3	1	5	1	0	0	50.0%	0.0%
33	Josh Gray	06:30	1-3	0-0	2-3	2	1	3	4	4	0	0	0	0	33.3%	0.0%
15	Morris Ugusak	05:54	0-0	0-0	0-0	0	1	1	2	0	0	0	0	0	0.0%	0.0%
Team			1	2	3	0	0	0	0	0	0	0	0	0	0	0
Totals			27-50	7-17	14-16	4	19	23	24	21	25	10	3	1	1	7

Official Basketball Box Score - Final
Notre Dame at South Carolina
11/28/23 Colonial Life Arena, Columbia, S.C.
2023-24 South Carolina Men's Basketball

Game Time: 7:00 PM
Game Duration: 1:59
Attendance: 15,205

Officials: Terry Ojesty, Chuck Jones, Owen Short

Notre Dame - 53		Record: 3-3										Shooting By Period				
NO.	Name	Min	FG	3P	FT	Rebounds	Fouls	TP	AS	TO	ST	Blocks	pts	fg%	3pt%	ft%
13	Tae Davis	28:14	5-8	1-1	4-7	3	5	3	15	0	0	0	0	1	1	0
14	Kebba Njie	27:47	0-7	0-0	2-2	4	6	2	6	2	2	0	0	1	3	0
10	Myles Stute	28:16	4-8	1-3	1-2	1	5	6	3	1	1	0	2	0	1	0
3	Mackus Burton	06:36	2-4	3-5	3-5	3	4	8	5	6	1	0	0	0	0	0
20	J.R. Konieczny	33:15	3-11	2-6	3-4	0	2	1	12	1	0	0	0	0	1	0
11	Braeden Shrewsbury	19:37	3-7	1-4	0-0	0	0	0	0	0	1	1	0	0	0	0
25	Matt Zona	02:30	0-0	0-0	0-0	0	0	0	0	0	0	0	0	0	0	0
2	Logan Imes	08:39	0-0	0-0	0-0	0	0	0	0	0	0	0	0	0	0	0
0	Carry Scott	15:23	0-3	0-3	0-0	0	4	2	0	0	0	0	0	0	0	0
Team			17-50	6-21	13-20	12	24	26	18	5	12	2	4	4	12	0
Totals			53-102	18-42	22-30	18	35	38	8	22	24	4	4	12	0	0

Official Basketball Box Score - Final
DePaul at South Carolina
11/23/23 Colonial Life Arena, Columbia, S.C.
2023-24 Men's Basketball

Game Time: 7:00 PM
Game Duration: 2:10
Attendance: 15,205

Officials: Thomas Nunez, Frank Haney II, Robert Langley

DePaul - 68		Record: 1-3										Shooting By Period				
NO.	Name	Min	FG	3P	FT	Rebounds	Fouls	TP	AS	TO	ST	Blocks	pts	fg%	3pt%	ft%
21	DaSean Nelson	14:22	3-10	0-2	2-5	1	2	3	4	8	2	0	0	0	0	0
25	Jeremiah Oden	33:15	3-10	0-2	1-2	0	3	3	2	7	0	0	1	0	1	0
2	Chico Carter, Jr.	36:42	8-13	1-3	7-9	2	4	6	1	2	0	0	1	0	1	0
22	Elijah Fisher	35:44	1-3	1-1	1-1	1	1	2	3	2	2	1	0	0	0	0
23	Caleb Murphy	20:50	3-4	0-0	2-2	0	3	3	5	8	2	0	0	0	0	0
5	Churchill Abass	18:19	2-4	0-0	0-0	4	4	1	4	1	4	1	2	1	0	0
10	Jaden Henley	15:53	1-5	0-1	2-2	0	0	0	3	3	2	0	0	0	0	0
4	K.T. Raimey	17:16	2-6	2-6	2-2	0	4	4	1	8	0	4	1	0	0	0
11	Keondre Young	07:31	0-1	0-1	0-0	0	1	1	0	0	0	0	0	0	0	0
Team			2	2	4	0	1	1	0	0	0	0	0	0	0	0
Totals			23-50	4-16	18-24	6	23	29	28	24	68	11	13	5	3	5

Official Basketball Box Score - Final
Grand Canyon at South Carolina
11/19/23 Desert Diamond Arena, Glendale
2023-24 Men's Basketball

Game Time: 7:00 PM
Game Duration: 2:10
Attendance: 1,509

Officials: Kevin Birk, Robert Langley, Glen Murphy

Grand Canyon - 68		Record: 3-1										Shooting By Period				
NO.	Name	Min	FG	3P	FT	Rebounds	Fouls	TP	AS	TO	ST	Blocks	pts	fg%	3pt%	ft%
24	Duke Brennan	19:19	0-1	0-0	3-4	2	3	4	2	3	1	3	0	0	0	0
30	Gabe McGlothran	37:57	4-8	1-3	9-10	3	8	9	5	6	18	1	1	0	1	0
0	Ray Harrison	06:57	4-13	0-2	4-4	0	3	3	2	12	3	1	0	0	0	0
7	Tyon Grant-Foster	34:39	5-15	1-6	5-7	0	3	3	4	8	16	1	2	1	0	0
4	Collin Moore	32:29	5-7	3-3	2-2	0	2	2	2	3	15	1	3	1	0	0
2	Sydney Curry	13:05	2-4	0-0	0-0	0	3	2	1	4	0	0	0	0	0	0
3	Isaiah Shaw	08:10	0-2	0-1	0-0	0	0	0	0	0	0	0	0	0	0	0
22	Joah Baker	04:37	0-0	0-0	0-0	0	0	0	0	0	0	0	0	0	0	0
5	Lok War	12:47	0-1	0-1	0-0	0	1	1	2	0	0	0	1	0	0	0
Team			1	2	3	0	0	0	0	0	0	0	0	0	0	0
Totals			20-51	5-17	23-27	11	19	30	21	29	68	7	13	3	1	1

Official Basketball Box Score - Final
South Carolina at Notre Dame
11/28/23 Colonial Life Arena, Columbia, S.C.
2023-24 South Carolina Men's Basketball

Game Time: 7:00 PM
Game Duration: 1:59
Attendance: 15,205

Officials: Terry Ojesty, Chuck Jones, Owen Short

South Carolina - 65		Record: 6-0										Shooting By Period				
NO.	Name	Min	FG	3P	FT	Rebounds	Fouls	TP	AS	TO	ST	Blocks	pts	fg%	3pt%	ft%
2	B.J. Mack	26:49	6-1													



89

GAME 7

Columbia, S.C.
Colonial Life Arena
Nov. 6, 2023



67

Gamecocks knock down school record 18 3s in blowout win



67

GAME 8

Clemson, S.C.
Littlejohn Coliseum
Dec. 6, 2023



72

Tigers use late run to rally against the Gamecocks



68

GAME 9

Greenville, N.C.
Williams Arena
Dec. 9, 2023



62

Johnson scores 13 of 15 in second half of first road win

COLUMBIA, S.C. (AP) - Meechie Johnson knocked down 5 of 7 3-pointers to put up 24 points and B.J. Mack hit 4 of 8 from deep to add another 20 points as South Carolina rode 18 treys to an 89-67 win over George Washington on Friday night.

The Gamecocks (7-0) came into the game shooting 37% from beyond the arc and hit 18 of 35 (51%) against the Revolutionaries. Overall they hit 33 of 66 from the field.

Johnson entered after scoring 29 points in South Carolina's 65-53 win over Notre Dame and wasted little time dialing in from distance, hitting his first 3-pointer two minutes into the game and hit three treys in the final 6:49 to put the game away.

Johnson added eight rebounds and Mack blocked a pair of shots. Ta'lon Cooper contributed 14 points and eight assists and Myles Stute added 11 points.

George Washington (6-2) shot 42% (25 of 60) from the field, including 11 of 22 from beyond the arc. Darren Buchanan Jr. had 18 points, six rebounds and two assists. James Bishop IV had 14 points and four assists. Trey Autry hit 3 of 6 from deep and added 13 points and Jacoi Hutchinson contributed 10 points.

CLEMSON, S.C. (AP) - Chauncey Wiggins scored 13 of his career high 15 points in the second half, Ian Schiefelin had 12 points and 12 rebounds and No. 24 Clemson rallied to beat South Carolina 72-67 on Wednesday night.

The game marked the first time in the 173-game series between the instate rivals - dating to the 1912-13 season - that both teams went in 7-0.

Schiefelin - who picked up his fourth personal foul moments earlier - hit a 3-pointer, grabbed a rebound on the other end and then threw down a contested two-hand dunk in a 29-second span to give Clemson a 59-56 lead with 4:53 to play. Schiefelin's steal led to a Chase Hunter layup with 3:04 left. After PJ Hall missed the second of two free throws, Schiefelin sent the offensive rebound to Hunter who gave the Tigers a 65-59 lead - their biggest of the game - with 1:52 remaining.

Hall had 14 points, eight rebounds and four blocks, Joseph Girard III added 12 points for Clemson (8-0) and Hunter scored all of his 10 points in the second half.

Meechie Johnson hit 6 of 10 from 3-point range and led South Carolina with 26 points. B.J. Mack had 10 points and seven rebounds and Stephen Clark - who left the game due to an injury with about 7 minutes to play and did not return - also scored 10.

Johnson made two free throws to give South Carolina (7-1) an 11-point lead - its biggest of the game - with 15 minutes left. RJ Godfrey sandwiched two layups around a 3-pointer by Girard to tie it 4 minutes later and Ta'lon Cooper answered with a 3 with 10:32 remaining.

Wiggins made back-to-back 3s to put Clemson up 54-51 before Johnson missed a 3-point shot on the other end but Collin Murray-Boyles grabbed the offensive rebound and kicked it back to Johnson at the same spot for a 3-pointer to tie it with 6:50 left.

GREENVILLE, N.C. (AP) - Meechie Johnson and Myles Stute scored 15 points apiece and South Carolina held on to beat East Carolina 68-62 on Saturday.

B.J. Mack added 13 points for the Gamecocks (8-1) which shot 43.8% (21 for 48 overall). Johnson, Stute and Mack combined to make 14 of the team's 21-made baskets.

RJ Felton scored 15 points, Ezra Ausar and Bobby Pettiford Jr. scored 14 points apiece and Brandon Johnson 10 for East Carolina (6-4).

Mack's 3-pointer with 1:22 left gave South Carolina a 62-60 lead and it never trailed again. Pettiford tied it after an ECU timeout before Mack made 1 of 2 foul shots with 37 seconds left for a 63-62 advantage. On its next possession, Ausar lost control of the ball underneath the basket and it went out of bounds. Ta'lon Cooper made 1 of 2 foul shots on South Carolina's next possession for a two-point lead. ECU's Pettiford turned it over on the Pirates next possession and Davis sank two foul shots with four seconds left for the final margin.

East Carolina rallied from a 35-28 halftime deficit and outscored the Gamecocks 12-3 and took its first lead at 40-38 on Ausar's soft layin in the lane.

The Gamecocks turned an 11-10 lead into a 23-12 margin with 3-pointers coming from Davis, two from Cooper and Morris Ugusuk with each make off an assist as South Carolina worked the ball around the perimeter to counter the Pirates' 2/3 zone.

East Carolina responded with a 12-3 run pushing the pace to get within 26-24 with 3:27 before halftime, but South Carolina outscored the Pirates 9-4 and went to intermission up 35-28.

Saturday marked the first time the Pirates had welcomed a Southeastern Conference opponent to Minges Coliseum since 2002 when ECU beat Ole Miss, 65-58.

The Gamecocks hadn't visited Minges Coliseum since Jan. 13, 1988, when South Carolina defeated ECU 78-51. The Pirates now are 2/3 in home games against South Carolina.

GAME 7

Official Basketball Box Score - Final
George Washington at South Carolina
12/02/23 Colonial Life Arena, Columbia
2023-24 South Carolina Men's Basketball
Game Time: 17:00 PM
Game Duration: 1:48
Attendance: 10,539
Officials: Todd Austin, Michael Wilkins, Ron Grover

GAME 8

Official Basketball Box Score - Final
South Carolina at Clemson
12/06/23 Littlejohn Coliseum, Clemson
2023-24 Clemson Men's Basketball
Game Time: 8:00 PM
Game Duration: 2:26
Attendance: 10,000
Officials: Ron Grover, Lee Cassell, Vladimir Voytyadov

GAME 9

Official Basketball Box Score - Final
South Carolina at East Carolina
12/09/23 Williams Arena at Minges, Greenville, N.C.
2023-24 Men's Basketball
Game Time: 12:00 PM
Game Duration: 2:15
Attendance: 5,580
Officials: Garrick Shannon, Lucas Serris, Michael Seabold

South Carolina - 89
Record: 7-0
Shooting By Period
FG 3P FT Rebounds Fouls TP AS TO ST Blocks
2 D.J. Mack F 21-40 5-13 4-6 4 6 1 6 7 2 4 0 0 0 2 0-26

Clemson - 72
Record: 8-0
Shooting By Period
FG 3P FT Rebounds Fouls TP AS TO ST Blocks
4 Ian Schiefelin F 24-31 4-6 1-1 3-5 3 9 12 2 3 12 0 1 2 0 1 0 1 5

East Carolina - 62
Record: 6-4
Shooting By Period
FG 3P FT Rebounds Fouls TP AS TO ST Blocks
2 Ezra Ausar F 24-32 3-8 0-0 8-11 1 3 8 2 6 14 0 5 0 1 2 1 2

Biggest lead 0 (11:20) 20:00 25 (2:45) 3:59
Best Scoring Run 5 (1:46) 6:22 14 (2:05) 8:16
Lead Changes 9
Times Tied 0
Time with Lead 00:00 1 39:43

Biggest lead 11 (2:45) 15:00 8 (2:45) 0:14
Best Scoring Run 9 (2:45) 19:40 11 (2:45) 11:02
Lead Changes 7
Times Tied 6
Time with Lead 27:10 06:31

Biggest lead 11 (1:53) 9:34 3 (2:45) 12:14
Best Scoring Run 9 (1:53) 9:34 9 (2:45) 15:53
Lead Changes 10
Times Tied 9
Time with Lead 26:53 05:17



73

69

GAME 10
Columbia, S.C.
Colonial Life Arena
Dec. 16, 2023
Mack and Johnson score in double figures again

72

62

GAME 11
Columbia, S.C.
Colonial Life Arena
Dec. 19, 2023
Johnson Scores 20 Again and Goes Perfect 8-for-8 at line

70

43

GAME 12
Columbia, S.C.
Colonial Life Arena
Dec. 22, 2023
Cooper leads Gamecocks with 17 points in blowout

COLUMBIA, S.C. (AP) – B.J. Mack scored 16 points, Meechie Johnson added 15 and South Carolina pulled away late to beat Charleston Southern 73-69 on Saturday night.

Collin Murray-Boyles' dunk with 9:34 left gave South Carolina the lead for good at 55-53. Johnson scored seven points during a 9-2 surge that stretched the Gamecocks' lead to 70-62 with 1:39 to play. It was their largest lead of the game.

Mack and Johnson were a combined 11-of-30 from the field and each made a pair of 3-pointers. Ta'Lon Cooper added nine points, five rebounds and three assists for South Carolina (9-1), which shot 65% (17 of 26) in the first half but just 32% (12 of 37) in the second.

Taj'e Kelly scored 22 points on 11-of-17 shooting and grabbed seven rebounds to lead Charleston Southern (3-7). A'lahn Sumler added 15 points and DJ Patrick and RJ Johnson each had 13.

Mack scored 10 points and Johnson had six in the first half to help South Carolina take a 39-36 lead into the break. Kelly scored 16 first-half points on 8-of-11 shooting for the Buccaneers.

South Carolina hosts Winthrop on Tuesday. Charleston Southern plays at Loyola Chicago on Tuesday.

COLUMBIA, S.C. (AP) – Meechie Johnson scored 20 points to lead South Carolina to a 72-62 victory over Winthrop on Tuesday night.

South Carolina has won three straight since its 72-67 loss to then-No. 24 Clemson. The Gamecocks improved to 6-0 at home and are 10-1 for the first time since the 2015-16 season.

Ta'Lon Cooper added 13 points and Myles Stute had 10 for the Gamecocks, who shot 40% (27 of 68) from the floor and made all 12 of their free throws. Stute made two of their six 3-pointers.

Kelton Talford made 10 of 11 free throws and scored 20 points to lead Winthrop (8-5). K.J. Doucet made three 3-pointers and finished with 16 points. Alex Timmerman chipped in 13 points.

Doucet and Sin'Cere McMahon each made a 3-pointer in a 13-5 surge that pulled Winthrop to 55-53 with 7:20 to play. The Gamecocks scored the next six points and the Eagles didn't get closer.

Johnson scored 10 points on 4-of-11 shooting to help South Carolina build a 33-28 halftime lead. Talford scored 10 first-half points and Doucet had eight for the Eagles.

COLUMBIA, S.C. (AP) – Ta'Lon Cooper scored 17 points to lead South Carolina to a 70-43 victory over Elon on Friday night.

South Carolina has won four in a row and is off to an 11-1 start for the fourth time in program history. The Gamecocks have won eight straight at home, their longest streak since a 13-game run during the 2015-16 season. Cooper made 7 of 11 shots with three 3-pointers for the Gamecocks. He added six rebounds and three assists.

Myles Stute finished with 14 points and eight rebounds. Jacobi Wright scored 10 with three assists. Freshman Collin Murray-Boyles scored a season-best 10 points off the bench.

Wright had eight points. Cooper scored seven and the pair accounted for half of South Carolina's output in building a 30-20 lead at halftime. The Gamecocks shot 39.3% and made just 2 of 13 from 3-point range (15.4%). Elon shot 26.7% and hit 2 of 8 from distance.

Sam Sherry led the Phoenix (6-6) with 12 points, while Max Mackinnon scored 11.

South Carolina shot 41.3% overall and made 8 of 30 from beyond the arc (26.7%). Elon shot 32% and missed all six of its second-half shots from distance.

The Gamecocks snapped a two-game skid against the Phoenix, losing 65-53 at home in the last meeting in November 2012. They lead the series 3-2.

South Carolina's only loss this season was a 72-67 setback at Clemson, which was ranked 24th at the time.

GAME 10

Official Basketball Box Score - Final
Charleston So. at South Carolina
12/16/23 Colonial Life Arena, Columbia
2023-24 South Carolina Men's Basketball
Game Time: 7:00 PM
Game Duration: 1:45
Attendance: 10,000
Officials: Don Daly, Uthral Remarion, RB, Olyson

Charleston So. - 69		Record: 3-7										Shooting By Period						
NO.	Name	Min	FG	3P	FT	Rebounds	Fouls	TP	AS	TO	ST	BLOCKS	BB	BA	+	1st	2nd	TOT
2	Taj'e Kelly	34:10	11-17	0-1	0-1	12	5	7	1	1	1	0	0	0	2	2	1	2
4	DJ Patrick	35:24	5-11	3-7	0-0	0	1	1	3	0	13	1	0	0	0	0	0	0
13	Ragnald Duhan Jr.	35:20	0-1	0-0	0-0	1	5	6	3	0	1	3	0	0	0	0	0	0
11	A'lahn Sumler	30:16	5-10	3-5	3-3	2	2	4	0	1	15	3	0	2	0	0	2	0
22	RJ Johnson	35:20	5-13	2-4	1-2	0	1	1	3	13	0	0	1	0	0	0	0	0
0	Gadiss Heath III	06:55	1-1	0-0	0-0	0	0	0	0	0	2	0	0	0	0	0	0	0
10	Jaden Thompson	12:05	0-3	0-0	2-2	1	1	2	1	2	0	0	0	0	0	0	0	0
14	Nibal Days	10:30	1-2	0-1	0-0	0	2	2	0	0	2	1	0	0	0	0	0	0
Team						1	2	3	0	0	0	0	0	0	0			
Totals		28:58	7-16	6-8	7	19	26	11	7	69	11	5	4	7	0	4		

South Carolina - 73		Record: 9-1										Shooting By Period						
NO.	Name	Min	FG	3P	FT	Rebounds	Fouls	TP	AS	TO	ST	BLOCKS	BB	BA	+	1st	2nd	TOT
2	B.J. Mack	23:55	7-14	2-6	0-0	0	4	2	1	1	16	2	1	0	1	3		
4	Stephen Clark	10:52	1-1	0-0	0-0	1	2	0	1	2	1	1	0	0	0	0	0	0
10	Myles Stute	23:37	3-6	1-3	0-0	1	1	2	1	0	7	1	1	1	0	1	0	0
5	Meechie Johnson	24:54	4-16	2-8	5-5	2	4	6	1	5	15	2	0	0	0	3	2	0
15	Ta'Lon Cooper	23:39	3-4	2-4	3-3	2	3	1	2	9	3	1	1	0	0	0	0	0
1	Jacobi Wright	21:38	2-4	0-1	0-0	1	2	3	0	0	4	1	0	0	0	0	0	0
30	Collin Murray-Boyles	09:04	3-7	0-1	1-1	2	1	3	0	1	7	2	0	0	2	5		
12	Zachary Davis	18:31	2-4	1-3	0-0	0	3	1	0	1	5	0	1	0	0	0	0	0
15	Morris Ugusku	24:08	1-3	0-0	0-0	1	1	0	0	2	5	0	1	0	0	0	0	0
31	Benjamin Bosmans-Vorbeck	13:21	3-4	0-0	0-0	3	1	4	2	1	6	1	0	0	0	0	0	0
33	Josh Gray	01:50	0-0	0-0	0-0	0	2	2	0	0	0	0	0	0	0	0	0	0
Team						3	1	4	0	0	0	0	0	0	0			
Totals		29:43	6-25	9-11	15	24	39	17	11	73	19	6	3	0	7	4		

Biggest lead		CSU		USC		Points from Turnovers		CSU/USC		Period by Period Scoring	
1st	2nd	1st	2nd	1st	2nd	1st	2nd	TOT	1st	2nd	TOT
3 (1 st 17:23)	8 (2 nd 1:39)	2	29	38	69	36	33	69			
Best Scoring Run	7 (2 nd 14:53)	7 (2 nd 14:58)									
Lead Changes	2	Second Chance	11	19							
Times Tied	5	Fast Breaks	6	6							
Time with Lead	07:17	Bench	6	24	USC	39	34	73			

GAME 11

Official Basketball Box Score - Final
Winthrop at South Carolina
12/19/23 Colonial Life Arena, Columbia
2023-24 South Carolina Men's Basketball
Game Time: 7:00 PM
Game Duration: 1:45
Attendance: 10,000
Officials: Pat Adams, John Gaffney, A.J. Deas


Winthrop - 62		Record: 8-5										Shooting By Period						
NO.	Name	Min	FG	3P	FT	Rebounds	Fouls	TP	AS	TO	ST	BLOCKS	BB	BA	+	1st	2nd	TOT
4	Kelton Talford	32:22	5-9	0-0	10-11	4	2	6	1	7	20	1	2	1	2	4		
12	K.J. Doucet	33:42	4-14	3-10	5-6	1	4	5	3	16	1	1	1	2	2	4		
33	Chase Clanton	27:02	1-1	0-0	0-1	0	1	2	5	7	1	1	1	1	0	0	0	0
40	Alex Timmerman	27:44	3-5	1-1	6-7	0	0	1	4	13	3	1	1	0	1	0	1	0
10	Nick Johnson	23:51	1-4	1-3	0-0	1	2	3	1	1	3	2	0	1	0	0	0	0
11	Kaenan Harrison	32:09	1-3	1-3	1-2	0	0	3	2	2	4	2	0	0	0	0	0	0
0	Sin'Cere McMahon	10:21	1-3	1-3	1-2	0	0	0	0	1	1	0	0	0	0	0	0	0
2	Xavier McKelvey	09:28	0-2	0-1	0-0	0	3	0	0	1	0	0	0	0	0	0	0	0
5	Yoro Diallo	01:19	0-0	0-0	0-0	0	1	0	1	0	0	0	0	0	0	0	0	0
14	Noah Van Bibber	02:04	0-1	0-0	0-0	0	0	0	0	0	0	0	0	0	0	0	0	0
Team						3	1	4	0	4	0	4						
Totals		16:47	7-21	23-29	12	20	32	14	20	62	13	14	6	6	5	10		

South Carolina - 72		Record: 10-1										Shooting By Period						
NO.	Name	Min	FG	3P	FT	Rebounds	Fouls	TP	AS	TO	ST	BLOCKS	BB	BA	+	1st	2nd	TOT
2	B.J. Mack	24:21	3-9	0-1	2-2	2	5	7	3	8	3	3	0	2	2	0	0	0
4	Stephen Clark	10:45	2-5	0-0	0-0	1	1	2	1	0	4	0	0	0	1	0	0	0
10	Myles Stute	26:36	4-9	2-6	0-0	3	2	5	4	0	10	2	3	1	0	0	0	0
15	Meechie Johnson	33:21	6-16	3-5	6-8	0	2	3	5	20	5	0	1	0	2	0	0	0
55	Ta'Lon Cooper	31:41	6-19	1-5	0-0	2	4	0	1	13	3	3	0	1	1	14		
1	Jacobi Wright	21:00	3-5	1-2	0-0	0	0	0	0	3	0	2	0	0	0	0	0	0
31	Benjamin Bosmans-Vorbeck	12:24	1-1	0-0	2-2	4	1	5	3	2	4	0	0	0	0	0	0	0
12	Zachary Davis	11:19	0-4	0-2	0-0	2	3	5	0	1	0	0	1	2	1	0	0	0
30	Collin Murray-Boyles	09:45	0-0	0-0	0-0	1	1	2	0	0	0	0	0	0	0	0	0	0
15	Morris Ugusku	13:27	2-6	2-6	0-0	0	0	0	1	1	6	0	0	0	0	0	0	0
33	Josh Gray	02:48	0-1	0-0	0-0	0	0	1	1	0	0	0	0	0	0	0	0	0
20	Danny Grizzel	00:33	0-0	0-0	0-0	0	0	0	0	0	0	0	0	0	0	0	0	0
Team						4	1	5	0	0	0	0	0	0	0			
Totals		27:48	6-26	12-12	18	20	38	20	14	72	15	10	6	5	6	10		

Biggest lead		WIN		USC		Points from Turnovers		WIN/USC		Period by Period Scoring	
1st	2nd	1st	2nd	1st	2nd	1st	2nd	TOT	1st	2nd	TOT
1 (1 st 16:07)	11 (1 st 7:30)	13	18	40	62	28	34	62			
Best Scoring Run	7 (2 nd 10:27)	7 (1 st 10:34)									
Lead Changes	2	Second Chance	11	16							
Times Tied	1	Fast Breaks	8	6							
Time with Lead	01:12	Bench	8	17	USC						



GAME 13
Columbia, S.C.
Colonial Life Arena
Dec. 30, 2023
Murray-Boyles scores career-high 17 in just 14 minutes of action



GAME 14
Columbia, S.C.
Colonial Life Arena
Jan. 6, 2024
Johnson records sixth 20 point game of season



GAME 15
Greenville, N.C.
Coleman Coliseum
Jan. 9, 2024
Gamecocks score season-low 47 points in first SEC road game

COLUMBIA, S.C. (AP) — Collin Murray-Boyles scored 17 points, Myles Stute added 16 and South Carolina rolled to a 94-62 victory over Florida A&M on Saturday.

South Carolina (12-1) is 8-0 at home and won its fifth straight game since its 72-67 loss to then-No. 24 Clemson on Dec. 6.

Murray-Boyles was 5-of-6 from the floor and made 7-of-8 free throws. Stute shot 5-of-10 overall and was 4-of-9 shooting from long range. Meechie Johnson and Morris Ugusuk added 11 points apiece for the Gamecocks, who shot 48% (30-of-62) from the floor and made 24-of-28 (86%) free throws.

Ja'Derryus Eatmon scored 14 points and Keith Lamar had 13 for Florida A&M (2-9).

Stute made three 3-pointers and scored 11 points and Ugusuk added nine points on three 3s in the first half to help South Carolina build a 49-21 lead at the break. The Gamecocks shot 52% (16-of-31) from the floor and made 8 of 15 from long range in the half.

South Carolina begins Southeastern Conference play on Saturday hosting Mississippi State.

Florida A&M plays at Bethune-Cookman in a Southwestern Athletic Conference opener on Saturday.

COLUMBIA, S.C. (AP) — Meechie Johnson had a clutch steal and hit four free throws in the final seconds to allow South Carolina to hold off Mississippi State 68-62 in the Southeastern Conference opener for both teams Saturday afternoon.

Johnson scored 15 of his team-high 24 points over the final 11 minutes, hitting 8 of 8 from the free throw line with a key steal and an assist to help hold off the Bulldogs.

Mississippi State never led in the second half but tied the game at 42 on Dashawn Davis' jumper with 11:51 to play. The Gamecocks responded with a Collin Murray-Boyles jumper and Johnson hit 2 of 3 from the line and followed up with a 3 in a 9-0 run with just under 10 minutes left.

Josh Hubbard turned a four-point play with 2 seconds left to get the Bulldogs within 64-62. Ta'Lon Cooper drew a foul with :17 left but missed both free throws. D.J. Jeffries pulled in the rebound, but Johnson forced Dashawn Davis to pick up his dribble well behind the 3-point line, then stole the ball and drew a foul with :07 left. His two free throws made it a two-possession game, then he added two more to set the final score.

Johnson hit 6 of 12 from the field, including 3 of 7 from behind the arc, and was 9 of 11 from the line to finish with 24 points. Myles Stute added 15 points. South Carolina (13-1, 1-0) hit 21 of 52 from the field (40.4%) and was 18 of 26 from the line. The Gamecocks had a 35-26 advantage on the boards and scored 16 second-chance points on 15 offensive rebounds.

Mississippi State (11-3, 0-1) was 25 of 52 from the field (48.1%), but hit just 3 of 13 from distance and was 9 of 14 from the line. Tolu Smith and Hubbard both scored 13 points off the bench to lead the Bulldogs. Shakeel Moore had 10 points.

TUSCALOOSA, Ala. (AP) — Mark Sears hit six 3-pointers and scored 31 points, Aaron Estrada added 17 on 7-of-11 shooting and Alabama used two second-half runs to pull away as it beat South Carolina 74-47 Tuesday night and snapped the Gamecocks' six-game win streak.

Sears made 10 of 13 from the field, grabbed six rebounds and had three steals. Estrada, who hit 7 of 11 from 3-point range, finished with seven rebounds and two steals.

Alabama (10-5, 2-0 SEC) has won four straight following a three-game skid to No. 1 Purdue, No. 22 Creighton and No. 8 Arizona last month.

Meechie Johnson led South Carolina (13-2, 1-1) with 16 points on 6-of-18 shooting, 2 of 9 from behind the arc. Talon Cooper scored 10.

The Gamecocks made 10 of their first 21 field-goal attempts but just 1 of 7 to close the first half and missed their first 10 of the second as Alabama turned a two-point deficit into a 14-point lead. Sears hit a 3-pointer and Estrada added two more in a 13-0 run that made it 42-29 with 14 minutes left.

Johnson hit a 3 with 13:28 left that snapped a scoring drought of eight-plus minutes and a layup by Collin Murray-Boyles about a minute later cut South Carolina's deficit to 10. Jarin Stevenson answered with a 3-pointer seven seconds later and Sam Walters hit another to cap a 10-0 run for a 54-34 advantage with 8:57 remaining.

The Gamecocks shot a season-low 31% (17 of 55) from the field while scoring their fewest points this season in a game and a half (16 in the second).

Alabama made 15 3-pointers and, despite a 12-9 deficit in offensive rebounds, outscored South Carolina 15-5 in second-chance points.

GAME 13

Official Basketball Box Score - Final
Florida A&M at South Carolina
12/30/23 Colonial Life Arena, Columbia
01:00 South Carolina Men's Basketball
Game Time: 12:00 PM
Game Duration: 1:53
Attendance: 11,030
Officials: Terry Ogden, Byron Jamitt, Lee Casel

NO. Name	Min	FG	3P	FT	Rebounds		Fouls	TP	AS	TO	ST	Blocks	+/-	
					OR	DR								
5 Keith Lamar	20:31	5-10	3-6	0-2	1	4	5	1	13	3	4	0	0	-22
24 Ja'Derryus Eatmon	23:22	6-10	0-0	2-4	1	2	3	1	2	14	0	0	2	2
2 Jordan Chatman	17:31	2-5	1-1	0-0	1	3	4	0	5	0	0	0	0	-11
4 Hanz Louis-Jeanne	05:13	2-2	0-0	0-0	0	2	2	0	0	4	1	1	1	0
12 K'el Porter	02:29	1-1	0-1	0-0	1	1	2	0	0	0	0	1	0	-27
13 Shannon Schramm	14:28	1-4	0-0	1-1	1	1	1	2	0	1	0	0	0	-29
3 Monell Schramm	14:47	2-3	1-1	0-0	3	1	4	2	1	5	2	1	0	-7
11 Roderick Coffee II	24:31	2-7	1-2	2-2	2	4	0	1	7	1	0	1	0	-17
50 Jason Spear	21:25	4-10	1-2	1-2	0	1	3	3	10	4	3	0	0	-15
10 Chase Barrs	08:43	0-1	0-0	0-0	0	2	0	0	0	0	0	0	0	4
Team		1	2	0	0	1								
Totals	25:53	7-13	5-10	11-19	30	18	9	62	12	10	6	4	5	-32

Technical Fouls: NONE

South Carolina - 94

NO. Name	Min	FG	3P	FT	Rebounds		Fouls	TP	AS	TO	ST	Blocks	+/-	
					OR	DR								
2 B.J. Mack	18:38	3-3	1-1	2-2	0	5	1	1	0	0	0	1	2	15
4 Stephen Clark	19:28	2-3	0-0	0-0	2	7	1	0	4	0	0	0	1	6
10 Myles Stute	26:44	5-10	4-9	2-2	2	0	2	0	1	16	1	1	0	21
5 Meechie Johnson	02:35	3-2	1-5	4-4	2	0	2	1	4	1	6	3	0	11
55 Talon Cooper	02:57	0-4	0-2	2-2	1	3	4	0	1	2	4	0	0	19
1 Jacoby Wright	18:20	1-8	0-5	3-5	0	0	1	3	5	2	1	1	0	27
12 Zachary Davis	17:02	4-6	1-2	0-1	0	6	6	0	1	9	1	0	0	20
31 Benjamin Bosmans-Vandone	17:23	4-4	0-0	2-2	4	3	7	4	1	10	2	2	0	9
30 Collin Murray-Boyles	14:01	5-6	0-0	7-8	2	1	3	1	5	17	1	2	1	14
15 Morris Ugusuk	20:09	3-6	3-5	2-2	1	2	3	0	1	11	1	0	0	18
20 Danny Grant	02:33	0-0	0-0	0-0	0	0	0	0	0	0	0	0	0	-18
Team		1	2	3	0	2								
Totals	30:42	10-29	24-28	15-29	44	19	84	21	10	5	4	5	4	32

Technical Fouls: NONE

Biggest Lead	FAMU		Points from Turnovers	Period by Period Scoring	
	1st	2nd		1st	2nd
Biggest Lead	2	11	13	15	13
Best Scoring Run	8	11	13	20	11
Lead Changes	2	3	19	19	62
Times Tied	3	4	14	7	62
Time with Lead	00:15	36:47	Bench	20	52

GAME 14

Official Basketball Box Score - Final
Mississippi St. at South Carolina
01/06/24 Colonial Life Arena, Columbia
02:00 South Carolina Men's Basketball
Game Time: 12:00 PM
Game Duration: 2:10
Attendance: 11,030
Officials: Bart Lenoex, Gerrick Sharon, Lee Nance

NO. Name	Min	FG	3P	FT	Rebounds		Fouls	TP	AS	TO	ST	Blocks	+/-	
					OR	DR								
0 D.J. Jeffries	28:03	2-5	0-2	2-2	3	2	2	4	3	2	1	1	0	-7
4 Cameron Matthews	29:41	3-5	0-0	0-0	1	4	5	2	6	2	3	4	1	14
15 Jimmy Bell Jr.	19:39	3-6	0-0	0-0	0	0	0	0	3	4	6	0	0	-1
35 Shaheer Moore	02:45	1-5	1-2	3-4	0	2	2	4	10	2	1	1	0	-3
10 Dashawn Davis	03:25	3-11	0-2	0-0	0	5	1	0	6	1	0	0	0	-20
1 Tolu Smith II	19:34	4-6	0-0	5-5	1	4	5	4	13	0	3	1	1	-3
5 Shawn Jones Jr.	14:15	0-1	0-0	0-0	1	1	0	1	1	0	1	1	1	-3
13 Josh Hubbard	23:23	5-11	2-7	1-1	1	3	4	2	1	13	0	0	0	-1
11 Trey Fort	02:25	0-0	0-0	0-0	0	0	0	0	0	0	0	0	0	0
12 KeShawn Murphy	05:19	2-2	0-0	0-0	0	0	0	0	0	0	0	0	0	0
Team		2	2	0	2	0								
Totals	25:52	3-13	9-14	8	18	26	23	15	62	9	13	4	5	-8

Technical Fouls: NONE

South Carolina - 68

NO. Name	Min	FG	3P	FT	Rebounds		Fouls	TP	AS	TO	ST	Blocks	+/-	
					OR	DR								
2 B.J. Mack	30:01	1-9	0-3	3-6	2	4	6	3	5	5	0	1	2	10
4 Stephen Clark	12:59	0-0	0-0	0-0	1	0	1	0	0	0	0	0	0	-3
10 Myles Stute	26:45	6-11	3-5	0-0	1	5	6	3	15	2	0	1	1	-9
5 Meechie Johnson	02:25	0-2	0-1	0-1	1	5	8	2	4	2	2	1	0	1
55 Talon Cooper	03:17	1-6	0-2	2-4	0	3	0	6	4	7	1	0	1	0
30 Collin Murray-Boyles	16:43	3-4	0-0	2-3	2	2	2	4	8	1	2	1	0	1
33 Josh Gray	05:43	0-0	0-0	0-0	0	0	0	0	0	0	0	0	0	-5
12 Zachary Davis	26:57	3-4	1-2	2-3	3	1	4	2	1	9	1	2	0	9
1 Jacoby Wright	11:12	1-4	1-2	0-0	0	1	1	0	3	1	0	0	0	3
15 Morris Ugusuk	04:01	0-2	0-0	0-0	0	0	0	0	0	0	0	0	0	0
Team		5	1	6	0	2								
Totals	21:52	8-23	16-26	15	20	35	15	23	68	12	14	3	5	4

Technical Fouls: NONE

Biggest Lead	MSU		Points from Turnovers	Period by Period Scoring	
	1st	2nd		1st	2nd
Biggest Lead	8	11	12	11	12
Best Scoring Run	11	13	21	22	22
Lead Changes	2	3	8	8	62
Times Tied	3	6	16	16	62
Time with Lead	16:41	20:15	Bench	30	20

GAME 15

Official Basketball Box Score - Final
South Carolina at Alabama
01/09/24 Coleman Coliseum, Tuscaloosa
02:00 South Carolina Men's Basketball
Game Time: 6:50 PM
Game Duration: 1:49
Attendance: 10,030
Officials: K.B. Burdett Jr., Brian Doney, Will Howard

NO. Name	Min	FG	3P	FT	Rebounds		Fouls	TP	AS	TO	ST	Blocks	+/-	
					OR	DR								
2 B.J. Mack	26:31	2-10	1-4	2-2	2	4	6	1	7	1	4	1	0	-15
4 Stephen Clark	08:50	0-2	0-1	0-0	1	0	1	0	0	0	0	0	0	-1
10 Myles Stute	29:03	0-3	0-3	0-0	2	3	1	2	0	2	2	2	0	-17
5 Meechie Johnson	02:53	6-18	2-9	2-2	0	4	4	1	2	16	2	4	2	1
55 Talon Cooper	01:54	4-8	2-5	0-0	3	1	4	0	1	1	3	0	0	-8
30 Collin Murray-Boyles	20:49	2-5	0-1	0-0	1	4	5	3	4	1	3	0	0	-17
31 Benjamin Bosmans-Vandone	06:11	0-1	0-0	0-0	2	3	2	0	0	0	0	0	0	-2
1 Jacoby Wright	20:46	1-3	0-1	0-0	0	0	0	2	0	2	0	0	0	-18
15 Morris Ugusuk	07:22	0-0	0-0	0-0	1	1	0	1	0	2	0	0	0	-11
12 Zachary Davis	16:42	1-4	0-1	2-2	1	2	0	1	4	0	0	0	0	-9
33 Josh Gray	04:01	1-1	0-0	0-0										

79

62

GAME 19
Columbia, S.C.
Colonial Life Arena
Jan. 23, 2024
Cooper matches career high with 20 points in rout of Wildcats

72

64

GAME 20
Columbia, S.C.
Colonial Life Arena
Jan. 27, 2024
Mack leads way with 21, scoring 15 in first half

63

59

GAME 21
Knoxville, Tenn.
Thompson-Boling Arena
Jan. 30, 2024
Cooper scores 18 and Mack 16 in another top-10 win for SC

COLUMBIA, S.C. (AP) — Ta'Lon Cooper scored 20 points and Jacobi Wright had 14 with four 3-pointers as South Carolina pulled away in the second half and beat No. 6 Kentucky 79-62 on Tuesday night.

The Gamecocks (16-3, 4-2 Southeastern Conference) beat their highest-ranked opponent at home since taking down No. 1 Kentucky 68-62 14 years ago. In that game, South Carolina overcame future NBA All-Stars John Wall and DeMarcus Cousins for the victory.

In this one, they held the nation's top scoring team that averaged more than 91 points to its lowest output of the season.

Fans easily burst through the thin yellow ropes to rush the court and celebrate the latest high point in surprising season. It should cost South Carolina a \$100,000 fine from the SEC under league policy, but no one was concerned about that at the moment.

It's the third straight loss at South Carolina for the Wildcats (14-4, 4-2) and fourth in their last seven meetings in the series.

It sure didn't look like the Wildcats would struggle in this one. Kentucky hit five straight shots on the way to a 21-16 lead midway through the opening period.

But South Carolina and its SEC-leading defense kicked in after that to close the period on a 17-4 run.

The Wildcats missed nine of their final 10 shots of the period and were held to their lowest scoring half of the season.

Antonio Reeves, Kentucky's leading scorer at 19.6 points a game, shook off a 1-for-7 shooting first half with seven points early after halftime and the Wildcats were within 40-38 with 15:04 to play.

But the Gamecocks took off again on a 22-6 run to open an 18-point lead with less than eight minutes left.

Kentucky could not get within single digits the rest of the way.

The sold-out crowd — Colonial Life Arena seats 18,000 — was encouraged to wear black. The fans, including football coach Shane Beamer, yelled and screamed as time ticked down on the victory.

COLUMBIA, S.C. (AP) — B.J. Mack scored 21 points to help South Carolina hold off a Missouri team and earn a 72-64 win Saturday to sweep the regular season series.

South Carolina came into the game on a high after beating No. 6 Kentucky, 79-62 on Tuesday. Mack led South Carolina with 21 points in its 71-69 overtime win over the Tigers January 13.

Mack scored 15 of his points in the first half as the Gamecocks built a 10-point lead, 39-29, at the break. South Carolina forced 12 Missouri turnovers in the first half, turning them into 10 points, but managed just five points off a dozen second-half Missouri turnovers.

Missouri grabbed the lead three minutes into the second half on a layup by Tamar Bates, but Mack answered with a three-point play and the Gamecocks did not trail again. The Tigers tied the game twice, but South Carolina answered each threat. Josh Gray hit the first of two free throws and Jacobi Wright and Ta'Lon Cooper each buried a 3-pointer to make it 53-46. Bates dunked and followed it with a layup with 2:28 left to make it 67-62, but the Tigers were able to add only a layup by East in the final minute.

Meechie Johnson, who averages 43.4% from the field and just under 17 points per game, did not score for the Gamecocks, going 0-for-9 from the field and 0-7 from 3-point range.

Mack hit 6-of-11 shots from the field, including 2-of-5 from distance, and hit 7-of-11 from the free throw line to lead South Carolina (17-3, 5-2 Southeastern Conference). Cooper added 12 points, Wright chipped in 10 and Morris Ugusuk was a perfect 3-for-3 off the bench, hitting two 3-pointers and knocking down both free throw attempts to add 10 points off the bench.

East finished with 21 points and seven assists to lead Missouri (8-12, 0-7). Bates contributed 16 points and seven rebounds.

KNOXVILLE, Tenn. (AP) — Ta'Lon Cooper hit a critical 3-pointer with 40 seconds left and scored 18 points, and B.J. Mack added 16 points to lead South Carolina to a 65-59 victory over No. 5 Tennessee on Tuesday night.

Myles Stute scored 13 points for the Gamecocks (18-3, 6-2 Southeastern Conference), who have beaten the conference's two highest-ranked teams. They knocked off No. 10 Kentucky on Jan. 23.

Dalton Knecht scored 12 points in the final three minutes and finished with 31 points, and Santiago Vescovi added 10 points for the Volunteers (15-5, 5-2), who had won four straight games and 11 of their last 12 entering the game.

South Carolina led by three points with 30 seconds left when Stute hit two free throws. Knecht hit a 3-pointer with 5 seconds remaining that cut the Tennessee deficit to two points. Stute hit two more free throws with 4 seconds left to seal the win.

Tennessee shot 36% (21 for 58) from the field and 24% (5 for 21) from 3-point distance.

South Carolina handled Tennessee's aggressive defense in the first half and led 30-26 at the break.

Cooper had 10 points and Mack nine for the Gamecocks in the first half. Knecht had 13 points to pace Tennessee which shot 2 for 11 (18%) from long distance.

The Gamecocks had a 21-19 rebounding edge and limited Tennessee to 36% (12 for 33) shooting to build its lead in the first half.

GAME 19

Official Basketball Box Score - Final
Kentucky at South Carolina
01/23/24 Colonial Life Arena, Columbia
2023-24 South Carolina Men's Basketball

Game Time: 1:00 PM
Game Duration: 1:57
Attendance: 18,000

Officials: K.B. Burdett, J. Byron Jamill, Ron Groover

NO.	Name	Min	FG	3P	FT	Rebounds	Fouls	TP	AS	TS	Blocks	+/-	Shooting By Period															
													%	pts														
2	Aaron Bradshaw	21:32	2/3	0/0	0/0	3	5	3	1	4	0	0	1	0	4													
4	Tre Mitchell	F 34:01	5/8	1/1	2/2	2	3	5	3	13	2	2	0	2	0													
1	Justin Edwards	G 23:01	0/1	0/0	2/2	0	2	2	1	2	0	0	0	0	0													
12	Antonio Reeves	G 30:20	6/18	1/3	2/2	0	4	4	2	15	0	1	3	1	8													
21	D.J. Weger	G 29:13	2/10	0/1	0/0	0	0	1	0	4	3	1	3	0	9													
0	Rob Dillingham	26:16	7/14	1/1	1/1	2	2	2	2	16	2	1	1	0	0													
15	Reed Sheppard	14:21	1/4	1/2	0/0	3	3	0	0	3	0	2	1	0	0													
44	Zionimir Masic	10:01	1/3	0/1	1/2	2	2	2	3	3	0	0	2	0	3													
33	Ugusuk Oriyanso	10:13	1/1	0/0	0/0	1	1	0	0	2	0	0	0	0	1													
Team													5	1	0	0	0											
Totals													25	62	14	13	8	21	33	17	14	62	7	9	5	6	1	17

Technical Fouls: NONE

Official Basketball Box Score - Final
South Carolina at Kentucky
01/27/24 Colonial Life Arena, Columbia
2023-24 South Carolina Men's Basketball

Game Time: 1:00 PM
Game Duration: 2:10
Attendance: 18,000

Officials: Todd Austin, Anthony Jordan, Josh Harless

NO.	Name	Min	FG	3P	FT	Rebounds	Fouls	TP	AS	TS	Blocks	+/-	Shooting By Period															
													%	pts														
0	Jordan Butler	F 13:06	1/1	0/0	0/0	2	2	2	5	0	2	0	0	1	0													
13	Jesus Carralero Martin	F 09:21	1/4	0/1	0/0	1	1	1	0	0	0	0	1	1	0													
2	Tamar Bates	G 34:25	8/14	0/0	0/0	2	5	7	2	3	16	1	1	0	2													
10	Nick Honor	G 34:55	3/6	2/3	0/0	0	0	1	1	2	8	0	2	1	0													
55	Sean East II	G 38:38	7/11	0/2	7/7	0	3	3	2	5	21	7	1	2	0													
23	Aidan Shaw	08:59	1/1	0/0	1/2	1	2	3	2	1	3	0	2	0	0													
4	Cur Lewis	15:14	0/1	0/1	0/0	2	2	0	0	1	0	0	0	0														
35	Nash Carter	27:24	3/10	0/1	1/2	0	2	2	4	2	7	1	1	0	2													
17	Connor Vanover	18:19	0/3	0/0	5/6	2	5	7	1	3	5	1	1	0	0													
Team													0	1	1	0	0	2										
Totals													11	52	14	17	5	24	29	19	17	64	10	12	5	4	4	13

Technical Fouls: NONE

GAME 20

Official Basketball Box Score - Final
Missouri at South Carolina
01/27/24 Colonial Life Arena, Columbia
2023-24 South Carolina Men's Basketball

Game Time: 1:00 PM
Game Duration: 2:10
Attendance: 18,000

Officials: Todd Austin, Anthony Jordan, Josh Harless

NO.	Name	Min	FG	3P	FT	Rebounds	Fouls	TP	AS	TS	Blocks	+/-	Shooting By Period															
													%	pts														
2	B.J. Mack	F 25:49	6/11	2/5	7/11	2	3	5	2	21	1	2	0	1	0													
30	Collin Murray-Boyles	F 30:49	5/9	0/0	1/3	1	7	8	1	3	7	2	2	4	0													
5	Meechie Johnson	G 24:12	0/9	0/1	0/0	1	1	2	0	3	0	1	0	2														
12	Zachary Davis	G 26:22	2/6	2/4	0/0	0	0	0	0	3	0	0	0	0														
55	Ta'Lon Cooper	G 36:15	4/5	2/3	2/2	0	3	3	1	12	4	3	1	0														
4	Stephen Clark	06:33	0/0	0/0	0/0	1	1	1	0	0	0	1	0	0														
33	Josh Gray	12:10	2/4	0/0	1/2	1	2	3	1	5	0	1	0	1														
1	Jacobi Wright	25:39	3/5	2/4	3/4	0	4	4	2	13	0	0	0	0														
15	Morris Ugusuk	11:12	3/3	2/2	2/2	0	1	1	0	1	0	0	0	0														
Team													2	0	2	0	0	2										
Totals													11	52	10	25	16	24	6	22	28	72	16	11	8	4	4	13

Technical Fouls: NONE

Official Basketball Box Score - Final
Tennessee at South Carolina
01/30/24 Foster City Center, Knoxville, Tennessee
2023-24 South Carolina Men's Basketball

Game Time: 1:00 PM
Game Duration: 2:10
Attendance: 20,887

Officials: Pat Adams, Charles Poole, Tony Chizzia

NO.	Name	Min	FG	3P	FT	Rebounds	Fouls	TP	AS	TS	Blocks	+/-	Shooting By Period														
													%	pts													
0	Jones Aidofo	F 20:38	2/8	0/0	2/4	1	4	5	3	6	1	2	0	0													
3	Dalton Knecht	G 33:49	11/24	3/8	8/10	1	6	7	2	31	2	0	0	0													
5	Zackie Ziegler	G 22:44	0/5	0/4	2/4	0	1	1	0	2	3	0	0	0													
25	Santiago Vescovi	G 25:58	4/7	2/4	6/0	1	1	2	2	11	1	2	0	0													
30	Joshua-Jordan James	G 29:54	1/3	0/2	0/0	1	6	7	1	4	2	3	2	0													
2	Jordan Gainey	22:28	0/3	0/3	0/0	0	2	0	0	0	0	1	1	0													
11	Tate Awala	15:29	2/5	0/2	2/2	4	4	8	1	2	6	0	0	0													
15	Jahmal Mashack	15:16	0/0	0/0	0/0	0	1	1	0	1	0	0	0														
13	J.P. Estrella	03:45	1/2	0/0	0/0	0	2	2	1	2	0	0	0														
Team													1	0	1	0	0	0									
Totals													21	58	15	20	9	31	40	18	63	11	6	5	2	0	4

Technical Fouls: NONE

GAME 21

Official Basketball Box Score - Final
South Carolina at Tennessee
01/30/24 Foster City Center, Knoxville, Tennessee
2023-24 South Carolina Men's Basketball

Game Time: 1:00 PM
Game Duration: 2:10
Attendance: 20,887

Officials: Pat Adams, Charles Poole, Tony Chizzia

NO.	Name	Min	FG	3P	FT	Rebounds	Fouls	TP	AS	TS	Blocks	+/-	Shooting By Period														
													%	pts													
2	B.J. Mack	F 25:22	4/15	1/8	7/8	1	4	5	3	6	1	2	0	0													
30	Collin Murray-Boyles	F 20:07	2/3	0/0	0/2	1	4	5	3	3	4	0	1	0													
5	Meechie Johnson	G 29:52	1/8	1/5	0/0	0	6	4	1	3	0	0	0														
12	Zachary Davis	G 18:17	0/5	0/4	0/0	1	1	2	0	0	2	0	0														
55	Ta'Lon Cooper	G 32:25	6/10	4/5	2/2	1	4	5	1	11	1	2	0														
1	Jacobi Wright	26:53	1/4	1/2	0/0	1	2	3	1	3	1	0	0														
10	Myles Stute	20:12	3/4	3/3	4/4	1	2	3	0	15	0	2	0														
33	Josh Gray	13:38	2/4	0/0	2/2	2	5	7	1	6	0	1	0														
15	Morris Ugusuk	10:14	0/3	0/2	0/0	1	3	4	0	0	0	0	0														
Team													0	0	0	0	0	0									
Totals													19	58	10	29	9	31	40	18	63	11	6	5	2	0	4

Technical Fouls: NONE

Official Basketball Box Score - Final
Tennessee at South Carolina
01/30/24 Foster City Center, Knoxville, Tennessee
2023-24 South Carolina Men's Basketball


Game Time: 1:00 PM
Game Duration: 2:10
Attendance: 20,887

Officials: Pat Adams, Charles Poole, Tony Chizzia


NO.	Name	Min	FG	3P	FT	Rebounds	Fouls	TP	AS	TS	Blocks	+/-	Shooting By Period	
													%	pts
0	Jones Aidofo	F 20:38	2/8	0/0	2/4	1	4	5	3	6	1	2	0	0
3	Dalton Knecht	G 33:49	11/24	3/8	8/10	1	6	7	2	31	2	0	0	
5	Zackie Ziegler	G 22:44	0/5	0/4	2/4	0	1	1	0	2	3	0	0	
25	Santiago Vescovi	G 25:58	4/7	2/4	6/0	1	1	2	2	11	1	2	0	
30	Joshua-Jordan James	G 29:54	1/3	0/2	0/0	1	6	7	1					



GAME 22
Athens, Ga.
Stegeman Coliseum
Feb. 3, 2024
Murray-Boyles (16) & Gray (15)
combine for 31 in road win



GAME 23
Columbia, S.C.
Colonial Life Arena
Feb. 6, 2024
6:30 p.m. (ET) - SEC Network



GAME 24
Columbia, S.C.
Colonial Life Arena
Feb. 10, 2024
1 p.m. (ET) - SEC Network

ATHENS, Ga. (AP) – Collin Murray-Boyles scored 16 points, Josh Gray added 15 off the bench and South Carolina pulled away for a 72-62 win over Georgia on Saturday.

Murray-Boyles and Gray both were 7-of-9 shooting and the Gamecocks shot 52% (29 of 56), making it easy with assists on 25 baskets despite a soldout, hostile crowd at Stegeman Coliseum.

South Carolina has won five straight since a 74-69 home loss to the Bulldogs, including wins against then No. 6 Kentucky and No. 5 Tennessee.

Meechie Johnson had 11 points and Ta'lon Cooper 10 with eight assists for the Gamecocks (19-3, 7-2 Southeastern Conference).

Jabri Abdur-Rahim scored 20 points for the Bulldogs (14-8, 4-5). Blue Cain added 11 and Noah Thomasson 10.

After Murray-Boyles opened the game with a dunk, South Carolina didn't lead again until Zachary Davis had a pair of layups and Gray another to make it 49-47 with 14:02 to go.

Georgia got two quick baskets but then went 7:47 without a field goal. Gray had two baskets to start an 8-0 run and after Abdur-Rahim made two free throws Johnson drilled a 3-pointer for a 60-53 South Carolina lead with 6:30 to play.

Justin Hill ended the drought but BJ Mack started a 9-2 run with a 3-point play and the Gamecocks led 69-57 with 2:30 left.

Georgia had eight 3-pointers in the first half, seven in about eight minutes, and the Bulldogs took a 29-19 lead when RJ Melendez capped a fastbreak with a dunk. After making 7 of 10 behind the arc, Georgia went 2 of 18 the rest of the way.

Following the Melendez dunk the Gamecocks drained three-straight 3-pointers and added two more down the stretch and trailed 40-38 at the break.

Abdur-Rahim had 11 points for Georgia and Murray-Boyles had 10 for South Carolina in the first half. The visiting Gamecocks had 16 assists on 16 baskets.

GAME 23

GAME 24

Official Basketball Box Score - Final
South Carolina at Georgia
02/03/24 Stegeman Coliseum, Athens
2023-24 Men's Basketball

Game Time: 1:57 PM
Game Duration: 1:50
Attendance: 16,520

Officials: Chuck Jones, Mike Nance, Bharat Ramnarain

South Carolina - 72														
Record: 19-3 (7-2)														
NO.	Name	Min	FG	3P	FT	Rebounds	Fouls	TP	AS	TO	ST	Blocks		
			M/A	M/A	M/A	OR	DR	PF	TS	TS	TS	BS		
2	B.J. Mack	18:06	3-10	0-3	3-5	0	1	1	3	9	1	3		
30	Collin Murray-Boyles	27:07	7-9	0-0	2-2	2	3	5	1	3	16	4		
5	Meechie Johnson	31:58	4-8	3-5	0-0	0	4	4	1	1	3	0		
12	Zachary Davis	31:33	3-5	0-2	0-0	0	6	6	0	1	6	3		
55	Ta'lon Cooper	38:04	3-6	3-4	1-2	0	3	3	1	2	10	8		
33	Josh Gray	18:21	7-9	0-0	1-2	4	4	8	2	4	15	1		
1	Jacobi Wright	17:49	1-4	0-2	0-0	1	2	3	0	0	2	4		
10	Myles State	19:27	0-2	0-2	0-0	0	0	0	1	0	0	1		
15	Monte Ugusuk	06:35	1-2	1-2	0-0	0	0	0	0	0	3	0		
Team			2		2		4		0		1			
Totals			29-56		7-20		17-11		9		25		9	

Georgia - 62														
Record: 14-8 (6-0)														
NO.	Name	Min	FG	3P	FT	Rebounds	Fouls	TP	AS	TO	ST	Blocks		
			M/A	M/A	M/A	OR	DR	PF	TS	TS	TS	BS		
34	Russell Tchewa	22:25	2-5	0-0	1-1	2	4	6	2	2	5	0		
11	Jabri Abdur-Rahim	32:05	6-15	4-12	4-4	1	2	3	2	3	20	0		
9	Noah Thomasson	23:25	4-12	2-6	0-0	0	4	4	1	1	10	2		
4	Silas Demary Jr.	22:31	2-4	0-1	2-2	0	2	2	2	2	6	4		
15	RJ Melendez	28:41	2-5	0-2	2-2	2	3	5	2	1	6	1		
0	Blue Cain	18:07	4-8	3-4	0-0	0	0	0	3	0	11	0		
11	Justin Hill	23:45	2-3	0-0	0-0	0	0	1	0	4	4	0		
23	Jalen DeLoach	13:34	0-1	0-0	0-0	1	2	3	1	0	0	1		
5	Frank Anselme-Ibe	03:17	0-0	0-0	0-0	0	2	2	0	1	0	0		
Team			2		1		3		0		1			
Totals			22-56		9-28		9-9		8		28		14	

Shooting By Period												
1 st	2 nd	3 rd	4 th	OT								
FG%	51.0	53.3%	51.4	55.7%								
3P%	1.2	50%	1.2	50%								
FT%	13.26	50.0%	13.26	50.0%								
GM FG%	2.0	32.3%	2.0	32.3%								
GM 3P%	6.0	66.7%	6.0	66.7%								
GM FT%	29.56	51.8%	29.56	51.8%								
GM FT%	7.00	35.0%	7.00	35.0%								
FT%	31.1	62.0%	31.1	62.0%								

Shooting By Period												
1 st	2 nd	3 rd	4 th	OT								
FG%	15.52	46.9%	6.18	44.4%								
3P%	2.2	100%	2.2	100%								
FT%	7.04	29.2%	7.04	29.2%								
GM FG%	1.10	10.0%	1.10	10.0%								
GM FT%	7.7	100%	7.7	100%								
GM FT%	22.56	39.3%	22.56	39.3%								
FT%	9.09	32.1%	9.09	32.1%								
FT%	9.9	100.0%	9.9	100.0%								

Technical Fouls: NONE												
Biggest lead			USC		UGA		Points from Turnovers		USC		UGA	
Best Scoring Run			12 (2 nd 2:30)		10 (1 st 0:05)		7		9		1st 2nd TOT	
Lead Changes			8 (1 st 6:14)		6 (1 st 12:30)		40		24		USC 38 34 72	
Times Tied			6		6		Fast Breaks		5		5	
Time with Lead			12:45		23:06		Bench		20		15	

LIVESTATS

THE LAST TIME IN SOUTH CAROLINA BASKETBALL...

AN INDIVIDUAL ...

Scored 20 or more points:	South Carolina: B.J. Mack (21), vs. Missouri (Jan. 27, 2024), in Columbia, S.C. Opponent: Jabri Abdur-Rahim (20), Georgia (Feb. 3, 2024), in Athens, Ga.
Scored 30 or more points:	South Carolina: Gregory "GG" Jackson II (30) vs. No. 16/17 Auburn (Jan. 21, 2023) in Columbia, S.C. Opponent: Dalton Knecht (31), Tennessee (Jan. 30, 2024), in Knoxville, Tenn.
Scored 35 or more points:	South Carolina: Sindarius Thornwell (44) vs. Alabama (Feb. 7, 2017) in Columbia, S.C. Opponent: Emoni Bates (36), Eastern Michigan (Dec. 30, 2022), in Columbia, S.C.
Scored 40 or more points:	South Carolina: Sindarius Thornwell (44), vs. Alabama (Feb. 7, 2017) in Columbia, S.C. Opponent: Brandon Miller (41), No. 2/2 Alabama (Feb. 22, 2023) in Columbia, S.C.
Collected 20 or more rebounds:	South Carolina: Sindarius Thornwell (21), vs. Alabama (Feb. 7, 2017) in Columbia, S.C. Opponent: Ekpe Udoh (20), Baylor (Jan. 2, 2010) in Columbia, S.C.
Collected 15 or more rebounds:	South Carolina: Gregory "GG" Jackson II (16), vs. Western Kentucky (Dec. 22, 2022), in Columbia, S.C. Opponent: Henry Coleman III (15), Texas A&M (Jan. 29, 2022) in College Station, Texas
Made 12 or more field goals:	South Carolina: Jermaine Cousnard (12) vs. LSU (Feb. 19, 2022) in Columbia, S.C. Opponent: Brandon Miller (14), No. 2/2 Alabama (Feb. 22, 2023) in Columbia, S.C.
Made 10 or more field goals:	South Carolina: Gregory "GG" Jackson II (10), vs. Ole Miss (March 8, 2023), in Nashville, Tenn. Opponent: Dalton Knecht (11), Tennessee (Jan. 30, 2024), in Knoxville, Tenn.
Attempted 20 or more field goals:	South Carolina: Gregory "GG" Jackson II (20), vs. Ole Miss (March 8, 2023), in Nashville, Tenn. Opponent: Dalton Knecht (24), Tennessee (Jan. 30, 2024), in Knoxville, Tenn.
Attempted 25 or more field goals:	South Carolina: Sindarius Thornwell (25), vs. Alabama (Feb. 7, 2017) in Columbia, S.C. Opponent: Brandon Miller (25), No. 2/2 Alabama (Feb. 22, 2023) in Columbia, S.C.
Dished 10 or more assists:	South Carolina: Jermaine Cousnard (10), vs. Miss. State (March 3, 2020) in Columbia, S.C. Opponent: Zakai Zeigler (11), No. 11/13 Tennessee (Feb. 25, 2023) in Knoxville, Tenn.
Swiped 5 or more steals:	South Carolina: Erik Stevenson (6), vs. Princeton (Nov. 12, 2021) in Asheville, N.C. Opponent: Myles Burns (6), Ole Miss (March 8, 2023), in Nashville, Tenn.
Blocked 5 or more shots:	South Carolina: Maik Kotsar (6), vs. North Greenville (Dec. 31, 2018) in Columbia, S.C. Opponent: Liam Robbins (6), Vanderbilt (Jan. 3, 2023), in Nashville, Tenn.
Made 5 or more 3-point field goals:	South Carolina: Meechie Johnson (6), at #24/20 Clemson (Dec. 6, 2023), in Clemson, S.C. Opponent: Mark Sears (6), Alabama (Jan. 9, 2024), in Tuscaloosa, Ala.
Attempted 8 or more 3-point field goals:	South Carolina: B.J. Mack (8), at Tennessee (Jan. 30, 2024), in Knoxville, Tenn. Opponent: Jabri Abdur-Rahim (12), Georgia (Feb. 3, 2024), in Athens, Ga.
Made 10 or more free throws:	South Carolina: Gregory "GG" Jackson II (11), at Miss. State (Feb. 28, 2023), in Starkville, Miss. Opponent: Kelton Telford (10), Winthrop (Dec. 19, 2023), in Columbia, S.C.
Attempted 15 or more free throws:	South Carolina: Chris Silva (16), vs. Georgia (March 9, 2019) in Columbia, S.C. Opponent: Kario Oquendo (15), Georgia (Jan. 28, 2023) in Athens, Ga.
Played all 40 minutes of regulation:	South Carolina: AJ Lawson, at LSU (Jan. 16, 2021) in Baton Rouge, La. Opponent: Hunter Cattoor, Virginia Tech (Nov. 10, 2023), in Charlotte, N.C.
A player hit a last-second shot (within 3 seconds) to win a game:	South Carolina: Chico Carter Jr. (10-foot transition jumper), vs. Clemson, (Nov. 11, 2022), in Columbia, S.C. Opponent: Brandon Miller (left-handed layup), No. 2/2 Alabama (Feb. 22, 2023) in Columbia, S.C.
A player had a double-double:	South Carolina: B.J. Mack (17 pts, 13 reb), vs. VMI (Nov. 13, 2023), in Columbia, S.C. Opponent: Ian Schieffelin (12 pts, 12 reb), #24/20 Clemson (Dec. 6, 2023), in Clemson, S.C.
Two or more players had a double-double:	South Carolina: Gregory "GG" Jackson II (20 pts, 10 reb) & Josh Gray (11 pts, 13 reb), at Florida (Jan. 25, 2023), in Gainesville, Fla. Opponent: Nicolas Claxton (13 pts, 10 reb) & Derek Ogbeide (11 pts, 10 reb), Georgia (March 9, 2019) in Columbia, S.C.
A player had a triple-double:	South Carolina: Sam Muldrow (16 points, 14 rebounds, 10 blocks) vs. Vanderbilt (Jan. 8, 2011) in Columbia, S.C. Opponent: Daniel Hackett (Southern California - 22 points, 10 rebounds, 10 assists) (Nov. 17, 2007) in Columbia, S.C. <i>*** Only second triple-double in South Carolina history (Chuck Eidson (25 points, 10 rebounds, 10 assists) vs. SC State (Nov. 29, 2002) in Columbia, S.C.</i>
Scored 30 or more points in back-to-back games:	South Carolina: Devan Downey, 30 vs. Kentucky (Jan. 26, 2010) in Columbia, S.C. 33 vs. Georgia (Jan. 30, 2010) in Columbia, S.C.
Scored 25 or more points in back-to-back games:	South Carolina: AJ Lawson, 25 vs. Florida A&M (Jan. 2, 2021) 30 vs. Texas A&M (Jan. 6, 2021)

A TEAM ...

Scored 100 or more points:	South Carolina: 105 vs. Army (Dec. 22, 2021) in Columbia, S.C. Opponent: 101, Arkansas (March 2, 2021) in Columbia, S.C.
Scored 50 points or less:	South Carolina: 47, at Alabama (Jan. 9, 2024), in Tuscaloosa, Ala. Opponent: 43, vs. Elon (Dec. 19, 2023), in Columbia, S.C..
Scored 50 points in a half:	South Carolina: 61 (1st half), vs. Army (Dec. 22, 2021) in Columbia, S.C. Opponent: 50 (1st half), Texas A&M (Jan. 14, 2023), in Columbia, S.C.
Failed to score 25 points in a half:	South Carolina: 18 (2nd half), at Alabama (Jan. 9, 2024), in Tuscaloosa, Ala. Opponent: 22 (2nd half), Georgia (Feb. 4, 2024), in Athens, Ga.

Collected 50 or more rebounds:	South Carolina: 51, vs. Western Kentucky (Dec. 22, 2022), in Columbia, S.C. Opponent: 51, Clemson (Dec. 18, 2021) in Clemson, S.C.
Shot 60% or better from the field:	South Carolina: 60.0% (39-65), vs. High Point (March 15, 2016) in Columbia, S.C. Opponent: 69.6% (32-46) Missouri (Feb. 28, 2013) in Columbia, S.C.
Shot 50% or better from the field:	South Carolina: 51.8% (29-56), at Georgia (Feb. 3, 2024), in Athens, Ga. Opponent: 50.0% (26-52), Virginia Tech (Nov. 10, 2023), in Charlotte, N.C..
Shot less than 30% from the field:	South Carolina: 25.0% (12-48), vs. No. 8/9 Tennessee (Jan. 7, 2023), in Columbia, S.C. Opponent: 27.3% (15-55), Texas A&M (Feb. 8, 2020) in Columbia, S.C.
Shot 50% or better from 3-point range (at least 10 attempts):	South Carolina: 50.0% (9-18), at Arkansas (Jan. 20, 2024), in Fayetteville, Ark. Opponent: 53.8% (7-13), Florida A&M (Jan. 3, 2023), in Columbia, S.C.
Shot 20% or less from 3-point range (at least 10 attempts):	South Carolina: 20.0% (5-25), at Alabama (Jan. 9, 2024), in Tuscaloosa, Ala. Opponent: 14.3% (2-14), vs. Elon (Dec. 19, 2023), in Columbia, S.C.
Dished 20 or more assists:	South Carolina: 25, at Georgia (Feb. 3, 2024), in Athens, Ga. Opponent: 29, No. 11/13 Tennessee (Feb. 25, 2023) in Knoxville, Tenn.
Made 35 or more shots:	South Carolina: 45, vs. Allen (Dec. 14, 2021) in Columbia, S.C. Opponent: 36, No. 11/13 Tennessee (Feb. 25, 2023) in Knoxville, Tenn..
Attempted 80 or more shots:	South Carolina: 82, vs. No. 5/4 Kentucky, (Feb. 8, 2022) in Columbia, S.C. Opponent: 83, LSU (Feb. 10, 1996) in Columbia, S.C.
Attempted 70 or more shots:	South Carolina: 71, vs. VMI (Nov. 13, 2023), in Columbia, S.C. Opponent: 72, Army (Dec. 22, 2021) in Columbia, S.C.
Made 10 or more 3-pointers:	South Carolina: 10, at Tennessee (Jan. 30, 2024), in Knoxville, Tenn. Opponent: 11, George Washington (Dec. 1, 2023), in Columbia, S.C.
Did not make a 3-pointer:	South Carolina: vs. USC Upstate (Nov. 6, 2018) in Columbia Opponent: Mississippi State (Feb. 23, 2022) in Columbia, S.C.
Attempted 30 or more 3-pointers:	South Carolina: 30, vs. Elon (Dec. 19, 2023), in Columbia, S.C. Opponent: 37, Vanderbilt (Feb. 14, 2023) in Columbia, S.C.
Attempted 25 or more 3-pointers:	South Carolina: 29, at Tennessee (Jan. 30, 2024), in Knoxville, Tenn. Opponent: 28, Georgia (Feb. 3, 2024) in Athens, Ga.
Made 30 or more free throws:	South Carolina: 35, vs. Alabama (Feb. 7, 2017), in Columbia, S.C. Opponent: 34, Ole Miss (Feb. 13, 2021) in Columbia, S.C.
Attempted 40 or more free throws:	South Carolina: 50, vs. Alabama (Feb. 7, 2017) in Columbia, S.C. Opponent: 44, Ole Miss (Feb. 13, 2021) in Columbia, S.C.
Swiped 15 or more steals:	South Carolina: 15, at Georgia (Feb. 27, 2021) in Athens, Ga. Opponent: 15, Georgia (Jan. 28, 2023) in Athens, Ga.
Blocked 12 or more shots:	South Carolina: 12, vs. Coastal Carolina (Nov. 30, 2018) in Columbia, S.C. Opponent: 12, Florida (Feb. 3, 2021) in Gainesville, Fla.
Blocked 8 or more shots:	South Carolina: 8, vs. Georgia (Jan. 16, 2024) in Columbia, S.C. Opponent: 9, Florida (Jan. 25, 2023), in Gainesville, Fla.
Won by 30 or more points:	South Carolina: 32, vs. Florida A&M (Jan. 3, 2023), in Columbia, S.C. Opponent: 40, No. 11/13 Tennessee (Feb. 25, 2023) in Knoxville, Tenn.
Won by 20 or more points:	South Carolina: 27, vs. Elon (Dec. 19, 2023), in Columbia, S.C. Opponent: 21, Florida (Jan. 25, 2023), in Gainesville, Fla.
Played a single overtime game:	Win: 71-69, at Missouri (Jan. 13, 2024), in Columbia, Mo. Loss: 78-76, vs. No. 2/2 Alabama (Feb. 22, 2023) in Columbia, S.C.
Played a double overtime game:	Win: 87-85 vs. WKU (Nov. 27, 2010) in Bowling Green, Ky. Loss: 98-88 vs. Louisville (Feb. 20, 1988) in Columbia, S.C.
South Carolina played a No. 1 Team in the country:	Win: 68-62 vs. No. 1/1 Kentucky (Jan. 26, 2010) in Columbia, S.C. Loss: 85-73 loss to No. 1/1 Tennessee (Feb. 13, 2019) in Knoxville, Tenn.
South Carolina played a top-5 opponent:	Win: 63-59 at No. 5/5 Tennessee, (Jan. 30, 2024) in Knoxville, Tenn. Loss: 78-76 OT loss to No. 2/2 Alabama (Feb. 22, 2023) in Columbia, S.C.
South Carolina played a top-10 opponent:	Win: 63-59 win at No. 5/5 Tennessee (Jan. 30, 2024) in Knoxville, Tenn. Loss: 85-42 loss vs. No. 8/9 Tennessee (Jan. 7, 2023), in Columbia, S.C.
South Carolina played a top-25 opponent:	Win: 63-59 win at No. 5/5 Tennessee (Jan. 30, 2024) in Knoxville, Tenn. Loss: 72-67 loss at #24/20 Clemson (Dec. 6, 2023), in Clemson, S.C.
South Carolina defeated a ranked opponent:	Home: 79-62 win vs. No. 6/6 Kentucky (Jan. 23, 2024) in Columbia, S.C. Away: 63-59 win at No.5/5 Tennessee (Jan. 30, 2024) in Knoxville, Tenn. Neutral: 77-70 vs. No. 20/17 Florida (March 26, 2017) in New York City SEC Home: 79-62 win vs. No. 6/6 Kentucky (Jan. 23, 2024) in Columbia, S.C. SEC Away: 63-59 win at No.5/5 Tennessee (Jan. 30, 2024) in Knoxville, Tenn.
South Carolina defeated a top-10 opponent	Home: 79-62 win vs. No. 6/6 Kentucky (Jan. 23, 2024) in Columbia, S.C. Away: 63-59 win at No. 5/5 Tennessee (Jan. 30, 2024) in Knoxville, Tenn. Neutral: 88-81 win vs. No. 7/7 Duke (March 19, 2017) in Greenville, S.C.
A South Carolina win opened the season:	Home: 82-53 win vs. USC Upstate (Nov. 6, 2023), in Columbia, S.C. Away: 73-52 win at Wofford (Nov. 10, 2017) in Spartanburg, S.C. Neutral: 74-61 win vs. Chaminade (Nov. 19, 2001) in Maui, Hawaii (Maui Invite)
South Carolina opened SEC play:	Home: 68-62 win vs. Miss. State (Jan. 6, 2024), in Columbia, S.C. Away: 84-79 OT loss at Vanderbilt (Jan. 3, 2023), in Nashville, Tenn.

0

EBRIMA DIBBA *Ee-BRIME-uh DEEB-ah*

RSr. • Guard • 6-5 • 214 • Bredäng, Sweden // Coastal Carolina

CAREER HIGHS

Single Game Highs

Statistic	Value
Points	19 vs Utah 11/21/19
Rebounds	10 vs Ga. Southern 02/21/21, vs App State 03/07/21, at South Alabama 03/28/22
Assists	12 vs ULM 12/30/21
Steals	6 vs Columbia Int'l 12/03/20
Blocks	1 7 times
FG Made	7 4 times
FG Attempts	15 at DePaul 03/27/19
3FG Made	2 7 times
3FG Attempts	6 at DePaul 03/27/19
FT Made	9 vs Winthrop 12/04/21
FT Attempts	12 vs Winthrop 12/04/21

SUPERLATIVES

	'23-24	Career
Double-figure scoring	-	39
Double-figure rebounding	-	3
Double-figure assists	-	5
Double-double	-	4
5+ assists	-	1
2+ steals	-	34
Team high scoring	-	-
Team high rebounding	-	-
Team high assists	-	-
Team high steals	-	-



INSTAGRAM: @ebrimadibba_
TWITTER: @_EbrimaDibba

*includes led, or shared team high; * Carolina ONLY*

2023-24 GAME-BY-GAME

Opponent	Date	GS	MIN	Total		3-Pointers		Free throws		Rebounds				PF	A	TO	BLK	STL	PTS	AVG
				FG-FGA	PCT	3FG-3FGA	PCT	FT-FTA	PCT	OFF	DEF	TOT	AVG							
USC Upstate	11/06/2023		02:49	0-1	.000	0-0	.000	0-0	.000	0	0	0	0	0	1	1	0	0	0	0.0
Totals		0	02:49	0-1	.000	0-0	.000	0-0	.000	0	0	0	0	0.0	1	1	0	0	0	0.0

Player Averages

Games Played	Minutes/game	Points/game	FG Pct	3FG Pct	FT Pct	Rebounds/game	Assists/game	Turnovers/game	Assist/Turnover ratio	Steals/game	Blocks/game
1	2.8	0.0	0.0	0.0	0.0	0.0	1.0	1.0	1.0	0.0	0.0

PLAYER BIO

2023-24

- Experienced player who returns after suffering a season-ending achilles injury in summer workouts back in June of 2022

PRE-SOUTH CAROLINA

- Played 90 games at Coastal Carolina and started 87 games
- Averaged 8.2 points, 5.2 assists and 4.8 rebounds per game over his four seasons as a Chanticleer
- Scored 10 or more points in 39 games in a Coastal Carolina uniform
- Assisted on 10 or more made baskets in five games, two of which notched him a double-double
- Earned a points/assists double-double on Feb. 2, 2019, against Louisiana and on Dec. 6, 2021, against Mercer
- Collected 10 or more rebounds on three different occasions, two of which clinched a double-double
- Earned a points/rebounds double-double against Georgia Southern on Feb. 21, 2021, and against March 7, 2021, against Appalachian State
- Scored a career-high 19 points against Utah on Nov. 21, 2019 and made seven of his 11 field goal attempts
- Dished a career-high 12 assists against Louisiana-Monroe on Dec. 30, 2021
- Swiped multiple steals in 34 games, including grabbing a career-high six steals on Dec. 3, 2021, against Columbia International
- Was named to the 2021 Sun Belt Conference Commissioner's List; was also named to the Coastal Carolina President's List in 2021 (4.0 GPA)

PERSONAL

- Son of
- Has two brothers and two sisters
- Sport & entertainment management major
- Diehard fan of Chelsea Football Club; soccer is favorite sport other than basketball
- Close friends with Alexander Isak, striker for Newcastle United of the English Premier League
- Earliest basketball memory is playing with his big brother around 9-10 years old

CAREER STATS

SEASON	TEAM	GP-GS	MIN/AVG	Field Goals		3-Point		F-Throws		Rebounds				Scoring						
				FG-FGA	FG%	3FG-3FGA	3FG%	FT-FTA	FT%	OFF	DEF	TOT	AVG	PF-FO	A	TO	BLK	STL	PTS	AVG
2018-19	CCU	26-24	797/30.6	74-163	.454	13-43	.302	60-78	.769	9	98	107	4.1	48-0	123	67	4	34	221	8.5
2019-20	CCU	6-6	183/30.5	23-52	.442	2-4	.500	17-18	.944	7	18	25	4.2	10-0	29	9	0	10	65	10.8
2020-21	CCU	26-26	856/32.9	70-160	.438	11-37	.297	45-60	.750	21	124	145	5.6	42-0	143	78	3	40	196	7.5
2021-22	CCU	32-31	1063/33.2	85-185	.459	11-31	.355	77-96	.802	19	133	152	4.8	55-1	173	92	0	45	258	8.1
2023-24	USC	1-0	3/2.8	0-1	.000	0-0	.000	0-0	.000	0	0	0	0.0	1-0	1	1	0	0	0	0.0
TOTAL FOR USC	1-0	3/2.8	0-1	.000	0-0	.000	.000	0-0	.000	0	0	0	0.0	1-0	1	1	0	0	0	0.0
TOTAL	91-87	2902/31.9	252-561	.449	37-115	.322	199-252	.790	56	373	429	4.7	156-1	469	247	7	129	740	8.1	

1

JACOBI WRIGHT

Jr. • Guard • 6-2 • 182 • Fort Mill, S.C. // Legacy Early College (Greenville, S.C.)

CAREER HIGHS

Single Game Highs

Statistic	Value
Points	18 at LSU 02/18/23, vs Alabama 02/22/23
Rebounds	6 vs Georgetown 12/05/21, vs Eastern Mich. 12/30/22
Assists	6 vs Georgetown 12/05/21
Steals	2 9 times
Blocks	1 vs Florida 01/15/22, vs Davidson 11/18/22, vs Elon 12/22/23
FG Made	7 vs Alabama 02/22/23
FG Attempts	12 vs USC Upstate 11/25/22
3FG Made	5 at LSU 02/18/23
3FG Attempts	8 at LSU 02/18/23
FT Made	5 vs Georgia 03/04/23
FT Attempts	8 vs Georgia 03/04/23

SUPERLATIVES

	'23-24	Career
Double-figure scoring	6	17
Double-figure assists	-	-
Double-double	-	-
5+ assists	1	2
2+ steals	2	9
Team high scoring	-	-
Team high rebounding	-	-
Team high assists	3	21
Team high steals	5	11

includes led, or shared team high



INSTAGRAM: @_jacobi

TWITTER: @JacobiWright

TIKTOK: @_jacobiwright

2023-24 GAME-BY-GAME

Opponent	Date	GS	MIN	Total		3-Pointers		Free throws		Rebounds			PF	A	TO	BLK	STL	PTS	AVG	
				FG-FGA	PCT	3FG-3FGA	PCT	FT-FTA	PCT	OFF	DEF	TOT								AVG
USC Upstate	11/06/2023		20:49	4-7	.571	1-1	1.000	0-0	.000	1	2	3	3.0	1	2	1	0	0	9	9.0
vs Virginia Tech	11/10/2023		22:13	4-7	.571	1-2	.500	3-3	1.000	0	1	1	2.0	2	0	2	0	1	12	10.5
VMI	11/13/2023		25:29	3-7	.429	2-2	1.000	1-2	.500	0	3	3	2.3	2	2	1	0	1	9	10.0
vs DePaul	11/17/2023		24:27	2-5	.400	0-2	.000	2-2	1.000	0	3	3	2.5	2	2	2	0	0	6	9.0
vs Grand Canyon	11/19/2023		25:49	4-5	.800	0-0	.000	2-2	1.000	0	1	1	2.2	1	3	1	0	1	10	9.2
Notre Dame	11/28/2023		26:14	1-5	.200	1-2	.500	4-4	1.000	1	0	1	2.0	1	2	1	0	1	7	8.8
George Washington	12/01/2023		19:48	1-6	.167	1-3	.333	2-2	1.000	1	2	3	2.1	0	3	0	0	0	5	8.3
at Clemson	12/06/2023		20:44	0-5	.000	0-2	.000	0-0	.000	0	1	1	2.0	0	1	1	0	0	0	7.3
at East Carolina	12/09/2023		19:21	0-4	.000	0-4	.000	0-0	.000	1	2	3	2.1	0	3	1	0	0	0	6.4
Charleston So.	12/16/2023		21:39	2-4	.500	0-1	.000	0-0	.000	1	2	3	2.2	0	1	0	0	0	4	6.2
Winthrop	12/19/2023		21:00	3-5	.600	1-2	.500	0-0	.000	0	0	0	2.0	3	2	0	0	2	7	6.3
Elon	12/22/2023	*	27:01	4-9	.444	0-4	.000	2-2	1.000	0	3	3	2.1	2	3	1	1	2	10	6.6
Florida A&M	12/30/2023		18:20	1-8	.125	0-5	.000	3-5	.600	0	0	0	1.9	1	2	1	0	1	5	6.5
Mississippi St.	01/06/2024		11:12	1-4	.250	1-2	.500	0-0	.000	0	1	1	1.9	0	1	0	0	0	3	6.2
at Alabama	01/09/2024		20:46	1-3	.333	0-1	.000	0-0	.000	0	0	0	1.7	2	0	0	0	0	2	5.9
at Missouri	01/13/2024		29:26	3-8	.375	1-2	.500	4-4	1.000	0	3	3	1.8	3	0	1	0	0	11	6.3
Georgia	01/16/2024		27:28	3-8	.375	0-4	.000	1-2	.500	0	1	1	1.8	2	0	2	0	0	7	6.3
at Arkansas	01/20/2024		26:18	2-7	.286	1-5	.200	0-0	.000	0	0	0	1.7	3	5	0	0	0	5	6.2
Kentucky	01/23/2024		27:16	4-8	.500	4-6	.667	2-4	.500	0	2	2	1.7	1	1	0	0	1	14	6.6
Missouri	01/27/2024		25:39	3-5	.600	2-4	.500	3-4	.750	0	4	4	1.8	2	3	0	0	1	11	6.9
at Tennessee	01/30/2024		26:53	1-4	.250	1-2	.500	0-0	.000	1	2	3	1.9	3	1	0	0	0	3	6.7
at Georgia	02/03/2024		17:49	1-4	.250	0-2	.000	0-0	.000	1	2	3	1.9	0	4	0	0	0	2	6.5
Totals			1 505:41	48-128	.375	17-58	.293	29-36	.806	7	35	42	1.9	31	41	15	1	11	142	6.5

Player Averages

Games Played	Minutes/game	Points/game	FG Pct	3FG Pct	FT Pct	Rebounds/game	Assists/game	Turnovers/game	Assist/Turnover ratio	Steals/game	Blocks/game
22	23.0	6.5	37.5	29.3	80.6	1.9	1.9	0.7	2.7	0.5	0.0

PLAYER BIO

AWARDS/HONORS

- SEC Academic Honor Roll – 2021-22, 2022-23
- SEC Community Service Team – 2022

2023-24

- Back-to-back double-figure scoring games for the first time this season against No. 6/6 Kentucky (14) and Missouri (11).
- Vital off the bench in Carolina's 79-62 win over No. 6/6 Kentucky on Jan. 23, 2024. Had 14 points knocking down four triples.
- Six double figure games this season ; team 6-0 when he scores 10+
- Made first start of season in place of injured Meechie Johnson in blowout win over Elon (Dec. 22) ; had 10 points, three assists and team-high two steals

CAREER HIGHLIGHTS

- Became key contributor in sophomore campaign, playing in 32 games with 15 starts including the final nine games of the season
- Averaged 7.3 points, 2.1 rebounds and 1.8 assists per game ; scored in double figures nine times and dished out three or more assists on 10 occasions
- Came off the bench in rivalry win vs. Clemson (Nov. 11) and had 10 points, four rebounds and two assists
- Had 13 points off the bench in overtime game at Georgia (Jan. 28) ; was his first career SEC game in double figures
- Led the team to a comeback victory on the road at Ole Miss (Feb. 11) with 17 points, five rebounds and four assists ; nailed a go-ahead corner 3 with 44 seconds remaining in the 64-61 victory
- Led the team to victory again on the road with a career-high 18 points at LSU (Feb. 18) ; went 5-of-8 from behind the arc, marking career highs in both categories
- Scored 18 points again the ensuing game vs. No. 2/2 Alabama (Feb. 22) ; went 7-of-10 from the field and 4-for-4 at the free throw line in the back-and-forth, overtime thriller
- Appeared in 31 games making nine starts in first season on campus in 2021-22
- Averaged 3.4 points, 1.8 assists and 1.6 rebounds per game

PERSONAL

- Son of Chris and Mikisha Wright ; has a younger sister, Kiana
- His advice to young people is "believe in yourself, or nobody else will, everyone's journey is different."
- Began playing basketball at the age of five
- Lists Devin Booker as his favorite professional basketball player
- A sport and entertainment management major

CAREER STATS

SEASON	TEAM	GP-GS	MIN/AVG	Field Goals		3-Point		F-Throws		Rebounds				Scoring						
				FG-FGA	FG%	3FG-3FGA	3FG%	FT-FTA	FT%	OFF	DEF	TOT	AVG	PF-FO	A	TO	BLK	STL	PTS	AVG
2021-22	USC	30-9	465/15.5	36-113	.319	11-43	.256	20-28	.714	7	40	47	1.6	36-0	55	38	1	15	103	3.4
2022-23	USC	32-15	941/29.4	82-207	.396	28-80	.350	42-57	.737	14	53	67	2.1	56-0	57	31	1	17	234	7.3
2023-24	USC	22-1	506/23.0	48-128	.375	17-58	.293	29-36	.806	7	35	42	1.9	31-0	41	15	1	11	142	6.5
TOTAL		84-25	1911/22.7	166-448	.371	56-181	.309	91-121	.752	28	128	156	1.9	123-0	153	84	3	43	479	5.7

2

B.J. MACK

Gr. • Forward • 6-8 • 260 • Charlotte, N.C. // Wofford

CAREER HIGHS

Single Game Highs

Statistic	Value
Points	28 at Gardner-Webb 12/08/21, at UNC Greensboro 02/12/23
Rebounds	13 at Gardner-Webb 12/08/21, vs VMI 11/13/23
Assists	6 vs Hampton 11/19/21
Steals	3 at Chattanooga 01/25/23, vs VMI 11/13/23
Blocks	2 11 times
FG Made	10 at Gardner-Webb 12/08/21, at ETSU 01/08/22
FG Attempts	20 at UNC Greensboro 02/12/23
3FG Made	5 at UNC Greensboro 02/12/23
3FG Attempts	8 5 times
FT Made	9 vs Samford 01/28/23, vs Grand Canyon 11/19/23
FT Attempts	11 at Gardner-Webb 12/08/21, vs Missouri 01/27/24

SUPERLATIVES

	'23-24	Career
Double-figure scoring	14	75
Double-figure rebounding	1	8
Double-double	1	8
5+ assists	-	3
2+ blocks	4	11
3+ steals	1	2
Team high scoring	6	6*
Team high rebounding	7	7*
Team high assists	1	1*
Team high blocks	7	7*

includes led, or shared team high; * Carolina ONLY



INSTAGRAM: @thebjmack

TWITTER: @thebjmack33

TIKTOK: @thebjmack

2023-24 GAME-BY-GAME

Opponent	Date	GS	MIN	Total			3-Pointers			Free throws			Rebounds			PF	A	TO	BLK	STL	PTS	AVG
				FG-FGA	PCT	3FG-3FGA	PCT	FT-FTA	PCT	OFF	DEF	TOT	AVG									
USC Upstate	11/06/2023	*	20:02	4-9	.444	3-6	.500	2-2	1.000	1	2	3	3.0	3	1	2	1	0	13	13.0		
vs Virginia Tech	11/10/2023	*	25:46	9-16	.563	1-4	.250	0-1	.000	1	5	6	4.5	3	1	1	0	0	19	16.0		
VMI	11/13/2023	*	28:52	5-11	.455	1-3	.333	6-7	.857	6	7	13	7.3	0	0	0	1	3	17	16.3		
vs DePaul	11/17/2023	*	15:59	2-5	.400	0-3	.000	0-0	.000	0	1	1	5.8	4	1	4	0	0	4	13.3		
vs Grand Canyon	11/19/2023	*	26:23	7-12	.583	4-7	.571	9-9	1.000	1	2	3	5.2	4	2	2	0	1	27	16.0		
Notre Dame	11/28/2023	*	26:49	6-15	.400	1-5	.200	4-5	.800	1	3	4	5.0	2	2	0	0	1	17	16.2		
George Washington	12/01/2023	*	24:09	7-13	.538	4-8	.500	2-2	1.000	1	2	3	4.7	1	1	0	2	1	20	16.7		
at Clemson	12/06/2023	*	31:39	3-13	.231	0-6	.000	4-6	.667	1	6	7	5.0	2	1	2	1	0	10	15.9		
at East Carolina	12/09/2023	*	27:42	4-11	.364	1-4	.250	4-7	.571	1	7	8	5.3	4	2	0	1	0	13	15.6		
Charleston So.	12/16/2023	*	23:55	7-14	.500	2-6	.333	0-0	.000	0	4	4	5.2	1	2	1	0	0	16	15.6		
Winthrop	12/19/2023	*	24:21	3-9	.333	0-1	.000	2-2	1.000	2	5	7	5.4	3	3	2	0	8	14.9			
Elon	12/22/2023	*	23:34	4-10	.400	1-2	.500	0-0	.000	2	0	2	5.1	2	3	1	0	1	9	14.4		
Florida A&M	12/30/2023	*	18:38	3-3	1.000	1-1	1.000	2-2	1.000	0	5	5	5.1	1	0	0	2	1	9	14.0		
Mississippi St.	01/06/2024	*	30:01	1-9	.111	0-3	.000	3-6	.500	2	4	6	5.1	3	0	0	2	1	5	13.4		
at Alabama	01/09/2024	*	26:31	2-10	.200	1-4	.250	2-2	1.000	2	4	6	5.2	1	1	4	0	1	7	12.9		
at Missouri	01/13/2024	*	26:41	7-13	.538	1-5	.200	6-6	1.000	2	2	4	5.1	0	2	2	0	0	21	13.4		
Georgia	01/16/2024	*	27:35	5-13	.385	1-6	.167	5-6	.833	3	2	5	5.1	3	0	1	1	0	16	13.6		
at Arkansas	01/20/2024	*	24:20	6-10	.600	3-4	.750	3-5	.600	1	8	9	5.3	1	3	0	0	0	18	13.8		
Kentucky	01/23/2024	*	28:29	3-13	.231	2-5	.400	0-0	.000	0	6	6	5.4	2	1	1	0	0	8	13.5		
Missouri	01/27/2024	*	25:48	6-11	.545	2-5	.400	7-11	.636	2	3	5	5.4	2	1	2	1	0	21	13.9		
at Tennessee	01/30/2024	*	26:22	4-15	.267	1-8	.125	7-8	.875	1	4	5	5.3	3	1	2	0	0	16	14.0		
at Georgia	02/03/2024	*	18:06	3-10	.300	0-3	.000	3-5	.600	0	1	1	5.1	1	1	3	0	0	9	13.8		
Totals			22	551:45	101-245	.412	30-99	.303	71-92	.772	30	83	113	5.1	46	29	31	14	10	303	13.8	

Player Averages

Games Played	Minutes/game	Points/game	FG Pct	3FG Pct	FT Pct	Rebounds/game	Assists/game	Turnovers/game	Assist/Turnover ratio	Steals/game	Blocks/game
22	25.1	13.8	41.2	30.3	77.2	5.1	1.3	1.4	0.9	0.5	0.6

PLAYER BIO

AWARDS/HONORS

- NABC First Team All-District (2022, 2023)
- First Team All-SoCon (2023)
- Second Team All-SoCon (2022)
- Arizona Tip-Off All-Tournament Team/MVP (2023)
- SoCon All-Tournament Team (2022)
- SoCon Academic Honor Roll (2022)

2023-24

- Scored 16 points and grabbed five rebounds in win at No. 5/5 Tennessee on Jan. 30. Has scored in double-figures in five of his last six games.
- Led Carolina with 21 points in win vs. Missouri on Jan. 27. Team is 4-0 when he scores 20+.
- Led team with 18 points and nine rebounds in road win at Arkansas (Jan. 20). Scored in double-figures in three consecutive games.
- Led team with 21 points in road win at Mizzou (Jan. 13)
- Had second 20 point game of season in blowout win over George Washington (Dec. 1); hit four 3s as team made school record 18 triples
- Named Arizona Tip-Off MVP after scoring 21 of his 27 points in the second half of the title game against Grand Canyon (Nov. 19); hit four 3s and went 9-for-9 at the FT line
- 17 points and 13 rebounds for 8th career double-double in 74-64 win over VMI (Nov. 13)
- Scored game-winning bucket with 20 sec. remaining in 79-77 win over Virginia Tech (Nov. 10) in the Hall of Fame Series at the Spectrum Center; 15 of his 19 pts came in 2nd half

CAREER HIGHLIGHTS

- In 85 games played (69 starts) in three seasons at Wofford (2020-23), Mack averaged 14.1 points, 5.2 rebounds and 1.5 assists per game
- Started all 32 games in 2022-23 and averaged 16.6 points, 5.6 rebounds and 1.4 assists per game
- Started all 32 games again in 2021-22, averaging 16.5 points, 6.1 rebounds and 2.2 assists per game; shot 53.6 percent (199-of-371) from the field and 44.8 percent from 3 (39-of-87)
- Owned a career 50.6 (443-of-876) field goal percentage for the Terriers
- A threat from behind the arc, shot 36.6 percent (108-of-225) from distance in his three seasons at Wofford
- Shot a career-best 44.8 percent (39-of-87) from 3-point territory as a junior in 2021-22; also a career 82.1 percent (211-of-257) free throw shooter
- Began his college career at USF in 2019-20 and averaged 2.1 points and 1.2 rebounds per game in limited action for the Bulls
- Chose the Gamecocks over offers from Alabama, Iowa, Arkansas, LSU, Vanderbilt, Florida and Ole Miss

PERSONAL

- Son of Brian and Larrietta Mack – has a younger sister, Briah
- Graduated with a degree in sociology and anthropology from Wofford
- Two of his uncles helped construct the safe rooms at The White House
- Favorite food is Chipotle and favorite movie is Rush Hour 3
- Dream car is Lamborghini Urus truck

CAREER STATS

SEASON	TEAM	GP-GS	MIN/AVG	Field Goals		3-Point		F-Throws		Rebounds				Scoring						
				FG-FGA	FG%	3FG-3FGA	3FG%	FT-FTA	FT%	OFF	DEF	TOT	AVG	PF-FO	A	TO	BLK	STL	PTS	AVG
2019-20	USF	19-0	142/7.5	15-34	.441	3-14	.214	6-6	1.000	5	18	23	1.2	13-0	1	4	3	2	39	2.1
2020-21	WOF	21-5	374/17.8	53-117	.453	17-53	.321	19-22	.864	21	49	70	3.3	44-1	14	24	9	8	142	6.8
2021-22	WOF	32-32	917/28.7	199-371	.536	39-87	.448	90-110	.818	74	123	197	6.2	66-0	70	78	17	20	527	16.5
2022-23	WOF	32-32	996/31.1	191-388	.492	52-155	.335	96-119	.807	36	142	178	5.6	53-0	44	45	14	19	530	16.6
2023-24	USC	22-22	552/25.1	101-245	.412	30-99	.303	71-92	.772	30	83	113	5.1	46-0	29	31	14	10	303	13.8
TOTAL FOR USC		22-22	552/25.1	101-245	.412	30-99	.303	71-92	.772	30	83	113	5.1	46-0	29	31	14	10	303	13.8
TOTAL		126-91	2982/23.7	559-1155	.484	141-408	.346	282-349	.808	166	415	581	4.6	222-1	158	182	57	59	1541	12.2

4

STEPHEN CLARK

Gr. • Forward • 6-8 • 208 • Charlotte, N.C. // The Citadel

CAREER HIGHS

Single Game Highs

Statistic	Value
Points	28 vs Western Caro. 01/14/23
Rebounds	15 at South Carolina St. 11/28/21
Assists	8 5 times
Steals	4 vs Furman 02/15/23
Blocks	6 at Western Caro. 01/05/22
FG Made	11 vs Presbyterian 11/10/22, vs IUPUI 11/25/22, vs ETSU 01/11/23
FG Attempts	20 vs Western Caro. 01/14/23
3FG Made	2 5 times
3FG Attempts	5 vs VMI 02/02/23
FT Made	7 vs Western Caro. 01/14/23
FT Attempts	11 at Furman 01/04/23

SUPERLATIVES

	'23-24	Career
Double-figure scoring	1	50
Double-figure rebounding	-	11
Double-double	-	11
5+ assists	-	19
3+ steals	-	8
2+ blocks	2	58
Team high scoring	-	-
Team high rebounding	1	1*
Team high assists	-	-
Team high blocks	8	8*



INSTAGRAM: @stephen_clark4

TWITTER: @stephen_clark1

includes led, or shared team high; * Carolina ONLY

2023-24 GAME-BY-GAME

Opponent	Date	GS	MIN	Total		3-Pointers		Free throws		Rebounds				PF	A	TO	BLK	STL	PTS	AVG	
				FG-FGA	PCT	3FG-3FGA	PCT	FT-FTA	PCT	OFF	DEF	TOT	AVG								
USC Upstate	11/06/2023	*	14:53	2-4	.500	0-0	.000	0-0	.000	0	2	2	2.0	2	2	4	1	0	4	4.0	
vs Virginia Tech	11/10/2023	*	12:10	1-3	.333	0-0	.000	0-0	.000	1	1	2	2.0	1	1	0	0	0	2	3.0	
VMI	11/13/2023	*	11:56	3-6	.500	1-2	.500	0-0	.000	0	2	2	2.0	3	1	1	1	0	7	4.3	
vs DePaul	11/17/2023	*	11:16	1-1	1.000	0-0	.000	0-0	.000	0	2	2	2.0	2	2	0	1	0	2	3.8	
vs Grand Canyon	11/19/2023	*	20:36	3-3	1.000	0-0	.000	0-0	.000	0	1	1	1.8	4	2	1	1	0	6	4.2	
Notre Dame	11/28/2023	*	05:13	0-0	.000	0-0	.000	0-0	.000	0	0	0	1.5	1	0	0	1	0	0	3.5	
George Washington	12/01/2023	*	08:42	0-0	.000	0-0	.000	0-0	.000	1	4	5	2.0	3	0	1	2	0	0	3.0	
at Clemson	12/06/2023	*	16:29	3-5	.600	1-2	.500	3-3	1.000	1	4	5	2.4	3	0	1	1	1	10	3.9	
at East Carolina	12/09/2023	*	14:12	0-3	.000	0-1	.000	1-2	.500	0	1	1	2.2	4	2	0	3	0	1	3.6	
Charleston So.	12/16/2023	*	10:52	1-1	1.000	0-0	.000	0-0	.000	1	1	2	2.2	0	1	1	0	0	2	3.4	
Winthrop	12/19/2023	*	10:45	2-5	.400	0-0	.000	0-0	.000	1	1	2	2.2	1	0	0	1	0	4	3.5	
Elon	12/22/2023	*	10:54	1-4	.250	0-0	.000	1-2	.500	1	2	3	2.3	0	0	0	0	0	3	3.4	
Florida A&M	12/30/2023	*	19:28	2-3	.667	0-0	.000	0-0	.000	2	7	9	2.8	1	4	0	1	0	4	3.5	
Mississippi St.	01/06/2024	*	12:56	0-0	.000	0-0	.000	0-0	.000	1	0	1	2.6	1	0	3	0	0	0	3.2	
at Alabama	01/09/2024	*	08:50	0-2	.000	0-1	.000	0-0	.000	1	0	1	2.5	1	0	1	0	0	0	3.0	
at Missouri	01/13/2024	*	08:52	1-1	1.000	0-0	.000	1-2	.500	2	0	2	2.5	1	0	0	0	0	3	3.0	
Georgia	01/16/2024	*	00:08	0-0	.000	0-0	.000	0-0	.000	0	1	1	2.4	0	0	0	0	0	0	2.8	
at Arkansas	01/20/2024	*	13:15	0-0	.000	0-0	.000	1-2	.500	2	2	4	2.5	3	1	1	0	0	1	2.7	
Kentucky	01/23/2024	*	08:11	1-2	.500	0-0	.000	1-3	.333	0	0	0	2.4	2	1	0	0	0	3	2.7	
Missouri	01/27/2024	*	06:33	0-0	.000	0-0	.000	0-0	.000	0	1	1	2.3	1	1	0	0	1	0	2.6	
Totals			15	226:10	21-43	.488	2-6	.333	8-14	.571	14	32	46	2.3	34	18	14	13	2	52	2.6

Player Averages

Games Played	Minutes/game	Points/game	FG Pct	3FG Pct	FT Pct	Rebounds/game	Assists/game	Turnovers/game	Assist/Turnover ratio	Steals/game	Blocks/game
20	11.3	2.6	48.8	33.3	57.1	2.3	0.9	0.7	1.3	0.1	0.7

PLAYER BIO

AWARDS/HONORS

- SoCon Honor Roll (2019-20)

2023-24

- Recorded a block in 10 games this season.
- Had season-high three blocks in win at East Carolina (Dec. 9) in team's first true road victory of the season.

CAREER HIGHLIGHTS

- Played in 109 games, making 88 starts in four seasons at The Citadel (2019-23) ; had 48 career games in double figures
- Averaged 9.5 points, 5.1 rebounds, 2.6 assists and 1.8 blocks per game
- Scored 1,038 career points for the Bulldogs
- Shot 52.1 percent from the field for his career (428-of-821)
- Had the best season of his career as a senior in 2022-23, averaging 16.3 points, 6.5 rebounds, 2.8 assists and 1.8 blocks per game
- Logged 10, 20-point performances in final season in Charleston ; scored career-high 28 points in a 65-51 win over Western Carolina (1/14/23)
- Averaged 9.7 points, 6.1 rebounds, 3.6 assists and 2.4 blocks per game as a junior in 2021-22 ; shot 53.9 percent from the floor (125-of-232)

PERSONAL

- Son of Drew and Missy Clark
- Graduated from The Citadel with a degree in mechanical engineering
- Favorite pregame meal is steak and potatoes
- Winning is what motivates him
- His biggest red flag in a person is if they are on social media too much

CAREER STATS

SEASON	TEAM	GP-GS	MIN/AVG	Field Goals		3-Point		F-Throws		Rebounds				Scoring						
				FG-FGA	FG%	3FG-3FGA	3FG%	FT-FTA	FT%	OFF	DEF	TOT	AVG	PF-FO	A	TO	BLK	STL	PTS	AVG
2019-20	Cit	21-7	326/15.5	31-62	.500	3-19	.158	4-8	.500	11	29	40	1.9	27-0	23	24	16	8	69	3.3
2020-21	Cit	25-18	584/23.4	62-100	.620	2-12	.167	22-41	.537	30	86	116	4.6	49-0	53	41	46	19	148	5.9
2021-22	Cit	31-31	981/31.6	125-232	.539	10-35	.286	40-73	.548	41	147	188	6.1	96-4	112	72	75	19	300	9.7
2022-23	Cit	32-32	1106/34.6	210-427	.492	11-49	.224	90-134	.672	49	160	209	6.5	80-6	91	94	58	29	521	16.3
2023-24	USC	20-15	226/11.3	21-43	.488	2-6	.333	8-14	.571	14	32	46	2.3	34-0	18	14	13	2	52	2.6
TOTAL FOR USC		20-15	226/11.3	21-43	.488	2-6	.333	8-14	.571	14	32	46	2.3	34-0	18	14	13	2	52	2.6
TOTAL		129-103	3223/25.0	449-864	.520	28-121	.231	164-270	.607	145	454	599	4.6	286-10	297	245	208	77	1090	8.4

5

MEECHIE JOHNSON

Jr. • Guard • 6-2 • 184 • Cleveland, Ohio // Ohio State

CAREER HIGHS

Single Game Highs

Statistic	Value
Points	29 vs Notre Dame 11/28/23
Rebounds	8 vs George Washington 12/01/23
Assists	8 at Georgetown 12/03/22
Steals	4 vs Bowling Green 11/15/21
Blocks	1 8 times
FG Made	9 at Kentucky 01/10/23, vs Notre Dame 11/28/23, vs George Washington 12/01/23
FG Attempts	18 vs Alabama 02/22/23, at Alabama 01/09/24
3FG Made	6 vs Western Ky. 12/22/22, at Kentucky 01/10/23, at Clemson 12/06/23
3FG Attempts	11 vs Western Ky. 12/22/22
FT Made	9 vs Mississippi St. 01/06/24
FT Attempts	11 vs Georgia 03/04/23, vs DePaul 11/17/23, vs Mississippi St. 01/06/24

SUPERLATIVES

	'23-24	Career
Double-figure scoring	16	38
Double-figure assists	-	-
Double-double	-	-
5+ assists	4	13
3+ steals	1	3
Team high scoring	10	17*
Team high rebounding	5	6*
Team high assists	7	26*
Team high steals	8	17*

includes led, or shared team high; * Carolina ONLY



INSTAGRAM: @meechie.1

TWITTER: @MeechieJohnson0

TIKTOK: @meechie.1

2023-24 GAME-BY-GAME

Opponent	Date	GS	MIN	Total			3-Pointers			Free throws			Rebounds				PF	A	TO	BLK	STL	PTS	AVG
				FG-FGA	PCT	3FG-3FGA	PCT	FT-FTA	PCT	OFF	DEF	TOT	AVG										
USC Upstate	11/06/2023	*	25:03	4-5	.800	2-2	1.000	5-8	.625	0	5	5	5.0	3	3	2	0	1	15	15.0			
vs Virginia Tech	11/10/2023	*	28:40	4-8	.500	1-4	.250	2-2	1.000	0	4	4	4.5	1	5	4	0	0	11	13.0			
VMI	11/13/2023	*	22:39	4-16	.250	1-6	.167	4-7	.571	1	1	2	3.7	1	0	1	0	1	13	13.0			
vs DePaul	11/17/2023	*	28:47	8-16	.500	1-7	.143	7-11	.636	2	3	5	4.0	5	1	1	0	2	24	15.8			
vs Grand Canyon	11/19/2023	*	31:31	4-10	.400	1-3	.333	0-0	.000	0	6	6	4.4	2	2	3	0	0	9	14.4			
Notre Dame	11/28/2023	*	34:55	9-15	.600	4-9	.444	7-8	.875	0	5	5	4.5	4	1	1	0	1	29	16.8			
George Washington	12/01/2023	*	28:14	9-16	.563	5-7	.714	1-1	1.000	1	7	8	5.0	1	0	0	1	1	24	17.9			
at Clemson	12/06/2023	*	29:57	8-16	.500	6-10	.600	4-4	1.000	2	1	3	4.8	1	4	1	0	3	26	18.9			
at East Carolina	12/09/2023	*	27:28	5-8	.625	1-4	.250	4-4	1.000	0	1	1	4.3	2	2	0	0	1	15	18.4			
Charleston So.	12/16/2023	*	24:54	4-16	.250	2-8	.250	5-5	1.000	2	4	6	4.5	1	2	0	0	0	15	18.1			
Winthrop	12/19/2023	*	33:21	6-16	.375	0-5	.000	8-8	1.000	0	2	2	4.3	2	5	0	0	1	20	18.3			
Florida A&M	12/30/2023	*	22:05	3-12	.250	1-5	.200	4-4	1.000	2	0	2	4.1	1	6	3	1	0	11	17.7			
Mississippi St.	01/06/2024	*	32:25	6-12	.500	3-7	.429	9-11	.818	1	5	6	4.2	1	2	2	0	1	24	18.2			
at Alabama	01/09/2024	*	27:51	6-18	.333	2-9	.222	2-2	1.000	0	4	4	4.2	1	2	4	0	2	16	18.0			
at Missouri	01/13/2024	*	28:20	2-6	.333	1-4	.250	0-0	.000	0	4	4	4.2	2	3	5	0	1	5	17.1			
Georgia	01/16/2024	*	31:28	6-11	.545	4-7	.571	3-4	.750	0	4	4	4.2	5	1	1	0	1	19	17.3			
at Arkansas	01/20/2024	*	32:17	2-7	.286	2-3	.667	2-3	.667	0	7	7	4.4	1	2	2	0	0	8	16.7			
Kentucky	01/23/2024	*	29:37	5-10	.500	2-5	.400	2-2	1.000	1	2	3	4.3	3	4	1	1	0	14	16.6			
Missouri	01/27/2024	*	24:12	0-9	.000	0-7	.000	0-0	.000	0	1	1	4.1	2	3	0	0	1	0	15.7			
at Tennessee	01/30/2024	*	29:52	1-8	.125	1-5	.200	0-0	.000	0	6	6	4.2	4	6	0	0	2	3	15.1			
at Georgia	02/03/2024	*	31:58	4-8	.500	3-5	.600	0-0	.000	0	4	4	4.2	1	3	0	0	0	11	14.9			
Totals			21	605:34	100-243	.412	43-122	.352	69-84	.821	12	76	88	4.2	44	57	33	3	19	312	14.9		

Player Averages

Games Played	Minutes/game	Points/game	FG Pct	3FG Pct	FT Pct	Rebounds/game	Assists/game	Turnovers/game	Assist/Turnover ratio	Steals/game	Blocks/game
21	28.8	14.9	41.2	35.2	82.1	4.2	2.7	1.6	1.7	0.9	0.1

PLAYER BIO

AWARDS/HONORS

- Lute Olson Award Mid-Season Watch List - 1/10/24
- SEC Player of the Week - 1/8/24
- SEC Academic Honor Roll - 2022-23
- Big Ten Academic Honor Roll - 2021-22

2023-24

- Had a team-high six dimes with no turnovers in win at No. 5/5 Tennessee on Jan. 30.
- Missed first and only game of season against Elon (Dec. 22) with right knee injury
- Double-figures in 16 of 21 games to start the year with a team-leading six games with 20 or more points; team is 8-2 last two seasons when he scores 20 or more
- His 41.2 percent FG% is a career-high so far this season
- Made 27-straight FTs in a recent stretch; has made 51-of-56 (91.0%) dating back to win over ND (Nov. 28)
- Had 24 (15 in second half) in SEC opener vs. Miss. State (Jan. 6); performance earned him SEC POTW honors for first time in career
- Led team with 20 points in win over Winthrop (Dec. 19)
- Had game-high 26 points at No. 24/20 Clemson (Dec. 6)
- Led team with 24 points in blowout win over George Washington (Dec. 1); hit five 3s as team made school record 18 triples; also led the team with eight rebounds in the game
- Had career-high 29 points in ACC/SEC Challenge win over Notre Dame (Nov. 28); hit four 3s in the game

CAREER HIGHLIGHTS

- Played in 30 games, making 29 starts in first season on campus in 2022-23; was team's second leading scorer, averaging 12.7 points per game; led the Gamecocks averaging 3.6 assists per contest, which ranked eighth in the SEC
- Scored in double figures 20 times with four 20-point performances (team 3-1 in those games); had 15 games with four or more assists
- Only player on the team to start all 18 SEC games and led the team in scoring (13.7 ppg) and assists (3.5 apg)
- Shot 32.7 percent (70-of-214) and was one of eight players in the SEC to make 70 3s on the year; had 11 games with three or more makes from behind the arc
- Led the team with a 76.3 percent (58-of-76) clip at the free throw line; was 44-of-50 (88.0 percent) at the line in SEC play
- After a slow start to the year, burst onto the scene with 17 points, eight assists and seven rebounds in a comeback road win in overtime at Georgetown (12/3/22); hit the game-winning 3 with 25.9 seconds to go as Carolina prevailed, 74-71; would go on to score in double-figures nine straight games
- Had 25 points and six rebounds in a victory over Western Kentucky (12/22/22); knocked down a career-high six 3s
- Scored then career-high 26 points to lead the team to a 71-68, wire-to-wire victory at Kentucky (1/10/23); went 9-of-16 from the field and knocked down six triples again; also had six rebounds and six assists; became the first Gamecock since All-American Sindarius Thornwell (in 2017) with 25, five and five in a game; was the team's first win at Rupp Arena since 2009 and snapped a 28-game home win streak

PERSONAL

- Son of Meechie Johnson Sr. and Mannuella Cooper
- Full name is Demetrius Johnson but goes by Meechie
- Enjoys spending time with family and attending church
- Has 93.4K followers on TikTok
- Enjoys spending time with his Golden Doodle, Nemo

CAREER STATS

SEASON	TEAM	GP-GS	MIN/AVG	Field Goals		3-Point		F-Throws		Rebounds				Scoring						
				FG-FGA	FG%	3FG-3FGA	3FG%	FT-FTA	FT%	OFF	DEF	TOT	AVG	PF-FO	A	TO	BLK	STL	PTS	AVG
2020-21	OSU	17-0	100/5.9	7-18	.389	6-12	.500	1-6	.167	1	6	7	0.4	6-0	3	5	1	3	21	1.2
2021-22	OSU	26-5	461/17.7	37-120	.308	27-84	.321	14-19	.737	8	32	40	1.5	40-0	31	35	3	17	115	4.4
2022-23	USC	30-29	999/33.3	126-349	.361	70-214	.327	58-76	.763	19	91	110	3.7	52-1	109	72	1	22	380	12.7
2023-24	USC	21-21	606/28.8	100-243	.412	43-122	.352	69-84	.821	12	76	88	4.2	44-2	57	33	3	19	312	14.9
TOTAL FOR USC		51-50	1605/31.5	226-592	.382	113-336	.336	127-160	.794	31	167	198	3.9	96-3	166	105	4	41	692	13.6
TOTAL		94-55	2166/23.0	270-730	.370	146-432	.338	142-185	.768	40	205	245	2.6	142-3	200	145	8	61	828	8.8

10

MYLES STUTE *STEW-tee*

Jr. • Guard • 6-6 • 209 • Washington, D.C. // Vanderbilt

CAREER HIGHS

Single Game Highs

Statistic	Value
Points	22 at Texas A&M 01/28/23
Rebounds	11 vs Southern Miss. 11/11/22
Assists	3 vs Arkansas 01/14/23, vs VMI 11/13/23, vs George Washington 12/01/23
Steals	4 vs Winthrop 11/20/21
Blocks	2 vs Mississippi Val. 11/29/21
FG Made	7 4 times
FG Attempts	15 at Texas A&M 01/28/23
3FG Made	7 at Temple 11/15/22, at Texas A&M 01/28/23
3FG Attempts	14 at Texas A&M 01/28/23
FT Made	8 vs Arkansas 01/14/23
FT Attempts	8 vs South Carolina 01/08/22, vs Arkansas 01/14/23, vs VMI 11/13/23

SUPERLATIVES

	'23-24	Career
Double-figure scoring	12	42
Double-figure rebounding	-	1
Double-figure assists	-	-
Double-double	-	1
5+ assists	-	-
3+ steals	-	2
Team high scoring	2	2*
Team high rebounding	2	2*
Team high assists	1	1*
Team high steals	4	4*

includes led, or shared team high; * Carolina ONLY



INSTAGRAM: @mylexstute

TWITTER: @mylexstute

TIKTOK: @mylexstute

2023-24 GAME-BY-GAME

Opponent	Date	GS	MIN	Total		3-Pointers		Free throws		Rebounds				PF	A	TO	BLK	STL	PTS	AVG	
				FG-FGA	PCT	3FG-3FGA	PCT	FT-FTA	PCT	OFF	DEF	TOT	AVG								
USC Upstate	11/06/2023	*	19:33	4-7	.571	2-3	.667	0-0	.000	2	4	6	6.0	2	1	1	0	2	10	10.0	
vs Virginia Tech	11/10/2023	*	34:36	7-11	.636	5-6	.833	2-2	1.000	3	2	5	5.5	3	0	1	0	0	21	15.5	
VMI	11/13/2023	*	28:01	2-7	.286	1-4	.250	5-8	.625	2	3	5	5.3	0	3	1	1	1	10	13.7	
vs DePaul	11/17/2023	*	29:36	3-7	.429	1-3	.333	0-0	.000	0	5	5	5.3	1	1	2	0	0	7	12.0	
vs Grand Canyon	11/19/2023	*	25:08	5-9	.556	1-4	.250	1-2	.500	0	2	2	4.6	4	1	0	0	1	12	12.0	
Notre Dame	11/28/2023	*	16:39	0-5	.000	0-4	.000	1-4	.250	1	0	1	4.0	2	0	2	1	0	1	10.2	
George Washington	12/01/2023	*	29:30	5-11	.455	1-4	.250	0-0	.000	2	2	4	4.0	1	3	0	0	1	11	13.0	
at Clemson	12/06/2023	*	24:18	1-8	.125	1-5	.200	1-2	.500	0	4	4	4.0	3	2	1	0	1	4	9.5	
at East Carolina	12/09/2023	*	27:15	5-9	.556	3-5	.600	2-3	.667	2	1	3	3.9	2	1	2	0	0	15	10.1	
Charleston So.	12/16/2023	*	23:37	3-6	.500	1-3	.333	0-0	.000	1	1	2	3.7	1	1	1	0	1	7	9.8	
Winthrop	12/19/2023	*	28:36	4-9	.444	2-5	.400	0-0	.000	3	2	5	3.8	4	2	3	0	1	10	9.8	
Elon	12/22/2023	*	27:48	5-13	.385	3-9	.333	1-1	1.000	0	8	8	4.2	2	1	2	0	1	14	10.2	
Florida A&M	12/30/2023	*	24:44	5-10	.500	4-9	.444	2-2	1.000	2	0	2	4.0	0	1	1	0	1	16	10.6	
Mississippi St.	01/06/2024	*	28:45	6-11	.545	3-5	.600	0-0	.000	1	5	6	4.1	1	0	2	1	0	15	10.9	
at Alabama	01/09/2024	*	29:03	0-3	.000	0-3	.000	0-0	.000	2	1	3	4.1	1	2	2	0	2	0	10.2	
at Missouri	01/13/2024	*	29:47	3-7	.429	2-5	.400	2-3	.667	0	4	4	4.1	2	0	3	0	1	10	10.2	
Georgia	01/16/2024	*	19:59	2-6	.333	1-3	.333	0-0	.000	1	0	1	3.9	3	1	1	0	0	5	9.9	
at Tennessee	01/30/2024	*	20:12	3-4	.750	3-3	1.000	4-4	1.000	1	2	3	3.8	0	0	2	0	2	13	10.1	
at Georgia	02/03/2024	*	10:27	0-3	.000	0-2	.000	0-0	.000	0	0	0	3.6	1	1	0	0	1	0	9.5	
Totals			17	477:34	63-146	.432	34-85	.400	21-31	.677	23	46	69	3.6	33	21	27	3	16	181	9.5

Player Averages

Games Played	Minutes/game	Points/game	FG Pct	3FG Pct	FT Pct	Rebounds/game	Assists/game	Turnovers/game	Assist/Turnover ratio	Steals/game	Blocks/game
19	25.1	9.5	43.2	40.0	67.7	3.6	1.1	1.4	0.8	0.8	0.2

PLAYER BIO

AWARDS/HONORS

- SEC Academic Honor Roll – 2022-23

2023-24

- Returned to action in win at No. 5/5 Tennessee for first time since sustaining a shoulder injury on Jan. 16 vs. Georgia. Scored 13 points off the bench knocking down three triples.
- Double-figures in 12 of 19 games to start the season; team is 12-0 when he scores 10+
- Has six games with three or more treys this season
- Efficient and effective with 15 points and six rebounds in SEC opening win vs. Miss. State (Jan. 6)
- After tough shooting start, bounced back with 14 points (all in second half) in blowout win over Elon (Dec. 22); also had team-high eight rebounds in the game
- Tied for team lead with 15 points in 68-62 road win at ECU (Dec. 9), hitting a trio of 3s
- Led team with 21 points in 79-77 win over Virginia Tech (Nov. 10) in the Hall of Fame Series at the Spectrum Center; went 5-of-6 from downtown in the game

CAREER HIGHLIGHTS

- Played in 91 games in three seasons at Vanderbilt (2020-23), making 59 starts
- Averaged 7.4 points and 3.7 rebounds per game in 22.6 minutes per contest
- Logged the best season of his career to date in 2022-23, averaging 8.4 points and 4.6 rebounds in 34 games (26 starts); his 74 made 3s were T-6th most in the league with Kentucky's Antonio Reeves
- Scored in double figures 14 times during the 2022-23 season with three 20-point performances; made 3 or more 3s on 14 occasions as will and had two games where he knocked down seven 3s: at Temple (11/15/22) and at Texas A&M (1/28/23)
- Was 78-of-183 from deep as a junior in 2021-22, leading the SEC in 3-point field goal percentage
- He averaged 8.3 points and 3.7 rebounds and tied the single-season school record for games played at 36; was one of just two players on the team to play in all 36 contests

PERSONAL

- Son of Natalie and Will Stute; has an older brother, Kai, and two younger brothers: Malik and Malcom
- Mother was a bowler at Florida A&M and grandfather, Melvin Henderson, played football at Minnesota
- Born in Minneapolis, Minn.
- Has close bond with former Gamecock point guard and fellow D.C. native, Tre' Kelley (2003-07)
- Go-to food spot is Chipotle and always orders a bowl
- Played bass cello growing up and first job was a custodian at the neighborhood barbershop when he was 11-years-old.

CAREER STATS

SEASON	TEAM	GP-GS	MIN/AVG	Field Goals		3-Point		F-Throws		Rebounds				Scoring						
				FG-FGA	FG%	3FG-3FGA	3FG%	FT-FTA	FT%	OFF	DEF	TOT	AVG	PF-FO	A	TO	BLK	STL	PTS	AVG
2020-21	Vandy	21-3	315/15.0	22-76	.289	18-63	.286	19-25	.760	12	37	49	2.3	25-0	11	17	2	6	81	3.9
2021-22	Vandy	36-30	865/24.0	99-221	.448	79-183	.432	29-42	.690	27	105	132	3.7	85-1	13	25	10	24	306	8.5
2022-23	Vandy	34-26	874/25.7	93-268	.347	74-205	.361	24-36	.667	29	127	156	4.6	79-1	19	45	4	19	284	8.4
2023-24	USC	19-17	478/25.1	63-146	.432	34-85	.400	21-31	.677	23	46	69	3.6	33-0	21	27	3	16	181	9.5
TOTAL FOR USC		19-17	478/25.1	63-146	.432	34-85	.400	21-31	.677	23	46	69	3.6	33-0	21	27	3	16	181	9.5
TOTAL		110-76	2532/23.0	277-711	.390	205-536	.382	93-134	.694	91	315	406	3.7	222-2	64	114	19	65	852	7.7

12

ZACHARY DAVIS

So. • Guard • 6-7 • 194 • Orangeburg, S.C. // Denmark-Olar (Denmark, S.C.)

CAREER HIGHS

Single Game Highs

Statistic	Value
Points	13 vs Texas A&M 01/14/23
Rebounds	8 vs USC Upstate 11/06/23
Assists	3 vs Georgia 01/16/24, vs Kentucky 01/23/24, at Georgia 02/03/24
Steals	3 vs Alabama 02/22/23, vs Georgia 03/04/23, vs USC Upstate 11/06/23
Blocks	2 vs Tennessee 01/07/23
FG Made	5 at Arkansas 01/20/24
FG Attempts	8 vs USC Upstate 11/25/22, at Arkansas 01/20/24
3FG Made	2 vs Alabama 02/22/23, vs DePaul 11/17/23, vs Missouri 01/27/24
3FG Attempts	5 vs USC Upstate 11/25/22
FT Made	4 vs Texas A&M 01/14/23
FT Attempts	5 vs Texas A&M 01/14/23

SUPERLATIVES

	'23-24	Career
Double-figure scoring	2	3
Double-figure rebounding	-	-
Double-figure assists	-	-
Double-double	-	-
5+ assists	-	1
3+ steals	1	3
Team high scoring	-	1
Team high rebounding	1	1
Team high assists	1	3
Team high steals	7	16



INSTAGRAM: @therealzlo

TWITTER: @ZacharyDavis12_

TIKTOK: @zlo.12

includes led, or shared team high

2023-24 GAME-BY-GAME

Opponent	Date	GS	MIN	Total		3-Pointers		Free throws		Rebounds			PF	A	TO	BLK	STL	PTS	AVG	
				FG-FGA	PCT	3FG-3FGA	PCT	FT-FTA	PCT	OFF	DEF	TOT								AVG
USC Upstate	11/06/2023		21:37	2-5	.400	0-1	.000	0-0	.000	2	6	8	8.0	0	0	0	3	4	4.0	
vs Virginia Tech	11/10/2023		17:31	0-1	.000	0-1	.000	0-0	.000	0	0	0	4.0	1	0	0	1	0	2.0	
vs DePaul	11/17/2023		18:46	3-6	.500	2-3	.667	2-4	.500	1	2	3	3.7	1	0	2	0	10	4.7	
vs Grand Canyon	11/19/2023		12:10	2-4	.500	1-2	.500	0-0	.000	0	0	0	2.8	3	1	0	0	0	5.4	
Notre Dame	11/28/2023		29:18	0-1	.000	0-1	.000	0-0	.000	0	4	4	3.0	2	2	0	1	1	0.3	
George Washington	12/01/2023		22:36	2-5	.400	1-3	.333	0-2	.000	1	2	3	3.0	1	2	0	0	2	5.4	
at Clemson	12/06/2023		22:07	2-4	.500	1-3	.333	0-0	.000	0	5	5	3.3	1	1	0	0	0	5.4	
at East Carolina	12/09/2023		21:52	3-5	.600	1-2	.500	2-2	1.000	0	5	5	3.5	2	0	1	0	1	9.4	
Charleston So.	12/16/2023		18:31	2-4	.500	1-3	.333	0-0	.000	0	3	3	3.4	1	0	1	0	0	5.4	
Winthrop	12/19/2023		11:19	0-4	.000	0-2	.000	0-0	.000	2	3	5	3.6	0	0	1	1	2	0.4	
Elon	12/22/2023		18:42	1-3	.333	1-3	.333	0-0	.000	1	2	3	3.5	1	1	2	1	1	3.4	
Florida A&M	12/30/2023		17:02	4-6	.667	1-2	.500	0-1	.000	0	6	6	3.8	0	1	0	0	0	9.4	
Mississippi St.	01/06/2024		24:57	3-4	.750	1-2	.500	2-2	1.000	3	1	4	3.8	2	1	2	0	0	9.4	
at Alabama	01/09/2024		16:42	1-4	.250	0-1	.000	2-2	1.000	1	1	2	3.6	0	0	0	0	0	4.9	
at Missouri	01/13/2024		24:24	1-4	.250	0-2	.000	0-0	.000	3	4	7	3.9	2	0	1	0	0	2.7	
Georgia	01/16/2024		23:16	0-5	.000	0-3	.000	1-2	.500	1	2	3	3.8	3	3	0	0	0	1.4	
at Arkansas	01/20/2024	*	25:50	5-8	.625	0-1	.000	2-2	1.000	1	3	4	3.8	4	0	1	0	0	12.4	
Kentucky	01/23/2024	*	24:21	2-4	.500	1-2	.500	0-0	.000	1	2	3	3.8	1	3	3	0	2	5.4	
Missouri	01/27/2024	*	26:22	2-6	.333	2-4	.500	0-0	.000	0	0	0	3.6	3	2	1	0	0	6.4	
at Tennessee	01/30/2024	*	19:17	0-5	.000	0-4	.000	0-0	.000	1	1	2	3.5	2	2	3	0	0	0.7	
at Georgia	02/03/2024	*	31:33	3-5	.600	0-2	.000	0-0	.000	0	6	6	3.6	3	3	0	0	1	6.4	
Totals			5 448:14	38-93	.409	13-47	.277	11-17	.647	18	58	76	3.6	33	22	18	4	15	100	4.8

Player Averages

Games Played	Minutes/game	Points/game	FG Pct	3FG Pct	FT Pct	Rebounds/game	Assists/game	Turnovers/game	Assist/Turnover ratio	Steals/game	Blocks/game
21	21.3	4.8	40.9	27.7	64.7	3.6	1.0	0.9	1.2	0.7	0.2

PLAYER BIO

2023-24

- Made first start of the season in win at Arkansas. Contributed key minutes scoring 12 points on 5-of-8 shooting and grabbed four rebounds.
- Lengthy guard with impressive wingspan, has developed into one of the team's top defenders
- Has made 13 3s on the year, surpassing his season total of six made 3s as a freshman in 2022-23
- Pulled down seven crucial rebounds in OT road win at Mizzou (Jan. 13); led team with a +/- of +9
- Led the bench with nine points and four rebounds in SEC opening win over Miss. State (Jan. 6)
- Scored nine points with six rebounds in win vs. FAMU (Dec. 30)
- Had nine points and five rebounds in team's first true road win of the season at ECU (Dec. 9)
- Had 10 points off the bench in win over DePaul in the semifinals of the Arizona Tip-Off (Nov. 17)
- Led team with eight rebounds and three steals in season-opening win vs. USC Upstate (Nov. 6)
- Missed the VMI game (Nov. 13) due to illness

CAREER HIGHLIGHTS

- Appeared in 30 games making a pair of starts; averaged 2.2 points, 2.2 rebounds and 0.7 assists per game while shooting 38.2 percent (26-of-68) from the floor
- Made his Gamecock debut in a season-opening win vs. SC State (Nov. 8); scored four points and pulled down three rebounds in 19 minutes of action
- Started for the first time in a 68-53 win vs. USC Upstate (Nov. 25) and finished the game with seven points, four rebounds and an assist
- Started for the first time in SEC play vs. Texas A&M (Jan. 14) and had a season-high 13 points in 22 minutes; went 4-of-6 from the field in what was his only game in double figures on the season
- Had six points, five rebounds (season high) and three steals (season high) in 26 minutes (season high) during a tough 78-76, overtime loss vs. No. 2/2 Alabama (Feb. 22)

PERSONAL

- Son of Hercules and Karla Davis – has an older sister, Danielle
- Dad was his high school coach at Denmark-Olar
- Earned a spot on the A-B honor roll every year of high school
- Thinks he can beat coach Paris in HORSE but that it would be a 'good game'
- Shrimp alfredo is favorite meal and go-to spot for a meal is Zaxby's
- Mass communication major

CAREER STATS

SEASON	TEAM	GP-GS	MIN/AVG	Field Goals		3-Point		F-Throws		Rebounds				Scoring						
				FG-FGA	FG%	3FG-3FGA	3FG%	FT-FTA	FT%	OFF	DEF	TOT	AVG	PF-FO	A	TO	BLK	STL	PTS	AVG
2022-23	USC	30-2	418/13.9	26-68	.382	6-35	.171	8-12	.667	16	51	67	2.2	33-0	22	18	5	21	66	2.2
2023-24	USC	21-5	448/21.3	38-93	.409	13-47	.277	11-17	.647	18	58	76	3.6	33-0	22	18	4	15	100	4.8
TOTAL		51-7	866/17.0	64-161	.398	19-82	.232	19-29	.655	34	109	143	2.8	66-0	44	36	9	36	166	3.3

14

ELI SPARKMAN

So. • Guard • 6-0 • 160 • Cleveland, Tenn. // Baylor School (Chattanooga, Tenn.)

CAREER HIGHS

Single Game Highs

Statistic	Value
Points	6 at Mississippi St. 02/28/23
Rebounds	3 vs VMI 11/13/23
Assists	1 vs South Carolina St. 11/08/22, vs Colorado St. 11/17/22, at George Washington 11/30/22
Steals	1 vs Colorado St. 11/17/22, vs Texas A&M 01/14/23, vs Ole Miss 03/08/23
FG Made	2 at Mississippi St. 02/28/23
FG Attempts	3 at Mississippi St. 02/28/23
3FG Made	2 at Mississippi St. 02/28/23
3FG Attempts	3 at Mississippi St. 02/28/23
FT Made	2 vs Colorado St. 11/17/22, vs USC Upstate 11/06/23
FT Attempts	2 vs Colorado St. 11/17/22, vs USC Upstate 11/06/23

SUPERLATIVES

	'23-24	Career
Double-figure scoring	-	-
Double-figure assists	-	-
Double-double	-	-
5+ assists	-	-
2+ steals	-	-
Team high scoring	-	-
Team high rebounding	-	-
Team high assists	-	-
Team high steals	-	-

includes led, or shared team high



INSTAGRAM: @elisparkmann

TWITTER: @SparkmanEli

TIKTOK: @sparkyyyyyyyyyy

2023-24 GAME-BY-GAME

Opponent	Date	GS	MIN	Total		3-Pointers		Free throws		Rebounds				PF	A	TO	BLK	STL	PTS	AVG
				FG-FGA	PCT	3FG-3FGA	PCT	FT-FTA	PCT	OFF	DEF	TOT	AVG							
USC Upstate	11/06/2023		08:29	0-1	.000	0-1	.000	2-2	1.000	0	1	1	1.0	0	0	1	0	0	2	2.0
VMI	11/13/2023		09:25	1-2	.500	0-1	.000	0-0	.000	1	2	3	2.0	1	0	0	0	0	2	2.0
George Washington	12/01/2023		01:16	0-1	.000	0-1	.000	0-0	.000	0	0	0	1.3	0	0	0	0	0	1.3	
Elon	12/22/2023		02:11	0-1	.000	0-1	.000	0-0	.000	0	0	0	1.0	0	0	0	0	0	1.0	
Totals		0	21:21	1-5	.200	0-4	.000	2-2	1.000	1	3	4	1.0	1	0	1	0	0	4	1.0

Player Averages

Games Played	Minutes/game	Points/game	FG Pct	3FG Pct	FT Pct	Rebounds/game	Assists/game	Turnovers/game	Assist/Turnover ratio	Steals/game	Blocks/game
4	5.3	1.0	20.0	0.0	100.0	1.0	0.0	0.3	0.0	0.0	0.0

PLAYER BIO

AWARDS/HONORS

- SEC Academic Honor Roll (2022-23)

2023-24

- Has appeared in four games so far this season
- Pulled down career-high three rebounds in double-digit victory over VMI (Nov. 13) in season-high 9 minutes of work

CAREER HIGHLIGHTS

- Joined the Gamecocks as a walk-on prior to the start of the academic year in 2022-23
- Appeared in 12 games (eight in SEC play) off the bench, averaging 1.4 points in 6.2 minutes per game ; 15 of his 17 points came from behind the arc ; also logged three assists and three steals
- Made his debut in Garnet & Black in season opening win vs. SC State (Nov. 8) ; logged three minutes and dished out an assist
- Scored his first career points with a pair of free throws vs. Colorado State (Nov. 17) in the team's opening game of the Charleston Classic
- Made a 3-pointer in four of the team's final five games of the season
- Played season-high 11 minutes at Mississippi State (Feb. 28) and knocked down a pair of 3s for a season-high six points
- Saw 10 minutes of action in the opening game of the SEC Tournament vs. Ole Miss (March 8) ; had three points and a steal

PERSONAL

- Son of Jon and Libby Sparkman
- Has an older brother, Ben, who was his high school teammate at the Baylor School
- Born on Jan. 23, 2004
- International business major

CAREER STATS

SEASON	TEAM	GP-GS	MIN/AVG	Field Goals		3-Point		F-Throws		Rebounds				Scoring						
				FG-FGA	FG%	3FG-3FGA	3FG%	FT-FTA	FT%	OFF	DEF	TOT	AVG	PF-FO	A	TO	BLK	STL	PTS	AVG
2022-23	USC	12-0	74/6.2	5-10	.500	5-8	.625	2-2	1.000	2	6	8	0.7	6-0	3	2	0	3	17	1.4
2023-24	USC	4-0	21/5.3	1-5	.200	0-4	.000	2-2	1.000	1	3	4	1.0	1-0	0	1	0	0	4	1.0
TOTAL		16-0	95/6.0	6-15	.400	5-12	.417	4-4	1.000	3	9	12	0.8	7-0	3	3	0	3	21	1.3

15

MORRIS UGUSUK *OOO-gah-SUK*

Fr. • Guard • 6-4 • 160 • Helsinki, Finland // DRIVE Academy

CAREER HIGHS

Single Game Highs

Statistic	Value
Points	11 vs Florida A&M 12/30/23
Rebounds	4 at Tennessee 01/30/24
Assists	5 vs Charleston So. 12/16/23
Steals	2 vs VMI 11/13/23
Blocks	1 vs Virginia Tech 11/10/23, vs DePaul 11/17/23, at Alabama 01/09/24
FG Made	3 vs Florida A&M 12/30/23, vs Missouri 01/27/24
FG Attempts	9 vs VMI 11/13/23
3FG Made	3 vs Florida A&M 12/30/23
3FG Attempts	6 vs Winthrop 12/19/23
FT Made	2 vs Florida A&M 12/30/23, at Alabama 01/09/24, vs Missouri 01/27/24
FT Attempts	2 4 times

SUPERLATIVES

'23-24

Double-figure scoring	2
Double-figure assists	-
5+ assists	1
2+ steals	-
2+ blocks	-
Team high scoring	-
Team high assists	2
Team high blocks	3
Team high steals	1

includes led, or shared team high



INSTAGRAM: @morrisugusuk

TWITTER: @morris_ugusuk

TIKTOK: @morrisugusuk23

2023-24 GAME-BY-GAME

Opponent	Date	GS	MIN	Total		3-Pointers		Free throws		Rebounds				PF	A	TO	BLK	STL	PTS	AVG
				FG-FGA	PCT	3FG-3FGA	PCT	FT-FTA	PCT	OFF	DEF	TOT	AVG							
USC Upstate	11/06/2023		20:14	2-5	.400	1-3	.333	0-1	.000	0	1	1	1.0	1	3	1	0	0	5	5.0
vs Virginia Tech	11/10/2023		12:24	0-0	.000	0-0	.000	0-0	.000	0	1	1	1.0	1	2	1	1	0	0	2.5
VMI	11/13/2023		24:10	2-9	.222	1-3	.333	0-0	.000	1	1	2	1.3	0	1	2	0	2	5	3.3
vs DePaul	11/17/2023		16:11	0-1	.000	0-1	.000	0-0	.000	0	0	0	1.0	0	0	1	1	0	0	2.5
vs Grand Canyon	11/19/2023		05:54	0-0	.000	0-0	.000	0-0	.000	0	1	1	1.0	0	0	0	0	0	0	2.0
Notre Dame	11/28/2023		12:03	0-1	.000	0-1	.000	0-0	.000	1	0	1	1.0	0	0	0	0	0	0	1.7
George Washington	12/01/2023		14:03	2-3	.667	2-3	.667	0-0	.000	1	0	1	1.0	0	1	0	1	0	6	2.3
at East Carolina	12/09/2023		09:48	1-2	.500	1-2	.500	0-0	.000	0	0	0	0.9	1	0	0	0	0	3	2.4
Charleston So.	12/16/2023		24:08	1-3	.333	0-2	.000	0-0	.000	0	1	1	0.9	0	5	0	0	1	2	2.3
Winthrop	12/19/2023		13:27	2-6	.333	2-6	.333	0-0	.000	0	0	0	0.8	1	0	0	0	0	6	2.7
Elon	12/22/2023		17:54	0-4	.000	0-4	.000	0-0	.000	0	1	1	0.8	2	1	1	0	0	0	2.5
Florida A&M	12/30/2023		20:09	3-6	.500	3-5	.600	2-2	1.000	1	2	3	1.0	0	0	0	0	0	11	3.2
Mississippi St.	01/06/2024		04:01	0-2	.000	0-2	.000	0-0	.000	0	0	0	0.9	0	0	0	0	0	0	2.9
at Alabama	01/09/2024		07:22	0-0	.000	0-0	.000	2-2	1.000	0	1	1	0.9	0	1	0	1	0	2	2.9
Georgia	01/16/2024		03:21	0-1	.000	0-1	.000	0-0	.000	0	0	0	0.9	0	0	0	0	0	0	2.7
at Arkansas	01/20/2024		09:22	2-4	.500	0-2	.000	1-2	.500	0	0	0	0.8	1	0	1	0	0	5	2.8
Kentucky	01/23/2024		04:54	0-1	.000	0-1	.000	0-0	.000	0	0	0	0.8	0	0	0	0	0	0	2.6
Missouri	01/27/2024		11:12	3-3	1.000	2-2	1.000	2-2	1.000	0	1	1	0.8	0	0	0	0	0	10	3.1
at Tennessee	01/30/2024		10:14	0-3	.000	0-2	.000	0-0	.000	1	3	4	0.9	0	0	0	0	0	0	2.9
at Georgia	02/03/2024		06:35	1-2	.500	1-2	.500	0-0	.000	0	0	0	0.9	0	0	0	0	0	3	2.9
Totals			0 247:26	19-56	.339	13-42	.310	7-9	.778	5	13	18	0.9	7	13	8	3	3	58	2.9

Player Averages

Games Played	Minutes/game	Points/game	FG Pct	3FG Pct	FT Pct	Rebounds/game	Assists/game	Turnovers/game	Assist/Turnover ratio	Steals/game	Blocks/game
20	12.4	2.9	33.9	31.0	77.8	0.9	0.7	0.4	1.6	0.2	0.2

PLAYER BIO

2023-24

- Had 10 points off the bench in win vs. Missouri on Jan. 27.
- Talented first-year player expected to be vital piece off the Gamecocks' bench this season
- Scored career-high 11 points off bench in victory over FAMU (Dec. 30) ; hit a trio of 3s in the game
- Had career-high six points in blowout win over George Washington (Dec. 1) ; hit pair of 3s as team knocked down school record 18 triples in the game
- Scored his first career points as a Gamecock in team's season-opening win over USC Upstate (Nov. 6) ; finished the 82-59 blowout with five points and three assists in 20 minutes

PRE-SOUTH CAROLINA

- Averaged 17.2 points, 5.3 assists, 4.3 rebounds and 2.2 steals per game in final season playing for Drive Basketball Academy
- Played for Panterit Helsinki in the Finnish 1st Division and averaged 12.0 points, 2.8 assists and 2.8 rebounds in five games ; shot 58.5 percent from the floor and 60.0 percent from behind the arc ; team was undefeated in his five appearances for the club
- Represented his home country at the 2022 FIBA U18 European Championship
- Averaged 9.1 points, 3.1 rebounds, 2.9 assists and 1.7 steals per game in the tournament ; was efficient as he played just 19.7 minutes per game in seven appearances helping Finland to a third-place finish
- Teammates at DRIVE Academy with Gamecock signee Okku Federiko

PERSONAL

- Son of Michael Ugusuk and Sunday Lado
- Has two older sisters, Sara and Maklin, and a younger sister Gloria
- List mac and cheese as his favorite food
- Favorite pro players to watch/learn from are Kyrie Irving, Shai Gilgeous-Alexander and LeBron James
- Greece is favorite vacation spot
- Chose South Carolina because it felt like HOME
- Mass communications major

CAREER STATS

SEASON	TEAM	GP-GS	MIN/AVG	Field Goals		3-Point		F-Throws		Rebounds				Scoring						
				FG-FGA	FG%	3FG-3FGA	3FG%	FT-FTA	FT%	OFF	DEF	TOT	AVG	PF-FO	A	TO	BLK	STL	PTS	AVG
2023-24	USC	20-0	247/12.4	19-56	.339	13-42	.310	7-9	.778	5	13	18	0.9	7-0	13	8	3	3	58	2.9
TOTAL		20-0	247/12.4	19-56	.339	13-42	.310	7-9	.778	5	13	18	0.9	7-0	13	8	3	3	58	2.9

30

COLLIN-MURRAY BOYLES

Fr. • Forward • 6-7 • 231 • Columbia, S.C. // Wasatch Academy (Mt. Pleasant, Utah)

CAREER HIGHS

Single Game Highs

Statistic	Value
Points	17 vs Florida A&M 12/30/23
Rebounds	9 vs Kentucky 01/23/24
Assists	5 vs Kentucky 01/23/24
Steals	4 vs Missouri 01/27/24
Blocks	4 vs Georgia 01/16/24
FG Made	7 at Georgia 02/03/24
FG Attempts	9 at Arkansas 01/20/24, vs Missouri 01/27/24, at Georgia 02/03/24
3FG Attempts	1 5 times
FT Made	7 vs Florida A&M 12/30/23
FT Attempts	10 vs Georgia 01/16/24

SUPERLATIVES

	'23-24
Double-figure scoring	4
Double-figure rebounding	-
Double-double	-
5+ assists	1
2+ blocks	3
2+ steals	4
Team high scoring	2
Team high rebounding	3
Team high assists	2
Team high blocks	5
Team high steals	5



INSTAGRAM: @30murrayjr

TWITTER: @boyles_murray

includes led, or shared team high

2023-24 GAME-BY-GAME

Opponent	Date	GS	MIN	Total		3-Pointers		Free throws		Rebounds				PF	A	TO	BLK	STL	PTS	AVG	
				FG-FGA	PCT	3FG-3FGA	PCT	FT-FTA	PCT	OFF	DEF	TOT	AVG								
George Washington	12/01/2023		03:33	1-2	.500	0-0	.000	0-0	.000	0	0	0	0	1	1	0	0	0	2	2.0	
at Clemson	12/06/2023		16:36	2-5	.400	0-1	.000	1-4	.250	1	3	4	2.0	2	1	1	1	0	5	3.5	
at East Carolina	12/09/2023		09:03	1-2	.500	0-0	.000	1-2	.500	1	1	2	2.0	2	0	0	0	0	3	3.3	
Charleston So.	12/16/2023		09:04	3-7	.429	0-1	.000	1-1	1.000	2	1	3	2.3	0	2	0	0	0	7	4.3	
Winthrop	12/19/2023		09:45	0-0	.000	0-0	.000	0-0	.000	0	1	1	2.0	2	0	0	0	0	0	3.4	
Elon	12/22/2023		17:16	3-5	.600	0-0	.000	4-6	.667	3	0	3	2.2	3	2	2	0	0	10	4.5	
Florida A&M	12/30/2023		14:01	5-6	.833	0-0	.000	7-8	.875	2	1	3	2.3	1	1	1	0	2	17	6.3	
Mississippi St.	01/06/2024		16:42	3-4	.750	0-0	.000	2-3	.667	2	0	2	2.3	4	1	2	0	1	8	6.5	
at Alabama	01/09/2024		20:49	2-5	.400	0-1	.000	0-1	.000	1	4	5	2.6	3	1	3	0	0	4	6.2	
at Missouri	01/13/2024	*	25:36	3-6	.500	0-1	.000	0-0	.000	2	4	6	2.9	3	3	0	0	0	6	6.2	
Georgia	01/16/2024	*	22:09	2-3	.667	0-0	.000	4-10	.400	2	4	6	3.2	3	2	2	4	0	8	6.4	
at Arkansas	01/20/2024	*	22:48	4-9	.444	0-0	.000	3-3	1.000	2	2	4	3.3	1	2	1	1	0	11	6.8	
Kentucky	01/23/2024	*	29:27	2-5	.400	0-1	.000	2-2	1.000	4	5	9	3.7	2	5	2	3	2	6	6.7	
Missouri	01/27/2024	*	30:49	3-9	.333	0-0	.000	1-3	.333	1	7	8	4.0	1	2	2	2	4	7	6.7	
at Tennessee	01/30/2024	*	20:07	2-3	.667	0-0	.000	0-2	.000	1	4	5	4.1	3	3	0	0	1	4	6.5	
at Georgia	02/03/2024	*	27:07	7-9	.778	0-0	.000	2-2	1.000	2	3	5	4.1	1	4	2	0	2	16	7.1	
Totals			7	294:53	43-80	.538	0-5	.000	28-47	.596	26	40	66	4.1	32	30	18	11	12	114	7.1

Player Averages

Games Played	Minutes/game	Points/game	FG Pct	3FG Pct	FT Pct	Rebounds/game	Assists/game	Turnovers/game	Assist/Turnover ratio	Steals/game	Blocks/game
16	18.4	7.1	53.8	0.0	59.6	4.1	1.9	1.1	1.7	0.8	0.7

PLAYER BIO

2023-24

- Team-high 16 points in win at Georgia on Feb. 3, 2024.
- Led team in rebounds (8), steals (4), and blocks (2) in win vs Missouri on Jan. 27.
- Effective on both ends in win over No. 6/6 Kentucky on Jan. 23, 2024. Led team in rebounds (9), assists (5), blocks (3), and steals (2).
- Made third consecutive start and scored 11 points in win at Arkansas (Jan.20).
- Had a career-high four blocks vs. Georgia (Jan. 16).
- Started for the first time at Mizzou (Jan. 13) ; had six points, six rebounds and three assists in the OT victory at Mizzou Arena
- Had team-high 17 points in just 14 minutes in blowout win vs. FAMU (Dec. 30) ; went 5-of-6 from the floor and 7-of-8 at the free throw line ; also had team-high two steals
- Recorded first game in double-figures at Carolina with 10 points in season-high 17 minutes in blowout win over Elon (Dec. 22) ; also had three rebounds and pair of assists
- Had five points and four rebounds in 17 minutes off bench at in-state rival No. 24/20 Clemson (Dec. 6)
- Made season debut in blowout win over George Washington (Dec. 1) ; scored his first career points with a late layup
- Cleared and returned to full contact practice on Wednesday, Nov. 29
- Was ruled out indefinitely after contracting mono shortly before the team's Garnet & Black Scrimmage on Oct. 25

PRE-SOUTH CAROLINA

- Consensus four-star recruit and top player in the state, ranked No. 64 in final ESPN Top-100, No. 89 in 247Sports rankings and No. 104 by On3
- Played his senior year at Wasatch Academy, which is a part of the newly formed National Interscholastic Basketball Conference (NIBC), a league that features that top high school programs in the nation
- Led the team averaging 15.0 points, 8.8 rebounds, 2.1 assists, 1.8 blocks and 1.0 steals per game
- His 15.0 points per game were third in the NIBC and his 8.8 rebounds led the conference
- Played three seasons at AC Flora in Columbia before attending Wasatch
- Led the Falcons to a 24-7 record as a junior and an appearance in the state title game ; averaged 18.3 points, 11.4 rebounds, 5.3 blocks and 2.5 assists per game
- Was named 2022 4A Player of the Year in South Carolina

PERSONAL

- Son of Yvonne and Sean – has two older brothers: Armani and James
- James was standout at UNC Pembroke (2015-19), scoring 1,369 career points ; he currently plays professionally overseas

CAREER STATS

SEASON	TEAM	GP-GS	MIN/AVG	Field Goals		3-Point		F-Throws		Rebounds				Scoring						
				FG-FGA	FG%	3FG-3FGA	3FG%	FT-FTA	FT%	OFF	DEF	TOT	AVG	PF-FO	A	TO	BLK	STL	PTS	AVG
2023-24	USC	16-7	295/18.4	43-80	.538	0-5	.000	28-47	.596	26	40	66	4.1	32-0	30	18	11	12	114	7.1
TOTAL		16-7	295/18.4	43-80	.538	0-5	.000	28-47	.596	26	40	66	4.1	32-0	30	18	11	12	114	7.1

31

BENJAMIN BOSMANS-VERDONK

BOSE-mans ver-DONK

RSr. • Forward • 6-9 • 238 • Lommel, Belgium // Illinois

CAREER HIGHS

Single Game Highs

Statistic	Value
Points	10 vs Florida A&M 12/30/23
Rebounds	10 vs Jackson St. 11/09/21, vs Arkansas St. 11/12/21
Assists	6 vs UTRGV 11/26/21
Steals	2 vs Hampton 11/23/19, vs Purdue 01/17/22, vs USC Upstate 11/25/22
Blocks	2 vs The Citadel 11/20/19
FG Made	4 vs Michigan St. 01/25/22, vs USC Upstate 11/25/22, vs Florida A&M 12/30/23
FG Attempts	7 vs Michigan St. 01/25/22, vs USC Upstate 11/25/22
3FG Attempts	1 vs Nicholls 11/05/19, vs The Citadel 11/20/19
FT Made	4 vs Ole Miss 01/17/23, vs Furman 11/20/22
FT Attempts	6 vs Ole Miss 01/17/23

SUPERLATIVES

	'23-24	Career
Double-figure scoring	1	1
Double-figure rebounding	-	-
Double-double	-	-
5+ assists	-	1
2+ steals	-	3
Team high scoring	-	-
Team high rebounding	1	2*
Team high assists	-	3*
Team high steals	-	4*

includes led, or shared team high ; * Carolina ONLY



INSTAGRAM: @bosmansverdonk
TWITTER: @BosmansVerdonk

2023-24 GAME-BY-GAME

Opponent	Date	GS	MIN	Total		3-Pointers		Free throws		Rebounds				PF	A	TO	BLK	STL	PTS	AVG
				FG-FGA	PCT	3FG-3FGA	PCT	FT-FTA	PCT	OFF	DEF	TOT	AVG							
USC Upstate	11/06/2023		10:40	1-2	.500	0-0	.000	0-0	.000	1	1	2	2.0	1	0	1	0	1	2	2.0
vs Virginia Tech	11/10/2023		15:24	1-1	1.000	0-0	.000	0-0	.000	3	4	7	4.5	2	0	1	0	0	2	2.0
VMI	11/13/2023		13:38	2-3	.667	0-0	.000	0-0	.000	7	1	8	5.7	2	0	3	0	0	4	2.7
vs DePaul	11/17/2023		08:19	1-1	1.000	0-0	.000	1-2	.500	1	1	2	4.8	5	0	3	0	0	3	2.8
vs Grand Canyon	11/19/2023		11:06	0-1	.000	0-0	.000	0-0	.000	0	3	3	4.4	0	2	0	0	0	0	2.2
Notre Dame	11/28/2023		09:50	1-2	.500	0-0	.000	0-0	.000	1	1	2	4.0	3	0	1	1	0	2	2.2
George Washington	12/01/2023		09:34	1-2	.500	0-0	.000	0-0	.000	1	0	1	3.6	0	1	0	1	1	2	2.1
at Clemson	12/06/2023		02:54	0-0	.000	0-0	.000	0-0	.000	0	0	0	3.1	0	0	0	0	0	0	1.9
Charleston So.	12/16/2023		13:21	3-4	.750	0-0	.000	0-1	.000	3	1	4	3.2	2	1	0	0	0	6	2.3
Winthrop	12/19/2023		12:24	1-1	1.000	0-0	.000	2-2	1.000	4	1	5	3.4	3	0	0	0	0	4	2.5
Elon	12/22/2023		21:12	1-3	.333	0-0	.000	2-4	.500	2	3	5	3.5	2	0	0	1	1	4	2.6
Florida A&M	12/30/2023		17:23	4-4	1.000	0-0	.000	2-2	1.000	4	3	7	3.8	4	2	2	0	0	10	3.3
at Alabama	01/09/2024		06:11	0-1	.000	0-0	.000	0-0	.000	2	1	3	3.8	2	0	1	0	0	0	3.0
at Missouri	01/13/2024		02:51	0-1	.000	0-0	.000	0-0	.000	0	0	0	3.5	1	0	0	0	0	0	2.8
Georgia	01/16/2024		03:19	1-2	.500	0-0	.000	1-1	1.000	0	0	0	3.3	2	2	0	0	0	3	2.8
Totals		0	158:06	17-28	.607	0-0	.000	8-12	.667	29	20	49	3.3	29	8	12	3	3	42	2.8

Player Averages

Games Played	Minutes/game	Points/game	FG Pct	3FG Pct	FT Pct	Rebounds/game	Assists/game	Turnovers/game	Assist/Turnover ratio	Steals/game	Blocks/game
15	10.5	2.8	60.7	0.0	66.7	3.3	0.5	0.8	0.7	0.2	0.2

PLAYER BIO

AWARDS/HONORS

- SEC Academic Honor Roll – 2022-23

2023-24

- Team's top offensive rebounder, averaging 1.9 per game
- Career-high 10 points in 17 minutes off the bench in blow-out win over FAMU (Dec. 30)
- Scored six points with four rebounds in win over Charleston Southern (Dec. 16)
- Had seven rebounds, including three offensive, in 79-77 win over Virginia Tech (Nov. 10) in the Hall of Fame Series at Spectrum Center; was effective in just 15 minutes of action
- Scored four points with eight rebounds, seven on the offensive end of the floor, in 13 min of action during 74-64 win over VMI (Nov. 13)

CAREER HIGHLIGHTS

- Appeared in 31 games, making 14 starts in first season in Garnet & Black; averaged 1.9 points, 3.1 rebounds and 1.1 assists per game
- Shot 39.3 percent (22-of-56) from the floor
- Made his Gamecock debut in a 60-58 rivalry win over Clemson (Nov. 11); played 15 minutes and had two points, four rebounds and two assists
- Matched career high in points (8) and steals (2) in victory over USC Upstate (Nov. 25); logged season highs in rebounds (7) and assists (4) as well in the game
- Tied season high again with four assists in road win at LSU (Feb. 18)
- Saw limited action in 41 games with two starts in three seasons at Illinois (2019-22)
- Played in a career-high 24 games for the Illini in 2021-22, averaging 1.6 points and 2.1 rebounds in 7.8 minutes per contest
- Shot 47.2 percent (17-for-36) from the floor in redshirt sophomore season at Illinois
- Was on pair of NCAA Tournament teams (2021, 2022) and a member of the 2021 Big Ten Tournament Champions and 2022 Big Ten Regular Season Co-Champions

PERSONAL

- Son of Rony Verdonk and Luana Bosmans
- Has a younger brother, Mauro
- Played handball, soccer and swam competitively growing up
- List playing the piano as one of his hobbies
- Graduated from Illinois in three years with a degree in psychology
- Currently enrolled as a second-year student in the University of South Carolina School of Law and is one of only active law students in NCAA Division I basketball

CAREER STATS

SEASON	TEAM	GP-GS	MIN/AVG	Field Goals		3-Point		F-Throws		Rebounds				Scoring						
				FG-FGA	FG%	3FG-3FGA	3FG%	FT-FTA	FT%	OFF	DEF	TOT	AVG	PF-FO	A	TO	BLK	STL	PTS	AVG
2019-20	Illini	9-0	57/6.3	4-11	.364	0-2	.000	3-4	.750	6	4	10	1.1	6-0	6	5	2	3	11	1.2
2020-21	Illini	8-0	18/2.2	1-3	.333	0-0	.000	0-0	.000	1	2	3	0.4	0-0	0	1	0	0	2	0.3
2021-22	Illini	24-2	186/7.8	17-36	.472	0-0	.000	5-17	.294	25	26	51	2.1	33-0	15	5	0	7	39	1.6
2022-23	USC	31-14	463/14.9	22-56	.393	0-0	.000	16-27	.593	56	40	96	3.1	68-1	35	40	7	11	60	1.9
2023-24	USC	15-0	158/10.5	17-28	.607	0-0	.000	8-12	.667	29	20	49	3.3	29-1	8	12	3	3	42	2.8
TOTAL FOR USC		46-14	621/13.5	39-84	.464	0-0	.000	24-39	.615	85	60	145	3.2	97-2	43	52	10	14	102	2.2
TOTAL		87-16	882/10.1	61-134	.455	0-2	.000	32-60	.533	117	92	209	2.4	136-2	64	63	12	24	154	1.8

33

JOSH GRAY

Sr. • Forward • 7-0 • 265 • Brooklyn, N.Y. // LSU

CAREER HIGHS

Single Game Highs

Statistic	Value
Points	20 vs Arkansas 02/04/23
Rebounds	14 vs Mississippi St. 01/31/23, vs Arkansas 02/04/23
Assists	2 6 times
Steals	2 4 times
Blocks	3 4 times
FG Made	9 vs Arkansas 02/04/23
FG Attempts	14 vs Arkansas 02/04/23
3FG Attempts	1 vs Western Ky. 11/14/21, vs Arkansas 02/04/23
FT Made	4 vs DePaul 11/17/23
FT Attempts	9 vs DePaul 11/17/23

SUPERLATIVES

	'23-24	Career
Double-figure scoring	1	4
Double-figure rebounding	-	8
Double-double	-	2
2+ blocks	-	8
2+ steals	-	4
Team high scoring	-	1*
Team high rebounding	3	21*
Team high blocks	3	24*
Team high steals	1	5*

includes led, or shared team high ; * Carolina ONLY



INSTAGRAM: @joshgrayofficial
TWITTER: @NWNBJosh

2023-24 GAME-BY-GAME

Opponent	Date	GS	MIN	Total		3-Pointers		Free throws		Rebounds				PF	A	TO	BLK	STL	PTS	AVG	
				FG-FGA	PCT	3FG-3FGA	PCT	FT-FTA	PCT	OFF	DEF	TOT	AVG								
USC Upstate	11/06/2023		10:54	1-2	.500	0-0	.000	1-3	.333	0	6	6	6.0	2	0	1	0	3	3.0		
VMI	11/13/2023		02:24	0-1	.000	0-0	.000	0-0	.000	0	0	0	3.0	1	0	0	0	0	1.5		
vs DePaul	11/17/2023		15:11	2-3	.667	0-0	.000	4-9	.444	1	6	7	4.3	3	0	1	1	8	3.7		
vs Grand Canyon	11/19/2023		06:30	1-3	.333	0-0	.000	2-3	.667	2	1	3	4.0	3	0	0	0	4	3.8		
Notre Dame	11/28/2023		03:21	0-0	.000	0-0	.000	0-0	.000	0	1	1	3.4	1	0	0	0	0	3.0		
George Washington	12/01/2023		05:02	0-0	.000	0-0	.000	0-0	.000	0	0	0	2.8	1	0	0	1	0	2.5		
at Clemson	12/06/2023		02:20	1-1	1.000	0-0	.000	0-0	.000	0	2	2	2.7	0	0	0	0	2	2.4		
at East Carolina	12/09/2023		07:37	0-0	.000	0-0	.000	0-0	.000	0	1	1	2.5	0	1	0	0	0	2.1		
Charleston So.	12/16/2023		01:50	0-0	.000	0-0	.000	0-0	.000	0	2	2	2.4	0	1	0	0	0	1.9		
Winthrop	12/19/2023		02:48	0-1	.000	0-0	.000	0-0	.000	0	0	0	2.2	1	0	0	0	0	1.7		
Mississippi St.	01/06/2024		05:43	0-0	.000	0-0	.000	0-0	.000	0	0	0	2.0	3	0	1	0	0	1.5		
at Alabama	01/09/2024		04:01	1-1	1.000	0-0	.000	0-0	.000	0	0	0	1.8	1	0	1	0	2	1.6		
at Missouri	01/13/2024		08:58	0-2	.000	0-0	.000	2-2	1.000	0	1	1	1.8	2	1	2	0	2	1.6		
Georgia	01/16/2024		04:03	1-2	.500	0-0	.000	0-5	.000	2	1	3	1.9	0	0	1	2	0	1.6		
at Arkansas	01/20/2024		09:20	3-4	.750	0-0	.000	0-0	.000	1	3	4	2.0	1	2	2	0	1	6	1.9	
Kentucky	01/23/2024		11:14	4-6	.667	0-0	.000	1-1	1.000	1	5	6	2.3	2	0	0	0	9	2.4		
Missouri	01/27/2024		13:09	2-4	.500	0-0	.000	1-2	.500	1	2	3	2.3	3	0	1	1	5	2.5		
at Tennessee	01/30/2024		13:38	2-4	.500	0-0	.000	2-2	1.000	2	5	7	2.6	2	0	1	0	6	2.7		
at Georgia	02/03/2024		18:21	7-9	.778	0-0	.000	1-2	.500	4	4	8	2.8	2	1	1	0	15	3.4		
Totals			0	146:23	25-43	.581	0-0	.000	14-29	.483	14	40	54	2.8	28	4	10	7	3	64	3.4

Player Averages

Games Played	Minutes/game	Points/game	FG Pct	3FG Pct	FT Pct	Rebounds/game	Assists/game	Turnovers/game	Assist/Turnover ratio	Steals/game	Blocks/game
19	7.7	3.4	58.1	0.0	48.3	2.8	0.2	0.5	0.4	0.2	0.4

PLAYER BIO

AWARDS/HONORS

2023-24

- Season-high 15 points and a team-high eight rebounds in win at Georgia on Feb. 3, 2024.
- Team-high seven rebounds in win at No. 5/5 Tennessee on Jan. 30.
- Huge off the bench in win over No. 6/6 Kentucky on Jan. 23, 2024. Scored a season-high nine points and grabbed six rebounds.
- Hit a pair of critical 1-and-1 free throws with 1:04 remaining to help send the game to OT in road win at Mizzou (Jan. 13)
- Missed the Virginia Tech game on Nov. 10 due to illness

CAREER HIGHLIGHTS

- Played in all 32 games, making 15 starts (all in SEC play) ; averaged 4.5 points and 6.3 rebounds (led the team) in 16.8 minutes per gam ; his 27 blocks (0.8 per game average), 22 dunks and 51.2 field goal percentage (44-of-86) also led the team
- Logged double-digit rebounds on eight different occasions, seven of which came in conference action ; scored in double-figures a career-best three times
- Averaged 5.8 points and 7.9 rebounds per game in SEC
- Scored six points, pulled down 10 rebounds and had three blocks in 60-58 rivalry win vs. Clemson (Nov. 11)
- Recorded the first double-double of his career with 11 points and 13 rebounds at Florida (Jan. 25) in just 21 minutes of action
- Had six points and a new career-high 14 rebounds (eight offensive) vs. Mississippi State (Jan. 31)
- Followed that performance with the best game of his career to date, scoring 20 points and pulling down 14 rebounds vs. Arkansas (Feb. 4) ; was his first career 20-point game ; set career highs for field goals made (9) and field goals attempted (14)
- Had double-digit rebounds four more times in SEC action with 13 in a road win at Ole Miss (Feb. 11), 12 vs. Vanderbilt (Feb. 14), 10 at Tennessee (Feb. 25) and 13 in a Senior Day win vs. Georgia (March 4)

PERSONAL

- Son of Mr. and Mrs. Gray
- Is the youngest of three siblings
- Lists Giannis Antetokounmpo as his favorite professional basketball player
- His favorite dessert is cheesecake and his favorite vacation spot is France
- A mass communications major

CAREER STATS

SEASON	TEAM	GP-GS	MIN/AVG	Field Goals		3-Point		F-Throws		Rebounds				Scoring						
				FG-FGA	FG%	3FG-3FGA	3FG%	FT-FTA	FT%	OFF	DEF	TOT	AVG	PF-FO	A	TO	BLK	STL	PTS	AVG
2020-21	LSU	10-0	33/3.3	3-6	.500	0-0	.000	2-7	.286	5	7	12	1.2	7-0	0	2	1	0	8	0.8
2021-22	USC	25-3	284/11.3	30-58	.517	0-1	.000	13-34	.382	36	51	87	3.5	37-0	9	12	17	11	73	2.9
2022-23	USC	32-15	537/16.8	57-111	.514	0-1	.000	24-52	.462	86	115	201	6.3	74-1	15	31	27	9	138	4.3
2023-24	USC	19-0	146/7.7	25-43	.581	0-0	.000	14-29	.483	14	40	54	2.8	28-0	4	10	7	3	64	3.4
TOTAL FOR USC		76-18	967/12.7	112-212	.528	0-2	.000	51-115	.443	136	206	342	4.5	139-1	28	53	51	23	275	3.6
TOTAL		86-18	1001/11.6	115-218	.528	0-2	.000	53-122	.434	141	213	354	4.1	146-1	28	55	52	23	283	3.3

55

TA'LON COOPER *TUH-lon*

Gr. • Guard • 6-4 • 200 • Roebuck, S.C. // Minnesota

CAREER HIGHS

Single Game Highs

Statistic	Value
Points	20 vs Alice Lloyd 12/28/19, vs Kentucky 01/23/24
Rebounds	11 at Ohio St. 01/12/23
Assists	12 vs Transylvania 11/18/21, vs Presbyterian 12/06/21, vs Nebraska 03/08/23
Steals	5 vs Tennessee Tech 02/03/22
Blocks	4 vs Murray St. 03/05/22, vs Penn St. 02/18/23
FG Made	8 vs Kentucky 01/23/24
FG Attempts	16 at Michigan 01/22/23
3FG Made	4 5 times
3FG Attempts	10 at SIUE 02/26/22
FT Made	8 vs Nebraska 03/08/23
FT Attempts	10 vs Nebraska 03/08/23

SUPERLATIVES

	'23-24	Career
Double-figure scoring	12	63
Double-figure rebounding	-	2
Double-figure assists	-	3
Double-double	-	6
5+ assists	9	70
3+ steals	1	10
Team high scoring	3	3*
Team high rebounding	4	4*
Team high assists	16	16*
Team high steals	5	5*



INSTAGRAM: @taloncooper_55

TWITTER: @LatrellT313

TIKTOK: @tlc_55

includes led, or shared team high; * Carolina ONLY

2023-24 GAME-BY-GAME

Opponent	Date	GS	MIN	Total		3-Pointers		Free throws		Rebounds			PF	A	TO	BLK	STL	PTS	AVG			
				FG-FGA	PCT	3FG-3FGA	PCT	FT-FTA	PCT	OFF	DEF	TOT								AVG		
USC Upstate	11/06/2023	*	22:52	5-7	.714	3-5	.600	2-3	.667	2	5	7	7.0	1	3	1	1	0	15	15.0		
vs Virginia Tech	11/10/2023	*	31:16	5-8	.625	2-4	.500	0-0	.000	0	2	2	4.5	2	7	0	0	0	12	13.5		
VMI	11/13/2023	*	33:26	3-9	.333	0-2	.000	1-1	1.000	0	1	1	3.3	3	7	0	0	2	7	11.3		
vs DePaul	11/17/2023	*	31:27	2-6	.333	1-2	.500	4-6	.667	3	4	7	4.3	1	5	2	0	2	9	10.8		
vs Grand Canyon	11/19/2023	*	34:52	1-3	.333	0-1	.000	0-0	.000	0	0	0	3.4	3	5	1	0	0	2	9.0		
Notre Dame	11/28/2023	*	35:38	2-6	.333	1-3	.333	4-5	.800	1	4	5	3.7	2	4	1	0	1	9	9.0		
George Washington	12/01/2023	*	32:58	5-7	.714	4-6	.667	0-0	.000	0	3	3	3.6	0	8	1	0	0	14	9.7		
at Clemson	12/06/2023	*	32:56	2-4	.500	1-1	1.000	0-0	.000	1	2	3	3.5	3	3	1	0	0	5	9.1		
at East Carolina	12/09/2023	*	35:42	2-4	.500	2-4	.500	3-4	.750	0	7	7	3.9	0	3	2	0	0	9	9.1		
Charleston So.	12/16/2023	*	28:09	3-4	.750	0-1	.000	3-4	.750	2	3	5	4.0	1	3	1	0	1	9	9.1		
Winthrop	12/19/2023	*	31:41	6-12	.500	1-5	.200	0-0	.000	2	4	6	4.2	0	3	3	1	0	13	9.5		
Elon	12/22/2023	*	33:28	7-11	.636	3-7	.429	0-1	.000	4	2	6	4.3	1	3	1	0	1	17	10.1		
Florida A&M	12/30/2023	*	25:37	0-4	.000	0-2	.000	2-2	1.000	1	3	4	4.3	0	4	0	1	0	2	9.5		
Mississippi St.	01/06/2024	*	33:17	1-6	.167	0-2	.000	2-4	.500	0	3	3	4.2	0	7	1	1	0	4	9.1		
at Alabama	01/09/2024	*	31:54	4-8	.500	2-5	.400	0-0	.000	3	1	4	4.2	1	1	1	0	3	10	9.1		
at Missouri	01/13/2024	*	40:05	4-11	.364	2-5	.400	1-1	1.000	3	5	8	4.4	1	3	2	0	0	11	9.3		
Georgia	01/16/2024	*	37:14	3-7	.429	0-2	.000	2-2	1.000	2	4	6	4.5	3	3	1	1	1	8	9.2		
at Arkansas	01/20/2024	*	36:30	4-5	.800	3-3	1.000	0-0	.000	0	4	4	4.5	1	5	1	0	0	11	9.3		
Kentucky	01/23/2024	*	36:31	8-11	.727	2-4	.500	2-2	1.000	3	2	5	4.5	1	5	0	2	0	20	9.8		
Missouri	01/27/2024	*	36:15	4-5	.800	2-3	.667	2-2	1.000	0	3	3	4.5	3	4	3	0	1	12	10.0		
at Tennessee	01/30/2024	*	33:25	6-10	.600	4-5	.800	2-2	1.000	1	4	5	4.5	1	2	2	0	0	18	10.3		
at Georgia	02/03/2024	*	38:04	3-6	.500	3-4	.750	1-2	.500	0	3	3	4.4	1	8	2	0	1	10	10.3		
Totals			22	733:17		80-154	.519	36-76	.474	31-41	.756	28	69	97	4.4	29	96	27	7	13	227	10.3

Player Averages

Games Played	Minutes/game	Points/game	FG Pct	3FG Pct	FT Pct	Rebounds/game	Assists/game	Turnovers/game	Assist/Turnover ratio	Steals/game	Blocks/game
22	33.3	10.3	51.9	47.4	75.6	4.4	4.4	1.2	3.6	0.6	0.3

PLAYER BIO

AWARDS/HONORS

- First Team All-OHio Valley (2022)

2023-24

- One assist shy of becoming one of four active players with 1300 points and 700 assists.
- Team-high 18 points in win at No. 5/5 Tennessee on Jan. 30. Has scored 61 points over his last four games marking the best scoring stretch of his career. Scored 57 over a four-game stretch last year at Minnesota.
- Scored 12 points and had a team-high four assists in win vs Missouri on Jan. 27.
- Tied a career-high with 20 points on 8-of-11 shooting in win over No. 6/6 Kentucky on Jan. 23, 2024. Had a team-high five assists and no turnovers.
- Third in the SEC in assists per game (4.4)
- Ranks 6th in the country and 2nd in the SEC with a 3.56:1 assist-to-turnover ratio; 96 assists and just 27 turnovers on the season
- Seven assists and just one TO in win vs. Miss. State (Jan. 6)
- Season-high 17 points in blowout win over Elon (Dec. 22); matched career-high with seven made FGs; hit trio of 3s for the third time this season in game
- Scored 14 points and dished out eight assists with just one turnover in blowout win over George Washington (Dec. 1); matched his career high with four made 3s
- Had 12 points, seven assists and no turnovers, in 79-77 win over Virginia Tech (Nov. 10) in the Hall of Fame Series at Spectrum Center

CAREER HIGHLIGHTS

- In four collegiate seasons, has played in 126 games, averaging 8.5 points, 4.8 assists and 3.4 rebounds per game
- Ended the last season 21st on the NCAA active leaders for career assists list with 603
- Spent the 2022-23 season at Minnesota; served as team captain starting all 30 games for the Gophers
- Averaged 9.9 points (third on team) and 6.3 assists per game (led team); his 196 assists were 12th in the country and his assist per game average was seventh nationally
- He also averaged 37 minutes per game and led the team in minutes played (1,096); he had 16 double-figure outings and 21 games with five or more assists (three with double-figure assists) in his lone season at Minnesota
- In three seasons at Morehead State, played in 95 games making 52 starts
- He averaged 8.1 points and 4.3 assists per game for the Eagles
- Earned First Team All-OVC honors in 2022 after averaging 9.1 points, 5.9 assists and 5.1 steals per game
- Helped team to an OVC title in 2021 and an NCAA Tournament appearances; played two seasons with All-SEC forward Johni Broome of Auburn while at Morehead

PERSONAL

- Son of Curtis and Nataki; has a brother, Curtis Jr., and a pair of sisters, Carneisha and Zakiya
- Graduated with a degree in sport management from Minnesota
- Born on Nov. 26, 1999
- Would like to become a coach when playing days are over
- List Space Jam as favorite movie
- Dream car is 1968 Mustang
- Magic Johnson is favorite NBA player to watch
- Enjoys playing video games and roller skating in his free time

CAREER STATS

SEASON	TEAM	GP-GS	MIN/AVG	Field Goals		3-Point		F-Throws		Rebounds				Scoring						
				FG-FGA	FG%	3FG-3FGA	3FG%	FT-FTA	FT%	OFF	DEF	TOT	AVG	PF-FO	A	TO	BLK	STL	PTS	AVG
2019-20	More	30-7	696/23.2	66-146	.452	31-80	.388	46-57	.807	17	68	85	2.8	42-1	94	37	10	27	209	7.0
2020-21	More	31-11	907/29.3	89-217	.410	39-99	.394	39-64	.609	10	55	65	2.1	49-1	111	60	16	28	256	8.3
2021-22	More	34-34	1154/33.9	106-260	.408	40-120	.333	56-86	.651	23	131	154	4.5	60-0	202	74	23	31	308	9.1
2022-23	MINN	31-31	1137/36.7	107-271	.395	37-98	.378	54-88	.614	18	107	125	4.0	66-1	196	83	28	33	305	9.8
2023-24	USC	22-22	733/33.3	80-154	.519	36-76	.474	31-41	.756	28	69	97	4.4	29-0	96	27	7	13	227	10.3
TOTAL FOR USC		22-22	733/33.3	80-154	.519	36-76	.474	31-41	.756	28	69	97	4.4	29-0	96	27	7	13	227	10.3
TOTAL		148-105	4627/31.3	448-1048	.427	183-473	.387	226-336	.673	96	430	526	3.6	246-3	699	281	84	132	1305	8.8



2023-24 SOUTH CAROLINA BASKETBALL STATS



2023-24 South Carolina Men's Basketball Combined Team Statistics All games

Game Records

Record	Overall	Home	Away	Neutral
ALL GAMES	19-3	11-1	5-2	3-0
CONFERENCE	7-2	3-1	4-1	0-0
NON-CONFERENCE	12-1	8-0	1-1	3-0

Score by Periods

Team	1st	2nd	OT	TOT
South Carolina	785	805	9	1599
Opponents	640	763	7	1410

Team Box Score

No.	Player	Total			3-Point			F-Throw		Rebounds				PF	DQ	A	TO	BLK	STL	PTS	AVG	
		GP-GS	MIN	AVG	FG-FGA	FG%	3FG-3FGA	3FG%	FT-FTA	FT%	OFF	DEF	TOT									AVG
5	JOHNSON, Meechie	21-21	605:34	28.8	100-243	.412	43-122	.352	69-84	.821	12	76	88	4.2	44	2	57	33	3	19	312	14.9
2	MACK, B.J.	22-22	551:45	25.1	101-245	.412	30-99	.303	71-92	.772	30	83	113	5.1	46	0	29	31	14	10	303	13.8
55	COOPER, Ta'lon	22-22	733:17	33.3	80-154	.519	36-76	.474	31-41	.756	28	69	97	4.4	29	0	96	27	7	13	227	10.3
10	STUTE, Myles	19-17	477:34	25.1	63-146	.432	34-85	.400	21-31	.677	23	46	69	3.6	33	0	21	27	3	16	181	9.5
30	MURRAY-BOYLES, Collin	16-7	294:53	18.4	43-80	.538	0-5	.000	28-47	.596	26	40	66	4.1	32	0	30	18	11	12	114	7.1
1	WRIGHT, Jacobi	22-1	505:41	23.0	48-128	.375	17-58	.293	29-36	.806	7	35	42	1.9	31	0	41	15	1	11	142	6.5
12	DAVIS, Zachary	21-5	448:14	21.3	38-93	.409	13-47	.277	11-17	.647	18	58	76	3.6	33	0	22	18	4	15	100	4.8
33	GRAY, Josh	19-0	146:23	7.7	25-43	.581	0-0	.000	14-29	.483	14	40	54	2.8	28	0	4	10	7	3	64	3.4
15	UGUSUK, Morris	20-0	247:26	12.4	19-56	.339	13-42	.310	7-9	.778	5	13	18	0.9	7	0	13	8	3	3	58	2.9
31	BOSMANS-VERDONK, Benjamin	15-0	158:06	10.5	17-28	.607	0-0	.000	8-12	.667	29	20	49	3.3	29	1	8	12	3	3	42	2.8
4	CLARK, Stephen	20-15	226:10	11.3	21-43	.488	2-6	.333	8-14	.571	14	32	46	2.3	34	0	18	14	13	2	52	2.6
14	SPARKMAN, Eli	4-0	21:21	5.3	1-5	.200	0-4	.000	2-2	1.000	1	3	4	1.0	1	0	0	1	0	0	4	1.0
0	DIBBA, Ebrima	1-0	02:49	2.8	0-1	.000	0-0	.000	0-0	.000	0	0	0	0.0	1	0	1	1	0	0	0	0.0
20	GRAJZL, Danny	4-0	05:48	1.5	0-0	.000	0-0	.000	0-0	.000	0	0	0	0.0	1	0	0	0	0	0	0	0.0
Team											46	36	82				15					
Total		22	4425		556-1265	.440	188-544	.346	299-414	.722	253	551	804	36.5	349	3	340	230	69	107	1599	72.7
Opponents		22	4425		503-1234	.408	128-397	.322	276-379	.728	204	503	707	32.1	369	9	235	226	92	128	1410	64.1

Team Statistics

	USC	OPP
Scoring	1599	1410
Points per game	72.7	64.1
Scoring margin	+8.6	-
Field goals-att	556-1265	503-1234
Field goal pct	.440	.408
3 point fg-att	188-544	128-397
3-point FG pct	.346	.322
3-pt FG made per game	8.5	5.8
Free throws-att	299-414	276-379
Free throw pct	.722	.728
F-Throws made per game	13.6	12.5
Rebounds	804	707
Rebounds per game	36.5	32.1
Rebounding margin	+4.4	-
Assists	340	235
Assists per game	15.5	10.7
Turnovers	230	226
Turnovers per game	10.5	10.3
Turnover margin	-0.2	-
Assist/turnover ratio	1.5	1.0
Steals	107	128
Steals per game	4.9	5.8
Blocks	69	92
Blocks per game	3.1	4.2
Winning streak	5	-
Home win streak	2	-
Attendance	143889	86301
Home games-Avg/Game	12-11991	7-12329
Neutral site-Avg/Game	-	3-4195

Team Results

Date	Opponent		Score	Att.
11/06/2023	USC Upstate	W	82-53	11216
11/10/2023	vs Virginia Tech	W	79-77	6783
11/13/2023	VMI	W	74-64	10449
11/17/2023	vs DePaul	W	73-68	3214
11/19/2023	vs Grand Canyon	W	75-68	2589
11/28/2023	Notre Dame	W	65-53	15215
12/01/2023	George Washington	W	89-67	10936
12/06/2023	at Clemson	L	67-72	9000
12/09/2023	at East Carolina	W	68-62	5568
12/16/2023	Charleston So.	W	73-69	10006
12/19/2023	Winthrop	W	72-62	9455
12/22/2023	Elon	W	70-43	10203
12/30/2023	Florida A&M	W	94-62	11070
01/06/2024	Mississippi St.	W	68-62	11382
01/09/2024	at Alabama	L	47-74	10208
01/13/2024	at Missouri	Wot	71-69	11135
01/16/2024	Georgia	L	69-74	12404
01/20/2024	at Arkansas	W	77-64	19200
01/23/2024	Kentucky	W	79-62	18000
01/27/2024	Missouri	W	72-64	13553
01/30/2024	at Tennessee	W	63-59	20667
02/03/2024	at Georgia	W	72-62	10523



2023-24 South Carolina Men's Basketball Combined Team Statistics In Conference games

Game Records

Record	Overall	Home	Away	Neutral
ALL GAMES	7-2	3-1	4-1	0-0
CONFERENCE	7-2	3-1	4-1	0-0
NON-CONFERENCE	0-0	0-0	0-0	0-0

Score by Periods

Team	1st	2nd	OT	TOT
South Carolina	304	305	9	618
Opponents	271	312	7	590

Team Box Score

No.	Player	Total			3-Point		F-Throw		Rebounds				PF DQ A TO BLK STL PTS AVG									
		GP-GS	MIN	AVG	FG-FGA	FG%	3FG-3FGA	3FG%	FT-FTA	FT%	OFF	DEF	TOT	AVG	PF	DQ	A	TO	BLK	STL	PTS	AVG
2	MACK, B.J.	9-9	233:55	26.0	37-104	.356	11-43	.256	36-49	.735	13	34	47	5.2	16	0	10	15	4	2	121	13.4
55	COOPER, Ta'lon	9-9	323:15	35.9	37-69	.536	18-33	.545	12-15	.800	12	29	41	4.6	12	0	38	13	4	6	104	11.6
5	JOHNSON, Meechie	9-9	267:59	29.8	32-89	.360	18-52	.346	18-22	.818	2	37	39	4.3	20	1	26	15	1	8	100	11.1
30	MURRAY-BOYLES, Collin	9-7	215:34	24.0	28-53	.528	0-3	.000	14-26	.538	17	33	50	5.6	21	0	23	14	10	10	70	7.8
10	STUTE, Myles	6-4	138:13	23.0	14-34	.412	9-21	.429	6-7	.857	5	12	17	2.8	8	0	4	10	1	6	43	7.2
1	WRIGHT, Jacobi	9-0	212:47	23.6	19-51	.373	10-28	.357	10-14	.714	2	15	17	1.9	16	0	15	3	0	2	58	6.4
33	GRAY, Josh	9-0	88:27	9.8	20-32	.625	0-0	.000	7-14	.500	11	21	32	3.6	16	0	4	8	5	1	47	5.2
12	DAVIS, Zachary	9-5	216:42	24.1	17-45	.378	4-21	.190	7-8	.875	11	20	31	3.4	20	0	14	11	0	3	45	5.0
15	UGUSUK, Morris	8-0	57:01	7.1	6-16	.375	3-12	.250	5-6	.833	1	5	6	0.8	1	0	1	1	1	0	20	2.5
4	CLARK, Stephen	7-2	58:45	8.4	2-5	.400	0-1	.000	3-7	.429	6	4	10	1.4	9	0	3	5	0	1	7	1.0
31	BOSMANS-VERDONK, Benjamin	3-0	12:21	4.1	1-4	.250	0-0	.000	1-1	1.000	2	1	3	1.0	5	0	2	1	0	0	3	1.0
Team											19	10	29					9				
Total		9	1825		213-502	.424	73-214	.341	119-169	.704	101	221	322	35.8	144	1	140	105	26	39	618	68.7
Opponents		9	1825		215-518	.415	51-170	.300	109-144	.757	88	205	293	32.6	153	4	92	84	39	60	590	65.6

Team Statistics

	USC	OPP
Scoring	618	590
Points per game	68.7	65.6
Scoring margin	+3.1	-
Field goals-att	213-502	215-518
Field goal pct	.424	.415
3 point fg-att	73-214	51-170
3-point FG pct	.341	.300
3-pt FG made per game	8.1	5.7
Free throws-att	119-169	109-144
Free throw pct	.704	.757
F-Throws made per game	13.2	12.1
Rebounds	322	293
Rebounds per game	35.8	32.6
Rebounding margin	+3.2	-
Assists	140	92
Assists per game	15.6	10.2
Turnovers	105	84
Turnovers per game	11.7	9.3
Turnover margin	-2.3	-
Assist/turnover ratio	1.3	1.1
Steals	39	60
Steals per game	4.3	6.7
Blocks	26	39
Blocks per game	2.9	4.3
Winning streak	5	-
Home win streak	2	-
Attendance	55339	71733
Home games-Avg/Game	4-13835	5-14347
Neutral site-Avg/Game	-	0-0

Team Results

Date	Opponent		Score	Att.
01/06/2024	Mississippi St.	W	68-62	11382
01/09/2024	at Alabama	L	47-74	10208
01/13/2024	at Missouri	Wot	71-69	11135
01/16/2024	Georgia	L	69-74	12404
01/20/2024	at Arkansas	W	77-64	19200
01/23/2024	Kentucky	W	79-62	18000
01/27/2024	Missouri	W	72-64	13553
01/30/2024	at Tennessee	W	63-59	20667
02/03/2024	at Georgia	W	72-62	10523



Team Statistics

	USC	OPP
Scoring	1599	1410
Points per game	72.7	64.1
Scoring margin	+8.6	-
Field goals-att	556-1265	503-1234
Field goal pct	.440	.408
3 point fg-att	188-544	128-397
3-point FG pct	.346	.322
3-pt FG made per game	8.5	5.8
Free throws-att	299-414	276-379
Free throw pct	.722	.728
F-Throws made per game	13.6	12.5
Rebounds	804	707
Rebounds per game	36.5	32.1
Rebounding margin	+4.4	-
Assists	340	235
Assists per game	15.5	10.7
Turnovers	230	226
Turnovers per game	10.5	10.3
Turnover margin	-0.2	-
Assist/turnover ratio	1.5	1.0
Steals	107	128
Steals per game	4.9	5.8
Blocks	69	92
Blocks per game	3.1	4.2
Winning streak	5	-
Home win streak	2	-
Attendance	143889	86301
Home games-Avg/Game	12-11991	7-12329
Neutral site-Avg/Game	-	3-4195

Score by Periods

Team	1st	2nd	OT	TOT
South Carolina	785	805	9	1599
Opponents	640	763	7	1410



2023-24 South Carolina Men's Basketball
Category Leaders
All games

Points

##	Player	G	Pts	Pts/G
5	Johnson, Meechie	21	312	14.9
2	Mack, B.J.	22	303	13.8
55	Cooper, Ta'lon	22	227	10.3
10	Stute, Myles	19	181	9.5
1	Wright, Jacobi	22	142	6.5
30	Murray-Boyles, Collin	16	114	7.1
12	Davis, Zachary	21	100	4.8
33	Gray, Josh	19	64	3.4
15	Ugusuk, Morris	20	58	2.9
4	Clark, Stephen	20	52	2.6
31	Bosmans-Verdonk, Benjamin	15	42	2.8
14	Sparkman, Eli	4	4	1.0

Scoring Average

##	Player	G	Pts	Pts/G
5	Johnson, Meechie	21	312	14.9
2	Mack, B.J.	22	303	13.8
55	Cooper, Ta'lon	22	227	10.3
10	Stute, Myles	19	181	9.5
30	Murray-Boyles, Collin	16	114	7.1
1	Wright, Jacobi	22	142	6.5
12	Davis, Zachary	21	100	4.8
33	Gray, Josh	19	64	3.4
15	Ugusuk, Morris	20	58	2.9
31	Bosmans-Verdonk, Benjamin	15	42	2.8
4	Clark, Stephen	20	52	2.6
14	Sparkman, Eli	4	4	1.0

Field Goal Percentage

##	Player	FG	Att	Pct
31	Bosmans-Verdonk, Benjamin	17	28	.607
33	Gray, Josh	25	43	.581
30	Murray-Boyles, Collin	43	80	.538
55	Cooper, Ta'lon	80	154	.519
4	Clark, Stephen	21	43	.488
10	Stute, Myles	63	146	.432
2	Mack, B.J.	101	245	.412
5	Johnson, Meechie	100	243	.412
12	Davis, Zachary	38	93	.409
1	Wright, Jacobi	48	128	.375
15	Ugusuk, Morris	19	56	.339
14	Sparkman, Eli	1	5	.200

Field Goal Attempts

##	Player	G	Att	Att/G
2	Mack, B.J.	22	245	11.1
5	Johnson, Meechie	21	243	11.6
55	Cooper, Ta'lon	22	154	7.0
10	Stute, Myles	19	146	7.7
1	Wright, Jacobi	22	128	5.8

Field Goals Made

##	Player	G	Made	Made/G
2	Mack, B.J.	22	101	4.6
5	Johnson, Meechie	21	100	4.8
55	Cooper, Ta'lon	22	80	3.6
10	Stute, Myles	19	63	3.3
1	Wright, Jacobi	22	48	2.2

3-Point FG Percentage

##	Player	3FG	Att	Pct
55	Cooper, Ta'lon	36	76	.474
10	Stute, Myles	34	85	.400
5	Johnson, Meechie	43	122	.352
4	Clark, Stephen	2	6	.333
15	Ugusuk, Morris	13	42	.310
2	Mack, B.J.	30	99	.303
1	Wright, Jacobi	17	58	.293
12	Davis, Zachary	13	47	.277

3-Point FG Attempts

##	Player	G	Att	Att/G
5	Johnson, Meechie	21	122	5.8
2	Mack, B.J.	22	99	4.5
10	Stute, Myles	19	85	4.5
55	Cooper, Ta'lon	22	76	3.5
1	Wright, Jacobi	22	58	2.6

3-Point FG Made

##	Player	G	Made	Made/G
5	Johnson, Meechie	21	43	2.0
55	Cooper, Ta'lon	22	36	1.6
10	Stute, Myles	19	34	1.8
2	Mack, B.J.	22	30	1.4
1	Wright, Jacobi	22	17	0.8



2023-24 South Carolina Men's Basketball
Category Leaders
All games

Page 2/3
as of Feb 03, 2024

Free Throw Percentage

##	Player	Made	Att	Pct
14	Sparkman, Eli	2	2	1.000
5	Johnson, Meechie	69	84	.821
1	Wright, Jacobi	29	36	.806
15	Ugusuk, Morris	7	9	.778
2	Mack, B.J.	71	92	.772
55	Cooper, Ta'lon	31	41	.756
10	Stute, Myles	21	31	.677
31	Bosmans-Verdonk, Benjamin	8	12	.667
12	Davis, Zachary	11	17	.647
30	Murray-Boyles, Collin	28	47	.596
4	Clark, Stephen	8	14	.571
33	Gray, Josh	14	29	.483

Free Throw Attempts

##	Player	G	Att	Att/G
2	Mack, B.J.	22	92	4.2
5	Johnson, Meechie	21	84	4.0
30	Murray-Boyles, Collin	16	47	2.9
55	Cooper, Ta'lon	22	41	1.9
1	Wright, Jacobi	22	36	1.6

Free Throws Made

##	Player	G	Made	Made/G
2	Mack, B.J.	22	71	3.2
5	Johnson, Meechie	21	69	3.3
55	Cooper, Ta'lon	22	31	1.4
1	Wright, Jacobi	22	29	1.3
30	Murray-Boyles, Collin	16	28	1.8

Rebounds

##	Player	G	Reb	Reb/G
2	Mack, B.J.	22	113	5.1
55	Cooper, Ta'lon	22	97	4.4
5	Johnson, Meechie	21	88	4.2
12	Davis, Zachary	21	76	3.6
10	Stute, Myles	19	69	3.6

Assists

##	Player	G	Ast	Ast/G
55	Cooper, Ta'lon	22	96	4.4
5	Johnson, Meechie	21	57	2.7
1	Wright, Jacobi	22	41	1.9
30	Murray-Boyles, Collin	16	30	1.9
2	Mack, B.J.	22	29	1.3

Rebounds Average

##	Player	G	Reb	Reb/G
2	Mack, B.J.	22	113	5.1
55	Cooper, Ta'lon	22	97	4.4
5	Johnson, Meechie	21	88	4.2
30	Murray-Boyles, Collin	16	66	4.1
10	Stute, Myles	19	69	3.6

Steals

##	Player	G	Stl	Stl/G
5	Johnson, Meechie	21	19	0.9
10	Stute, Myles	19	16	0.8
12	Davis, Zachary	21	15	0.7
55	Cooper, Ta'lon	22	13	0.6
30	Murray-Boyles, Collin	16	12	0.8

Offensive Rebounds

##	Player	G	OReb	OReb/G
2	Mack, B.J.	22	30	1.4
31	Bosmans-Verdonk, Benjamin	15	29	1.9
55	Cooper, Ta'lon	22	28	1.3
30	Murray-Boyles, Collin	16	26	1.6
10	Stute, Myles	19	23	1.2

Blocked Shots

##	Player	G	Blk	Blk/G
2	Mack, B.J.	22	14	0.6
4	Clark, Stephen	20	13	0.7
30	Murray-Boyles, Collin	16	11	0.7
55	Cooper, Ta'lon	22	7	0.3
33	Gray, Josh	19	7	0.4

Defensive Rebounds

##	Player	G	DReb	DReb/G
2	Mack, B.J.	22	83	3.8
5	Johnson, Meechie	21	76	3.6
55	Cooper, Ta'lon	22	69	3.1
12	Davis, Zachary	21	58	2.8
10	Stute, Myles	19	46	2.4

Minutes

##	Player	G	Min	Min/G
55	Cooper, Ta'lon	22	733	33:20
5	Johnson, Meechie	21	606	28:50
2	Mack, B.J.	22	552	25:05
1	Wright, Jacobi	22	506	22:59
10	Stute, Myles	19	478	25:08

Fouls

##	Player	G	PF	PF/G
2	Mack, B.J.	22	46	2.1
5	Johnson, Meechie	21	44	2.1
4	Clark, Stephen	20	34	1.7
10	Stute, Myles	19	33	1.7
12	Davis, Zachary	21	33	1.6

Turnovers

##	Player	G	TO	TO/G
5	Johnson, Meechie	21	33	1.6
2	Mack, B.J.	22	31	1.4
55	Cooper, Ta'lon	22	27	1.2
10	Stute, Myles	19	27	1.4
30	Murray-Boyles, Collin	16	18	1.1



South Carolina - Individual Game Highs

POINTS	29		Meechie Johnson vs Notre Dame (11/28/2023)
	27		B.J. Mack vs Grand Canyon (N) (11/19/2023)
	26		Meechie Johnson at Clemson (12/06/2023)
	24		Meechie Johnson vs Mississippi St. (01/06/2024)
	24		Meechie Johnson vs George Washington (12/01/2023)
	24		Meechie Johnson vs DePaul (N) (11/17/2023)
FIELD GOALS MADE	9		Meechie Johnson vs George Washington (12/01/2023)
	9		Meechie Johnson vs Notre Dame (11/28/2023)
	9		B.J. Mack vs Virginia Tech (N) (11/10/2023)
FIELD GOAL ATTEMPTS	18		Meechie Johnson at Alabama (01/09/2024)
	16		Meechie Johnson vs Winthrop (12/19/2023)
	16		Meechie Johnson vs Charleston So. (12/16/2023)
	16		Meechie Johnson at Clemson (12/06/2023)
	16		Meechie Johnson vs George Washington (12/01/2023)
	16		Meechie Johnson vs DePaul (N) (11/17/2023)
	16		Meechie Johnson vs VMI (11/13/2023)
	16		B.J. Mack vs Virginia Tech (N) (11/10/2023)
FIELD GOAL PERCENTAGE (min 5 made)	.833	(5-6)	Collin Murray-Boyles vs Florida A&M (12/30/2023)
	.778	(7-9)	Josh Gray at Georgia (02/03/2024)
	.778	(7-9)	Collin Murray-Boyles at Georgia (02/03/2024)
3 PT FG MADE	6		Meechie Johnson at Clemson (12/06/2023)
	5		Meechie Johnson vs George Washington (12/01/2023)
	5		Myles Stute vs Virginia Tech (N) (11/10/2023)
3 PT FG ATTEMPTS	10		Meechie Johnson at Clemson (12/06/2023)
	9		Meechie Johnson at Alabama (01/09/2024)
	9		Myles Stute vs Florida A&M (12/30/2023)
	9		Myles Stute vs Elon (12/22/2023)
	9		Meechie Johnson vs Notre Dame (11/28/2023)
3 PT FG PERCENTAGE (min 2 made)	1.000	(3-3)	Myles Stute at Tennessee (01/30/2024)
	1.000	(3-3)	Ta'lon Cooper at Arkansas (01/20/2024)
	1.000	(2-2)	Morris Ugusuk vs Missouri (01/27/2024)
	1.000	(2-2)	Jacobi Wright vs VMI (11/13/2023)
	1.000	(2-2)	Meechie Johnson vs USC Upstate (11/06/2023)
FREE THROWS MADE	9		Meechie Johnson vs Mississippi St. (01/06/2024)
	9		B.J. Mack vs Grand Canyon (N) (11/19/2023)
FREE THROW ATTEMPTS	11		B.J. Mack vs Missouri (01/27/2024)
	11		Meechie Johnson vs Mississippi St. (01/06/2024)
	11		Meechie Johnson vs DePaul (N) (11/17/2023)
FREE THROW PERCENTAGE (min 3 made)	1.000	(9-9)	B.J. Mack vs Grand Canyon (N) (11/19/2023)
	1.000	(8-8)	Meechie Johnson vs Winthrop (12/19/2023)
	1.000	(6-6)	B.J. Mack at Missouri (01/13/2024)
	1.000	(5-5)	Meechie Johnson vs Charleston So. (12/16/2023)
	1.000	(4-4)	Myles Stute at Tennessee (01/30/2024)
	1.000	(4-4)	Jacobi Wright at Missouri (01/13/2024)
	1.000	(4-4)	Meechie Johnson vs Florida A&M (12/30/2023)
	1.000	(4-4)	Meechie Johnson at East Carolina (12/09/2023)
	1.000	(4-4)	Meechie Johnson at Clemson (12/06/2023)
	1.000	(4-4)	Jacobi Wright vs Notre Dame (11/28/2023)
	1.000	(3-3)	Collin Murray-Boyles at Arkansas (01/20/2024)
	1.000	(3-3)	Stephen Clark at Clemson (12/06/2023)
	1.000	(3-3)	Jacobi Wright vs Virginia Tech (N) (11/10/2023)
REBOUNDS	13		B.J. Mack vs VMI (11/13/2023)
	9		Collin Murray-Boyles vs Kentucky (01/23/2024)
	9		B.J. Mack at Arkansas (01/20/2024)
	9		Stephen Clark vs Florida A&M (12/30/2023)



South Carolina - Individual Game Highs

ASSISTS	8	Ta'lon Cooper at Georgia (02/03/2024)
	8	Ta'lon Cooper vs George Washington (12/01/2023)
STEALS	4	Collin Murray-Boyles vs Missouri (01/27/2024)
	3	Ta'lon Cooper at Alabama (01/09/2024)
	3	Meechie Johnson at Clemson (12/06/2023)
	3	B.J. Mack vs VMI (11/13/2023)
	3	Zachary Davis vs USC Upstate (11/06/2023)
BLOCKED SHOTS	4	Collin Murray-Boyles vs Georgia (01/16/2024)
	3	Collin Murray-Boyles vs Kentucky (01/23/2024)
	3	Stephen Clark at East Carolina (12/09/2023)
TURNOVERS	5	Meechie Johnson at Missouri (01/13/2024)
	4	Meechie Johnson at Alabama (01/09/2024)
	4	B.J. Mack at Alabama (01/09/2024)
	4	B.J. Mack vs DePaul (N) (11/17/2023)
	4	Meechie Johnson vs Virginia Tech (N) (11/10/2023)
	4	Stephen Clark vs USC Upstate (11/06/2023)
FOULS	5	Meechie Johnson vs Georgia (01/16/2024)
	5	Meechie Johnson vs DePaul (N) (11/17/2023)
	5	Benjamin Bosmans-Verdonk vs DePaul (N) (11/17/2023)



2023-24 South Carolina Men's Basketball
Player Highs Analysis
All games

Opponent - Individual Game Highs

POINTS	31		Dalton Knecht at Tennessee (01/30/2024)
	31		Mark Sears at Alabama (01/09/2024)
	26		Sean Pedulla vs Virginia Tech (N) (11/10/2023)
	24		Chico Carter, Jr. vs DePaul (N) (11/17/2023)
	23		Noah Carter at Missouri (01/13/2024)
FIELD GOALS MADE	11		Dalton Knecht at Tennessee (01/30/2024)
	11		Taje' Kelly vs Charleston So. (12/16/2023)
FIELD GOAL ATTEMPTS	24		Dalton Knecht at Tennessee (01/30/2024)
	20		Noah Carter at Missouri (01/13/2024)
FIELD GOAL PERCENTAGE (min 5 made)	.769	(10-13)	Mark Sears at Alabama (01/09/2024)
	.714	(5-7)	Collin Moore vs Grand Canyon (N) (11/19/2023)
	.714	(5-7)	Lynn Kidd vs Virginia Tech (N) (11/10/2023)
3 PT FG MADE	6		Mark Sears at Alabama (01/09/2024)
	4		Jabri Abdur-Rahim at Georgia (02/03/2024)
	4		James Bishop IV vs George Washington (12/01/2023)
3 PT FG ATTEMPTS	12		Jabri Abdur-Rahim at Georgia (02/03/2024)
	10		Noah Carter at Missouri (01/13/2024)
	10		K.J. Doucet vs Winthrop (12/19/2023)
	10		Hunter Cattoor vs Virginia Tech (N) (11/10/2023)
3 PT FG PERCENTAGE (min 2 made)	1.000	(3-3)	Collin Moore vs Grand Canyon (N) (11/19/2023)
	1.000	(2-2)	Jacoi Hutchinson vs George Washington (12/01/2023)
FREE THROWS MADE	10		Kelton Talford vs Winthrop (12/19/2023)
	9		Silas Demary Jr. vs Georgia (01/16/2024)
	9		Gabe McGlothan vs Grand Canyon (N) (11/19/2023)
	9		Sean Pedulla vs Virginia Tech (N) (11/10/2023)
FREE THROW ATTEMPTS	12		Silas Demary Jr. vs Georgia (01/16/2024)
	11		Kelton Talford vs Winthrop (12/19/2023)
	11		Ezra Ausar at East Carolina (12/09/2023)
	11		Sean Pedulla vs Virginia Tech (N) (11/10/2023)
FREE THROW PERCENTAGE (min 3 made)	1.000	(7-7)	Sean East II vs Missouri (01/27/2024)
	1.000	(5-5)	Mark Sears at Alabama (01/09/2024)
	1.000	(5-5)	Tolu Smith III vs Mississippi St. (01/06/2024)
	1.000	(4-4)	Jabri Abdur-Rahim at Georgia (02/03/2024)
	1.000	(4-4)	Tramon Mark at Arkansas (01/20/2024)
	1.000	(4-4)	Joseph Girard III at Clemson (12/06/2023)
	1.000	(4-4)	Ray Harrison vs Grand Canyon (N) (11/19/2023)
	1.000	(4-4)	Brennan Watkins vs VMI (11/13/2023)
	1.000	(3-3)	Noah Thomasson vs Georgia (01/16/2024)
	1.000	(3-3)	A'lahn Sumler vs Charleston So. (12/16/2023)
1.000	(3-3)	Tyran Cook vs VMI (11/13/2023)	
REBOUNDS	12		Ian Schieffelin at Clemson (12/06/2023)
	11		Taeshaud Jackson vs VMI (11/13/2023)
ASSISTS	7		Sean East II vs Missouri (01/27/2024)
	5		Justin Hill vs Georgia (01/16/2024)
	5		Jacoi Hutchinson vs George Washington (12/01/2023)
	5		Markus Burton vs Notre Dame (11/28/2023)
	5		Sean Pedulla vs Virginia Tech (N) (11/10/2023)
STEALS	4		Jesus Carralero Martin at Missouri (01/13/2024)
	4		Cameron Matthews vs Mississippi St. (01/06/2024)
	4		Keith Lamar vs Florida A&M (12/30/2023)
BLOCKED SHOTS	4		PJ Hall at Clemson (12/06/2023)
	3		Babatunde Akingbola vs George Washington (12/01/2023)
	3		Kebba Njie vs Notre Dame (11/28/2023)
	3		Ahmir Langlais vs USC Upstate (11/06/2023)



South Carolina - Game Highs

POINTS	94		Florida A&M (12/30/2023)
	89		George Washington (12/01/2023)
	82		USC Upstate (11/06/2023)
	79		Kentucky (01/23/2024)
	79		vs Virginia Tech (N) (11/10/2023)
FIELD GOALS MADE	33		George Washington (12/01/2023)
	31		vs Virginia Tech (N) (11/10/2023)
FIELD GOAL ATTEMPTS	71		VMI (11/13/2023)
	68		Winthrop (12/19/2023)
FIELD GOAL PERCENTAGE	.564	(31-55)	vs Virginia Tech (N) (11/10/2023)
	.540	(27-50)	vs Grand Canyon (N) (11/19/2023)
3 PT FG MADE	18		George Washington (12/01/2023)
	12		USC Upstate (11/06/2023)
3 PT FG ATTEMPTS	35		George Washington (12/01/2023)
	30		Elon (12/22/2023)
	30		at Clemson (12/06/2023)
3 PT FG PERCENTAGE	.545	(12-22)	USC Upstate (11/06/2023)
	.514	(18-35)	George Washington (12/01/2023)
FREE THROWS MADE	24		Florida A&M (12/30/2023)
	20		Notre Dame (11/28/2023)
	20		vs DePaul (N) (11/17/2023)
FREE THROW ATTEMPTS	34		vs DePaul (N) (11/17/2023)
	32		Georgia (01/16/2024)
FREE THROW PERCENTAGE	1.000	(12-12)	Winthrop (12/19/2023)
	.889	(16-18)	at Missouri (01/13/2024)
	.889	(8-9)	at Alabama (01/09/2024)
REBOUNDS	45		USC Upstate (11/06/2023)
	44		Florida A&M (12/30/2023)
	44		Elon (12/22/2023)
	44		VMI (11/13/2023)
ASSISTS	25		at Georgia (02/03/2024)
	21		Florida A&M (12/30/2023)
STEALS	10		VMI (11/13/2023)
	8		Missouri (01/27/2024)
	8		at Alabama (01/09/2024)
BLOCKED SHOTS	8		Georgia (01/16/2024)
	6		Kentucky (01/23/2024)
	6		George Washington (12/01/2023)
TURNOVERS	17		at Alabama (01/09/2024)
	17		vs DePaul (N) (11/17/2023)
FOULS	24		Georgia (01/16/2024)
	24		vs Grand Canyon (N) (11/19/2023)
	24		vs DePaul (N) (11/17/2023)



2023-24 South Carolina Men's Basketball
Team High/Low Analysis
All games

Opponent - Game Highs

POINTS	77		vs Virginia Tech (N) (11/10/2023)
	74		Georgia (01/16/2024)
	74		at Alabama (01/09/2024)
	72		at Clemson (12/06/2023)
	69		at Missouri (01/13/2024)
FIELD GOALS MADE	69		Charleston So. (12/16/2023)
	28		Charleston So. (12/16/2023)
	26		at Missouri (01/13/2024)
	26		at Alabama (01/09/2024)
FIELD GOAL ATTEMPTS	26		vs Virginia Tech (N) (11/10/2023)
	63		Florida A&M (12/30/2023)
	62		Kentucky (01/23/2024)
	62		at Arkansas (01/20/2024)
FIELD GOAL PERCENTAGE	62		at Missouri (01/13/2024)
	.500	(26-52)	vs Virginia Tech (N) (11/10/2023)
3 PT FG MADE	.483	(28-58)	Charleston So. (12/16/2023)
	15		at Alabama (01/09/2024)
3 PT FG ATTEMPTS	11		George Washington (12/01/2023)
	34		at Alabama (01/09/2024)
3 PT FG PERCENTAGE	28		at Georgia (02/03/2024)
	.538	(7-13)	Florida A&M (12/30/2023)
FREE THROWS MADE	.500	(11-22)	George Washington (12/01/2023)
	25		Georgia (01/16/2024)
	23		Winthrop (12/19/2023)
FREE THROW ATTEMPTS	23		vs Grand Canyon (N) (11/19/2023)
	32		Georgia (01/16/2024)
FREE THROW PERCENTAGE	29		Winthrop (12/19/2023)
	1.000	(9-9)	at Georgia (02/03/2024)
REBOUNDS	.889	(8-9)	Kentucky (01/23/2024)
	45		Georgia (01/16/2024)
ASSISTS	42		at Clemson (12/06/2023)
	15		at Alabama (01/09/2024)
STEALS	15		George Washington (12/01/2023)
	11		at Missouri (01/13/2024)
BLOCKED SHOTS	11		USC Upstate (11/06/2023)
	7		Georgia (01/16/2024)
	7		Charleston So. (12/16/2023)
TURNOVERS	7		at Clemson (12/06/2023)
	16		VMI (11/13/2023)
	15		at Alabama (01/09/2024)
FOULS	15		Elon (12/22/2023)
	26		vs DePaul (N) (11/17/2023)
	23		Mississippi St. (01/06/2024)



South Carolina - Game Lows

POINTS	47		at Alabama (01/09/2024)
	63		at Tennessee (01/30/2024)
	65		Notre Dame (11/28/2023)
	67		at Clemson (12/06/2023)
	68		Mississippi St. (01/06/2024)
	68		at East Carolina (12/09/2023)
FIELD GOALS MADE	17		at Alabama (01/09/2024)
	19		at Tennessee (01/30/2024)
	19		Notre Dame (11/28/2023)
FIELD GOAL ATTEMPTS	48		at East Carolina (12/09/2023)
	50		Notre Dame (11/28/2023)
	50		vs Grand Canyon (N) (11/19/2023)
FIELD GOAL PERCENTAGE	.309	(17-55)	at Alabama (01/09/2024)
	.339	(19-56)	at Tennessee (01/30/2024)
3 PT FG MADE	5		at Alabama (01/09/2024)
	5		vs DePaul (N) (11/17/2023)
3 PT FG ATTEMPTS	17		vs Grand Canyon (N) (11/19/2023)
	18		at Arkansas (01/20/2024)
3 PT FG PERCENTAGE	.200	(5-25)	at Alabama (01/09/2024)
	.231	(6-26)	Georgia (01/16/2024)
	.231	(6-26)	Winthrop (12/19/2023)
FREE THROWS MADE	5		George Washington (12/01/2023)
	7		at Georgia (02/03/2024)
	7		vs Virginia Tech (N) (11/10/2023)
FREE THROW ATTEMPTS	7		George Washington (12/01/2023)
	8		vs Virginia Tech (N) (11/10/2023)
FREE THROW PERCENTAGE	.531	(17-32)	Georgia (01/16/2024)
	.588	(20-34)	vs DePaul (N) (11/17/2023)
REBOUNDS	23		vs Grand Canyon (N) (11/19/2023)
	28		Missouri (01/27/2024)
ASSISTS	8		at Alabama (01/09/2024)
	11		Notre Dame (11/28/2023)
STEALS	1		at Arkansas (01/20/2024)
	2		Georgia (01/16/2024)
	2		at Missouri (01/13/2024)
	2		at East Carolina (12/09/2023)
	2		vs Virginia Tech (N) (11/10/2023)
BLOCKED SHOTS	0		at Georgia (02/03/2024)
	0		at Tennessee (01/30/2024)
	0		at Missouri (01/13/2024)
	0		Charleston So. (12/16/2023)
TURNOVERS	3		George Washington (12/01/2023)
	6		Charleston So. (12/16/2023)
FOULS	7		Charleston So. (12/16/2023)
	9		Florida A&M (12/30/2023)
	9		George Washington (12/01/2023)



2023-24 South Carolina Men's Basketball
Team High/Low Analysis
All games

Opponent - Game Lows

POINTS	43		Elon (12/22/2023)
	53		Notre Dame (11/28/2023)
	53		USC Upstate (11/06/2023)
	59		at Tennessee (01/30/2024)
	62		at Georgia (02/03/2024)
	62		Kentucky (01/23/2024)
	62		Mississippi St. (01/06/2024)
	62		Florida A&M (12/30/2023)
	62		Winthrop (12/19/2023)
	62		at East Carolina (12/09/2023)
FIELD GOALS MADE	16		Elon (12/22/2023)
	16		Winthrop (12/19/2023)
FIELD GOAL ATTEMPTS	47		Winthrop (12/19/2023)
	50		Elon (12/22/2023)
FIELD GOAL PERCENTAGE	.320	(16-50)	Elon (12/22/2023)
	.327	(17-52)	Notre Dame (11/28/2023)
3 PT FG MADE	2		Missouri (01/27/2024)
	2		Elon (12/22/2023)
3 PT FG ATTEMPTS	8		Missouri (01/27/2024)
	13		Kentucky (01/23/2024)
	13		Georgia (01/16/2024)
	13		Mississippi St. (01/06/2024)
	13		Florida A&M (12/30/2023)
	13		VMI (11/13/2023)
3 PT FG PERCENTAGE	.143	(2-14)	Elon (12/22/2023)
	.227	(5-22)	at Missouri (01/13/2024)
FREE THROWS MADE	5		Florida A&M (12/30/2023)
	6		Charleston So. (12/16/2023)
	6		George Washington (12/01/2023)
FREE THROW ATTEMPTS	8		Charleston So. (12/16/2023)
	8		George Washington (12/01/2023)
FREE THROW PERCENTAGE	.500	(7-14)	USC Upstate (11/06/2023)
	.500	(5-10)	Florida A&M (12/30/2023)
REBOUNDS	23		vs Virginia Tech (N) (11/10/2023)
	26		Mississippi St. (01/06/2024)
	26		Charleston So. (12/16/2023)
ASSISTS	7		Kentucky (01/23/2024)
	7		vs Grand Canyon (N) (11/19/2023)
STEALS	2		Notre Dame (11/28/2023)
	3		George Washington (12/01/2023)
	3		vs Grand Canyon (N) (11/19/2023)
BLOCKED SHOTS	1		vs Grand Canyon (N) (11/19/2023)
	1		vs Virginia Tech (N) (11/10/2023)
TURNOVERS	5		at Arkansas (01/20/2024)
	5		Charleston So. (12/16/2023)
	5		vs Virginia Tech (N) (11/10/2023)
FOULS	9		George Washington (12/01/2023)
	11		Charleston So. (12/16/2023)



#0 EBRIMA DIBBA



#1 JACOBI WRIGHT



#2 B.J. MACK



#4 STEPHEN CLARK



#5 MEECHIE JOHNSON



#10 MYLES STUTE



#12 ZACHARY DAVIS



#13 AUSTIN HERRO



#14 ELI SPARKMAN



#15 MORRIS UGUSUK



#20 DANNY GRAJZL



#21 ARDEN CONYERS



#30 COLLIN MURRAY-BOYLES



#31 BENJAMIN BOSMANS-VERDONK



#33 JOSH GRAY




#55 TA'LON COOPER



LAMONT PARIS



TIM BUCKLEY



TANNER BRONSON



EDDIE SHANNON