

# << 2023-24 SOUTH CAROLINA MEN'S BASKETBALL >>

## 2023-24 SCHEDULE

OVERALL: 21-3 | SEC: 9-2

HOME: 13-1 | AWAY: 5-2 | NEUTRAL: 3-0 | NET: 45

### NOVEMBER

1	-/-	Wofford (exhibition)	W, 60-57
6	-/-	USC Upstate	W, 82-59
10	-/-	vs. Virginia Tech *	W, 79-77
13	-/-	VMI % (unbracketed game)	W, 74-64
17	-/-	vs. DePaul %	W, 73-68
19	-/-	vs. Grand Canyon %	W, 75-68
28	-/-	Notre Dame \$	W, 65-53

### DECEMBER

1	-/-	George Washington	W, 89-67
6	#24/20	at Clemson	L, 67-72
9	-/-	at East Carolina	W, 68-62
16	-/-	Charleston Southern	W, 73-69
19	-/-	Winthrop	W, 72-62
22	-/-	Elon	W, 70-43
30	-/-	Florida A&M	W, 94-62

### JANUARY

6	-/-	Mississippi State*	W, 68-62
9	-/-	at Alabama*	L, 47-74
13	-/-	at Missouri*	W, 71-69 (OT)
16	-/-	Georgia*	L, 69-74
20	-/-	at Arkansas*	W, 77-64
23	#6/6	Kentucky*	W, 79-62
27	-/-	Missouri*	W, 72-64
30	#5/5	at Tennessee*	W, 63-59

### FEBRUARY

3	-/-	at Georgia*	W, 72-62
6	-/-	Ole Miss*	W, 68-65
10	-/-	Vanderbilt*	W, 75-60
14	#13/12	at Auburn*	8:30 p.m., SECN
17	-/-	LSU*	3:30 p.m., SECN
24	-/-	at Ole Miss*	3:30 p.m., SECN
28	-/-	at Texas A&M*	8:30 p.m., SECN

### MARCH

2	-/-	Florida*	1 p.m. • SECN
6	#8/9	Tennessee*	7 p.m. • ESPN2
9	-/-	at Mississippi State	2:30 p.m. • SECN
13-17	-/-	SEC Tournament &	TBA
21-22	-/-	NCAA Tournament First Round =	TBA
22-23	-/-	NCAA Tournament Second Round =	TBA
28-29	-/-	Regional Semifinal - Sweet 16 #	TBA
30-31	-/-	Regional Final - Elite 8 #	TBA

### APRIL

6-8	-/-	Final Four /	TBA
-----	-----	--------------	-----

All home games in **bold** | All times listed Eastern | **SECN+** - SEC Network + | **SECN** - SEC Network | **CBSN** - CBS Sports Network | \* indicates SEC contest | ^ - Hall of Fame Series (Charlotte, N.C.) | % - Arizona Tipoff (Glendale, Ariz.) | \$ - ACC/SEC Challenge I & - SEC Tournament (Nashville, Tenn.) | = - NCAA Tournament First and Second Rounds (various sites) | # - NCAA Regionals (various sites) | / - Final Four (Phoenix, Ariz.) | \*\*rankings listed are at time of game

## PROBABLE GAMECOCK STARTERS

#	Name	Ht.	Wt.	Cl.	Hometown	PPG	RPG	APG	Misc.
55	Ta'Lon Cooper	6-4	200	Gr.	Roebuck, S.C.	10.2	4.3	4.4*	One of 4 active players in D1 with 1,300+ points & 700+ assists
5	Meechie Johnson	6-2	184	Jr.	Cleveland, Ohio	14.1*	4.2	3.0	Career-best 6 20-pt games this season; 8 ast & 1 TO vs. Ole Miss
12	Zachary Davis	6-6	209	Jr.	Orangeburg, S.C.	4.7	3.5	1.0	First start at Arkansas (Jan. 20) and had 12 points (5-of-8 FGs)
30	Collin-Murray Boyles	6-7	231	Fr.	Columbia, S.C.	8.9	4.6	1.8	4-star freshman; 21.0 ppg last 3 & 29-for-37 FGs (78.4%)
2	B.J. Mack	6-8	260	Gr.	Charlotte, N.C.	13.6	5.1*	1.3	Four 20-point games and team is 4-0 in those contests

\* indicates team leader



**21-3, 9-2 SEC**  
#11/11 SOUTH CAROLINA

vs.



**19-5, 8-3 SEC**  
#13/12 Auburn

## TIPOFF NOTABLES

> **A New Chapter** of Gamecock Men's Basketball is underway with second-year head coach Lamont Paris this season. Paris, who has been a part of nine NCAA Division I Tournaments and 17 twenty-win seasons as a college head and assistant coach, was named the University of South Carolina's 33rd head coach by Director of Athletics Ray Tanner on Thursday, March 24, 2022.

> This year's team features a crop of four experienced transfers in Stephen Clark (The Citadel), Ta'Lon Cooper (Minnesota), B.J. Mack (Wofford) and Myles Stute (Vanderbilt). Zachary Davis, Josh Gray, Meechie Johnson and Jacobi Wright all return as Carolina will have an experienced group on the hardwood this season. The team's four transfers have played 430 combined career games.

## ASSOCIATE DIRECTOR

### COMMUNICATIONS & PUBLIC RELATIONS:

MICHAEL DeBATES // MDEBATES@MAILBOX.SC.EDU

CELL: 712-348-5863 // X: @MDEBATES

CAROLINA MEN'S BASKETBALL ON SOCIAL MEDIA:

#GAMECOCKS // #FOREVERTOTHEE

X AND INSTAGRAM: @GAMECOCKMBB

FACEBOOK: /GAMECOCKMBB

ON THE WEB: GAMECOCKSONLINE.COM

# GAME 25

**VENUE:** Neville Arena

**BROADCAST:** SEC Network

**PLAY-BY-PLAY:** Kevin Fitzgerald

**ANALYST:** Jon Sundvold

**RADIO:** Gamecock Radio Network

**IN COLUMBIA:** 107.5 The Game

**PLAY-BY-PLAY:** Derek Scott

**ANALYST:** Casey Manning

**SIRIUSXM:** 386 | **SXM APP:** 976

**WATCH:** espn.com/watch

**LIVE STATS:** GamecocksOnline.com

**SERIES:** Tigers lead, 30-19

**IN AUBURN:** Tigers lead, 13-8

**SERIES TREND:** Auburn has won five-straight dating back to an 80-67 home win on Jan. 22, 2020.

**LAST MEETING:** 81-66 Auburn win on Jan. 21, 2023 at Colonial Life Arena.

## NUMBERS OF NOTE

**16** - The Gamecocks are one of 16 teams in the country with multiple top-10 victories this season.

**4** - Carolina is one of only 4 teams in the nation with a top-5 road win this season (Arizona, Clemson & James Madison the others on list).

**20** - Carolina has held 20 opponents below 70 points this season, which leads the SEC and is T-3rd nationally.

**6th** - Ta'Lon Cooper is 6th in the country (2nd in SEC) in assist-to-turnover ratio thru 24 games with 105 assists against just 29 turnovers (3.62:1).

**50.0%** - The Gamecocks have shot 50.0 percent or higher in seven of the team's 23 games this season (only happened once last season in 2022-23 and that was at Missouri).

**45.6%** - The team's 45.6% 2-point FG% defense via KenPom is 29th nationally (third in SEC behind only Auburn & Tennessee). Last year, Carolina was 320th (53.7%) in 2-point FG% defense.

**21-3** - The Gamecocks 21-3 start to the season is just the third 20-3 or better start in program history. The 2015-16 team started 21-3 and the 1969-70 team went 25-3, including 14-0 in ACC play.

## COMING UP NEXT

> The Gamecocks return home for a Saturday matchup against LSU (12-11, 4-6 SEC). Dave Neal (ppp) and Jon Sundvold (analyst) will be on the call for 3:30 p.m. (ET) SEC Network broadcast. It's Legends Weekend as players from years past will be in town and honored at the game.



## STAT COMPARISON

	CAROLINA	AUBURN	NCAA Rank
Record	21-3	19-5	8/18
Conference Record	9-2	8-3	-
Current Streak	W7	L1	-
Scoring Avg.	72.6	82.3	216/24
Opponent Scoring Avg.	64.0	67.1	15/59
Scoring Margin	+8.6	+15.2	60/11
Field Goal %	44.4	46.3	200/88
Opponent Field Goal %	41.5	38.1	72/3
3-Point Field Goal %	34.3	32.9	153/220
Opponent 3-Point Field Goal %	32.5	30.1	119/25
3-Point Field Goals Made PG	8.6	7.7	72/150
3-Point Field Goal Attempts PG	25.0	23.5	59/109
Free Throw %	71.8	75.6	164/42
Opponent Free Throw %	71.7	73.9	-
Rebounding Avg.	36.1	39.3	150/41
Opponent Rebounding Avg.	31.7	34.5	-
Rebounding Margin	+4.4	+4.8	59/53
Turnovers Avg.	10.3	10.5	47/66
Opponent Turnover Avg.	10.0	13.5	322/74
Assists Avg.	15.7	17.8	45/12
Blocks Avg.	3.1	6.0	211/7
Steals Avg.	4.7	7.5	331/90

NCAA stats games through games played Feb. 12

## INTERVIEW POLICIES

All interview requests must be made in advance to Associate Director Michael DeBates in the South Carolina Athletics Communications and Public Relations Office.

**Post-Game Interview Policy:** After each home game, the South Carolina student-athletes will address the media first, then head coach Lamont Paris. Visiting team press conferences may be conducted via Zoom. Each team will provide a link to its own press conference. There may be exceptions in which the visiting head coach will come to the media room for an in-person press conference. (Depending on deadline, this may be altered on a game-by-game basis).

**Road Interview Policy:** Interviews with coach Paris and Gamecock student-athletes while on the road will be scheduled according to the home/event post-game media procedure (non-conference play).

All interviews are to be coordinated through the Communications and Public Relations Office. This allows the staff to arrange the interview when it best suits the student-athlete's and the reporter's schedules. Please contact the Communications and Public Relations Office in advance to make your interview requests. Media are not permitted to contact student-athletes on their own at any time.

All interviews will take place at the designated media interview site for that day as listed in the weekly availability schedule.

Dormitory, apartment and cell phone numbers for student-athletes will not be provided to the media. Should you need to conduct a telephone interview with a student-athlete, a call will be placed to you from the student-athlete at a mutually agreeable time.

### SOUTH CAROLINA MEDIA RELATIONS

**Michael DeBates, primary contact**  
Associate Director  
cell: 712-348-5863  
e-mail: mdebates@mailbox.sc.edu  
X: @mdebates

### SOUTH CAROLINA MEN'S BASKETBALL ONLINE

Website: [www.GamecocksOnline.com/sports/mens-basketball](http://www.GamecocksOnline.com/sports/mens-basketball)  
Facebook: [www.Facebook.com/GamecockMBB](http://www.Facebook.com/GamecockMBB)  
X: @GamecockMBB  
Instagram: @GamecockMB

## NOTABLE NUMBERS

**37.6%**

> Thru the first nine games this season, South Carolina was No. 33 in the country in 3-point FG percentage at 38.6%. After shooting just 26.5% from 3 the team's first four SEC games, the Gamecocks have finally got back on track from deep, going 65-of-173 (37.6%) from 3 the last seven games.

**7**

> Lamont Paris was a part of the Wisconsin coaching staff that made seven straight appearances in the NCAA Tournament. Included in that stretch was a National Championship Game appearance (2015), Final Four (2014) and four Sweet 16s (2011-12, 2016-17).

**17**

> The Gamecocks 17-point win over No. 6 Kentucky (Jan. 23) was the program's largest ever over a top-10 opponent. The previous high was 14 against N.C. State (75-61 on 12/12/56) and 14 over Cincinnati (97-83 on 2/15/97).

**7**

> The Gamecocks recently won the team's seventh straight game in SEC play. The last time Carolina won seven consecutive games in league play was when the team started 11-0 in conf. action during the 1996-97 SEC Championship season.

## A SOUTH CAROLINA WIN WOULD ...

- Give head coach Lamont Paris his 22nd victory this season, the most by a second-year head coach in program history. George Felton is second behind Paris with 19 wins in his second season (1987-88).
- Be the team's eighth straight SEC win, the longest active win streak in the league and the ninth eight-game or better win streak in the SEC since the 2019-20 season.
- Give the team an 11-win improvement from last season, which would be tied for the best, single-season turnaround in program history based off win totals (11 win improvement from 2002-03 to 2003-04).

## MOVING ON UP

>South Carolina jumped to No. 11 in both major top-25 polls this week. The Gamecocks ranking of 11th in the AP Poll is the highest for the program since being ranked No. 11 in Week 7 (Dec. 29) of the 1997-98 season. The team's nine-spot jump in the Coaches Poll was the most by teams ranked in last week's top-25.

## A STAR IS BORN

> Freshman Collin Murray-Boyles brokeout for 31 points in a 15-point home victory against Vanderbilt (Feb. 10). He went 14-of-17 from the floor, good for 82.4 percent shooting. Murray-Boyles became the first SEC player since Bobby Portis in 2014 to record a game with 30 or more points and 13 or more made FGs while shooting above 80.0 percent. He became just the third Gamecock freshman to score 30 or more since joining the SEC in 1991-92. The local product from Columbia also became just the third Gamecock in the last 25 seasons to score 30 or more while shooting 80.0 percent in an SEC contest. He was named SEC Freshman of the Week on Monday (Feb. 12) for the breakout performance.

## BACK IN THE POLLS

>South Carolina reentered the top-25 of the Associated Press and USA TODAY Coaches Poll on Monday, Feb. 5 for the first time since February of 2017. The Gamecocks are ranked No. 15 in the AP Poll and No. 20 in the Coaches Poll. The No. 15 rating in the AP Poll is the highest ranking for Carolina since being ranked No. 14 in the final AP Poll of the 1997-98 season. The last time the Gamecocks were ranked in the regular season top-25 was Week 15 (Feb. 13, 2017) during the 2016-17 Final Four season. Carolina was 20-5 and ranked No. 21 in the AP Poll and No. 19 in the Coaches Poll.

## PURE. TEAM. BASKETBALL.

>The Gamecocks had a season-high 25 assists on 29 made field goals in a double-digit road win at Georgia on Feb. 3. Carolina trailed by

10 in the first half and clawed back to make it a 2-point game at halftime. The Gamecocks ramped up the defense in second half and held the Bulldogs to just 22 points and 29.2 percent shooting (7-of-24) in the second half. Collin Murray-Boyles (16) and Josh Gray (15) combined for 31 points, 15 rebounds and five dunks as the Gamecocks dominated inside, holding a 40-24 points in the paint edge.

## COCKY TOP

>The Gamecocks rocked the college basketball world yet again with a 63-59 victory at No. 5/5 Tennessee on Jan. 30. Carolina, the SEC's top scoring defense, was stout as the Gamecocks led for 30 minutes in front of a crowd of 20,667 at Food City Center. Ta'Lon Cooper led the way with 18 points, knocking down four of his five shots from behind the arc. Myles Stute returned after missing three games and scored 13 points off the bench. It was Carolina's first win at Rocky Top since January of 2017 and snapped a five-game losing streak to the Vols. It marked the team's second win over an AP Top-10 team in three games, marking the first time the Gamecocks have beat two top-10 opponents in a three-game stretch since 1968. It was also the team's first road win over a top-five opponent since defeating No. 3 Kentucky, 72-66, on March 2 1997 at Rupp Arena.

## DON'T LET ME DOWN

>There was no let down after the team's big win over No. 6/6 Kentucky on Saturday (Jan. 27) as South Carolina led for 35 minutes in a 72-64 victory over a scrappy Missouri team. It marked the first SEC sweep of an opponent under head coach Lamont Paris. It also marked the ninth 5-2 or better start in SEC play since the team joined the league in 1991-92. B.J. Mack had 21 points (15 in the first half) and Jacobi Wright (11) and Morris Ugusuk (10) each scored in double figures off the bench. Carolina is 4-0 when Mack scores 20 or more this season and 6-0 when Wright scores 10 or more off the bench. The team had 10 3s and has made double-digit 3s now in two-straight SEC games.

### CAROLINA BENCH PRODUCTION

GAME	SC-OPP	DIFF.	SC HIGH BENCH SCORER
USC Upstate	25-13	+12	J. Wright, 9
vs. Virginia Tech	14-17	-3	J. Wright, 12
VMI	20-23	-3	J. Wright, 9
vs. DePaul	27-16	+11	Z. Davis, 10
vs. Grand Canyon	19-4	+15	J. Wright, 10
Notre Dame	9-7	+2	J. Wright, 7
George Washington	20-29	-9	M. Ugusuk, 6
at #24/20 Clemson	12-9	+3	Z. Davis, C. Murray-Boyles, 5
at East Carolina	15-6	+9	Z. Davis, 9
Charleston Southern	24-6	+18	C. Murray-Boyles, 7
Winthrop	17-8	+9	J. Wright, 7
Elon	17-11	+6	C. Murray-Boyles, 10
Florida A&M	52-24	+28	C. Murray-Boyles, 17
Miss. State	20-30	-10	Z. Davis, 9
at Alabama	14-18	-4	Z. Davis, C. Murray-Boyles, 4
at Mizzou	18-14	+4	J. Wright, 11
Georgia	13-32	-19	J. Wright, 7
at Arkansas	17-22	-5	J. Gray, 6
#6/6 Kentucky	26-24	+2	J. Wright, 14
Mizzou	26-15	+11	J. Wright, 11
at #5/5 Tennessee	22-8	+14	M. Stute, 13
at Georgia	20-15	+15	J. Gray, 15
Ole Miss	23-6	+17	M. Stute, 12
Vanderbilt	12-15	-3	M. Stute, 8
at #12/13 Auburn			
LSU			
at Ole Miss			
at A&M			
Florida			
#8/9 Tennessee			
at Miss. State			

### CAROLINA SPECIALTY STATS

(PP) points in paint; (OT) points off turnovers; (2nd) second chance points; (FB) fast break points

(South Carolina-Opponent)

GAME	PP	OT	2ND	FB
USC Upstate	34-30	11-15	12-6	12-15
vs. Virginia Tech	36-36	7-11	12-7	0-6
VMI	32-30	14-10	12-6	14-2
vs. DePaul	30-36	13-14	13-8	6-6
vs. Grand Canyon	28-24	12-16	5-12	0-12
Notre Dame	14-18	11-5	9-8	4-8
George Washington	24-26	14-4	12-4	11-16
at #24/20 Clemson	24-30	8-10	12-16	2-2
at East Carolina	22-26	13-16	8-4	5-4
Charleston Southern	36-28	11-10	19-11	6-6
Winthrop	40-16	18-13	16-11	6-8
Elon	26-18	17-11	9-7	7-7
Florida A&M	38-22	13-15	19-13	7-14
Miss. State	24-34	12-11	16-6	6-3
at Alabama	24-20	10-17	5-15	7-16
at Mizzou	32-36	4-15	16-15	2-3
Georgia	32-30	9-8	17-17	6-10
at Arkansas	38-32	4-8	5-14	7-8
#6/6 Kentucky	26-26	12-10	9-12	5-7
Mizzou	20-40	15-12	6-4	3-18
at #5/5 Tennessee	18-28	7-6	10-13	4-8
at Georgia	40-24	7-9	6-2	5-5
Ole Miss	32-28	13-11	16-6	4-7
Vanderbilt	38-36	8-7	14-6	0-0
at #12/13 Auburn				
LSU				
at Ole Miss				
at A&M				
Florida				
#8/9 Tennessee				
at Miss. State				
<b>SC Total</b>	<b>708</b>	<b>263</b>	<b>278</b>	<b>129</b>
<b>SC Average</b>	<b>29.5</b>	<b>11.0</b>	<b>11.6</b>	<b>5.4</b>
<b>Opp Total</b>	<b>674</b>	<b>256</b>	<b>212</b>	<b>191</b>
<b>Opp Average</b>	<b>28.1</b>	<b>10.7</b>	<b>8.8</b>	<b>8.0</b>



## SOUTHEASTERN CONFERENCE STANDINGS

As of Monday, Feb. 12, 2024

Team	Conference	Overall
#11/11 South Carolina	9-2	21-3
#15/15 Alabama	9-2	17-7
#13/12 Auburn	8-3	19-5
#8/9 Tennessee	7-3	17-6
Florida	6-4	16-7
#22/20 Kentucky	6-4	16-7
Texas A&M	6-4	15-8
Ole Miss	5-5	18-5
Mississippi State	5-6	16-8
LSU	4-6	12-11
Georgia	4-7	14-10
Arkansas	3-7	12-11
Vanderbilt	1-9	6-17
Missouri	0-11	8-16

## SCORES AND SCHEDULE IN THE SEC

**Tuesday, February 6**  
at #15 South Carolina 68, Ole Miss 65  
#17 Kentucky 109, at Vanderbilt 77

**Wednesday, February 7**  
at #12 Auburn 99, #16 Alabama 81  
at #6 Tennessee 88, LSU 68  
Texas A&M 79, at Missouri 60  
at Mississippi St. 75, Georgia 62

**Saturday, February 10**  
#16 Alabama 109, at LSU 92  
at #15 South Carolina 75, Vanderbilt 60  
at Florida 81, #12 Auburn 65  
Gonzaga 89, at #17 Kentucky 85  
at Arkansas 78, Georgia 75  
at Texas A&M 85, #6 Tennessee 69  
Mississippi St. 75, at Missouri 51

**Tuesday, February 13**  
Texas A&M at Vanderbilt ESPN 7:00p  
LSU at Florida SEC Network 8:00p  
Ole Miss at # 22 Kentucky ESPN 9:00p

**Wednesday, February 14**  
#11 South Carolina at #13 Auburn SEC Network 8:30p  
#8 Tennessee at Arkansas ESPN2 9:00p

**Saturday, February 17**  
Texas A&M at #15 Alabama ESPN/2 12:00p  
Florida at Georgia SEC Network 1:00p  
Arkansas at Mississippi St. ESPN 2:00p  
LSU at #11 South Carolina SEC Network 3:30p  
#22 Kentucky at #13 Auburn ESPN 6:00p  
Vanderbilt at #8 Tennessee SEC Network 6:00p  
Missouri at Ole Miss SEC Network 8:30p

All times listed Eastern Time

## ASSOCIATED PRESS POLL

Week 15 (Feb. 12, 2024)

RK	TEAM	REC	PTS	TREND
1	UConn (45)	22-2	1509	-
2	Purdue (16)	22-2	1480	-
3	Houston	21-3	1386	↑2
4	Marquette	18-5	1273	↑3
5	Arizona	19-5	1241	↑3
6	Kansas	19-5	1227	↓2
7	North Carolina	19-5	1216	↓4
8	Tennessee	17-6	1033	↓2
9	Duke	18-5	1025	-
10	Iowa State	18-5	969	↑4
11	South Carolina	21-3	921	↑4
12	Baylor	17-6	811	↑1
13	Auburn	19-5	799	↓1
14	Illinois	17-6	728	↓4
15	Alabama	17-7	618	↑1
16	Dayton	19-4	425	↑2
17	Creighton	17-7	410	↑2
18	Saint Mary's	20-6	296	↑8
19	BYU	17-6	294	↑2
20	Wisconsin	16-8	249	↓9
21	Virginia	19-5	218	↑5
22	Kentucky	16-7	217	↓5
23	Indiana State	22-3	209	↑3
24	Florida Atlantic	19-5	206	↓4
25	Oklahoma	18-6	178	↑1

Others receiving votes: Utah State 160, Colorado State 145, Texas Tech 111, San Diego State 84, Washington State 82, Nevada 57, Clemson 57, Gonzaga 50, New Mexico 27, Florida 19, Michigan State 17, Texas A&M 16, Grand Canyon 13, Ole Miss 12, TCU 10, Texas 9, Memphis 8, South Florida 7, Northwestern 2, UNC Wilmington 1

Dropped from rankings: Utah State 22, Texas Tech 23, San Diego State

## COACHES POLL TOP 25

Week 15 (Feb. 12, 2024)

RK	TEAM	REC	PTS	TREND
1	UConn (24)	22-2	792	-
2	Purdue (8)	22-2	776	-
3	Houston	21-3	722	↑2
4	Marquette	18-5	647	↑3
5	North Carolina	19-5	643	↓2
6	Arizona	19-5	642	↑2
7	Kansas	19-5	635	↓3
8	Duke	18-5	529	↑2
9	Tennessee	17-6	524	↓3
10	Iowa State	18-5	510	↑4
11	South Carolina	21-3	475	↑9
12	Auburn	19-5	421	↓1
13	Baylor	17-6	402	-
14	Illinois	17-6	366	↓2
15	Alabama	17-7	337	↑1
16	Creighton	17-7	242	↑2
17	BYU	17-6	202	↑2
18	Dayton	19-4	195	↓1
19	Saint Mary's	20-6	185	↑7
20	Kentucky	16-7	136	↓5
21	Wisconsin	16-8	117	↓12
	Oklahoma	18-6	117	↑5
23	Virginia	19-5	109	↑3
24	Indiana State	22-3	106	↑2
25	Colorado State	19-5	96	↑1

Others receiving votes: Utah State 94, Texas Tech 89, Florida Atlantic 63, Clemson 38, Gonzaga 35, San Diego State 34, Nevada 27, TCU 20, Washington State 18, Grand Canyon 13, Texas A&M 9, New Mexico 8, Florida 8, Northwestern 6, South Florida 5, VCU 4, Wake Forest 4, Michigan State 4, James Madison 3, Appalachian State 1, Richmond 1

Dropped from rankings: Utah State 21, Florida Atlantic 22, Texas Tech 23, San Diego State 24, New Mexico 25

## SERIES BREAKDOWN

> Tigers have won seven of the last eight matchups dating back to a pair of wins in March of the 2018 season.

> Carolina's lone win in the stretch came on its home floor on Jan. 22, 2019 ; Chris Silva had a monster game with 32 points and 14 rebounds.

> The Gamecocks last win on the Plains was an 81-69 win on Jan. 5, 2016.

## SC ALL-TIME RECORD VS. AUBURN

**H: 8-14 ; A: 8-13 ; N: 3-3**

Last 10 games in the series...

J. 24, 2017	H	98-69	W
F. 17, 2018	H	84-75	W
M. 3, 2018	A	70-79	L
M. 15, 2018	N	64-73	L
J. 22, 2019	H	80-77	W
J. 22, 2020	A	67-80	L
J. 23, 2021	H	86-109	L
J. 4, 2022	H	66-81	L
M. 5, 2022	A	71-82	L
J. 21, 2023	H	66-81	L

## Experience, Experience, EXPERIENCE

> Below is a table of total starts and games played by all players on rosters amongst SEC schools heading into the 2023-24 season.

### GAMES PLAYED

1. Missouri - 997
2. Texas A&M - 940
3. Arkansas - 927
4. Miss. State - 842
5. South Carolina - 836
6. LSU - 816
7. Georgia - 715
8. Auburn - 712
9. Ole Miss - 677
10. Tennessee - 598
11. Florida - 579
12. Vanderbilt - 515
13. Alabama - 473
14. Kentucky - 299

### GAMES STARTED

1. Miss. State - 514
2. Texas A&M - 502
3. South Carolina - 480
4. Missouri - 468
5. Arkansas - 463
6. Ole Miss - 428
7. LSU - 380
8. Georgia - 376
9. Vanderbilt - 347
10. Tennessee - 339
11. Auburn - 268
12. Alabama - 267
13. Florida - 271
14. Kentucky - 167



Junior transfer Myles Stute played three seasons at Vanderbilt, making 59 starts in 91 games played. He averaged 7.4 ppg and 3.7 rpg for the Commodores, leading the SEC in 3-point FG% in 2021-22 (.426).

## NOTABLE NUMBERS

### #45 IN NET

South Carolina is #45 in the NET. The team's NET has been as high as 26 this season, a program-best mark. The team is one of nine in the SEC in the top-60 of the NET Rankings. SC has four top-60 wins vs. #6 Tenn., #25 Kentucky, #36 Miss. State and #44 Grand Canyon.

### 3 TURNOVERS

The Gamecocks had 19 assists and just three turnovers in the team's blowout win over George Washington (Dec. 1). It marked the fewest turnovers in a game for the Gamecocks since the team had just one in a 73-65 win over Tulane on Feb. 11, 1985.

### 20 ASSISTS

The Gamecocks had 20 assists in back-to-back SEC games (20 at Arkansas on Jan. 20 and 20 vs. #6 Kentucky on Jan. 23) for just the second time since joining the league in 1991-92. Feb. 7, 1996 at Auburn (22) and Feb. 10, 1996 at LSU (23) was the last time it happened. Since 2020, Carolina (24), Kentucky (24), Mizzou (23), Tennessee (22) and Alabama (21) are the only schools with back-to-back SEC games with 20 or more assists. The Gamecocks have had 20 or more assists in four SEC games, tied with Tennessee and Kentucky for the most in the league.

## LET'S MAKE HISTORY, SHALL WE?

>South Carolina routed No. 6/6 Kentucky at home, 79-62, in front of a sellout crowd at CLA on Tuesday (Jan. 23) last week. The Gamecocks opened an 8-point lead at halftime and never looked back. The 17-point win was the largest ever over a top-10 opponent in program history. It was also the team's highest ranked win since defeating the top-ranked Wildcats on Jan. 26, 2010 and the first top-25 win for Lamont Paris in his seven seasons as a head coach. Ta'Lon Cooper led all scorers, matching a career high with 20 points (also had five assists and no turnovers). Meechie Johnson (14) and Jacobi Wright (14) also scored in double figures for Carolina, who knocked down 11 3s in the game. The team had 20 assists again for the second straight SEC game. It marked the first time the Gamecocks had 20 or more assists in consecutive games since 2014.

## SHARING THE SUGAR

>The Gamecocks were efficient and effective on both ends of the floor in a 77-64 triumph at Arkansas last Saturday (Jan. 20). Carolina never trailed in the game in what was the team's second-largest margin of victory at Bud Walton Arena in six all-time road wins over the Hogs. B.J. Mack had 18 points and nine rebounds, knocking down 3-of-4 from behind the arc. Zachary Davis, who started for the first time this season, had 12. Ta'Lon Cooper (11) and Collin Murray-Boyles (11) each scored in double figures as well. The Gamecocks had 20 assists and 28 made baskets. The team shot 51.9 percent (28-of-54) and 50.0 percent (9-of-18) from distance. Arkansas entered the game 8-1 on its home floor, the only loss to a top-10 Auburn team.

## FREE THROW CONTEST

> South Carolina fell at home, 74-69, in a hard-fought game against Georgia (Jan. 16), snapping a 10-game home win streak that dated back to last season. The Gamecocks opened up a 9-point lead early in the second half but were unable to sustain after being plagued with poor shooting from the floor and the foul line. Both teams shot 32 free throws. South Carolina was a season-low 53.1 percent (17-of-32) at the charity stripe and the Bulldogs were 78.1 percent (25-of-32) at the foul line, including 83.3 percent (20-of-24) in the second half. The Gamecocks shot 47.6 percent (10-of-21) from the foul line in half two. Meechie Johnson led all scorers with 19, hitting four 3s.

## TUESDAY TOOK AN L, BUT SATURDAY WE BOUNCED BACK

> Trailing for most of the second half at Missouri (Jan. 13), Ta'Lon Cooper hit a game-tying 3 with 25

seconds left to send the game to OT tied at 62-62. Jacobi Wright then hit the game-winning bucket with 13 seconds left in OT over the out-stretched arms of 7-5 Connor Vanover as the Gamecocks prevailed 71-69 for the team's first win at Mizzou Arena since 2017. B.J. Mack was 7-of-13 with 21 points to lead Carolina, his third 20-point game of the season and first in SEC action. Over the final 10:38 of regulation and OT, the South Carolina defense held Missouri to just 17 points on 33.3 percent shooting (7-for-21). The Gamecocks were also 16-of-18 at the free throw line (88.9%).

## WHO WAS THAT TEAM IN HALF TWO IN T-TOWN?

>The Gamecocks saw the team's six game win streak come to an end with a 74-47 loss at Coleman Coliseum on Tuesday night. Carolina, who led for most of the opening 20 minutes, trailed by one, 30-29, at halftime (first time trailing at half all year). The Gamecocks would shoot just 22.2% (6-of-27) in the second half and a season-low 30.9% (17-of-55) for the game. Carolina tied a season-high with 17 turnovers and the Crimson Tide knocked down 15 triples, including nine in the second half. Alabama opened a double-digit lead to start the second half and it was the first time Carolina trailed by double-digits all season.

## BIG LOVE FOR BIG MEECH

> Meechie Johnson was named SEC Player of the Week for the first time in his career on Jan. 8 after scoring 24 points (15 in second half) in a 68-62 SEC opening win over Miss. State (Jan. 6). It was his first POTW recognition and the first POTW honor for a Gamecock since Jair Bolden won it back on Dec. 23, 2019 after scoring 22 and helping led the team to an upset win at No. 9 Virginia. Johnson was also one of 30 players named to the Lute Olson Award Mid-Season Watch List on Jan. 10.

## JOY TO THE WORLD

> After a tough loss in a tightly contested in-state rivalry matchup to then No. 24/20 Clemson (Dec. 6), the Gamecocks rattled off six-straight wins to improve to 13-1 for just the sixth time in program history (first 13-1 start since 2015-16). The team's most recent win over Miss. State marked the 10th-straight home victory for Carolina dating back to a Senior Day win over Georgia last season. It's the team's longest home win streak since the 2015-16 Gamecocks started the year 13-0 at home.

## RECORD BREAKING SZN

>South Carolina sunk a school record 18 3s in the team's blowout, 89-67 victory over George Washington (Dec. 1). Meechie Johnson had 24 points (5-of-7 3FGs) and B.J. Mack had 20 (4-of-8 3FGs) as seven different players hit shots from behind the arc for the Gamecocks. Carolina had a season-high 19 assists and just three turnovers, the lowest turnover total in a game since the team had one on in a 73-65 win over Tulane on Feb. 11, 1985. The Gamecocks scored 89 points on 63 possessions, good for 1.4 points per possession.

## 3HREECHIE JOHNSON

>Meechie Johnson hit four 3s and went 9-of-15 from the floor en route to a career-high 29 points in leading the team to a 65-53 victory over Notre Dame in the ACC/SEC Challenge (Nov. 28). His previous career high was 26 in last season's historic win at Rupp Arena over Kentucky. With the victory, the Gamecocks earned the team's 10th 6-0 start in program history.

## MURRAY BOYLES CLEARED

>Star freshman forward Collin Murray-Boyles was cleared to resume full practice on Wednesday, Nov. 29 after being sidelined since the start of the season (Nov. 1) with mononucleosis. The local product from AC Flora is expected to play a vital role for the Gamecocks this season when he returns to the court.

In 2022-23, Murray-Boyles played his senior year at Wasatch Academy (Mt. Pleasant, Utah), which is a part of the newly formed National Interscholastic Basketball Conference (NIBC), a league that features that top high school programs in the nation. He led the team averaging 15.0 points, 8.8 rebounds, 2.1 assists, 1.8 blocks and 1.0 steals per game. His 15.0 points per game were third in the NIBC and his 8.8 rebounds led the conference.

Murray-Boyles rose up the recruiting rankings after his standout season in Utah and was pegged a consensus four-star prospect ranked inside the top-100 players in the country. The Athletic has him slotted as the No. 13 freshmen you absolutely can't afford to miss and On3.com has him ranked the No. 6 impact freshmen in the SEC.

## WE ARE THE CHAMPIONS

>B.J. Mack scored 21 of his 27 points in the second half of a 75-68 victory over Grand Canyon in the Arizona Tip-Off Cactus Division Championship Game (Nov. 19). The grad transfer was 4-of-7 from downtown and 9-for-9 at the free throw line en route to tournament MVP honors. He was joined on the all-tournament team by Meechie Johnson. Jacobi Wright came through in the clutch again off the bench for the Gamecocks with 10 points, including pivotal baskets with 46 seconds and 2:01 remaining. After nine turnovers in the first half, Carolina committed just one giveaway the final 20 minutes at Desert Diamond Arena.

## MEECHIE WAS FEELIN' IT IN THE DESERT

>Meechie Johnson had his first 20-point outing of the season, helping lead the team to a 78-63 win over DePaul in the semifinals of the Arizona Tip-Off (Nov. 17). He had 18 of his 24 points in the first half and was also 7-of-10 from the floor in the game's

opening 20 minutes. Zachary Davis was the only other player in double figures for Carolina with 10 points off the bench, his second career game in double figures.

## BIG MACK ATTACK

>B.J. Mack had 17 points and matched a career high with 13 rebounds to lead the Gamecocks to a 10-point win over VMI (Nov. 13) in an unbracketed game, part of the Arizona Tip-Off. It was the big man's 8th career double-double. Ta'Lon Cooper had another seven assist, zero turnover night.

## TOTAL TEAM EFFORT

>Five players scored in double figures for South Carolina in a big, 79-77 win over Virginia Tech in the Hall of Fame Series in Charlotte on Nov. 10. B.J. Mack scored the game-winning bucket with 20 seconds to go. The hometown kid scored 15 of his 19 points in the second half, going 9-of-16. Myles Stute led the way 21 points thanks to 5-of-6 shooting from behind the arc. Jacobi Wright (12), Ta'Lon Cooper (12) and Meechie Johnson (11) also scored in double figures for Carolina who shot a sizzling 56.4 percent (31-of-55) from the floor. The Gamecocks were also 10-of-21 (47.6 percent) from behind the 3-point arc. Cooper had seven assists and zero turnovers in 31 minutes of action. It was head coach Lamont Paris' 100th career win as head coach.

## MAKING IT RAIN

>South Carolina started the season with an emphatic 82-53 victory over USC Upstate on Nov. 6. It was the largest margin of victory in a season-opening win since the team defeated Longwood, 82-44 (38 points), on Nov. 9, 2013. The Gamecocks shot 52.7 percent (29-of-55) from the field and 54.5 percent (12-of-22) from downtown. The team made double-digit 3s on seven occasions last season, posting a 5-2 record in those games. Ta'Lon Cooper and Meechie Johnson led all scorers with 15 each. B.J. Mack had 13 and Myles Stute had 10. Zachary Davis was a spark off the bench with a team-high eight rebounds and three steals.

## COMEBACK KIDS

>South Carolina erased a 17-point halftime deficit in a 60-57 charity exhibition win over Wofford on Nov. 1. After a rough first half shooting the ball, the Gamecocks shot 42.9 percent (12-of-28) and 44.4 percent (8-of-18) from behind the arc. B.J. Mack led all Carolina players with 14 points, adding seven rebounds and three steals. Myles Stute had a double-double with 11 points and 11 rebounds. Zachary Davis came off the bench and scored 13 points in 20 minutes. The team was +11 with him on the floor.

## PRESEASON TRIP TO THE COMMONWEALTH

> The team went on its first foreign tour since a 2016 trip to Costa Rica in August, spending five days at Atlantis in the Bahamas (Aug. 3-8). Carolina was one of a handful of teams in paradise (Texas A&M and LSU also there from the SEC) and played a pair of games in the same ballroom that host the Battle 4 Atlantis in November.

> In game one, the Gamecocks defeated Žalgiris-2 from Lithuania, 86-60. The team knocked down 16 3s and forced 22 turnovers (14 steals). Four

players scored in double figures led by Meechie Johnson with 20. He and Myles Stute each made four 3s. Ta'Lon Cooper and B.J. Mack each hit three 3s.

> In game two, dominated from start to finish in a 106-67 victory over Club Obras from Argentina. It was another outstanding shooting performance for South Carolina in the Imperial Ballroom, as the team knocked down 17s. Six different players hit multiple shots from behind the arc. Freshmen Collin-Murray Boyles and Arden Conyers scored in double figures as Murray-Boyles had 16 points on 7-of-7 shooting to led the team.

## NCAA ACTIVE ASSISTS LEADERS LIST

1. Isaiah Stevens (Colorado State) - 797
2. Sahvir Wheeler (Washington) - 794
3. Darius Brown II (Utah State) - 757
4. **Ta'Lon Cooper (South Carolina) - 708**
5. Tyler Kolek (Marquette) - 680
6. Xavier Johnson (Indiana) - 671
7. Tristen Newton (UConn) - 660
8. Pierre Crockrell II (UC Irvine) - 642
9. Braden Norris (Loyola Chicago) - 629
10. Ray J Dennis (Baylor) - 626
11. Dajuan Harris Jr. (Kansas) - 617
12. Caleb Fields (Arkansas State) - 615
13. Jamal Shead (Houston) - 598
14. Keishawn Davidson (Belmont) - 597
15. Boo Buie (Northwestern) - 577

\* rankings thru games played Feb. 12



Graduate transfer Ta'Lon Cooper has 71 career games with five or more assists on his resume. Ten of those have come this season. The Roebuck, S.C., native returns to his home state after stints at Morehead State (2019-22) and Minnesota (2022-23).

## KEY STAT

Lamont Paris' teams are 36-4 when scoring 80 or more points dating back to his first season as head coach at Chattanooga (2017-18). He's 5-0 at South Carolina when his team scores 80 or more.

## KenPom RUNDOWN

> By the end of the 2022-23 season, South Carolina was statistically one of the youngest teams in the nation. The Gamecocks finished the season with an average of 1.50 years of Division I experience, which ranked 269th nationally. This year, Carolina ranks 22nd in the country in the same category with an average of 2.84 years of Division I experience on the roster. That number is second in the SEC behind only Missouri (2.94 years).

> The Gamecocks are one of four teams in the SEC to rank in the top-60 in Adj. Efficiency on offense and defense: Auburn, Tennessee and Texas A&M are the other three schools in the top-60 in both categories.

> Thru 24 games, Carolina's 2-point FG percentage defense (45.6%) is 30th nationally. Last season the team ranked 320th (53.7 percent).

> The team's offensive rebound percentage of 33.8 is 43rd in the country (sixth in the SEC behind Florida, Texas A&M, Miss. State, Alabama, and Auburn).

> The Gamecocks' 46.6 effective FG percentage on defense is 33rd in the country compared to 52.6% last year, which ranked 290th, a 257-spot jump up the rankings.

> Carolina is No. 50 in adjusted efficiency rating on offense (114.2) compared to a No. 205 ranking last year (103.5).

> Overall, Carolina's KenPom ranking of 45th is a 176-spot jump from the team's final ranking of 221st last season. It's the biggest single-season rankings jump in the SEC by a wide margin. Georgia is second with an 70-spot jump from 154th to 84th.

> Ta'Lon Cooper's offensive rating of 133.0 (15.3% usage) is 13th in the country.

> Big man Josh Gray was third in offensive rebound percentage and 25th in defensive rebound percentage last season. He joined Erik Stevenson (21-22), Chris Silva (17-18, 18-19), Brenton Williams (13-14) and Devon Downey (09-10) as the only Gamecocks since 2009 to finish the season ranked within the top-five of one or more of the 18 KenPom individual player rankings.

## ORDER ON THE COURT

> The Honorable L. Casey Manning enters his 31st season as an analyst for men's basketball games on the Gamecock Radio Network. He joined the broadcast team for the 1993-94 season and worked alongside legendary South Carolina play-by-play man Bob Fulton. Manning has worked alongside current play-by-play man Derek Scott since 2016-17. The Gamecocks advanced to the school's first ever Final Four their first year working together. Manning, a Dillon, S.C. native, played for the Gamecocks from 1970-73 and made history as the first African-American scholarship player in program history. He graduated from the South Carolina School of Law in 1977 and has served as Circuit Court Judge for the Fifth Judicial Court since 1994. Manning retired on Dec. 31, 2022.

> On Dec. 8, 2022, at a retirement function at the USC Alumni Center, Manning received the Order of the Palmetto from Gov. Henry McMaster, the highest civilian honor granted in the state of South Carolina.

> Two streets were also named after him, one in downtown Columbia near the courthouse he worked in and the other in his hometown of Dillon, S.C.

> On May 7, 2022, Manning received an honorary doctor of laws degree from the Board of Trustees at commencement. It is the highest degree you can receive from the university.

> He joins Dave Kellum (34th season as Ole Miss ppx) as the only members of the 30-year club on radio broadcast in the SEC.

## BY THE NUMBERS

**430** - The Gamecocks four transfers (Clark, Cooper, Mack and Stute) have played a combined **430** games at the Division I level with 299 starts across the quartet of players.

**3rd** - The entire team's **480** combined Division I starts ranks **third** in the SEC behind only Mississippi State (514) and Texas A&M (502).

**43-3** - South Carolina's men's and women's teams have a combined **42-3** record (.935 win percentage), the best mark in college basketball.

**22nd** - South Carolina ranks **22nd** nationally in average Division I experience per KenPom at 2.84 years. The Gamecocks ranked 269th in the country last season in the same category at 1.5 years.

**1st** - The Gamecocks' scoring defense is **1st** in the SEC (17th nationally) at **64.0 ppg**, in front of Auburn (67.1 ppg) and Mississippi State (67.4 ppg).

**20** - Carolina has held **20** opponents to less than 70 points this season, which is T-3rd nationally and leads the SEC.

**9** - The Gamecocks have held **9** league opponents below 70 points, which leads the SEC in front of Texas A&M (7) and Auburn (6).

**62** - Carolina held Kentucky, the nation's top scoring offense at 91.6 points per game entering the matchup, to a season low 62 points on Jan. 23 in the team's 17-point win over the top-10 Cats.

**1997** - The Gamecocks picked up the program's first top-five road win since **1997** on Jan. 30 with a 63-59 victory over No. 5/5 Tennessee. The previous top-five road win was a 72-66 win at No. 3 Kentucky on March 2, 1997.

**59** - The **59** points by Tennessee on its home floor was a season-low for the Vols. It was also the first home loss of the season for UT, snapping a 13-game home winning streak.

**4** - Carolina is one of just **4** teams in the country with a top-five true road win this season (Arizona, Clemson and James Madison).

**16** - The Gamecocks are one of just **16** teams in the nation with multiple top-10 wins this season. Kentucky (2), Miss. State (2) and Texas A&M (2) are also on the list from the SEC.

**10** - Carolina has already had **10** single-digit turnover games this season. The 2007-08 team had 12 games with single-digit giveaways, the most by a Gamecock team since entering the SEC in 1991-92.

**4** - The Gamecocks have **4** SEC games with 20 or more assists. That is tied for the most in the league with Kentucky and Tennessee.

**16-0** - The Gamecocks are **16-0** when scoring 70 or more points this season.

**13-2** - Carolina is **13-2** in games decided by 10 or less points this season with the only losses at No. 24/20 Clemson and vs. Georgia on Jan. 16, both by five points.

**1-0** - The Gamecocks picked up the first overtime victory in SEC play under head coach Lamont Paris with the team's 71-69 win at Mizzou (Jan. 13). Carolina was 0-3 in SEC overtime games last season in Paris' first year.

**708** - Ta'Lon Cooper is **4th** on the NCAA active assists leaders list with **708** career helpers. He is one of just four players in NCAA Division I with 700 or more career assists.

**6th** - Cooper is **6th** in the country with a 3.62-to-1 assist to turnover rate (thru games played Feb. 4). He has three games with seven assists and zero turnovers in wins over Virginia Tech (Nov. 10), VMI (Nov. 13) and Vanderbilt (Feb. 10). Cooper had a season high eight assists (one turnover) in the team's blowout victory over George Washington (Dec. 1) and eight assists (two turnovers) in the team's win at Georgia (Feb. 3). He has 16 games this season with zero or one turnovers.

**3rd** - Cooper is **3rd** in the SEC with a **4.4** assist per game average.

**6.3** - Cooper averaged **6.3** assists per game at Minnesota last season, which was good for seventh in the nation.

**67.9%** - The Gamecocks return **67.9%** of the team's assists from last season, led by Meechie Johnson, who averaged 3.6 assists per game, which was good for 8th in the SEC.

**52.8%** - A total of 3,429 of the team's 6,500 total minutes from last season are back this year.

**50.3%** - 549 of the team's 1,091 rebounds are back led by Josh Gray, who averaged a career-best 6.3 rebounds per game in 2022-23.

**18** - The Gamecocks sunk a school record **18** 3s in a blowout win at home over George Washington (Dec. 1).

**8-2** - Carolina is **8-2** in games where Meechie Johnson scores 20 or more points. He scored 20 or more in wins at LSU, at Kentucky and vs. Western Kentucky during the 2022-23 season. He had 24 vs. DePaul (Nov. 17), a career-high 29 in the team's ACC/SEC Challenge win over Notre Dame (Nov. 28), 24 in the team's win over GW (Dec. 1), 26 at No. 24/20 Clemson (Dec. 6), 20 in a victory over Winthrop (Dec. 19) and 24 in a win over Miss. State (Jan. 6).

**11-3** - The Gamecocks are **11-3** under head coach Lamont Paris when the team makes 10 or more 3s. The three losses have all come on the road.

**11-4** - In games when South Carolina has single-digit turnovers under Paris, the

team is **11-4** the past two seasons. The Gamecocks three turnovers against GW (Dec. 1) were the team's fewest in a game since having one vs. Tulane on Feb. 11, 1985. Carolina has had 10 games this season with single-digit TOs (7-3 record).

**8-0** - The Gamecocks are **8-0** under Paris when holding opponents to 60 points or less the last two seasons. Carolina held USC Upstate to 59 on Nov. 6, Notre Dame to 53 on Nov. 28, Elon to 43 (season-low and lowest in Paris era at SC) on Dec. 22 and #5 Tennessee to 59 (season-low for Vols) on Jan. 30 in Knoxville.

**.691** - Paris spent five seasons as head coach at Chattanooga from 2017-22. He led the team to a 65-29 record (**.691**) in his last three seasons and a berth in the 2022 NCAA Tournament after winning the SoCon Tournament Championship.

**12** - Paris was an assistant for 17 seasons prior to becoming a head coach in 2017-18. He was a part of **12 NCAA Tournament appearances** (Division I and II) as an assistant, including a pair of Final Fours at Wisconsin in 2014 and 2015.

**17** - In 22 seasons as a head or assistant coach in college, Paris has been a part of **17 teams that have won 20-or-more games** in a season.



Collin-Murray Boyles was named SEC Freshman of the Week on Feb. 12 after scoring a career-high 31 points in a recent win over Vanderbilt. Over his last three games, CMB is averaging 21.0 ppg and shooting the ball at a 78.4 percent clip (29-of-37 FGs).



After losing 21 games last season, the Gamecocks have 21 wins now. South Carolina and Missouri (last season) are the only teams in the SEC the last 25 seasons to lose 21 or more games then win 21 or more games the following season.



# ROSTER BREAKDOWN

## Returning Letterwinners (6)

- #1 Jacobi Wright
- #5 Meechie Johnson
- #12 Zachary Davis
- #14 Eli Sparkman
- #31 Benjamin Bosmans-Verdonk
- #33 Josh Gray

## Guards (11)

- #0 Ebrima Dibba
- #1 Jacobi Wright
- #5 Meechie Johnson
- #10 Myles Stute
- #12 Zachary Davis
- #13 Austin Herro
- #14 Eli Sparkman
- #15 Morris Ugusuk
- #20 Danny Grajzl
- #21 Arden Conyers
- #55 Ta'Lon Cooper

## Forwards (5)

- #2 B.J. Mack
- #4 Stephen Clark
- #30 Collin Murray-Boyles
- #31 Benjamin Bosmans-Verdonk
- #33 Josh Gray

## By Height

- #14 Eli Sparkman (6-0)
- #20 Danny Grajzl (6-0)
- #13 Austin Herro (6-1)
- #5 Meechie Johnson (6-2)
- #1 Jacobi Wright (6-2)
- #55 Ta'Lon Cooper (6-4)
- #15 Morris Ugusuk (6-4)
- #0 Ebrima Dibba (6-5)
- #10 Myles Stute (6-6)
- #12 Zachary Davis (6-7)
- #21 Arden Conyers (6-7)
- #30 Collin-Murray Boyles (6-7)
- #4 Stephen Clark (6-8)
- #2 B.J. Mack (6-8)
- #31 Benjamin Bosmans-Verdonk (6-9)
- #33 Josh Gray (7-0)

# 2023-24 SOUTH CAROLINA MEN'S BASKETBALL ROSTER

## Alphabetical Roster

No.	Name	Pos.	Ht.	Wt.	Cl.	Exp.	Hometown // Last School
31	Benjamin Bosmans-Verdonk	F	6-9	238	RSR	1L	Lommel, Belgium // Illinois
4	Stephen Clark	F	6-8	208	GR	TR	Charlotte, N.C. // The Citadel
21	Arden Conyers	G	6-7	204	FR	HS	Columbia, S.C. // Westwood (Blythewood, S.C.)
55	Ta'Lon Cooper	G	6-4	200	GR	TR	Roebuck, S.C. // Minnesota
12	Zachary Davis	G	6-7	194	SO	1L	Orangeburg, S.C. // Denmark-Olar
0	Ebrima Dibba	G	6-5	214	RSR	TR	Bredäng, Sweden // Coastal Carolina
20	Danny Grajzl	G	6-0	175	FR	HS	Cleveland, Ohio // Hawken School (Gates Mills, Ohio)
33	Josh Gray	F	7-0	265	SR	3L	Brooklyn, N.Y. // LSU
13	Austin Herro	G	6-1	174	FR	HS	Milwaukee, Wisc. // Whitnall (Greenfield, Wisc.)
5	Meechie Johnson	G	6-2	184	JR	1L	Cleveland, Ohio // Ohio State
2	B.J. Mack	F	6-8	260	GR	TR	Charlotte, N.C. // Wofford
30	Collin Murray-Boyles	F	6-7	231	FR	HS	Columbia, S.C. // Wasatch Academy (Mt Pleasant, Utah)
14	Eli Sparkman	G	6-0	160	SO	1L	Cleveland, Tenn. // Baylor School (Chattanooga, Tenn.)
10	Myles Stute	G	6-6	209	JR	TR	Washington, D.C. // Vanderbilt
15	Morris Ugusuk	G	6-4	160	FR	HS	Helsinki, Finland // Omnia Basketball Academy (Finland)
1	Jacobi Wright	G	6-2	182	JR	2L	Fort Mill, S.C. // Legacy Early College

## Numerical Roster

No.	Name	Pos.	Ht.	Wt.	Cl.	Exp.	Hometown // Last School
0	Ebrima Dibba	G	6-5	214	RSR	TR	Bredäng, Sweden // Coastal Carolina
1	Jacobi Wright	G	6-2	182	JR	2L	Fort Mill, S.C. // Legacy Early College
2	B.J. Mack	F	6-8	260	GR	TR	Charlotte, N.C. // Wofford
4	Stephen Clark	F	6-8	208	GR	TR	Charlotte, N.C. // The Citadel
5	Meechie Johnson	G	6-2	184	JR	1L	Cleveland, Ohio // Ohio State
10	Myles Stute	G	6-6	209	JR	TR	Washington, D.C. // Vanderbilt
12	Zachary Davis	G	6-7	194	SO	1L	Orangeburg, S.C. // Denmark-Olar
13	Austin Herro	G	6-1	174	FR	HS	Milwaukee, Wisc. // Whitnall (Greenfield, Wisc.)
14	Eli Sparkman	G	6-0	160	SO	1L	Cleveland, Tenn. // Baylor School (Chattanooga, Tenn.)
15	Morris Ugusuk	G	6-4	160	FR	HS	Helsinki, Finland // Omnia Basketball Academy (Finland)
20	Danny Grajzl	G	6-0	175	FR	HS	Cleveland, Ohio // Hawken School (Gates Mills, Ohio)
21	Arden Conyers	G	6-7	204	FR	HS	Columbia, S.C. // Westwood (Blythewood, S.C.)
30	Collin Murray-Boyles	F	6-7	231	FR	HS	Columbia, S.C. // Wasatch Academy (Mt Pleasant, Utah)
31	Benjamin Bosmans-Verdonk	F	6-9	238	RSR	1L	Lommel, Belgium // Illinois
33	Josh Gray	F	7-0	265	SR	3L	Brooklyn, N.Y. // LSU
55	Ta'Lon Cooper	G	6-4	200	GR	TR	Roebuck, S.C. // Minnesota

**Head Coach:** Lamont Paris (Wooster, '96 ; Indiana State '00)

**Assistant Coach:** Tim Buckley (Bemidji State, '88)

**Assistant Coach:** Tanner Bronson (Wisconsin, '08)

**Assistant Coach:** Eddie Shannon (Florida, '99)

**Special Assistant to the Head Coach:** Carey Rich (South Carolina, '95)

**Director of Player Development:** David McKinley (Ohio, '13)

**Director of Basketball Operations:** Colby Arendale (Chattanooga, '18)

**Director of Video Services:** Roman DiPasquale (Wisconsin, '11)

**Strength & Conditioning Coach:** Scott Greenawalt (Muskingum College, '98)

**Athletic Trainer:** Mark Rodger (Buffalo, '01)

**Associate Director of Athletics Communications and Public Relations:** Michael DeBates (Iowa State, '14)

## TOP RETURNING

Scorer.....	Johnson, 12.7 ppg
Rebounder.....	Gray, 6.3 rpg
Assist Maker.....	Johnson, 3.6 apg
FG Shooter *.....	Gray, 51.4%
3-Point FG Shooter \$.....	Wright, 35.0%
FT Shooter \$.....	Johnson, 76.3%
Shot Blocker.....	Gray, 0.8 bpg
Steal Maker.....	Johnson, 0.7 spg

\* at least 75 attempts

\$ at least 20 attempts

## PRONUNCIATION GUIDE

Benjamin **BOSE**-mans-ver-**DONK**

**TUH**-lon Cooper

Ee-**BRIME**-uh **DIB**-ah

Danny **GRAZ**-al

Myles **STEW**-tee

Morris **OO-GAH**-suk



## HEAD COACH LAMONT PARIS

HEAD COACH | SEVENTH SEASON OVERALL | 119-96 (.553) | SECOND SEASON AT SOUTH CAROLINA | 32-24 (.571)

### THE PARIS FILE

#### COACHING

##### Experience

27th year

##### College Head Coach Experience

7th season

##### Hire Date At Carolina

Thursday, March 24, 2022

#### PERSONAL

##### Hometown

Findlay, Ohio

##### Alma Mater

Wooster, 1996 (Bachelors - Economics)  
Indiana State, 2000 (Masters - Rec. & Sport Mgmt.)

#### COACHING RESUME

##### College Assistant Coach

Wooster, 1997-98

DePauw, 1998-99

IUP, 2000-04

Akron, 2004-10

Wisconsin, 2010-17

##### College Head Coach

Chattanooga, 2017-22

South Carolina, 2022-present

Lamont Paris, who has been a part of nine NCAA Division I Tournaments and 17 twenty-win seasons as a college head and assistant coach, was named the University of South Carolina's 33rd head coach by Director of Athletics Ray Tanner on Thursday, March 24, 2022.

Paris, 47, is the first African-American head coach in the history of the Gamecock men's basketball program.

In his first season (2022-23), South Carolina had an overhauled roster with eight new players, including just 14.9 percent of the team's scoring and 18.4 percent of the minutes played returning from the season prior. The Gamecocks defeated Clemson at home, 60-58, for the first time since Dec. 19, 2014. Chico Carter Jr. hit the game-winning bucket with 0.9 seconds remaining. Paris became the first Gamecock head coach since Dave Odom in 2001 to defeat the in-state Tigers in his first season. The conference slate was highlighted by road wins at Kentucky, at Ole Miss and at LSU. The Gamecocks wire-to-wire victory at Rupp Arena on Jan. 10 was the team's first there since 2009 and just the program's third all-time win in Lexington since joining the SEC (1992). Ohio State transfer Meechie Johnson made six 3s and scored a career-high 26 points to lead the Gamecocks. Paris joined Eddie Fogler (1997) and Darrin Horn (2009) as the only Gamecock head coaches all-time to win in the historic building. Carolina nearly knocked off SEC Champion and No. 2/2 Alabama at home but fell in overtime, 78-76, thanks to a late bucket from SEC Player of the Year Brandon Miller.

Several players had their most productive seasons to date under Paris and his staff in year one in Columbia. Sophomore Jacobi Wright averaged 7.3 points, 2.1 rebounds and 1.8 assists per game. He had a career-best six games in double figures in SEC play. Josh Gray led the team in rebounding, averaging 6.3 per game and 7.9 rebounds per contest in league action. He had a career-best eight games with 10 or more rebounds, seven of which came in SEC action. Gray also had the best game of his career with 20 points and 14 rebounds vs. Arkansas. Johnson averaged 12.7 points (second on team) and 3.6 assists per contest (eighth in the SEC). He led the team with 70 makes from behind the arc and was one of just eight players in the SEC to make 70 or more 3s.

The staff made early in-roads recruiting over the summer in 2022 with local product Gregory "GG" Jackson II reclassifying and enrolling early. The consensus top player in the 2023 class, Jackson was the highest rated signee in program history (recruit rankings started in early 2000s) and joined PJ Dozier (2015-17) as the only five-star Gamecock freshmen. Jackson would go on to earn All-SEC Freshman honors while leading the team in scoring at 15.4 points per game. He had 11 20-point games, the most by a Carolina freshman since

joining the SEC in 1991-92. Jackson would go on to be selected 45th overall by the Memphis Grizzlies in the 2023 NBA Draft. He became the first NBA Draft pick for the program since All-American Sindarius Thornwell in 2017.

Paris came to Carolina after five seasons as the head coach at University of Tennessee at Chattanooga, coaching the Mocs to an 87-72 overall record (.547), including a 65-29 mark his last three seasons.

In his final year, he led the Mocs to their first Southern Conference title and NCAA berth since 2016. Chattanooga finished the season with a 27-8 mark. He was one of 20 finalists for the Hugh Durham Award, given by Collegeninsider.com to the top Division I mid-major coach in college basketball. The Mocs' NCAA NET ranking improved in each of his seasons at Chattanooga, finishing with a 63 ranking this season.

In his 17 seasons as a collegiate assistant coach prior to becoming head coach at Chattanooga, teams associated with Paris were 497-217 (.696) with five conference titles and 12 NCAA Tournament appearances (Division I and II), reaching two Final Fours.

Paris spent seven seasons as an assistant at Wisconsin from 2010-17 working for Bo Ryan and Greg Gard. The Badgers went to the NCAA Tournament every year with four Sweet 16 appearances and back-to-back trips to the Final Four in 2014 and 2015. Wisconsin played for the National Championship in 2015 after going 36-4 and winning both the Big Ten regular season and tournament titles. The Badgers took down No. 1 overall seed Kentucky in the National Semifinal, ending the Wildcats' previously undefeated season.



### PARIS' CAREER RECORD, YEAR-BY-YEAR

SEASON	RECORD	CONFERENCE (FINISH)	POSTSEASON
2017-18 (CHATT)	10-23	3-15 (10th)	-
2018-19 (CHATT)	12-20	7-11 (5th)	-
2019-20 (CHATT)	20-13	10-8 (T-5th)	-
2020-21 (CHATT)	18-7	9-7 (4th)	-
2021-22 (CHATT)	27-8	14-4 (1st)	0-1 ; NCAA First Round
2022-23 (SC)	11-21	4-14 (12th)	-
2023-24 (SC)	20-3	9-2	-
<b>Totals</b>	<b>119-96 (.553)</b>	<b>56-61 (.479)</b>	<b>0-1 (.000) • 1 NCAA</b>

# THE LP QUARTER-ZIP - IT'S A WAY OF LIFE

The quarter-zip has been a featured staple of head coach Lamont Paris' wardrobe since he arrived on campus in late March of 2022. Gamecock fans across the country began to quickly realize through various posts on social media and appearances made by Paris throughout the community how important this article of clothing was to him. His commitment to wearing the 1/4 zip in any and all situations with weather playing zero factor also became very apparent. If it's 95 degrees with 100 percent humidity in the heart of July in famously hot Columbia, the chances of seeing Paris in a 1/4 zip are in the 99th percentile.

The Q-zip, as its affectionally become known by South Carolina fans far and wide, is a popular choice for fall and winter weather. It's versatile and dynamic. It's light and comfortable enough to be worn indoors, but it also is thick and durable enough to layer up when a jacket is too heavy for full comfort. Every quarter-zip is different with different features like zippered pockets for added storage. You have a number of different options to style it by simply just adjusting the zipper height.

A 1/4 zip camera has been added to all home games at CLA this season in honor of Paris' fashion icon status amongst the Gamecock faithful.

To the right is a breakdown of his record during the 2023-24 season in each 1/4 zip he has worn on the sidelines. Zip through it quickly and enjoy.



BLACK WITH GAMECOCK MEN'S BASKETBALL  
WORDMARK: 7-3



WHITE WITH GRAY RIBBED SLEEVES: 3-0



CHARCOAL WITH BLACK ACCENTS & BLOCK C: 2-0



BLACK WITH BLOCK C: 1-0



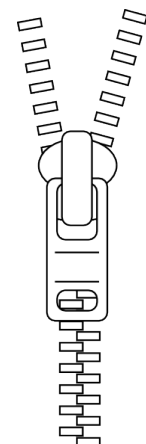
BLACK WITH STACKED BLOCK C: 6-0



BLACK WITH BLOCK C & CVC PATCH: 1-0



WHITE WITH BLOCK C: 1-0



# GAMECOCK SUPERLATIVES UNDER PARIS (FIRST SEASON WAS 2022-23)

## Most Field Goals Made

1. 33, George Washington, Dec. 1, 2023
2. 31, vs. Virginia Tech, Nov. 10, 2023
- T3. 30, vs. Vanderbilt, Feb. 10, 2024
- T3. 30, Florida A&M, Dec. 30, 2023
- T3. 30, #2/2 Alabama, Feb. 22, 2023

## Most Field Goals Attempted

1. 72, at Vanderbilt, Jan. 5, 2023
2. 71, VMI, Nov. 13, 2023
- T3. 68, Winthrop, Dec. 19, 2023
- T3. 68, at Georgia, Jan. 28, 2023
5. 66, George Washington, Dec. 1, 2023

## Highest Field Goal Percent

1. 56.4 percent (31-55), vs. Virginia Tech, Nov. 10, 2023
2. 54.0 percent (27-50), vs. Grand Canyon, Nov. 19, 2023
3. 52.7 percent (29-55), USC Upstate, Nov. 6, 2023
4. 52.0 percent (26-50), at Missouri, Feb. 7, 2023
5. 51.9 percent (28-54), at Arkansas, Jan. 20, 2024

## Lowest Field Goal Percent

1. 25.0 percent (12-48), #8/9 Tennessee, Jan. 7, 2023
2. 30.9 percent (17-55), at Alabama, Jan. 9, 2024
3. 31.1 percent (19-61), vs. Colorado State, Nov. 17, 2022
4. 32.3 percent (21-65), at George Washington, Nov. 30, 2022
5. 34.0 percent (18-53), Miss. State, Jan. 31, 2023

## Most 3-Point Field Goals Made

1. 18, George Washington, Dec. 1, 2023
2. 15, at LSU, Feb. 18, 2023
3. 13, at Georgia, Jan. 28, 2023
4. 12, USC Upstate, Nov. 6, 2023
5. 11, vs. Kentucky, Jan. 23, 2024

## Most 3-Point Field Goals Attempted

1. 35, George Washington, Dec. 1, 2023
2. 32, at LSU, Feb. 18, 2023
- T3. 31, at Georgia, Jan. 28, 2023
- T3. 31, at Georgetown, Dec. 3, 2022
- T5. 30, Elon, Dec. 22, 2023
- T5. 30, at #24/20 Clemson, Dec. 6, 2023

## Highest 3-Point Field Goal Percentage (min. 10 attempts)

1. 55.0 (11-20), at Kentucky, Jan. 10, 2023
2. 54.5 (12-22), USC Upstate, Nov. 6, 2023
3. 51.4 (18-35), George Washington, Dec. 1, 2023
4. 50.0 (9-18), at Arkansas, Jan. 20, 2024
5. 47.6 (10-21), vs. Virginia Tech, Nov. 10, 2024

## Most Free Throws Made

1. 22, Florida A&M, Dec. 30, 2023
2. 21, SC State, Nov. 8, 2022
- T3. 20, Notre Dame, Nov. 28, 2023
- T3. 20, vs. DePaul, Nov. 17, 2023
- T5. 19, Georgia, March 4, 2023
- T5. 19, #16/17 Auburn, Jan. 21, 2023

## Most Free Throws Attempted

1. 34, vs. DePaul, Nov. 17, 2023
2. 32, vs. Georgia, Jan. 16, 2024
3. 31, Georgia, March 4, 2023
4. 30, SC State, Nov. 8, 2022
5. 28, Florida A&M, Dec. 30, 2023

## Highest Free Throw Percentage (min. 10 attempts)

1. 100 percent (12-12), Winthrop, Dec. 19, 2023
2. 94.4 percent (17-18), at LSU, Feb. 18, 2023
3. 93.3 percent (14-15), #8/9 Tennessee, Jan. 7, 2023
4. 88.9 percent (16-18), at Missouri, Jan. 13, 2024
5. 87.5 percent (14-16), vs. Grand Canyon, Nov. 19, 2023

## Most Offensive Rebounds

1. 21, VMI, Nov. 13, 2023
2. 19, Clemson, Nov. 11, 2022
- T3. 18, Winthrop, Dec. 19, 2023
- T3. 18, Eastern Michigan, Dec. 30, 2022
- T5. 17, Elon, Dec. 22, 2023
- T5. 17, at Georgia, Jan. 28, 2023
- T5. 17, WKU, Dec. 22, 2022

## Most Defensive Rebounds

1. 38, at Vanderbilt, Jan. 5, 2022
2. 35, USC Upstate, Nov. 6, 2023
3. 34, WKU, Dec. 22, 2022
4. 33, at Florida, Jan. 25, 2023
5. 31, Clemson, Nov. 11, 2022 & at Arkansas, Jan. 20, 2024

## Most Total Rebounds

1. 51, WKU, Dec. 22, 2022
2. 50, Clemson, Nov. 11, 2022
3. 46, Eastern Michigan, Dec. 30, 2022
- T4. 45, USC Upstate, Nov. 6, 2023
- T4. 45, at Florida, Jan. 25, 2023

## Most Personal Fouls

1. 25, at Vanderbilt, Jan. 5, 2022
- T2. 24, vs. Georgia, Jan. 16, 2024
- T2. 24, vs. Grand Canyon, Nov. 19, 2023
- T2. 24, vs. DePaul, Nov. 17, 2023
5. 23, #16/17 Auburn, Jan. 21, 2023

## Most Points

1. 94, Florida A&M, Dec. 30, 2023
2. 89, George Washington, Dec. 1, 2023
- T3. 82, USC Upstate, Nov. 6, 2023
- T3. 82, at LSU, Feb. 18, 2023
5. 80, SC State, Nov. 8, 2022

## Fewest Points

1. 42, #8/9 Tennessee, Jan. 7, 2023
2. 45, at #11/13 Tennessee, Feb. 25, 2023
3. 47, at Alabama, Jan. 9, 2024
4. 51, Miss. State, Jan. 31, 2023
- T5. 53, Texas A&M, Jan. 14, 2023
- T5. 53, vs. Colorado State, Nov. 17, 2022

## Most Assists

1. 25, at Georgia, Feb. 3, 2024
- T2. 21, vs. Vanderbilt, Feb. 10, 2024
- T2. 21, vs. Florida A&M, Dec. 30, 2023
- T3. 20, vs. Kentucky, Jan. 23, 2024
- T4. 20, at Arkansas, Jan. 20, 2024

## Fewest Turnovers

1. 3, George Washington, Dec. 1, 2023
- T2. 6, Charleston Southern, Dec. 16, 2023
- T2. 6, Presbyterian, Dec. 11, 2022
4. 7, Vanderbilt, Feb. 10, 2024
- T5. 8, at #24/20 Clemson, Dec. 6, 2023
- T5. 8, Notre Dame, Nov. 28, 2023

## Most Turnovers

1. 19, Clemson, Nov. 11, 2022
- T2. 18, Miss. State, Jan. 31, 2023
- T2. 18, at Georgia, Jan. 28, 2023
- T2. 18, #8/9 Tennessee, Jan. 7, 2023
- T5. 17, at Alabama, Jan. 9, 2024
- T5. 17, vs. DePaul, Nov. 17, 2023
- T5. 17, vs. Furman, Nov. 20, 2022

## Most Blocks

1. 8, vs. Georgia, Jan. 16, 2024
2. 7, vs. Davidson, Nov. 18, 2022
- T3. 6, vs. Kentucky, Jan. 23, 2024
- T3. 6, George Washington, Dec. 1, 2023
- T3. 6, Georgia, March 4, 2023
- T4. 5, Miss. State, Jan. 6, 2024
- T4. 5, Florida A&M, Dec. 30, 2023
- T4. 5, Winthrop, Dec. 19, 2023

## Most Steals

1. 10, #8/9 Tennessee, Jan. 7, 2023
2. 9, vs. ECU, Dec. 17, 2022
- T3. 8, vs. Missouri, Jan. 27, 2024
- T3. 8, at Alabama, Jan. 9, 2024
- T3. 8, vs. Virginia Tech, Nov. 10, 2023
- T3. 8, Miss. State, Jan. 31, 2023

## Most Points By Opponent

1. 94, Texas A&M, Jan. 14, 2023
- T2. 85, at #11/13 Tennessee, Feb. 25, 2023
- T2. 85, #8/9 Tennessee, Jan. 7, 2023
- T2. 85, Colorado State, Nov. 17, 2022
- T5. 84, at Vanderbilt, Jan. 5, 2023
- T5. 84, at UAB, Dec. 14, 2022

## Fewest Points By Opponent

1. 43, Elon, Dec. 22, 2023
- T2. 53, Notre Dame, Nov. 28, 2023
- T2. 53, USC Upstate, Nov. 25, 2022
4. 57, Presbyterian, Dec. 11, 2022
5. 58, WKU, Dec. 22, 2022

## Most Field Goals Made By Opponent

1. 36, at #11/13 Tennessee, Feb. 25, 2023
- T2. 35, #8/9 Tennessee, Jan. 7, 2023
- T2. 35, Colorado State, Nov. 17, 2022
4. 34, Texas A&M, Jan. 14, 2023
5. 31, at Florida, Jan. 25, 2023

## Fewest Field Goals Made By Opponent

- T1. 16, Elon, Dec. 22, 2023
- T1. 16, Winthrop, Dec. 19, 2023
3. 17, Notre Dame, Nov. 28, 2023
- T4. 20, vs. Grand Canyon, Nov. 19, 2023
- T4. 20, at Ole Miss, Feb. 11, 2023
- T4. 20, WKU, Dec. 22, 2022

## Highest Opponent Field Goal Percent By Opponent

1. 58.3 (35-60), Colorado State, Nov. 17, 2022
2. 58.1 (36-62), at #11/13 Tennessee, Feb. 25, 2023
3. 54.8 (34-62), Texas A&M, Jan. 14, 2023
4. 52.9 (27-51), Miss. State, Jan. 31, 2023
5. 52.2 (24-46), Presbyterian, Dec. 11, 2022

## Lowest Opponent Field Goal Percent By Opponent

1. 32.0 percent (16-50), Elon, Dec. 22, 2023
2. 32.7 percent (17-52), Notre Dame, Nov. 28, 2023
3. 34.0 percent (16-57), Winthrop, Dec. 19, 2023
4. 35.6 percent (21-59), USC Upstate, Nov. 6, 2023
5. 36.4 percent (20-55), WKU, Dec. 22, 2022

## Most Rebounds By Opponent

- T1. 48, Vanderbilt, Feb. 14, 2023
- T1. 48, Texas A&M, Jan. 14, 2023
- T1. 48, #8/9 Tennessee, Jan. 7, 2023
4. 45, vs. Georgia, Jan. 16, 2024
5. 44, at Vanderbilt, Jan. 5, 2023


## Fewest Rebounds By Opponent

1. 23, vs. Virginia Tech, Nov. 10, 2023
- T2. 25, Georgia, March 4, 2023
- T2. 25, Presbyterian, Dec. 11, 2022
- T4. 26, Vanderbilt, Feb. 10, 2024
- T4. 26, Miss. State, Jan. 6, 2024
- T4. 26, Charleston Southern, Dec. 16, 2023

## Most Turnovers By Opponent

- T1. 16, VMI, Nov. 13, 2023
- T1. 16, Miss. State, Jan. 31, 2023
- T3. 15, at Alabama, Jan. 9, 2024
- T3. 15, Elon, Dec. 22, 2023
- T5. 14, Winthrop, Dec. 19, 2023
- T5. 14, #8/9 Tennessee, Jan. 7, 2023
- T5. 14, at Vanderbilt, Jan. 5, 2023

# GAMECOCK BASKETBALL ASSISTANT COACHES & SUPPORT STAFF




## > **Tanner Bronson, Assistant Coach (Wisconsin, '08)**

- Served in same capacity at Chattanooga for five seasons (2017-22) under Paris
- Was assistant at St. Louis (2012-16) prior to joining the Mocs ; team won 103 games in his five seasons there and made three NCAA appearances, winning a game each time
- Went from manager, to walk-on to scholarship player at Wisconsin under Bo Ryan ; was on four NCAA teams (Elite Eight in 05' and Sweet Sixteen in 08')



## > **Tim Buckley, Assistant Coach (Bemidji State, '88)**

- Second season at Carolina and was previously at UNLV (2019-22) ; also was scout with the Minnesota Timberwolves (2017-19)
- Was on staff for the entire Tom Crean tenure at Indiana where he was a part of two Big Ten titles (2013, 2016), four NCAA Appearances, including three trips to the Sweet Sixteen ; the Hoosiers went 138-69 (.667) the last six seasons he was there
- Has had two stints as a head coach at Ball State (2000-06) and Rockford (1989-93)




## > **Eddie Shannon, Assistant Coach (Florida, '99)**

- Second season at Carolina ; spent three seasons at Chattanooga (2019-22) under Paris ; also was assistant at Canisius (2017-19)
- Played professionally overseas for 10 seasons with stops in Italy, France, Russia, Sweden, Croatia, Latvia, Greece, Australia, and Cyprus
- Four-year starter at Florida (1995-99), helping usher in the Billy Donovan era in Gainesville ; scored 1,168 career points and left as the career leader in steals (204) ; only player in school history with 200+ steals and he was also second in assists (493)



## > **David McKinley, Assistant Coach (Ohio, '13)**

- Second season at Carolina ; was on Paris' staff at Chattanooga for five seasons (2017-22) in variety of roles
- Served as Director of Player Development in first season at Carolina (2022-23) ; was assistant coach for the Mocs for three seasons (2019-22)
- Played collegiately at Ohio University where he was a four-year letterwinner from 2010-13 ; team captain his last two years and member of Bobcat team that won school record 29 games and advanced to the Sweet Sixteen




## > **Colby Arendale, Director of Operations (Chattanooga, '18)**

- Second season at Carolina ; served in the same capacity at Chattanooga under Paris for the past three seasons (2019-22)
- Was a student manager in 2017-18 and then a graduate manager for the Mocs from 2018-19
- Recently completed his MBA



## > **Carey Rich, Special Assistant to the Head Coach (South Carolina, '95)**

- First official hire of the Paris era at South Carolina ; enters his second season with the team
- Served seven years as superintendent with the City of Columbia's Parks and Recreation Department
- Played one season at Western Carolina before returning home to finish his career with the Gamecocks (1993-95) ; scored 784 career points in Garnet & Black and dished out 340 assists in 79 games ; his 4.30 assists per game average is sixth all-time at Carolina



## > **Roman DiPasquale, Director of Video Services (Wisconsin, '11)**

- Second season at South Carolina ; was on the Chattanooga staff all five seasons (2017-22) under Paris serving in a variety of roles
- Worked as the video coordinator at Stanford (2014-16)
- Also has stints in the NBA with Portland (2013-14) and Philadelphia (2011-12) ; was a student manager at Wisconsin




## > **Scott Greenawalt, Strength & Conditioning Coach (Muskingum College, '98)**

- Enters his 12th season with men's basketball program in 2023-24 ; worked with men's and women's basketball at Kansas State from 2006-12 before coming to South Carolina with head coach Frank Martin
- Was a part of the staff for the best season in school history which culminated with a trip to the 2017 Final Four
- Worked at Cincinnati for eight years prior to his time in Manhattan ; was an all-conference linebacker in in for Muskingum College



**Mark Rodger**  
Athletic Trainer



**Jack Samonsky**  
Graduate Assistant



**Tada Stricklen**  
Graduate Assistant



**Michael DeBates**  
Associate Director  
Communications  
& Public Relations



**Sam Straker**  
Creative Media  
Producer



**Jeremy Ford**  
Sports Dietician



**Charles Waddell**  
Special Assistant  
to the AD // Sport  
Admin



# COLONIAL LIFE ARENA

HOME OF GAMECOCK BASKETBALL [COLONIAL LIFE ARENA RECORD: 243-115 (.679)]

## FUN FACTS ABOUT COLONIAL LIFE ARENA

- > 16,880 cubic yards of earth moved, which is enough to fill 222 swimming pools
- > 3,848 tons of steel, which would weigh equal to 96,200 quarters, which would equal \$24,050
- > 125 miles of cable, which would stretch between Columbia and Folly Beach
- > 1,872 tons of cooling, which would cool an average of 12 grocery stores
- > 205,384 bricks and 60,137 concrete blocks, which would stretch the entire length of Lake Murray (41 miles)
- > 8,750 gallons of paint, which would paint approximately 115 average Columbia 2-story houses
- > 4,781 square yards of carpet, which would carpet approximately the field at Williams-Brice Stadium
- > 443 people working on building the arena at a given time, which would staff 44 fast food restaurants
- > 1,158,000 man-hours to complete Colonial Life Arena, which would equal two working hours from each person living in the Columbia Metro area



CHRIS SILVA THROWS IN A SILVA SLAM FOR TWO OF HIS 27 POINTS THAT LED THE GAMECOCKS TO VICTORY VS. NO. 18 KENTUCKY, 76-68, ON JAN. 16, 2018. CAROLINA TRAILED BY AS MANY AS 14 POINTS IN THE SECOND HALF.

## KEY ARENA DATES/ MEMORABLE MOMENTS

- > April 2001 - Construction begins
- > Nov. 24, 2002 - Carolina defeats ETSU, 71-66, in its first contest in the building
- > Jan. 8, 2003 - The Gamecocks post a 55-49 win in the first SEC contest at the building over Ole Miss.
- > March 15, 2006 - Carolina defeats Western Kentucky, 74-55, in the first round of the Postseason NIT. The Gamecocks would go on to win their second straight NIT Championship later that month.
- > Jan. 21, 2009 - Zam Fredrick scores on a last second lay-in to propel the Gamecocks past Florida, 70-69, at the buzzer. Carolina would go on to capture the 2009 SEC Eastern Division Co-Championship.
- > Jan. 26, 2010 - Led by heralded senior Devan Downey, Carolina posted its first win over a No. 1 ranked opponent (AP poll) in school history when it defeated top-ranked Kentucky, 68-62.
- > Feb. 7, 2017 - The Gamecocks would battle Alabama into a four-overtime contest, with the Crimson Tide eventually closing the 90-86 win. Senior guard Sindarius Thornwell scored 44 points and pulled down 21 rebounds in the game. Carolina would go on to its first Final Four in program history later that season.

> Nov. 15, 2019 - Carolina captures its 200th victory at Colonial Life Arena with a 90-63 win over Cleveland State.

> Jan. 23, 2024 - The Gamecocks dominated No. 6/6 Kentucky, 79-62. It was the program's highest margin of victory ever over a top-10 team ever.



DEVAN DOWNEY VS. KENTUCKY, JAN. 26, 2010 - HE SCORED 30 POINTS AS CAROLINA BEAT THE TOP-RANKED WILDCATS, 68-62.



TA'LON COOPER TIED A CAREER-HIGH WITH 20 POINTS IN A 79-62 ROUT OVER NO. 6/6 KENTUCKY ON JAN. 23, 2024. CAROLINA HELD THE NATION'S BEST SCORING OFFENSE TO A SEASON-LOW IN POINTS.

# 2023-24 GAMECOCK SUPERLATIVES

## GAMECOCKS' RECORD WHEN ...

At home	13-1
On the road	5-2
At neutral sites	3-0
In overtime	1-0
vs. Top 25 team	2-1
vs. Top 10 team	1-0
vs. Top 5 team	1-0
Leading at half	18-2
Trailing at half	3-1
Tied at half	-
Shooting 50% or better	7-0
Shooting between 39-49.9%	12-0
Shooting less than 39%	3-2
Opp. shooting 50% or better	2-0
Opp. shooting between 39-49.9%	12-3
Opp. shooting less than 39%	6-1
Shooting better than opp.	14-1
Shooting worse than opp.	7-2
Starters out-score opp. starter	13-1
Opp. starters score/equal more	8-2
Bench out-scores opp. bench	15-1
Opp. bench scores/equals more	6-2
Having more FTs than opp.	15-1
Having equal/less FTs than opp.	6-2
Have more TOs than opp.	11-2
Having equal/less TOs than opp.	10-1
Having more rebounds than opp.	17-0
Having equal/less rebounds than opp.	4-3
Making 6 or more 3FGs	20-2
Having 15 or more assists	14-0
Score more points in paint than opp.	11-2
Scoring equal/less points in paint than opp.	10-1
Scoring more points off TOs than opp.	12-1
Scoring equal/less points off TOs than opp.	9-2
Scoring more 2nd-chance points than opp.	17-0
Scoring equal/less 2nd-chance points than opp.	4-3
Scoring more fast break points than opp.	4-0
Scoring equal/less fast break points than opp.	17-3
Wearing White uniforms	14-1
Wearing Garnet uniforms	3-0
Wearing Black uniforms	4-2
Wearing Throwback White uniforms	4-0
Playing on live TV/live broadcast	21-3
Playing in November	6-0
Playing in December	6-1
Playing in January	6-2
Playing in February	3-0
Playing in March	-
Playing a day game	8-0
Playing a night game	13-3
Playing on a Monday	2-0
Playing on a Tuesday	5-2
Playing on a Wednesday	0-1
Playing on a Thursday	-
Playing on a Friday	4-0
Playing on a Saturday	8-0
Playing on a Sunday	1-0
Scoring margin is 5 points or less	6-2
Margin is between 6-10	7-0
Margin is between 11-20	4-0
Margin is more than 20	4-1
Scoring 59 points or less	0-1
Scoring 60-69 points	5-2
Scoring 70-79 points	13-0
Scoring 80-89 points	2-0
Scoring 90-99 points	1-0
Scoring 100+ points	-

## MISCELLANEOUS

Current streak	W7
Home court streak	W4
Away streak	W4
Neutral court streak	W3
* - dates back to last season	

Scoring Leaders	'23-24	Career
Meechie Johnson	10	17*
B.J. Mack	6	6*
Myles Stute	2	2*
Ta'Lon Cooper	3	3*
Collin Murray-Boyles	4	4
Josh Gray		1*
Zachary Davis		1

Rebounding Leaders	'23-24	Career
Josh Gray	3	21*
B.J. Mack	7	7*
Meechie Johnson	5	6*
Ta'Lon Cooper	4	4*
Benjamin Bosmans-Verdonk	1	2*
Myles Stute	2	2*
Stephen Clark	1	1*
Zachary Davis	1	1
Collin Murray-Boyles	5	5

Assists Leaders	'23-24	Career
Meechie Johnson	8	27*
Jacobi Wright	3	21
Ta'Lon Cooper	17	17*
Benjamin Bosmans-Verdonk		3*
Morris Ugusuk	2	2
Zachary Davis	1	3
Collin Murray-Boyles	2	2
Myles Stute	1	1*
B.J. Mack	1	1*
Josh Gray		1*

Blocks Leaders	'23-24	Career
Josh Gray	4	25*
Stephen Clark	8	8*
B.J. Mack	7	7*
Benjamin Bosmans-Verdonk	2	7*
Zachary Davis	3	6
Morris Ugusuk	3	3
Myles Stute	2	2*
Collin Murray-Boyles	6	6
Ta'Lon Cooper	1	1*
Jacobi Wright	1	2

Steals Leaders	'23-24	Career
Zachary Davis	8	17
Meechie Johnson	10	19*
Jacobi Wright	5	11
Josh Gray	1	5*
Benjamin Bosmans-Verdonk		4*
B.J. Mack	4	4*
Ta'Lon Cooper	5	5*
Myles Stute	4	4*
Collin Murray-Boyles	7	7
Morris Ugusuk	1	1

Double-Figure Scoring	'23-24	Career
B.J. Mack	15	76
Ta'Lon Cooper	13	64
Stephen Clark	1	50
Myles Stute	13	43
Meechie Johnson	16	38
Jacobi Wright	6	17
Josh Gray	1	4
Zachary Davis	2	3
Benjamin Bosmans-Verdonk	1	1
Collin Murray-Boyles	6	6
Morris Ugusuk	2	2

20+ points	'23-24	Career
B.J. Mack	4	24
Stephen Clark		11
Meechie Johnson	6	10
Myles Stute	1	5
Ta'Lon Cooper	1	2
Josh Gray		1
Collin Murray-Boyles	1	1

30+ points	'23-24	Career
Collin Murray-Boyles	1	1

Double-Figure Rebounding	'23-24	Career
Stephen Clark		11
Josh Gray		8
B.J. Mack	1	8

## Miscellaneous

Largest Halftime Lead	
SC	28, Florida A&M, Dec. 30, 2023
Opp	4, vs. Vanderbilt, Feb. 10, 2024
Smallest Halftime Lead	
SC	1, vs. Grand Canyon, Nov. 19, 2023
Opp	1, at Missouri (1/13/24), at Alabama (1/9/24) & vs. Georgia (1/16/24)
Fewest Points In First Half	
SC	28, vs. Vanderbilt, Feb. 10, 2024
Opp	20, Elon, Dec. 22, 2023
Most Points In First Half	
SC	49, Florida A&M, Dec. 30, 2023
Opp	40, Georgia, Feb. 3, 2024
Fewest Points In Second Half	
SC	18, at Alabama, Jan. 9, 2024
Opp	22, Georgia, Feb. 3, 2024
Most Points In Second Half	
SC	47, vs. GW (12/1/23) & vs. Vanderbilt (2/10/24)
Opp	49, #24/20 Clemson, Dec. 6, 2023
Most Points in Overtime	
SC	9, at Missouri, Jan. 13, 2024
Opp	7, at Missouri, Jan. 13, 2024
Largest Margin of Victory	
SC	32, Florida A&M, Dec. 30, 2023
Opp	27, at Alabama, Jan. 9, 2024
Smallest Margin of Victory	
SC	2, vs. Virginia Tech (11/10/23) & at Missouri (1/13/24)
Opp	5, #24/20 at Clemson (12/6/23) & vs.

Ta'Lon Cooper	2
Myles Stute	1

5+ assists	'23-24	Career
Ta'Lon Cooper	10	71
Stephen Clark		19
Meechie Johnson	6	15
B.J. Mack		3
Morris Ugusuk	1	1
Jacobi Wright	1	2
Benjamin Bosmans-Verdonk		1
Collin Murray-Boyles	1	1

3+ steals	'23-24	Career
Ta'Lon Cooper	1	10
Stephen Clark		8
Zachary Davis	1	3
Meechie Johnson	1	3
Myles Stute		2
B.J. Mack	1	2
Collin Murray-Boyles	1	1

2+ blocks	'23-24	Career
Stephen Clark	2	58
Ta'Lon Cooper		15
B.J. Mack	4	11
Josh Gray	1	9
Myles Stute		1
Zachary Davis		1
Collin Murray-Boyles	4	4

Double-Doubles	'23-24	Career
Stephen Clark		11
B.J. Mack	1	8
Ta'Lon Cooper		6
Josh Gray		2
Myles Stute		1

Dunks	'23-24	Career
Josh Gray	11	37*
Zachary Davis	5	9
Collin Murray-Boyles	12	12
Benjamin-Bosmans Verdonk	2	4*
Stephen Clark	3	3*
Myles Stute	2	2*
Ta'Lon Cooper	1	1*
Meechie Johnson	1	1*
Morris Ugusuk	1	1

- tied for team lead also included

## 2023-24 GAME-BY-GAME

	Date	Result	FG-A	Pct	3FG-A	Pct	FT-A	Pct	O-D-Total	PF	Pts	A	TO	Blk	Stl	Min	Half
<b>USC Upstate at South Carolina</b>	11/6/23	W, 82-53	29-55	52.7%	12-22	54.5%	12-19	62.2%	10-35-45	18	82	16	15	4	7	200	28
& - Virginia Tech vs.			26-52	50.0%	7-22	31.8%	18-22	81.8%	6-17-23	12	77	13	5	1	8	200	31
South Carolina	11/10/23	W, 79-70	31-55	56.4%	10-21	47.6%	7-8	87.5%	8-22-30	16	79	16	10	2	2	200	38
<b>VMI at South Carolina</b>	11/13/23	W, 74-64	25-71	35.2%	7-23	30.4%	17-25	68.0%	21-23-44	13	74	14	9	3	10	200	41
^ - DePaul vs.			23-56	41.1%	4-16	25.0%	18-24	75.0%	6-23-29	26	68	11	13	3	5	200	32
South Carolina	11/17/23	W, 73-68	24-51	47.1%	5-21	23.8%	20-34	58.8%	9-29-38	24	73	12	17	3	6	200	41
^ - Grand Canyon vs.			20-51	39.2%	5-16	31.3%	23-27	85.2%	11-19-30	21	68	7	13	1	3	200	29
South Carolina	11/19/23	W, 75-68	27-50	54.0%	7-17	41.2%	14-16	87.5%	4-19-23	24	75	18	10	1	3	200	30
<b>Notre Dame at South Carolina</b>	11/13/23	W, 65-53	19-50	38.0%	7-25	28.0%	20-26	76.9%	9-23-32	18	65	11	8	4	5	200	31
<b>GW at South Carolina</b>	12/1/23	W, 89-67	33-66	50.0%	18-35	51.4%	5-7	71.4%	9-23-32	9	89	19	3	6	7	200	42
South Carolina at			22-61	36.1%	10-30	33.3%	13-19	68.4%	10-28-38	15	67	13	8	3	5	200	30
#24/20 Clemson	12/6/23	L, 67-72	25-56	44.6%	8-18	44.4%	14-20	70.0%	9-33-42	16	72	13	9	7	5	200	23
South Carolina at			21-48	43.8%	9-26	34.6%	17-24	70.8%	7-28-35	17	68	13	9	4	2	200	35
ECU	12/9/23	W, 68-62	21-53	39.6%	5-17	29.4%	15-23	65.2%	7-25-32	18	62	8	8	2	6	200	28
<b>Charleston Southern at South Carolina</b>	12/16/23	W, 73-69	29-63	46.0%	6-25	24.0%	9-11	81.8%	15-24-39	7	73	18	6	0	3	200	39
<b>Winthrop at South Carolina</b>	12/19/23	W, 72-62	27-68	39.7%	6-26	23.1%	12-12	100%	18-20-38	20	72	15	10	5	6	200	33
<b>Elon at South Carolina</b>	12/22/23	W, 70-43	26-63	41.3%	8-30	26.7%	10-16	62.5%	17-27-44	15	70	14	10	3	7	200	30
<b>Florida A&amp;M at South Carolina</b>	12/30/23	W, 94-62	30-62	48.4%	10-29	34.5%	24-28	85.7%	15-29-44	9	94	21	10	5	5	200	49
<b>Miss. State at South Carolina</b>	1/6/24	W, 68-62	21-52	40.4%	3-13	23.1%	9-14	64.3%	8-18-26	23	62	9	13	4	10	200	28
South Carolina at			17-55	30.9%	5-25	20.0%	8-9	88.9%	12-19-31	13	47	8	17	2	8	200	29
Alabama	1/9/24	L, 47-74	26-54	48.1%	15-34	44.1%	7-9	77.8%	9-27-36	12	74	15	15	4	10	200	30
South Carolina at			24-59	40.7%	7-24	29.2%	16-18	88.9%	15-28-43	17	71	12	16	0	2	205	32
Missouri	1/13/24	W, 71-69 (OT)	26-62	41.9%	5-22	22.7%	12-18	66.7%	11-21-32	16	69	13	7	3	11	205	33
<b>Georgia at South Carolina</b>	1/16/24	L, 69-74	23-61	37.7%	3-13	23.1%	25-32	78.1%	18-27-45	20	74	8	8	7	5	200	33
South Carolina at			28-54	51.9%	9-18	50.0%	12-17	70.6%	8-31-39	16	77	20	10	1	1	200	39
Arkansas	1/20/24	W, 77-64	23-62	37.1%	5-18	27.8%	13-16	81.3%	8-19-27	17	64	9	5	3	4	200	27
<b>#6/6 Kentucky at South Carolina</b>	1/23/24	W, 79-62	29-60	48.3%	11-24	45.8%	10-14	71.4%	12-24-36	14	79	20	9	6	5	200	33
<b>Missouri at South Carolina</b>	1/27/24	W, 72-64	24-51	47.1%	2-8	25.0%	14-17	82.4%	5-24-29	18	64	10	12	4	5	200	29
South Carolina at			19-56	33.9%	10-29	34.5%	15-18	83.3%	9-31-40	18	63	15	10	0	5	200	30
#5/5 Tennessee	1/30/24	W, 63-59	21-58	36.2%	5-21	23.8%	12-20	60.0%	9-28-37	16	59	11	6	2	5	200	26
South Carolina at			29-56	51.8%	7-20	35.0%	7-11	63.6%	9-25-34	10	72	25	9	0	5	200	38
Georgia	2/4/24	W, 72-62	22-56	39.3%	9-28	32.1%	9-9	100.0%	8-20-28	14	62	10	9	6	5	200	40
<b>Ole Miss at #15/20 South Carolina</b>	2/6/24	W, 68-65	28-55	50.9%	4-10	40.0%	5-7	71.4%	7-21-28	12	65	13	9	5	4	200	31
South Carolina at			28-60	46.7%	9-27	33.3%	3-7	42.9%	10-22-32	10	68	16	10	3	3	200	43
<b>Vanderbilt at #15/20 South Carolina</b>	2/10/24	W, 75-60	26-54	48.1%	5-15	33.3%	3-10	30.0%	11-15-26	12	60	8	6	1	4	200	32
South Carolina at			30-58	51.7%	9-29	31.0%	6-8	75.0%	12-19-31	14	75	21	7	3	2	200	28

**BOLD** - home game | & - Hall of Fame Series (Charlotte, N.C.) | ^ - Arizona Tip-Off (Glendale, Ariz.) | \* - indicates SEC contest






# 2023-24 SOUTH CAROLINA BASKETBALL

**OVERALL: 21-3 // SEC: 9-2 // HOME: 13-1 // AWAY: 5-2 // NEUTRAL: 3-0**

DATE	OPP.	W/L	SCORE	RECORD (SEC)	POINTS	REBOUNDS	ASSISTS	BLOCKS	STEALS	ATTENDANCE
11/6/23	USC Upstate	W	82-53	1-0	Johnson/Cooper (15)	Davis (8)	Three tied (3)	Four tied (1)	Davis (3)	11,216
11/10/23	Virginia Tech - &	W	79-77	2-0	Stute (21)	Mack (6)	Cooper (7)	Davis/Ugusuk (1)	Wright/Davis (1)	6,783
11/13/23	VMI	W	74-64	3-0	<b>Mack (17)</b>	<b>Mack (13)</b>	<b>Cooper (7)</b>	<b>Three tied (1)</b>	<b>Mack (3)</b>	10,449
11/17/23	DePaul - ^	W	73-68	4-0	Johnson (24)	Cooper/Gray (7)	Cooper (5)	Three tied (1)	Johnson/Gray (5)	3,214
11/19/23	Grand Canyon - ^	W	75-68	5-0	Mack (27)	Johnson (6)	Cooper (5)	Clark (1)	Three tied (1)	2,589
11/28/23	Notre Dame	W	65-53	6-0	<b>Johnson (29)</b>	Cooper/Johnson (5)	<b>Cooper (4)</b>	<b>Four tied (1)</b>	<b>Five tied (1)</b>	15,215
12/1/23	George Wash.	W	89-63	7-0	<b>Johnson (24)</b>	<b>Johnson (8)</b>	<b>Cooper (8)</b>	<b>Clark/Mack (2)</b>	<b>Davis (2)</b>	10,936
12/6/23	at #24/20 Clemson	L	67-72	7-1	Johnson (26)	Mack (7)	Johnson (4)	Three tied (1)	Johnson (3)	9,000
12/9/23	at East Carolina	W	68-62	8-1	Johnson/Stute (15)	Mack (8)	Cooper/Wright (3)	Clark (3)	Davis/Johnson (1)	5,568
12/16/23	Charleston So.	W	73-69	9-1	<b>Mack (16)</b>	<b>Johnson (6)</b>	<b>Ugusuk (5)</b>	<b>None</b>	<b>Three tied (1)</b>	10,006
12/19/23	Winthrop	W	72-62	10-1	<b>Johnson (20)</b>	<b>Mack (7)</b>	<b>Johnson (5)</b>	<b>Mack (2)</b>	<b>Davis/Wright (2)</b>	9,455
12/22/23	Elon	W	70-43	11-1	<b>Cooper (17)</b>	<b>Stute (8)</b>	<b>Three tied (3)</b>	<b>Three tied (1)</b>	<b>Wright (2)</b>	10,203
12/30/23	Florida A&M	W	94-62	12-1	C. Murray-Boyles (17)	Clark (9)	Johnson (6)	Mack (2)	Murray-Boyles (2)	11,070
1/6/24	Miss. State	W	68-62	13-1 (1-0)	<b>Johnson (24)</b>	<b>Three tied (6)</b>	<b>Cooper (7)</b>	<b>Mack (2)</b>	<b>Three tied (1)</b>	11,382
1/9/24	at Alabama	L	47-74	13-2 (1-1)	Johnson (16)	Mack (6)	Johnson/Stute (2)	Gray/Ugusuk (1)	Cooper (3)	10,208
1/13/24	at Missouri	W	71-69 (OT)	14-2 (2-1)	Mack (21)	Cooper (8)	Three tied (3)	None	Johnson/Stute (1)	11,135
1/16/24	Georgia	L	69-74	14-3 (2-2)	<b>Johnson (19)</b>	CMB/Cooper (6)	Davis/Cooper (3)	<b>Murray-Boyles (4)</b>	<b>Johnson/Cooper (1)</b>	12,404
1/20/24	at Arkansas	W	77-64	15-3 (3-2)	Mack (18)	Mack (9)	Wright/Cooper (5)	Murray-Boyles (1)	Gray (1)	19,200
1/23/24	#6/6 Kentucky	W	79-62	16-3 (4-2)	<b>Cooper (20)</b>	<b>Murray-Boyles (9)</b>	<b>CMB/Cooper (5)</b>	<b>Murray-Boyles (3)</b>	<b>CMB/Davis (2)</b>	18,000
1/27/24	Missouri	W	72-64	17-3 (5-2)	<b>Mack (21)</b>	<b>CMB (8)</b>	<b>Cooper (4)</b>	<b>Murray-Boyles (2)</b>	<b>CMB (4)</b>	13,553
1/30/24	at #5/5 Tennessee	W	63-59	18-3 (6-2)	Cooper (18)	Gray (7)	Johnson (6)	None	Johnson/Stute (2)	20,667
2/4/24	at Georgia	W	72-62	19-3 (7-2)	Murray-Boyles (16)	Gray (8)	Cooper (8)	None	Murray-Boyles (2)	10,523
2/6/24	Ole Miss	W	68-65	20-3 (8-2)	<b>Murray-Boyles (16)</b>	<b>CMB (9)</b>	<b>Johnson (8)</b>	<b>Murray-Boyles (2)</b>	<b>Three tied (1)</b>	18,000
2/10/24	Vanderbilt	W	75-60	21-3 (9-2)	<b>Murray-Boyles (31)</b>	<b>CMB (7)</b>	<b>Cooper (7)</b>	<b>Gray (2)</b>	<b>Johnson/CMB (1)</b>	14,310

& - Hall of Fame Series (Charlotte, N.C.) / ^ - Arizona Tip-Off (Glendale, Ariz.) / \* - indicates SEC contest / home games in **bold**





**GAME 4**  
Glendale, Ariz.  
Desert Diamond Arena  
Nov. 17, 2023  
*Transfers make immediate impact as team knocks down 12 3s*



**GAME 5**  
Glendale, Ariz.  
Desert Diamond Arena  
Nov. 19, 2023  
*Mack scores 21 of 27 in second half to lead Gamecocks to title*



**GAME 6**  
Columbia, S.C.  
Colonial Life Arena  
Nov. 28, 2023  
*Johnson scores career-high 29 points on 9-of-15 shooting*

**GLENDALE, Ariz. (AP) —** Meechie Johnson scored 24 points Friday night and South Carolina never trailed in its 73-68 win over DePaul at the Arizona Tip-Off.

South Carolina (4-0) is off to its best start since the 2016-17 team, which lost 77-73 to Gonzaga in the Final Four, won its first eight games.

Johnson scored 20 of 11 points in a 20-6 run that gave the Gamecocks a 24-10 lead when he capped the spurt with a jumper and then a three-point play midway through the first half. South Carolina took a nine-point lead into intermission and stretched its lead to 58-44 when Benjamin Bosmans-Verdonk made a layup with 12:18 to play.

Elijah Fisher and K.T. Raimey each hit a 3-pointer as the Blue Demons scored 11 of 14 points to trim their deficit to six with 5 minutes to go and Da'Sean Nelson hit 1 of 2 free throws to make it 67-62 with 2:35 remaining. Johnson answered with two free throws 13 seconds and the Gamecocks, who shot just 59% (20 of 34) from the charity stripe, made 4 of 6 from the foul line from there to seal it.

Chico Carter Jr. — a native of Columbia and a graduate transfer from South Carolina — scored 24 points on 8-of-13 shooting for DePaul (1-3).

Zachary Davis added 10 points for the Gamecocks.

**GLENDALE, Ariz. (AP) —** B.J. Mack hit four 3-pointers and scored 27 points — 21 in the second half — to help South Carolina beat Grand Canyon 75-68 Sunday to win the Cactus Division at the Arizona Tip-Off.

Mack made 7 of 12 from the field and 9 of 9 from the free-throw line. Myles Stute scored 12 points and Jacobi Wright added 10 — including two baskets in the final 2-plus minutes — on 4-of-5 shooting for South Carolina (5-0).

Gabe McGlothlan made two free throws to open the scoring in the second half and give Grand Canyon a 31-30 lead but Mack answered with a 3-pointer that gave South Carolina the lead for good with 19:29 to play and the Lopes trailed the rest of the way.

Mack made a layup and then hit two free throws to stretch the lead to 54-43 midway through the second half but Collin Moore hit a 3-pointer to spark a 14-5 that trimmed Grand Canyon's deficit to two points with 5:32 remaining. Mack hit a 3-pointer and made three free throws after he was fouled on another 3-point shot to make it 67-58 with 4 minutes to go.

McGlothlan led Grand Canyon (3-1) with 18 points, Tylon Grant-Foster scored 16, Moore 15 and Ray Harrison added 12.

**COLUMBIA, S.C. (AP) —** Meechie Johnson scored a career-high 29 points and B.J. Mack scored 17 points and South Carolina used the second half to distance itself from Notre Dame and beat the Irish 65-53 on Tuesday night in an ACC/SEC Challenge contest.

South Carolina (6-0) is off to its best start since former coach Frank Martin took the program to the Final Four in 2017.

Johnson finished 9-for-15 shooting, Mack was 6 for 15 and the rest of the Gamecocks went 4 for 20. South Carolina made 38% (19 of 50) of its shot attempts.

Trae Davis scored 15 points, J.R. Konieczny 11 and Julian Roper II 10 for Notre Dame (3-3).

South Carolina capitalized on Notre Dame's 1-four-13 shooting stretch in the second half, and when Johnson made a pull-up bank shot in the lane, the Gamecocks reached their biggest lead to that point, 48-41, with 8:23 left. Less than a minute later, Johnson made a 3-pointer and the Gamecocks led by double figures for most of the remainder.

Braeden Shrewsbury gave Notre Dame its last lead at 40-38 with 14:14 left. South Carolina led 31-28 at halftime.

**GAME 4**

**GAME 5**

**GAME 6**

South Carolina - 73		Record: 4-0										
NO. Name	Min	FG	3P	FT	Rebounds	Fouls	TP	AS	TS	Blocks	ST	Shooting By Period
2 B.J. Mack	15:59	2/5	0/3	0/0	1	1	4	1	4	0	0	57%
4 Stephen Clark	11:16	1/1	0/0	0/0	2	2	3	2	3	0	0	100%
10 Myles Stute	29:36	3/7	1/3	0/0	0	5	1	7	1	2	0	36.0%
5 Meechie Johnson	28:47	9/16	1/1	7/11	2	3	5	24	11	2	0	67.7%
55 Tylon Cooper	31:27	2/6	1/2	4/6	3	7	1	4	5	2	0	52.0%
11 Jacobi Wright	24:27	2/5	0/2	2/2	0	4	3	2	3	0	0	47.1%
31 Benjamin Bosmans-Verdonk	08:19	1/1	0/0	1/2	1	2	1	3	0	0	0	29.8%
12 Zachary Davis	18:46	3/6	2/3	2/4	1	1	2	1	10	0	2	62.5%
15 Morris Ugusak	16:11	0/1	0/1	0/0	0	0	0	0	0	1	0	0.0%
33 Josh Gray	15:11	2/3	0/0	4/9	1	6	7	3	6	0	1	33.3%
Team		1	2	3	0	0	0	0	0	0	0	
Totals	24:51	5/21	2/3	9/29	9	29	38	24	25	12	17	63.3%

South Carolina - 75		Record: 5-0										
NO. Name	Min	FG	3P	FT	Rebounds	Fouls	TP	AS	TS	Blocks	ST	Shooting By Period
2 B.J. Mack	29:23	12/12	4/7	9/9	1	2	3	4	6	2	2	100%
4 Stephen Clark	20:36	3/3	0/0	0/0	1	1	4	0	6	2	1	100%
10 Myles Stute	25:08	5/9	1/4	1/2	0	2	6	2	4	1	0	57.7%
5 Meechie Johnson	31:28	1/0	1/3	0/0	0	0	0	0	0	0	0	0.0%
55 Tylon Cooper	34:52	1/3	0/1	0/0	0	0	0	3	2	5	1	25.0%
11 Jacobi Wright	25:49	4/5	0/0	2/2	0	1	1	2	10	0	0	54.0%
31 Benjamin Bosmans-Verdonk	11:06	0/1	0/0	0/0	3	3	0	0	0	2	0	0.0%
12 Zachary Davis	12:10	2/4	1/2	0/0	0	0	0	3	1	5	1	50.0%
33 Josh Gray	06:30	1/3	0/0	2/3	2	1	3	4	4	0	0	33.3%
15 Morris Ugusak	05:54	0/0	0/0	0/0	1	1	2	1	0	0	0	0.0%
Team		1	2	3	0	0	0	0	0	0	0	
Totals	27:50	7/17	14/16	4/9	23	24	21	75	18	10	3	71.7%

South Carolina - 65		Record: 6-0										
NO. Name	Min	FG	3P	FT	Rebounds	Fouls	TP	AS	TS	Blocks	ST	Shooting By Period
2 B.J. Mack	26:49	6/15	1/5	4/5	1	3	4	2	3	17	2	57.7%
4 Stephen Clark	05:13	0/0	0/0	0/0	0	0	0	0	0	1	0	0.0%
10 Myles Stute	19:39	0/5	0/4	1/4	1	4	1	2	2	1	0	0.0%
5 Meechie Johnson	34:45	9/15	4/8	7/8	0	5	4	4	20	1	1	60.0%
55 Tylon Cooper	35:38	2/8	1/3	4/5	4	5	4	2	8	4	1	37.5%
11 Jacobi Wright	26:15	1/6	1/2	4/4	1	0	1	2	7	2	1	37.5%
12 Zachary Davis	29:18	0/1	0/1	0/0	0	4	2	2	2	0	1	0.0%
31 Benjamin Bosmans-Verdonk	09:50	1/2	0/0	1/1	1	2	3	2	2	0	1	50.0%
15 Morris Ugusak	12:03	0/1	0/1	0/0	1	1	0	0	0	0	0	0.0%
33 Josh Gray	03:21	0/0	0/0	1/1	1	1	0	0	0	0	0	0.0%
Team		0	0	0	0	0	0	0	0	0	0	
Totals	30:50	7/25	2/9	9/23	9	23	16	20	05	11	5	51.4%

Biggest lead	14 (1 <sup>st</sup> 10:00)	14 (1 <sup>st</sup> 20:00)
Best Scoring Run	5 (1 <sup>st</sup> 17:23)	5 (2 <sup>nd</sup> 7:06)
Lead Changes	0	0
Times Tied	0	0
Time with Lead	38:53	00:00

Biggest lead	11 (2 <sup>nd</sup> 10:35)	4 (1 <sup>st</sup> 18:50)
Best Scoring Run	8 (1 <sup>st</sup> 17:26)	7 (1 <sup>st</sup> 2:00)
Lead Changes	5	12
Times Tied	2	0
Time with Lead	36:11	02:26

Biggest lead	8 (1 <sup>st</sup> 15:07)	14 (2 <sup>nd</sup> 2:10)
Best Scoring Run	8 (1 <sup>st</sup> 15:07)	9 (1 <sup>st</sup> 8:01)
Lead Changes	3	0
Times Tied	5	0
Time with Lead	10:20	23:30





89

GAME 7

Columbia, S.C.
Colonial Life Arena
Nov. 6, 2023



67

Gamecocks knock down school record 18 3s in blowout win



67

GAME 8

Clemson, S.C.
Littlejohn Coliseum
Dec. 6, 2023



72

Tigers use late run to rally against the Gamecocks



68

GAME 9

Greenville, N.C.
Williams Arena
Dec. 9, 2023



62

Johnson scores 13 of 15 in second half of first road win

COLUMBIA, S.C. (AP) - Meechie Johnson knocked down 5 of 7 3-pointers to put up 24 points and B.J. Mack hit 4 of 8 from deep to add another 20 points as South Carolina rode 18 treys to an 89-67 win over George Washington on Friday night.

The Gamecocks (7-0) came into the game shooting 37% from beyond the arc and hit 18 of 35 (51%) against the Revolutionaries. Overall they hit 33 of 66 from the field.

Johnson entered after scoring 29 points in South Carolina's 65-53 win over Notre Dame and wasted little time dialing in from distance, hitting his first 3-pointer two minutes into the game and hit three treys in the final 6:49 to put the game away.

Johnson added eight rebounds and Mack blocked a pair of shots. Ta'lon Cooper contributed 14 points and eight assists and Myles Stute added 11 points.

George Washington (6-2) shot 42% (25 of 60) from the field, including 11 of 22 from beyond the arc. Darren Buchanan Jr. had 18 points, six rebounds and two assists. James Bishop IV had 14 points and four assists. Trey Autry hit 3 of 6 from deep and added 13 points and Jacoi Hutchinson contributed 10 points.

CLEMSON, S.C. (AP) - Chauncey Wiggins scored 13 of his career high 15 points in the second half, Ian Schiefelin had 12 points and 12 rebounds and No. 24 Clemson rallied to beat South Carolina 72-67 on Wednesday night.

The game marked the first time in the 173-game series between the instate rivals - dating to the 1912-13 season - that both teams went in 7-0.

Schiefelin - who picked up his fourth personal foul moments earlier - hit a 3-pointer, grabbed a rebound on the other end and then threw down a contested two-hand dunk in a 29-second span to give Clemson a 59-56 lead with 4:53 to play. Schiefelin's steal led to a Chase Hunter layup with 3:04 left. After PJ Hall missed the second of two free throws, Schiefelin sent the offensive rebound to Hunter who gave the Tigers a 65-59 lead - their biggest of the game - with 1:52 remaining.

Hall had 14 points, eight rebounds and four blocks, Joseph Girard III added 12 points for Clemson (8-0) and Hunter scored all of his 10 points in the second half.

Meechie Johnson hit 6 of 10 from 3-point range and led South Carolina with 26 points. B.J. Mack had 10 points and seven rebounds and Stephen Clark - who left the game due to an injury with about 7 minutes to play and did not return - also scored 10.

Johnson made two free throws to give South Carolina (7-1) an 11-point lead - its biggest of the game - with 15 minutes left. RJ Godfrey sandwiched two layups around a 3-pointer by Girard to tie it 4 minutes later and Ta'lon Cooper answered with a 3 with 10:32 remaining.

Wiggins made back-to-back 3s to put Clemson up 54-51 before Johnson missed a 3-point shot on the other end but Collin Murray-Boyles grabbed the offensive rebound and kicked it back to Johnson at the same spot for a 3-pointer to tie it with 6:50 left.

GREENVILLE, N.C. (AP) - Meechie Johnson and Myles Stute scored 15 points apiece and South Carolina held on to beat East Carolina 68-62 on Saturday.

B.J. Mack added 13 points for the Gamecocks (8-1) which shot 43.8% (21 for 48 overall). Johnson, Stute and Mack combined to make 14 of the team's 21-made baskets.

RJ Felton scored 15 points, Ezra Ausar and Bobby Pettiford Jr. scored 14 points apiece and Brandon Johnson 10 for East Carolina (6-4).

Mack's 3-pointer with 1:22 left gave South Carolina a 62-60 lead and it never trailed again. Pettiford tied it after an ECU timeout before Mack made 1 of 2 foul shots with 37 seconds left for a 63-62 advantage. On its next possession, Ausar lost control of the ball underneath the basket and it went out of bounds. Ta'lon Cooper made 1 of 2 foul shots on South Carolina's next possession for a two-point lead. ECU's Pettiford turned it over on the Pirates next possession and Davis sank two foul shots with four seconds left for the final margin.

East Carolina rallied from a 35-28 halftime deficit and outscored the Gamecocks 12-3 and took its first lead at 40-38 on Ausar's soft layin in the lane.

The Gamecocks turned an 11-10 lead into a 23-12 margin with 3-pointers coming from Davis, two from Cooper and Morris Ugusuk with each make off an assist as South Carolina worked the ball around the perimeter to counter the Pirates' 2/3 zone.

East Carolina responded with a 12-3 run pushing the pace to get within 26-24 with 3:27 before halftime, but South Carolina outscored the Pirates 9-4 and went to intermission up 35-28.

Saturday marked the first time the Pirates had welcomed a Southeastern Conference opponent to Minges Coliseum since 2002 when ECU beat Ole Miss, 65-58.

The Gamecocks hadn't visited Minges Coliseum since Jan. 13, 1988, when South Carolina defeated ECU 78-51. The Pirates now are 2/3 in home games against South Carolina.

GAME 7

Official Basketball Box Score - Final
George Washington at South Carolina
12/02/23 Colonial Life Arena, Columbia
2023-24 South Carolina Men's Basketball
Game Time: 17:00 PM
Game Duration: 1:48
Attendance: 10,539
Officials: Todd Austin, Michael Wilkins, Ron Grover

GAME 8

Official Basketball Box Score - Final
South Carolina at Clemson
12/06/23 Littlejohn Coliseum, Clemson
2023-24 Clemson Men's Basketball
Game Time: 8:00 PM
Game Duration: 2:26
Attendance: 5,000
Officials: Ron Grover, Lee Cassell, Vladimir Voytyadov

GAME 9

Official Basketball Box Score - Final
South Carolina at East Carolina
12/09/23 Williams Arena at Minges, Greenville, N.C.
2023-24 Men's Basketball
Game Time: 12:00 PM
Game Duration: 2:15
Attendance: 5,000
Officials: Garrick Shannon, Lucas Serris, Michael Seibolds

South Carolina - 89
Record: 7-0
Shooting By Period
FG 3P FT Rebounds Fouls TP AS TO ST Blocks
2 D.J. Mack F 21-40 5-13 0-0 4-6 1 6 7 2 4 10 1 2 0 1 1 2 5

Clemson - 72
Record: 8-0
Shooting By Period
FG 3P FT Rebounds Fouls TP AS TO ST Blocks
4 Ian Schiefelin F 24-31 4-6 1-1 3-5 3 9 12 2 4 3 12 0 1 2 0 1 1 5

South Carolina - 68
Record: 8-1
Shooting By Period
FG 3P FT Rebounds Fouls TP AS TO ST Blocks
2 B.J. Mack F 27-42 4-11 1-4 4-7 1 7 6 4 4 13 2 0 0 1 1 2 5

Biggest lead 11 (2nd 15:00), 8 (2nd 0:14)
Points from SC 8
Turnovers 8
Fast Breaks 6

Biggest lead 11 (1st 9:34), 8 (2nd 12:14)
Points from USC 13
Turnovers 13
Fast Breaks 5

Biggest lead 11 (1st 9:34), 8 (2nd 12:14)
Points from USC 13
Turnovers 13
Fast Breaks 5



**73**  
**69**

**GAME 10**  
Columbia, S.C.  
Colonial Life Arena  
Dec. 16, 2023  
Mack and Johnson score in double figures again

**72**  
**62**

**GAME 11**  
Columbia, S.C.  
Colonial Life Arena  
Dec. 19, 2023  
Johnson Scores 20 Again and Goes Perfect 8-for-8 at line

**70**  
**43**

**GAME 12**  
Columbia, S.C.  
Colonial Life Arena  
Dec. 22, 2023  
Cooper leads Gamecocks with 17 points in blowout

**COLUMBIA, S.C. (AP) –** B.J. Mack scored 16 points, Meechie Johnson added 15 and South Carolina pulled away late to beat Charleston Southern 73-69 on Saturday night.

Collin Murray-Boyles' dunk with 9:34 left gave South Carolina the lead for good at 55-53. Johnson scored seven points during a 9-2 surge that stretched the Gamecocks' lead to 70-62 with 1:39 to play. It was their largest lead of the game.

Mack and Johnson were a combined 11-of-30 from the field and each made a pair of 3-pointers. Ta'Lon Cooper added nine points, five rebounds and three assists for South Carolina (9-1), which shot 65% (17 of 26) in the first half but just 32% (12 of 37) in the second.

Taje' Kelly scored 22 points on 11-of-17 shooting and grabbed seven rebounds to lead Charleston Southern (3-7). A'Iahn Sumler added 15 points and DJ Patrick and RJ Johnson each had 13.

Mack scored 10 points and Johnson had six in the first half to help South Carolina take a 39-36 lead into the break. Kelly scored 16 first-half points on 8-of-11 shooting for the Buccaneers.

South Carolina hosts Winthrop on Tuesday. Charleston Southern plays at Loyola Chicago on Tuesday.

**COLUMBIA, S.C. (AP) –** Meechie Johnson scored 20 points to lead South Carolina to a 72-62 victory over Winthrop on Tuesday night.

South Carolina has won three straight since its 72-67 loss to then-No. 24 Clemson. The Gamecocks improved to 6-0 at home and are 10-1 for the first time since the 2015-16 season.

Ta'Lon Cooper added 13 points and Myles Stute had 10 for the Gamecocks, who shot 40% (27 of 68) from the floor and made all 12 of their free throws. Stute made two of their six 3-pointers.

Kelton Talford made 10 of 11 free throws and scored 20 points to lead Winthrop (8-5). K.J. Doucet made three 3-pointers and finished with 16 points. Alex Timmerman chipped in 13 points.

Doucet and Sin'Cere McMahon each made a 3-pointer in a 13-5 surge that pulled Winthrop to 55-53 with 7:20 to play. The Gamecocks scored the next six points and the Eagles didn't get closer.

Johnson scored 20 points on 4-of-11 shooting to help South Carolina build a 33-28 halftime lead. Talford scored 10 first-half points and Doucet had eight for the Eagles.

**COLUMBIA, S.C. (AP) –** Ta'Lon Cooper scored 17 points to lead South Carolina to a 70-43 victory over Elon on Friday night.

South Carolina has won four in a row and is off to an 11-1 start for the fourth time in program history. The Gamecocks have won eight straight at home, their longest streak since a 13-game run during the 2015-16 season. Cooper made 7 of 11 shots with three 3-pointers for the Gamecocks. He added six rebounds and three assists.

Myles Stute finished with 14 points and eight rebounds. Jacobi Wright scored 10 with three assists. Freshman Collin Murray-Boyles scored a season-best 10 points off the bench.

Wright had eight points. Cooper scored seven and the pair accounted for half of South Carolina's output in building a 30-20 lead at halftime. The Gamecocks shot 39.3% and made just 2 of 13 from 3-point range (15.4%). Elon shot 26.7% and hit 2 of 8 from distance.

Sam Sherry led the Phoenix (6-6) with 12 points, while Max Mackinnon scored 11.

South Carolina shot 41.3% overall and made 8 of 30 from beyond the arc (26.7%). Elon shot 32% and missed all six of its second-half shots from distance.

The Gamecocks snapped a two-game skid against the Phoenix, losing 65-53 at home in the last meeting in November 2012. They lead the series 3-2.

South Carolina's only loss this season was a 72-67 setback at Clemson, which was ranked 24th at the time.

**GAME 10**

**GAME 11**

**GAME 12**

Official Basketball Box Score - Final  
Charleston So. at South Carolina  
12/16/23 Colonial Life Arena, Columbia  
2023-24 South Carolina Men's Basketball  
Game Time: 7:00 PM  
Game Duration: 1:45  
Attendance: 10,100  
Officials: Don Daly, Uthral Remann, RB, Qjymn

NO. Name	Min	FG	3P	FT	Rebounds	Fouls	TP	AS	TO	ST	BKs	BB	BS	+	
2 Tajae Kelly	34:10	11-17	0-1	0-1	12	5	7	1	22	3	1	1	1	0	-2
4 DJ Patrick	35:24	5-11	3-7	0-0	0	1	1	3	0	13	1	0	0	0	0
13 Reginald Duhan Jr.	35:20	0-1	0-0	0-1	1	6	3	0	0	1	3	0	1	0	-2
11 A'Iahn Sumler	35:10	5-10	3-5	3-3	2	2	4	0	1	15	3	0	2	0	-3
22 RJ Johnson	35:20	5-13	2-4	1-2	0	1	1	3	13	0	0	1	0	0	-2
0 Gaddis Heath III	06:55	1-1	0-0	0-0	0	0	0	0	2	0	0	0	0	1	-1
10 Jaden Thompson	12:05	0-3	0-0	0-2	1	1	2	1	2	2	0	0	0	0	-4
14 Nibal Days	10:30	1-2	0-1	0-0	0	2	0	0	2	1	1	0	2	0	-4
Team					1	2	3	0	0	0	0	0	0	0	0
Totals	28:58	7-16	6-8	7-10	26	11	7	69	11	5	4	7	0	-4	
Technical Fouls: NONE															

Official Basketball Box Score - Final  
Winthrop at South Carolina  
12/19/23 Colonial Life Arena, Columbia  
2023-24 South Carolina Men's Basketball  
Game Time: 7:00 PM  
Game Duration: 1:45  
Attendance: 9,465  
Officials: Pat Adams, John Gaffney, A.J. Deas

NO. Name	Min	FG	3P	FT	Rebounds	Fouls	TP	AS	TO	ST	BKs	BB	BS	+	
4 Kelton Talford	32:22	5-9	0-0	10-11	4	2	6	1	7	20	1	2	1	2	-8
12 K.J. Doucet	33:42	4-14	3-10	6-6	1	4	5	3	16	1	1	1	2	2	-8
33 Chase Claston	07:42	0-1	0-0	0-1	0	1	2	5	1	1	2	1	1	0	-9
40 Alex Timmerman	27:42	3-5	1-1	6-7	0	0	1	1	13	3	1	1	0	1	-1
10 Nick Johnson	23:51	1-4	1-3	0-0	1	2	3	1	1	3	2	0	1	0	-2
11 Kasen Harrison	32:09	1-3	1-3	1-2	0	0	3	2	2	4	4	2	0	0	-5
0 Sin'Cere McMahon	10:21	1-3	1-3	1-2	0	0	0	0	1	1	4	0	0	0	-3
2 Xavier McKelvey	09:28	0-2	0-1	0-0	0	3	0	0	1	0	0	0	0	0	-6
5 Yoro Diallo	01:19	0-0	0-0	0-0	1	0	1	1	0	0	0	0	0	0	-3
14 Noah Van Bibber	02:04	0-1	0-0	0-0	0	0	0	0	0	0	0	0	0	0	-1
Team					3	1	4	0	4	0	0	0	0	0	0
Totals	16:47	7-21	23-29	12	20	32	14	20	02	13	14	6	6	5	-10
Technical Fouls: NONE															

Official Basketball Box Score - Final  
Elon at South Carolina  
12/22/23 Colonial Life Arena, Columbia  
2023-24 South Carolina Men's Basketball  
Game Time: 7:00 PM  
Game Duration: 1:47  
Attendance: 10,320  
Officials: Doug Show, Jeffry Anderson, Chris Fos


NO. Name	Min	FG	3P	FT	Rebounds	Fouls	TP	AS	TO	ST	BKs	BB	BS	+		
55 Deandre Smart	15:26	0-1	0-0	0-0	2	2	4	2	0	0	0	3	1	1	0	-3
4 Sam Sherry	02:58	1-1	1-1	1-2	2	4	2	0	12	1	2	0	1	1	-14	
3 Max Mackinnon	06:27	5-10	0-3	1-2	0	2	2	1	2	11	2	1	0	1	-4	
10 Rob Higgins	07:46	3-6	0-0	0-0	1	1	1	1	0	6	1	2	0	0	-36	
11 TK Simpkins	02:06	0-0	0-2	3-4	0	8	8	2	5	3	2	2	0	1	-10	
0 Nick Dom	21:14	2-6	0-2	0-0	1	2	3	2	0	4	0	1	0	1	-21	
1 Kendall Campbell	10:46	1-2	0-0	0-0	1	2	3	2	0	2	0	1	1	0	-8	
14 Zac Enin	14:24	0-1	0-1	0-0	1	0	1	0	1	0	0	0	0	0	-11	
22 LA Pratt	17:54	1-8	1-4	2-2	0	3	3	1	3	5	2	1	0	0	-15	
12 Isaac Harrel	12:06	0-2	0-1	0-0	1	1	1	0	1	0	0	0	0	0	-1	
2 Jab'Dun Michael	02:55	0-0	0-0	0-0	0	0	0	0	0	0	0	0	0	0	-5	
15 Ned Hull	02:55	0-0	0-0	0-0	0	0	0	0	0	0	0	0	0	0	-5	
Team					1	2	3	0	0	0	0	0	0	0	0	
Totals	39:50	2-14	6-13	7-24	31	15	15	03	9	15	4	4	3	27	-10	
Technical Fouls: NONE																







**GAME 16**  
Columbia, Mo.  
Mizzou Arena  
Jan. 13, 2024  
Wright hits game-winner in OT;  
Mack scores 21 to lead team



**GAME 17**  
Columbia, S.C.  
Colonial Life Arena  
Jan. 16, 2024  
Gamecocks go cold at FT line and  
from behind the arc



**GAME 18**  
Fayetteville, Ark.  
Bud Walton Arena  
Jan. 20, 2024  
Mack leads team with 19  
points and nine rebounds

**COLUMBIA, Mo. (AP)** – South Carolina reserve Jacobi Wright scored 11 points and his fadeaway jumper over Missouri's 7-foot-5 Connor Vanover with 13 seconds left in overtime served as the game winner and the Gamecocks beat the Tigers 71-69 on Saturday.

B.J. Mack led South Carolina (14-2, 2-1 SEC) with 21 points, shooting 7 for 13 and making all six of his foul shots. Ta'Lon Cooper scored 11 and Myles Stute 10 for South Carolina.

Noah Carter led Missouri (8-8, 0-3) with 23 points, shooting 9 for 20 overall but just 2 for 10 from 3-point range. Carter's final miss from 3 was an off-balance, contested shot as time expired to end the game.

Sean East II added 15 points for Missouri and Tamar Bates scored 12. Missouri never trailed in the second half until overtime.

Wright made two foul shots with 2:58 left in overtime to give South Carolina a 64-62 lead, the Gamecocks' first since Cooper's dunk for a 32-31 lead with 1:12 left before halftime. After Wright's foul shots, Cooper converted a three-point play to push the lead to 67-62.

After Carter and Mack traded layups to make it 69-64, Carter made a pair of foul shots with 1:22 left and made a 3 to tie it at 69 with 36 seconds to go before Wright's game winner.

Cooper's 3-pointer with 25 seconds left in regulation knotted it at 62. Missouri called timeout with 19 seconds remaining to set a play. East dribbled for a final shot before Cooper fouled him with 7.4 seconds for just the Gamecocks' sixth foul of the half. Off the dead ball, East missed a tough jumper at the buzzer that Cooper almost blocked.

South Carolina survived 16 turnovers, one off its season-high 17.

**COLUMBIA, S.C. (AP)** – Silas Demary Jr. scored 15 points, Justin Hill scored all nine of his points in the second half and Georgia beat South Carolina 74-69 on Tuesday night.

Hill missed a contested layup with 1:03 remaining and it went out of bounds. The call was overturned after a video review, giving the ball back to Georgia. Hill used a crossover dribble to create separation and he sank a jumper from the free-throw line for a 70-64 lead.

Meechie Johnson answered at the other end with a long 3-pointer from the wing to make it 70-67 with 33.1 left. RJ Melendez sealed it by making two free throws with 17 seconds left for his first points of the second half.

Melendez finished with 27 points for Georgia (13-4, 3-1 SEC). Jabri Abdur-Rahim added 11 points.

Johnson led South Carolina (14-3, 3-1) with 19 points and B.J. Mack added 16. South Carolina was undone by going 17 of 32 from the free-throw line.

Johnson made a 3-pointer with 4:50 remaining in the first half to give him 12 of South Carolina's opening 27 points. The Gamecocks led 34-33 at halftime.

South Carolina took a 48-39 lead with 14:05 remaining in the second half. But the Gamecocks didn't make another field goal until Johnson's 3-pointer with 4:57 remaining to get within 58-56.

Georgia took its first lead in the second half — 51-50 with 9:14 remaining — during South Carolina's field-goal drought of over nine minutes.

**FAYETTEVILLE, Ark. (AP)** – B.J. Mack had 18 points, nine rebounds and three assists to lead South Carolina to a 77-64 victory over Arkansas on Saturday.

Zachary Davis had 12 points, Ta'lon Cooper 11, and Collin Murray-Boyles 11 for the Gamecocks (15-3, 3-2 SEC), who led all the way.

Tramon Mark led Arkansas (10-8, 1-4) with 18 points.

After a dunk by Davis gave South Carolina a 49-36 lead six minutes into the second half, Mark hit back-to-back 3-pointers to get the Razorbacks within 49-42. Cooper then hit a 3-pointer to start a 13-1 run by the Gamecocks and they led by double digits for the remainder.

Mack made three 3-pointers and Collin Murray-Boyles added a dunk in a stretch where South Carolina turned a four-point lead into a 29-19 advantage near the six-minute mark of the first half. Mack scored 12 points in the first half and the Gamecocks led 39-27 at the break.

South Carolina finished the game at 53% from the field with 9 of 18 3-pointers and 12 of 17 free throws.

The Razorbacks shot 37% and made only 5 of 18 3-pointers. They were 13 for 16 from the line and had only five turnovers.

**GAME 16**

Official Basketball Box Score - Final  
South Carolina at Missouri  
01/13/24 Mizzou Arena, Columbia  
2023-24 Men's Basketball  
Game Time: 7:30 PM  
Game Duration: 2:22  
Attendance: 11,132  
Officials: Terry Ojabiy, Vladimir Vlayvay, Devin Short

South Carolina - 71	
NO.	Name
2	B.J. Mack
10	Myles Stute
30	Collin Murray-Boyles
15	Meechie Johnson
55	Talon Cooper
11	Jacobi Wright
12	Zachary Davis
31	Benjamin Bosmans-Vendorok
4	Stephen Clark
33	Josh Gray
Team	

Missouri - 69	
NO.	Name
23	Adrian Shaw
35	Noah Carter
2	Tamar Bates
10	Nick Honor
55	Sean East II
13	Jesus Carrilero Martin
14	Anthony Robinson II
75	Connor Vanover
5	John Torpe
Team	

Biggest lead	7 (1 <sup>st</sup> 17:58)	6 (1 <sup>st</sup> 21:37)
Best Scoring Run	9 (1 <sup>st</sup> 11:46-12:06)	6 (1 <sup>st</sup> 13:07)
Lead Changes	6	9
Times Tied	0	3
Time with Lead	1:54	24:24

**GAME 17**

Official Basketball Box Score - Final  
Georgia at South Carolina  
01/16/24 Colonial Life Arena, Columbia  
2023-24 South Carolina Men's Basketball  
Game Time: 10:00 PM  
Game Duration: 2:04  
Attendance: 12,044  
Officials: Pat Adams, Todd Austin, John Gaffney

Georgia - 74	
NO.	Name
10	RJ Sunahara
54	Russell Tchewa
11	Jabri Abdur-Rahim
33	Noah Thomasson
4	Silas Demary Jr.
15	RJ Melendez
11	Justin Hill
0	Blue Cain
23	Jalen Odehouch
33	Frank Arvezim-Bo
Team	

South Carolina - 69	
NO.	Name
2	B.J. Mack
10	Myles Stute
30	Collin Murray-Boyles
15	Meechie Johnson
55	Talon Cooper
12	Zachary Davis
0	Khaiil Battle
33	Josh Gray
15	Mame Ugusuk
31	Benjamin Bosmans-Vendorok
4	Stephen Clark
Team	

Biggest lead	7 (2 <sup>nd</sup> 6:37)	9 (2 <sup>nd</sup> 14:05)
Best Scoring Run	10 (1 <sup>st</sup> 22:57)	6 (2 <sup>nd</sup> 17:01)
Lead Changes	9	17
Times Tied	6	6
Time with Lead	17:07	19:18

**GAME 18**

Official Basketball Box Score - Final  
South Carolina at Arkansas  
01/20/24 Bud Walton Arena, Fayetteville, Ark.  
2023-24 Men's Basketball  
Game Time: 12:00 PM  
Game Duration: 1:54  
Attendance: 13,031  
Officials: Don Daly, Mike Norcia, Lucas Santos

South Carolina - 77	
NO.	Name
2	B.J. Mack
30	Collin Murray-Boyles
12	Zachary Davis
55	Talon Cooper
11	Jacobi Wright
33	Josh Gray
4	Stephen Clark
15	Morris Uguisuk
Team	

Arkansas - 64	
NO.	Name
2	Treyon Brazile
8	Chandler Lawson
3	Eli Ellis
4	Davonte Davis
12	Tramon Mark
11	Jalen Gresham
24	Jermiah Dewarport
6	Layden Blocker
0	Khaiil Battle
15	Mack Mitchell
1	Keyon Mitchell Jr.
7	Denjoy Harris
5	Joseph Pison
Team	

Biggest lead	15 (2 <sup>nd</sup> 10:03)	1 (1 <sup>st</sup> 20:00)
Best Scoring Run	9 (2 <sup>nd</sup> 10:03)	6 (2 <sup>nd</sup> 12:54)
Lead Changes	0	5
Times Tied	0	1
Time with Lead	38:19	00:00









## THE LAST TIME IN SOUTH CAROLINA BASKETBALL...

### AN INDIVIDUAL ...

<b>Scored 20 or more points:</b>	South Carolina: Collin Murray-Boyles (31), vs. Vanderbilt (Feb. 10, 2024), in Columbia, S.C. Opponent: Allen Flanigan (26), Ole Miss (Feb. 6, 2024), in Columbia, S.C.
<b>Scored 30 or more points:</b>	South Carolina: Collin Murray-Boyles (31) vs. Vanderbilt (Feb. 10, 2024) in Columbia, S.C. Opponent: Dalton Knecht (31), Tennessee (Jan. 30, 2024), in Knoxville, Tenn.
<b>Scored 35 or more points:</b>	South Carolina: Sindarius Thornwell (44) vs. Alabama (Feb. 7, 2017) in Columbia, S.C. Opponent: Emoni Bates (36), Eastern Michigan (Dec. 30, 2022), in Columbia, S.C.
<b>Scored 40 or more points:</b>	South Carolina: Sindarius Thornwell (44), vs. Alabama (Feb. 7, 2017) in Columbia, S.C. Opponent: Brandon Miller (41), No. 2/2 Alabama (Feb. 22, 2023) in Columbia, S.C.
<b>Collected 20 or more rebounds:</b>	South Carolina: Sindarius Thornwell (21), vs. Alabama (Feb. 7, 2017) in Columbia, S.C. Opponent: Ekpe Udoh (20), Baylor (Jan. 2, 2010) in Columbia, S.C.
<b>Collected 15 or more rebounds:</b>	South Carolina: Gregory "GG" Jackson II (16), vs. Western Kentucky (Dec. 22, 2022), in Columbia, S.C. Opponent: Henry Coleman III (15), Texas A&M (Jan. 29, 2022) in College Station, Texas
<b>Made 12 or more field goals:</b>	South Carolina: Collin Murray-Boyles (14) vs. Vanderbilt (Feb. 10, 2024) in Columbia, S.C. Opponent: Brandon Miller (14), No. 2/2 Alabama (Feb. 22, 2023) in Columbia, S.C.
<b>Made 10 or more field goals:</b>	South Carolina: Collin Murray-Boyles (14), vs. Vanderbilt (Feb. 10, 2024), in Columbia, S.C. Opponent: Allen Flanigan (11), Ole Miss (Feb. 6, 2024), in Columbia, S.C.
<b>Attempted 20 or more field goals:</b>	South Carolina: Gregory "GG" Jackson II (20), vs. Ole Miss (March 8, 2023), in Nashville, Tenn. Opponent: Dalton Knecht (24), Tennessee (Jan. 30, 2024), in Knoxville, Tenn.
<b>Attempted 25 or more field goals:</b>	South Carolina: Sindarius Thornwell (25), vs. Alabama (Feb. 7, 2017) in Columbia, S.C. Opponent: Brandon Miller (25), No. 2/2 Alabama (Feb. 22, 2023) in Columbia, S.C.
<b>Dished 10 or more assists:</b>	South Carolina: Jermaine Couisnard (10), vs. Miss. State (March 3, 2020) in Columbia, S.C. Opponent: Zakai Zeigler (11), No. 11/13 Tennessee (Feb. 25, 2023) in Knoxville, Tenn.
<b>Swiped 5 or more steals:</b>	South Carolina: Erik Stevenson (6), vs. Princeton (Nov. 12, 2021) in Asheville, N.C. Opponent: Myles Burns (6), Ole Miss (March 8, 2023), in Nashville, Tenn.
<b>Blocked 5 or more shots:</b>	South Carolina: Maik Kotsar (6), vs. North Greenville (Dec. 31, 2018) in Columbia, S.C. Opponent: Liam Robbins (6), Vanderbilt (Jan. 3, 2023), in Nashville, Tenn.
<b>Made 5 or more 3-point field goals:</b>	South Carolina: B.J. Mack (5), vs. Vanderbilt (Feb. 10, 2024), in Columbia, S.C. Opponent: Mark Sears (6), Alabama (Jan. 9, 2024), in Tuscaloosa, Ala.
<b>Attempted 8 or more 3-point field goals:</b>	South Carolina: B.J. Mack (9), vs. Vanderbilt (Feb. 10, 2024), in Columbia, S.C. Opponent: Jabri Abdur-Rahim (12), Georgia (Feb. 3, 2024), in Athens, Ga.
<b>Made 10 or more free throws:</b>	South Carolina: Gregory "GG" Jackson II (11), at Miss. State (Feb. 28, 2023), in Starkville, Miss. Opponent: Kelton Telford (10), Winthrop (Dec. 19, 2023), in Columbia, S.C.
<b>Attempted 15 or more free throws:</b>	South Carolina: Chris Silva (16), vs. Georgia (March 9, 2019) in Columbia, S.C. Opponent: Kario Oquendo (15), Georgia (Jan. 28, 2023) in Athens, Ga.
<b>Played all 40 minutes of regulation:</b>	South Carolina: AJ Lawson, at LSU (Jan. 16, 2021) in Baton Rouge, La. Opponent: Hunter Cattoor, Virginia Tech (Nov. 10, 2023), in Charlotte, N.C.
<b>A player hit a last-second shot (within 3 seconds) to win a game:</b>	South Carolina: Chico Carter Jr. (10-foot transition jumper), vs. Clemson, (Nov. 11, 2022), in Columbia, S.C. Opponent: Brandon Miller (left-handed layup), No. 2/2 Alabama (Feb. 22, 2023) in Columbia, S.C.
<b>A player had a double-double:</b>	South Carolina: B.J. Mack (17 pts, 13 reb), vs. VMI (Nov. 13, 2023), in Columbia, S.C. Opponent: Ian Schieffelin (12 pts, 12 reb), #24/20 Clemson (Dec. 6, 2023), in Clemson, S.C.
<b>Two or more players had a double-double:</b>	South Carolina: Gregory "GG" Jackson II (20 pts, 10 reb) & Josh Gray (11 pts, 13 reb), at Florida (Jan. 25, 2023), in Gainesville, Fla. Opponent: Nicolas Claxton (13 pts, 10 reb) & Derek Ogbeide (11 pts, 10 reb), Georgia (March 9, 2019) in Columbia, S.C.
<b>A player had a triple-double:</b>	South Carolina: Sam Muldrow (16 points, 14 rebounds, 10 blocks) vs. Vanderbilt (Jan. 8, 2011) in Columbia, S.C. Opponent: Daniel Hackett (Southern California - 22 points, 10 rebounds, 10 assists) (Nov. 17, 2007) in Columbia, S.C. <i>*** Only second triple-double in South Carolina history (Chuck Eidson (25 points, 10 rebounds, 10 assists) vs. SC State (Nov. 29, 2002) in Columbia, S.C.</i>
<b>Scored 30 or more points in back-to-back games:</b>	South Carolina: Devan Downey, 30 vs. Kentucky (Jan. 26, 2010) in Columbia, S.C. 33 vs. Georgia (Jan. 30, 2010) in Columbia, S.C.
<b>Scored 25 or more points in back-to-back games:</b>	South Carolina: AJ Lawson, 25 vs. Florida A&M (Jan. 2, 2021) 30 vs. Texas A&M (Jan. 6, 2021)

### A TEAM ...

<b>Scored 100 or more points:</b>	South Carolina: 105 vs. Army (Dec. 22, 2021) in Columbia, S.C. Opponent: 101, Arkansas (March 2, 2021) in Columbia, S.C.
<b>Scored 50 points or less:</b>	South Carolina: 47, at Alabama (Jan. 9, 2024), in Tuscaloosa, Ala. Opponent: 43, vs. Elon (Dec. 19, 2023), in Columbia, S.C..
<b>Scored 50 points in a half:</b>	South Carolina: 61 (1st half), vs. Army (Dec. 22, 2021) in Columbia, S.C. Opponent: 50 (1st half), Texas A&M (Jan. 14, 2023), in Columbia, S.C.
<b>Failed to score 25 points in a half:</b>	South Carolina: 18 (2nd half), at Alabama (Jan. 9, 2024), in Tuscaloosa, Ala. Opponent: 22 (2nd half), Georgia (Feb. 4, 2024), in Athens, Ga.

<b>Collected 50 or more rebounds:</b>	South Carolina: 51, vs. Western Kentucky (Dec. 22, 2022), in Columbia, S.C. Opponent: 51, Clemson (Dec. 18, 2021) in Clemson, S.C.
<b>Shot 60% or better from the field:</b>	South Carolina: 60.0% (39-65), vs. High Point (March 15, 2016) in Columbia, S.C. Opponent: 69.6% (32-46) Missouri (Feb. 28, 2013) in Columbia, S.C.
<b>Shot 50% or better from the field:</b>	South Carolina: 51.7% (30-58), vs. Vanderbilt (Feb. 10, 2024), in Columbia, S.C. Opponent: 50.9% (28-55), Ole Miss (Feb. 6, 2024), in Columbia, S.C.
<b>Shot less than 30% from the field:</b>	South Carolina: 25.0% (12-48), vs. No. 8/9 Tennessee (Jan. 7, 2023), in Columbia, S.C. Opponent: 27.3% (15-55), Texas A&M (Feb. 8, 2020) in Columbia, S.C.
<b>Shot 50% or better from 3-point range (at least 10 attempts):</b>	South Carolina: 50.0% (9-18), at Arkansas (Jan. 20, 2024), in Fayetteville, Ark. Opponent: 53.8% (7-13), Florida A&M (Jan. 3, 2023), in Columbia, S.C.
<b>Shot 20% or less from 3-point range (at least 10 attempts):</b>	South Carolina: 20.0% (5-25), at Alabama (Jan. 9, 2024), in Tuscaloosa, Ala. Opponent: 14.3% (2-14), vs. Elon (Dec. 19, 2023), in Columbia, S.C.
<b>Dished 20 or more assists:</b>	South Carolina: 21, vs. Vanderbilt (Feb. 10, 2024), in Columbia, S.C. Opponent: 29, No. 11/13 Tennessee (Feb. 25, 2023) in Knoxville, Tenn.
<b>Made 35 or more shots:</b>	South Carolina: 45, vs. Allen (Dec. 14, 2021) in Columbia, S.C. Opponent: 36, No. 11/13 Tennessee (Feb. 25, 2023) in Knoxville, Tenn..
<b>Attempted 80 or more shots:</b>	South Carolina: 82, vs. No. 5/4 Kentucky, (Feb. 8, 2022) in Columbia, S.C. Opponent: 83, LSU (Feb. 10, 1996) in Columbia, S.C.
<b>Attempted 70 or more shots:</b>	South Carolina: 71, vs. VMI (Nov. 13, 2023), in Columbia, S.C. Opponent: 72, Army (Dec. 22, 2021) in Columbia, S.C.
<b>Made 10 or more 3-pointers:</b>	South Carolina: 10, at Tennessee (Jan. 30, 2024), in Knoxville, Tenn. Opponent: 11, George Washington (Dec. 1, 2023), in Columbia, S.C.
<b>Did not make a 3-pointer:</b>	South Carolina: vs. USC Upstate (Nov. 6, 2018) in Columbia Opponent: Mississippi State (Feb. 23, 2022) in Columbia, S.C.
<b>Attempted 30 or more 3-pointers:</b>	South Carolina: 30, vs. Elon (Dec. 19, 2023), in Columbia, S.C. Opponent: 37, Vanderbilt (Feb. 14, 2023) in Columbia, S.C.
<b>Attempted 25 or more 3-pointers:</b>	South Carolina: 29, vs. Vanderbilt (Feb. 10, 2024), in Columbia, S.C. Opponent: 28, Georgia (Feb. 3, 2024) in Athens, Ga.
<b>Made 30 or more free throws:</b>	South Carolina: 35, vs. Alabama (Feb. 7, 2017), in Columbia, S.C. Opponent: 34, Ole Miss (Feb. 13, 2021) in Columbia, S.C.
<b>Attempted 40 or more free throws:</b>	South Carolina: 50, vs. Alabama (Feb. 7, 2017) in Columbia, S.C. Opponent: 44, Ole Miss (Feb. 13, 2021) in Columbia, S.C.
<b>Swiped 15 or more steals:</b>	South Carolina: 15, at Georgia (Feb. 27, 2021) in Athens, Ga. Opponent: 15, Georgia (Jan. 28, 2023) in Athens, Ga.
<b>Blocked 12 or more shots:</b>	South Carolina: 12, vs. Coastal Carolina (Nov. 30, 2018) in Columbia, S.C. Opponent: 12, Florida (Feb. 3, 2021) in Gainesville, Fla.
<b>Blocked 8 or more shots:</b>	South Carolina: 8, vs. Georgia (Jan. 16, 2024) in Columbia, S.C. Opponent: 9, Florida (Jan. 25, 2023), in Gainesville, Fla.
<b>Won by 30 or more points:</b>	South Carolina: 32, vs. Florida A&M (Jan. 3, 2023), in Columbia, S.C. Opponent: 40, No. 11/13 Tennessee (Feb. 25, 2023) in Knoxville, Tenn.
<b>Won by 20 or more points:</b>	South Carolina: 27, vs. Elon (Dec. 19, 2023), in Columbia, S.C. Opponent: 21, Florida (Jan. 25, 2023), in Gainesville, Fla.
<b>Played a single overtime game:</b>	Win: 71-69, at Missouri (Jan. 13, 2024), in Columbia, Mo. Loss: 78-76, vs. No. 2/2 Alabama (Feb. 22, 2023) in Columbia, S.C.
<b>Played a double overtime game:</b>	Win: 87-85 vs. WKU (Nov. 27, 2010) in Bowling Green, Ky. Loss: 98-88 vs. Louisville (Feb. 20, 1988) in Columbia, S.C.
<b>South Carolina played a No. 1 Team in the country:</b>	Win: 68-62 vs. No. 1/1 Kentucky (Jan. 26, 2010) in Columbia, S.C. Loss: 85-73 loss to No. 1/1 Tennessee (Feb. 13, 2019) in Knoxville, Tenn.
<b>South Carolina played a top-5 opponent:</b>	Win: 63-59 at No. 5/5 Tennessee, (Jan. 30, 2024) in Knoxville, Tenn. Loss: 78-76 OT loss to No. 2/2 Alabama (Feb. 22, 2023) in Columbia, S.C.
<b>South Carolina played a top-10 opponent:</b>	Win: 63-59 win at No. 5/5 Tennessee (Jan. 30, 2024) in Knoxville, Tenn. Loss: 85-42 loss vs. No. 8/9 Tennessee (Jan. 7, 2023), in Columbia, S.C.
<b>South Carolina played a top-25 opponent:</b>	Win: 63-59 win at No. 5/5 Tennessee (Jan. 30, 2024) in Knoxville, Tenn. Loss: 72-67 loss at #24/20 Clemson (Dec. 6, 2023), in Clemson, S.C.
<b>South Carolina defeated a ranked opponent:</b>	Home: 79-62 win vs. No. 6/6 Kentucky (Jan. 23, 2024) in Columbia, S.C. Away: 63-59 win at No.5/5 Tennessee (Jan. 30, 2024) in Knoxville, Tenn. Neutral: 77-70 vs. No. 20/17 Florida (March 26, 2017) in New York City SEC Home: 79-62 win vs. No. 6/6 Kentucky (Jan. 23, 2024) in Columbia, S.C. SEC Away: 63-59 win at No.5/5 Tennessee (Jan. 30, 2024) in Knoxville, Tenn.
<b>South Carolina defeated a top-10 opponent</b>	Home: 79-62 win vs. No. 6/6 Kentucky (Jan. 23, 2024) in Columbia, S.C. Away: 63-59 win at No. 5/5 Tennessee (Jan. 30, 2024) in Knoxville, Tenn. Neutral: 88-81 win vs. No. 7/7 Duke (March 19, 2017) in Greenville, S.C.
<b>A South Carolina win opened the season:</b>	Home: 82-53 win vs. USC Upstate (Nov. 6, 2023), in Columbia, S.C. Away: 73-52 win at Wofford (Nov. 10, 2017) in Spartanburg, S.C. Neutral: 74-61 win vs. Chaminade (Nov. 19, 2001) in Maui, Hawaii (Maui Invite)
<b>South Carolina opened SEC play:</b>	Home: 68-62 win vs. Miss. State (Jan. 6, 2024), in Columbia, S.C. Away: 84-79 OT loss at Vanderbilt (Jan. 3, 2023), in Nashville, Tenn.

# 0

# EBRIMA DIBBA *Ee-BRIME-uh DEEB-ah*

**RSr. • Guard • 6-5 • 214 • Bredäng, Sweden // Coastal Carolina**

## CAREER HIGHS

### Single Game Highs

Statistic	Value
Points	19 vs Utah 11/21/19
Rebounds	10 vs Ga. Southern 02/21/21, vs App State 03/07/21, at South Alabama 03/28/22
Assists	12 vs ULM 12/30/21
Steals	6 vs Columbia Int'l 12/03/20
Blocks	1 7 times
FG Made	7 4 times
FG Attempts	15 at DePaul 03/27/19
3FG Made	2 7 times
3FG Attempts	6 at DePaul 03/27/19
FT Made	9 vs Winthrop 12/04/21
FT Attempts	12 vs Winthrop 12/04/21

## SUPERLATIVES

	'23-24	Career
Double-figure scoring	-	39
Double-figure rebounding	-	3
Double-figure assists	-	5
Double-double	-	4
5+ assists	-	1
2+ steals	-	34
Team high scoring	-	-
Team high rebounding	-	-
Team high assists	-	-
Team high steals	-	-



**INSTAGRAM:** @ebrimadibba\_  
**TWITTER:** @\_EbrimaDibba

*includes led, or shared team high; \* Carolina ONLY*

## 2023-24 GAME-BY-GAME

Opponent	Date	GS	MIN	Total		3-Pointers		Free throws		Rebounds				PF	A	TO	BLK	STL	PTS	AVG	
				FG-FGA	PCT	3FG-3FGA	PCT	FT-FTA	PCT	OFF	DEF	TOT	AVG								
USC Upstate	11/06/2023		02:49	0-1	.000	0-0	.000	0-0	.000	0	0	0	0	0	1	1	1	0	0	0	0.0
<b>Totals</b>		<b>0</b>	<b>02:49</b>	<b>0-1</b>	<b>.000</b>	<b>0-0</b>	<b>.000</b>	<b>0-0</b>	<b>.000</b>	<b>0</b>	<b>0</b>	<b>0</b>	<b>0</b>	<b>0.0</b>	<b>1</b>	<b>1</b>	<b>0</b>	<b>0</b>	<b>0</b>	<b>0</b>	<b>0.0</b>

### Player Averages

Games Played	Minutes/game	Points/game	FG Pct	3FG Pct	FT Pct	Rebounds/game	Assists/game	Turnovers/game	Assist/Turnover ratio	Steals/game	Blocks/game
1	2.8	0.0	0.0	0.0	0.0	0.0	1.0	1.0	1.0	0.0	0.0

## PLAYER BIO

### 2023-24

- Experienced player who returns after suffering a season-ending achilles injury in summer workouts back in June of 2022

### PRE-SOUTH CAROLINA

- Played 90 games at Coastal Carolina and started 87 games
- Averaged 8.2 points, 5.2 assists and 4.8 rebounds per game over his four seasons as a Chanticleer
- Scored 10 or more points in 39 games in a Coastal Carolina uniform
- Assisted on 10 or more made baskets in five games, two of which notched him a double-double
- Earned a points/assists double-double on Feb. 2, 2019, against Louisiana and on Dec. 6, 2021, against Mercer
- Collected 10 or more rebounds on three different occasions, two of which clinched a double-double
- Earned a points/rebounds double-double against Georgia Southern on Feb. 21, 2021, and against March 7, 2021, against Appalachian State
- Scored a career-high 19 points against Utah on Nov. 21, 2019 and made seven of his 11 field goal attempts
- Dished a career-high 12 assists against Louisiana-Monroe on Dec. 30, 2021
- Swiped multiple steals in 34 games, including grabbing a career-high six steals on Dec. 3, 2021, against Columbia International
- Was named to the 2021 Sun Belt Conference Commissioner's List; was also named to the Coastal Carolina President's List in 2021 (4.0 GPA)

### PERSONAL

- Son of
- Has two brothers and two sisters
- Sport & entertainment management major
- Diehard fan of Chelsea Football Club; soccer is favorite sport other than basketball
- Close friends with Alexander Isak, striker for Newcastle United of the English Premier League
- Earliest basketball memory is playing with his big brother around 9-10 years old

## CAREER STATS

SEASON	TEAM	GP-GS	MIN/AVG	Field Goals		3-Point		F-Throws		Rebounds				Scoring						
				FG-FGA	FG%	3FG-3FGA	3FG%	FT-FTA	FT%	OFF	DEF	TOT	AVG	PF-FO	A	TO	BLK	STL	PTS	AVG
2018-19	CCU	26-24	797/30.6	74-163	.454	13-43	.302	60-78	.769	9	98	107	4.1	48-0	123	67	4	34	221	8.5
2019-20	CCU	6-6	183/30.5	23-52	.442	2-4	.500	17-18	.944	7	18	25	4.2	10-0	29	9	0	10	65	10.8
2020-21	CCU	26-26	856/32.9	70-160	.438	11-37	.297	45-60	.750	21	124	145	5.6	42-0	143	78	3	40	196	7.5
2021-22	CCU	32-31	1063/33.2	85-185	.459	11-31	.355	77-96	.802	19	133	152	4.8	55-1	173	92	0	45	258	8.1
2023-24	USC	1-0	3/2.8	0-1	.000	0-0	.000	0-0	.000	0	0	0	0.0	1-0	1	1	0	0	0	0.0
<b>TOTAL FOR USC</b>	<b>1-0</b>	<b>3/2.8</b>	<b>0-1</b>	<b>.000</b>	<b>0-0</b>	<b>.000</b>	<b>.000</b>	<b>0-0</b>	<b>.000</b>	<b>0</b>	<b>0</b>	<b>0</b>	<b>0.0</b>	<b>1-0</b>	<b>1</b>	<b>1</b>	<b>0</b>	<b>0</b>	<b>0</b>	<b>0.0</b>
<b>TOTAL</b>	<b>91-87</b>	<b>2902/31.9</b>	<b>252-561</b>	<b>.449</b>	<b>37-115</b>	<b>.322</b>	<b>199-252</b>	<b>.790</b>	<b>56</b>	<b>373</b>	<b>429</b>	<b>4.7</b>	<b>156-1</b>	<b>469</b>	<b>247</b>	<b>7</b>	<b>129</b>	<b>740</b>	<b>8.1</b>	

# 1

# JACOBI WRIGHT

Jr. • Guard • 6-2 • 182 • Fort Mill, S.C. // Legacy Early College (Greenville, S.C.)

## CAREER HIGHS

### Single Game Highs

Statistic	Value
Points	18 at LSU 02/18/23, vs Alabama 02/22/23
Rebounds	6 vs Georgetown 12/05/21, vs Eastern Mich. 12/30/22
Assists	6 vs Georgetown 12/05/21
Steals	2 9 times
Blocks	1 vs Florida 01/15/22, vs Davidson 11/18/22, vs Elon 12/22/23
FG Made	7 vs Alabama 02/22/23
FG Attempts	12 vs USC Upstate 11/25/22
3FG Made	5 at LSU 02/18/23
3FG Attempts	8 at LSU 02/18/23
FT Made	5 vs Georgia 03/04/23
FT Attempts	8 vs Georgia 03/04/23

## SUPERLATIVES

	'23-24	Career
Double-figure scoring	6	17
Double-figure assists	-	-
Double-double	-	-
5+ assists	1	2
2+ steals	2	9
Team high scoring	-	-
Team high rebounding	-	-
Team high assists	3	21
Team high steals	5	11

includes led, or shared team high



INSTAGRAM: @jacobi

TWITTER: @JacobiWright

TIKTOK: @jacobiwright

## 2023-24 GAME-BY-GAME

Opponent	Date	GS	MIN	Total		3-Pointers		Free throws		Rebounds			PF	A	TO	BLK	STL	PTS	AVG	
				FG-FGA	PCT	3FG-3FGA	PCT	FT-FTA	PCT	OFF	DEF	TOT								AVG
USC Upstate	11/06/2023		20:49	4-7	.571	1-1	1.000	0-0	.000	1	2	3	3.0	1	2	1	0	0	9	9.0
vs Virginia Tech	11/10/2023		22:13	4-7	.571	1-2	.500	3-3	1.000	0	1	1	2.0	2	0	2	0	1	12	10.5
VMI	11/13/2023		25:29	3-7	.429	2-2	1.000	1-2	.500	0	3	3	2.3	2	2	1	0	1	9	10.0
vs DePaul	11/17/2023		24:27	2-5	.400	0-2	.000	2-2	1.000	0	3	3	2.5	2	2	2	0	0	6	9.0
vs Grand Canyon	11/19/2023		25:49	4-5	.800	0-0	.000	2-2	1.000	0	1	1	2.2	1	3	1	0	1	10	9.2
Notre Dame	11/28/2023		26:14	1-5	.200	1-2	.500	4-4	1.000	1	0	1	2.0	1	2	1	0	1	7	8.8
George Washington	12/01/2023		19:48	1-6	.167	1-3	.333	2-2	1.000	1	2	3	2.1	0	3	0	0	0	5	8.3
at Clemson	12/06/2023		20:44	0-5	.000	0-2	.000	0-0	.000	0	1	1	2.0	0	1	1	0	0	0	7.3
at East Carolina	12/09/2023		19:21	0-4	.000	0-4	.000	0-0	.000	1	2	3	2.1	0	3	1	0	0	0	6.4
Charleston So.	12/16/2023		21:39	2-4	.500	0-1	.000	0-0	.000	1	2	3	2.2	0	1	0	0	0	4	6.2
Winthrop	12/19/2023		21:00	3-5	.600	1-2	.500	0-0	.000	0	0	0	2.0	3	2	0	0	2	7	6.3
Elon	12/22/2023	*	27:01	4-9	.444	0-4	.000	2-2	1.000	0	3	3	2.1	2	3	1	1	2	10	6.6
Florida A&M	12/30/2023		18:20	1-8	.125	0-5	.000	3-5	.600	0	0	0	1.9	1	2	1	0	1	5	6.5
Mississippi St.	01/06/2024		11:12	1-4	.250	1-2	.500	0-0	.000	0	1	1	1.9	0	1	0	0	0	3	6.2
at Alabama	01/09/2024		20:46	1-3	.333	0-1	.000	0-0	.000	0	0	0	1.7	2	0	0	0	0	2	5.9
at Missouri	01/13/2024		29:26	3-8	.375	1-2	.500	4-4	1.000	0	3	3	1.8	3	0	1	0	0	11	6.3
Georgia	01/16/2024		27:28	3-8	.375	0-4	.000	1-2	.500	0	1	1	1.8	2	0	2	0	0	7	6.3
at Arkansas	01/20/2024		26:18	2-7	.286	1-5	.200	0-0	.000	0	0	0	1.7	3	5	0	0	0	5	6.2
Kentucky	01/23/2024		27:16	4-8	.500	4-6	.667	2-4	.500	0	2	2	1.7	1	1	0	0	1	14	6.6
Missouri	01/27/2024		25:39	3-5	.600	2-4	.500	3-4	.750	0	4	4	1.8	2	3	0	0	0	11	6.9
at Tennessee	01/30/2024		26:53	1-4	.250	1-2	.500	0-0	.000	1	2	3	1.9	3	1	0	0	0	3	6.7
at Georgia	02/03/2024		17:49	1-4	.250	0-2	.000	0-0	.000	1	2	3	1.9	0	4	0	0	0	2	6.5
Ole Miss	02/06/2024		15:31	1-3	.333	1-3	.333	0-0	.000	1	0	1	1.9	1	1	0	0	0	3	6.3
Vanderbilt	02/10/2024		20:09	1-3	.333	1-2	.500	0-0	.000	0	0	0	1.8	1	3	0	0	0	3	6.2
<b>Totals</b>			<b>1 541:21</b>	<b>50-134</b>	<b>.373</b>	<b>19-63</b>	<b>.302</b>	<b>29-36</b>	<b>.806</b>	<b>8</b>	<b>35</b>	<b>43</b>	<b>1.8</b>	<b>33</b>	<b>45</b>	<b>15</b>	<b>1</b>	<b>11</b>	<b>148</b>	<b>6.2</b>

### Player Averages

Games Played	Minutes/game	Points/game	FG Pct	3FG Pct	FT Pct	Rebounds/game	Assists/game	Turnovers/game	Assist/Turnover ratio	Steals/game	Blocks/game
24	22.6	6.2	37.3	30.2	80.6	1.8	1.9	0.6	3.0	0.5	0.0

## PLAYER BIO

### AWARDS/HONORS

- SEC Academic Honor Roll – 2021-22, 2022-23
- SEC Community Service Team – 2022

### 2023-24

- Back-to-back double-figure scoring games for the first time this season against No. 6/6 Kentucky (14) and Missouri (11).
- Vital off the bench in Carolina's 79-62 win over No. 6/6 Kentucky on Jan. 23, 2024. Had 14 points knocking down four triples.
- Six double figure games this season ; team 6-0 when he scores 10+
- Made first start of season in place of injured Meechie Johnson in blowout win over Elon (Dec. 22) ; had 10 points, three assists and team-high two steals

### CAREER HIGHLIGHTS

- Became key contributor in sophomore campaign, playing in 32 games with 15 starts including the final nine games of the season
- Averaged 7.3 points, 2.1 rebounds and 1.8 assists per game ; scored in double figures nine times and dished out three or more assists on 10 occasions
- Came off the bench in rivalry win vs. Clemson (Nov. 11) and had 10 points, four rebounds and two assists
- Had 13 points off the bench in overtime game at Georgia (Jan. 28) ; was his first career SEC game in double figures
- Led the team to a comeback victory on the road at Ole Miss (Feb. 11) with 17 points, five rebounds and four assists ; nailed a go-ahead corner 3 with 44 seconds remaining in the 64-61 victory
- Led the team to victory again on the road with a career-high 18 points at LSU (Feb. 18) ; went 5-of-8 from behind the arc, marking career highs in both categories
- Scored 18 points again the ensuing game vs. No. 2/2 Alabama (Feb. 22) ; went 7-of-10 from the field and 4-for-4 at the free throw line in the back-and-forth, overtime thriller
- Appeared in 31 games making nine starts in first season on campus in 2021-22
- Averaged 3.4 points, 1.8 assists and 1.6 rebounds per game

### PERSONAL

- Son of Chris and Mikisha Wright ; has a younger sister, Kiana
- His advice to young people is "believe in yourself, or nobody else will, everyone's journey is different."
- Began playing basketball at the age of five
- Lists Devin Booker as his favorite professional basketball player
- A sport and entertainment management major

## CAREER STATS

SEASON	TEAM	GP-GS	MIN/AVG	Field Goals		3-Point		F-Throws		Rebounds				Scoring						
				FG-FGA	FG%	3FG-3FGA	3FG%	FT-FTA	FT%	OFF	DEF	TOT	AVG	PF-FO	A	TO	BLK	STL	PTS	AVG
2021-22	USC	30-9	465/15.5	36-113	.319	11-43	.256	20-28	.714	7	40	47	1.6	36-0	55	38	1	15	103	3.4
2022-23	USC	32-15	941/29.4	82-207	.396	28-80	.350	42-57	.737	14	53	67	2.1	56-0	57	31	1	17	234	7.3
2023-24	USC	24-1	541/22.6	50-134	.373	19-63	.302	29-36	.806	8	35	43	1.8	33-0	45	15	1	11	148	6.2
<b>TOTAL</b>		<b>86-25</b>	<b>1947/22.6</b>	<b>168-454</b>	<b>.370</b>	<b>58-186</b>	<b>.312</b>	<b>91-121</b>	<b>.752</b>	<b>29</b>	<b>128</b>	<b>157</b>	<b>1.8</b>	<b>125-0</b>	<b>157</b>	<b>84</b>	<b>3</b>	<b>43</b>	<b>485</b>	<b>5.6</b>



### CAREER HIGHS

#### Single Game Highs

Statistic	Value
Points	28 vs Western Caro. 01/14/23
Rebounds	15 at South Carolina St. 11/28/21
Assists	8 5 times
Steals	4 vs Furman 02/15/23
Blocks	6 at Western Caro. 01/05/22
FG Made	11 vs Presbyterian 11/10/22, vs IUPUI 11/25/22, vs ETSU 01/11/23
FG Attempts	20 vs Western Caro. 01/14/23
3FG Made	2 5 times
3FG Attempts	5 vs VMI 02/02/23
FT Made	7 vs Western Caro. 01/14/23
FT Attempts	11 at Furman 01/04/23

### SUPERLATIVES

	'23-24	Career
Double-figure scoring	1	50
Double-figure rebounding	-	11
Double-double	-	11
5+ assists	-	19
3+ steals	-	8
2+ blocks	2	58
Team high scoring	-	-
Team high rebounding	1	1*
Team high assists	-	-
Team high blocks	8	8*



INSTAGRAM: @stephen\_clark4

TWITTER: @stephen\_clark1

includes led, or shared team high; \* Carolina ONLY

### 2023-24 GAME-BY-GAME

Opponent	Date	GS	MIN	Total		3-Pointers		Free throws		Rebounds				PF	A	TO	BLK	STL	PTS	AVG	
				FG-FGA	PCT	3FG-3FGA	PCT	FT-FTA	PCT	OFF	DEF	TOT	AVG								
USC Upstate	11/06/2023	*	14:53	2-4	.500	0-0	.000	0-0	.000	0	2	2	2.0	2	2	4	1	0	4	4.0	
vs Virginia Tech	11/10/2023	*	12:10	1-3	.333	0-0	.000	0-0	.000	1	1	2	2.0	1	1	0	0	0	2	3.0	
VMI	11/13/2023	*	11:56	3-6	.500	1-2	.500	0-0	.000	0	2	2	2.0	3	1	1	1	0	7	4.3	
vs DePaul	11/17/2023	*	11:16	1-1	1.000	0-0	.000	0-0	.000	0	2	2	2.0	2	2	0	1	0	2	3.8	
vs Grand Canyon	11/19/2023	*	20:36	3-3	1.000	0-0	.000	0-0	.000	0	1	1	1.8	4	2	1	1	0	6	4.2	
Notre Dame	11/28/2023	*	05:13	0-0	.000	0-0	.000	0-0	.000	0	0	0	1.5	1	0	0	1	0	0	3.5	
George Washington	12/01/2023	*	08:42	0-0	.000	0-0	.000	0-0	.000	1	4	5	2.0	3	0	1	2	0	0	3.0	
at Clemson	12/06/2023	*	16:29	3-5	.600	1-2	.500	3-3	1.000	1	4	5	2.4	3	0	1	1	1	10	3.9	
at East Carolina	12/09/2023	*	14:12	0-3	.000	0-1	.000	1-2	.500	0	1	1	2.2	4	2	0	3	0	1	3.6	
Charleston So.	12/16/2023	*	10:52	1-1	1.000	0-0	.000	0-0	.000	1	1	2	2.2	0	1	1	0	0	2	3.4	
Winthrop	12/19/2023	*	10:45	2-5	.400	0-0	.000	0-0	.000	1	1	2	2.2	1	0	0	1	0	4	3.5	
Elon	12/22/2023	*	10:54	1-4	.250	0-0	.000	1-2	.500	1	2	3	2.3	0	0	0	0	0	3	3.4	
Florida A&M	12/30/2023	*	19:28	2-3	.667	0-0	.000	0-0	.000	2	7	9	2.8	1	4	0	1	0	4	3.5	
Mississippi St.	01/06/2024	*	12:56	0-0	.000	0-0	.000	0-0	.000	1	0	1	2.6	1	0	3	0	0	0	3.2	
at Alabama	01/09/2024	*	08:50	0-2	.000	0-1	.000	0-0	.000	1	0	1	2.5	1	0	1	0	0	0	3.0	
at Missouri	01/13/2024	*	08:52	1-1	1.000	0-0	.000	1-2	.500	2	0	2	2.5	1	0	0	0	0	3	3.0	
Georgia	01/16/2024	*	00:08	0-0	.000	0-0	.000	0-0	.000	0	1	1	2.4	0	0	0	0	0	0	2.8	
at Arkansas	01/20/2024	*	13:15	0-0	.000	0-0	.000	1-2	.500	2	2	4	2.5	3	1	1	0	0	1	2.7	
Kentucky	01/23/2024	*	08:11	1-2	.500	0-0	.000	1-3	.333	0	0	0	2.4	2	1	0	0	0	3	2.7	
Missouri	01/27/2024	*	06:33	0-0	.000	0-0	.000	0-0	.000	0	1	1	2.3	1	1	0	0	1	0	2.6	
<b>Totals</b>			<b>15</b>	<b>226:10</b>	<b>21-43</b>	<b>.488</b>	<b>2-6</b>	<b>.333</b>	<b>8-14</b>	<b>.571</b>	<b>14</b>	<b>32</b>	<b>46</b>	<b>2.3</b>	<b>34</b>	<b>18</b>	<b>14</b>	<b>13</b>	<b>2</b>	<b>52</b>	<b>2.6</b>

#### Player Averages

Games Played	Minutes/game	Points/game	FG Pct	3FG Pct	FT Pct	Rebounds/game	Assists/game	Turnovers/game	Assist/Turnover ratio	Steals/game	Blocks/game
20	11.3	2.6	48.8	33.3	57.1	2.3	0.9	0.7	1.3	0.1	0.7

### PLAYER BIO

#### AWARDS/HONORS

- SoCon Honor Roll (2019-20)

#### 2023-24

- Has recorded a block in 10 games this season.
- Had season-high three blocks in win at East Carolina (Dec. 9) in team's first true road victory of the season.

#### CAREER HIGHLIGHTS

- Played in 109 games, making 88 starts in four seasons at The Citadel (2019-23) ; had 48 career games in double figures
- Averaged 9.5 points, 5.1 rebounds, 2.6 assists and 1.8 blocks per game
- Scored 1,038 career points for the Bulldogs
- Shot 52.1 percent from the field for his career (428-of-821)
- Had the best season of his career as a senior in 2022-23, averaging 16.3 points, 6.5 rebounds, 2.8 assists and 1.8 blocks per game
- Logged 10, 20-point performances in final season in Charleston; scored career-high 28 points in a 65-51 win over Western Carolina (1/14/23)
- Averaged 9.7 points, 6.1 rebounds, 3.6 assists and 2.4 blocks per game as a junior in 2021-22 ; shot 53.9 percent from the floor (125-of-232)

#### PERSONAL

- Son of Drew and Missy Clark
- Graduated from The Citadel with a degree in mechanical engineering
- Favorite pregame meal is steak and potatoes
- Winning is what motivates him
- His biggest red flag in a person is if they are on social media too much

### CAREER STATS

SEASON	TEAM	GP-GS	MIN/AVG	Field Goals		3-Point		F-Throws		Rebounds				Scoring						
				FG-FGA	FG%	3FG-3FGA	3FG%	FT-FTA	FT%	OFF	DEF	TOT	AVG	PF-FO	A	TO	BLK	STL	PTS	AVG
2019-20	Cit	21-7	326/15.5	31-62	.500	3-19	.158	4-8	.500	11	29	40	1.9	27-0	23	24	16	8	69	3.3
2020-21	Cit	25-18	584/23.4	62-100	.620	2-12	.167	22-41	.537	30	86	116	4.6	49-0	53	41	46	19	148	5.9
2021-22	Cit	31-31	981/31.6	125-232	.539	10-35	.286	40-73	.548	41	147	188	6.1	96-4	112	72	75	19	300	9.7
2022-23	Cit	32-32	1106/34.6	210-427	.492	11-49	.224	90-134	.672	49	160	209	6.5	80-6	91	94	58	29	521	16.3
2023-24	USC	20-15	226/11.3	21-43	.488	2-6	.333	8-14	.571	14	32	46	2.3	34-0	18	14	13	2	52	2.6
<b>TOTAL FOR USC</b>		<b>20-15</b>	<b>226/11.3</b>	<b>21-43</b>	<b>.488</b>	<b>2-6</b>	<b>.333</b>	<b>8-14</b>	<b>.571</b>	<b>14</b>	<b>32</b>	<b>46</b>	<b>2.3</b>	<b>34-0</b>	<b>18</b>	<b>14</b>	<b>13</b>	<b>2</b>	<b>52</b>	<b>2.6</b>
<b>TOTAL</b>		<b>129-103</b>	<b>3223/25.0</b>	<b>449-864</b>	<b>.520</b>	<b>28-121</b>	<b>.231</b>	<b>164-270</b>	<b>.607</b>	<b>145</b>	<b>454</b>	<b>599</b>	<b>4.6</b>	<b>286-10</b>	<b>297</b>	<b>245</b>	<b>208</b>	<b>77</b>	<b>1090</b>	<b>8.4</b>







# 12

# ZACHARY DAVIS

So. • Guard • 6-7 • 194 • Orangeburg, S.C. // Denmark-Olar (Denmark, S.C.)

## CAREER HIGHS

### Single Game Highs

Statistic	Value
Points	13 vs Texas A&M 01/14/23
Rebounds	8 vs USC Upstate 11/06/23
Assists	3 vs Georgia 01/16/24, vs Kentucky 01/23/24, at Georgia 02/03/24
Steals	3 vs Alabama 02/22/23, vs Georgia 03/04/23, vs USC Upstate 11/06/23
Blocks	2 vs Tennessee 01/07/23
FG Made	5 at Arkansas 01/20/24
FG Attempts	8 vs USC Upstate 11/25/22, at Arkansas 01/20/24
3FG Made	2 vs Alabama 02/22/23, vs DePaul 11/17/23, vs Missouri 01/27/24
3FG Attempts	5 vs USC Upstate 11/25/22
FT Made	4 vs Texas A&M 01/14/23
FT Attempts	5 vs Texas A&M 01/14/23

## SUPERLATIVES

	'23-24	Career
Double-figure scoring	2	3
Double-figure rebounding	-	-
Double-figure assists	-	-
Double-double	-	-
5+ assists	-	1
3+ steals	1	3
Team high scoring	-	1
Team high rebounding	1	1
Team high assists	1	3
Team high steals	8	17



INSTAGRAM: @therealzlo

TWITTER: @ZacharyDavis12\_

TIKTOK: @zlo.12

includes led, or shared team high

## 2023-24 GAME-BY-GAME

Opponent	Date	GS	MIN	Total		3-Pointers		Free throws		Rebounds			PF	A	TO	BLK	STL	PTS	AVG	
				FG-FGA	PCT	3FG-3FGA	PCT	FT-FTA	PCT	OFF	DEF	TOT								AVG
USC Upstate	11/06/2023		21:37	2-5	.400	0-1	.000	0-0	.000	2	6	8	8.0	0	0	0	3	4	4.0	
vs Virginia Tech	11/10/2023		17:31	0-1	.000	0-1	.000	0-0	.000	0	0	0	4.0	1	0	0	1	0	2.0	
vs DePaul	11/17/2023		18:46	3-6	.500	2-3	.667	2-4	.500	1	2	3	3.7	1	0	2	0	1	10	4.7
vs Grand Canyon	11/19/2023		12:10	2-4	.500	1-2	.500	0-0	.000	0	0	0	2.8	3	1	0	0	0	5	4.8
Notre Dame	11/28/2023		29:18	0-1	.000	0-1	.000	0-0	.000	0	4	4	3.0	2	2	0	1	1	0	3.8
George Washington	12/01/2023		22:36	2-5	.400	1-3	.333	0-2	.000	1	2	3	3.0	1	2	0	0	2	5	4.0
at Clemson	12/06/2023		22:07	2-4	.500	1-3	.333	0-0	.000	0	5	5	3.3	1	1	0	0	0	5	4.1
at East Carolina	12/09/2023		21:52	3-5	.600	1-2	.500	2-2	1.000	0	5	5	3.5	2	0	1	0	1	9	4.8
Charleston So.	12/16/2023		18:31	2-4	.500	1-3	.333	0-0	.000	0	3	3	3.4	1	0	1	0	0	5	4.8
Winthrop	12/19/2023		11:19	0-4	.000	0-2	.000	0-0	.000	2	3	5	3.6	0	0	1	1	2	0	4.3
Elon	12/22/2023		18:42	1-3	.333	1-3	.333	0-0	.000	1	2	3	3.5	1	1	2	1	1	3	4.2
Florida A&M	12/30/2023		17:02	4-6	.667	1-2	.500	0-1	.000	0	6	6	3.8	0	1	0	0	0	9	4.6
Mississippi St.	01/06/2024		24:57	3-4	.750	1-2	.500	2-2	1.000	3	1	4	3.8	2	1	2	0	0	9	4.9
at Alabama	01/09/2024		16:42	1-4	.250	0-1	.000	2-2	1.000	1	1	2	3.6	0	0	0	0	0	4	4.9
at Missouri	01/13/2024		24:24	1-4	.250	0-2	.000	0-0	.000	3	4	7	3.9	2	0	1	0	0	2	4.7
Georgia	01/16/2024		23:16	0-5	.000	0-3	.000	1-2	.500	1	2	3	3.8	3	3	0	0	0	1	4.4
at Arkansas	01/20/2024	*	25:50	5-8	.625	0-1	.000	2-2	1.000	1	3	4	3.8	4	0	1	0	0	12	4.9
Kentucky	01/23/2024	*	24:21	2-4	.500	1-2	.500	0-0	.000	1	2	3	3.8	1	3	3	0	2	5	4.9
Missouri	01/27/2024	*	26:22	2-6	.333	2-4	.500	0-0	.000	0	0	0	3.6	3	2	1	0	0	6	4.9
at Tennessee	01/30/2024	*	19:17	0-5	.000	0-4	.000	0-0	.000	1	1	2	3.5	2	2	3	0	0	0	4.7
at Georgia	02/03/2024	*	31:33	3-5	.600	0-2	.000	0-0	.000	0	6	6	3.6	3	3	0	0	1	6	4.8
Ole Miss	02/06/2024	*	19:36	2-4	.500	1-3	.333	0-0	.000	0	2	2	3.5	0	1	0	0	1	5	4.8
Vanderbilt	02/10/2024	*	22:13	1-2	.500	1-2	.500	0-0	.000	0	2	2	3.5	2	1	0	0	0	3	4.7
<b>Totals</b>			<b>7 490:03</b>	<b>41-99</b>	<b>.414</b>	<b>15-52</b>	<b>.288</b>	<b>11-17</b>	<b>.647</b>	<b>18</b>	<b>62</b>	<b>80</b>	<b>3.5</b>	<b>35</b>	<b>24</b>	<b>18</b>	<b>4</b>	<b>16</b>	<b>108</b>	<b>4.7</b>

### Player Averages

Games Played	Minutes/game	Points/game	FG Pct	3FG Pct	FT Pct	Rebounds/game	Assists/game	Turnovers/game	Assist/Turnover ratio	Steals/game	Blocks/game
23	21.3	4.7	41.4	28.8	64.7	3.5	1.0	0.8	1.3	0.7	0.2

## PLAYER BIO

### 2023-24

- Made first start of the season in win at Arkansas. Contributed key minutes scoring 12 points on 5-of-8 shooting and grabbed four rebounds.
- Lengthy guard with impressive wingspan, has developed into one of the team's top defenders
- Has made 15 3s on the year, surpassing his season total of six made 3s as a freshman in 2022-23
- Pulled down seven crucial rebounds in OT road win at Missouri (Jan. 13); led team with a +/- of +9
- Led the bench with nine points and four rebounds in SEC opening win over Miss. State (Jan. 6)
- Scored nine points with six rebounds in win vs. FAMU (Dec. 30)
- Had nine points and five rebounds in team's first true road win of the season at ECU (Dec. 9)
- Had 10 points off the bench in win over DePaul in the semifinals of the Arizona Tip-Off (Nov. 17)
- Led team with eight rebounds and three steals in season-opening win vs. USC Upstate (Nov. 6)
- Missed the VMI game (Nov. 13) due to illness

### CAREER HIGHLIGHTS

- Appeared in 30 games making a pair of starts; averaged 2.2 points, 2.2 rebounds and 0.7 assists per game while shooting 38.2 percent (26-of-68) from the floor
- Made his Gamecock debut in a season-opening win vs. SC State (Nov. 8); scored four points and pulled down three rebounds in 19 minutes of action
- Started for the first time in a 68-53 win vs. USC Upstate (Nov. 25) and finished the game with seven points, four rebounds and an assist
- Started for the first time in SEC play vs. Texas A&M (Jan. 14) and had a season-high 13 points in 22 minutes; went 4-of-6 from the field in what was his only game in double figures on the season
- Had six points, five rebounds (season high) and three steals (season high) in 26 minutes (season high) during a tough 78-76, overtime loss vs. No. 2/2 Alabama (Feb. 22)

### PERSONAL

- Son of Hercules and Karla Davis – has an older sister, Danielle
- Dad was his high school coach at Denmark-Olar
- Earned a spot on the A-B honor roll every year of high school
- Thinks he can beat coach Paris in HORSE but that it would be a 'good game'
- Shrimp alfredo is favorite meal and go-to spot for a meal is Zaxby's
- Mass communication major

## CAREER STATS

SEASON	TEAM	GP-GS	MIN/AVG	Field Goals		3-Point		F-Throws		Rebounds				Scoring						
				FG-FGA	FG%	3FG-3FGA	3FG%	FT-FTA	FT%	OFF	DEF	TOT	AVG	PF-FO	A	TO	BLK	STL	PTS	AVG
2022-23	USC	30-2	418/13.9	26-68	.382	6-35	.171	8-12	.667	16	51	67	2.2	33-0	22	18	5	21	66	2.2
2023-24	USC	23-7	490/21.3	41-99	.414	15-52	.288	11-17	.647	18	62	80	3.5	35-0	24	18	4	16	108	4.7
<b>TOTAL</b>		<b>53-9</b>	<b>908/17.1</b>	<b>67-167</b>	<b>.401</b>	<b>21-87</b>	<b>.241</b>	<b>19-29</b>	<b>.655</b>	<b>34</b>	<b>113</b>	<b>147</b>	<b>2.8</b>	<b>68-0</b>	<b>46</b>	<b>36</b>	<b>9</b>	<b>37</b>	<b>174</b>	<b>3.3</b>

# 14

# ELI SPARKMAN

**So. • Guard • 6-0 • 160 • Cleveland, Tenn. // Baylor School (Chattanooga, Tenn.)**

## CAREER HIGHS

### Single Game Highs

Statistic	Value
Points	6 at Mississippi St. 02/28/23
Rebounds	3 vs VMI 11/13/23
Assists	1 vs South Carolina St. 11/08/22, vs Colorado St. 11/17/22, at George Washington 11/30/22
Steals	1 vs Colorado St. 11/17/22, vs Texas A&M 01/14/23, vs Ole Miss 03/08/23
FG Made	2 at Mississippi St. 02/28/23
FG Attempts	3 at Mississippi St. 02/28/23
3FG Made	2 at Mississippi St. 02/28/23
3FG Attempts	3 at Mississippi St. 02/28/23
FT Made	2 vs Colorado St. 11/17/22, vs USC Upstate 11/06/23
FT Attempts	2 vs Colorado St. 11/17/22, vs USC Upstate 11/06/23

## SUPERLATIVES

	'23-24	Career
Double-figure scoring	-	-
Double-figure assists	-	-
Double-double	-	-
5+ assists	-	-
2+ steals	-	-
Team high scoring	-	-
Team high rebounding	-	-
Team high assists	-	-
Team high steals	-	-

*includes led, or shared team high*



**INSTAGRAM:** @elisparkmann  
**TWITTER:** @SparkmanEli  
**TIKTOK:** @sparkyyyyyyyyyy

## 2023-24 GAME-BY-GAME

Opponent	Date	GS	MIN	Total		3-Pointers		Free throws		Rebounds				PF	A	TO	BLK	STL	PTS	AVG
				FG-FGA	PCT	3FG-3FGA	PCT	FT-FTA	PCT	OFF	DEF	TOT	AVG							
USC Upstate	11/06/2023		08:29	0-1	.000	0-1	.000	2-2	1.000	0	1	1	1.0	0	0	1	0	0	2	2.0
VMI	11/13/2023		09:25	1-2	.500	0-1	.000	0-0	.000	1	2	3	2.0	1	0	0	0	0	2	2.0
George Washington	12/01/2023		01:16	0-1	.000	0-1	.000	0-0	.000	0	0	0	1.3	0	0	0	0	0	1.3	
Elon	12/22/2023		02:11	0-1	.000	0-1	.000	0-0	.000	0	0	0	1.0	0	0	0	0	0	1.0	
<b>Totals</b>		<b>0</b>	<b>21:21</b>	<b>1-5</b>	<b>.200</b>	<b>0-4</b>	<b>.000</b>	<b>2-2</b>	<b>1.000</b>	<b>1</b>	<b>3</b>	<b>4</b>	<b>1.0</b>	<b>1</b>	<b>0</b>	<b>1</b>	<b>0</b>	<b>0</b>	<b>4</b>	<b>1.0</b>

### Player Averages

Games Played	Minutes/game	Points/game	FG Pct	3FG Pct	FT Pct	Rebounds/game	Assists/game	Turnovers/game	Assist/Turnover ratio	Steals/game	Blocks/game
4	5.3	1.0	20.0	0.0	100.0	1.0	0.0	0.3	0.0	0.0	0.0

## PLAYER BIO

### AWARDS/HONORS

- SEC Academic Honor Roll (2022-23)

### 2023-24

- Has appeared in four games so far this season
- Pulled down career-high three rebounds in double-digit victory over VMI (Nov. 13) in season-high 9 minutes of work

### CAREER HIGHLIGHTS

- Joined the Gamecocks as a walk-on prior to the start of the academic year in 2022-23
- Appeared in 12 games (eight in SEC play) off the bench, averaging 1.4 points in 6.2 minutes per game ; 15 of his 17 points came from behind the arc ; also logged three assists and three steals
- Made his debut in Garnet & Black in season opening win vs. SC State (Nov. 8) ; logged three minutes and dished out an assist
- Scored his first career points with a pair of free throws vs. Colorado State (Nov. 17) in the team's opening game of the Charleston Classic
- Made a 3-pointer in four of the team's final five games of the season
- Played season-high 11 minutes at Mississippi State (Feb. 28) and knocked down a pair of 3s for a season-high six points
- Saw 10 minutes of action in the opening game of the SEC Tournament vs. Ole Miss (March 8) ; had three points and a steal

### PERSONAL

- Son of Jon and Libby Sparkman
- Has an older brother, Ben, who was his high school teammate at the Baylor School
- Born on Jan. 23, 2004
- International business major

## CAREER STATS

SEASON	TEAM	GP-GS	MIN/AVG	Field Goals		3-Point		F-Throws		Rebounds				Scoring						
				FG-FGA	FG%	3FG-3FGA	3FG%	FT-FTA	FT%	OFF	DEF	TOT	AVG	PF-FO	A	TO	BLK	STL	PTS	AVG
2022-23	USC	12-0	74/6.2	5-10	.500	5-8	.625	2-2	1.000	2	6	8	0.7	6-0	3	2	0	3	17	1.4
2023-24	USC	4-0	21/5.3	1-5	.200	0-4	.000	2-2	1.000	1	3	4	1.0	1-0	0	1	0	0	4	1.0
<b>TOTAL</b>		<b>16-0</b>	<b>95/6.0</b>	<b>6-15</b>	<b>.400</b>	<b>5-12</b>	<b>.417</b>	<b>4-4</b>	<b>1.000</b>	<b>3</b>	<b>9</b>	<b>12</b>	<b>0.8</b>	<b>7-0</b>	<b>3</b>	<b>3</b>	<b>0</b>	<b>3</b>	<b>21</b>	<b>1.3</b>

# 15

# MORRIS UGUSUK *OOO-gah-SUK*

Fr. • Guard • 6-4 • 160 • Helsinki, Finland // DRIVE Academy

## CAREER HIGHS

### Single Game Highs

Statistic	Value
Points	11 vs Florida A&M 12/30/23
Rebounds	4 at Tennessee 01/30/24
Assists	5 vs Charleston So. 12/16/23
Steals	2 vs VMI 11/13/23
Blocks	1 vs Virginia Tech 11/10/23, vs DePaul 11/17/23, at Alabama 01/09/24
FG Made	3 vs Florida A&M 12/30/23, vs Missouri 01/27/24
FG Attempts	9 vs VMI 11/13/23
3FG Made	3 vs Florida A&M 12/30/23
3FG Attempts	6 vs Winthrop 12/19/23
FT Made	2 vs Florida A&M 12/30/23, at Alabama 01/09/24, vs Missouri 01/27/24
FT Attempts	2 4 times

## SUPERLATIVES

'23-24

Double-figure scoring	2
Double-figure assists	-
5+ assists	1
2+ steals	-
2+ blocks	-
Team high scoring	-
Team high assists	2
Team high blocks	3
Team high steals	1

includes led, or shared team high



**INSTAGRAM:** @morrisingusuk

**TWITTER:** @morrisingusuk

**TIKTOK:** @morrisingusuk23

## 2023-24 GAME-BY-GAME

Opponent	Date	GS	MIN	Total		3-Pointers		Free throws		Rebounds				PF	A	TO	BLK	STL	PTS	AVG
				FG-FGA	PCT	3FG-3FGA	PCT	FT-FTA	PCT	OFF	DEF	TOT	AVG							
USC Upstate	11/06/2023		20:14	2-5	.400	1-3	.333	0-1	.000	0	1	1	1.0	1	3	1	0	0	5	5.0
vs Virginia Tech	11/10/2023		12:24	0-0	.000	0-0	.000	0-0	.000	0	1	1	1.0	1	2	1	1	0	0	2.5
VMI	11/13/2023		24:10	2-9	.222	1-3	.333	0-0	.000	1	1	2	1.3	0	1	2	0	2	5	3.3
vs DePaul	11/17/2023		16:11	0-1	.000	0-1	.000	0-0	.000	0	0	0	1.0	0	0	1	1	0	0	2.5
vs Grand Canyon	11/19/2023		05:54	0-0	.000	0-0	.000	0-0	.000	0	1	1	1.0	0	0	0	0	0	0	2.0
Notre Dame	11/28/2023		12:03	0-1	.000	0-1	.000	0-0	.000	1	0	1	1.0	0	0	0	0	0	0	1.7
George Washington	12/01/2023		14:03	2-3	.667	2-3	.667	0-0	.000	1	0	1	1.0	0	0	1	0	0	6	2.3
at East Carolina	12/09/2023		09:48	1-2	.500	1-2	.500	0-0	.000	0	0	0	0.9	1	0	0	0	0	3	2.4
Charleston So.	12/16/2023		24:08	1-3	.333	0-2	.000	0-0	.000	0	1	1	0.9	0	5	0	0	1	2	2.3
Winthrop	12/19/2023		13:27	2-6	.333	2-6	.333	0-0	.000	0	0	0	0.8	1	0	0	0	0	6	2.7
Elon	12/22/2023		17:54	0-4	.000	0-4	.000	0-0	.000	0	1	1	0.8	2	1	1	0	0	0	2.5
Florida A&M	12/30/2023		20:09	3-6	.500	3-5	.600	2-2	1.000	1	2	3	1.0	0	0	0	0	0	11	3.2
Mississippi St.	01/06/2024		04:01	0-2	.000	0-2	.000	0-0	.000	0	0	0	0.9	0	0	0	0	0	0	2.9
at Alabama	01/09/2024		07:22	0-0	.000	0-0	.000	2-2	1.000	0	1	1	0.9	0	1	0	1	0	2	2.9
Georgia	01/16/2024		03:21	0-1	.000	0-1	.000	0-0	.000	0	0	0	0.9	0	0	0	0	0	0	2.7
at Arkansas	01/20/2024		09:22	2-4	.500	0-2	.000	1-2	.500	0	0	0	0.8	1	0	1	0	0	5	2.8
Kentucky	01/23/2024		04:54	0-1	.000	0-1	.000	0-0	.000	0	0	0	0.8	0	0	0	0	0	0	2.6
Missouri	01/27/2024		11:12	3-3	1.000	2-2	1.000	2-2	1.000	0	1	1	0.8	0	0	0	0	0	10	3.1
at Tennessee	01/30/2024		10:14	0-3	.000	0-2	.000	0-0	.000	1	3	4	0.9	0	0	0	0	0	0	2.9
at Georgia	02/03/2024		06:35	1-2	.500	1-2	.500	0-0	.000	0	0	0	0.9	0	0	0	0	0	3	2.9
Ole Miss	02/06/2024		09:38	2-4	.500	0-2	.000	0-0	.000	0	0	0	0.9	0	1	1	0	0	4	3.0
Vanderbilt	02/10/2024		04:00	0-0	.000	0-0	.000	0-0	.000	0	0	0	0.8	0	0	0	0	0	0	2.8
<b>Totals</b>			<b>0 261:04</b>	<b>21-60</b>	<b>.350</b>	<b>13-44</b>	<b>.295</b>	<b>7-9</b>	<b>.778</b>	<b>5</b>	<b>13</b>	<b>18</b>	<b>0.8</b>	<b>7</b>	<b>14</b>	<b>9</b>	<b>3</b>	<b>3</b>	<b>62</b>	<b>2.8</b>

### Player Averages

Games Played	Minutes/game	Points/game	FG Pct	3FG Pct	FT Pct	Rebounds/game	Assists/game	Turnovers/game	Assist/Turnover ratio	Steals/game	Blocks/game
22	11.9	2.8	35.0	29.5	77.8	0.8	0.6	0.4	1.6	0.1	0.1

## PLAYER BIO

### 2023-24

- Had 10 points off the bench in win vs. Missouri on Jan. 27.
- Talented first-year player expected to be vital piece off the Gamecocks' bench this season
- Scored career-high 11 points off bench in victory over FAMU (Dec. 30) ; hit a trio of 3s in the game
- Had career-high six points in blowout win over George Washington (Dec. 1) ; hit pair of 3s as team knocked down school record 18 triples in the game
- Scored his first career points as a Gamecock in team's season-opening win over USC Upstate (Nov. 6) ; finished the 82-59 blowout with five points and three assists in 20 minutes

### PRE-SOUTH CAROLINA

- Averaged 17.2 points, 5.3 assists, 4.3 rebounds and 2.2 steals per game in final season playing for Drive Basketball Academy
- Played for Panterit Helsinki in the Finnish 1st Division and averaged 12.0 points, 2.8 assists and 2.8 rebounds in five games ; shot 58.5 percent from the floor and 60.0 percent from behind the arc ; team was undefeated in his five appearances for the club
- Represented his home country at the 2022 FIBA U18 European Championship
- Averaged 9.1 points, 3.1 rebounds, 2.9 assists and 1.7 steals per game in the tournament ; was efficient as he played just 19.7 minutes per game in seven appearances helping Finland to a third-place finish
- Teammates at DRIVE Academy with Gamecock signee Okku Federiko

### PERSONAL

- Son of Michael Ugusuk and Sunday Lado
- Has two older sisters, Sara and Maklin, and a younger sister Gloria
- List mac and cheese as his favorite food
- Favorite pro players to watch/learn from are Kyrie Irving, Shai Gilgeous-Alexander and LeBron James
- Greece is favorite vacation spot
- Chose South Carolina because it felt like HOME
- Mass communications major

## CAREER STATS

SEASON	TEAM	GP-GS	MIN/AVG	Field Goals		3-Point		F-Throws		Rebounds				Scoring						
				FG-FGA	FG%	3FG-3FGA	3FG%	FT-FTA	FT%	OFF	DEF	TOT	AVG	PF-FO	A	TO	BLK	STL	PTS	AVG
2023-24	USC	22-0	261/11.9	21-60	.350	13-44	.295	7-9	.778	5	13	18	0.8	7-0	14	9	3	3	62	2.8
<b>TOTAL</b>		<b>22-0</b>	<b>261/11.9</b>	<b>21-60</b>	<b>.350</b>	<b>13-44</b>	<b>.295</b>	<b>7-9</b>	<b>.778</b>	<b>5</b>	<b>13</b>	<b>18</b>	<b>0.8</b>	<b>7-0</b>	<b>14</b>	<b>9</b>	<b>3</b>	<b>3</b>	<b>62</b>	<b>2.8</b>

# 30

# COLLIN-MURRAY BOYLES

Fr. • Forward • 6-7 • 231 • Columbia, S.C. // Wasatch Academy (Mt. Pleasant, Utah)

## CAREER HIGHS

### Single Game Highs

Statistic	Value	
Points	31	vs Vanderbilt 02/10/24
Rebounds	9	vs Kentucky 01/23/24, vs Ole Miss 02/06/24
Assists	5	vs Kentucky 01/23/24
Steals	4	vs Missouri 01/27/24
Blocks	4	vs Georgia 01/16/24
FG Made	14	vs Vanderbilt 02/10/24
FG Attempts	17	vs Vanderbilt 02/10/24
3FG Attempts	1	5 times
FT Made	7	vs Florida A&M 12/30/23
FT Attempts	10	vs Georgia 01/16/24

## SUPERLATIVES

	'23-24
Double-figure scoring	6
Double-figure rebounding	-
Double-double	-
5+ assists	1
2+ blocks	4
2+ steals	4
Team high scoring	4
Team high rebounding	5
Team high assists	2
Team high blocks	6
Team high steals	7



**INSTAGRAM:** @30murrayjr  
**TWITTER:** @boyles\_murray

includes led, or shared team high

## 2023-24 GAME-BY-GAME

Opponent	Date	GS	MIN	Total		3-Pointers		Free throws		Rebounds				PF	A	TO	BLK	STL	PTS	AVG	
				FG-FGA	PCT	3FG-3FGA	PCT	FT-FTA	PCT	OFF	DEF	TOT	AVG								
George Washington	12/01/2023		03:33	1-2	.500	0-0	.000	0-0	.000	0	0	0	0	1	1	0	0	0	2	2.0	
at Clemson	12/06/2023		16:36	2-5	.400	0-1	.000	1-4	.250	1	3	4	2.0	2	1	1	1	0	5	3.5	
at East Carolina	12/09/2023		09:03	1-2	.500	0-0	.000	1-2	.500	1	1	2	2.0	2	0	0	0	0	3	3.3	
Charleston So.	12/16/2023		09:04	3-7	.429	0-1	.000	1-1	1.000	2	1	3	2.3	0	2	0	0	0	7	4.3	
Winthrop	12/19/2023		09:45	0-0	.000	0-0	.000	0-0	.000	0	1	1	2.0	2	0	0	0	0	3.4		
Elon	12/22/2023		17:16	3-5	.600	0-0	.000	4-6	.667	3	0	3	2.2	3	2	2	0	0	10	4.5	
Florida A&M	12/30/2023		14:01	5-6	.833	0-0	.000	7-8	.875	2	1	3	2.3	1	1	1	0	2	17	6.3	
Mississippi St.	01/06/2024		16:42	3-4	.750	0-0	.000	2-3	.667	2	0	2	2.3	4	1	2	0	1	8	6.5	
at Alabama	01/09/2024		20:49	2-5	.400	0-1	.000	0-1	.000	1	4	5	2.6	3	1	3	0	0	4	6.2	
at Missouri	01/13/2024	*	25:36	3-6	.500	0-1	.000	0-0	.000	2	4	6	2.9	3	3	0	0	0	6	6.2	
Georgia	01/16/2024	*	22:09	2-3	.667	0-0	.000	4-10	.400	2	4	6	3.2	3	2	2	4	0	8	6.4	
at Arkansas	01/20/2024	*	22:48	4-9	.444	0-0	.000	3-3	1.000	2	2	4	3.3	1	2	1	1	0	11	6.8	
Kentucky	01/23/2024	*	29:27	2-5	.400	0-1	.000	2-2	1.000	4	5	9	3.7	2	5	2	3	2	6	6.7	
Missouri	01/27/2024	*	30:49	3-9	.333	0-0	.000	1-3	.333	1	7	8	4.0	1	2	2	2	4	7	6.7	
at Tennessee	01/30/2024	*	20:07	2-3	.667	0-0	.000	0-2	.000	1	4	5	4.1	3	3	0	0	1	4	6.5	
at Georgia	02/03/2024	*	27:07	7-9	.778	0-0	.000	2-2	1.000	2	3	5	4.1	1	4	2	0	2	16	7.1	
Ole Miss	02/06/2024	*	24:39	8-11	.727	0-0	.000	0-1	.000	3	6	9	4.4	3	1	0	2	1	16	7.6	
Vanderbilt	02/10/2024	*	31:34	14-17	.824	0-0	.000	3-3	1.000	6	1	7	4.6	2	2	1	1	1	31	8.9	
<b>Totals</b>			<b>9</b>	<b>351:06</b>	<b>65-108</b>	<b>.602</b>	<b>0-5</b>	<b>.000</b>	<b>31-51</b>	<b>.608</b>	<b>35</b>	<b>47</b>	<b>82</b>	<b>4.6</b>	<b>37</b>	<b>33</b>	<b>19</b>	<b>14</b>	<b>14</b>	<b>161</b>	<b>8.9</b>

### Player Averages

Games Played	Minutes/game	Points/game	FG Pct	3FG Pct	FT Pct	Rebounds/game	Assists/game	Turnovers/game	Assist/Turnover ratio	Steals/game	Blocks/game
18	19.5	8.9	60.2	0.0	60.8	4.6	1.8	1.1	1.7	0.8	0.8

## PLAYER BIO

### 2023-24

- Career-high 31 points in win vs. Vanderbilt on Feb. 10. One of three Gamecock freshman to score 30+ since Carolina joined the SEC in 1991-92. "GG" Jackson II (30) vs. Auburn on Jan. 21, 2023 and Bruce Ellington (31) at Furman on Dec. 22, 2010.
- Led team in points (16), rebounds (9), and blocks (2) in win vs. Ole Miss on Feb. 6. Had a critical block with 1:22 remaining to keep the lead at five.
- Team-high 16 points in win at Georgia on Feb. 3, 2024.
- Led team in rebounds (8), steals (4), and blocks (2) in win vs. Missouri on Jan. 27.
- Effective on both ends in win over No. 6/6 Kentucky on Jan. 23, 2024. Led team in rebounds (9), assists (5), blocks (3), and steals (2).
- Made third consecutive start and scored 11 points in win at Arkansas (Jan. 20).
- Had a career-high four blocks vs. Georgia (Jan. 16).
- Started for the first time at Mizzou (Jan. 13); had six points, six rebounds and three assists in the OT victory at Mizzou Arena
- Had team-high 17 points in just 14 minutes in blowout win vs. FAMU (Dec. 30); went 5-of-6 from the floor and 7-of-8 at the free throw line; also had team-high two steals
- Recorded first game in double-figures at Carolina with 10 points in season-high 17 minutes in blowout win over Elon (Dec. 22); also had three rebounds and pair of assists
- Had five points and four rebounds in 17 minutes off bench at in-state rival No. 24/20 Clemson (Dec. 6)
- Made season debut in blowout win over George Washington (Dec. 1); scored his first career points with a late layup
- Cleared and returned to full contact practice on Wednesday, Nov. 29
- Was ruled out indefinitely after contracting mono shortly before the team's Garnet & Black Scrimmage on Oct. 25

### PRE-SOUTH CAROLINA

- Consensus four-star recruit and top player in the state, ranked No. 64 in final ESPN Top-100, No. 89 in 247Sports rankings and No. 104 by On3
- Played his senior year at Wasatch Academy, which is a part of the newly formed National Interscholastic Basketball Conference (NIBC), a league that features that top high school programs in the nation
- Led the team averaging 15.0 points, 8.8 rebounds, 2.1 assists, 1.8 blocks and 1.0 steals per game
- His 15.0 points per game were third in the NIBC and his 8.8 rebounds led the conference
- Played three seasons at AC Flora in Columbia before attending Wasatch
- Led the Falcons to a 24-7 record as a junior and an appearance in the state title game; averaged 18.3 points, 11.4 rebounds, 5.3 blocks and 2.5 assists per game
- Was named 2022 4A Player of the Year in South Carolina

### PERSONAL

- Son of Yvonne and Sean – has two older brothers: Armani and James
- James was standout at UNC Pembroke (2015-19), scoring 1,369 career points; he currently plays professionally overseas
- Mass communications major

## CAREER STATS

SEASON	TEAM	GP-GS	MIN/AVG	Field Goals		3-Point		F-Throws		Rebounds				Scoring						
				FG-FGA	FG%	3FG-3FGA	3FG%	FT-FTA	FT%	OFF	DEF	TOT	AVG	PF-FO	A	TO	BLK	STL	PTS	AVG
2023-24	USC	18-9	351/19.5	65-108	.602	0-5	.000	31-51	.608	35	47	82	4.6	37-0	33	19	14	14	161	8.9
<b>TOTAL</b>		<b>18-9</b>	<b>351/19.5</b>	<b>65-108</b>	<b>.602</b>	<b>0-5</b>	<b>.000</b>	<b>31-51</b>	<b>.608</b>	<b>35</b>	<b>47</b>	<b>82</b>	<b>4.6</b>	<b>37-0</b>	<b>33</b>	<b>19</b>	<b>14</b>	<b>14</b>	<b>161</b>	<b>8.9</b>

# 31

# BENJAMIN BOSMANS-VERDONK

BOSE-mans ver-DONK

RSr. • Forward • 6-9 • 238 • Lommel, Belgium // Illinois

## CAREER HIGHS

### Single Game Highs

Statistic	Value
Points	10 vs Florida A&M 12/30/23
Rebounds	10 vs Jackson St. 11/09/21, vs Arkansas St. 11/12/21
Assists	6 vs UTRGV 11/26/21
Steals	2 vs Hampton 11/23/19, vs Purdue 01/17/22, vs USC Upstate 11/25/22
Blocks	2 vs The Citadel 11/20/19
FG Made	4 vs Michigan St. 01/25/22, vs USC Upstate 11/25/22, vs Florida A&M 12/30/23
FG Attempts	7 vs Michigan St. 01/25/22, vs USC Upstate 11/25/22
3FG Attempts	1 vs Nicholls 11/05/19, vs The Citadel 11/20/19
FT Made	4 vs Ole Miss 01/17/23, vs Furman 11/20/22
FT Attempts	6 vs Ole Miss 01/17/23

## SUPERLATIVES

	'23-24	Career
Double-figure scoring	1	1
Double-figure rebounding	-	-
Double-double	-	-
5+ assists	-	1
2+ steals	-	3
Team high scoring	-	-
Team high rebounding	1	2*
Team high assists	-	3*
Team high steals	-	4*

includes led, or shared team high ; \* Carolina ONLY



**INSTAGRAM:** @bosmansverdonk  
**TWITTER:** @BosmansVerdonk

## 2023-24 GAME-BY-GAME

Opponent	Date	GS	MIN	Total		3-Pointers		Free throws		Rebounds				PF	A	TO	BLK	STL	PTS	AVG
				FG-FGA	PCT	3FG-3FGA	PCT	FT-FTA	PCT	OFF	DEF	TOT	AVG							
USC Upstate	11/06/2023		10:40	1-2	.500	0-0	.000	0-0	.000	1	1	2	2.0	1	0	1	0	1	2	2.0
vs Virginia Tech	11/10/2023		15:24	1-1	1.000	0-0	.000	0-0	.000	3	4	7	4.5	2	0	1	0	0	2	2.0
VMI	11/13/2023		13:38	2-3	.667	0-0	.000	0-0	.000	7	1	8	5.7	2	0	3	0	0	4	2.7
vs DePaul	11/17/2023		08:19	1-1	1.000	0-0	.000	1-2	.500	1	1	2	4.8	5	0	3	0	0	3	2.8
vs Grand Canyon	11/19/2023		11:06	0-1	.000	0-0	.000	0-0	.000	0	3	3	4.4	0	2	0	0	0	0	2.2
Notre Dame	11/28/2023		09:50	1-2	.500	0-0	.000	0-0	.000	1	1	2	4.0	3	0	1	1	0	2	2.2
George Washington	12/01/2023		09:34	1-2	.500	0-0	.000	0-0	.000	1	0	1	3.6	0	1	0	1	1	2	2.1
at Clemson	12/06/2023		02:54	0-0	.000	0-0	.000	0-0	.000	0	0	0	3.1	0	0	0	0	0	0	1.9
Charleston So.	12/16/2023		13:21	3-4	.750	0-0	.000	0-1	.000	3	1	4	3.2	2	1	0	0	0	6	2.3
Winthrop	12/19/2023		12:24	1-1	1.000	0-0	.000	2-2	1.000	4	1	5	3.4	3	0	0	0	0	4	2.5
Elon	12/22/2023		21:12	1-3	.333	0-0	.000	2-4	.500	2	3	5	3.5	2	0	0	1	1	4	2.6
Florida A&M	12/30/2023		17:23	4-4	1.000	0-0	.000	2-2	1.000	4	3	7	3.8	4	2	2	0	0	10	3.3
at Alabama	01/09/2024		06:11	0-1	.000	0-0	.000	0-0	.000	2	1	3	3.8	2	0	1	0	0	0	3.0
at Missouri	01/13/2024		02:51	0-1	.000	0-0	.000	0-0	.000	0	0	0	3.5	1	0	0	0	0	0	2.8
Georgia	01/16/2024		03:19	1-2	.500	0-0	.000	1-1	1.000	0	0	0	3.3	2	2	0	0	0	3	2.8
<b>Totals</b>		<b>0</b>	<b>158:06</b>	<b>17-28</b>	<b>.607</b>	<b>0-0</b>	<b>.000</b>	<b>8-12</b>	<b>.667</b>	<b>29</b>	<b>20</b>	<b>49</b>	<b>3.3</b>	<b>29</b>	<b>8</b>	<b>12</b>	<b>3</b>	<b>3</b>	<b>42</b>	<b>2.8</b>

### Player Averages

Games Played	Minutes/game	Points/game	FG Pct	3FG Pct	FT Pct	Rebounds/game	Assists/game	Turnovers/game	Assist/Turnover ratio	Steals/game	Blocks/game
15	10.5	2.8	60.7	0.0	66.7	3.3	0.5	0.8	0.7	0.2	0.2

## PLAYER BIO

### AWARDS/HONORS

• SEC Academic Honor Roll – 2022-23

### 2023-24

- Career-high 10 points in 17 minutes off the bench in blow-out win over FAMU (Dec. 30)
- Scored six points with four rebounds in win over Charleston Southern (Dec. 16)
- Had seven rebounds, including three offensive, in 79-77 win over Virginia Tech (Nov. 10) in the Hall of Fame Series at Spectrum Center; was effective in just 15 minutes of action
- Scored four points with eight rebounds, seven on the offensive end of the floor, in 13 min of action during 74-64 win over VMI (Nov. 13)

### CAREER HIGHLIGHTS

- Appeared in 31 games, making 14 starts in first season in Garnet & Black; averaged 1.9 points, 3.1 rebounds and 1.1 assists per game
- Shot 39.3 percent (22-of-56) from the floor
- Made his Gamecock debut in a 60-58 rivalry win over Clemson (Nov. 11); played 15 minutes and had two points, four rebounds and two assists
- Matched career high in points (8) and steals (2) in victory over USC Upstate (Nov. 25); logged season highs in rebounds (7) and assists (4) as well in the game
- Tied season high again with four assists in road win at LSU (Feb. 18)
- Saw limited action in 41 games with two starts in three seasons at Illinois (2019-22)
- Played in a career-high 24 games for the Illini in 2021-22, averaging 1.6 points and 2.1 rebounds in 7.8 minutes per contest
- Shot 47.2 percent (17-for-36) from the floor in redshirt sophomore season at Illinois
- Was on pair of NCAA Tournament teams (2021, 2022) and a member of the 2021 Big Ten Tournament Champions and 2022 Big Ten Regular Season Co-Champions

### PERSONAL

- Son of Rony Verdonk and Luana Bosmans
- Has a younger brother, Mauro
- Played handball, soccer and swam competitively growing up
- List playing the piano as one of his hobbies
- Graduated from Illinois in three years with a degree in psychology
- Currently enrolled as a second-year student in the University of South Carolina School of Law and is one of only active law students in NCAA Division I basketball

## CAREER STATS

SEASON	TEAM	GP-GS	MIN/AVG	Field Goals		3-Point		F-Throws		Rebounds				Scoring						
				FG-FGA	FG%	3FG-3FGA	3FG%	FT-FTA	FT%	OFF	DEF	TOT	AVG	PF-FO	A	TO	BLK	STL	PTS	AVG
2019-20	Illini	9-0	57/6.3	4-11	.364	0-2	.000	3-4	.750	6	4	10	1.1	6-0	6	5	2	3	11	1.2
2020-21	Illini	8-0	18/2.2	1-3	.333	0-0	.000	0-0	.000	1	2	3	0.4	0-0	0	1	0	0	2	0.3
2021-22	Illini	24-2	186/7.8	17-36	.472	0-0	.000	5-17	.294	25	26	51	2.1	33-0	15	5	0	7	39	1.6
2022-23	USC	31-14	463/14.9	22-56	.393	0-0	.000	16-27	.593	56	40	96	3.1	68-1	35	40	7	11	60	1.9
2023-24	USC	15-0	158/10.5	17-28	.607	0-0	.000	8-12	.667	29	20	49	3.3	29-1	8	12	3	3	42	2.8
<b>TOTAL FOR USC</b>		<b>46-14</b>	<b>621/13.5</b>	<b>39-84</b>	<b>.464</b>	<b>0-0</b>	<b>.000</b>	<b>24-39</b>	<b>.615</b>	<b>85</b>	<b>60</b>	<b>145</b>	<b>3.2</b>	<b>97-2</b>	<b>43</b>	<b>52</b>	<b>10</b>	<b>14</b>	<b>102</b>	<b>2.2</b>
<b>TOTAL</b>		<b>87-16</b>	<b>882/10.1</b>	<b>61-134</b>	<b>.455</b>	<b>0-2</b>	<b>.000</b>	<b>32-60</b>	<b>.533</b>	<b>117</b>	<b>92</b>	<b>209</b>	<b>2.4</b>	<b>136-2</b>	<b>64</b>	<b>63</b>	<b>12</b>	<b>24</b>	<b>154</b>	<b>1.8</b>

# 33

# JOSH GRAY

Sr. • Forward • 7-0 • 265 • Brooklyn, N.Y. // LSU

### CAREER HIGHS

#### Single Game Highs

Statistic	Value
Points	20 vs Arkansas 02/04/23
Rebounds	14 vs Mississippi St. 01/31/23, vs Arkansas 02/04/23
Assists	2 6 times
Steals	2 4 times
Blocks	3 4 times
FG Made	9 vs Arkansas 02/04/23
FG Attempts	14 vs Arkansas 02/04/23
3FG Attempts	1 vs Western Ky. 11/14/21, vs Arkansas 02/04/23
FT Made	4 vs DePaul 11/17/23
FT Attempts	9 vs DePaul 11/17/23

### SUPERLATIVES

	'23-24	Career
Double-figure scoring	1	4
Double-figure rebounding	-	8
Double-double	-	2
2+ blocks	1	9
2+ steals	-	4
Team high scoring	-	1*
Team high rebounding	3	21*
Team high blocks	4	25*
Team high steals	1	5*

includes led, or shared team high ; \* Carolina ONLY



INSTAGRAM: @joshgrayofficial  
TWITTER: @NWNBJosh

### 2023-24 GAME-BY-GAME

Opponent	Date	GS	MIN	Total		3-Pointers		Free throws		Rebounds			PF	A	TO	BLK	STL	PTS	AVG	
				FG-FGA	PCT	3FG-3FGA	PCT	FT-FTA	PCT	OFF	DEF	TOT								AVG
USC Upstate	11/06/2023		10:54	1-2	.500	0-0	.000	1-3	.333	0	6	6	6.0	2	0	1	0	3	3.0	
VMI	11/13/2023		02:24	0-1	.000	0-0	.000	0-0	.000	0	0	0	3.0	1	0	0	0	0	1.5	
vs DePaul	11/17/2023		15:11	2-3	.667	0-0	.000	4-9	.444	1	6	7	4.3	3	0	0	1	1	8	3.7
vs Grand Canyon	11/19/2023		06:30	1-3	.333	0-0	.000	2-3	.667	2	1	3	4.0	3	0	0	0	4	3.8	
Notre Dame	11/28/2023		03:21	0-0	.000	0-0	.000	0-0	.000	0	1	1	3.4	1	0	0	0	0	3.0	
George Washington	12/01/2023		05:02	0-0	.000	0-0	.000	0-0	.000	0	0	0	2.8	1	0	0	1	0	2.5	
at Clemson	12/06/2023		02:20	1-1	1.000	0-0	.000	0-0	.000	0	2	2	2.7	0	0	0	0	2	2.4	
at East Carolina	12/09/2023		07:37	0-0	.000	0-0	.000	0-0	.000	0	1	1	2.5	0	0	1	0	0	2.1	
Charleston So.	12/16/2023		01:50	0-0	.000	0-0	.000	0-0	.000	0	2	2	2.4	0	0	1	0	0	1.9	
Winthrop	12/19/2023		02:48	0-1	.000	0-0	.000	0-0	.000	0	0	0	2.2	1	0	0	0	0	1.7	
Mississippi St.	01/06/2024		05:43	0-0	.000	0-0	.000	0-0	.000	0	0	0	2.0	3	0	0	1	0	1.5	
at Alabama	01/09/2024		04:01	1-1	1.000	0-0	.000	0-0	.000	0	0	0	1.8	1	0	0	1	0	2.1.6	
at Missouri	01/13/2024		08:58	0-2	.000	0-0	.000	2-2	1.000	0	1	1	1.8	2	1	2	0	0	2.1.6	
Georgia	01/16/2024		04:03	1-2	.500	0-0	.000	0-5	.000	2	1	3	1.9	0	0	1	2	0	2.1.6	
at Arkansas	01/20/2024		09:20	3-4	.750	0-0	.000	0-0	.000	1	3	4	2.0	1	2	2	0	1	6.1.9	
Kentucky	01/23/2024		11:14	4-6	.667	0-0	.000	1-1	1.000	1	5	6	2.3	2	0	0	0	9	2.4	
Missouri	01/27/2024		13:09	2-4	.500	0-0	.000	1-2	.500	1	2	3	2.3	3	0	1	1	0	5.2.5	
at Tennessee	01/30/2024		13:38	2-4	.500	0-0	.000	2-2	1.000	2	5	7	2.6	2	0	1	0	0	6.2.7	
at Georgia	02/03/2024		18:21	7-9	.778	0-0	.000	1-2	.500	4	4	8	2.8	2	1	1	0	0	15.3.4	
Ole Miss	02/06/2024		16:35	2-5	.400	0-0	.000	0-0	.000	1	2	3	2.9	1	1	0	0	0	4.3.4	
Vanderbilt	02/10/2024		14:40	0-0	.000	0-0	.000	1-3	.333	2	2	4	2.9	1	1	3	2	0	1.3.3	
<b>Totals</b>			<b>0 177:39</b>	<b>27-48</b>	<b>.563</b>	<b>0-0</b>	<b>.000</b>	<b>15-32</b>	<b>.469</b>	<b>17</b>	<b>44</b>	<b>61</b>	<b>2.9</b>	<b>30</b>	<b>6</b>	<b>13</b>	<b>9</b>	<b>3</b>	<b>69</b>	<b>3.3</b>

#### Player Averages

Games Played	Minutes/ game	Points/ game	FG Pct	3FG Pct	FT Pct	Rebounds/ game	Assists/ game	Turnovers/ game	Assist/Turnover ratio	Steals/ game	Blocks/ game
21	8.5	3.3	56.3	0.0	46.9	2.9	0.3	0.6	0.5	0.1	0.4

### PLAYER BIO

#### AWARDS/HONORS

#### 2023-24

- Led team in blocks for the fourth time this season in win vs Vanderbilt on Feb. 10.
- Season-high 15 points and a team-high eight rebounds in win at Georgia on Feb. 3, 2024.
- Team-high seven rebounds in win at No. 5/5 Tennessee on Jan. 30.
- Huge off the bench in win over No. 6/6 Kentucky on Jan. 23, 2024. Scored nine points and grabbed six rebounds.
- Hit a pair of critical 1-and-1 free throws with 1:04 remaining to help send the game to OT in road win at Missouri (Jan. 13)
- Missed the Virginia Tech game on Nov. 10 due to illness

#### CAREER HIGHLIGHTS

- Played in all 32 games, making 15 starts (all in SEC play) ; averaged 4.3 points and 6.3 rebounds (led the team) in 16.8 minutes per gam ; his 27 blocks (0.8 per game average), 22 dunks and 51.2 field goal percentage (44-of-86) also led the team
- Logged double-digit rebounds on eight different occasions, seven of which came in conference action ; scored in double-figures a career-best three times
- Averaged 5.8 points and 7.9 rebounds per game in SEC
- Scored six points, pulled down 10 rebounds and had three blocks in 60-58 rivalry win vs. Clemson (Nov. 11)
- Recorded the first double-double of his career with 11 points and 13 rebounds at Florida (Jan. 25) in just 21 minutes of action
- Had six points and a new career-high 14 rebounds (eight offensive) vs. Mississippi State (Jan. 31)
- Followed that performance with the best game of his career to date, scoring 20 points and pulling down 14 rebounds vs. Arkansas (Feb. 4) ; was his first career 20-point game ; set career highs for field goals made (9) and field goals attempted (14)
- Had double-digit rebounds four more times in SEC action with 13 in a road win at Ole Miss (Feb. 11), 12 vs. Vanderbilt (Feb. 14), 10 at Tennessee (Feb. 25) and 13 in a Senior Day win vs. Georgia (March 4)

#### PERSONAL

- Son of Mr. and Mrs. Gray
- Is the youngest of three siblings
- Lists Giannis Antetokounmpo as his favorite professional basketball player
- His favorite dessert is cheesecake and his favorite vacation spot is France
- A mass communications major

### CAREER STATS

SEASON	TEAM	GP-GS	MIN/AVG	Field Goals		3-Point		F-Throws		Rebounds				Scoring						
				FG-FGA	FG%	3FG-3FGA	3FG%	FT-FTA	FT%	OFF	DEF	TOT	AVG	PF-FO	A	TO	BLK	STL	PTS	AVG
2020-21	LSU	10-0	33/3.3	3-6	.500	0-0	.000	2-7	.286	5	7	12	1.2	7-0	0	2	1	0	8	0.8
2021-22	USC	25-3	284/11.3	30-58	.517	0-1	.000	13-34	.382	36	51	87	3.5	37-0	9	12	17	11	73	2.9
2022-23	USC	32-15	537/16.8	57-111	.514	0-1	.000	24-52	.462	86	115	201	6.3	74-1	15	31	27	9	138	4.3
2023-24	USC	21-0	178/8.5	27-48	.563	0-0	.000	15-32	.469	17	44	61	2.9	30-0	6	13	9	3	69	3.3
<b>TOTAL FOR USC</b>		<b>78-18</b>	<b>999/12.8</b>	<b>114-217</b>	<b>.525</b>	<b>0-2</b>	<b>.000</b>	<b>52-118</b>	<b>.441</b>	<b>139</b>	<b>210</b>	<b>349</b>	<b>4.5</b>	<b>141-1</b>	<b>30</b>	<b>56</b>	<b>53</b>	<b>23</b>	<b>280</b>	<b>3.6</b>
<b>TOTAL</b>		<b>88-18</b>	<b>1032/11.7</b>	<b>117-223</b>	<b>.525</b>	<b>0-2</b>	<b>.000</b>	<b>54-125</b>	<b>.432</b>	<b>144</b>	<b>217</b>	<b>361</b>	<b>4.1</b>	<b>148-1</b>	<b>30</b>	<b>58</b>	<b>54</b>	<b>23</b>	<b>288</b>	<b>3.3</b>







# 2023-24 SOUTH CAROLINA BASKETBALL STATS



## 2023-24 South Carolina Men's Basketball Combined Team Statistics All games

Page 1/1  
as of Feb 10, 2024

### Game Records

Record	Overall	Home	Away	Neutral
ALL GAMES	21-3	13-1	5-2	3-0
CONFERENCE	9-2	5-1	4-1	0-0
NON-CONFERENCE	12-1	8-0	1-1	3-0

### Score by Periods

Team	1st	2nd	OT	TOT
South Carolina	856	877	9	1742
Opponents	703	825	7	1535

### Team Box Score

No.	Player	Total			3-Point			F-Throw		Rebounds				PF	DQ	A	TO	BLK	STL	PTS	AVG	
		GP-GS	MIN	AVG	FG-FGA	FG%	3FG-3FGA	3FG%	FT-FTA	FT%	OFF	DEF	TOT									AVG
5	JOHNSON, Meechie	23-23	666:38	29.0	105-259	.405	44-132	.333	70-86	.814	13	83	96	4.2	46	2	70	36	3	21	324	14.1
2	MACK, B.J.	24-24	599:00	25.0	109-267	.408	35-112	.313	74-97	.763	32	90	122	5.1	50	0	31	33	14	10	327	13.6
55	COOPER, Ta'lon	24-24	803:44	33.5	87-170	.512	39-85	.459	31-41	.756	28	75	103	4.3	31	0	105	29	7	13	244	10.2
10	STUTE, Myles	21-17	520:12	24.8	70-161	.435	39-97	.402	22-32	.688	24	50	74	3.5	38	0	22	29	4	16	201	9.6
30	MURRAY-BOYLES, Collin	18-9	351:06	19.5	65-108	.602	0-5	.000	31-51	.608	35	47	82	4.6	37	0	33	19	14	14	161	8.9
1	WRIGHT, Jacobi	24-1	541:21	22.6	50-134	.373	19-63	.302	29-36	.806	8	35	43	1.8	33	0	45	15	1	11	148	6.2
12	DAVIS, Zachary	23-7	490:03	21.3	41-99	.414	15-52	.288	11-17	.647	18	62	80	3.5	35	0	24	18	4	16	108	4.7
33	GRAY, Josh	21-0	177:39	8.5	27-48	.563	0-0	.000	15-32	.469	17	44	61	2.9	30	0	6	13	9	3	69	3.3
15	UGUSUK, Morris	22-0	261:04	11.9	21-60	.350	13-44	.295	7-9	.778	5	13	18	0.8	7	0	14	9	3	3	62	2.8
31	BOSMANS-VERDONK, Benjamin	15-0	158:06	10.5	17-28	.607	0-0	.000	8-12	.667	29	20	49	3.3	29	1	8	12	3	3	42	2.8
4	CLARK, Stephen	20-15	226:10	11.3	21-43	.488	2-6	.333	8-14	.571	14	32	46	2.3	34	0	18	14	13	2	52	2.6
14	SPARKMAN, Eli	4-0	21:21	5.3	1-5	.200	0-4	.000	2-2	1.000	1	3	4	1.0	1	0	0	1	0	0	4	1.0
0	DIBBA, Ebrima	1-0	02:49	2.8	0-1	.000	0-0	.000	0-0	.000	0	0	0	0.0	1	0	1	1	0	0	0	0.0
20	GRAJZL, Danny	4-0	05:48	1.5	0-0	.000	0-0	.000	0-0	.000	0	0	0	0.0	1	0	0	0	0	0	0	0.0
Team											51	38	89				18					
<b>Total</b>		<b>24</b>	<b>4825</b>		<b>614-1383</b>	<b>.444</b>	<b>206-600</b>	<b>.343</b>	<b>308-429</b>	<b>.718</b>	<b>275</b>	<b>592</b>	<b>867</b>	<b>36.1</b>	<b>373</b>	<b>3</b>	<b>377</b>	<b>247</b>	<b>75</b>	<b>112</b>	<b>1742</b>	<b>72.6</b>
<b>Opponents</b>		<b>24</b>	<b>4825</b>		<b>557-1343</b>	<b>.415</b>	<b>137-422</b>	<b>.325</b>	<b>284-396</b>	<b>.717</b>	<b>222</b>	<b>539</b>	<b>761</b>	<b>31.7</b>	<b>393</b>	<b>9</b>	<b>256</b>	<b>241</b>	<b>98</b>	<b>136</b>	<b>1535</b>	<b>64.0</b>

### Team Statistics

	USC	OPP
<b>Scoring</b>	<b>1742</b>	<b>1535</b>
Points per game	72.6	64.0
Scoring margin	+8.6	-
<b>Field goals-att</b>	<b>614-1383</b>	<b>557-1343</b>
Field goal pct	.444	.415
<b>3 point fg-att</b>	<b>206-600</b>	<b>137-422</b>
3-point FG pct	.343	.325
3-pt FG made per game	8.6	5.7
<b>Free throws-att</b>	<b>308-429</b>	<b>284-396</b>
Free throw pct	.718	.717
F-Throws made per game	12.8	11.8
<b>Rebounds</b>	<b>867</b>	<b>761</b>
Rebounds per game	36.1	31.7
Rebounding margin	+4.4	-
<b>Assists</b>	<b>377</b>	<b>256</b>
Assists per game	15.7	10.7
<b>Turnovers</b>	<b>247</b>	<b>241</b>
Turnovers per game	10.3	10.0
Turnover margin	-0.3	-
Assist/turnover ratio	1.5	1.1
<b>Steals</b>	<b>112</b>	<b>136</b>
Steals per game	4.7	5.7
<b>Blocks</b>	<b>75</b>	<b>98</b>
Blocks per game	3.1	4.1
<b>Winning streak</b>	<b>7</b>	<b>-</b>
Home win streak	4	-
<b>Attendance</b>	<b>176199</b>	<b>86301</b>
Home games-Avg/Game	14-12586	7-12329
Neutral site-Avg/Game	-	3-4195

### Team Results

Date	Opponent		Score	Att.
11/06/2023	USC Upstate	W	82-53	11216
11/10/2023	vs Virginia Tech	W	79-77	6783
11/13/2023	VMI	W	74-64	10449
11/17/2023	vs DePaul	W	73-68	3214
11/19/2023	vs Grand Canyon	W	75-68	2589
11/28/2023	Notre Dame	W	65-53	15215
12/01/2023	George Washington	W	89-67	10936
12/06/2023	at Clemson	L	67-72	9000
12/09/2023	at East Carolina	W	68-62	5568
12/16/2023	Charleston So.	W	73-69	10006
12/19/2023	Winthrop	W	72-62	9455
12/22/2023	Elon	W	70-43	10203
12/30/2023	Florida A&M	W	94-62	11070
01/06/2024	Mississippi St.	W	68-62	11382
01/09/2024	at Alabama	L	47-74	10208
01/13/2024	at Missouri	Wot	71-69	11135
01/16/2024	Georgia	L	69-74	12404
01/20/2024	at Arkansas	W	77-64	19200
01/23/2024	Kentucky	W	79-62	18000
01/27/2024	Missouri	W	72-64	13553
01/30/2024	at Tennessee	W	63-59	20667
02/03/2024	at Georgia	W	72-62	10523
02/06/2024	Ole Miss	W	68-65	18000
02/10/2024	Vanderbilt	W	75-60	14310



## 2023-24 South Carolina Men's Basketball Combined Team Statistics In Conference games

### Game Records

Record	Overall	Home	Away	Neutral
ALL GAMES	9-2	5-1	4-1	0-0
CONFERENCE	9-2	5-1	4-1	0-0
NON-CONFERENCE	0-0	0-0	0-0	0-0

### Score by Periods

Team	1st	2nd	OT	TOT
South Carolina	375	377	9	761
Opponents	334	374	7	715

### Team Box Score

No.	Player	Total			3-Point		F-Throw		Rebounds				Other				PTS	AVG				
		GP-GS	MIN	AVG	FG-FGA	FG%	3FG-3FGA	3FG%	FT-FTA	FT%	OFF	DEF	TOT	AVG	PF	DQ			A	TO	BLK	STL
2	MACK, B.J.	11-11	281:10	25.6	45-126	.357	16-56	.286	39-54	.722	15	41	56	5.1	20	0	12	17	4	2	145	13.2
55	COOPER, Ta'lon	11-11	393:42	35.8	44-85	.518	21-42	.500	12-15	.800	12	35	47	4.3	14	0	47	15	4	6	121	11.0
30	MURRAY-BOYLES, Collin	11-9	271:47	24.7	50-81	.617	0-3	.000	17-30	.567	26	40	66	6.0	26	0	26	15	13	12	117	10.6
5	JOHNSON, Meechie	11-11	329:03	29.9	37-105	.352	19-62	.306	19-24	.792	3	44	47	4.3	22	1	39	18	1	10	112	10.2
10	STUTE, Myles	8-4	180:51	22.6	21-49	.429	14-33	.424	7-8	.875	6	16	22	2.8	13	0	5	12	2	6	63	7.9
1	WRIGHT, Jacobi	11-0	248:27	22.6	21-57	.368	12-33	.364	10-14	.714	3	15	18	1.6	18	0	19	3	0	2	64	5.8
12	DAVIS, Zachary	11-7	258:31	23.5	20-51	.392	6-26	.231	7-8	.875	11	24	35	3.2	22	0	16	11	0	4	53	4.8
33	GRAY, Josh	11-0	119:43	10.9	22-37	.595	0-0	.000	8-17	.471	14	25	39	3.5	18	0	6	11	7	1	52	4.7
15	UGUSUK, Morris	10-0	70:39	7.1	8-20	.400	3-14	.214	5-6	.833	1	5	6	0.6	1	0	2	2	1	0	24	2.4
4	CLARK, Stephen	7-2	58:45	8.4	2-5	.400	0-1	.000	3-7	.429	6	4	10	1.4	9	0	3	5	0	1	7	1.0
31	BOSMANS-VERDONK, Benjamin	3-0	12:21	4.1	1-4	.250	0-0	.000	1-1	1.000	2	1	3	1.0	5	0	2	1	0	0	3	1.0
Team											24	12	36				12					
<b>Total</b>		<b>11</b>	<b>2225</b>		<b>271-620</b>	<b>.437</b>	<b>91-270</b>	<b>.337</b>	<b>128-184</b>	<b>.696</b>	<b>123</b>	<b>262</b>	<b>385</b>	<b>35.0</b>	<b>168</b>	<b>1</b>	<b>177</b>	<b>122</b>	<b>32</b>	<b>44</b>	<b>761</b>	<b>69.2</b>
<b>Opponents</b>		<b>11</b>	<b>2225</b>		<b>269-627</b>	<b>.429</b>	<b>60-195</b>	<b>.308</b>	<b>117-161</b>	<b>.727</b>	<b>106</b>	<b>241</b>	<b>347</b>	<b>31.5</b>	<b>177</b>	<b>4</b>	<b>113</b>	<b>99</b>	<b>45</b>	<b>68</b>	<b>715</b>	<b>65.0</b>

### Team Statistics

	USC	OPP
<b>Scoring</b>	<b>761</b>	<b>715</b>
Points per game	69.2	65.0
Scoring margin	+4.2	-
<b>Field goals-att</b>	<b>271-620</b>	<b>269-627</b>
Field goal pct	.437	.429
<b>3 point fg-att</b>	<b>91-270</b>	<b>60-195</b>
3-point FG pct	.337	.308
3-pt FG made per game	8.3	5.5
<b>Free throws-att</b>	<b>128-184</b>	<b>117-161</b>
Free throw pct	.696	.727
F-Throws made per game	11.6	10.6
<b>Rebounds</b>	<b>385</b>	<b>347</b>
Rebounds per game	35.0	31.5
Rebounding margin	+3.5	-
<b>Assists</b>	<b>177</b>	<b>113</b>
Assists per game	16.1	10.3
<b>Turnovers</b>	<b>122</b>	<b>99</b>
Turnovers per game	11.1	9.0
Turnover margin	-2.1	-
Assist/turnover ratio	1.5	1.1
<b>Steals</b>	<b>44</b>	<b>68</b>
Steals per game	4.0	6.2
<b>Blocks</b>	<b>32</b>	<b>45</b>
Blocks per game	2.9	4.1
<b>Winning streak</b>	<b>7</b>	<b>-</b>
Home win streak	4	-
<b>Attendance</b>	<b>87649</b>	<b>71733</b>
Home games-Avg/Game	6-14608	5-14347
Neutral site-Avg/Game	-	0-0

### Team Results

Date	Opponent		Score	Att.
01/06/2024	Mississippi St.	W	68-62	11382
01/09/2024	at Alabama	L	47-74	10208
01/13/2024	at Missouri	Wot	71-69	11135
01/16/2024	Georgia	L	69-74	12404
01/20/2024	at Arkansas	W	77-64	19200
01/23/2024	Kentucky	W	79-62	18000
01/27/2024	Missouri	W	72-64	13553
01/30/2024	at Tennessee	W	63-59	20667
02/03/2024	at Georgia	W	72-62	10523
02/06/2024	Ole Miss	W	68-65	18000
02/10/2024	Vanderbilt	W	75-60	14310



Team Statistics

	USC	OPP
<b>Scoring</b>	<b>1742</b>	<b>1535</b>
Points per game	72.6	64.0
Scoring margin	+8.6	-
<b>Field goals-att</b>	<b>614-1383</b>	<b>557-1343</b>
Field goal pct	.444	.415
<b>3 point fg-att</b>	<b>206-600</b>	<b>137-422</b>
3-point FG pct	.343	.325
3-pt FG made per game	8.6	5.7
<b>Free throws-att</b>	<b>308-429</b>	<b>284-396</b>
Free throw pct	.718	.717
F-Throws made per game	12.8	11.8
<b>Rebounds</b>	<b>867</b>	<b>761</b>
Rebounds per game	36.1	31.7
Rebounding margin	+4.4	-
<b>Assists</b>	<b>377</b>	<b>256</b>
Assists per game	15.7	10.7
<b>Turnovers</b>	<b>247</b>	<b>241</b>
Turnovers per game	10.3	10.0
Turnover margin	-0.3	-
Assist/turnover ratio	1.5	1.1
<b>Steals</b>	<b>112</b>	<b>136</b>
Steals per game	4.7	5.7
<b>Blocks</b>	<b>75</b>	<b>98</b>
Blocks per game	3.1	4.1
<b>Winning streak</b>	<b>7</b>	<b>-</b>
Home win streak	4	-
<b>Attendance</b>	<b>176199</b>	<b>86301</b>
Home games-Avg/Game	14-12586	7-12329
Neutral site-Avg/Game	-	3-4195

Score by Periods

Team	1st	2nd	OT	TOT
South Carolina	856	877	9	1742
Opponents	703	825	7	1535



2023-24 South Carolina Men's Basketball  
Category Leaders  
All games

**Points**

##	Player	G	Pts	Pts/G
2	Mack, B.J.	24	327	13.6
5	Johnson, Meechie	23	324	14.1
55	Cooper, Ta'lon	24	244	10.2
10	Stute, Myles	21	201	9.6
30	Murray-Boyles, Collin	18	161	8.9
1	Wright, Jacobi	24	148	6.2
12	Davis, Zachary	23	108	4.7
33	Gray, Josh	21	69	3.3
15	Ugusuk, Morris	22	62	2.8
4	Clark, Stephen	20	52	2.6
31	Bosmans-Verdonk, Benjamin	15	42	2.8
14	Sparkman, Eli	4	4	1.0

**Scoring Average**

##	Player	G	Pts	Pts/G
5	Johnson, Meechie	23	324	14.1
2	Mack, B.J.	24	327	13.6
55	Cooper, Ta'lon	24	244	10.2
10	Stute, Myles	21	201	9.6
30	Murray-Boyles, Collin	18	161	8.9
1	Wright, Jacobi	24	148	6.2
12	Davis, Zachary	23	108	4.7
33	Gray, Josh	21	69	3.3
15	Ugusuk, Morris	22	62	2.8
31	Bosmans-Verdonk, Benjamin	15	42	2.8
4	Clark, Stephen	20	52	2.6
14	Sparkman, Eli	4	4	1.0

**Field Goal Percentage**

##	Player	FG	Att	Pct
31	Bosmans-Verdonk, Benjamin	17	28	.607
30	Murray-Boyles, Collin	65	108	.602
33	Gray, Josh	27	48	.563
55	Cooper, Ta'lon	87	170	.512
4	Clark, Stephen	21	43	.488
10	Stute, Myles	70	161	.435
12	Davis, Zachary	41	99	.414
2	Mack, B.J.	109	267	.408
5	Johnson, Meechie	105	259	.405
1	Wright, Jacobi	50	134	.373
15	Ugusuk, Morris	21	60	.350
14	Sparkman, Eli	1	5	.200

**Field Goal Attempts**

##	Player	G	Att	Att/G
2	Mack, B.J.	24	267	11.1
5	Johnson, Meechie	23	259	11.3
55	Cooper, Ta'lon	24	170	7.1
10	Stute, Myles	21	161	7.7
1	Wright, Jacobi	24	134	5.6

**Field Goals Made**

##	Player	G	Made	Made/G
2	Mack, B.J.	24	109	4.5
5	Johnson, Meechie	23	105	4.6
55	Cooper, Ta'lon	24	87	3.6
10	Stute, Myles	21	70	3.3
30	Murray-Boyles, Collin	18	65	3.6

**3-Point FG Percentage**

##	Player	3FG	Att	Pct
55	Cooper, Ta'lon	39	85	.459
10	Stute, Myles	39	97	.402
5	Johnson, Meechie	44	132	.333
4	Clark, Stephen	2	6	.333
2	Mack, B.J.	35	112	.313
1	Wright, Jacobi	19	63	.302
15	Ugusuk, Morris	13	44	.295
12	Davis, Zachary	15	52	.288

**3-Point FG Attempts**

##	Player	G	Att	Att/G
5	Johnson, Meechie	23	132	5.7
2	Mack, B.J.	24	112	4.7
10	Stute, Myles	21	97	4.6
55	Cooper, Ta'lon	24	85	3.5
1	Wright, Jacobi	24	63	2.6

**3-Point FG Made**

##	Player	G	Made	Made/G
5	Johnson, Meechie	23	44	1.9
55	Cooper, Ta'lon	24	39	1.6
10	Stute, Myles	21	39	1.9
2	Mack, B.J.	24	35	1.5
1	Wright, Jacobi	24	19	0.8



2023-24 South Carolina Men's Basketball  
Category Leaders  
All games

Page 2/3  
as of Feb 10, 2024

## Free Throw Percentage

##	Player	Made	Att	Pct
14	Sparkman, Eli	2	2	1.000
5	Johnson, Meechie	70	86	.814
1	Wright, Jacobi	29	36	.806
15	Ugusuk, Morris	7	9	.778
2	Mack, B.J.	74	97	.763
55	Cooper, Ta'lon	31	41	.756
10	Stute, Myles	22	32	.688
31	Bosmans-Verdonk, Benjamin	8	12	.667
12	Davis, Zachary	11	17	.647
30	Murray-Boyles, Collin	31	51	.608
4	Clark, Stephen	8	14	.571
33	Gray, Josh	15	32	.469

## Rebounds

##	Player	G	Reb	Reb/G
2	Mack, B.J.	24	122	5.1
55	Cooper, Ta'lon	24	103	4.3
5	Johnson, Meechie	23	96	4.2
30	Murray-Boyles, Collin	18	82	4.6
12	Davis, Zachary	23	80	3.5

## Rebounds Average

##	Player	G	Reb	Reb/G
2	Mack, B.J.	24	122	5.1
30	Murray-Boyles, Collin	18	82	4.6
55	Cooper, Ta'lon	24	103	4.3
5	Johnson, Meechie	23	96	4.2
10	Stute, Myles	21	74	3.5

## Offensive Rebounds

##	Player	G	OReb	OReb/G
30	Murray-Boyles, Collin	18	35	1.9
2	Mack, B.J.	24	32	1.3
31	Bosmans-Verdonk, Benjamin	15	29	1.9
55	Cooper, Ta'lon	24	28	1.2
10	Stute, Myles	21	24	1.1

## Defensive Rebounds

##	Player	G	DReb	DReb/G
2	Mack, B.J.	24	90	3.8
5	Johnson, Meechie	23	83	3.6
55	Cooper, Ta'lon	24	75	3.1
12	Davis, Zachary	23	62	2.7
10	Stute, Myles	21	50	2.4

## Fouls

##	Player	G	PF	PF/G
2	Mack, B.J.	24	50	2.1
5	Johnson, Meechie	23	46	2.0
10	Stute, Myles	21	38	1.8
30	Murray-Boyles, Collin	18	37	2.1
12	Davis, Zachary	23	35	1.5

## Free Throw Attempts

##	Player	G	Att	Att/G
2	Mack, B.J.	24	97	4.0
5	Johnson, Meechie	23	86	3.7
30	Murray-Boyles, Collin	18	51	2.8
55	Cooper, Ta'lon	24	41	1.7
1	Wright, Jacobi	24	36	1.5

## Free Throws Made

##	Player	G	Made	Made/G
2	Mack, B.J.	24	74	3.1
5	Johnson, Meechie	23	70	3.0
55	Cooper, Ta'lon	24	31	1.3
30	Murray-Boyles, Collin	18	31	1.7
1	Wright, Jacobi	24	29	1.2

## Assists

##	Player	G	Ast	Ast/G
55	Cooper, Ta'lon	24	105	4.4
5	Johnson, Meechie	23	70	3.0
1	Wright, Jacobi	24	45	1.9
30	Murray-Boyles, Collin	18	33	1.8
2	Mack, B.J.	24	31	1.3

## Steals

##	Player	G	Stl	Stl/G
5	Johnson, Meechie	23	21	0.9
10	Stute, Myles	21	16	0.8
12	Davis, Zachary	23	16	0.7
30	Murray-Boyles, Collin	18	14	0.8
55	Cooper, Ta'lon	24	13	0.5

## Blocked Shots

##	Player	G	Blk	Blk/G
2	Mack, B.J.	24	14	0.6
30	Murray-Boyles, Collin	18	14	0.8
4	Clark, Stephen	20	13	0.7
33	Gray, Josh	21	9	0.4
55	Cooper, Ta'lon	24	7	0.3

## Minutes

##	Player	G	Min	Min/G
55	Cooper, Ta'lon	24	804	33:29
5	Johnson, Meechie	23	667	28:59
2	Mack, B.J.	24	599	24:58
1	Wright, Jacobi	24	541	22:33
10	Stute, Myles	21	520	24:46

## Turnovers

##	Player	G	TO	TO/G
5	Johnson, Meechie	23	36	1.6
2	Mack, B.J.	24	33	1.4
55	Cooper, Ta'lon	24	29	1.2
10	Stute, Myles	21	29	1.4
30	Murray-Boyles, Collin	18	19	1.1



2023-24 South Carolina Men's Basketball  
Player Highs Analysis  
All games

South Carolina - Individual Game Highs

<b>POINTS</b>	31		Collin Murray-Boyles vs Vanderbilt (02/10/2024)
	29		Meechie Johnson vs Notre Dame (11/28/2023)
	27		B.J. Mack vs Grand Canyon (N) (11/19/2023)
	26		Meechie Johnson at Clemson (12/06/2023)
	24		Meechie Johnson vs Mississippi St. (01/06/2024)
	24		Meechie Johnson vs George Washington (12/01/2023)
<b>FIELD GOALS MADE</b>	14		Collin Murray-Boyles vs Vanderbilt (02/10/2024)
	9		Meechie Johnson vs George Washington (12/01/2023)
	9		Meechie Johnson vs Notre Dame (11/28/2023)
<b>FIELD GOAL ATTEMPTS</b>	18		B.J. Mack vs Virginia Tech (N) (11/10/2023)
	17		Meechie Johnson at Alabama (01/09/2024)
<b>FIELD GOAL PERCENTAGE (min 5 made)</b>	.833	(5-6)	Collin Murray-Boyles vs Vanderbilt (02/10/2024)
	.824	(14-17)	Collin Murray-Boyles vs Florida A&M (12/30/2023)
<b>3 PT FG MADE</b>	6		Collin Murray-Boyles vs Vanderbilt (02/10/2024)
	5		Meechie Johnson at Clemson (12/06/2023)
	5		B.J. Mack vs Vanderbilt (02/10/2024)
	5		Meechie Johnson vs George Washington (12/01/2023)
<b>3 PT FG ATTEMPTS</b>	5		Myles Stute vs Virginia Tech (N) (11/10/2023)
	10		Meechie Johnson at Clemson (12/06/2023)
	9		B.J. Mack vs Vanderbilt (02/10/2024)
	9		Meechie Johnson at Alabama (01/09/2024)
	9		Myles Stute vs Florida A&M (12/30/2023)
<b>3 PT FG PERCENTAGE (min 2 made)</b>	1.000	(3-3)	Myles Stute vs Elon (12/22/2023)
	1.000	(3-3)	Meechie Johnson vs Notre Dame (11/28/2023)
	1.000	(2-2)	Myles Stute at Tennessee (01/30/2024)
	1.000	(2-2)	Ta'lon Cooper at Arkansas (01/20/2024)
	1.000	(2-2)	Morris Ugusuk vs Missouri (01/27/2024)
<b>FREE THROWS MADE</b>	9		Jacobi Wright vs VMI (11/13/2023)
	9		Meechie Johnson vs USC Upstate (11/06/2023)
<b>FREE THROW ATTEMPTS</b>	9		Meechie Johnson vs Mississippi St. (01/06/2024)
	11		B.J. Mack vs Grand Canyon (N) (11/19/2023)
	11		B.J. Mack vs Missouri (01/27/2024)
<b>FREE THROW PERCENTAGE (min 3 made)</b>	11		Meechie Johnson vs Mississippi St. (01/06/2024)
	1.000	(9-9)	Meechie Johnson vs DePaul (N) (11/17/2023)
	1.000	(8-8)	B.J. Mack vs Grand Canyon (N) (11/19/2023)
	1.000	(6-6)	Meechie Johnson vs Winthrop (12/19/2023)
	1.000	(5-5)	B.J. Mack at Missouri (01/13/2024)
	1.000	(4-4)	Meechie Johnson vs Charleston So. (12/16/2023)
	1.000	(4-4)	Myles Stute at Tennessee (01/30/2024)
	1.000	(4-4)	Jacobi Wright at Missouri (01/13/2024)
	1.000	(4-4)	Meechie Johnson vs Florida A&M (12/30/2023)
	1.000	(4-4)	Meechie Johnson at East Carolina (12/09/2023)
	1.000	(4-4)	Meechie Johnson at Clemson (12/06/2023)
	1.000	(4-4)	Jacobi Wright vs Notre Dame (11/28/2023)
	1.000	(3-3)	Collin Murray-Boyles vs Vanderbilt (02/10/2024)
	1.000	(3-3)	Collin Murray-Boyles at Arkansas (01/20/2024)
1.000	(3-3)	Stephen Clark at Clemson (12/06/2023)	
1.000	(3-3)	Jacobi Wright vs Virginia Tech (N) (11/10/2023)	
<b>REBOUNDS</b>	13		B.J. Mack vs VMI (11/13/2023)
	9		Collin Murray-Boyles vs Ole Miss (02/06/2024)
	9		Collin Murray-Boyles vs Kentucky (01/23/2024)
	9		B.J. Mack at Arkansas (01/20/2024)
	9		Stephen Clark vs Florida A&M (12/30/2023)



South Carolina - Individual Game Highs

<b>ASSISTS</b>	8	Meechie Johnson vs Ole Miss (02/06/2024)
	8	Ta'lon Cooper at Georgia (02/03/2024)
	8	Ta'lon Cooper vs George Washington (12/01/2023)
<b>STEALS</b>	4	Collin Murray-Boyles vs Missouri (01/27/2024)
	3	Ta'lon Cooper at Alabama (01/09/2024)
	3	Meechie Johnson at Clemson (12/06/2023)
	3	B.J. Mack vs VMI (11/13/2023)
	3	Zachary Davis vs USC Upstate (11/06/2023)
<b>BLOCKED SHOTS</b>	4	Collin Murray-Boyles vs Georgia (01/16/2024)
	3	Collin Murray-Boyles vs Kentucky (01/23/2024)
	3	Stephen Clark at East Carolina (12/09/2023)
<b>TURNOVERS</b>	5	Meechie Johnson at Missouri (01/13/2024)
	4	Meechie Johnson at Alabama (01/09/2024)
	4	B.J. Mack at Alabama (01/09/2024)
	4	B.J. Mack vs DePaul (N) (11/17/2023)
	4	Meechie Johnson vs Virginia Tech (N) (11/10/2023)
	4	Stephen Clark vs USC Upstate (11/06/2023)
<b>FOULS</b>	5	Meechie Johnson vs Georgia (01/16/2024)
	5	Meechie Johnson vs DePaul (N) (11/17/2023)
	5	Benjamin Bosmans-Verdonk vs DePaul (N) (11/17/2023)



2023-24 South Carolina Men's Basketball  
Player Highs Analysis  
All games

Opponent - Individual Game Highs

<b>POINTS</b>	31		Dalton Knecht at Tennessee (01/30/2024)
	31		Mark Sears at Alabama (01/09/2024)
	26		Allen Flanigan vs Ole Miss (02/06/2024)
	26		Sean Pedulla vs Virginia Tech (N) (11/10/2023)
	24		Chico Carter, Jr. vs DePaul (N) (11/17/2023)
<b>FIELD GOALS MADE</b>	11		Allen Flanigan vs Ole Miss (02/06/2024)
	11		Dalton Knecht at Tennessee (01/30/2024)
	11		Taje' Kelly vs Charleston So. (12/16/2023)
<b>FIELD GOAL ATTEMPTS</b>	24		Dalton Knecht at Tennessee (01/30/2024)
	20		Noah Carter at Missouri (01/13/2024)
<b>FIELD GOAL PERCENTAGE (min 5 made)</b>	.769	(10-13)	Mark Sears at Alabama (01/09/2024)
	.733	(11-15)	Allen Flanigan vs Ole Miss (02/06/2024)
<b>3 PT FG MADE</b>	6		Mark Sears at Alabama (01/09/2024)
	4		Jabri Abdur-Rahim at Georgia (02/03/2024)
	4		James Bishop IV vs George Washington (12/01/2023)
<b>3 PT FG ATTEMPTS</b>	12		Jabri Abdur-Rahim at Georgia (02/03/2024)
	10		Noah Carter at Missouri (01/13/2024)
	10		K.J. Doucet vs Winthrop (12/19/2023)
	10		Hunter Cattoor vs Virginia Tech (N) (11/10/2023)
<b>3 PT FG PERCENTAGE (min 2 made)</b>	1.000	(3-3)	Collin Moore vs Grand Canyon (N) (11/19/2023)
	1.000	(2-2)	Jacoi Hutchinson vs George Washington (12/01/2023)
<b>FREE THROWS MADE</b>	10		Kelton Talford vs Winthrop (12/19/2023)
	9		Silas Demary Jr. vs Georgia (01/16/2024)
	9		Gabe McGlothan vs Grand Canyon (N) (11/19/2023)
	9		Sean Pedulla vs Virginia Tech (N) (11/10/2023)
<b>FREE THROW ATTEMPTS</b>	12		Silas Demary Jr. vs Georgia (01/16/2024)
	11		Kelton Talford vs Winthrop (12/19/2023)
	11		Ezra Ausar at East Carolina (12/09/2023)
	11		Sean Pedulla vs Virginia Tech (N) (11/10/2023)
<b>FREE THROW PERCENTAGE (min 3 made)</b>	1.000	(7-7)	Sean East II vs Missouri (01/27/2024)
	1.000	(5-5)	Mark Sears at Alabama (01/09/2024)
	1.000	(5-5)	Tolu Smith III vs Mississippi St. (01/06/2024)
	1.000	(4-4)	Jabri Abdur-Rahim at Georgia (02/03/2024)
	1.000	(4-4)	Tramon Mark at Arkansas (01/20/2024)
	1.000	(4-4)	Joseph Girard III at Clemson (12/06/2023)
	1.000	(4-4)	Ray Harrison vs Grand Canyon (N) (11/19/2023)
	1.000	(4-4)	Brennan Watkins vs VMI (11/13/2023)
	1.000	(3-3)	Noah Thomasson vs Georgia (01/16/2024)
	1.000	(3-3)	A'lahn Sumler vs Charleston So. (12/16/2023)
1.000	(3-3)	Tyran Cook vs VMI (11/13/2023)	
<b>REBOUNDS</b>	12		Ian Schieffelin at Clemson (12/06/2023)
	11		Taeshaud Jackson vs VMI (11/13/2023)
<b>ASSISTS</b>	7		Sean East II vs Missouri (01/27/2024)
	5		Brandon Murray vs Ole Miss (02/06/2024)
	5		Justin Hill vs Georgia (01/16/2024)
	5		Jacoi Hutchinson vs George Washington (12/01/2023)
	5		Markus Burton vs Notre Dame (11/28/2023)
	5		Sean Pedulla vs Virginia Tech (N) (11/10/2023)
<b>STEALS</b>	4		Jesus Carralero Martin at Missouri (01/13/2024)
	4		Cameron Matthews vs Mississippi St. (01/06/2024)
	4		Keith Lamar vs Florida A&M (12/30/2023)





South Carolina - Game Highs

<b>POINTS</b>	94		Florida A&M (12/30/2023)
	89		George Washington (12/01/2023)
	82		USC Upstate (11/06/2023)
	79		Kentucky (01/23/2024)
	79		vs Virginia Tech (N) (11/10/2023)
<b>FIELD GOALS MADE</b>	33		George Washington (12/01/2023)
	31		vs Virginia Tech (N) (11/10/2023)
<b>FIELD GOAL ATTEMPTS</b>	71		VMI (11/13/2023)
	68		Winthrop (12/19/2023)
<b>FIELD GOAL PERCENTAGE</b>	.564	(31-55)	vs Virginia Tech (N) (11/10/2023)
	.540	(27-50)	vs Grand Canyon (N) (11/19/2023)
<b>3 PT FG MADE</b>	18		George Washington (12/01/2023)
	12		USC Upstate (11/06/2023)
<b>3 PT FG ATTEMPTS</b>	35		George Washington (12/01/2023)
	30		Elon (12/22/2023)
	30		at Clemson (12/06/2023)
<b>3 PT FG PERCENTAGE</b>	.545	(12-22)	USC Upstate (11/06/2023)
	.514	(18-35)	George Washington (12/01/2023)
<b>FREE THROWS MADE</b>	24		Florida A&M (12/30/2023)
	20		Notre Dame (11/28/2023)
	20		vs DePaul (N) (11/17/2023)
<b>FREE THROW ATTEMPTS</b>	34		vs DePaul (N) (11/17/2023)
	32		Georgia (01/16/2024)
<b>FREE THROW PERCENTAGE</b>	1.000	(12-12)	Winthrop (12/19/2023)
	.889	(16-18)	at Missouri (01/13/2024)
	.889	(8-9)	at Alabama (01/09/2024)
<b>REBOUNDS</b>	45		USC Upstate (11/06/2023)
	44		Florida A&M (12/30/2023)
	44		Elon (12/22/2023)
	44		VMI (11/13/2023)
<b>ASSISTS</b>	25		at Georgia (02/03/2024)
	21		Vanderbilt (02/10/2024)
	21		Florida A&M (12/30/2023)
<b>STEALS</b>	10		VMI (11/13/2023)
	8		Missouri (01/27/2024)
	8		at Alabama (01/09/2024)
<b>BLOCKED SHOTS</b>	8		Georgia (01/16/2024)
	6		Kentucky (01/23/2024)
	6		George Washington (12/01/2023)
<b>TURNOVERS</b>	17		at Alabama (01/09/2024)
	17		vs DePaul (N) (11/17/2023)
<b>FOULS</b>	24		Georgia (01/16/2024)
	24		vs Grand Canyon (N) (11/19/2023)
	24		vs DePaul (N) (11/17/2023)



2023-24 South Carolina Men's Basketball  
Team High/Low Analysis  
All games

Opponent - Game Highs

<b>POINTS</b>	77		vs Virginia Tech (N) (11/10/2023)
	74		Georgia (01/16/2024)
	74		at Alabama (01/09/2024)
	72		at Clemson (12/06/2023)
	69		at Missouri (01/13/2024)
<b>FIELD GOALS MADE</b>	69		Charleston So. (12/16/2023)
	28		Ole Miss (02/06/2024)
<b>FIELD GOAL ATTEMPTS</b>	28		Charleston So. (12/16/2023)
	63		Florida A&M (12/30/2023)
	62		Kentucky (01/23/2024)
	62		at Arkansas (01/20/2024)
<b>FIELD GOAL PERCENTAGE</b>	62		at Missouri (01/13/2024)
	.509	(28-55)	Ole Miss (02/06/2024)
<b>3 PT FG MADE</b>	.500	(26-52)	vs Virginia Tech (N) (11/10/2023)
	15		at Alabama (01/09/2024)
<b>3 PT FG ATTEMPTS</b>	11		George Washington (12/01/2023)
	34		at Alabama (01/09/2024)
<b>3 PT FG PERCENTAGE</b>	28		at Georgia (02/03/2024)
	.538	(7-13)	Florida A&M (12/30/2023)
<b>FREE THROWS MADE</b>	.500	(11-22)	George Washington (12/01/2023)
	25		Georgia (01/16/2024)
	23		Winthrop (12/19/2023)
<b>FREE THROW ATTEMPTS</b>	23		vs Grand Canyon (N) (11/19/2023)
	32		Georgia (01/16/2024)
<b>FREE THROW PERCENTAGE</b>	29		Winthrop (12/19/2023)
	1.000	(9-9)	at Georgia (02/03/2024)
<b>REBOUNDS</b>	.889	(8-9)	Kentucky (01/23/2024)
	45		Georgia (01/16/2024)
<b>ASSISTS</b>	42		at Clemson (12/06/2023)
	15		at Alabama (01/09/2024)
<b>STEALS</b>	15		George Washington (12/01/2023)
	11		at Missouri (01/13/2024)
<b>BLOCKED SHOTS</b>	11		USC Upstate (11/06/2023)
	7		Georgia (01/16/2024)
	7		Charleston So. (12/16/2023)
<b>TURNOVERS</b>	7		at Clemson (12/06/2023)
	16		VMI (11/13/2023)
	15		at Alabama (01/09/2024)
<b>FOULS</b>	15		Elon (12/22/2023)
	26		vs DePaul (N) (11/17/2023)
	23		Mississippi St. (01/06/2024)



South Carolina - Game Lows

<b>POINTS</b>	47		at Alabama (01/09/2024)
	63		at Tennessee (01/30/2024)
	65		Notre Dame (11/28/2023)
	67		at Clemson (12/06/2023)
	68		Ole Miss (02/06/2024)
	68		Mississippi St. (01/06/2024)
	68		at East Carolina (12/09/2023)
<b>FIELD GOALS MADE</b>	17		at Alabama (01/09/2024)
	19		at Tennessee (01/30/2024)
	19		Notre Dame (11/28/2023)
<b>FIELD GOAL ATTEMPTS</b>	48		at East Carolina (12/09/2023)
	50		Notre Dame (11/28/2023)
	50		vs Grand Canyon (N) (11/19/2023)
<b>FIELD GOAL PERCENTAGE</b>	.309	(17-55)	at Alabama (01/09/2024)
	.339	(19-56)	at Tennessee (01/30/2024)
<b>3 PT FG MADE</b>	5		at Alabama (01/09/2024)
	5		vs DePaul (N) (11/17/2023)
<b>3 PT FG ATTEMPTS</b>	17		vs Grand Canyon (N) (11/19/2023)
	18		at Arkansas (01/20/2024)
<b>3 PT FG PERCENTAGE</b>	.200	(5-25)	at Alabama (01/09/2024)
	.231	(6-26)	Georgia (01/16/2024)
	.231	(6-26)	Winthrop (12/19/2023)
<b>FREE THROWS MADE</b>	3		Ole Miss (02/06/2024)
	5		George Washington (12/01/2023)
<b>FREE THROW ATTEMPTS</b>	7		Ole Miss (02/06/2024)
	7		George Washington (12/01/2023)
<b>FREE THROW PERCENTAGE</b>	.429	(3-7)	Ole Miss (02/06/2024)
	.531	(17-32)	Georgia (01/16/2024)
<b>REBOUNDS</b>	23		vs Grand Canyon (N) (11/19/2023)
	28		Missouri (01/27/2024)
<b>ASSISTS</b>	8		at Alabama (01/09/2024)
	11		Notre Dame (11/28/2023)
<b>STEALS</b>	1		at Arkansas (01/20/2024)
	2		Vanderbilt (02/10/2024)
	2		Georgia (01/16/2024)
	2		at Missouri (01/13/2024)
	2		at East Carolina (12/09/2023)
<b>BLOCKED SHOTS</b>	0		at Georgia (02/03/2024)
	0		at Tennessee (01/30/2024)
	0		at Missouri (01/13/2024)
	0		Charleston So. (12/16/2023)
<b>TURNOVERS</b>	3		George Washington (12/01/2023)
	6		Charleston So. (12/16/2023)
<b>FOULS</b>	7		Charleston So. (12/16/2023)
	9		Florida A&M (12/30/2023)
	9		George Washington (12/01/2023)



2023-24 South Carolina Men's Basketball  
Team High/Low Analysis  
All games

Opponent - Game Lows

<b>POINTS</b>	43		Elon (12/22/2023)
	53		Notre Dame (11/28/2023)
	53		USC Upstate (11/06/2023)
	59		at Tennessee (01/30/2024)
	60		Vanderbilt (02/10/2024)
<b>FIELD GOALS MADE</b>	16		Elon (12/22/2023)
	16		Winthrop (12/19/2023)
<b>FIELD GOAL ATTEMPTS</b>	47		Winthrop (12/19/2023)
	50		Elon (12/22/2023)
<b>FIELD GOAL PERCENTAGE</b>	.320	(16-50)	Elon (12/22/2023)
	.327	(17-52)	Notre Dame (11/28/2023)
<b>3 PT FG MADE</b>	2		Missouri (01/27/2024)
	2		Elon (12/22/2023)
<b>3 PT FG ATTEMPTS</b>	8		Missouri (01/27/2024)
	10		Ole Miss (02/06/2024)
<b>3 PT FG PERCENTAGE</b>	.143	(2-14)	Elon (12/22/2023)
	.227	(5-22)	at Missouri (01/13/2024)
<b>FREE THROWS MADE</b>	3		Vanderbilt (02/10/2024)
	5		Ole Miss (02/06/2024)
	5		Florida A&M (12/30/2023)
<b>FREE THROW ATTEMPTS</b>	7		Ole Miss (02/06/2024)
	8		Charleston So. (12/16/2023)
	8		George Washington (12/01/2023)
<b>FREE THROW PERCENTAGE</b>	.300	(3-10)	Vanderbilt (02/10/2024)
	.500	(7-14)	USC Upstate (11/06/2023)
	.500	(5-10)	Florida A&M (12/30/2023)
<b>REBOUNDS</b>	23		vs Virginia Tech (N) (11/10/2023)
	26		Vanderbilt (02/10/2024)
	26		Mississippi St. (01/06/2024)
	26		Charleston So. (12/16/2023)
<b>ASSISTS</b>	7		Kentucky (01/23/2024)
	7		vs Grand Canyon (N) (11/19/2023)
<b>STEALS</b>	2		Notre Dame (11/28/2023)
	3		George Washington (12/01/2023)
	3		vs Grand Canyon (N) (11/19/2023)
<b>BLOCKED SHOTS</b>	1		Vanderbilt (02/10/2024)
	1		vs Grand Canyon (N) (11/19/2023)
	1		vs Virginia Tech (N) (11/10/2023)
<b>TURNOVERS</b>	5		at Arkansas (01/20/2024)
	5		Charleston So. (12/16/2023)
	5		vs Virginia Tech (N) (11/10/2023)
<b>FOULS</b>	9		George Washington (12/01/2023)
	11		Charleston So. (12/16/2023)



#0 EBRIMA DIBBA



#1 JACOBI WRIGHT



#2 B.J. MACK



#4 STEPHEN CLARK



#5 MEECHIE JOHNSON



#10 MYLES STUTE



#12 ZACHARY DAVIS



#13 AUSTIN HERRO



#14 ELI SPARKMAN



#15 MORRIS UGUSUK



#20 DANNY GRAJZL



#21 ARDEN CONYERS



#30 COLLIN MURRAY-BOYLES



#31 BENJAMIN BOSMANS-VERDONK



#33 JOSH GRAY




#55 TA'LON COOPER



LAMONT PARIS



TIM BUCKLEY



TANNER BRONSON



EDDIE SHANNON