



2023-24 AUBURN MEN'S BASKETBALL

12 NCAA TOURNAMENT APPEARANCES || 2019 FINAL FOUR || 6-TIME SEC CHAMPIONS || AUBURNTIGERS.COM || @AUBURNMBB

2023-24 SCHEDULE

OVERALL: 19-5 || SEC: 8-3
HOME: 12-0 || AWAY: 3-4 || NEUTRAL: 4-1

DATE	OPPONENT (TV)	TIME (CT)
Nov. 7	vs. #20/17 Baylor+ (ESPN)	L, 82-88
Nov. 10	SOUTHEASTERN LOUISIANA (SECN+)	W, 86-71
Nov. 16	vs. Notre Dame* (ESPN2)	W, 83-59
Nov. 17	vs. St. Bonaventure* (ESPN2)	W, 77-60
Nov. 21	ALABAMA A&M (SECN+)	W, 84-54
Nov. 29	VIRGINIA TECH% (ESPN2)	W, 74-57
Dec. 3	at Appalachian State (ESPN2)	L, 64-69
Dec. 9	vs Indiana! (ESPN2)	W, 104-76
Dec. 13	vs. UNC Asheville \$ (SECN+)	W, 87-62
Dec. 17	USC (ESPN)	W, 91-75
Dec. 22	ALABAMA STATE (SECN+)	W, 82-62
Dec. 30	CHATTANOOGA (SECN)	W, 101-66
Jan. 2	PENN (SECN)	W, 88-68
Jan. 6	at Arkansas* (ESPN2)	W, 83-51
Jan. 9	TEXAS A&M* (ESPN2)	W, 66-55
Jan. 13	LSU* (SECN)	W, 93-78
Jan. 17	at Vanderbilt* (SECN)	W, 80-65
Jan. 20	#22/21 OLE MISS* (SECN)	W, 82-59
Jan. 24	at Alabama* (ESPN)	L, 75-79
Jan. 27	at Mississippi State* (SECN)	L, 58-64
Jan. 31	VANDERBILT* (ESPN2)	W, 81-54
Feb. 3	at Ole Miss* (SECN)	W, 91-77
Feb. 7	#16/16 ALABAMA* (ESPN2)	W, 99-81
Feb. 10	at Florida* (SECN)	L, 65-81
Feb. 14	#11/11 SOUTH CAROLINA* (SECN)	7:30 p.m.
Feb. 17	#22/20 KENTUCKY* (ESPN)	5 p.m.
Feb. 24	at Georgia* (SECN)	5 p.m.
Feb. 28	at Tennessee* (ESPN2)	6 p.m.
Mar. 2	MISSISSIPPI STATE* (ESPN2/ESPNU)	3 p.m.
Mar. 5	at Missouri* (SECN)	8 p.m.
Mar. 9	GEORGIA* (SECN)	5:30 p.m.
Mar. 13-17	at SEC Championship (Nashville, Tenn.)	

All Times Listed Central Time Zone

* Southeastern Conference game

+ Sanford Pentagon (Sioux Falls, S.D.)

^ Legends Classic (Brooklyn, N.Y.)

% ACC/SEC Challenge

! Holiday Hoopsgiving (Atlanta, Ga.)

\$ Rocket City Classic (Huntsville, Ala.)

MEDIA INFORMATION

TV _____ SEC Network
Play-By-Play _____ Kevin Fitzgerald
Color Analyst _____ Jon Sundvold
Producer _____ Parker Leppien

Radio _____ Auburn Sports Network
Play-By-Play _____ Andy Burcham
Color Analyst _____ Sonny Smith
Local _____ WGZZ 94.3 FM
Satellite _____ SiriusXM 119 or 190
Online _____ AuburnTigers.com || TuneIn App

Auburn SID Primary Contact _____ Marlene Navor
Cell Phone _____ 334-750-2381
E-Mail _____ mnavor@auburn.edu

GAME

25

#13/12

AUBURN (19-5, 8-3 SEC) vs. SOUTH CAROLINA (21-3, 9-2 SEC)

Wednesday, February 14, 2024 || 7:30 p.m. CT

Neville Arena (9,121) || Auburn, Ala.

TV: SEC Network || Radio: Auburn Sports Network



AUBURN

AP Poll/Coaches Poll _____ #13/#12
2022-23 Record _____ 21-13, 10-8 SEC
Head Coach _____ Bruce Pearl
Career Record (Year) _____ 654-261 (29th)
Record at Auburn (Year) _____ 192-116 (10th)
Career Record vs. South Carolina _____ 20-6

S. CAROLINA

AP Poll/Coaches Poll _____ #11/#11
2022-23 Record _____ 11-21, 4-14 SEC
Head Coach _____ Lamont Paris
Career Record (Year) _____ 119-96 (7th)
Record at S. Carolina (Year) _____ 32-24 (2nd)
Career Record vs. Auburn _____ 0-1

Series History || Auburn Leads 30-19 || Last Meeting: W, 81-66, on Jan. 21, 2023, in Columbia, S.C.

» No. 13-ranked Auburn (19-5, 8-3 SEC) hosts No. 11-ranked South Carolina (21-3, 9-2 SEC) on Wednesday evening at Neville Arena.

» The Gamecocks have won seven consecutive games, the longest current win streak in the SEC. Auburn is a game back of Alabama and South Carolina in the SEC standings with seven games remaining in league play.

» Auburn has won six in a row in the series with South Carolina. This marks the first time in the 50 meetings between the two that both teams are ranked nationally.

» Auburn in the only remaining unbeaten SEC at home with a perfect 12-0 mark at Neville Arena this season. The Tigers currently own a 15 game home winning streak, tied with High Point for the eighth longest nationally.

» The Tigers are in the midst of playing three ranked teams in a four-game stretch. The Tigers defeated No. 16 Alabama last week, host No. 11 South Carolina Wednesday and No. 22 Kentucky on Saturday.

» In five SEC home games this season, Auburn is led by Jaylin Williams (18.2 ppg, 5.8 rpg) and Johni Broome (16.2 ppg, 7.4 rpg, 3.0 bpg). The two have been on fire from the field shooting a combined 60.2 percent from the field and 61.9 percent from behind the arc.

» The Tigers currently boast the second-best field-goal percentage defense in the nation holding opponents to 38.1 percent shooting from the floor behind Houston (37.1%).

» Auburn ranks in the Top 20 nationally in seven statistical categories: field goal percentage defense (2nd, 38.1), bench points per game (4th, 35.6), blocks per game (7th, 6.0), scoring margin (11th, +15.2), assist-to-turnover ratio (11th, 1.68), assists per game (12th, 17.8) and free throws made per game (14th, 17.8).

PROBABLE AUBURN STARTERS



TRE DONALDSON
G • 6-3 • 200 • So.
Tallahassee, Fla.

PPG 7.3
RPG 2.7
APG 3.5



DENVER JONES
G • 6-4 • 205 • Jr.
New Market, Ala.

PPG 7.8
RPG 1.9
APG 1.4



CHRIS MOORE
F • 6-6 • 220 • Sr.
West Memphis, Ark.

PPG 2.3
RPG 1.6
BPG 0.4



JAYLIN WILLIAMS
F • 6-8 • 245 • Gr.
Nahunta, Ga.

PPG 13.0
RPG 5.0
BPG 0.5



JOHNI BROOME
F/C • 6-10 • 240 • Jr.
Plant City, Fla.

PPG 16.0
RPG 8.6
BPG 2.4

OFF THE BENCH

No.	Pos.	Name	Ht.	Wt.	Year	PPG	RPG	Hometown
10	G/F	Chad Baker-Mazara	6-7	180	Jr.	9.4	3.6	Santo Domingo, DR
1	G	Aden Holloway	6-1	165	Fr.	8.4	1.5	Charlotte, N.C.
0	G	K.D. Johnson	6-0	190	Sr.	7.5	1.8	Atlanta, Ga.
44	C	Dylan Cardwell	6-11	255	Sr.	5.0	4.0	Augusta, Ga.
31	F	Chaney Johnson	6-7	220	Jr.	3.9	3.6	Alabaster, Ala.
24	G	Lior Berman	6-4	210	Gr.	1.5	1.2	Birmingham, Ala.
23	F	Addarin Scott	6-9	207	Jr.	0.5	0.4	Dallas, Texas

UNIVERSITY INFORMATION

Location _____ Auburn, Ala.
 Founded _____ 1856
 Enrollment _____ 31,764
 Nickname _____ Tigers
 Colors _____ Burnt Orange and Navy Blue
 Conference _____ Southeastern (SEC)

ADMINISTRATION

President _____ Dr. Christopher B. Roberts
 Director of Athletics _____ John Cohen
 Athletics Phone _____ 855-282-2010

COACHING STAFF

Head Coach _____ Bruce Pearl
 Alma Mater _____ Boston College '82
 Career Record _____ 654-261 (.715)
 Seasons _____ 29
 Record at Auburn _____ 192-116 (.623)
 Seasons _____ 10
 Associate Head Coach _____ Steven Pearl
 Alma Mater _____ Tennessee '10
 Assistant Coach _____ Ira Bowman
 Alma Mater _____ Penn '96
 Assistant Coach _____ Corey Williams
 Alma Mater _____ Oklahoma State '02
 Assistant Coach _____ Chad Prewett
 Alma Mater _____ Troy State '94
 Assistant Coach/Offensive Coordinator _____
 _____ Mike Burgomaster
 Alma Mater _____ Miami '16
 Athletic Trainer _____ Clark Pearson
 Alma Mater _____ Kentucky '96
 Strength & Conditioning Coach _____ Damon Davis
 Alma Mater _____ Western Illinois '03
 Director of Player Development _____ Marquis Daniels
 Alma Mater _____ Auburn '03
 Director of Scouting & Recruiting _____ Ian Borders
 Alma Mater _____ Louisville '07
 Director of Operations _____ Maddux Jeffreys
 Alma Mater _____ Auburn '20

PROGRAM HISTORY

First Year of Basketball _____ 1905-06
 All-Time Record _____ 1461-1250-1 (.539)
 All-Time SEC Record _____ 655-773 (.459)
 SEC Championships _____ 4
 _____ (1960, 1999, 2018, 2022)
 SEC Tournament Titles _____ 2 (1985, 2019)
 NCAA Tournament Appearances _____ 12
 NCAA Tournament Record _____ 19-12
 All-Americans _____ 13
 All-SEC Selections _____ 98

TEAM INFORMATION

2022-23 Record _____ 21-13
 SEC Record (Finish) _____ 10-8 (7th)
 Associated Press Final Ranking _____ N/A
 USA TODAY/Coaches Final Ranking _____ N/A
 Letterwinners Returning/Lost _____ 11/7
 Starters Returning/Lost _____ 2/3
 Newcomers _____ 5

ATHLETICS COMMUNICATIONS

Director (MBB Contact) _____ Marlene Navor
 Alma Mater _____ Washington State '00
 Cell _____ 334-750-2381
 E-Mail _____ mnavor@auburn.edu

All interviews with coaches and student-athletes to be arranged in advance with SID.

A LOOK AT SOUTH CAROLINA

» South Carolina enters Wednesday's game with the SEC's longest current winning streak – seven games – and are tied with Alabama atop of the conference standings with a 9-2 league mark.

» The Gamecocks' seven-game SEC win streak is their longest since starting 11-0 in league play in 1996-97 and is 21-3 for the third time in USC history (2015-16 and 1969-70).

» Forward Colling Murray-Boyles was named SEC Freshman of the Week on Monday after averaging 23.5 points, 8.0 rebounds and 1.5 blocks, while shooting 22-of-28 (78.6 percent) from the floor in a pair of wins last week.

» South Carolina leads the SEC and is 15th nationally in scoring defense (64.0 ppg).

SERIES HISTORY

» Auburn leads the series against South Carolina 30-19 all-time, including 13-8 in games played in Auburn and 6-1 at Neville Arena. The Tigers have won six straight games over the Gamecocks, the last five of those by double digits. Auburn leads the series 14-9 in games played at South Carolina and 3-2 at neutral sites, including 3-1 in the SEC Tournament.

» Wednesday's matchup between No. 13 Auburn and 11th-ranked South Carolina is the first matchup between ranked teams in the 50-game series history between the two teams. Ranked teams are 16-2 in the series. Ranked Auburn teams are 10-2, including 5-0 in games played in Auburn, against South Carolina. South Carolina is 6-0 in the series when the Gamecocks are ranked, including 4-0 in Auburn.

» This is the ninth time Bruce Pearl has coached a ranked Auburn team against South Carolina. The Tigers have gone 6-2 in the previous eight games, including 3-0 at Neville Arena. Pearl is 0-2 against ranked South Carolina squads coaching Auburn, including 0-1 at Neville Arena.

LAST 10 GAMES IN THE SERIES

Jan. 24, 2017	A	L, 69-98
Feb. 17, 2018	A	L, 75-84
Mar. 3, 2018	H	W, 79-70
Jan. 22, 2019	A	L, 77-80
Mar. 14, 2019	SECT	W, 73-64
Jan. 22, 2020	H	W, 80-67
Jan. 23, 2021	A	W, 109-86
Jan. 4, 2022	A	W, 81-66
Mar. 5, 2022	H	W, 82-71
Jan. 21, 2023	A	W, 81-66

PEARL VS. SOUTH CAROLINA

» Bruce Pearl is 20-6 against South Carolina, including 8-4 coaching Auburn. Pearl was 12-2 at Tennessee in his six-year career coaching against the Gamecocks. He is 11-1 at home against South Carolina, including 4-1 at Neville Arena.

» Pearl is 7-4 at South Carolina, including 3-3 coaching Auburn, and 2-1 against the Gamecocks at neutral sites, including a 73-64 victory over them in the 2019 SEC Tournament quarterfinals as the Tigers won their first SEC Tournament title since 1985 and second ever.

» Auburn's 81-66 at South Carolina last season is the only previous meeting between Pearl and second-year Gamecocks head coach Lamont Paris.

AUBURN IN KENPOM RANKINGS

» Auburn is the SEC’s highest ranked team at No. 5 in the KenPom Rankings, as of Sunday night, one spot ahead of Alabama and two spots ahead of Tennessee. The Tigers, who are fourth in adjusted defensive efficiency and 16th in adjusted offensive efficiency, are one of six teams in the country ranked in the top 20 in both categories.

» The last 21 national championships have all finished in the top 39 in both offensive and defensive efficiency. All of them have been in the top 39 in offensive efficiency and the top 22 in defensive efficiency. All but two of them have finished in the top 20 in both categories.

Team	Offense	Defense
Arizona	4	15
Auburn	16	4
UConn	3	17
Houston	17	1
Purdue	2	13
Tennessee	14	7

CLOSING IN ON ANOTHER 20-WIN SEASON

» With its next win, Auburn will secure its 15th 20-win season in the program’s 118-year history including the Tigers’ sixth 20-win season in the last seven seasons under head coach Bruce Pearl.

SEASON	RECORD	GAMES TO REACH 20 WINS
1927-28	20-2	21
1998-99	29-4	21
2021-22	28-6	21
2017-18	26-8	22
2019-20	25-6	22
1958-59	20-2	22
1999-00	24-10	24
2008-09	24-12	27
1983-84	20-11	29
2018-19	30-10	29
2002-03	22-12	30
1985-86	22-11	30
1984-85	22-12	31
2022-23	21-13	31

PLAYER TO WATCH: CHAD BAKER-MAZARA

» Chad Baker-Mazara is fifth in the SEC shooting 86.1 percent (68-of-79) from the foul line this season. Baker-Mazara has scored in double figures in six of Auburn’s 11 SEC games.

» He had scored in double figures in three-straight games prior to scoring six points Saturday at Florida. He has averaged 10.4 points on 43.5 percent shooting from the floor, 42.5 percent shooting from 3-point range and 84.4 percent shooting from the foul line in the last 13 games.

» He has led Auburn in scoring twice in SEC play after scoring 16 points at Arkansas and adding 19 points against LSU. He has 12 games in double figures on the season, including 11 in the last 19 games.



TOUGHEST HOME COURTS IN THE SEC

» Auburn's Neville Arena has been a rare place where league foes have won along with Kentucky's Rupp Arena, Arkansas' Bud Walton Arena and Tennessee's Thompson-Boling Arena.

» Only 28 SEC teams have come into Neville Arena and left with a win over the last nine-plus seasons since 2014-15. Texas A&M and Ole Miss have been the most successful having won five times each.

SEC vs. Kentucky at Rupp Arena – 13-72 (.153)

SEC vs. Arkansas at Bud Walton Arena – 25-61 (.291)

SEC vs. Tennessee at Thompson-Boling Arena – 25-60 (.294)

SEC vs. Auburn at Neville Arena – 28-57 (.329)

BEST STARTS IN PROGRAM HISTORY

» Auburn's 19-5 record is the sixth-best 24-game start in program history behind the 1999-2000 squad. The Tigers set a program record by starting 23-1 during the 1998-99 season and they started 22-2 twice previously under Bruce Pearl – in 2021-22 and 2019-20.

» With a win over South Carolina, Auburn will have 20 victories in the first 25 games of a season for the sixth time all-time, including fourth time in the last seven seasons.

BEST 24-GAME STARTS

Season	Start
1998-99	23-1
2021-22	22-2
2019-20	22-2
2017-18	21-3
1999-00	20-4
2023-24	19-5

BEST 25-GAME STARTS

Season	Start
1998-99	24-1
2021-22	23-2
2019-20	22-3
2017-18	22-3
1999-2000	21-4

SELLING OUT NEVILLE ARENA

» Auburn is one of only 16 NCAA Division I teams at or above 100 percent capacity crowds for the season next to UConn, Dayton, Duke, FAU, Gonzaga, Grand Canyon, Houston, Kansas, Michigan State, Penn State, Purdue, Rutgers, St. John's, Villanova and Xavier.

» A ticket to Neville Arena is a hard one to come by as season tickets have been sold out every year under Bruce Pearl.

» The Tigers have sold out the last 51-consecutive games at Neville Arena.

HOLD THE WHISTLE

» The Vanderbilt game on Jan. 17, snapped a string of six games where Auburn had been called for no more than 15 fouls in five of those games. Against the Commodores, Auburn was whistled for 22 fouls.

» In its last eight games, Auburn was whistled for an average of 18.6 fouls.

» The Tigers' six lowest foul totals of the season had all come in the previous eight games prior to traveling to Vanderbilt, during which they were whistled for 15.4 fouls per game including a season-low 11 fouls in their win over Penn on Jan. 2.

» The Tigers previously set a season low in fouls committed with 16 against UNC Asheville and later 13 versus Alabama State and Chattanooga.

» In 11 SEC games, the Tigers have been called for an average of 18.6 fouls including 18.0 in their conference losses.

» AU has been called for 17.9 fouls in its 19 wins compared to 20.8 fouls in its five losses.

WELCOME TO THE JUNGLE

» Auburn has won its last 16-straight games at Neville Arena, which is tied for the sixth-longest home-court win streak in program history.

» It is the Tigers' longest home-court win streak since winning 28-straight games at Neville Arena from Feb. 27, 2021, to Jan. 14, 2023.

» Five of Auburn's 11 longest home-court winning streaks in program history have occurred after the final home game of the 2016-17 season.

LONGEST HOME-COURT WINNING STREAKS IN AUBURN HISTORY

Streak	Started/Ended
36	W, Georgia Tech on 1/26/1957 to L, Mississippi State on 1/7/1961
30	W, Southern Miss on 3/11/1998 to L, #12 LSU on 3/1/2000
28	W, #25 Tennessee on 2/27/21 to L, Texas A&M on 1/25/2023
19	W, Arkansas on 2/20/2019 to L, Texas A&M on 3/4/2020
17	W, Miss State during 1926-27 season to L, Ole Miss during 1927-28 season
15	W, Missouri on 2/14/2023 to Present
15	W, Georgia Tech on 2/27/1974 to L, Alabama on 1/10/1976
13	W, Missouri on 3/4/2017 to L, Texas A&M on 2/7/2018
12	W, Kentucky on 2/14/2018 to L, #12 Kentucky on 1/19/2019

RANKED TEAMS AT NEVILLE ARENA

» Auburn is 8-1 against ranked teams in Neville Arena (2010-Present). The Tigers have won their last seven-consecutive home meetings between ranked teams.

Date	Opponent	AU Rank/Opponent Rank	Result
11/9/18	Washington	11/25	W, 88-66
1/19/19	Kentucky	14/12	L, 80-82
2/1/20	Kentucky	17/13	W, 75-66
2/8/20	LSU	11/18	W, 91-90 (OT)
12/29/21	LSU	11/16	W, 70-55
1/22/22	Kentucky	2/12	W, 80-71
1/7/23	Arkansas	20/13	W, 72-59
1/20/24	Ole Miss	13/22	W, 82-59
2/7/24	Alabama	12/16	W, 99-81

CLEANING THE GLASS

» Auburn is fifth in the SEC and tied for 53rd nationally with a plus-4.79 rebounding margin this season. The Tigers outrebounded Ole Miss 42-26 on Feb. 3, which is tied for their fifth-best rebounding margin in an SEC game in Bruce Pearl's 10 seasons on the Plains.

» Auburn outrebounded Arkansas 46-32 in the SEC opener and outrebounded Vanderbilt by 10.0 boards per game in two victories over the Commodores. The plus-14 rebounding margin against the Razorbacks is tied for Auburn's eighth-best mark in an SEC game under Pearl.

» Auburn outrebounded Alabama 42-35 last Wednesday, making it three straight games the Tigers had outrebounded their opponent prior to getting outrebounded 43-41 at Florida Saturday. The Tigers are 13-1 when they have outrebounded their opponent this season. Auburn is 32nd nationally with a 33.1 offensive rebounding percentage and 43rd with a 53.2 total rebounding percentage, per teamrankings.com.

» The Tigers have a plus-6.4 rebounding margin in their 19 wins and a -1.2-rebounding margin in their five losses.

TIGERS FAST BREAKING

» Auburn matched its season high with 26 fast-break points against Alabama on Wednesday, a mark the Tigers previously set against LSU on Jan. 13.

» Auburn is 6-0 this season when the Tigers score at least 20 fast-break points.

MAKING EVERY SHOT COUNT

» Prior to going 14-of-26 from the free-throw line Saturday at Florida, Auburn had gone 289-of-360 (80.3 pct.) over its previous 16 games. Last Wednesday against Alabama, the Tigers set a school record for made free throws in a game by going 40-of-50 from the free-throw line against the Crimson Tide.

» Auburn is third in the SEC with a 75.6 free-throw percentage for the season, which would rank sixth all-time at Auburn. Of the 10 players averaging at least 14.4 minutes per game, seven of them are shooting over 76.0 percent from the free-throw line. Auburn is fifth in the SEC shooting 77.6 percent (190-of-245) from the foul line in SEC play, and the Tigers are second in the league averaging 17.3 made free throws per game in league play.

» Auburn is shooting 359-of-461 (77.9 pct.) in its 19 wins compared to 68-of-104 (65.4 pct.) in its five losses. That's an average of 18.9-of-24.3 in wins compared to 13.6-of-20.8 in losses.

» The Tigers have shot 47.9 percent (557-of-1163) in their 19 wins compared to 40.6 percent (125-of-308) in their five losses. Auburn is fourth in the SEC with a 45.3 field-goal percentage for the season.

» Additionally, they shot 96-of-263 (36.5 pct.) from long range during their 11-game winning streak and made 22-of-53 (41.5 percent) 3-pointers in wins over Vanderbilt and Ole Miss compared to 14-of-65 (21.5 pct.) in their three SEC losses at Alabama, Mississippi State and Florida and 48-of-162 (29.6 pct.) in the first seven games.

» Six of Auburn's seven games this season with double-digit 3-point field goals have come in the last 17 games, including the Tigers making 10 3-pointers against Vanderbilt and 12 long-range shots at Ole Miss, compared to just one such game in the first seven contests of the season. It is the first time Auburn has made double-digit 3-pointers in consecutive SEC games since making 10 3-point field goals at Mississippi State and against South Carolina in the final two regular-season games of the 2021-22 season.

» The Tigers have made at least 10 3-pointers three times in SEC play (10 vs. LSU). The Tigers have shot 159-of-451 (35.3 percent) from deep in their 19 wins and 26-of-111 (23.4 percent) in their five losses.

TIGERS BREAK THE CENTURY MARK AGAIN

» Auburn's 101-point performance against Chattanooga was the Tigers' second time scoring 100 points in a game this season, after scoring 104 points against Indiana on Dec. 9 in Atlanta.

» It marked the first time Auburn has scored 100 points in two regulation games in the same season since the 2018-19 season when the Tigers scored 101 points against South Alabama and 103 points against Mississippi College. Auburn had two 100-point games during the 2021-22 season including a 109-point effort in a double-overtime game against UConn and a 100-point performance against Alabama.

» The last time AU had at least three 100-point games in a season was the 1999-00 season when the Tigers scored 100 points against Arkansas-Pine Bluff, 109 points vs. Puerto Rico-Mayaguez and 100 points vs. Stony Brook.

» Auburn joins Alabama and Kentucky as the only SEC teams with multiple 100-point games this season.

DOMINATING THE PAINT

» Auburn has scored at least 40 points in the paint in 11 of the last 20 games, including two games of at least 50 paint points, including a season-high 52 points in the paint against Chattanooga.

» The Tigers scored 50 points in the paint against UNC Asheville, 46 points in the paint in the SEC opener at Arkansas, 44 points in the paint at Ole Miss, 42 paint points against Virginia Tech, Appalachian State, USC and Ole Miss and 40 paint points against Alabama, Alabama A&M and at Florida.

» For the season, Auburn is averaging 37.7 points per game in the paint (904 points in 24 games), which is 45.7 percent of the Tigers total points. The Tigers have outscored their opponent in the paint in 22 of 24 games this season and were even with St. Bonaventure in paint points in one of the other two games.

» Mississippi State is the only team to outscore Auburn in the paint this season, doing so 34-20, on Jan. 27. Auburn is plus-250 (10.4 ppg) on points in the paint for the season, including a plus-30 (48-18) in its SEC opener at Arkansas. The Tigers are outscoring SEC opponents by 9.1 points in the paint per game (400-300 in 11 games).

DEFENSE, TIGERS, DEFENSE

- » Auburn is second in the SEC forcing 13.46 turnovers per game. In SEC play, the Tigers have forced an SEC-best 13.27 turnovers in their first 11 conference games. Auburn forced Texas A&M into 19 turnovers, which is still a season high for the Aggies and also the most the Tigers have forced in an SEC game this season.
- » The Tigers forced 16 turnovers against LSU, and scored 24 points off those turnovers, which is tied for their second-most points scored off turnovers this season (30 vs. Virginia Tech). Last Wednesday, the Tigers forced 15 Alabama turnovers and turned those miscues into 22 points.
- » Auburn scored 22 points off 17 Ole Miss turnovers in the first meeting between the two teams this season. The Tigers forced 13 turnovers in their SEC opener at Arkansas and 11 at Vanderbilt. Auburn scored 15 points off 14 Alabama turnovers on Jan. 24, forced Mississippi State into 14 turnovers and forced 12 turnovers against Vanderbilt on Jan. 31.
- » Auburn held Ole Miss to season-lows in points (59) and first half points (27) in Auburn.
- » Auburn held Texas A&M to a season-low 22 first-half points. The Aggies’ previous low was 23 points in the first half against No. 3 Houston.
- » Auburn held Texas A&M without a field goal over the final 9:15 of the game as the Aggies missed their last 10 field-goal attempts.
- » Auburn held Texas A&M to a 29.0 field-goal percentage on the night, which was the lowest the Tigers had held an SEC opponent to since holding Tennessee to 27.0 percent shooting in Knoxville last season until they held Vanderbilt to 26.8 percent shooting on Jan. 31. This is the lowest field-goal percentage Auburn has held an SEC opponent to since holding Georgia to 25.0 percent shooting (13-of-52) on Feb. 1, 2012.
- » Auburn held Mississippi State to a season-low 21 first-half points. The Bulldogs’ previous low was 26 points at Georgia Tech.

Fewest points Auburn has held an SEC opponent to under Bruce Pearl

Date	Opponent	Points
Feb. 4, 2023	Tennessee	46
Jan. 18, 2023	LSU	49
Jan. 6, 2024	Arkansas	51
Feb. 16, 2019	Vanderbilt	53
Jan. 25, 2022	Missouri	54
Jan. 9, 2024	Texas A&M	55
Dec. 29, 2021	LSU	55

Held league opponent under 60 points this season

Auburn	4
Mississippi State	2
Ole Miss	2
Alabama	1
Kentucky	1
LSU	1
South Carolina	1
Texas A&M	1

Games holding opponent to under 60 points in SEC game

2022-23	5
2023-24	4
2021-22	3
2018-19	3
2020-21	1
2019-20	1
2014-15	1
2017-18	0
2016-17	0
2015-16	0

TIGERS PICK UP RARE ROAD WIN

» Auburn's 32-point victory at Arkansas tied for the second-largest margin of victory in an SEC road game in program history next to a 64-32 victory at Sewanee on Jan. 13, 1940, and only two points behind a 92-58 win at Tulane on Jan. 11, 1966. Additionally, the win tied for the seventh-largest overall road win in school history. It was the largest since an 87-52 win at Alabama A&M on Dec. 1, 2009.

» On the flip side, the 32-point loss was Arkansas' largest defeat in the 31-year history of Bud Walton Arena (449 total games, 80th win all-time in the venue's history), topping a 30-point loss to Florida in 2012. It was Auburn's largest win in the 60-game series, surpassing the Tigers' 101-76 victory in Auburn in 1996. The Tigers' previous largest victory at Bud Walton Arena was 73-51 (+22) in 2009.

LARGEST SEC ROAD WINS IN PROGRAM HISTORY

Date	Opponent	Score	Margin
Jan. 11, 1966	Tulane	92-58	34
Jan. 6 2024	Arkansas	83-51	32
Jan. 13, 1940	Sewanee	64-32	32

LARGEST ROAD WINS IN PROGRAM HISTORY

Date	Opponent	Score	Margin
Dec. 20, 1999	Puerto Rico-Mayaguez	109-52	57
Dec. 16, 1976	VCU	109-59	50
1919-20	Clemson	60-12	48
Dec. 28, 1996	Florida A&M	95-57	38
Dec. 1, 2009	Alabama A&M	87-52	35
Jan. 11, 1966	Tulane	92-58	34
Jan. 6 2024	Arkansas	83-51	32
Jan. 13, 1940	Sewanee	64-32	32
Nov. 19, 2007	Charleston Southern	89-59	30
Dec. 20, 2002	Puerto Rico-Mayaguez	94-64	30
Dec. 30, 1995	Florida A&M	84-54	30
Nov. 30, 1951	Howard	69-39	30
1919-20	West Point Athletic Club	38-8	30

PEARL AMONG THE BEST OF THE BEST

» Bruce Pearl ranks No. 13 among active NCAA Division I coaches in career wins (654), third among active SEC men's basketball coaches. He also ranks No. 19 among active NCAA All-Division coaches in career wins (654) and No. 8 all-time among winningest SEC coaches with 337 career wins (UT and AU combined).

MOST OVERALL COLLEGIATE HEAD COACHING WINS AMONG ACTIVE SEC COACHES

Coach	School	Wins
John Calipari	Kentucky	806
Rick Barnes	Tennessee	796
Bruce Pearl	Auburn	654
Buzz Williams	Texas A&M	342
Mike White	Georgia	273

Coach	School	Wins
John Calipari	Kentucky	403
Bruce Pearl	Auburn	337
Rick Barnes	Tennessee	192
Mike White	Georgia	172
Nate Oats	Alabama	109

MOST WINS IN SEC GAMES AMONG ACTIVE SEC COACHES

Coach	School	Wins
John Calipari	Kentucky	191
Bruce Pearl	Auburn	150
Rick Barnes	Tennessee	93
Mike White	Georgia	82
Nate Oats	Alabama	58

SHARING THE ROCK

» Auburn is 12th nationally and first in the SEC with 17.8 assists per game and second in the SEC and 11th nationally with a 1.68 assist-to-turnover ratio. The Tigers have recorded at least 18 assists in 15 games, including their first five games this season, which is tied for the second-most in the country, and have dished out at least 17 assists in all but eight games.

» Seven players have recorded at least 30 assists on the season for Auburn, and nine of the 10 Tigers averaging 14.4 minutes per game have a positive assist-to-turnover ratio. Tre Donaldson leads Auburn and is 14th in the SEC with 3.46 assists per game, while Aden Holloway is averaging 2.9 assists per game.

» Auburn recorded a season-high tying 25 assists at Ole Miss on Feb. 3, which tied 25 against Indiana in its Holiday Hoopsgiving game on Dec. 9 in Atlanta. Eight Tigers had at least one assist against the Hoosiers.

» In the Bruce Pearl Era, his 2019-20 squad dished out 27 assists versus CSUN on Nov. 15, 2019. The school record for most assists in a single game is 33 against Troy in 1991 and versus LSU in 1994.

Teams with 19+ assists in 12+ games this season

Kansas (13)

Purdue (13)

Arizona

Auburn

BYU

Samford

Teams with 18+ assists in 15+ games this season

Kansas (18)

Auburn

Samford

Teams with 17+ assists in 16+ games this season

Kansas (21)

Auburn

Arizona

Colorado State

AUBURN VS. RANKED TEAMS

» Auburn is 20-27 all-time against ranked opponents during the Bruce Pearl Era. However, the Tigers have won 16 of their last 27 games against ranked opponents.

» The Tigers are 14-13 against ranked opponents in Neville Arena. They have won 10 of their last 11 home games against ranked opponents and are 13-6 at against ranked opponents at Neville Arena under Coach Pearl.

MAKING HISTORY

» For the first time in program history, Auburn claimed road wins at Arkansas and Vanderbilt during the same season.

» The Tigers handed Arkansas its largest loss in the history of Bud Walton Arena with an 83-51 victory over the Razorbacks in the SEC opener on Jan. 6.

» Auburn's 15-point win at Vanderbilt on Jan. 17, was its second-largest margin of victory at Vanderbilt all-time and the Tigers' largest win in Nashville since a 27-7 victory (+20) on Jan. 28, 1921, in the very first game of the series.

WILLIAMS SEC LEADER IN FIELD-GOAL PERCENTAGE IN LEAGUE PLAY

» Jaylin Williams recorded his seventh 20-point game in his last 16 contests with a career-high 26 points on 8-of-13 shooting from the floor, including one 3-pointer, and 9-of-10 from the foul line against Alabama last Wednesday. Against the Crimson Tide, Williams also set a new career high in free throws made and tied his career high in free-throw attempts. In the win, he matched his career high from the game at Vanderbilt earlier this season with 17 first-half points. Williams made all 12 of his shots in Auburn's win at Vanderbilt on Jan. 17. Williams was 7-of-7 from the floor, 2-of-2 from 3-point range and 5-of-5 from the free-throw line for 21 points against the Commodores. He added eight rebounds, three assists, one block and one steal on the night. Williams scored 17 points in the first half on 5-of-5 shooting from the floor, including a pair of 3-pointers, and 5-of-5 from the free-throw line, which is a career high for points in the first half, topping his previous high of 16 points at Ole Miss in 2021. He scored 21 points on Jan. 31 in the second meeting this season with Vanderbilt as well. Williams was 7-of-9 from the floor, 3-of-4 from 3-point range and 4-of-6 from the free-throw line, and he added four assists, two rebounds and one steal in the victory. He averaged 21.0 points on 14-of-16 field goals, 5-of-6 3-pointers and 9-of-11 to go with 5.0 rebounds, 3.5 assists and 1.0 steals in two games against Vanderbilt this season.

» Williams scored 16 points on 6-of-11 field goals, 1-of-4 3-pointers and 3-of-4 from the foul line, and he added five rebounds and two assists at Ole Miss on Feb. 3. Auburn is 13-0 when he scores more than 10 points this season.

» The game at Vanderbilt was his second perfect shooting game of the season after he went 9-of-9 from the floor, 2-of-2 from deep and 1-of-1 from the free-throw line against Chattanooga. That performance put him one made field goal away from tying Charles Barkley's school record for the most made field goals without a miss when he went 10-of-10 against Georgia on Jan. 22, 1983. He is one of four Division I players with multiple games of 7-of-7 or better from the field this season and one of 11 players to have such a game against a power conference opponent.

» Over his last 17 games, he is averaging 15.1 points on 60.8 percent shooting from the floor, 42.6 from 3-point range and 82.3 from the free-throw line. His seven 20-point games over that stretch are three more than he had in his first 114 career games.

» In SEC play, Williams is 18th in the league with 14.73 points and 5.1 rebounds and he is second in the league with a 58.2 field-goal percentage. In SEC games, he is shooting 83.7 percent from the free-throw line, which is 12th in the SEC, and 41.4 percent from deep.

» Williams played in his 131st career game at Florida Saturday, which is tied with Bryce Brown (2015-19) for second in program history in games played, three behind Frankie Sullivan's school record of 134 career games from 2009-13. He needs three points to surpass KT Harrell (2013-15) for 25th on Auburn's career scoring list and six points to become the 25th player in program history to score 1,200 career points. Williams tied his career high with 11 rebounds against the Crimson Tide on Jan. 24, which he had previously done twice – against Saint Joseph's in 2020 and Texas A&M in 2022.

Players with multiple games of 7-of-7 from the floor this season

Player	School	Games
Jonathan Mogbo	San Francisco	3
Jaylin Williams	Auburn	2
William Kyle	South Dakota State	2
Devin Tillis	UC Irvine	2

Players with a game of 7-of-7 from the floor against a power conference opponent this season

Player	School	Opponent	FG-FGA
Oumar Ballo	Arizona	California	8-8
Brandon Huntley-Hatfield	Louisville	Kentucky	8-8
Lynn Kidd	Virginia Tech	Miami (Fla.)	8-8
Jaylin Williams	Auburn	Vanderbilt	7-7
KJ Adams	Kansas	Oklahoma St.	7-7
Cameron Corhen	Florida State	Miami (Fla.)	7-7
Brandon Garrison	Oklahoma State	Baylor	7-7
Vladislav Goldin	FAU	Virginia Tech	7-7
Isaac Jones	Washington State	Colorado	7-7
Izaiyah Nelson	Arkansas State	Louisville	7-7
Braxton Meah	Washington	Oregon	7-7

PRODUCING ON BOTH ENDS OF THE FLOOR

» Auburn, which is fourth in the SEC and tied for 51st nationally in scoring offense at 82.33 points per game and second in the SEC and 59th nationally in scoring defense at 67.13 points per game, is the only team that ranks in the top 4 in the league in both categories.

» The Tigers, who have won all 19 of their victories by at least 11 points, are the only team in the country who has 17 wins by at least 15 points, which is three more than any other team nationally.

» The Tigers have held four of their first 11 SEC opponents to under 60 points, which is already the second-most SEC games holding an opponent under 60 points in Bruce Pearl's 10 seasons, and it is just one behind last year's squad that held five league opponents to fewer than 60 points.

» Auburn scored 91 points at Ole Miss and 99 points vs. Alabama in consecutive games prior to the loss at Florida. It is the first time the Tigers have scored at least 90 points in consecutive SEC games since scoring 90 points against Alabama on Jan. 9 and 95 points at Georgia on Jan. 13 in 2021. If Auburn reaches the 90-point plateau, it will be the first time the Tigers have scored 90 or more points in three straight SEC games since the 1977-78 season when they scored 92 points vs. Florida on Feb. 11, 92 points v. Ole Miss on Feb. 18 and 95 points vs. LSU in overtime on Feb. 20.

» Arkansas' 51 points in the SEC opener are the third-fewest points Auburn has held an SEC opponent to under Bruce Pearl, while Texas A&M's 55 points are tied for fifth most. It was the first time Auburn has held consecutive SEC opponents to under 60 points since holding Vanderbilt to 53 points on Feb. 16 and Arkansas to 56 points on Feb. 20 in 2019.

» Auburn leads the SEC and is 11th in the country with a scoring margin of +15.2 and fifth in the country with a +10.3-scoring margin in the first half. Auburn has scored 50 points in the first half four times this season, including twice in SEC play - 51 first-half points against LSU and 55 points against Alabama.

» Auburn flipped the script at Ole Miss, outscoring the Rebels, 56-33, in the second half after trailing, 44-35, at halftime. The Tigers shot 73.3 percent (22-of-30) from the floor including 5-of-8 from 3-point range. It was the most points Auburn has scored in any half of an SEC game since scoring 56 points in the second half against Georgia on Feb. 2, 2021.

» The Tigers have the third-highest scoring offense and scoring defense through 23 games in Bruce Pearl's tenure on The Plains.

Year-By-Year Scoring Offense Under Pearl (through 24 games under Bruce Pearl)

2014-15: 68.7
2015-16: 71.4
2016-17: 79.8
2017-18: 85.8
2018-19: 82.4
2019-20: 80.2
2020-21: 78.0
2021-22: 80.2
2022-23: 72.3
2023-24: 82.3

Year-By-Year Scoring Defense Under Pearl (through 24 games under Bruce Pearl)

2014-15: 70.3
2015-16: 77.6
2016-17: 77.7
2017-18: 72.9
2018-19: 68.5
2019-20: 70.6
2020-21: 77.1
2021-22: 67.0
2022-23: 64.6
2023-24: 67.1

FRESHMAN PHENOM

» Freshman phenom Aden Holloway has made a 3-pointer in 19-of-24 games this season including a streak of 11-straight contests, which ended at Alabama on Jan. 24. Auburn is 17-2 when Holloway makes a 3-pointer.

» Over his last 20 games, he has totaled 53 assists and just 15 turnovers for a 3.53 assist-to-turnover ratio, and he has more assists than turnovers in all but four games this season, and he had an even assist-to-turnover ratio in three other contests.

» Holloway has eight double figure scoring games and four games with four-plus 3-pointers this season.

» In 16 games against power conference opponents, Holloway is shooting 30-of-88 (34.1 pct.) from 3-point range.

» Holloway became the 15th different freshman to start a game for Auburn in Bruce Pearl's 10 seasons as the Tigers' head coach. Auburn is 15-2 with Holloway in the starting lineup. Jabari Smith leads all Auburn freshmen under Pearl with 34 starts in 2021-22. The group has combined to start 273 games.



Freshman Starters Under Bruce Pearl

Freshman Starts By Season Under Pearl

Player	Season	Starts
Jabari Smith	2021-22	34
Mustapha Heron	2016-17	32
Jared Harper	2016-17	30
Isaac Okoro	2019-20	28
JT Thor	2020-21	27
Danjel Purifoy	2016-17	25
Austin Wiley	2016-17	22
Horace Spencer	2015-16	18
Aden Holloway	2023-24	17
Sharife Cooper	2020-21	12
Bryce Brown	2015-16	11
Justin Powell	2020-21	7
TJ Lang	2014-15	6
Allen Flanigan	2019-20	3
Anfernee McLemore	2016-17	1

Season	Starts
2014-15	6
2015-16	29
2016-17	110
2017-18	0
2018-19	0
2019-20	31
2020-21	46
2021-22	34
2022-23	0
2023-24	17

Most 3-pointers made by a freshman in Auburn History

Player	Season	3PT FGM
1. Jabari Smith	2021-22	79
2. Bryce Brown	2015-16	78
3. Ronnie Battle	1989-90	64
4. Toney Douglas	2004-05	62
5. Danjel Purifoy	2016-17	59
6. Daymeon Fishback	1996-97	57
7. Jared Harper	2016-17	54
8. Scott Pohlman	1997-98	53
9. Mustapha Heron	2016-17	44
10. Tahj Shamsid-Deen	2013-14	43
Aden Holloway	2023-24	43

WILLIAMS WINNINGEST PLAYER IN PROGRAM HISTORY

- » After graduating with a bachelor’s degree in kinesiology in May, Jaylin Williams chose to come back for his fifth and final year on The Plains. Last season, he was the team’s second-leading scorer (13.0 ppg) and second-leading rebounder (5.0 rpg) in 2022-23.
- » With the Tigers' win over Southeastern Louisiana on Nov. 10 at Neville Arena, Williams became the winningest player in program history with 88 career (and now 106) victories to date. He was previously tied with former Tigers Allen Flanigan (2019-23), Anfernee McLemore (2016-20) and Scott Pohlman (1997-2001).
- » Entering the season with 107 career games played, he needed to appear in 20 games this season to crack Auburn’s career games played list and is now three games (131) behind Frankie Sullivan’s record of 134 games played from 2009-13.

ALL-TIME WINNINGEST AUBURN PLAYERS (minimum 90 career games played)

1. Jaylin Williams (2019-Present)	106
2T. Allen Flanigan (2019-23)	87
2T. Anfernee McLemore (2016-20)	87
2T. Scott Pohlman (1997-01)	87
5T. Doc Robinson (1996-00)	85
5T. Daymeon Fishback (1996-00)	85
5T. Mamadou N’Diaye (1996-00)	85
8. Mack McGadney (1998-02)	83
9. Chuck Person (1982-86)	79
10. Marquis Daniels (1999-03)	76

DOMINATING NON-CONFERENCE FOES

» Auburn owns an 95-25 (.792) winning record in regular-season games against non-conference opponents under Coach Pearl. The Tigers lead the SEC, with a .853 winning percentage (81-14 record) in regular-season non-conference games over the last seven-plus seasons.

Team	2016-17	2017-18	2018-19	2019-20	2020-21	2021-22	2022-23	2023-24	Total
Auburn	6-2	12-1	11-2	13-0	6-3	12-1	10-3	11-2	81-14 (.853)
Arkansas	11-2	11-2	9-4	12-1	12-3	11-2	11-2	9-4	86-20 (.811)
Miss. State	9-3	12-1	12-1	9-4	10-5	9-4	12-1	11-2	84-21 (.800)
Tennessee	8-5	10-2	12-1	8-5	8-2	9-3	11-2	10-3	76-23 (.768)
LSU	8-4	9-3	10-3	9-4	8-4	12-1	11-2	8-5	75-26 (.743)
Kentucky	10-3	11-2	11-2	10-3	1-7	11-2	9-4	10-3	73-26 (.737)
Georgia	9-4	9-3	9-4	10-3	7-1	5-8	10-3	10-3	69-29 (.704)
Ole Miss	9-4	7-6	10-3	9-4	6-4	9-4	8-5	13-0	71-30 (.703)
Texas A&M	8-4	11-2	7-5	6-6	6-2	11-2	8-5	9-4	66-30 (.688)
Florida	10-3	9-4	8-5	8-5	6-3	10-3	7-6	10-3	68-32 (.680)
Alabama	7-5	9-4	9-4	8-5	10-5	10-3	10-3	8-5	71-34 (.676)
Missouri	5-7	10-3	9-3	8-5	8-2	6-7	12-1	8-5	66-33 (.667)
South Carolina	10-3	9-4	5-8	8-5	2-3	9-3	7-6	12-1	62-33 (.653)
Vanderbilt	7-6	6-7	9-4	8-5	6-3	8-4	7-6	4-8	56-43 (.566)

Year-by-Year Regular-Season Record vs. Non-Conference Opponents Under Bruce Pearl

2014-15	8-5
2015-16	6-6
2016-17	6-2
2017-18	12-1
2018-19	11-2
2019-20	13-0
2020-21	6-3
2021-22	12-1
2022-23	10-3
2023-24	11-2

FIVE 1,000-CAREER POINT SCORERS

» Auburn is amongst elite company with five 1,000 point scorers on its roster this season. The NCAA compiles a comprehensive list of teams who have multiple 1,000-point scorers on the roster including those who played at any NCAA institution (Division I, II and III) or at the junior college level.

» St. John's (N.Y.) currently boasts six 1,000 point scorers on its roster, while TCU and Auburn are tied for second most in the country with 5. Conference foe Missouri also has five on its roster, but two players carried over career points from their respective JUCO careers.

» K.D. Johnson (Georgia-Auburn combined) and Jaylin Williams both entered the 1,000 Career Point Club against Alabama State on Dec. 22 and have tabulated 1,105 and 1,194 career points to date. Johni Broome (1,834), Chaney Johnson (1,288) and Denver Jones (1,139) reached that same milestone in their combined Morehead State-Auburn, UAH-Auburn and FIU-Auburn careers respectively.

» Williams became the 39th player in program history to gain entrance into the 1,000-Career Point Club – the first in five years since Bryce Brown (8th, 1,673) and Jared Harper (13th, 1,227) did so during their senior campaigns that ended in the 2019 national semifinals. He needs two points to move into the Top 25.

2024 SIGNING CLASS

The Tigers signed two top recruits in the early signing period – five-star Tahaad Pettiford and Jahki Howard.

Rated the No. 2 point guard and No. 21 overall player in the Class of 2024 by 247 Sports, Pettiford played AAU basketball for New Heights Lightning on the EYBL circuit, shooting 33.5 percent from the 3-point line and averaging 13.3 points per game. He burst onto the scene over the summer as one of the best scoring guards in the country.

One of the most athletic players in his class, Howard is a four-star recruit rated No. 85 overall and No. 20 at his position by 247 Sports. Known as the best dunker in high school basketball going viral on social media, he is currently averaging 15.9 points, 5.3 rebounds, 1.4 assists, 1.9 steals and 0.5 blocks per game in the preseason for Overtime Elite.

Tahaad Pettiford, G, 5-10, 175, Jersey City, N.J. (Hudson Catholic Regional High School)

"Tahaad is a very unique player. He is a gifted scorer with an unlimited range. Instant offense. He has tremendous speed, quickness and athletic jumping ability. Tahaad is a very tough cover and uses that athleticism to be a pest defensively. (Assistant Coach) Ira Bowman did a tremendous job of identifying Tahaad very early on in the recruiting process and developed a close, trusting relationship. Tahaad will have a Pied Piper effect on our program. Guys will want to play with him." – Head Coach Bruce Pearl

Jahki Howard, F, 6-6, 185, Boston, Mass. (Overtime Elite)

"Jahki is one of the most underrated prospects in the 2024 class. We've been watching and recruiting him since his freshman year – seeing so much growth, maturity and commitment to becoming great. His basketball IQ, his athleticism and his motor make him a great fit for our program." – Head Coach Bruce Pearl

ON BOARD

» Junior transfer Chaney Johnson pulled down 11 rebounds off the bench against Southeastern Louisiana on Nov. 10. He is the ninth player in Bruce Pearl's 10 seasons at Auburn to grab at least 11 boards in a game as a reserve and the first since Jaylin Williams had 11 rebounds versus Texas A&M on Feb. 12, 2022. For the season, Johnson is tied for fourth on the team averaging 3.6 boards per game.

Date	Player	Opponent	Rebounds
Nov. 14, 2018	Horace Spencer	Mississippi College	17
Nov. 29, 2017	Anfernee McLemore	Dayton	13
Dec. 22, 2015	Cinmeon Bowers	New Mexico	12
Feb. 27, 2016	Tyler Harris	Alabama	12
Nov. 26, 2020	Jaylin Williams	Saint Joesph's	11
March 5, 2016	Cinmeon Bowers	Mississippi State	11
Jan. 31, 2017	Anfernee McLemore	Tennessee	11
Feb. 12, 2022	Jaylin Williams	Texas A&M	11
Nov. 10, 2023	Chaney Johnson	Southeastern Louisiana	11

NOT NEW KIDS ON THE BLOCK

» Senior center Dylan Cardwell tied a career high with a game-high five blocks against LSU on Jan. 13 and Baylor on Nov. 7, the most blocks by an Auburn player this season next to Johni Broome's 10 at Alabama on Jan. 24. Cardwell previously set his career high against South Florida and George Mason in 2022. He is fourth in the SEC averaging 1.52 blocks per game.

» Auburn is the only SEC team with two of the Top 9 shot blockers in the league. The Tigers matched their season-high of 10 shots in the season opener versus Baylor at Alabama.

» Auburn had recorded five-plus blocked shots in 15 straight games before only registering two blocks at Florida Saturday. It is the Tigers' longest such streak since blocking at least five shots in 17 straight games during the 2021-22 season.

» Johni Broome has blocked a shot in 17 of the last 18 games including 10-straight games from Nov. 29-Jan. 9. That stretch also includes 14 multi-block games during that time. He is second in the SEC averaging 2.39 blocks per game this season.

ELITE IN THE SEC

» Auburn leads the SEC with a .723 winning percentage and 162 victories over the last six-plus seasons. The Tigers have also won the second-most SEC Championship titles (3) and second-most NCAA Tournament games (7) in that span behind Alabama's four titles and Arkansas' eight NCAA Tournament victories.

Team	2017-18	2018-19	2019-20	2020-21	2021-22	2022-23	2023-24	Total
Auburn	26-8	30-10	25-6	13-14	28-6	21-13	19-5	162-62
Tennessee	26-9	31-6	17-14	18-9	27-8	25-11	17-6	161-63
Kentucky	26-11	30-7	25-6	9-16	28-8	22-12	16-7	156-67
Arkansas	23-12	18-16	20-12	25-7	28-9	22-14	12-11	148-81
Alabama	20-16	18-16	16-15	26-7	19-14	31-6	17-7	147-81
Mississippi State	25-12	23-11	20-11	18-15	18-16	21-13	16-7	141-85
LSU	18-15	28-7	21-10	19-10	22-12	14-19	12-11	134-84
Florida	21-13	20-16	19-12	15-10	20-14	16-17	16-7	127-89
Texas A&M	22-13	14-18	16-14	8-10	27-13	25-10	15-8	127-86
Missouri	20-13	15-17	15-16	16-10	12-21	25-10	8-16	111-103
South Carolina	17-16	16-16	18-13	6-15	19-13	11-21	21-3	108-97
Ole Miss	12-20	20-13	15-17	16-12	13-19	12-21	18-5	106-108
Georgia	18-15	11-21	16-16	14-12	6-26	16-16	14-10	95-116
Vanderbilt	12-20	9-23	11-21	9-16	19-17	22-15	6-17	88-129

PEARL MOVING UP IN CAREER COACHING WINS AT AUBURN

» Auburn's win over UNC Asheville in Huntsville on Dec. 13 was Bruce Pearl's 900th career game overall and 180th victory at Auburn. After the Tigers beat LSU on Jan. 13, he moved into second on Auburn's all-time career coaching wins list ahead of former head coach Cliff Ellis, who went 186-125 from 1994-95 to 2003-04.

» Pearl is in his 10th season as Auburn's head coach with a 192-114 record on The Plains. In the team's season opener, he surpassed Sonny Smith, who led Auburn to a 173-154 mark in 11 seasons from 1978-89, for third all-time in program history. Joel Eaves leads the way with 213 wins from 1949-63.

COACH	SEASONS	YEARS	RECORD
1. Joel Eaves	14	1949-50 to 1962-63	213-100
2. Bruce Pearl	10	2014-15 to Present	192-114
3. Cliff Ellis	10	1994-95 to 2003-04	186-125
4. Sonny Smith	11	1978-79 to 1988-89	173-154
5. Bill Lynn	10	1963-64 to 1972-73	130-124

RETURNING PRODUCTION

» Auburn returns 58.1 percent of its minutes, 60.2 percent of its scoring and 61.3 percent of its rebounding from last season. The Tigers return five of their Top 7 scorers – three of the five players, who averaged 20 minutes per game, and three of five players, who recorded at least 100 rebounds last season.

AUBURN vs. THE TOP 25

» Auburn is 79-224 against AP Top 25 teams all-time including 20-28 under Bruce Pearl. The Tigers set a program record with six wins against ranked opponents during the 2018-19 season including five straight from the SEC Championship through their run to the Final Four. Additionally, Auburn is 112-33 as a ranked team in the Pearl Era (.771).

WELCOME TO AUBURN'S BLOCK PARTY

» Auburn is the only team that has finished in the top 25 in the country in blocked shots per game in each of the previous seven seasons. No other team has finished in the top 25 in blocks per game in more than five seasons over that stretch. The Tigers, which have blocked a nation's-best 1,434 shots (5.6 bpg) since the start of the 2016-17 season, are seventh nationally averaging 6.0 blocks per game this season.

» The Tigers are third in the country with a 10.2 block percentage, according to teamrankings.com.

» Auburn has three games this season with double-digit blocks, including a season-high 12 blocked shots against Alabama last Wednesday night, which is the Tigers' most blocks in an SEC game since they blocked 14 shots against LSU and Texas A&M during the 2021-22 season.

MOST SEASONS IN TOP 25 IN BLOCKS PER GAME OVER THE LAST SEVEN SEASONS

1. Auburn – 7

2T. Connecticut – 5
2T. Michigan State – 5
2T. Washington – 5
5T. Duke – 4
5T. Florida State – 4
5T. Kentucky – 4
5T. Marshall – 4
5T. Syracuse – 4
5T. USC – 4

MOST BLOCKS IN DIVISION I SINCE THE START OF 2016-17 SEASON

Team	Blocks
Auburn	1,434
Duke	1,382
Michigan State	1,286
UConn	1,279
Arkansas	1,271

Season	BPG	DI Rank
2023-24	6.0	No. 7
2022-23	5.1	No. 12
2021-22	8.0	No. 1
2020-21	6.0	No. 1
2019-20	4.9	No. 21
2018-19	4.8	No. 22
2017-18	5.3	No. 14
2016-17	5.1	No. 22

TIGERS ADD 3-POINT SHOOTERS

» After finishing 12th in the SEC shooting 31.4 percent from 3-point range last season, Auburn added three transfers who can shoot it from long range.

Player	Season	School	3FGM	3FGA	3FG%
Chad Baker-Mazara	2020-21	Duquesne	25	60	.417
	2021-22	San Diego State	22	56	.393
	2022-23	NW Florida State College	67	143	.469
		Totals	114	259	.440
Denver Jones	2020-21	Garden City CC	36	90	.400
	2021-22	FIU	49	142	.345
	2022-23	FIU	58	158	.367
		Totals	143	390	.367
Chaney Johnson	2020-21	UAH	11	28	.393
	2021-22	UAH	32	69	.464
	2022-23	UAH	24	83	.289
		Totals	67	180	.372
Combined Totals			324	829	.391

MR. DOUBLE-DOUBLE

» Junior big man Johni Broome recorded his ninth double-double of the season with 16 points and 11 rebounds versus Vanderbilt, which is tied for the most the SEC with Florida's Tyrese Samuel. It was his third double-double in SEC play after posting 15 points and 12 rebounds at Vanderbilt on Jan. 17 and 25 points and 14 rebounds at Alabama on Jan. 24.

» Broome has recorded 55 career double-doubles (19 of those at Auburn), which is fifth nationally among active NCAA Division I players. His total of nine double-doubles this season is one less than he had all of last season.

» Last Wednesday night, Broome finished with 24 points, seven rebounds, five blocks, two assists and two steals against Alabama. He has had three games of at least 16 points, seven rebounds and five blocks in the last five contests.

JOHNI BROOME'S CAREER DOUBLE-DOUBLES BY SEASON

2020-21: 13*

2021-22: 23*

2022-23: 10

2023-24: 9

*at Morehead State

ACTIVE NCAA DIVISION I CAREER DOUBLE-DOUBLE LEADERS

Player	School	Double-Doubles	Games Played
Armando Bacot	North Carolina	78	155
Norchad Omier	Miami (Fla.)	63	111
Enrique Freeman	Akron	62	120
Fardaws Aimaq	California	59	117
Johni Broome	Auburn	55	120
Zach Edey	Purdue	55	122

30-point games in the SEC this season

Date	Player	School	Points	Opponent
1/16	Wade Taylor IV	Texas A&M	41	Arkansas
1/16	Dalton Knecht	Tennessee	39	Florida
11/29	Dalton Knecht	Tennessee	37	North Carolina
1/20	Tamar Bates	Missouri	36	Florida
1/13	Dalton Knecht	Tennessee	36	Georgia
2/3	Rob Dillingham	Kentucky	35	Tennessee
1/27	RJ Melendez	Georgia	35	Florida
1/16	Tramon Mark	Arkansas	35	Texas A&M
12/9	Mark Sears	Alabama	35	Purdue
11/24	Wade Taylor IV	Texas A&M	35	Florida Atlantic
1/20	Jabri Abdur-Rahim	Georgia	34	Kentucky
11/24	Tramon Mark	Arkansas	34	North Carolina
12/16	Wade Taylor IV	Texas A&M	34	Houston
12/16	Jordan Wright	LSU	33	Texas
12/30	Keyon Menifield	Arkansas	32	UNCW
1/30	Dalton Knecht	Tennessee	31	South Carolina
1/13	Wade Taylor IV	Texas A&M	31	Kentucky
1/9	Mark Sears	Alabama	31	South Carolina
1/27	Wade Taylor IV	Texas A&M	30	Ole Miss
12/21	Antonio Reeves	Kentucky	30	Louisville
11/29	Johni Broome	Auburn	30	Virginia Tech

30-point/10-rebound/3-block games in NCAA Division I this season

Date	Player	School	Points/Rebounds/Blocks	Opponent
1/11	Saint Thomas	Northern Colorado	37/14/3	Montana
2/2	Greg Gordon	Iona	35/12/3	Fairfield
12/1	Zach Edey	Purdue	35/14/3	Northwestern
11/10	Isaiah Cozart	Eastern Kentucky	33/14/4	Wilberforce
1/24	Carlton Linguard	UTSA	31/10/3	Tulane
1/16	PJ Hall	Clemson	31/17/3	Georgia Tech
11/6	Quinten Post	Boston College	31/11/4	Fairfield
11/14	Great Osobor	Utah State	31/10/3	Southern Utah
11/29	Johni Broome	Auburn	30/13/3	Virginia Tech
12/9	Tymu Chenery	Binghamton	31/12/4	Le Moyne
12/19	Jalyn McCreary	Mercer	30/12/3	Queens (N.C.)
1/13	Zach Edey	Purdue	30/20/3	Penn State
1/20	Zach Edey	Purdue	30/18/4	Iowa

AUBURN CAREER RECORDS LIST

POINTS

21.	Stan Pietkiewicz (1974-78)	1,265
22.	Frank Tolbert (2004-08)	1,242
23.	Darrell Lockhart (1979-83)	1,236
24.	Wes Flanigan (1993-97)	1,228
25.	KT Harrell (2013-15)	1,196
--	Jaylin Williams (2019-Present)	1,194
--	K.D. Johnson (2021-Present)	889
--	Johni Broome (2022-Present)	850

Note: Players' stats during Auburn career only.

BLOCKS

1.	Kyle Davis (2000-04)	360
2.	Mamadou N'diaye (1996-2000)	241
3.	Anfernee McLemore (2016-20)	187
4.	Horace Spencer (2015-19)	170
5.	Walker Kessler (2021-22)	155
5T.	Korvotney Barber (2005-09)	155
7.	Charles Barkley (1981-84)	145
8.	Chris Morris (1984-88)	141
9.	Dylan Cardwell (2020-Present)	137
10.	Johni Broome (2022-Present)	135

STEALS

1T.	Quantez Robertson (2005-09)	210
1T.	DeWayne Reed (2006-10)	210
3.	Marquis Daniels 1999-2003	208
4.	Frankie Sullivan (2008-13)	190
5.	Chris Morris (1984-88)	189
6.	Bryant Smith (1995-99)	186
7.	Reggie Gallon (1989-93)	177
8.	Gerald White (1983-87)	164
10.	Frank Ford (1983-87)	156
--	K.D. Johnson (2021-Present)	131

Note: Figures not available prior to 1978-79 season.

DUNKS

1.	Aaron Swinson (1991-94)	175
--	Dylan Cardwell (2020-Present)	97
--	Jaylin Williams (2019-Present)	73



GAMES PLAYED

1.	Frankie Sullivan (2009-13)	134
2T.	Jaylin Williams (2019-Present)	131
2T.	Bryce Brown (2018-19)	131
3.	Anfernee McLemore (2016-20)	130
4T.	Scott Pohlman (1997-01)	129
4T.	Frank Ford (1983-87)	129
7T.	Doc Robinson (1996-00)	128
7T.	Mamadou N'diaye (1996-00)	128
7T.	Chris Morris (1984-88)	128
10.	Daymeon Fishback (1996-00)	127
--	Dylan Cardwell (2020-Present)	117
--	Chris Moore (2020-Present)	105

PLAYER NOTES

0

K.D. JOHNSON

	GP-GS	PPG	RPG	FG%	FT%
2023-24	24-1	7.5	1.8	.386	.766
Career	107-32	10.3	2.3	.391	.697

Sr. | G | 6-0 | 190 | Atlanta, Ga. | Georgia

• Averaging 7.5 ppg off the bench. • Leads the team in steals this season (31) including one of his best defensive games of the season vs. Alabama (7 pts, 3 steals, one block and +25 on the court) • Known for his "Many Faces of K.D."

Career Highs

Pts	27
Reb	8
Stl	7
Stl	5 (2x)
Min	37

1

ADEN HOLLOWAY

	GP-GS	PPG	RPG	FG%	FT%
2023-24	24-17	8.4	1.5	.307	.761
Career	24-17	8.4	1.5	.307	.761

Fr. | G | 6-1 | 178 | Charlotte, N.C. | Prolific Prep

• Boasts a team-leading 3.18 assist-to-turnover ratio (70-22).
• Eight double-digit games this season including two in SEC play.
• Auburn's sixth-ever McDonald's High School All-American.

Career Highs

Pts	24
Reb	5
Stl	6 (3x)
Stl	3
Min	26 (2x)

2

JAYLIN WILLIAMS

	GP-GS	PPG	RPG	FG%	FT%
2023-24	24-17	8.4	1.5	.307	.761
Career	131-84	9.1	3.9	.508	.764

Gr. | F | 6-8 | 245 | Nahunta, Ga. | Brantley County HS

• 2 points away from moving into the Top 25 of Auburn's career scoring list.
• Career-high 26 pts (windmill dunk) against Alabama (2/7)
• Winningest player in program history (106 career wins & counting).

Career Highs

Pts	26
Reb	11 (3x)
Stl	8
Stl	4
Min	37

3

TRE DONALDSON

	GP-GS	PPG	RPG	FG%	FT%
2023-24	24-8	7.3	2.7	.500	.889
Career	56-8	4.6	2.0	.460	.745

So. | G | 6-3 | 210 | Tallahassee, Fla. | Florida St. Univ. School

• Leads the team averaging 3.5 assists per game, including 4.3 apg in last 4 g
• 14 points, 6 rebounds and 4 assists vs. Alabama
• Started last five games at PG (7.2 ppg, 3.8 apg, 3.2 rpg)

Career Highs

Pts	15
Reb	7 (3x)
Stl	7
Stl	4
Min	29

4

JOHNI BROOME

	GP-GS	PPG	RPG	FG%	FT%
2023-24	24-23	16.0	8.6	.555	.608
Career	121-117	15.2	9.2	.551	.606

Jr. | F/C | 6-10 | 240 | Plant City, Fla. | Morehead State

• Preseason All-SEC First Team selection & John R. Wooden and Naismith POTY Award & COTY Candidate. • On 15-game double-digit scoring streak (24 pts/7 reb/5 blk vs. Alabama). • SEC POTW and USBWA National POTW.

Career Highs

Pts	32
Reb	18 (2x)
Stl	7
Stl	4
Min	37

5

CHRIS MOORE

	GP-GS	PPG	RPG	FG%	FT%
2023-24	24-24	2.3	1.6	.380	.789
Career	105-40	2.6	1.8	.471	.693

Sr. | F | 6-6 | 220 | West Memphis, Ark. | West Memphis HS

• One of 2 players to play and start in all 24 games of season next to Jaylin Williams. • Did the little things vs. Alabama including 5 reb, 3 assists & 3 steals.
• Major vocal presence on the team in the locker room and on the floor.

Career Highs

Pts	16
Reb	7
Stl	5
Stl	3 (3x)
Min	25 (2x)

10

CHAD BAKER-MAZARA

	GP-GS	PPG	RPG	FG%	FT%
2023-24	24-0	9.4	3.6	.429	.861
Career	70-13	8.1	2.7	.428	.863

Jr. | G/F | 6-7 | 180 | Santo Domingo, DR | NW Florida State College

• Tallied 13 points going 8-of-11 from FT line in the win over No. 16 Alabama.
• One of the Top 100 JUCO transfers in the country (No. 13).
• Third on the team in scoring (9.4 ppg) and fourth in rebounding (3.6 rpg).

Career Highs

Pts	23
Reb	9
Stl	6
Stl	5
Min	34

12

DENVER JONES

	GP-GS	PPG	RPG	FG%	FT%
2023-24	24-22	7.8	1.9	.400	.900
Career	83-57	13.7	3.2	.433	.873

Jr. | G | 6-4 | 205 | New Market, Ala. | FIU

• Scored in double figures in 3 of last 4 games including 19 pts vs. Vandy.
• Ranked No. 25 nationally last season averaging 20.1 points per game at FIU.
• 2023 All-Conference USA First Team. • Rated No. 26 transfer in the country.

Career Highs

Pts	30
Reb	13
Stl	6 (3x)
Stl	4 (6x)
Min	47

20

CARTER SOBERA

	GP-GS	PPG	RPG	FG%	FT%
2023-24	11-0	0.0	0.3	.000	.000
Career	18-0	0.2	0.4	.333	.333

Sr. | G | 6-5 | 210 | Birmingham, Ala. | Mountain Brook HS

• Awarded scholarship spot after the team's win over LSU on Jan. 13.
• Two-Time SEC Academic Honor Roll and NABC Honors Court student.
• Former walk-on who played HS basketball with teammate Lior Berman.

Career Highs

Pts	3
Reb	2
Stl	1
Stl	1
Min	2 (3x)

23

ADDARIN SCOTT

	GP-GS	PPG	RPG	FG%	FT%
2023-24	12-0	0.5	0.4	1.000	1.000
Career	12-0	0.5	0.4	1.000	1.000

Jr. | F | 6-9 | 207 | Dallas, Texas | Navarro College

• Goes by the nickname, AD. • One of the Top 100 JUCO transfers in the country (No. 54). • Has played in 12 games this season as a reserve.
• Made his first career NCAA Division I dunk versus Vanderbilt on Jan. 31.

Career Highs

Pts	2 (3x)
Reb	2 (2x)
Stl	1
Stl	1
Min	2 (3x)

24

LIOR BERMAN

	GP-GS	PPG	RPG	FG%	FT%
2023-24	23-0	1.4	1.1	.333	.667
Career	81-0	1.7	0.9	.380	.636

Gr. | G | 6-4 | 210 | Birmingham, Ala. | Mountain Brook HS

• Played the last four years and worked his way up from walk-on to consistently being in the rotation. • Has come off bench in 23 games this year.
• Graduated summa cum laude w/ a bachelor's degree in industrial design.

Career Highs

Pts	8 (4x)
Reb	4 (2x)
Stl	1 (12x)
Stl	1 (13x)
Min	19

31

CHANEY JOHNSON

	GP-GS	PPG	RPG	FG%	FT%
2023-24	24-0	3.9	3.6	.475	.722
Career	111-66	11.6	4.9	.535	.741

Jr. | F | 6-7 | 220 | Alabaster, Ala. | Alabama-Huntsville

• Has played in all 24 games of the season avg. 14.5 minutes off the bench.
• One of the top NCAA Division II players in the country. • Named Gulf South Conference POTY in 2022-23. • One of the most athletic players on team.

Career Highs

Pts	35
Reb	12 (2x)
Stl	6
Stl	4
Min	38

44

DYLAN CARDWELL

	GP-GS	PPG	RPG	FG%	FT%
2023-24	24-1	5.0	4.0	.686	.649
Career	117-2	3.8	3.6	.708	.526

Sr. | C | 6-11 | 255 | Augusta, Ga. | McEachern HS

• Graduated magna cum laude from AU's Harbert College of Business.
• Tied for 4th in the league in blocked shots per game (1.5) with 35 this season.
• Interned this summer with Athletes for Israel and was the team host for Kansas State and Arizona on both teams' foreign tour to Israel and UAE.
• With teammate Johni Broome, one of the most formidable front-court duos in the SEC and in the country – a complete unit.

Career Highs

Pts	12 (2x)
Reb	10
Stl	4
Stl	4
Min	29

TV/RADIO ROSTER CHART



K.D. JOHNSON
G • 6-0 • 190 • Sr.
Atlanta, Ga.



ADEN HOLLOWAY
G • 6-1 • 178 • Fr.
Charlotte, N.C.



JAYLIN WILLIAMS
F • 6-8 • 245 • Gr.
Nahunta, Ga.



TRE DONALDSON
G • 6-3 • 200 • So.
Tallahassee, Fla.



JOHNI BROOME
F/C • 6-10 • 240 • Jr.
Plant City, Fla.




CHRIS MOORE
F • 6-6 • 220 • Sr.
West Memphis, Ark.



CHAD BAKER-MAZARA
G/F • 6-7 • 180 • Jr.
Santo Domingo, D.R.



DENVER JONES
G • 6-4 • 205 • Jr.
New Market, Ala.



CJ WILLIAMS
G • 6-2 • 175 • So.
Fayetteville, Ark.



PRESLEY PATTERSON
G • 5-11 • 180 • So.
Knoxville, Tenn.



CARTER SOBERA
G • 6-5 • 210 • Sr.
Birmingham, Ala.




BLAKE MUSCHALEK
G • 6-3 • 178 • Fr.
Dallas, Texas



REED TRAPP
G • 6-6 • 188 • So.
Muscle Shoals, Ala.



ADDARIN SCOTT
F • 6-9 • 207 • Jr.
Dallas, Texas



LIOR BERMAN
G • 6-4 • 210 • Gr.
Birmingham, Ala.



CHANEY JOHNSON
F • 6-7 • 220 • Jr.
Alabaster, Ala.



LUCAS CLANTON
G • 6-1 • 175 • Fr.
Shelbyville, Tenn.



HASTON ALEXANDER
C • 6-10 • 255 • So.
Tuscumbia, Ala.



DYLAN CARDWELL
C • 6-11 • 255 • Sr.
Augusta, Ga.



JALEN HARPER
G • 6-2 • 165 • Gr.
Mableton, Ga.

No.	Name	Pos.	Ht.	Wt.	Cl.	Hometown (Last School)
0	K.D. Johnson	G	6-0	190	Sr.	Atlanta, Ga. (Georgia)
1	Aden Holloway	G	6-1	178	Fr.	Charlotte, N.C. (Prolific Prep)
2	Jaylin Williams	F	6-8	245	Gr.	Nahunta, Ga. (Brantley County HS)
3	Tre Donaldson	G	6-3	200	So.	Tallahassee, Fla. (Florida State Univ. School)
4	Johni Broome	F	6-10	240	Jr.	Plant City, Fla. (Morehead State)
5	Chris Moore	F	6-6	220	Sr.	West Memphis, Ark. (West Memphis HS)
10	Chad Baker-Mazara	G/F	6-7	180	Jr.	Santo Domingo, Dominican Republic (NW Florida State)
12	Denver Jones	G	6-4	205	Jr.	New Market, Ala. (FIU)
13	CJ Williams	G	6-2	175	So.	Fayetteville, Ark. (Fayetteville HS)
14	Presley Patterson	G	5-11	180	So.	Knoxville, Tenn. (Knoxville Catholic HS)
20	Carter Sobera	G	6-5	210	Sr.	Birmingham, Ala. (Mountain Brook HS)
21	Blake Muschalek	G	6-3	178	Fr.	Dallas, Texas (Trinity Christian Academy)
22	Reed Trapp	G	6-6	188	So.	Muscle Shoals, Ala. (Birmingham-Southern College)
23	Addarin Scott	F	6-9	207	Jr.	Dallas, Texas (Navarro College)
24	Lior Berman	G	6-4	210	Gr.	Birmingham, Ala. (Mountain Brook HS)
31	Chaney Johnson	F	6-7	220	Jr.	Alabaster, Ala. (UAH)
33	Lucas Clanton	G	6-1	175	Fr.	Shelbyville, Tenn. (Cascade HS)
42	Haston Alexander	C	6-10	255	So.	Tuscumbia, Ala. (Covenant Christian School)
44	Dylan Cardwell	C	6-11	255	Sr.	Augusta, Ga. (McEachern HS)
55	Jalen Harper	G	6-2	165	Gr.	Mableton, Ga. (Shelton State CC)

Head Coach: Bruce Pearl (Boston College '82) – 10th Season

Associate Head Coach: Steven Pearl (Tennessee '10) – 10th Season

Assistant Coach: Ira Bowman (Penn '96) – Sixth Season

Assistant Coach: Corey Williams (Oklahoma State '02) – First Season

Assistant Coach: Chad Prewett (Troy State '94) – 10th Season

Assistant Coach/Offensive Coordinator: Mike Burgomaster (Miami '16) – Eighth Season

Director of Player Development: Marquis Daniels (Auburn '03) – Sixth Season

Director of Scouting and Recruiting: Ian Borders (Louisville '07) – Sixth Season

Director of Sports Performance: Damon Davis (Western Illinois '03) – 15th Season

Senior Athletic Trainer: Clark Pearson (Kentucky '96) – 15th Season

Executive Assistant to the Head Coach: Bridget Graba – 13th Season

Director of Operations: Maddux Jeffreys (Auburn '20) – Second Season

Director of Creative Content: Steven Leonard (Indiana '17) – Second Season

Chaplain: Jeremy Napier (West Virginia State '07) – Second Season

Graduate Assistant: Geoff Gray (Emerson College '19) – Second Season

Graduate Assistant: Bryant Smith – Second Season

PRONUNCIATION GUIDE

HASTON Alexander	HAY-stun
Chad Baker-MAZARA	MUH-ZARR-UH (like car)
LIOR Berman	LEE-oar
JOHNI Broome	JUH-nye (like dye)
ADEN Holloway	AY-den
Blake MUSCHALEK	MOO-SHUH-lek
ADDARIN Scott	UH-Dare-IN
JAYLIN Williams	JAY-lyn

WEEKLY SCHEDULE

SUNDAY February 11	MONDAY February 12	TUESDAY February 13	WEDNESDAY February 14	THURSDAY February 15	FRIDAY February 16	SATURDAY February 17
OFF	Practice at 2:30 p.m. (main floor)	BP Weekly Press Conference at 2:30 p.m. Practice at 3:30 p.m. (main)	Game Day vs. South Carolina 7:30 p.m. CT (Neville Arena)	Practice at 3:30 p.m. (practice gym)	BP Weekly Press Conference at 1:30 p.m. Practice at 2:30 p.m. (main)	Game Day vs. Kentucky 5 p.m. CT (Neville Arena)

HEAD COACH BRUCE PEARL



Auburn Head Coach Bruce Pearl is in his 10th season on The Plains.

He has guided the Tigers to 192 wins in 10 seasons, the program's first-ever No. 1 ranking in both national polls and a memorable run to the NCAA Final Four in 2019.

The three-time SEC Coach of the Year's accomplishments also include two Southeastern Conference regular-

season championships, one SEC Tournament championship and four NCAA Tournament berths with the Tigers.

Pearl currently ranks No. 13 among active NCAA Division I coaches in career wins (654) and No. 8 all-time among winningest SEC coaches with 337 career victories at Auburn and Tennessee combined.

During the 2022-23 season, the Tigers continued to make history finishing the season with a 21-13 overall record – the 11th-most wins in program history. Auburn has now turned in 20-win seasons in five of the last six years and is the second-winningest program in the SEC in that span.

Auburn was ranked a program-best 32-consecutive weeks in The Associated Press Top 25 Poll and as high as No. 11 in the country during the season. It was one of 10 schools to be ranked in the AP Top 25 throughout the 2022 calendar year.

For the third-consecutive school year, the Tigers achieved a team GPA of 3.0 or higher and received the NABC Academic Excellence Award under Pearl.

Six Tigers have been drafted into the NBA and developed by Pearl and his coaching staff including All-Americans Jabari Smith (No. 3 overall in 2022) and Walker Kessler selected (No. 22 overall in 2022). Both are currently playing in the league along with Chuma Okeke (No. 16 overall in 2019), Isaac Okoro (No. 5 overall in 2020), JT Thor (No. 37 overall in 2021) and Sharife Cooper (No. 48 overall in 2021).

Pearl's teams have been just as successful off the court as Auburn has had 39 graduates since 2014 – the most in the SEC.

In 29 seasons as a head coach, he has guided his teams to the NCAA Tournament 21 times and a 654-261 (.715) winning record.

Pearl is the only head coach (football or men's basketball) in SEC history to lead two programs to a No. 1 national ranking (Auburn in 2022 and UT in 2008). Additionally, he is just one of three head coaches to take four programs (three at the Division I level) to the Sweet 16, joining Lon Kruger and Eddie Sutton.

Through the Bruce Pearl Family Foundation, he and his wife, Brandy, remain committed to giving back to those in Alabama, providing support to children and families facing challenging and life-altering illnesses through Children's Harbor.

In 2015-16, Pearl started AUTLIVE at Auburn to benefit patients in the state of Alabama in the fight against cancer. AUTLIVE also raises the awareness of cancer prevention and detection.

A native of Boston, Mass., Pearl graduated cum laude from Boston College in 1982 with a bachelor's degree in business administration. He is the proud father of four children, Jacqui, Steven, Leah and Michael, and enjoys spending time with his grandchildren.

CAREER HONORS

- Three-Time SEC Coach of the Year (2006, 2008 and 2022)
- Three-Time Horizon League Coach of the Year (2002, 2003 and 2005)
- Two-Time GLVC Coach of the Year (1993 and 1994)
- 2019 NCAA Final Four appearance
- 2009 Maccabi Games Gold Medalist (Team USA)
- 2008 Adolph Rupp Cup Award recipient
- 2006 Sporting News Coach of the Year
- 1995 NABC Division II Coach of the Year
- 1995 NCAA Division II National Championship

HEAD COACHING RECORD

Year	School	Record	Postseason
1992-93	Southern Indiana	22-7	NCAA Region 3rd Place
1993-94	Southern Indiana	28-4	NCAA Runner-Up
1994-95	Southern Indiana	29-4	NCAA Champions
1995-96	Southern Indiana	25-4	NCAA Sweet 16
1996-97	Southern Indiana	23-5	NCAA First Round
1997-98	Southern Indiana	27-6	NCAA Sweet 16
1998-99	Southern Indiana	26-6	NCAA Sweet 16
1999-00	Southern Indiana	25-6	NCAA Sweet 16
2000-01	Southern Indiana	26-4	NCAA First Round
Total		231-46	
2001-02	Milwaukee	16-13	-
2002-03	Milwaukee	24-8	NCAA First Round
2003-04	Milwaukee	20-11	NIT First Round
2004-05	Milwaukee	26-6	NCAA Sweet 16
Total		86-38	
2005-06	Tennessee	22-8	NCAA Second Round
2006-07	Tennessee	24-11	NCAA Sweet 16
2007-08	Tennessee	31-5	NCAA Sweet 16
2008-09	Tennessee	21-13	NCAA First Round
2009-10	Tennessee	28-9	NCAA Elite Eight
2010-11	Tennessee	19-15	-
Total		145-61	
2014-15	Auburn	15-20	-
2015-16	Auburn	11-20	-
2016-17	Auburn	6-14 #	-
2017-18	Auburn	26-8	NCAA Second Round
2018-19	Auburn	30-10	NCAA Final Four
2019-20	Auburn	25-6	(Canceled)
2020-21	Auburn	13-14	
2021-22	Auburn	26-6 %	NCAA Second Round
2022-23	Auburn	21-13	NCAA Second Round
2023-24	Auburn	19-5	
Total		192-116	
Career		654-261 (.715)	

Denotes vacated games by the NCAA during the 2016-17 season

% Two wins credited to assistant coaches/then-acting head coaches Wes Flanigan and Steven Pearl during the 2021-22 season

TOP PERFORMANCES UNDER PEARL AT AUBURN

MOST POINTS TEAM

- 119, vs. Northwestern State (Nov. 27, 2015)
- 119, vs. Winthrop (Nov. 24, 2017)
- 117, vs. Coastal Carolina (Dec. 15, 2016)
- 116, vs. CSUN (Nov. 15, 2019)
- 109, vs. UConn (Nov. 24, 2021)
- 109, at South Carolina (Jan. 23, 2021)

MOST POINTS INDIVIDUAL

- 34, Bryce Brown vs. Dayton (Dec. 8, 2018)
- 33, Samir Doughty vs. CSUN (Nov. 15, 2019)
- 32, Samir Doughty at Tennessee (Mar. 7, 2020)
- 31, Jabari Smith vs. Vanderbilt (Feb. 16, 2022)
- 31, Bryce Brown vs. Norfolk State (Nov. 10, 2017)
- 31, Mustapha Heron vs. Winthrop (Nov. 24, 2017)
- 31, Jared Harper at UAB (Dec. 15, 2018)
- 30, Johni Broome vs. Virginia Tech (Nov. 29, 2023)**

MOST REBOUNDS TEAM

- 66, vs. Mississippi College (Nov. 14, 2018)
- 60, at Arkansas [OT] (Feb. 8, 2022)
- 60, vs. Alabama (Feb. 12, 2020)
- 56, vs. Saint Joseph's (Nov. 26, 2020)
- 53, vs. Winthrop (Nov. 15, 2022)

MOST REBOUNDS INDIVIDUAL

- 19, Walker Kessler at Arkansas [OT] (Feb. 8, 2022)
- 19, Cinmeon Bowers at Middle Tennessee (Dec. 12, 2015)
- 18, Johni Broome vs. Georgia (Feb. 1, 2023)
- 18, Cinmeon Bowers vs. Alabama (Jan. 19, 2016)
- 18, Cinmeon Bowers vs. Ole Miss (Feb. 20, 2016)
- 17, Cinmeon Bowers vs. Milwaukee (Nov. 14, 2014)
- 17, Cinmeon Bowers vs. Winthrop (Dec. 17, 2014)
- 17, Cinmeon Bowers vs. Mississippi State (Jan. 21, 2015)
- 17, Horace Spencer vs. Mississippi College (Nov. 14, 2018)
- 17, Austin Wiley vs. Alabama (Feb. 12, 2020)

MOST 3-POINTERS TEAM

- 22, vs. South Alabama (Dec. 4, 2020)
- 21, vs. Coastal Carolina (Dec. 15, 2016)
- 18, vs. South Alabama (Nov. 6, 2018)
- 18, vs. LSU (Feb. 8, 2020)
- 17, vs. Northwestern State (Nov. 27, 2015)
- 17, vs. Vanderbilt (Feb. 3, 2018)
- 17, vs. Arkansas (Feb. 20, 2019)
- 17, vs. North Carolina (Mar. 29, 2019)
- 17, vs. CSUN (Nov. 15, 2019)

MOST 3-POINTERS INDIVIDUAL

- 9, Bryce Brown at Arkansas (Feb. 17, 2016)
- 8, Kareem Canty at Middle Tennessee (Dec. 12, 2015)
- 8, Bryce Brown vs. South Carolina (Mar. 3, 2018)
- 8, Samir Doughty at Tennessee (Mar. 7, 2020)
- 7, Jabari Smith vs. Vanderbilt (Feb. 16, 2022)
- 7, KT Harrell vs. Coastal Carolina (Dec. 5, 2014)
- 7, Bryce Brown at Ole Miss (Jan. 9, 2019)
- 7, Bryce Brown vs. Kansas (Mar. 23, 2019)
- 7, Justin Powell vs. South Alabama (Dec. 4, 2020)

MOST FT MADE TEAM

- 40, vs. Alabama (Feb. 7, 2024)**
- 36, vs. Missouri (Jan. 26, 2021)
- 33, vs. UConn (Nov. 24, 2021)
- 33, vs. Kentucky (Feb. 1, 2020)
- 31, vs. Arkansas (Feb. 10, 2015)
- 31, at Arkansas - Feb. 27, 2018)

MOST FT MADE INDIVIDUAL

- 18, Sharife Cooper vs. Missouri (Jan. 26, 2021)
- 15, KT Harrell vs. Georgia (Mar. 3, 2015)
- 15, Jared Harper at UAB (Dec. 15, 2018)
- 14, Jared Harper vs. Ole Miss (Jan. 7, 2017)
- 14, Samir Doughty vs. Kentucky (Feb. 1, 2020)
- 12, Jabari Smith vs. UConn (Nov. 24, 2001)
- 12, Desean Murray vs. Ole Miss (Jan. 9, 2018)
- 12, Jared Harper vs. South Carolina (Mar. 15, 2019)

MOST FT ATTEMPTED TEAM

- 50, vs. Alabama (Feb. 7, 2024)**
- 46, at Missouri (Feb. 15, 2020)
- 44, vs. Kentucky (Feb. 1, 2020)
- 44, vs. Missouri (Jan. 26, 2021)
- 43, vs. Saint Joseph's (Nov. 26, 2020)

MOST FT ATTEMPTED INDIVIDUAL

- 21, Sharife Cooper vs. Missouri (Jan. 26, 2021)
- 18, Cinmeon Bowers vs. Missouri (Jan. 10, 2015)
- 18, KT Harrell vs. LSU (Mar. 13, 2015)
- 18, Austin Wiley vs. Alabama (Jan. 21, 2017)
- 17, Jared Harper vs. Ole Miss (Jan. 7, 2017)
- 16, Johni Broome vs. Houston (March 18, 2023)
- 16, K.D. Johnson vs. UConn (Nov. 24, 2021)
- 16, Cinmeon Bowers vs. LSU (Feb. 2, 2016)
- 16, Jared Harper at UAB (Dec. 15, 2018)

MOST ASSISTS TEAM

- 27, vs. CSUN (Nov. 15, 2019)
- 26, vs. Nebraska (Dec. 11, 2021)
- 25, at Ole Miss (Feb. 3, 2024)**
- 25, vs. Indiana (Dec. 9, 2023)**
- 25, vs. Saint Peter's (Nov. 28, 2018)
- 24, vs. South Alabama (Nov. 6, 2018)
- 24, vs. South Alabama (Dec. 4, 2020)

MOST ASSISTS INDIVIDUAL

- 16, J'Von McCormick vs. CSUN (Nov. 15, 2019)
- 14, Jared Harper vs. Vanderbilt (Feb. 3, 2018)
- 13, Jared Harper vs. South Alabama (Nov. 6, 2018)
- 13, Jared Harper vs. North Carolina (Mar. 29, 2019)
- 12, Wendell Green Jr. at South Carolina (Jan. 21, 2023)

MOST STEALS TEAM

- 20, vs. North Florida (Dec. 29, 2018)
- 18, vs. Tennessee (Feb. 22, 2020)
- 16, vs. Nebraska (Dec. 11, 2021)
- 16, vs. Saint Peter's (Nov. 28, 2018)
- 15 vs. LSU (Jan. 13, 2024)**

MOST STEALS INDIVIDUAL

- 5, Chad Baker-Mazara vs. LSU (Jan. 13, 2024)**
- 5, Wendell Green Jr. at Mississippi State (March 2, 2022)
- 5, Walker Kessler vs. Nebraska (Dec. 11, 2021)
- 5, Zep Jasper vs. Nebraska (Dec. 11, 2021)
- 5, K.D. Johnson vs. Syracuse (Nov. 26, 2021)
- 5, K.D. Johnson vs. UConn (Nov. 24, 2021)
- 5, K.C. Ross-Miller vs. Oregon State (Nov. 26, 2014)
- 5, K.C. Ross-Miller vs. Middle Tennessee (Dec. 29, 2014)
- 5, Antoine Mason at LSU (Feb. 5, 2015)
- 5, Malik Dunbar vs. UNC Asheville (Dec. 4, 2018)
- 5, Chuma Okeke vs. Murray State (Dec. 22, 2018)
- 5, Chuma Okeke vs. North Florida (Dec. 29, 2018)
- 5, J'Von McCormick vs. Tennessee (Feb. 22, 2020)

MOST BLOCKS TEAM

- 14, vs. Texas A&M (Feb. 12, 2022)
- 14, vs. Yale (Dec. 4, 2021)
- 14, vs. LSU (Dec. 29, 2021)
- 14, at Georgia (Jan. 13, 2021)
- 14, vs. Missouri (Jan. 26, 2021)

MOST BLOCKS INDIVIDUAL

- 12, Walker Kessler vs. Texas A&M (Feb. 12, 2022)
- 11, Walker Kessler vs. LSU (Dec. 29, 2021)
- 9, Walker Kessler vs. Jacksonville State (Mar. 18, 2022)
- 8, Johni Broome vs. Saint Louis (Nov. 27, 2022)
- 8, Walker Kessler vs. Ole Miss (Feb. 23, 2022)
- 8, Walker Kessler vs. Alabama (Feb. 1, 2022)

Associated Press Poll			
RK	Team	Record	Pts
1	UConn (45)	22-2	1509
2	Purdue (16)	22-2	1480
3	Houston	21-3	1386
4	Marquette	18-5	1273
5	Arizona	19-5	1241
6	Kansas	19-5	1227
7	North Carolina	19-5	1216
8	Tennessee	17-6	1033
9	Duke	18-5	1025
10	Iowa State	18-5	969
11	South Carolina	21-3	921
12	Baylor	17-6	811
13	Auburn	19-5	799
14	Illinois	17-6	728
15	Alabama	17-7	618
16	Dayton	19-4	425
17	Creighton	17-7	410
18	Saint Mary's	20-6	296
19	BYU	17-6	294
20	Wisconsin	16-8	249
21	Virginia	19-5	218
22	Kentucky	16-7	217
23	Indiana State	22-3	209
24	Florida Atlantic	19-5	206
25	Oklahoma	18-6	178
Others receiving votes: Utah State 160, Colorado State 145, Texas Tech 111, San Diego State 84, Washington State 82, Nevada 57, Clemson 57, Gonzaga 50, New Mexico 27, Florida 19, Michigan State 17, Texas A&M 16, Grand Canyon 13, Ole Miss 12, TCU 10, Texas 9, Memphis 8, South Florida 7, Northwestern 2, UNC Wilmington 1			
Coaches Poll			
RK	Team	Record	Pts
1	UConn (24)	22-2	792
2	Purdue (8)	22-2	776
3	Houston	21-3	722
4	Marquette	18-5	647
5	North Carolina	19-5	643
6	Arizona	19-5	642
7	Kansas	19-5	635
8	Duke	18-5	529
9	Tennessee	17-6	524
10	Iowa State	18-5	510
11	South Carolina	21-3	475
12	Auburn	19-5	421
13	Baylor	17-6	402
14	Illinois	17-6	356
15	Alabama	17-7	337
16	Creighton	17-7	242
17	BYU	17-6	202
18	Dayton	19-4	195
19	Saint Mary's	20-6	185
20	Kentucky	16-7	136
21	Wisconsin	16-8	117
22	Oklahoma	18-6	117
23	Virginia	19-5	109
24	Indiana State	22-3	106
25	Colorado State	19-5	96
Others receiving votes: Utah State 94, Texas Tech 89, Florida Atlantic 63, Clemson 38, Gonzaga 35, San Diego State 34, Nevada 27, TCU 20, Washington State 18, Grand Canyon 13, Texas A&M 9, New Mexico 8, Florida 8, Northwestern 6, South Florida 5, VCU 4, Wake Forest 4, Michigan State 4, James Madison 3, Appalachian State 1, Richmond 1			

LAST TIME TEAM

Defeated a ranked team at home _____ vs. #16 Alabama (2/7/24)

Defeated a ranked team on the road _____ at #24 Alabama (1/11/22)

Defeated a ranked team at a neutral site _____ vs. #7 Kentucky (3/31/19)

Defeated a top-10 team at home _____ vs. #5 Tennessee (3/9/19)

Defeated a top-10 team on the road _____ at #8 Arkansas (1/23/93)

Defeated a top-10 team at a neutral site _____ vs. #7 Kentucky (3/31/19)

Won in overtime _____ at Mississippi State, 81-68 (OT) (3/2/22)

Lost in overtime _____ at #2 Alabama, 90-85 (OT) (3/1/23)

Won in double overtime _____ at Ole Miss, 83-82 (2OT) (1/28/20)

Lost in double overtime _____ vs. #22 UConn, 115-109 (2OT) (11/24/21)

Played back-to-back overtime games _____ at Arkansas, W 79-76 (OT) (2/5/20)

_____ vs. LSU, W 91-90 (OT) (2/8/20)

_____ vs. Alabama, W 95-91 (OT) (2/12/20)

Played in three-straight overtime games _____ at Arkansas, W 79-76 (OT) (2/5/20)

_____ vs. LSU, W 91-90 (OT) (2/8/20)

_____ vs. Alabama, W 95-91 (OT) (2/12/20)

Played at least three overtimes _____ vs. Georgia (SECT) (4OT) (3/1/79)

Shot 70% for a half _____ 73.3% (22-30) at Ole Miss (2nd) (2/3/24)

Shot 70% for a half (SEC) _____ 73.3% (22-30) at Ole Miss (2nd) (2/3/24)

Shot 60% for a game _____ 61.8% (42-68) vs. Winthrop (11/24/17)

Shot 60% for a game (SEC) _____ 61.1% (33-54) at Arkansas (2/17/16)

Shot less than 30% for game _____ 23.6% (13-55) at Tennessee (2/4/23)

Shot 100% from the FT line _____ 100% (6-6) vs. Long Beach State (12/23/11)

Shot 60% from 3-point line _____ 60.0% (12-20) at #2 Alabama (3/1/23)

Shot less than 30% in half _____ 28.6% (8-28) vs. #16 Alabama (2/7/24)

Shot less than 20% in half _____ 16.7% (4-24) vs. #2 Houston (2nd) (3/18/23)

Shot less than 10% in a half _____ 8.3% (2-24) vs. LSU (1st) (1/8/11)

Attempted 50 free throws _____ 50 vs. #16 Alabama (2/7/24)

Attempted 40 free throws _____ 41 vs. #22 UConn (11/24/21)

Attempted 30 free throws in half _____ 30 vs. #12 Missouri (2nd) (1/26/21)

Made 40 free throws _____ 40 vs. #16 Alabama (2/7/24) *new school record*

Made 30 free throws _____ 33 vs. #22 UConn (11/24/21)

Made 30 free throws (SEC) _____ 40 vs. #16 Alabama (2/7/24) *new school record*

Made at least 10 3-point field goals _____ 12 at Ole Miss (2/3/24)

Made at least 15 3-point field goals _____ 15 vs. Arkansas (12/30/20)

Failed to make 3-point field goal _____ vs. Kentucky (0-15) (1/19/13)

Had at least 60 rebounds _____ 60 at Arkansas [OT] (2/8/22)

Had at least 50 rebounds _____ 53 vs. Winthrop (11/15/22)

Had less than 20 rebounds _____ 19 vs. Arkansas (3/9/23)

Had at least 25 assists _____ 25 at Ole Miss (2/3/24)

Had at least 20 assists _____ 21 vs. Vanderbilt (1/31/24)

Had at least 15 steals _____ 15 vs. LSU (1/13/24)

Had at least 10 blocks _____ 12 vs. #16 Alabama (2/7/24)

Had at least 15 blocks _____ 17 vs. Nicholls State (11/25/11)

Failed to make a blocked shot _____ 0 at #2 Alabama (3/1/23)

Had at least 25 lead changes _____ 27 at Arkansas (1/16/13)

Scored 50 points in a half _____ 55 vs. #16 Alabama (1st) (2/7/24)

Scored 50 points in a half (SEC) _____ 56 at Ole Miss (2nd) (2/3/24)

Scored 60 points in a half _____ 66 vs. CSUN (1st) (11/15/19)

Scored 60 points in a half (SEC) _____ 64 at Tennessee (2nd) (2/15/06)

Scored 70 points in a half _____ 72 vs. Northwestern State (2nd) (11/27/15)

Scored 100 points _____ 101 vs. Chattanooga (12/30/23)

Scored 100 points (SEC) _____ 100 vs. Alabama (2/1/22)

Scored under 20 points in 1st half _____ 19 at Tennessee (2/4/23), _____ vs. Northwestern (11/23/22), vs. Clemson (3/18/18)

Scored under 20 points in 2nd half _____ 14 vs. Tulsa (11/24/14)

Scored under 10 points in a half _____ 6 vs. LSU (1st) (1/8/11)

Scored 35 or under points in a game _____ 35 vs. Tulsa (11/24/14)

Scored under 50 points in game _____ 43 at Tennessee (2/4/23), _____ vs. Northwestern (11/23/22)

Scored under 50 points in game (SEC) _____ 43 at Tennessee (2/4/23)

LAST TIME INDIVIDUAL

Scored at least 30 points	Johni Broome (30) vs. Virginia Tech (11/29/23)
Scored at least 35 points	Toney Douglas (38) vs. Nicholls State (11/24/04)
Scored at least 40 points	Wesley Person (44) vs. UAB (12/16/93)
Had two players with at least 20 points	Jaylin Williams (26) and Johni Broome (24) vs. #16 Alabama (2/7/24)
Had three players with at least 20 points	Samir Doughty (26), J'Von McCormick (23), Devan Cambridge (21) vs. LSU (2/8/20)
Had two players with 25 points	Bryce Brown (26), Jared Harper (25) vs. Xavier (OT) (11/19/18)
Had two players with 25 points (SEC)	Chris Denson (30), KT Harrell (26) vs. Mississippi State (2/14/14)
Scored 20 points in a half	Jabari Smith (20, 2nd) at Florida (2/19/22)
Scored 20 points in 1st half	Bryce Brown (20) at Texas A&M (1/16/19)
Scored 20 points in 2nd half	Jabari Smith (20, 2nd) at Florida (2/19/22)
Scored 25 points in a half	Bryce Brown (25, 2nd) vs. Kentucky (1/19/19)
A player had back-to-back 20-point games	Jaylin Williams (20) vs. Alabama State (12/22/23); (21) vs. Chattanooga (12/30/23)
A player three consecutive 20-point games	Jabari Smith (27) at Tennessee (2/26/22); (27) at Mississippi State [OT] (3/2/22)
	vs. South Carolina (3/5/22)
A player had back-to-back 20-point SEC games	Johni Broome (20) vs. Missouri (2/14/23); (20) at Vanderbilt (2/18/23)
A player had back-to-back 25-point SEC games	Jabari Smith (27) at Tennessee (2/26/22); (27) at Mississippi State [OT] (3/2/22)
A player had three straight 25-point SEC games	Chris Denson (29) at LSU (2/8/14);
	(26) vs. Kentucky (2/12/14); (30) vs. Mississippi State (2/15/14)
A player had four straight 25-point SEC games	Chris Denson (25) at South Carolina (2/5/14); (29) at LSU (2/8/14);
	(26) vs. Kentucky (2/12/14); (30) vs. Mississippi State (2/15/14)
A player had five straight 25-point SEC games	Keenan Carpenter (44) vs. LSU (1/8/89); (28) vs. Mississippi State (2/11/89);
	(33) at Florida (2/15/89); (32) at Ole Miss (2/18/89); (29) vs. Kentucky (2/20/89)
A player had back-to-back 20-point games off the bench	Jamal Johnson (21) at Arkansas (12/30/20); (20) at Texas A&M (1/2/21)
Zero players scored in double figures	at Vanderbilt (1/7/12)
Only one player scored in double figures	Jamal Johnson (18) at UCF (11/30/20)
Five players scored in double figures	Jaylin Williams (16), Johni Broome (15), Tre Donaldson (10), Chad Baker-Mazara (15), K.D. Johnson (11) at Ole Miss (2/3/24)
Five players scored in double figures (SEC)	Jaylin Williams (16), Johni Broome (15), Tre Donaldson (10), Chad Baker-Mazara (15), K.D. Johnson (11) at Ole Miss (2/3/24)
All five starters scored in double figures	Allen Flanigan (23), Devan Cambridge (15),
	Jamal Johnson (14), Jaylin Williams (13), JT Thor (10) vs. Tennessee (2/27/21)
Six players scored in double figures	J. Williams (24), A. Holloway (24), K. Johnson (14), D. Jones (12), C. Baker-Mazara (11) and T. Donaldson (10) vs. Indiana (12/9/23)
Six players scored in double figures (SEC)	J. Smith (12), W. Kessler (15), K.D. Johnson (12), A. Flanigan (10), W. Green Jr. (12), J. Williams (13) vs. Georgia (1/19/22)
Had at least 15 rebounds	Johni Broome (18) vs. Georgia (2/1/23)
Had at least 15 rebounds (SEC)	Johni Broome (18) vs. Georgia (2/1/23)
Had at least 20 rebounds	Kelvin Ardister (20) vs. Tennessee (1/4/89)
Had at least 25 rebounds	Rex Frederick (25) at Ole Miss (1/6/58)
Had at least 20 pts & 20 reb	Kelvin Ardister (22 pts, 20 reb) vs. Tennessee (1/4/89)
Had at least 30 pts & 10 reb	Johni Broome (30 pts, 13 reb) vs. Virginia Tech (11/29/23)
Had two players with at least 10 rebounds	Johni Broome (14) and Jaylin Williams (11) at Alabama (1/24/24)
Had at least three players with 10 rebounds	Korvotney Barber (13), Quantez Robertson (10), Lucas Hargrove (10) at Virginia (12/20/08)
Had a double-double	Johni Broome (16 pts, 11 reb) vs. Vanderbilt (1/31/24)
Had a double-double before halftime	Johni Broome (13 pts, 12 reb) vs. Georgia (2/1/23)
Had two straight double-doubles	Johni Broome (30 pts, 13 reb) vs. Virginia Tech (11/29/23); (21 pts, 13 reb) at App State (12/3/23)
Had three straight double-doubles	Johni Broome (14 pts, 11 reb) vs. Florida (12/28/22); (22 pts, 12 reb) at Georgia (1/4/23);
	(10 pts, 10 reb) vs. Arkansas (1/7/23)
Had four straight double-doubles	Johni Broome (14 pts, 11 reb) vs. Florida (12/28/22); (22 pts, 12 reb) at Georgia (1/4/23);
	(10 pts, 10 reb) vs. Arkansas (1/7/23); (19 pts, 11 reb) at Ole Miss (1/10/23)
Had five straight double-doubles	Jeff Moore (26 pts, 11 reb) vs. Ole Miss (3/2/88); (20 pts, 11 reb) at LSU (3/5/88);
	(22 pts, 11 reb) vs. Georgia (3/11/88); (13 pts, 13 reb) vs. Bradley (3/17/88); (22 pts, 11 reb) vs. Oklahoma (3/19/88)
Had two players with a double-double	Johni Broome (19 pts, 12 reb); Allen Flanigan (10 pts, 10 reb) vs. Iowa (3/16/23)
Had a double-double with points and assists	Wendell Green Jr. (16 pts, 12 ast) at South Carolina (1/21/23)
Had a triple-double	Walker Kessler (12 pts, 11 reb, 12 blks) vs. Texas A&M (2/12/22)
Had 10 assists	Wendell Green Jr. (12) at South Carolina (1/21/23)
Had 15 assists	J'Von McCormick (16) vs. CSUN (11/15/19)
Had two players with at least five blocks	Devan Cambridge (5) and Jaylin Williams (5) at Georgia (1/13/21)
Had 10 blocks	Walker Kessler (11) vs. LSU (12/29/21)
Had five steals	Chad Baker-Mazara (5) vs. LSU (1/13/24)
Had five steals (SEC)	Chad Baker-Mazara (5) vs. LSU (1/13/24)
Made 30-straight free throws	Wendell Green Jr. (34) (2/22/23-3/16/23)
Hit buzzer-beater shot to win a game	T.J. Dunans vs. Mercer (3-pt FG, 76-74) (12/18/16)
Played more than 40 minutes	Samir Doughty (41) vs. Alabama (OT) (2/12/20)

TEAM GAME-BY-GAME

Opponent	PTS	FG-A	Pct.	3FG-A	Pct.	FT-A	Pct.	O-D-TOT	PF	A	TO	STL	BLK
Auburn	82	28-63	.444	9-19	.474	17-25	.680	14-24-38	32	18	15	5	10
vs. Baylor	88	26-60	.433	9-19	.474	27-34	.794	14-24-38	22	10	15	10	4
Auburn	86	29-70	.414	11-32	.344	17-20	.850	15-31-46	19	21	11	6	7
vs. SE Louisiana	71	25-63	.397	5-14	.357	16-22	.727	10-23-33	19	6	9	5	1
Auburn	83	31-58	.534	9-20	.450	12-16	.750	9-26-35	18	22	13	6	5
vs. Notre Dame	59	21-62	.339	2-26	.077	15-19	.789	14-21-35	16	9	13	9	2
Auburn	77	25-52	.481	8-24	.333	19-27	.704	11-23-34	17	20	13	4	3
vs. St. Bonaventure	60	23-58	.397	3-24	.125	11-13	.846	12-20-32	20	12	16	5	1
Auburn	84	26-55	.473	6-24	.250	26-36	.722	13-35-48	17	19	13	9	6
vs. Alabama A&M	54	19-57	.333	3-15	.200	13-17	.765	6-21-27	26	6	14	3	8
Auburn	74	24-62	.387	2-16	.125	24-36	.667	17-23-40	22	12	8	11	7
vs. Virginia Tech	57	14-51	.275	6-20	.300	23-31	.742	17-27-44	25	7	21	5	2
Auburn	64	26-66	.394	3-27	.111	9-19	.474	20-28-48	18	17	10	3	2
at Appalachian State	69	22-51	.431	8-17	.471	17-23	.739	6-26-32	13	9	7	6	2
Auburn	104	35-72	.486	14-29	.483	20-23	.870	11-28-39	21	25	3	8	3
vs. Indiana	76	24-56	.429	6-17	.353	22-29	.759	8-27-35	22	14	12	2	4
Auburn	87	34-64	.531	7-21	.333	12-15	.800	9-27-36	16	19	7	9	5
vs. UNC Asheville	62	23-51	.451	7-17	.412	9-18	.500	4-22-26	9	14	14	6	1
Auburn	91	29-61	.475	8-21	.381	25-32	.781	10-25-35	22	18	8	9	7
vs. USC	75	24-60	.400	6-19	.316	21-26	.808	13-25-38	22	9	15	4	3
Auburn	82	25-54	.463	6-24	.250	26-32	.813	11-30-41	13	14	18	11	5
vs. Alabama State	62	22-56	.393	4-18	.222	14-16	.875	6-21-27	24	7	18	14	5
Auburn	101	37-66	.561	11-25	.440	16-21	.762	15-31-46	14	23	9	7	8
vs. Chattanooga	66	22-61	.361	11-33	.333	11-16	.688	7-16-23	18	16	10	5	3
Auburn	88	31-63	.492	12-35	.343	14-18	.778	11-26-37	11	19	6	6	5
vs. Penn	66	25-61	.410	10-28	.357	8-14	.571	12-23-35	12	11	13	4	2
Auburn	83	34-70	.486	7-18	.389	8-11	.727	11-35-46	14	16	7	5	5
at Arkansas	51	18-58	.310	7-24	.292	8-15	.533	7-25-32	11	8	13	4	4
Auburn	66	20-51	.392	5-22	.227	21-26	.808	8-26-34	15	18	12	7	6
vs. Texas A&M	55	18-62	.290	3-19	.158	16-19	.842	19-25-44	20	8	19	11	2
Auburn	93	28-61	.459	10-25	.400	27-31	.871	8-24-32	18	20	8	15	7
vs. LSU	78	25-60	.417	9-23	.391	19-25	.760	12-27-39	21	12	16	6	3
Auburn	80	27-58	.466	8-25	.320	18-22	.818	14-25-39	22	13	10	9	5
at Vanderbilt	65	20-53	.377	4-18	.222	21-30	.700	13-17-30	18	4	11	8	2
Auburn	82	32-55	.582	8-18	.444	10-11	.909	10-19-29	17	19	16	9	5
vs. Ole Miss	59	21-57	.368	4-17	.235	13-18	.722	16-14-30	13	11	17	10	3
Auburn	75	28-67	.418	5-25	.200	14-18	.778	12-29-41	20	11	11	10	10
at Alabama	79	26-68	.382	11-30	.367	16-19	.842	16-30-46	19	13	14	6	3
Auburn	58	19-56	.339	6-24	.250	14-16	.875	6-24-30	16	12	11	8	6
at Mississippi State	64	25-57	.439	5-21	.238	9-18	.500	14-31-45	13	11	14	5	3
Auburn	81	28-63	.444	10-26	.385	15-21	.714	12-33-45	21	21	13	5	7
vs. Vanderbilt	54	15-56	.268	4-17	.235	20-28	.714	11-23-34	20	6	12	6	5
Auburn	91	35-64	.547	12-27	.444	9-13	.692	14-28-42	16	25	11	4	6
at Ole Miss	77	28-62	.452	8-19	.421	13-17	.765	8-18-26	14	20	8	5	6
Auburn	99	27-64	.422	5-19	.263	40-50	.800	15-27-42	28	15	5	13	12
vs. Alabama	81	22-59	.373	9-26	.346	28-35	.800	14-21-35	33	8	15	2	5
Auburn	65	24-57	.421	3-17	.176	14-26	.538	14-27-41	18	10	15	1	2
at Florida	81	27-67	.485	7-21	.333	20-26	.769	16-27-43	24	9	7	10	6
Auburn													
vs. South Carolina													
Auburn													
vs. Kentucky													
Auburn													
at Georgia													
Auburn													
at Tennessee													
Auburn													
vs. Mississippi State													
Auburn													
at Missouri													
Auburn													
vs. Georgia													

[illegible]

0

K.D. JOHNSON
G | 6-0 | 190 | Sr.
Atlanta, Ga.
(Hargrave Military Academy (Va.))



SEASON SUPERLATIVES

Points: 14 vs. Texas A&M (1/9/24), vs. Indiana (12/9/23)
Field Goals Made: 5 vs. Indiana (12/9/23)
Field Goals Attempted: 10 vs. Alabama (2/7/24)
3-Point Field Goals Made: 3 vs. Alabama State (12/22/23)
3-Point Field Goals Attempted: 5 vs. Alabama State (12/22/23), vs. Southeastern Louisiana (11/10/23)
Free Throws Made: vs. LSU (1/13/24), vs. Notre Dame (11/16/23)
Free Throws Attempted: 7 vs. Notre Dame (11/16/23)
Rebounds: 5 vs. Penn (1/2/24)
Assists: 4 vs. Penn (1/2/24)
Blocks: 2 vs. St. Bonaventure (11/17/23)
Steals: 4 vs. UNC Asheville (12/13/23)
Minutes Played: 22 (four times)
Double-Figure Games: 7
20-Point Games: None
10-Rebound Games: None
5-Steal Games: None
Double-Doubles: None
Dunks: 5

CAREER SUPERLATIVES

Points: 27 vs. UConn (11/24/21)
Field Goals Made: 9 at Tennessee (2/10/21), vs. Auburn (1/13/21)
Field Goals Attempted: 22 at Georgia (2/5/22)
3-Point Field Goals Made: 4 (five times)
3-Point Field Goals Attempted: 9 vs. George Mason (11/7/22)
Free Throws Made: 11 vs. UConn (11/24/21)
Free Throws Attempted: 16 vs. UConn (11/24/21)
Rebounds: 8 at Alabama (1/11/22)
Assists: 7 vs. Jacksonville State (3/18/22)
Blocks: 2 vs. St. Bonaventure (11/17/23), vs. Auburn (1/13/21)
Steals: 5 vs. UConn (11/24/21), vs. Syracuse (11/26/21)
Minutes Played: 37 vs. UConn (11/24/21)
Double-Figure Games: 58
20-Point Games: 9
10-Rebound Games: None
5-Steal Games: 2
Double-Doubles: None
Dunks: 11

CAREER HONORS

- 2022-23 Preseason All-SEC Second Team
- 2020-21 SEC All-Freshman Team
- SEC Freshman of the Week (Jan. 18, 2021)

2023-24 GAME-BY-GAME STATISTICS


Opponent	GS	Min.	FG-A	3FG-A	FT-A	O-D-T	PF	A	TO	BLK	STL	PTS
vs. Baylor	16	3-5	0-1	0-0	0-0-0	4	0	1	0	1	6	
SE Louisiana	19	4-9	2-5	3-3	0-2-2	2	3	0	0	0	13	
vs. Notre Dame	22	1-6	0-2	6-7	0-3-3	2	0	1	0	1	8	
vs. St. Bonaventure	18	4-7	1-4	0-0	0-0-0	2	3	0	2	1	9	
Alabama A&M	11	2-4	1-3	1-2	0-2-2	3	1	1	1	0	6	
Virginia Tech	12	1-6	0-3	0-0	0-2-2	6	0	1	0	1	2	
at App State	8	0-3	0-3	0-0	1-1-2	1	1	0	0	1	0	
vs. Indiana	19	5-9	1-2	3-3	0-2-2	3	3	0	0	1	14	
vs. UNC Asheville	15	2-4	1-2	1-2	0-3-3	2	2	0	0	4	6	
USC	17	2-6	0-2	1-2	1-0-1	3	0	3	0	1	5	
Alabama State	15	3-6	3-5	4-4	1-1-2	1	0	1	0	2	13	
Chattanooga	19	2-4	2-2	0-0	0-1-1	3	1	0	0	0	6	
Penn	22	3-6	1-4	4-6	2-3-5	1	4	0	0	1	11	
at Arkansas	19	2-8	0-2	2-2	0-2-2	2	2	1	0	0	6	
Texas A&M	21	4-8	2-3	4-6	1-2-3	0	2	0	0	2	14	
LSU	21	1-6	0-2	6-6	0-3-3	3	1	0	0	0	8	
at Vanderbilt	17	0-4	0-3	2-4	0-1-1	4	1	1	0	2	2	
Ole Miss	19	3-8	1-4	1-1	0-2-2	3	1	1	0	2	8	
at Alabama	22	3-7	0-4	2-2	0-2-2	4	2	2	1	0	8	
at Mississippi St.	* 22	1-6	0-2	0-0	0-1-1	1	1	1	0	3	2	
Vanderbilt	14	0-2	0-0	2-2	0-0-0	1	0	2	0	1	2	
at Ole Miss	13	4-4	1-1	2-2	1-1-2	2	3	0	0	1	11	
Alabama	21	2-10	1-3	2-4	0-0-0	3	1	0	1	3	7	
at Florida	20	4-7	1-4	3-6	0-3-3	1	0	3	0	0	12	
South Carolina												
Kentucky												
at Georgia												
at Tennessee												
Mississippi State												
at Missouri												
Georgia												

JOHNSON'S CAREER STATISTICS

				Field Goals		3-Point		F-Throws		Rebounds										Scoring	
SEASON	TEAM	GP-GS	MIN/AVG	FG-FGA	FG%	3FG-3FGA	3FG%	FT-FTA	FT%	OFF	DEF	TOT	AVG	PF-FO	A	TO	BLK	STL	PTS	AVG	
2020-21	UGa	16-0	362/22.6	68-161	.422	24-62	.387	56-91	.615	11	33	44	2.8	45-0	19	34	3	29	216	13.5	
2021-22	AUB	34-31	941/27.7	133-345	.386	45-155	.290	106-147	.721	19	78	97	2.9	87-0	53	62	2	64	417	12.3	
2022-23	AUB	33-0	722/21.9	90-236	.381	36-108	.333	77-111	.694	15	48	63	1.9	76-0	43	50	1	36	293	8.9	
2023-24	AUB	24-1	428/17.8	56-145	.386	18-66	.273	49-64	.766	7	37	44	1.8	57-1	32	20	5	31	179	7.5	
TOTAL FOR AUB		91-32	2091/23.0	279-726	.384	99-329	.301	232-322	.720	41	163	204	2.2	220-1	128	132	8	131	889	9.8	
TOTAL		107-32	2453/22.9	347-887	.391	123-391	.315	288-413	.697	52	196	248	2.3	265-1	147	166	11	160	1105	10.3	

1

ADEN HOLLOWAY
G | 6-1 | 178 | Fr.
Charlotte, N.C.
(Prolific Prep)



SEASON SUPERLATIVES

Points: 24 vs. Indiana (12/9/23)
Field Goals Made: 7 vs. Indiana (12/9/23)
Field Goals Attempted: 15 vs. Baylor (11/7/23)
3-Point Field Goals Made: 5 vs. Indiana (12/9/23)
3-Point Field Goals Attempted: 10 vs. LSU (1/13/24)
Free Throws Made: 5 vs. Indiana (12/9/23), vs. Alabama A&M (11/21/23)
Free Throws Attempted: 7 vs. Alabama A&M (11/21/23)
Rebounds: 5 at Arkansas (1/6/24)
Assists: 6 (three times)
Blocks: 1 vs. Baylor (11/7/23)
Steals: 3 vs. Virginia Tech (11/29/23)
Minutes Played: 26 at Appalachian State (12/3/23), vs. Baylor (11/7/23)
Double-Figure Games: 8
20-Point Games: None
10-Rebound Games: None
10-Assist Games: None
5-Steal Games: None
Double-Doubles: None
Dunks: None

CAREER SUPERLATIVES

Points: 24 vs. Indiana (12/9/23)
Field Goals Made: 7 vs. Indiana (12/9/23)
Field Goals Attempted: 15 vs. Baylor (11/7/23)
3-Point Field Goals Made: 5 vs. Indiana (12/9/23)
3-Point Field Goals Attempted: 10 vs. LSU (1/13/24)
Free Throws Made: 5 vs. Indiana (12/9/23), vs. Alabama A&M (11/21/23)
Free Throws Attempted: 7 vs. Alabama A&M (11/21/23)
Rebounds: 5 at Arkansas (1/6/24)
Assists: 6 (three times)
Blocks: 1 vs. Baylor (11/7/23)
Steals: 3 vs. Virginia Tech (11/29/23)
Minutes Played: 26 at Appalachian State (12/3/23), vs. Baylor (11/7/23)
Double-Figure Games: 8
20-Point Games: None
10-Rebound Games: None
10-Assist Games: None
5-Steal Games: None
Double-Doubles: None
Dunks: None

CAREER HONORS

- Two-Time SEC Freshman of the Week (11/13/23 and 12/11/23)
- 2023 McDonald's High School All-American

2023-24 GAME-BY-GAME STATISTICS


Opponent	GS	Min.	FG-A	3FG-A	FT-A	O-D-T	PF	A	TO	BLK	STL	PTS
vs. Baylor		26	6-15	4-8	3-5	0-3-3	0	6	3	1	0	19
SE Louisiana		22	4-10	3-8	0-0	0-0-0	2	3	0	0	0	11
vs. Notre Dame	*	22	5-9	4-5	1-1	1-0-1	1	5	2	0	0	15
vs. St. Bonaventure*		24	2-10	2-7	2-2	0-0-0	2	3	2	0	0	8
Alabama A&M	*	22	3-9	2-7	5-7	0-1-1	1	2	0	0	0	13
Virginia Tech	*	22	0-7	0-2	0-0	0-1-1	2	2	1	0	3	0
at App State	*	26	2-10	0-6	4-5	0-0-0	3	2	1	0	0	8
vs. Indiana	*	22	7-11	5-8	5-5	0-1-1	2	2	0	0	0	24
vs. UNC Asheville	*	20	3-11	1-5	0-0	1-1-2	0	5	1	0	0	7
USC	*	23	5-10	4-7	1-2	0-2-2	2	6	0	0	0	15
Alabama State	*	19	2-6	2-6	0-0	0-1-1	1	4	2	0	0	6
Chattanooga	*	21	2-10	2-8	2-2	0-4-4	1	5	0	0	0	8
Penn	*	18	1-5	1-5	0-0	0-1-1	1	6	1	0	1	3
at Arkansas	*	20	2-9	1-4	0-0	1-4-5	1	0	0	0	0	5
Texas A&M	*	18	2-6	2-6	0-0	0-1-1	1	1	1	0	0	6
LSU	*	22	5-13	3-10	0-0	0-1-1	1	3	1	0	1	13
at Vanderbilt	*	19	3-8	2-6	2-2	0-1-1	4	1	1	0	0	10
Ole Miss	*	22	3-7	1-4	2-2	1-0-1	0	3	0	0	1	9
at Alabama	*	22	0-7	0-5	2-3	1-1-2	0	3	1	0	0	2
at Mississippi St.		19	2-8	2-7	1-2	0-2-2	2	1	3	0	0	7
Vanderbilt		15	0-5	0-5	1-2	0-3-3	1	2	1	0	0	1
at Ole Miss		15	2-5	1-4	1-2	0-0-0	1	3	1	0	0	6
Alabama		15	1-6	1-5	3-4	1-0-1	0	1	0	0	1	6
at Florida		15	0-5	0-2	0-0	0-2-2	2	1	0	0	0	0
South Carolina												
Kentucky												
at Georgia												
at Tennessee												
Mississippi State												
at Missouri												
Georgia												

HOLLOWAY'S CAREER STATISTICS

				Field Goals		3-Point		F-Throws		Rebounds								Scoring		
SEASON	TEAM	GP-GS	MIN/AVG	FG-FGA	FG%	3FG-3FGA	3FG%	FT-FTA	FT%	OFF	DEF	TOT	AVG	PF-FO	A	TO	BLK	STL	PTS	AVG
2023-24	AUB	24-17	493/20.5	62-202	.307	43-140	.307	35-46	.761	6	30	36	1.5	31-0	70	22	1	7	202	8.4
TOTAL		24-17	493/20.5	62-202	.307	43-140	.307	35-46	.761	6	30	36	1.5	31-0	70	22	1	7	202	8.4

2

JAYLIN WILLIAMS
F | 6-8 | 245 | Gr.
Nahunta, Ga.
(Brantley County HS)



SEASON SUPERLATIVES

Points: 24 vs. Indiana (12/9/23)
Field Goals Made: 9 vs. Chattanooga (12/30/23)
Field Goals Attempted: 14 vs. Indiana (12/9/23)
3-Point Field Goals Made: 3 vs. Vanderbilt (1/31/24)
3-Point Field Goals Attempted: 5 vs. Penn (1/2/24), vs. Southeastern Louisiana (11/10/23)
Free Throws Made: 9 vs. Alabama (2/7/24)
Free Throws Attempted: 10 vs. Alabama (2/7/24)
Rebounds: 11 at Alabama (1/24/24)
Assists: 7 vs. Indiana (12/9/23)
Blocks: 2 (three times)
Steals: 3 vs. Alabama A&M (11/21/23)
Minutes Played: 35 vs. Texas A&M (1/9/24)
Double-Figure Games: 15
20-Point Games: 7
10-Rebound Games: 2
5-Steal Games: None
Double-Doubles: 1
Dunks: 28

CAREER SUPERLATIVES

Points: 26 vs. Alabama (2/7/24)
Field Goals Made: 9 vs. Chattanooga (12/30/23), vs. Georgia (2/2/21)
Field Goals Attempted: 15 vs. Mississippi State (1/14/23)
3-Point Field Goals Made: 6 at Ole Miss (1/6/21)
3-Point Field Goals Attempted: 10 at Ole Miss (1/6/21)
Free Throws Made: 9 vs. Alabama (2/7/24)
Free Throws Attempted: 10 vs. Alabama (2/7/24), vs. Tennessee (2/27/21)
Rebounds: 11 (three times)
Assists: 8 vs. Memphis (12/12/20)
Blocks: 5 at Georgia (1/13/21)
Steals: 4 vs. Texas Southern (11/18/22)
Minutes Played: 37 vs. Saint Joseph's (11/26/20)
Double-Figure Games: 57
20-Point Games: 11
10-Rebound Games: 5
Double-Doubles: 2
Dunks: 73

CAREER HONORS

- SEC Player of the Week (12/11/13)
- 2023 Legends Classic All-Tournament Team
- Three-Time SEC Academic Honor Roll (2020-21, 2021-22 and 2022-23)
- 2022-23 SEC Community Service Team
- 2022 Cancun Challenge Tournament MVP (Riviera Division)
- 2022 Cancun Challenge All-Tournament Team (Riviera Division)

2023-24 GAME-BY-GAME STATISTICS

Opponent	GS	Min.	FG-A	3FG-A	FT-A	O-D-T	PF	A	TO	BLK	STL	PTS
vs. Baylor	*	26	2-6	0-1	0-0	2-4-6	1	1	2	1	0	4
SE Louisiana	*	21	2-7	2-5	3-4	2-1-3	1	2	1	2	1	9
vs. Notre Dame	*	22	5-9	1-3	0-0	1-6-7	0	2	1	2	0	11
vs. St. Bonaventure	*	22	4-6	0-1	3-3	3-7-10	2	1	2	0	1	11
Alabama A&M	*	18	3-4	1-2	3-4	1-5-6	0	1	0	1	3	10
Virginia Tech	*	13	1-4	0-1	1-1	2-3-5	4	2	1	0	2	3
at App State	*	22	3-5	0-1	0-1	0-3-3	2	0	1	0	0	6
vs. Indiana	*	29	8-14	2-4	6-9	2-4-6	3	7	0	1	1	24
vs. UNC Asheville	*	18	3-6	0-0	2-2	1-3-4	1	3	2	0	2	8
USC	*	26	6-9	2-4	0-1	0-3-3	2	2	0	0	0	14
Alabama State	*	20	7-10	0-3	6-6	0-3-3	2	1	2	0	1	20
Chattanooga	*	18	9-9	2-2	1-1	3-2-5	0	1	1	0	1	21
Penn	*	28	3-7	2-5	0-0	2-1-3	0	3	1	1	0	8
at Arkansas	*	25	5-9	1-3	0-0	0-3-3	0	1	1	0	0	11
Texas A&M	*	35	8-10	1-2	5-5	1-7-8	2	3	1	0	0	22
LSU	*	24	2-2	2-2	3-5	1-6-7	3	3	2	0	1	9
at Vanderbilt	*	28	7-7	2-2	5-5	2-6-8	1	3	1	1	1	21
Ole Miss	*	22	5-7	1-1	2-2	1-0-1	2	1	1	1	0	13
at Alabama	*	29	3-9	0-3	1-2	2-9-11	1	0	2	0	1	7
at Mississippi St.	*	26	3-11	0-4	4-4	2-3-5	0	3	1	0	1	10
Vanderbilt	*	27	7-9	3-4	4-6	1-1-2	3	4	1	0	1	21
at Ole Miss	*	28	6-11	1-4	3-4	2-3-5	2	2	3	0	0	16
Alabama	*	31	8-13	1-3	9-10	1-5-6	3	1	0	2	1	26
at Florida	*	21	3-10	0-1	0-0	0-0-0	1	0	2	0	0	6
South Carolina												
Kentucky												
at Georgia												
at Tennessee												
Mississippi State												
at Missouri												
Georgia												

WILLIAMS' CAREER STATISTICS

				Field Goals		3-Point		F-Throws		Rebounds									Scoring	
SEASON	TEAM	GP-GS	MIN/AVG	FG-FGA	FG%	3FG-3FGA	3FG%	FT-FTA	FT%	OFF	DEF	TOT	AVG	PF-FO	A	TO	BLK	STL	PTS	AVG
2019-20	AUB	14-0	100/7.1	15-28	.536	1-9	.111	3-3	1.000	8	17	25	1.8	12-0	6	6	5	6	34	2.4
2020-21	AUB	27-27	713/26.4	116-224	.518	32-94	.340	31-49	.633	36	91	127	4.7	66-0	54	49	39	18	295	10.9
2021-22	AUB	33-0	462/14.0	72-151	.477	15-51	.294	27-33	.818	33	55	88	2.7	57-1	27	30	16	8	186	5.6
2022-23	AUB	33-33	918/27.8	136-292	.466	40-113	.354	56-73	.767	41	113	154	4.7	78-2	74	39	25	35	368	11.2
2023-24	AUB	24-24	584/24.3	113-194	.582	24-61	.393	61-75	.813	32	88	120	5.0	36-0	47	29	12	18	311	13.0
TOTAL		131-84	2777/21.2	452-889	.508	112-328	.341	178-233	.764	150	364	514	3.9	249-3	208	153	97	85	1194	9.1

3

TRE DONALDSON
G | 6-3 | 200 | So.
Tallahassee, Fla.
(Florida State Univ. School)



SEASON SUPERLATIVES

Points: 15 vs. UNC Asheville (12/13/23)
Field Goals Made: 6 vs. UNC Asheville (12/13/23)
FG Attempted: 12 at Appalachian State (12/3/23)
3-Point Field Goals Made: 2 (six times)
3-Point Field Goals Attempted:
5 vs. Penn (1/2/24), at Appalachian State (12/3/23)
Free Throws Made: 4 (three times)
Free Throws Attempted: 4 (four times)
Rebounds: 7 (three times)
Assists: 6 at Ole Miss (2/3/24), vs. Texas A&M (1/9/24)
Blocks: None
Steals: 2 (five times)
Minutes Played: 25 at Ole Miss (2/3/24)
Double-Figure Games: 8
20-Point Games: None
10-Rebound Games: None
5-Steal Games: None
Double-Doubles: None
Dunks: 1

CAREER SUPERLATIVES

Points: 15 vs. UNC Asheville (12/13/23)
Field Goals Made: 6 vs. UNC Asheville (12/13/23)
Field Goals Attempted: 12 at Appalachian State (12/3/23)
3-Point Field Goals Made: 3 vs. Iowa (3/16/23)
3-Point Field Goals Attempted:
5 vs. Penn (1/2/24), at Appalachian State (12/3/23)
Free Throws Made: 4 (three times)
Free Throws Attempted: 4 (four times)
Rebounds: 7 (three times)
Assists: 7 at Washington (12/21/22)
Blocks: 1 vs. Houston (3/18/23)
Steals: 4 at USC (12/18/22)
Minutes Played: 25 at Ole Miss (2/3/24)
Double-Figure Games: 10
20-Point Games: None
10-Rebound Games: None
Double-Doubles: None
Dunks: 3

CAREER HONORS

• 2022-23 First-Year SEC Academic Honor Roll

2023-24 GAME-BY-GAME STATISTICS

Opponent	GS	Min.	FG-A	3FG-A	FT-A	O-D-T	PF	A	TO	BLK	STL	PTS
vs. Baylor	*	14	2-3	0-1	2-2	0-3-3	4	1	4	0	0	6
SE Louisiana	*	18	1-4	1-2	0-0	0-3-3	2	4	1	0	0	3
vs. Notre Dame		16	4-6	2-4	0-0	0-1-1	2	5	0	0	1	10
vs. St. Bonaventure		16	1-2	1-2	0-0	0-0-0	0	3	3	0	0	3
Alabama A&M	*	21	2-5	0-1	2-2	1-2-3	1	3	3	0	0	6
Virginia Tech		18	4-6	1-1	0-0	2-0-2	0	3	0	0	1	9
at App State		23	5-12	2-5	0-0	2-1-3	1	5	2	0	1	12
vs. Indiana		18	4-7	2-4	0-0	0-7-7	1	3	0	0	2	10
vs. UNC Asheville		19	6-8	0-2	3-4	0-0-0	2	2	1	0	0	15
USC		16	3-4	0-0	1-1	0-2-2	0	5	1	0	2	7
Alabama State		20	2-5	1-2	0-1	0-3-3	1	4	3	0	1	5
Chattanooga		16	1-3	0-1	4-4	1-1-2	0	4	0	0	0	6
Penn		21	2-9	2-5	0-0	1-3-4	0	3	0	0	1	6
at Arkansas		20	5-6	1-1	0-0	0-7-7	1	4	1	0	0	11
Texas A&M		21	1-5	0-3	2-2	0-0-0	0	6	3	0	0	4
LSU		17	3-5	0-1	4-4	1-2-3	0	3	1	0	2	10
at Vanderbilt		21	2-3	1-2	0-0	0-2-2	3	0	3	0	0	5
Ole Miss		17	1-2	1-2	0-0	0-0-0	1	3	1	0	1	3
at Alabama		18	3-5	2-3	0-0	0-1-1	0	3	0	0	1	8
at Mississippi St.	*	21	2-5	0-1	2-3	0-3-3	1	2	1	0	2	6
Vanderbilt	*	23	1-5	0-1	0-0	2-5-7	1	5	4	0	2	2
at Ole Miss	*	25	4-8	2-3	0-0	0-0-0	0	6	1	0	1	10
Alabama	*	23	5-9	0-0	4-4	1-5-6	1	4	2	0	1	14
at Florida	*	24	2-5	0-3	0-0	0-3-3	1	2	3	0	1	4
South Carolina												
Kentucky												
at Georgia												
at Tennessee												
Mississippi State												
at Missouri												
Georgia												

DONALDSON'S CAREER STATISTICS

				Field Goals		3-Point		F-Throws		Rebounds									Scoring	
SEASON	TEAM	GP-GS	MIN/AVG	FG-FGA	FG%	3FG-3FGA	3FG%	FT-FTA	FT%	OFF	DEF	TOT	AVG	PF-FO	A	TO	BLK	STL	PTS	AVG
2022-23	AUB	32-0	337/10.5	28-73	.384	13-32	.406	11-20	.550	3	43	46	1.4	32-1	39	19	1	21	80	2.5
2023-24	AUB	24-8	470/19.6	66-132	.500	19-50	.380	24-27	.889	11	54	65	2.7	23-0	83	38	0	20	175	7.3
TOTAL		56-8	807/14.4	94-205	.459	32-82	.390	35-47	.745	14	97	111	2.0	55-1	122	57	1	41	255	4.6

4

JOHNI BROOME
F/C | 6-10 | 240 | Jr.
Plant City, Fla.
(Morehead State)



SEASON SUPERLATIVES

Points: 30 vs. Virginia Tech (11/29/23)
Field Goals Made: 11 at Alabama (1/24/24), vs. Virginia Tech (11/29/23)
Field Goals Attempted: 19 vs. Virginia Tech (11/29/23)
3-Point Field Goals Made: 3 vs. Penn (1/2/24)
3-Point Field Goals Attempted: 4 vs. Alabama (2/7/24), vs. Penn (1/2/24)
Free Throws Made: 9 vs. Alabama (2/7/24)
Free Throws Attempted: 13 vs. Virginia Tech (11/29/23)
Rebounds: 14 at Alabama (1/24/24)
Assists: 7 at Ole Miss (2/3/24)
Blocks: 5 (three times)
Steals: 3 (four times)
Minutes Played: 34 at Mississippi State (1/27/24)
Double-Figure Games: 22
30-Point Games: 1
20-Point Games: 4
10-Rebound Games: 9
Double-Doubles: 9
Dunks: 21

CAREER SUPERLATIVES

Points: 32 vs. Murray State (3/5/22)
Field Goals Made: 13 vs. Murray State (3/5/22)
Field Goals Attempted: 21 at Xavier (12/15/21)
3-Point Field Goals Made: 3 vs. Penn (1/2/24)
3-Point Field Goals Attempted: 5 at Georgia (1/4/23)
Free Throws Made: 9 vs. Alabama (2/7/24), vs. Presbyterian (12/6/21)
Free Throws Attempted: 16 vs. Houston (3/18/23)
Rebounds: 18 vs. Georgia (2/1/23), vs. Belmont (1/20/22)
Assists: 7 at Ole Miss (2/3/24)
Blocks: 12 vs. UT Martin (2/16/22)
Steals: 4 vs. Colgate (12/2/22)
Minutes Played: 37 at Murray State (1/29/22)
Double-Figure Games: 105
30-Point Games: 2
20-Point Games: 26
10-Rebound Games: 55
Double-Doubles: 55
Dunks: 90

CAREER HONORS

- USBWA Oscar Robertson National Player of the Week (Feb. 5, 2024)
- SEC Player of the Week (Feb. 5, 2024)
- 2023-24 John R. Wooden Player of the Year Award Late Season Top 20 Watch List
- 2023 Legends Classic MVP and All-Tournament Team
- 2023-24 Naismith Trophy Player of the Year Watch List
- 2023-24 Preseason All-SEC First Team (Coaches and Media)
- 2023-24 Kareem Abdul-Jabbar Center of the Year Award Top 10 Watch List
- 2022-23 All-SEC Second Team
- 2022-23 USBWA All-District IV Team
- 2022 Cancun Challenge All-Tournament Team (Riviera Division)
- 2022-23 First-Year SEC Academic Honor Roll
- 2023 NABC Honors Court
- Two-Time NABC All-District 18 First Team (2020-21 and 2021-22)
- 2021-22 Ohio Valley Conference Defensive Player of the Year
- 2020-21 OVC Freshman of the Year
- Two-Time All-OVC First Team (2020-21 and 2021-22)
- Two-Time OVC All-Tournament Team (2020-21 and 2021-22)

2023-24 GAME-BY-GAME STATISTICS

Opponent	GS	Min.	FG-A	3FG-A	FT-A	O-D-T	PF	A	TO	BLK	STL	PTS
vs. Baylor	*	25	4-10	2-3	6-10	5-6-11	6	2	1	1	0	16
SE Louisiana	*	24	7-12	1-1	3-3	2-9-11	4	2	2	2	1	18
vs. Notre Dame	*	19	7-11	1-2	0-1	2-4-6	4	4	3	1	0	15
vs. St. Bonaventure*	21	7-11	0-2	4-11	1-4-5	3	1	2	0	0	0	18
Alabama A&M		21	3-7	0-2	4-6	2-3-5	2	2	2	0	1	10
Virginia Tech	*	26	11-19	0-2	8-13	7-6-13	1	0	2	3	1	30
at App State	*	27	10-16	0-3	1-7	4-9-13	2	1	2	2	0	21
vs. Indiana	*	21	1-6	0-1	0-0	2-5-7	4	3	1	2	2	2
vs. UNC Asheville	*	20	2-3	0-1	2-3	2-4-5	1	3	0	1	1	6
USC	*	23	4-14	0-2	3-3	1-2-3	0	0	0	4	0	11
Alabama State	*	23	5-9	0-2	6-9	3-10-13	2	1	4	3	3	16
Chattanooga	*	20	9-12	0-1	0-1	2-6-8	2	0	1	4	0	18
Penn	*	28	9-10	3-4	3-4	1-11-12	1	2	2	3	1	24
at Arkansas	*	25	7-13	0-2	0-0	3-5-8	1	3	2	2	2	14
Texas A&M	*	28	1-4	0-0	8-10	1-6-7	1	2	2	4	0	10
LSU	*	22	6-12	1-1	5-6	2-5-7	4	1	0	0	3	18
at Vanderbilt	*	24	6-12	0-2	3-5	5-7-12	2	2	1	1	3	15
Ole Miss	*	21	5-9	1-2	2-2	2-3-5	2	2	4	1	3	13
at Alabama	*	25	11-17	1-2	2-2	4-10-14	5	1	1	5	0	25
at Mississippi St.	*	34	5-7	1-1	3-3	0-7-7	2	2	1	3	1	14
Vanderbilt	*	24	7-11	2-2	0-0	3-8-11	2	4	1	5	1	16
at Ole Miss	*	25	7-13	1-3	0-2	2-7-9	4	7	1	3	0	15
Alabama	*	26	7-16	1-4	9-11	1-6-7	0	2	1	5	2	24
at Florida	*	28	6-11	1-2	1-8	1-6-7	3	1	2	2	0	14
South Carolina												
Kentucky												
at Georgia												
at Tennessee												
Mississippi State												
at Missouri												
Georgia												

BROOME'S CAREER STATISTICS

				Field Goals		3-Point		F-Throws		Rebounds									Scoring	
SEASON	TEAM	GP-GS	MIN/AVG	FG-FGA	FG%	3FG-3FGA	3FG%	FT-FTA	FT%	OFF	DEF	TOT	AVG	PF-FO	A	TO	BLK	STL	PTS	AVG
2020-21	More	30-27	776/25.9	172-302	.570	0-0	.000	68-110	.618	91	179	270	9.0	61-0	20	57	56	18	412	13.7
2021-22	More	34-34	961/28.3	244-440	.555	0-5	.000	84-132	.636	112	246	358	10.5	84-1	41	81	131	24	572	16.8
2022-23	AUB	33-33	875/26.5	194-368	.527	9-31	.290	70-125	.560	96	181	277	8.4	99-4	44	57	78	29	467	14.2
2023-24	AUB	24-23	584/24.3	147-265	.555	16-47	.340	73-120	.608	58	149	207	8.6	58-2	48	38	57	25	383	16.0
TOTAL FOR AUB		57-56	1458/25.6	341-633	.539	25-78	.321	143-245	.584	154	330	484	8.5	157-6	92	95	135	54	850	14.9
TOTAL		121-117	3195/26.4	757-1375	.551	25-83	.301	295-487	.606	357	755	1112	9.2	302-7	153	233	322	96	1834	15.2

5

CHRIS MOORE
F | 6-6 | 220 | Sr.
West Memphis, Ark.
(West Memphis HS)



SEASON SUPERLATIVES

Points: 10 vs. Notre Dame (11/16/23)
Field Goals Made: 3 vs. UNC Asheville (12/13/23), vs. Notre Dame (11/16/23)
Field Goals Attempted: 4 (three times)
3-Point Field Goals Made: 1 (three times)
3-Point Field Goals Attempted: 2 at Mississippi State (1/27/24)
Free Throws Made: 4 vs. Alabama State (12/22/23)
Free Throws Attempted: 4 (three times)
Rebounds: 5 (three times)
Assists: 5 vs. Chattanooga (12/30/23)
Blocks: 2 vs. Baylor (11/7/23)
Steals: 3 vs. Alabama (2/7/24)
Minutes Played: 23 vs. Alabama A&M (11/21/23), vs. Baylor (11/7/23)
Double-Figure Games: 1
20-Point Games: None
10-Rebound Games: None
5-Steal Games: None
Double-Doubles: None
Dunks: 2

CAREER SUPERLATIVES

Points: 16 vs. ULM (11/12/21)
Field Goals Made: 5 at Washington (12/21/22), vs. ULM (11/12/21)
Field Goals Attempted: 9 vs. ULM (11/12/21)
3-Point Field Goals Made: 3 vs. Texas Southern (11/18/22), vs. Missouri (1/26/21)
3-Point Field Goals Attempted: 4 vs. Georgia (2/1/23), vs. Texas Southern (11/18/22)
Free Throws Made: 6 vs. ULM (11/12/21)
Free Throws Attempted: 6 at USC (12/18/22), vs. ULM (11/12/21)
Rebounds: 7 vs. Texas Southern (11/18/22)
Assists: 5 vs. Chattanooga (12/30/23)
Blocks: 2 vs. Baylor (11/7/23), vs. Yale (12/4/21)
Steals: 3 (three times)
Minutes Played: 25 at Alabama (3/1/23), vs. Florida (12/28/22)
Double-Figure Games: 6
20-Point Games: None
10-Rebound Games: None
Double-Doubles: None
Dunks: 10

2023-24 GAME-BY-GAME STATISTICS

Opponent	GS	Min	FG-A	3FG-A	FT-A	O-D-T	PF	A	TO	BLK	STL	PTS
vs. Baylor	*	23	2-4	0-0	0-0	0-2-2	4	1	0	2	0	4
SE Louisiana	*	12	1-2	0-1	0-0	1-1-2	0	1	1	1	0	2
vs. Notre Dame	*	22	3-4	1-1	3-4	3-1-4	0	2	0	0	0	10
vs. St. Bonaventure	*	20	1-3	0-1	1-1	1-2-3	0	2	2	0	0	3
Alabama A&M	*	23	0-1	0-1	0-0	1-4-5	2	2	0	1	0	0
Virginia Tech	*	20	0-2	0-1	0-2	1-0-1	2	0	1	1	0	0
at App State	*	13	0-0	0-0	2-2	2-0-2	1	1	2	0	0	2
vs. Indiana	*	11	1-3	0-1	0-0	0-2-2	1	0	0	0	0	2
vs. UNC Asheville	*	10	3-4	0-1	0-0	0-0-0	0	0	0	0	2	6
USC	*	10	0-2	0-1	3-4	1-1-2	4	1	1	1	0	3
Alabama State	*	14	1-2	0-1	4-4	0-0-0	0	0	0	0	0	6
Chattanooga	*	18	2-2	0-0	2-2	1-0-1	2	5	1	0	0	6
Penn	*	14	1-2	0-1	0-0	0-0-0	1	0	1	0	2	2
at Arkansas	*	14	0-1	0-0	0-0	1-0-1	0	0	2	0	1	0
Texas A&M	*	11	0-2	0-1	0-0	0-0-0	0	0	0	0	0	0
LSU	*	8	0-1	0-1	0-0	0-0-0	1	1	0	1	0	0
at Vanderbilt	*	10	1-3	0-1	0-0	0-0-0	1	1	0	0	0	2
Ole Miss	*	15	1-2	0-0	0-0	0-0-0	0	0	1	0	0	2
at Alabama	*	10	1-1	1-1	0-0	0-0-0	1	0	0	0	0	3
at Mississippi St.	*	11	0-2	0-2	0-0	0-0-0	2	0	0	1	0	0
Vanderbilt	*	12	0-3	0-0	0-0	2-3-5	1	0	0	1	0	0
at Ole Miss	*	11	1-2	1-1	0-0	0-2-2	0	0	0	0	0	3
Alabama	*	15	0-1	0-1	0-0	4-1-5	3	3	2	1	3	0
at Florida	*	11	0-1	0-0	0-0	1-0-1	0	0	0	0	0	0
South Carolina												
Kentucky												
at Georgia												
at Tennessee												
Mississippi State												
at Missouri												
Georgia												

MOORE'S CAREER STATISTICS

				Field Goals		3-Point		F-Throws		Rebounds									Scoring	
SEASON	TEAM	GP-GS	MIN/AVG	FG-FGA	FG%	3FG-3FGA	3FG%	FT-FTA	FT%	OFF	DEF	TOT	AVG	PF-FO	A	TO	BLK	STL	PTS	AVG
2020-21	AUB	25-0	281/11.3	27-48	.563	6-15	.400	11-19	.579	28	23	51	2.0	28-0	12	18	6	8	71	2.8
2021-22	AUB	25-0	185/7.4	16-37	.432	0-5	.000	10-15	.667	20	15	35	1.4	19-0	6	15	4	8	42	1.7
2022-23	AUB	31-16	448/14.5	37-75	.493	9-22	.409	25-35	.714	36	30	66	2.1	47-0	19	21	9	15	108	3.5
2023-24	AUB	24-24	343/14.3	19-50	.380	3-18	.167	15-19	.789	19	19	38	1.6	26-0	20	14	10	8	56	2.3
TOTAL		105-40	1258/12.0	99-210	.471	18-60	.300	61-88	.693	103	87	190	1.8	120-0	57	68	29	39	277	2.6

10

CHAD BAKER-MAZARA
G/F | 6-7 | 180 | Jr.
Santo Domingo, Dominican Republic
(NW Florida State College)



SEASON SUPERLATIVES

Points: 19 vs. LSU (1/13/24)
Field Goals Made: 5 (five times)
Field Goals Attempted: 10 (four times)
3-Point Field Goals Made: 3 (three times)
3-Point Field Goals Attempted: 6 at Ole Miss (2/3/24)
Free Throws Made: 8 vs. Alabama (2/7/24)
Free Throws Attempted: 11 vs. Alabama (2/7/24)
Rebounds: 9 at Ole Miss (2/3/24)
Assists: 6 vs. Alabama A&M (11/21/23)
Blocks: 2 vs. Texas A&M (1/9/24)
Steals: 5 vs. LSU (1/13/24)
Minutes Played: 28 at Florida (2/10/24), vs. LSU (1/13/24)
Double-Figure Games: 12
20-Point Games: None
10-Rebound Games: None
5-Steal Games: 1
Double-Doubles: None
Dunks: 6

CAREER SUPERLATIVES

Points: 23 at Fordham (1/27/21)
Field Goals Made: 8 at Fordham (1/27/21)
Field Goals Attempted: 15 at Fordham (1/27/21)
3-Point Field Goals Made: 7 at Fordham (1/27/21)
3-Point Field Goals Attempted: 11 at Fordham (1/27/21)
Free Throws Made: 8 vs. Alabama (2/7/24), vs. Rhode Island (2/27/21)
Free Throws Attempted: 11 vs. Alabama (2/7/24)
Rebounds: 9 at Ole Miss (2/3/24)
Assists: 6 vs. Alabama A&M (11/21/23)
Blocks: 3 vs. Rhode Island (2/27/21)
Steals: 5 vs. LSU (1/13/24)
Minutes Played: 34 vs. Rhode Island (1/20/21)
Double-Figure Games: 25
20-Point Games: 3
10-Rebound Games: None
5-Steal Games: 1
Double-Doubles: None
Dunks: 19

CAREER HONORS

- 2023 NJCAA Region 8 Most Outstanding Player
- 2023 NJCAA Region 8 All-Tournament Team
- 2023 All-Panhandle Conference First Team
- 2021-22 Mountain West Conference Sixth Man of the Year

2023-24 GAME-BY-GAME STATISTICS

Opponent	GS	Min	FG-A	3FG-A	FT-A	O-D-T	PF	A	TO	BLK	STL	PTS
vs. Baylor	12	2-4	0-0	3-3	2-0-2	4	0	1	0	2	7	
SE Louisiana	23	3-6	1-3	5-6	0-6-6	3	1	0	0	1	12	
vs. Notre Dame	18	2-3	0-1	2-3	0-2-2	0	1	1	1	1	6	
vs. St. Bonaventure	20	2-4	1-2	0-0	2-1-3	3	2	0	1	0	5	
Alabama A&M	20	1-4	1-3	3-4	1-3-4	2	6	1	0	1	6	
Virginia Tech	23	5-10	0-3	5-5	2-2-4	3	3	0	1	2	15	
at App State	18	2-9	1-5	2-2	1-3-4	3	3	1	0	0	7	
vs. Indiana	22	4-8	1-2	2-2	1-0-1	1	4	0	0	1	11	
vs. UNC Asheville	19	3-6	3-3	2-2	1-6-7	0	1	1	1	0	11	
USC	22	1-3	0-1	5-6	1-3-4	1	0	0	0	1	7	
Alabama State	18	1-5	0-2	1-1	1-2-3	1	3	1	1	0	3	
Chattanooga	15	4-7	3-5	2-2	0-1-1	2	2	1	0	1	13	
Penn	19	5-10	1-3	5-6	1-0-1	2	0	0	1	0	16	
at Arkansas	21	5-9	2-3	4-4	1-3-4	2	3	0	0	0	16	
Texas A&M	27	1-6	0-3	0-1	2-2-4	4	1	3	2	2	2	
LSU	28	5-10	3-4	6-6	0-2-2	3	3	1	1	5	19	
at Vanderbilt	24	2-6	1-4	0-0	0-0-0	1	3	2	0	0	5	
Ole Miss	13	2-2	1-1	0-0	0-1-1	1	2	1	0	1	5	
at Alabama	20	3-8	0-2	5-7	0-0-0	3	0	2	1	3	11	
at Mississippi St.	23	1-6	1-3	0-0	1-5-6	3	1	2	0	1	3	
Vanderbilt	20	4-8	1-3	2-2	1-4-5	4	4	0	0	0	11	
at Ole Miss	26	5-10	3-6	2-2	1-8-9	4	2	1	1	0	15	
Alabama	20	2-5	1-2	8-11	3-3-6	4	2	0	0	1	20	
at Florida	28	1-5	0-1	4-4	1-6-7	4	4	2	0	0	6	
South Carolina												
Kentucky												
at Georgia												
at Tennessee												
Mississippi State												
at Missouri												
Georgia												

BAKER-MAZARA'S CAREER STATISTICS

				Field Goals		3-Point		F-Throws		Rebounds				Scoring						
SEASON	TEAM	GP-GS	MIN/AVG	FG-FGA	FG%	3FG-3FGA	3FG%	FT-FTA	FT%	OFF	DEF	TOT	AVG	PF-FO	A	TO	BLK	STL	PTS	AVG
2020-21	DU	15-13	364/24.3	46-105	.438	25-60	.417	26-32	.813	10	33	43	2.9	45-4	17	13	13	15	143	9.5
2021-22	SDSU	31-0	399/12.9	66-157	.420	22-56	.393	44-49	.898	9	54	63	2.0	45-0	18	23	14	21	198	6.4
2023-24	AUB	24-0	506/21.1	66-154	.429	25-65	.385	68-79	.861	23	63	86	3.6	58-0	51	21	10	24	225	9.4
TOTAL FOR AUB		24-0	506/21.1	66-154	.429	25-65	.385	68-79	.861	23	63	86	3.6	58-0	51	21	10	24	225	9.4
TOTAL		70-13	1269/18.1	178-416	.428	72-181	.398	138-160	.863	42	150	192	2.7	148-4	86	57	37	60	566	8.1

12

DENVER JONES
G | 6-4 | 205 | Jr.
New Market, Ala.
(FIU)



SEASON SUPERLATIVES

Points: 19 vs. Vanderbilt (1/31/24)
Field Goals Made: 6 vs. Vanderbilt (1/31/24)
Field Goals Attempted: 11 vs. Vanderbilt (1/31/24)
3-Point FG Made: 4 vs. Vanderbilt (1/31/24)
3-Point Field Goals Attempted: 8 vs. Vanderbilt (1/31/24)
Free Throws Made: 6 vs. USC (12/17/23), vs. Virginia Tech (11/29/23)
Free Throws Att.: 6 vs. USC (12/17/23), vs. Virginia Tech (11/29/23)
Rebounds: 5 vs. UNC Asheville (12/13/23), vs. Virginia Tech (11/29/23)
Assists: 4 at Appalachian State (12/3/23), vs. SE Louisiana (11/10/23)
Blocks: 1 at Arkansas (1/6/24)
Steals: 3 at Alabama (1/24/24)
Minutes Played: 26 at Ole Miss (2/3/24)
Double-Figure Games: 9
20-Point Games: None
10-Rebound Games: None
5-Steal Games: None
Double-Doubles: None
Dunks: 1

CAREER SUPERLATIVES

Points: 30 at Rice (3/4/23)
Field Goals Made: 10 (three times)
Field Goals Attempted: 23 vs. Louisiana Tech (3/8/23)
3-Point Field Goals Made: 7 vs. Southern Miss (2/3/22)
3-Point Field Goals Attempted: 11 at UTSA (1/21/23)
Free Throws Made: 11 vs. UAB (1/7/23)
Free Throws Attempted: 12 vs. Rice (2/19/22)
Rebounds: 13 at Eastern Michigan (12/11/21)
Assists: 6 (three times)
Blocks: 1 (four times)
Steals: 4 (six times)
Minutes Played: 47 at Eastern Michigan (12/11/21)
Double-Figure Games: 54
30-Point Games: 1
20-Point Games: 19
10-Rebound Games: 1
Double-Doubles: 1
Dunks: 10

CAREER HONORS

- 2022-23 All-Conference USA First Team
- Conference USA Freshman of the Week (Dec. 13, 2021)
- 2020-21 Jayhawk Conference Freshman of the Year
- 2020-21 NJCAA All-Region 6 Second Team
- 2020-21 All-Jayhawk Conference First Team

2023-24 GAME-BY-GAME STATISTICS

Opponent	GS	Min.	FG-A	3FG-A	FT-A	O-D-T	PF	A	TO	BLK	STL	PTS
vs. Baylor	*	24	4-10	3-5	2-2	0-1-1	2	2	2	0	1	13
SE Louisiana	*	22	2-5	1-3	3-4	0-2-2	1	4	2	0	0	8
vs. Notre Dame	*	18	1-5	0-2	0-0	0-2-2	0	1	1	0	1	2
vs. St. Bonaventure*		21	3-4	3-3	3-4	1-1-2	0	3	0	0	0	12
Alabama A&M		17	3-6	1-4	1-1	0-2-2	2	0	1	0	1	8
Virginia Tech	*	24	1-4	0-2	6-6	1-4-5	0	1	0	0	1	8
at App State	*	17	0-5	0-3	0-0	1-3-4	0	4	0	0	0	0
vs. Indiana	*	18	3-6	2-4	4-4	0-1-1	0	2	1	0	0	12
vs. UNC Asheville	*	23	4-8	1-4	0-0	0-5-5	2	1	2	0	0	9
USC	*	23	2-4	2-2	6-6	1-2-3	3	1	1	0	1	12
Alabama State	*	23	1-5	0-2	1-1	1-1-2	1	0	2	0	1	3
Chattanooga	*	19	2-5	1-4	0-0	1-2-3	0	2	2	0	1	5
Penn	*	16	4-9	2-7	2-2	1-0-1	1	1	0	0	0	12
at Arkansas	*	19	2-5	1-1	2-3	0-0-0	0	1	0	1	1	7
Texas A&M	*	19	0-4	0-3	2-2	0-0-0	2	1	0	0	2	2
LSU	*	19	2-5	0-1	0-0	0-1-1	0	2	0	0	1	4
at Vanderbilt	*	23	1-5	1-3	0-0	3-1-4	1	2	0	0	1	3
Ole Miss	*	20	2-4	1-2	0-0	0-1-1	1	1	1	0	0	5
at Alabama	*	21	3-8	1-5	2-2	1-1-2	1	1	2	0	3	9
at Mississippi St.		20	2-6	2-3	2-2	0-0-0	1	2	0	0	0	8
Vanderbilt	*	24	6-11	4-8	3-4	0-0-0	0	0	0	0	0	19
at Ole Miss	*	26	4-8	2-5	1-1	2-1-3	1	1	3	0	1	11
Alabama	*	17	1-2	0-1	2-2	0-0-0	0	0	0	0	0	4
at Florida	*	19	3-6	1-2	3-4	1-0-1	0	1	0	0	0	10
South Carolina												
Kentucky												
at Georgia												
at Tennessee												
Mississippi State												
at Missouri												
Georgia												

JONES' CAREER STATISTICS

				Field Goals		3-Point		F-Throws		Rebounds								Scoring		
SEASON	TEAM	GP-GS	MIN/AVG	FG-FGA	FG%	3FG-3FGA	3FG%	FT-FTA	FT%	OFF	DEF	TOT	AVG	PF-FO	A	TO	BLK	STL	PTS	AVG
2021-22	FIU	31-7	832/26.8	114-294	.388	49-142	.345	112-125	.896	22	93	115	3.7	45-0	71	52	2	28	389	12.5
2022-23	FIU	28-28	935/33.4	187-391	.478	59-159	.371	131-155	.845	25	82	107	3.8	45-1	56	90	1	49	564	20.1
2023-24	AUB	24-22	495/20.6	56-140	.400	29-79	.367	45-50	.900	14	31	45	1.9	22-0	34	20	1	16	186	7.8
TOTAL FOR AUB		24-22	495/20.6	56-140	.400	29-79	.367	45-50	.900	14	31	45	1.9	22-0	34	20	1	16	186	7.8
TOTAL		83-57	2263/27.3	357-825	.433	137-380	.361	288-330	.873	61	206	267	3.2	112-1	161	162	4	93	1139	13.7

20

CARTER SOBERA

G | 6-5 | 210 | Sr.
Birmingham, Ala.
Mountain Brook HS



SEASON SUPERLATIVES

Points: None
Field Goals Made: None
Field Goals Attempted:
1 vs. Vanderbilt (1/31/24), vs. Alabama State (12/22/23)
3-Point Field Goals Made: None
3-Point Field Goals Attempted: None
Free Throws Made: None
Free Throws Attempted: None
Rebounds: 1 (three times)
Assists: None
Blocks: None
Steals: None
Minutes Played: 2 (four times)
Double-Figure Games: None
20-Point Games: None
10-Rebound Games: None
5-Steal Games: None
Double-Doubles: None
Dunks: None

CAREER SUPERLATIVES

Points: 3 vs. Alabama (2/1/22)
Field Goals Made: 1 vs. Alabama (2/1/22)
Field Goals Attempted: 1 (three times)
3-Point Field Goals Made: None
3-Point Field Goals Attempted: None
Free Throws Made: 1 vs. Alabama (2/1/22)
Free Throws Attempted: 2 vs. Yale (12/4/21)
Rebounds: 2 vs. Yale (12/4/21)
Assists: None
Blocks: None
Steals: 1 vs. Yale (12/4/21)
Minutes Played: 2 (five times)
20-Point Games: None
10-Rebound Games: None
Double-Doubles: None
Dunks: None

CAREER HONORS

- 2023 NABC Honors Court
- Two-Time SEC Academic Honor Roll (2021-22 and 2022-23)

2023-24 GAME-BY-GAME STATISTICS

Opponent	GS	Min.	FG-A	3FG-A	FT-A	O-D-T	PF	A	TO	BLK	STL	PTS
vs. Baylor	DNP											
SE Louisiana	DNP											
vs. Notre Dame	1	0-0	0-0	0-0	0-0-0	0	0	0	0	0	0	0
vs. St. Bonaventure	DNP											
Alabama A&M	2	0-0	0-0	0-0	0-1-1	0	0	0	0	0	0	0
Virginia Tech	1	0-0	0-0	0-0	0-0-0	0	0	0	0	0	0	0
at App State	DNP											
vs. Indiana	2	0-0	0-0	0-0	0-0-0	0	0	0	0	0	0	0
vs. UNC Asheville	1	0-0	0-0	0-0	0-0-0	0	0	0	0	0	0	0
USC	DNP											
Alabama State	1	0-1	0-0	0-0	0-0-0	0	0	0	0	0	0	0
Chattanooga	2	0-0	0-0	0-0	0-0-0	0	0	0	0	0	0	0
Penn	1	0-0	0-0	0-0	0-0-0	0	0	0	0	0	0	0
at Arkansas	DNP											
Texas A&M	DNP											
LSU	DNP											
at Vanderbilt	DNP											
Ole Miss	1	0-0	0-0	0-0	0-1-1	0	0	0	0	0	0	0
at Alabama	DNP											
at Mississippi St.	DNP											
Vanderbilt	2	0-1	0-0	0-0	1-0-1	0	0	0	0	0	0	0
at Ole Miss	DNP											
Alabama	1	0-0	0-0	0-0	0-0-0	0	0	0	0	0	0	0
at Florida	DNP											
South Carolina												
Kentucky												
at Georgia												
at Tennessee												
Mississippi State												
at Missouri												
Georgia												

SOBERA'S CAREER STATISTICS

				Field Goals		3-Point		F-Throws		Rebounds									Scoring	
SEASON	TEAM	GP-GS	MIN/AVG	FG-FGA	FG%	3FG-3FGA	3FG%	FT-FTA	FT%	OFF	DEF	TOT	AVG	PF-FO	A	TO	BLK	STL	PTS	AVG
2021-22	AUB	4-0	6/1.6	1-1	1.000	0-0	.000	1-3	.333	0	4	4	1.0	1-0	0	1	0	1	3	0.8
2022-23	AUB	3-0	2/0.6	0-0	.000	0-0	.000	0-0	.000	0	0	0	0.0	0-0	0	0	0	0	0	0.0
2023-24	AUB	11-0	16/1.5	0-2	.000	0-0	.000	0-0	.000	1	2	3	0.3	0-0	0	0	0	0	0	0.0
TOTAL		18-0	24/1.3	1-3	.333	0-0	.000	1-3	.333	1	6	7	0.4	1-0	0	1	0	1	3	0.2

23

ADDARIN SCOTT
F | 6-9 | 207 | Jr.
Dallas, Texas
(Navarro College)



SEASON SUPERLATIVES

Points: 2 vs. Ole Miss (1/20/24), vs. Alabama A&M (11/21/23)
Field Goals Made: 1 vs. Vanderbilt (1/31/24), vs. Ole Miss (1/20/24)
Field Goals Attempted: 1 vs. Vanderbilt (1/31/24), vs. Ole Miss (1/20/24)
3-Point Field Goals Made: None
3-Point Field Goals Attempted: None
Free Throws Made: 2 vs. Alabama A&M (11/21/23)
Free Throws Attempted: 2 vs. Alabama A&M (11/21/23)
Rebounds: 2 vs. Chattanooga (12/30/23)
Assists: 1 at Arkansas (1/6/24)
Blocks: 2 vs. Ole Miss (1/20/24)
Steals: None
Minutes Played: 2 (five times)
Double-Figure Games: None
20-Point Games: None
10-Rebound Games: None
5-Steal Games: None
Double-Doubles: None
Dunks: 1

CAREER SUPERLATIVES

Points: 2 vs. Ole Miss (1/20/24), vs. Alabama A&M (11/21/23)
Field Goals Made: 1 vs. Vanderbilt (1/31/24), vs. Ole Miss (1/20/24)
Field Goals Attempted: 1 vs. Vanderbilt (1/31/24), vs. Ole Miss (1/20/24)
3-Point Field Goals Made: None
3-Point Field Goals Attempted: None
Free Throws Made: 2 vs. Alabama A&M (11/21/23)
Free Throws Attempted: 2 vs. Alabama A&M (11/21/23)
Rebounds: 2 vs. Chattanooga (12/30/23)
Assists: 1 at Arkansas (1/6/24)
Blocks: 2 vs. Ole Miss (1/20/24)
Steals: None
Minutes Played: 2 (five times)
Double-Figure Games: None
20-Point Games: None
10-Rebound Games: None
5-Steal Games: None
Double-Doubles: None
Dunks: 1

2023-24 GAME-BY-GAME STATISTICS

Opponent	GS	Min.	FG-A	3FG-A	FT-A	O-D-T	PF	A	TO	BLK	STL	PTS
vs. Baylor	DNP											
SE Louisiana	DNP											
vs. Notre Dame	1		0-0	0-0	0-0	0-0-0	0	0	0	0	0	0
vs. St. Bonaventure	DNP											
Alabama A&M	2		0-0	0-0	2-2	2-0-2	1	0	1	0	0	2
Virginia Tech	1		0-0	0-0	0-0	0-0-0	0	0	0	0	0	0
at App State	DNP											
vs. Indiana	2		0-0	0-0	0-0	0-0-0	0	0	0	0	0	0
vs. UNC Asheville	1		0-0	0-0	0-0	0-0-0	0	0	0	0	0	0
USC	DNP											
Alabama State	1		0-0	0-0	0-0	0-0-0	0	0	0	0	0	0
Chattanooga	2		0-0	0-0	0-0	0-2-2	0	0	0	0	0	0
Penn	1		0-0	0-0	0-0	0-0-0	0	0	0	0	0	0
at Arkansas	2		0-0	0-0	0-0	0-1-1	0	1	0	0	0	0
Texas A&M	DNP											
LSU	DNP											
at Vanderbilt	DNP											
Ole Miss	1		1-1	0-0	0-0	0-0-0	1	0	0	2	0	2
at Alabama	DNP											
at Mississippi St.	DNP											
Vanderbilt	2		1-1	0-0	0-0	0-0-0	2	0	1	0	0	2
at Ole Miss	DNP											
Alabama	1		0-0	0-0	0-0	0-0-0	0	0	0	0	0	0
at Florida	DNP											
South Carolina												
Kentucky												
at Georgia												
at Tennessee												
Mississippi State												
at Missouri												
Georgia												

SCOTT'S CAREER STATISTICS

				Field Goals		3-Point		F-Throws		Rebounds									Scoring	
SEASON	TEAM	GP-GS	MIN/AVG	FG-FGA	FG%	3FG-3FGA	3FG%	FT-FTA	FT%	OFF	DEF	TOT	AVG	PF-FO	A	TO	BLK	STL	PTS	AVG
2023-24	AUB	10-0	14/1.4	0-3	.000	0-0	.000	8-13	.615	0	0	0	0.0	0-0	1	1	0	1	8	0.8
TOTAL		10-0	14/1.4	0-3	.000	0-0	.000	8-13	.615	0	0	0	0.0	0-0	1	1	0	1	8	0.8

24

LIOR BERMAN
G | 6-4 | 210 | Gr.
Birmingham, Ala.
(Mountain Brook HS)



SEASON SUPERLATIVES

Points: 5 (three times)
Field Goals Made: 1 (seven times)
Field Goals Attempted: 4 vs. Chattanooga (12/30/23)
3-Point Field Goals Made: 1 (four times)
3-Point Field Goals Attempted: 2 (three times)
Free Throws Made: 3 vs. Vanderbilt (1/31/24)
Free Throws Attempted: 3 vs. Vanderbilt (1/31/24)
Rebounds: 3 (four times)
Assists: 1 (four times)
Blocks: 1 vs. Alabama A&M (11/21/23)
Steals: None
Minutes Played: 14 at Appalachian State (12/3/23)
Double-Figure Games: None
20-Point Games: None
10-Rebound Games: None
5-Steal Games: None
Double-Doubles: None
Dunks: None

CAREER SUPERLATIVES

Points: 8 (four times)
Field Goals Made: 3 (four times)
Field Goals Attempted: 6 vs. Nebraska (12/11/21)
3-Point Field Goals Made: 2 (six times)
3-Point Field Goals Attempted: 4 (three times)
Free Throws Made: 3 vs. Vanderbilt (1/31/24)
Free Throws Attempted: 3 vs. Vanderbilt (1/31/24)
Rebounds: 4 vs. Texas A&M (1/25/23), vs. North Alabama (12/14/21)
Assists: 1 (13 times)
Blocks: 1 vs. Alabama A&M (11/21/23), vs. North Alabama (12/14/21)
Steals: 1 (13 times)
Minutes Played: 19 vs. Nebraska (12/11/21)
Double-Figure Games: None
20-Point Games: None
10-Rebound Games: None
Double-Doubles: None
Dunks: 1

CAREER HONORS

- Three-Time SEC Academic Honor Roll (2020-21, 2021-22 and 2022-23)
- 2022 CSC Academic All-District Team
- Three-Time NABC Honors Court (2021, 2022 and 2023)
- 2019-20 First-Year SEC Academic Honor Roll

2023-24 GAME-BY-GAME STATISTICS

Opponent	GS	Min.	FG-A	3FG-A	FT-A	O-D-T	PF	A	TO	BLK	STL	PTS
vs. Baylor		4	0-0	0-0	0-0	0-0-0	1	0	0	0	0	0
SE Louisiana		2	0-1	0-1	0-0	0-0-0	0	0	0	0	0	0
vs. Notre Dame		5	0-0	0-0	0-0	1-2-3	2	0	0	0	0	0
vs. St. Bonaventure	DNP											
Alabama A&M		6	0-0	0-0	0-2	0-1-1	0	0	0	1	0	0
Virginia Tech		5	0-0	0-0	0-0	0-1-1	0	0	0	0	0	0
at App State		14	1-2	0-1	0-0	3-0-3	0	0	0	0	0	2
vs. Indiana		8	1-3	1-2	0-0	0-1-1	1	1	0	0	0	3
vs. UNC Asheville		9	2-3	1-2	0-0	0-1-1	1	0	0	0	0	5
USC		7	1-1	0-0	1-2	1-0-1	2	1	0	0	0	3
Alabama State		7	0-0	0-0	2-2	1-1-2	0	0	1	0	0	2
Chattanooga		7	0-4	0-1	1-2	1-2-3	1	0	0	0	0	1
Penn		5	0-0	0-0	0-0	0-0-0	0	0	0	0	0	0
at Arkansas		6	1-2	0-1	0-0	0-1-1	1	1	0	0	0	2
Texas A&M		2	0-0	0-0	0-0	0-0-0	0	0	0	0	0	0
LSU		4	0-1	0-1	0-0	0-0-0	0	0	1	0	0	0
at Vanderbilt		5	1-1	1-1	2-2	1-1-2	1	0	0	0	0	5
Ole Miss		10	1-2	1-2	1-2	1-2-3	3	0	0	0	0	4
at Alabama		7	0-2	0-0	0-0	1-0-1	0	0	0	0	0	0
at Mississippi St.		3	0-1	0-0	0-0	0-1-1	0	0	0	0	0	0
Vanderbilt		8	1-2	0-0	3-3	0-2-2	1	0	0	0	0	5
at Ole Miss		2	0-0	0-0	0-0	0-0-0	0	0	0	0	0	0
Alabama		5	0-1	0-0	0-0	0-0-0	2	1	0	0	0	0
at Florida		1	0-1	0-1	0-0	0-0-0	0	0	0	0	0	0
South Carolina												
Kentucky												
at Georgia												
at Tennessee												
Mississippi State												
at Missouri												
Georgia												

BERMAN'S CAREER STATISTICS

				Field Goals		3-Point		F-Throws		Rebounds								Scoring		
SEASON	TEAM	GP-GS	MIN/AVG	FG-FGA	FG%	3FG-3FGA	3FG%	FT-FTA	FT%	OFF	DEF	TOT	AVG	PF-FO	A	TO	BLK	STL	PTS	AVG
2019-20	AUB	2-0	3/1.4	0-1	.000	0-0	.000	0-0	.000	0	0	0	0.0	0-0	0	0	0	0	0	0.0
2020-21	AUB	11-0	29/2.7	4-12	.333	4-11	.364	1-1	1.000	0	2	2	0.2	1-0	0	0	0	0	13	1.2
2021-22	AUB	20-0	166/8.3	16-40	.400	8-17	.471	0-1	.000	8	6	14	0.7	18-0	6	3	1	5	40	2.0
2022-23	AUB	25-0	236/9.4	20-49	.408	11-31	.355	3-5	.600	12	17	29	1.2	31-0	3	8	0	8	54	2.2
2023-24	AUB	23-0	137/6.0	9-27	.333	4-13	.308	10-15	.667	10	16	26	1.1	16-0	4	2	1	0	32	1.4
TOTAL		81-0	570/7.0	49-129	.380	27-72	.375	14-22	.636	30	41	71	0.9	66-0	13	13	2	13	139	1.7

31

CHANEY JOHNSON
F | 6-7 | 220 | Jr.
Alabaster, Ala.
(UAH)



SEASON SUPERLATIVES

Points: 15 vs. Alabama A&M (11/21/23)
Field Goals Made: 6 vs. Alabama A&M (11/21/23)
Field Goals Attempted: 11 vs. Southeastern Louisiana (11/10/23)
3-Point Field Goals Made: 1 (four times)
3-Point Field Goals Attempted: 3 vs. Southeastern Louisiana (11/10/23)
Free Throws Made: 3 vs. Alabama A&M (11/21/23)
Free Throws Attempted:
4 vs. Alabama State (12/22/23), vs. Alabama A&M (11/21/23)
Rebounds: 11 vs. Southeastern Louisiana (11/10/23)
Assists: 2 (three times)
Blocks: 2 vs. Virginia Tech (11/29/23)
Steals: 3 vs. Chattanooga (12/30/23)
Minutes Played: 20 vs. Chattanooga (12/30/23), vs. UNC Asheville (12/13/23)
Double-Figure Games: 1
20-Point Games: None
10-Rebound Games: 2
5-Steal Games: None
Double-Doubles: None
Dunks: 10

CAREER SUPERLATIVES (DIVISION II and DIVISION I)

Points: 35 vs. Embry-Riddle (11/7/21)
Field Goals Made: 13 vs. Embry-Riddle (11/7/21)
Field Goals Attempted: 23 vs. Lee (2/12/22)
3-Point Field Goals Made: 5 vs. Embry-Riddle (11/7/21)
3-Point Field Goals Attempted: 6 vs. Embry-Riddle (11/7/21)
Free Throws Made: 10 vs. Mississippi College (2/4/23)
Free Throws Attempted: 14 vs. Mississippi College (2/4/23)
Rebounds: 12 vs. Lee (12/2/22), vs. West Georgia (3/1/22)
Assists: 6 vs. Montevallo (1/18/23)
Blocks: 3 at Nova Southeastern (3/14/23), Christian Brothers (1/13/22)
Steals: 4 vs. Union (3/6/22)
Minutes Played: 38 at West Alabama (11/28/22)
Double-Figure Games: 68
30-Point Games: 1
20-Point Games: 17
10-Rebound Games: 8
Double-Doubles: 5
Dunks: 74

CAREER HONORS

- 2023 Alabama Sports Writers Association Small College Athlete of the Year
- 2023 Gulf South Conference Player of the Year
- Two-Time NABC Division II All-District South Team (2022 and 2023)
- Two-Time All-Gulf South Conference First Team (2022 and 2023)
- Three-Time GSC Academic Honor Roll (2020-21, 2021-22, 2022-23)

2023-24 GAME-BY-GAME STATISTICS

Opponent	GS	Min.	FG-A	3FG-A	FT-A	O-D-T	PF	A	TO	BLK	STL	PTS
vs. Baylor	13	1-3	0-0	0-0	1-2-3	2	1	0	0	0	2	
SE Louisiana	18	2-11	0-3	0-0	7-4-11	1	1	3	1	1	4	
vs. Notre Dame	13	2-2	0-0	0-0	0-4-4	5	1	0	0	0	4	
vs. St. Bonaventure	19	0-3	0-2	0-0	0-5-5	2	0	2	0	2	0	
Alabama A&M	17	6-8	0-1	3-4	0-4-4	3	0	1	1	2	15	
Virginia Tech	18	1-4	1-1	0-0	1-2-3	3	1	2	2	0	3	
at App State	18	1-1	0-0	0-2	1-3-4	2	0	0	0	1	2	
vs. Indiana	7	0-0	0-0	0-0	0-0-0	4	0	0	0	0	0	
vs. UNC Asheville	20	3-5	0-1	2-2	2-2-4	4	2	0	1	0	8	
USC	14	1-3	0-1	1-1	1-2-3	2	0	1	0	1	3	
Alabama State	18	1-2	0-0	2-4	3-2-5	2	1	1	0	0	4	
Chattanooga	20	3-4	1-1	0-0	1-4-5	2	2	2	1	3	7	
Penn	14	0-2	0-1	0-0	1-0-1	0	0	1	0	0	0	
at Arkansas	15	2-5	1-1	0-0	0-3-3	3	0	0	0	0	5	
Texas A&M	5	0-3	0-1	0-0	1-1-2	3	0	2	0	0	0	
LSU	15	3-4	1-2	0-0	0-1-1	1	0	1	0	1	7	
at Vanderbilt	11	0-2	0-1	0-0	0-1-1	3	0	0	1	1	0	
Ole Miss	18	3-4	0-0	0-0	0-5-5	2	2	1	1	0	6	
at Alabama	11	0-1	0-0	0-0	0-2-2	2	0	0	0	1	0	
at Mississippi St.	14	3-4	0-1	2-2	1-1-2	0	0	0	1	0	8	
Vanderbilt	10	1-3	0-2	0-0	1-1-2	3	1	2	0	0	2	
at Ole Miss	12	2-2	0-0	0-0	1-3-4	2	0	1	0	0	4	
Alabama	7	0-0	0-0	0-0	0-2-2	4	0	0	0	1	0	
at Florida	18	3-4	0-1	3-3	3-7-10	3	0	1	0	0	9	
South Carolina												
Kentucky												
at Georgia												
at Tennessee												
Mississippi State												
at Missouri												
Georgia												

JOHNSON'S CAREER STATISTICS (DIVISION II and DIVISION I)

				Field Goals		3-Point		F-Throws		Rebounds				Scoring						
SEASON	TEAM	GP-GS	MIN/AVG	FG-FGA	FG%	3FG-3FGA	3FG%	FT-FTA	FT%	OFF	DEF	TOT	AVG	PF-FO	A	TO	BLK	STL	PTS	AVG
2020-21	UAH	19-0	220/11.6	31-72	.431	11-28	.393	10-20	.500	12	25	37	1.9	31-0	4	19	2	6	83	4.4
2021-22	UAH	33-31	781/23.7	218-372	.586	32-69	.464	86-115	.748	61	126	187	5.7	100-9	39	75	22	26	554	16.8
2022-23	UAH	35-35	891/25.5	203-392	.518	24-81	.296	128-167	.766	49	182	231	6.6	69-1	55	74	18	39	558	15.9
2023-24	AUB	24-0	349/14.5	38-80	.475	4-20	.200	13-18	.722	25	61	86	3.6	58-1	12	21	9	14	93	3.9
TOTAL FOR AUB		24-0	349/14.5	38-80	.475	4-20	.200	13-18	.722	25	61	86	3.6	58-1	12	21	9	14	93	3.9
TOTAL		111-66	2241/20.2	490-916	.535	71-198	.359	237-320	.741	147	394	541	4.9	258-11	110	189	51	85	1288	11.6

44

DYLAN CARDWELL

G | 6-11 | 255 | Sr.
Augusta, Ga.
(McEachern HS)



SEASON SUPERLATIVES

Points: 12 vs. Ole Miss (1/20/24), at Vanderbilt (1/17/24)
Field Goals Made: 5 vs. Ole Miss (1/20/24)
Field Goals Attempted: 7 at Vanderbilt (1/17/24)
3-Point Field Goals Made: None
3-Point Field Goals Attempted: 1 vs. Vanderbilt (1/31/24), vs. USC (12/17/23)
Free Throws Made: 6 vs. St. Bonaventure (11/17/23)
Free Throws Attempted: 6 vs. St. Bonaventure (11/17/23)
Rebounds: 9 vs. Chattanooga (12/30/23), vs. Alabama A&M (11/21/23)
Assists: 4 vs. Baylor (11/7/23)
Blocks: 5 vs. LSU (1/13/24), vs. Baylor (11/7/23)
Steals: 3 vs. USC (12/17/23)
Minutes Played: 18 (three times)
Double-Figure Games: 3
20-Point Games: None
10-Rebound Games: None
5-Block Games: 2
Double-Doubles: None
Dunks: 30

CAREER SUPERLATIVES

Points: 12 vs. Ole Miss (1/20/24), at Vanderbilt (1/17/24)
Field Goals Made: 5 (three times)
Field Goals Attempted: 8 vs. Missouri (2/14/23)
3-Point Field Goals Made: 1 vs. Mississippi State (3/6/21)
3-Point Field Goals Attempted: 1 (five times)
Free Throws Made: 6 vs. St. Bonaventure (11/17/23), vs. Missouri (1/26/21)
Free Throws Attempted: 7 vs. Missouri (1/26/21)
Rebounds: 10 vs. Missouri (2/14/23)
Assists: 4 vs. Baylor (11/7/23)
Blocks: 5 (four times)
Steals: 4 at South Carolina (1/4/22)
Minutes Played: 29 vs. Ole Miss (2/6/21)
Double-Figure Games: 5
20-Point Games: None
10-Rebound Games: 1
5-Block Games: 4
Double-Doubles: None
Dunks: 97

CAREER HONORS

- 2022-23 CSC Academic All-District Team
- 2023 NABC Honors Court
- 2021-22 SEC Community Service Team
- Two-Time SEC Academic Honor Roll (2021-22 and 2022-23)
- 2020-21 First-Year SEC Academic Honor Roll

2023-24 GAME-BY-GAME STATISTICS

Opponent	GS	Min.	FG-A	3FG-A	FT-A	O-D-T	PF	A	TO	BLK	STL	PTS
vs. Baylor	14	2-3	0-0	1-3	2-2-4	4	4	0	5	1	5	
SE Louisiana	16	3-3	0-0	0-0	2-2-4	3	0	0	1	0	6	
vs. Notre Dame	15	1-2	0-0	0-0	1-0-1	2	1	4	1	2	2	
vs. St. Bonaventure	16	1-2	0-0	6-6	2-2-4	3	2	0	0	0	8	
Alabama A&M	17	3-5	0-0	0-0	5-4-9	0	2	3	2	1	6	
Virginia Tech	12	0-0	0-0	2-5	0-0-0	1	2	0	0	0	2	
at App State	13	2-3	0-0	0-0	3-1-4	3	0	1	0	0	4	
vs. Indiana	17	1-2	0-0	0-0	4-4-8	1	0	0	0	1	2	
vs. UNC Asheville	18	3-6	0-0	0-0	1-0-1	2	0	0	1	0	6	
USC	17	4-5	0-1	3-4	2-3-5	3	2	0	2	3	11	
Alabama State	16	2-2	0-0	0-0	0-1-1	1	0	0	2	1	4	
Chattanooga	18	3-5	0-0	1-2	4-5-9	1	1	1	3	1	7	
Penn	9	3-3	0-0	0-0	1-2-3	4	0	0	0	0	6	
at Arkansas	13	3-3	0-0	0-2	3-5-8	3	0	0	2	0	6	
Texas A&M	12	3-3	0-0	0-0	1-4-5	2	2	0	0	1	6	
LSU	17	1-2	0-0	3-4	3-3-6	2	3	1	5	1	5	
at Vanderbilt	15	4-7	0-0	4-4	3-3-6	1	0	1	2	1	12	
Ole Miss	18	5-6	0-0	2-2	2-1-3	1	3	4	0	1	12	
at Alabama	14	1-2	0-0	0-0	2-1-3	3	1	1	3	1	2	
at Mississippi St.	6	0-0	0-0	0-0	0-0-0	4	0	0	1	0	0	
Vanderbilt	13	0-2	0-1	0-2	0-3-3	2	0	0	0	1	0	
at Ole Miss	14	0-1	0-0	0-0	1-1-2	0	1	0	2	1	0	
Alabama	13	1-1	0-0	2-2	0-3-3	4	0	0	3	0	4	
at Florida	11	2-2	0-0	0-1	4-0-4	3	1	2	0	0	4	
South Carolina												
Kentucky												
at Georgia												
at Tennessee												
Mississippi State												
at Missouri												
Georgia												

CARDWELL'S CAREER STATISTICS

				Field Goals		3-Point		F-Throws		Rebounds									Scoring	
SEASON	TEAM	GP-GS	MIN/AVG	FG-FGA	FG%	3FG-3FGA	3FG%	FT-FTA	FT%	OFF	DEF	TOT	AVG	PF-FO	A	TO	BLK	STL	PTS	AVG
2020-21	AUB	27-0	409/15.1	43-61	.705	1-1	1.000	16-28	.571	49	49	98	3.6	57-1	13	41	17	12	103	3.8
2021-22	AUB	34-0	394/11.6	49-71	.690	0-1	.000	4-10	.400	53	49	102	3.0	60-0	18	9	42	18	102	3.0
2022-23	AUB	32-1	428/13.4	56-75	.747	0-1	.000	7-22	.318	54	66	120	3.8	64-0	35	20	43	9	119	3.7
2023-24	AUB	24-1	349/14.5	48-70	.686	0-2	.000	24-37	.649	46	50	96	4.0	53-0	23	18	35	16	120	5.0
TOTAL		117-2	1580/13.5	196-277	.708	1-5	.200	51-97	.526	202	214	416	3.6	234-1	89	88	137	55	444	3.8

2023-24 OVERALL STATISTICS

Game Records

Record	Overall	Home	Away	Neutral
ALL GAMES	19-5	12-0	3-4	4-1
CONFERENCE	8-3	5-0	3-3	0-0
NON-CONFERENCE	11-2	7-0	0-1	4-1

Score by Periods

Team	1st	2nd	OT	TOT
Auburn	977	999	0	1976
Opponents	731	880	0	1611

Team Box Score

No.	Player				Total		3-Point		F-Throw		Rebounds													
		GP-GS	MIN	AVG	FG-FGA	FG%	3FG-3FGA	3FG%	FT-FTA	FT%	OFF	DEF	TOT	AVG	PF	DQ	A	TO	BLK	STL	PTS	AVG		
4	BROOME, Johni	24-23	583:33	24.3	147-265	.555	16-47	.340	73-120	.608	58	149	207	8.6	58	2	48	38	57	25	383	16.0		
2	WILLIAMS, Jaylin	24-24	584:07	24.3	113-194	.582	24-61	.393	61-75	.813	32	88	120	5.0	36	0	47	29	12	18	311	13.0		
10	BAKER-MAZARA, Chad	24-0	505:42	21.1	66-154	.429	25-65	.385	68-79	.861	23	63	86	3.6	58	0	51	21	10	24	225	9.4		
1	HOLLOWAY, Aden	24-17	493:11	20.5	62-202	.307	43-140	.307	35-46	.761	6	30	36	1.5	31	0	70	22	1	7	202	8.4		
12	JONES, Denver	24-22	495:25	20.6	56-140	.400	29-79	.367	45-50	.900	14	31	45	1.9	22	0	34	20	1	16	186	7.8		
0	JOHNSON, K.D.	24-1	428:06	17.8	56-145	.386	18-66	.273	49-64	.766	7	37	44	1.8	57	1	32	20	5	31	179	7.5		
3	DONALDSON, Tre	24-8	470:10	19.6	66-132	.500	19-50	.380	24-27	.889	11	54	65	2.7	23	0	83	38	0	20	175	7.3		
44	CARDWELL, Dylan	24-1	348:56	14.5	48-70	.686	0-2	.000	24-37	.649	46	50	96	4.0	53	0	23	18	35	16	120	5.0		
31	JOHNSON, Chaney	24-0	348:33	14.5	38-80	.475	4-20	.200	13-18	.722	25	61	86	3.6	58	1	12	21	9	14	93	3.9		
5	MOORE, Chris	24-24	342:42	14.3	19-50	.380	3-18	.167	15-19	.789	19	19	38	1.6	26	0	20	14	10	8	56	2.3		
24	BERMAN, Lior	23-0	137:07	6.0	9-27	.333	4-13	.308	10-15	.667	10	16	26	1.1	16	0	4	2	1	0	32	1.4		
21	MUSCHALEK, Blake	10-0	14:26	1.4	0-3	.000	0-0	.000	8-13	.615	0	0	0	0.0	0	0	1	1	0	1	8	0.8		
23	SCOTT, Addarin	12-0	18:03	1.5	2-2	1.000	0-0	.000	2-2	1.000	2	3	5	0.4	4	0	1	2	3	0	6	0.5		
42	ALEXANDER, Haston	1-0	01:31	1.5	0-0	.000	0-0	.000	0-0	.000	0	1	1	1.0	1	0	0	0	0	0	0	0.0		
20	SOBERA, Carter	11-0	15:58	1.5	0-2	.000	0-0	.000	0-0	.000	1	2	3	0.3	0	0	0	0	0	0	0	0.0		
55	HARPER, Jalen	9-0	12:32	1.4	0-6	.000	0-2	.000	0-0	.000	0	0	0	0.0	2	0	1	0	0	0	0	0.0		
Team											36	50	86				7							
Total		24	4800		682-1472	.463	185-563	.329	427-565	.756	290	654	944	39.3	445	4	427	253	144	180	1976	82.3		
Opponents		24	4800		535-1406	.381	151-502	.301	390-528	.739	275	554	829	34.5	455	11	240	323	76	156	1611	67.1		

Team Statistics

	AUB	OPP
Scoring	1976	1611
Points per game	82.3	67.1
Scoring margin	+15.2	-
Field goals-att	682-1472	535-1406
Field goal pct	.463	.381
3 point fg-att	185-563	151-502
3-point FG pct	.329	.301
3-pt FG made per game	7.7	6.3
Free throws-att	427-565	390-528
Free throw pct	.756	.739
F-Throws made per game	17.8	16.3
Rebounds	944	829
Rebounds per game	39.3	34.5
Rebounding margin	+4.8	-
Assists	427	240
Assists per game	17.8	10.0
Turnovers	253	323
Turnovers per game	10.5	13.5
Turnover margin	+2.9	-
Assist/turnover ratio	1.7	0.7
Steals	180	156
Steals per game	7.5	6.5
Blocks	144	76
Blocks per game	6.0	3.2
Winning streak	0	-
Home win streak	12	-
Attendance	109452	76424
Home games-Avg/Game	12-9121	7-10918
Neutral site-Avg/Game	-	5-5716

Team Results

Date	Opponent		Score	Att.
11/07/2023	vs Baylor	L	82-88	3028
11/10/2023	Southeastern La.	W	86-71	9121
11/16/2023	vs Notre Dame	W	83-59	5524
11/17/2023	vs St. Bonaventure	W	77-60	4849
11/21/2023	Alabama A&M	W	84-54	9121
11/29/2023	Virginia Tech	W	74-57	9121
12/03/2023	at App State	L	64-69	7037
12/09/2023	vs Indiana	W	104-76	8623
12/13/2023	vs UNC Asheville	W	87-62	6556
12/17/2023	Southern California	W	91-75	9121
12/22/2023	Alabama St.	W	82-62	9121
12/30/2023	Chattanooga	W	101-66	9121
01/02/2024	Penn	W	88-68	9121
01/06/2024	at Arkansas	W	83-51	19200
01/09/2024	Texas A&M	W	66-55	9121
01/13/2024	LSU	W	93-78	9121
01/17/2024	at Vanderbilt	W	80-65	7099
01/20/2024	Ole Miss	W	82-59	9121
01/24/2024	at Alabama	L	75-79	13474
01/27/2024	at Mississippi St.	L	58-64	9175
01/31/2024	Vanderbilt	W	81-54	9121
02/03/2024	at Ole Miss	W	91-77	9631
02/07/2024	Alabama	W	99-81	9121
02/10/2024	at Florida	L	65-81	10808

2023-24 CONFERENCE STATISTICS

Game Records

Record	Overall	Home	Away	Neutral
ALL GAMES	8-3	5-0	3-3	0-0
CONFERENCE	8-3	5-0	3-3	0-0
NON-CONFERENCE	0-0	0-0	0-0	0-0

Score by Periods

Team	1st	2nd	OT	TOT
Auburn	409	464	0	873
Opponents	356	388	0	744

Team Box Score

No.	Player				Total		3-Point		F-Throw		Rebounds													
		GP-GS	MIN	AVG	FG-FGA	FG%	3FG-3FGA	3FG%	FT-FTA	FT%	OFF	DEF	TOT	AVG	PF	DQ	A	TO	BLK	STL	PTS	AVG		
4	BROOME, Johni	11-11	284:25	25.9	68-125	.544	9-21	.429	33-49	.673	24	70	94	8.5	26	1	27	16	31	15	178	16.2		
2	WILLIAMS, Jaylin	11-11	298:57	27.2	57-98	.582	12-29	.414	36-43	.837	13	43	56	5.1	18	0	21	15	4	6	162	14.7		
10	BAKER-MAZARA, Chad	11-0	252:22	22.9	31-75	.413	13-32	.406	31-37	.838	10	34	44	4.0	33	0	25	14	5	13	106	9.6		
12	JONES, Denver	11-10	227:23	20.7	26-64	.406	13-34	.382	17-20	.850	7	5	12	1.1	10	0	12	6	1	9	82	7.5		
0	JOHNSON, K.D.	11-1	211:10	19.2	24-70	.343	6-28	.214	26-35	.743	2	17	19	1.7	24	0	14	11	2	15	80	7.3		
3	DONALDSON, Tre	11-5	231:46	21.1	29-58	.500	7-20	.350	12-13	.923	4	28	32	2.9	9	0	38	20	0	11	77	7.0		
1	HOLLOWAY, Aden	11-6	203:30	18.5	20-79	.253	13-58	.224	12-17	.706	4	15	19	1.7	13	0	19	9	0	3	65	5.9		
44	CARDWELL, Dylan	11-0	149:07	13.6	20-29	.690	0-1	.000	11-17	.647	19	24	43	3.9	25	0	11	9	19	6	51	4.6		
31	JOHNSON, Chaney	11-0	137:25	12.5	17-32	.531	2-9	.222	5-5	1.000	7	27	34	3.1	26	0	3	8	3	4	41	3.7		
24	BERMAN, Lior	11-0	55:27	5.0	4-13	.308	2-6	.333	6-7	.857	3	7	10	0.9	8	0	2	1	0	0	16	1.5		
23	SCOTT, Addarin	4-0	06:19	1.6	2-2	1.000	0-0	.000	0-0	.000	0	1	1	0.3	3	0	1	1	2	0	4	1.0		
5	MOORE, Chris	11-11	128:09	11.6	4-19	.211	2-8	.250	0-0	.000	8	6	14	1.3	9	0	5	5	4	4	10	0.9		
21	MUSCHALEK, Blake	3-0	04:40	1.6	0-0	.000	0-0	.000	1-2	.500	0	0	0	0.0	0	0	1	1	0	0	1	0.3		
55	HARPER, Jalen	3-0	04:40	1.6	0-1	.000	0-0	.000	0-0	.000	0	0	0	0.0	1	0	1	0	0	0	0	0.0		
20	SOBERA, Carter	3-0	04:40	1.6	0-1	.000	0-0	.000	0-0	.000	1	1	2	0.7	0	0	0	0	0	0	0	0.0		
Team											22	19	41					3						
Total		11	2200		302-666	.453	79-246	.321	190-245	.776	124	297	421	38.3	205	1	180	119	71	86	873	79.4		
Opponents		11	2200		245-659	.372	71-235	.302	183-250	.732	146	258	404	36.7	206	3	110	146	43	73	744	67.6		

Team Statistics

	AUB	OPP
Scoring	873	744
Points per game	79.4	67.6
Scoring margin	+11.7	-
Field goals-att	302-666	245-659
Field goal pct	.453	.372
3 point fg-att	79-246	71-235
3-point FG pct	.321	.302
3-pt FG made per game	7.2	6.5
Free throws-att	190-245	183-250
Free throw pct	.776	.732
F-Throws made per game	17.3	16.6
Rebounds	421	404
Rebounds per game	38.3	36.7
Rebounding margin	+1.5	-
Assists	180	110
Assists per game	16.4	10.0
Turnovers	119	146
Turnovers per game	10.8	13.3
Turnover margin	+2.5	-
Assist/turnover ratio	1.5	0.8
Steals	86	73
Steals per game	7.8	6.6
Blocks	71	43
Blocks per game	6.5	3.9
Winning streak	0	-
Home win streak	5	-
Attendance	45605	69387
Home games-Avg/Game	5-9121	6-11565
Neutral site-Avg/Game	-	0-0

Team Results

Date	Opponent		Score	Att.
01/06/2024	at Arkansas	W	83-51	19200
01/09/2024	Texas A&M	W	66-55	9121
01/13/2024	LSU	W	93-78	9121
01/17/2024	at Vanderbilt	W	80-65	7099
01/20/2024	Ole Miss	W	82-59	9121
01/24/2024	at Alabama	L	75-79	13474
01/27/2024	at Mississippi St.	L	58-64	9175
01/31/2024	Vanderbilt	W	81-54	9121
02/03/2024	at Ole Miss	W	91-77	9631
02/07/2024	Alabama	W	99-81	9121
02/10/2024	at Florida	L	65-81	10808

TEAM AND OPPONENT SUPERLATIVES

AUBURN GAME HIGHS

Auburn - Game Highs

POINTS	104	vs Indiana (N) (12/09/2023)
	101	Chattanooga (12/30/2023)
	99	Alabama (02/07/2024)
	93	LSU (01/13/2024)
	91	at Ole Miss (02/03/2024)
	91	Southern California (12/17/2023)
FIELD GOALS MADE	37	Chattanooga (12/30/2023)
	35	at Ole Miss (02/03/2024)
	35	vs Indiana (N) (12/09/2023)
FIELD GOAL ATTEMPTS	72	vs Indiana (N) (12/09/2023)
	70	at Arkansas (01/06/2024)
	70	Southeastern La. (11/10/2023)
FIELD GOAL PERCENTAGE	.582 (32-55)	Ole Miss (01/20/2024)
	.561 (37-66)	Chattanooga (12/30/2023)
3 PT FG MADE	14	vs Indiana (N) (12/09/2023)
	12	at Ole Miss (02/03/2024)
	12	Penn (01/02/2024)
3 PT FG ATTEMPTS	35	Penn (01/02/2024)
	32	Southeastern La. (11/10/2023)
3 PT FG PERCENTAGE	.483 (14-29)	vs Indiana (N) (12/09/2023)
	.474 (9-19)	vs Baylor (N) (11/07/2023)
FREE THROWS MADE	40	Alabama (02/07/2024)
	27	LSU (01/13/2024)
FREE THROW ATTEMPTS	50	Alabama (02/07/2024)
	36	Virginia Tech (11/29/2023)
	36	Alabama A&M (11/21/2023)
FREE THROW PERCENTAGE	.909 (10-11)	Ole Miss (01/20/2024)
	.875 (14-16)	at Mississippi St. (01/27/2024)
REBOUNDS	48	at App State (12/03/2023)
	48	Alabama A&M (11/21/2023)
ASSISTS	25	at Ole Miss (02/03/2024)
	25	vs Indiana (N) (12/09/2023)
STEALS	15	LSU (01/13/2024)
	13	Alabama (02/07/2024)
BLOCKED SHOTS	12	Alabama (02/07/2024)
	10	at Alabama (01/24/2024)
	10	vs Baylor (N) (11/07/2023)
TURNOVERS	18	Alabama St. (12/22/2023)
	16	Ole Miss (01/20/2024)
FOULS	32	vs Baylor (N) (11/07/2023)
	28	Alabama (02/07/2024)

OPPONENT GAME HIGHS

Opponent - Game Highs

POINTS	88	vs Baylor (N) (11/07/2023)
	81	at Florida (02/10/2024)
	81	Alabama (02/07/2024)
	79	at Alabama (01/24/2024)
	78	LSU (01/13/2024)
FIELD GOALS MADE	28	at Ole Miss (02/03/2024)
	27	at Florida (02/10/2024)
FIELD GOAL ATTEMPTS	68	at Alabama (01/24/2024)
	67	at Florida (02/10/2024)
FIELD GOAL PERCENTAGE	.452 (28-62)	at Ole Miss (02/03/2024)
	.451 (23-51)	vs UNC Asheville (N) (12/13/2023)
3 PT FG MADE	11	at Alabama (01/24/2024)
	11	Chattanooga (12/30/2023)
3 PT FG ATTEMPTS	33	Chattanooga (12/30/2023)
	30	at Alabama (01/24/2024)
3 PT FG PERCENTAGE	.474 (9-19)	vs Baylor (N) (11/07/2023)
	.471 (8-17)	at App State (12/03/2023)
FREE THROWS MADE	28	Alabama (02/07/2024)
	27	vs Baylor (N) (11/07/2023)
FREE THROW ATTEMPTS	35	Alabama (02/07/2024)
	34	vs Baylor (N) (11/07/2023)
FREE THROW PERCENTAGE	.875 (14-16)	Alabama St. (12/22/2023)
	.846 (11-13)	vs St. Bonaventure (N) (11/17/2023)
REBOUNDS	46	at Alabama (01/24/2024)
	45	at Mississippi St. (01/27/2024)
ASSISTS	20	at Ole Miss (02/03/2024)
	16	Chattanooga (12/30/2023)
STEALS	14	Alabama St. (12/22/2023)
	11	Texas A&M (01/09/2024)
BLOCKED SHOTS	7	at Florida (02/10/2024)
	6	at Ole Miss (02/03/2024)
TURNOVERS	21	Virginia Tech (11/29/2023)
	19	Texas A&M (01/09/2024)
FOULS	33	Alabama (02/07/2024)
	26	Alabama A&M (11/21/2023)

AUBURN GAME LOWS

Auburn - Game Lows

POINTS	58	at Mississippi St. (01/27/2024)
	64	at App State (12/03/2023)
	65	at Florida (02/10/2024)
	66	Texas A&M (01/09/2024)
	74	Virginia Tech (11/29/2023)
FIELD GOALS MADE	19	at Mississippi St. (01/27/2024)
	20	Texas A&M (01/09/2024)
FIELD GOAL ATTEMPTS	51	Texas A&M (01/09/2024)
	52	vs St. Bonaventure (N) (11/17/2023)
FIELD GOAL PERCENTAGE	.339 (19-56)	at Mississippi St. (01/27/2024)
	.387 (24-62)	Virginia Tech (11/29/2023)
3 PT FG MADE	2	Virginia Tech (11/29/2023)
	3	at Florida (02/10/2024)
	3	at App State (12/03/2023)
3 PT FG ATTEMPTS	16	Virginia Tech (11/29/2023)
	17	at Florida (02/10/2024)
3 PT FG PERCENTAGE	.111 (3-27)	at App State (12/03/2023)
	.125 (2-16)	Virginia Tech (11/29/2023)
FREE THROWS MADE	8	at Arkansas (01/06/2024)
	9	at Ole Miss (02/03/2024)
	9	at App State (12/03/2023)
FREE THROW ATTEMPTS	11	Ole Miss (01/20/2024)
	11	at Arkansas (01/06/2024)
FREE THROW PERCENTAGE	.474 (9-19)	at App State (12/03/2023)
	.538 (14-26)	at Florida (02/10/2024)
REBOUNDS	29	Ole Miss (01/20/2024)
	30	at Mississippi St. (01/27/2024)
ASSISTS	10	at Florida (02/10/2024)
	11	at Alabama (01/24/2024)
STEALS	1	at Florida (02/10/2024)
	3	at App State (12/03/2023)
BLOCKED SHOTS	2	at Florida (02/10/2024)
	2	at App State (12/03/2023)
TURNOVERS	3	vs Indiana (N) (12/09/2023)
	5	Alabama (02/07/2024)
FOULS	11	Penn (01/02/2024)
	13	Alabama St. (12/22/2023)

OPPONENT GAME LOWS

Opponent - Game Lows

POINTS	51	at Arkansas (01/06/2024)
	54	Vanderbilt (01/31/2024)
	54	Alabama A&M (11/21/2023)
	55	Texas A&M (01/09/2024)
	57	Virginia Tech (11/29/2023)
FIELD GOALS MADE	14	Virginia Tech (11/29/2023)
	15	Vanderbilt (01/31/2024)
FIELD GOAL ATTEMPTS	51	vs UNC Asheville (N) (12/13/2023)
	51	at App State (12/03/2023)
	51	Virginia Tech (11/29/2023)
FIELD GOAL PERCENTAGE	.268 (15-56)	Vanderbilt (01/31/2024)
	.275 (14-51)	Virginia Tech (11/29/2023)
3 PT FG MADE	2	vs Notre Dame (N) (11/16/2023)
	3	Texas A&M (01/09/2024)
	3	Alabama A&M (11/21/2023)
	3	vs St. Bonaventure (N) (11/17/2023)
3 PT FG ATTEMPTS	14	Southeastern La. (11/10/2023)
	15	Alabama A&M (11/21/2023)
3 PT FG PERCENTAGE	.077 (2-26)	vs Notre Dame (N) (11/16/2023)
	.125 (3-24)	vs St. Bonaventure (N) (11/17/2023)
FREE THROWS MADE	8	at Arkansas (01/06/2024)
	8	Penn (01/02/2024)
FREE THROW ATTEMPTS	13	vs St. Bonaventure (N) (11/17/2023)
	14	Penn (01/02/2024)
FREE THROW PERCENTAGE	.500 (9-18)	at Mississippi St. (01/27/2024)
	.500 (9-18)	vs UNC Asheville (N) (12/13/2023)
REBOUNDS	23	Chattanooga (12/30/2023)
	26	at Ole Miss (02/03/2024)
	26	vs UNC Asheville (N) (12/13/2023)
ASSISTS	4	at Vanderbilt (01/17/2024)
	6	Vanderbilt (01/31/2024)
	6	Alabama A&M (11/21/2023)
	6	Southeastern La. (11/10/2023)
STEALS	2	Alabama (02/07/2024)
	2	vs Indiana (N) (12/09/2023)
BLOCKED SHOTS	1	vs UNC Asheville (N) (12/13/2023)
	1	vs St. Bonaventure (N) (11/17/2023)
	1	Southeastern La. (11/10/2023)
TURNOVERS	7	at Florida (02/10/2024)
	7	at App State (12/03/2023)
FOULS	9	vs UNC Asheville (N) (12/13/2023)
	11	at Arkansas (01/06/2024)

TEAM AND INDIVIDUAL SUPERLATIVES

AUBURN INDIVIDUAL HIGHS

Auburn - Individual Game Highs

POINTS	30	Johni Broome vs Virginia Tech (11/29/2023)
	26	Jaylin Williams vs Alabama (02/07/2024)
	25	Johni Broome at Alabama (01/24/2024)
	24	Johni Broome vs Alabama (02/07/2024)
	24	Johni Broome vs Penn (01/02/2024)
	24	Aden Holloway vs Indiana (N) (12/09/2023)
	24	Jaylin Williams vs Indiana (N) (12/09/2023)
FIELD GOALS MADE	11	Johni Broome at Alabama (01/24/2024)
	11	Johni Broome vs Virginia Tech (11/29/2023)
FIELD GOAL ATTEMPTS	19	Johni Broome vs Virginia Tech (11/29/2023)
	17	Johni Broome at Alabama (01/24/2024)
FIELD GOAL PERCENTAGE (min 5 made)	1.000 (9-9)	Jaylin Williams vs Chattanooga (12/30/2023)
	1.000 (7-7)	Jaylin Williams at Vanderbilt (01/17/2024)
3 PT FG MADE	5	Aden Holloway vs Indiana (N) (12/09/2023)
	4	Denver Jones vs Vanderbilt (01/31/2024)
	4	Aden Holloway vs Southern California (12/17/2023)
	4	Aden Holloway vs Notre Dame (N) (11/16/2023)
	4	Aden Holloway vs Baylor (N) (11/07/2023)
3 PT FG ATTEMPTS	10	Aden Holloway vs LSU (01/13/2024)
	8	Denver Jones vs Vanderbilt (01/31/2024)
	8	Aden Holloway vs Chattanooga (12/30/2023)
	8	Aden Holloway vs Indiana (N) (12/09/2023)
	8	Aden Holloway vs Southeastern La. (11/10/2023)
	8	Aden Holloway vs Baylor (N) (11/07/2023)
3 PT FG PERCENTAGE (min 2 made)	1.000 (3-3)	Chad Baker-Mazara vs UNC Asheville (N) (12/13/2023)
	1.000 (3-3)	Denver Jones vs St. Bonaventure (N) (11/17/2023)
	1.000 (2-2)	Johni Broome vs Vanderbilt (01/31/2024)
	1.000 (2-2)	Jaylin Williams at Vanderbilt (01/17/2024)
	1.000 (2-2)	Jaylin Williams vs LSU (01/13/2024)
	1.000 (2-2)	Jaylin Williams vs Chattanooga (12/30/2023)
	1.000 (2-2)	K.D. Johnson vs Chattanooga (12/30/2023)
	1.000 (2-2)	Denver Jones vs Southern California (12/17/2023)
FREE THROWS MADE	9	Johni Broome vs Alabama (02/07/2024)
	9	Jaylin Williams vs Alabama (02/07/2024)
FREE THROW ATTEMPTS	13	Johni Broome vs Virginia Tech (11/29/2023)
	11	Johni Broome vs Alabama (02/07/2024)
	11	Chad Baker-Mazara vs Alabama (02/07/2024)
	11	Johni Broome vs St. Bonaventure (N) (11/17/2023)

OPPONENT INDIVIDUAL HIGHS

Opponent - Individual Game Highs

POINTS	28	Ja'Kobe Walter vs Baylor (N) (11/07/2023)
	25	Mark Sears vs Alabama (02/07/2024)
	24	Roger McFarlane vs Southeastern La. (11/10/2023)
	23	Drew Pember vs UNC Asheville (N) (12/13/2023)
	22	Riley Kugel at Florida (02/10/2024)
	22	Mark Sears at Alabama (01/24/2024)
	22	Boogie Ellis vs Southern California (12/17/2023)
FIELD GOALS MADE	9	Mark Sears at Alabama (01/24/2024)
	9	Roger McFarlane vs Southeastern La. (11/10/2023)
FIELD GOAL ATTEMPTS	23	Roger McFarlane vs Southeastern La. (11/10/2023)
	21	Mark Sears at Alabama (01/24/2024)
FIELD GOAL PERCENTAGE (min 5 made)	.875 (7-8)	Chad Venning vs St. Bonaventure (N) (11/17/2023)
	.857 (6-7)	Moussa Cisse at Ole Miss (02/03/2024)
3 PT FG MADE	5	Rylan Griffen at Alabama (01/24/2024)
	4	Rylan Griffen vs Alabama (02/07/2024)
	4	Latrell Wrightsell Jr. at Alabama (01/24/2024)
	4	Tyrell Ward vs LSU (01/13/2024)
	4	Keyon Menifield Jr. at Arkansas (01/06/2024)
	4	Sam Brown vs Penn (01/02/2024)
	4	Honor Huff vs Chattanooga (12/30/2023)
	4	Roger McFarlane vs Southeastern La. (11/10/2023)
	4	Ja'Kobe Walter vs Baylor (N) (11/07/2023)
3 PT FG ATTEMPTS	10	Rylan Griffen at Alabama (01/24/2024)
	9	Josh Hubbard at Mississippi St. (01/27/2024)
	9	Keyon Menifield Jr. at Arkansas (01/06/2024)
3 PT FG PERCENTAGE (min 2 made)	.750 (3-4)	Jaydon Young vs Virginia Tech (11/29/2023)
	.667 (4-6)	Rylan Griffen vs Alabama (02/07/2024)
	.667 (4-6)	Latrell Wrightsell Jr. at Alabama (01/24/2024)
	.667 (4-6)	Sam Brown vs Penn (01/02/2024)
	.667 (2-3)	Allen Flanigan at Ole Miss (02/03/2024)
	.667 (2-3)	Brandon Murray at Ole Miss (02/03/2024)
	.667 (2-3)	Demetrius Davis vs Chattanooga (12/30/2023)
	.667 (2-3)	Gabe Cupps vs Indiana (N) (12/09/2023)
	.667 (2-3)	Myles Tate at App State (12/03/2023)
	.667 (2-3)	CJ Huntley at App State (12/03/2023)
	.667 (2-3)	John Camden vs Virginia Tech (11/29/2023)
FREE THROWS MADE	12	Mark Sears vs Alabama (02/07/2024)
	10	Ja'Kobe Walter vs Baylor (N) (11/07/2023)
FREE THROW ATTEMPTS	13	Mark Sears vs Alabama (02/07/2024)
	12	Grant Nelson vs Alabama (02/07/2024)

MISCELLANEOUS STATISTICS

AUBURN'S RECORD IN BRUCE PEARL ERA

Overall (On-Court)	19-5	206-116
Home	12-0	124-31
Away	3-4	45-65
Neutral	4-1	38-20
Conference (On-Court)	8-3	92-81
Home	4-0	57-28
Away	3-3	34-53
Non-Conference (On-Court)	11-2	109-35
Home	7-0	62-3
Away	0-1	9-12
Neutral	4-1	37-20
Overtime	0-0	12-6
Ranked opponents	2-1	20-27
Unranked opponents	17-4	174-89
Wearing white uniforms	13-0	122-41
Wearing navy uniforms	4-3	43-52
Wearing orange uniforms	2-2	29-23
Leading at half	18-1	150-25
Trailing at half	1-3	39-86
Tied at half	0-1	5-5
Leading with 5:00 remaining in second half	19-1	172-7
Trailing with 5:00 remaining in second half	0-3	20-104
Tied with 5:00 remaining in second half	0-1	4-5
Has more rebounds than opponent	13-1	123-28
Has fewer rebounds than opponent	5-3	68-49
Same rebounds as opponent	1-1	3-9
Commits more turnovers than opponent	2-2	45-70
Causes more turnovers than opponent	15-3	132-48
Same turnovers as opponent	2-0	17-8
Has more FT attempts than opponent	11-0	132-42
Has fewer FT attempts than opponent	8-4	60-70
Same FT attempts as opponent	0-1	3-4
Shoots 40% or better from field	17-3	164-52
Shoots less than 40% from field	2-2	30-64
Opponent shoots 40% or better from field	6-4	111-100
Opponent shoots less than 40% from field	13-1	83-16
Shoots better than opponent	19-3	145-22
Opponent shoots better	0-2	47-93
Same FG percentage	0-0	2-1
Auburn bench outscores opponent's bench	19-4	128-41
Opponent's bench outscores Auburn bench	0-1	63-70
Same points off the bench	0-0	2-6
Auburn scores 100 or more	2-0	11-1
Auburn scores between 90-99	4-0	30-2
Auburn scores between 80-89	10-1	75-18
Auburn scores between 70-79	2-1	54-26
Auburn scores between 60-69	1-2	20-41
Auburn scores less than 60	0-1	3-28
Opponent scores 100 or more	0-0	0-5
Opponent scores between 90-99	0-0	3-17
Opponent scores between 80-89	1-2	21-38
Opponent scores between 70-79	5-1	63-32
Opponent scores between 60-69	6-2	66-19
Opponent scores less than 60	7-0	40-5
On Sunday	1-1	7-4
On Monday	0-0	6-5
On Tuesday	3-1	37-24
On Wednesday	5-1	41-25
On Thursday	1-0	12-3
On Friday	3-0	26-6
On Saturday	6-2	65-49
In November	5-1	46-10
In December	5-1	47-14
In January	7-2	48-33
In February	2-1	30-41
In March	0-0	23-17
In April	0-0	0-1
Five-plus players score in double-figures	4-0	45-9
Four players score in double figures	8-0	71-21
Three players score in double figures	5-2	54-46

MISCELLANEOUS

Largest margin of victory	35 vs. Chattanooga (12/30/23)
Smallest margin of victory	11 vs. Texas A&M (1/9/24)
Largest margin of defeat	16 at Florida (2/10/24)
Smallest margin of defeat	4 at Alabama (1/24/24)
Biggest rebound margin	+23 vs. Chattanooga (12/30/23)
Biggest rebound deficit	-15 at Mississippi State (1/27/24)
Average margin of victory/defeat	+21.0/-7.4
Largest halftime lead	+34 (49-15) vs. Alabama A&M (11/21/23)
Largest halftime lead blown	+9 (43-34) vs. Baylor (11/7/23)
Largest halftime deficit	-16 (42-26) at Florida (2/10/24)
Largest halftime deficit overcome to win	-9 (44-35) at Ole Miss (2/3/24)
Largest overall lead	43 vs. Alabama A&M, 2nd Half (11/21/23)
Largest overall lead blown	9 vs. Baylor, 1st Half (11/7/23)
Largest overall deficit	-29 at Florida, 2nd Half (2/10/24)
Largest deficit overcome to win	-13 at Ole Miss (2/3/24)

TEAM EXTREMES

Most points scored	104 vs. Indiana (12/9/23)
Fewest points scored	58 at Mississippi State (1/27/24)
Most rebounds	48 at Appalachian State (12/3/23), vs. Alabama A&M (11/21/23)
Fewest rebounds	29 vs. Ole Miss (1/20/24)
Most assists	25 at Ole Miss (2/3/24), vs. Indiana (12/9/23)
Fewest assists	9 at Florida (2/10/24)
Most turnovers	18 vs. Alabama State (12/22/23)
Fewest turnovers	3 vs. Indiana (12/9/23) - tied school single-game record
Most steals	15 vs. LSU (1/13/24)
Fewest steals	1 at Florida (2/10/24)
Most blocks	12 vs. Alabama (2/7/24)
Fewest blocks	2 at Florida (2/10/24), at Appalachian State (12/3/23)
Best shooting percentage	.582 (32-55) vs. Ole Miss (1/20/24)
Worst shooting percentage	.339 (19-56) at Mississippi State (1/27/24)
Best 3-pt. percentage	.483 (14-29) vs. Indiana (12/9/23)
Worst 3-pt. percentage	.111 (3-27) at Appalachian State (12/3/23)
Best FT percentage	.909 (10-11) vs. Ole Miss (1/20/24)
Worst FT percentage	.474 (9-19) at Appalachian State (12/3/23)
Most points (1st half)	55 vs. Alabama (2/7/24)
Fewest points (1st half)	21 at Mississippi State (1/27/24)
Most points (2nd half)	56 at Ole Miss (2/3/24)
Fewest points (2nd half)	29 vs. St. Bonaventure (11/17/23)
Most points (OT)	
Fewest points (OT)	

STARTING LINEUPS

Record when starting lineup is:

Donaldson, Jones, Moore, J. Williams, Broome	4-2
Holloway, Jones, Moore, J. Williams, Broome	14-2
Holloway, Donaldson, Moore, J. Williams, Cardwell	1-0
Donaldson, K. Johnson, Moore, J. Williams, Broome	0-1

Record when starts (Career):

Johni Broome	18-5 (80-36)
Jaylin Williams	19-5 (51-32)
Chaney Johnson	(49-17)
Denver Jones	18-4 (35-21)
Chris Moore	19-5 (31-8)
K.D. Johnson	0-1 (25-7)
Aden Holloway	15-2 (15-2)
Chad Baker-Mazara	(7-6)
Tre Donaldson	5-3 (5-3)
Dylan Cardwell	1-0 (2-0)

2023-24 BOX SCORES

GAME 1 | #20/17 BAYLOR 88, AUBURN 82



Official Basketball Box Score - Final
Auburn at Baylor
11/07/23 Sanford Pentagon, Sioux Falls
2023-24 Men's Basketball

Game Time: 8:00 PM
Game Duration: 2:25
Attendance: 3,028

Officials: Doug Simmons, Pat Adams, Terry Oglesby

Auburn - 82													Record: 9-1														
NO. Name	Min	FG M-A	3P M-A	FT M-A	Rebounds OR DR TOT	Fouls PF	TP	AS	TO	ST	Blocks BS BA	+/-	Shooting By Period														
2 Jaylin Williams	F 26:31	2-6	0-1	0-0	2 4 6	1 1 4	1	2	0	0	1 0	-9	1 st FG%	15-30	50.0%	3PT%	3-6	50.0%	FT%	10-13	76.9%	2 nd FG%	13-33	39.4%	3PT%	6-13	46.2%
4 Johni Broome	F 25:25	4-10	2-3	6-10	5 6 11	6 7 16	2	1	0	1	1 0	-9	FT%	7-12	58.3%	GM FG%	28-63	44.4%	3PT%	9-19	47.4%	FT%	17-25	68.0%	3PT%	9-19	47.4%
5 Chris Moore	F 23:04	2-4	0-0	0-0	0 2 2	4 2 4	1	1	0	0	2 1	-11	Dead Ball Rebounds: 3, 1														
3 Tre Donaldson	G 13:56	2-3	0-1	2-2	0 3 3	4 1 6	1	4	0	0	0 0	3	1 st FG%	15-30	50.0%	3PT%	3-6	50.0%	FT%	10-13	76.9%	2 nd FG%	13-33	39.4%	3PT%	6-13	46.2%
12 Denver Jones	G 23:50	4-10	3-5	2-2	0 1 1	2 2 13	2	2	1	0	1 0	4	FT%	7-12	58.3%	GM FG%	28-63	44.4%	3PT%	9-19	47.4%	FT%	17-25	68.0%	3PT%	9-19	47.4%
0 K.D. Johnson	16:10	3-5	0-1	0-0	0 0 0	4 0 6	0	1	1	0	0 0	-10	1 st FG%	15-30	50.0%	3PT%	3-6	50.0%	FT%	10-13	76.9%	2 nd FG%	13-33	39.4%	3PT%	6-13	46.2%
1 Aden Holloway	26:04	6-15	4-8	3-5	0 3 3	0 3 19	6	3	0	0	1 1	-9	FT%	7-12	58.3%	GM FG%	28-63	44.4%	3PT%	9-19	47.4%	FT%	17-25	68.0%	3PT%	9-19	47.4%
10 Chad Baker-Mazara	12:17	2-4	0-0	3-3	2 0 2	4 3 7	0	1	2	0	0 0	0	1 st FG%	15-30	50.0%	3PT%	3-6	50.0%	FT%	10-13	76.9%	2 nd FG%	13-33	39.4%	3PT%	6-13	46.2%
31 Chaney Johnson	13:45	1-3	0-0	0-0	1 2 3	2 0 2	1	0	0	0	0 0	1	FT%	7-12	58.3%	GM FG%	28-63	44.4%	3PT%	9-19	47.4%	FT%	17-25	68.0%	3PT%	9-19	47.4%
44 Dylan Cardwell	14:19	2-3	0-0	1-3	2 2 4	4 2 5	4	0	1	5	0 0	5	1 st FG%	15-30	50.0%	3PT%	3-6	50.0%	FT%	10-13	76.9%	2 nd FG%	13-33	39.4%	3PT%	6-13	46.2%
24 Lior Berman	04:39	0-0	0-0	0-0	0 0 0	1 0 0	0	0	0	0	0 0	0	FT%	7-12	58.3%	GM FG%	28-63	44.4%	3PT%	9-19	47.4%	FT%	17-25	68.0%	3PT%	9-19	47.4%
Team					2 1 3	0 1 0	0	1					1 st FG%	15-30	50.0%	3PT%	3-6	50.0%	FT%	10-13	76.9%	2 nd FG%	13-33	39.4%	3PT%	6-13	46.2%
Totals		28-63	9-19	17-25	14 24 38	32 21 82	18	15	5	10	4	-6	1 st FG%	15-30	50.0%	3PT%	3-6	50.0%	FT%	10-13	76.9%	2 nd FG%	13-33	39.4%	3PT%	6-13	46.2%

Technical Fouls:Broome 2nd0:27

Baylor - 88													Record: 1-0															
NO.	Name	Min	FG M-A	3P M-A	FT M-A	Rebounds OR DR TOT	Fouls PF FD	TP	AS	TO	ST	Blocks BS BA	+/-	Shooting By Period														
11	Jalen Bridges	F 31:13	4-10	2-6	3-5	1 7 8	1 4 13	2	0	2	1	1	12	1 st FG%	12-32	37.5%	3PT%	4-11	36.4%	FT%	6-8	75%	2 nd FG%	14-28	50.0%	3PT%	5-8	62.5%
23	Jonathan Tchamwa Tchatchoua	F 06:33	0-0	0-0	0-0	1 0 1	1 0 0	0	0	0	0	0	-5	FT%	21-26	80.8%	GM FG%	26-60	43.3%	3PT%	9-19	47.4%	FT%	17-24	70.8%	3PT%	9-19	47.4%
2	Jayden Nunn	G 28:58	1-8	0-1	5-6	2 4 6	3 5 7	3	0	3	1	3	15	1 st FG%	12-32	37.5%	3PT%	4-11	36.4%	FT%	6-8	75%	2 nd FG%	14-28	50.0%	3PT%	5-8	62.5%
4	JaKobe Walter	G 33:25	7-13	4-7	10-10	3 4 6	2 8 28	0	2	0	0	1	19	FT%	21-26	80.8%	GM FG%	26-60	43.3%	3PT%	9-19	47.4%	FT%	17-24	70.8%	3PT%	9-19	47.4%
10	RayJ Dennis	G 28:51	6-10	1-1	2-2	0 4 4	4 1 15	2	7	2	0	1	10	1 st FG%	12-32	37.5%	3PT%	4-11	36.4%	FT%	6-8	75%	2 nd FG%	14-28	50.0%	3PT%	5-8	62.5%
21	Yves Missi	17:41	3-5	0-0	4-6	0 0 0	4 8 10	0	1	2	2	1	-9	FT%	21-26	80.8%	GM FG%	26-60	43.3%	3PT%	9-19	47.4%	FT%	17-24	70.8%	3PT%	9-19	47.4%
13	Langston Love	20:23	3-9	2-4	2-3	1 1 2	1 2 10	1	0	1	0	1	-9	1 st FG%	12-32	37.5%	3PT%	4-11	36.4%	FT%	6-8	75%	2 nd FG%	14-28	50.0%	3PT%	5-8	62.5%
15	Josh Ojiamwona	15:46	1-2	0-0	1-2	3 2 5	4 2 3	1	2	0	0	0	-6	FT%	21-26	80.8%	GM FG%	26-60	43.3%	3PT%	9-19	47.4%	FT%	17-24	70.8%	3PT%	9-19	47.4%
1	Miro Little	02:09	1-1	0-0	0-0	0 1 1	2 1 2	0	0	0	0	0	-3	1 st FG%	12-32	37.5%	3PT%	4-11	36.4%	FT%	6-8	75%	2 nd FG%	14-28	50.0%	3PT%	5-8	62.5%
12	Dantwan Grimes	02:32	0-2	0-0	0-0	1 0 1	0 0 0	0	0	0	0	0	-5	FT%	21-26	80.8%	GM FG%	26-60	43.3%	3PT%	9-19	47.4%	FT%	17-24	70.8%	3PT%	9-19	47.4%
33	Caleb Lohner	12:29	0-0	0-0	0-0	1 1 2	0 0 0	0	1	0	0	0	-5	1 st FG%	12-32	37.5%	3PT%	4-11	36.4%	FT%	6-8	75%	2 nd FG%	14-28	50.0%	3PT%	5-8	62.5%
Team						1 1 2	0 1 0	0	1					1 st FG%	12-32	37.5%	3PT%	4-11	36.4%	FT%	6-8	75%	2 nd FG%	14-28	50.0%	3PT%	5-8	62.5%
Totals			26-60	9-19	27-34	14 24 38	22 31 88	10	15	10	4	10	-6	1 st FG%	12-32	37.5%	3PT%	4-11	36.4%	FT%	6-8	75%	2 nd FG%	14-28	50.0%	3PT%	5-8	62.5%

Technical Fouls:Walter 2nd0:27

AUBURN		BAYLOR		Points from Turnovers		AUBURN		BAYLOR		Period by Period Scoring			
Biggest lead	9 (1 st 0:22)	6 (1 st 12:21)		16	18	Paint	34	32		1st	2nd	TOT	
Best Scoring Run	7 (1 st 6:16)	11 (2 nd 1:25)		Second Chance	12	17	AUBURN	43	39	82			
Lead Changes	6			Fast Breaks	14	9	BAYLOR	34	54	88			
Times Tied	5			Bench	39	25							
Time with Lead	25:20	11:08											

GAME 3 | AUBURN 83, NOTRE DAME 59



Official Basketball Box Score - Final
Auburn at Notre Dame
11/16/23 Barclays Center, Brooklyn
2023 Virdi Seats Legends Classic Presented by Old Trapper

Game Time: 9:00 PM
Game Duration: 1:55
Attendance: 5,534

Officials: Matt Potter, AJ Desai, Pat Evans

Auburn - 83		Record: 2-1															
NO.	Name	Min	FG	3P	FT	Rebounds	Fouls	TP	AS	TO	ST	Blocks	+/-	Shooting By Period			
			M-A	M-A	M-A	OR	DR	PF	FF			BS	BA		1st	2nd	3rd
2	Jaylin Williams	F 22:31	5-9	1-3	0-0	1	6	7	0	1	11	2	1	0	2	0	12
4	Johni Broome	F 19:03	7-11	1-2	0-1	2	4	6	4	2	15	4	3	0	1	0	23
5	Chris Moore	F 22:49	3-4	1-1	3-4	3	1	4	0	2	10	2	0	0	1	1	19
1	Aden Holloway	G 22:42	5-9	4-5	1-1	1	0	1	1	1	15	5	2	0	0	0	21
12	Denver Jones	G 17:53	1-5	0-2	0-0	0	2	2	0	2	2	1	1	1	0	0	14
0	K.D. Johnson	22:16	1-6	0-2	6-7	0	3	3	2	5	8	0	1	1	0	1	13
10	Chad Baker-Mazara	18:44	2-3	0-1	2-3	0	2	2	0	3	6	1	1	1	1	0	5
31	Chaney Johnson	13:22	2-2	0-0	0-0	0	4	4	5	0	4	1	0	0	0	0	12
3	Tre Donaldson	16:34	4-6	2-4	0-0	0	1	1	2	0	10	5	0	1	0	0	3
44	Dylan Cardwell	15:36	1-2	0-0	0-0	0	1	0	1	2	0	2	1	4	2	1	-3
24	Lior Berman	05:34	0-0	0-0	0-0	0	1	2	3	2	0	0	0	0	0	0	1
20	Carter Sobera	00:44	0-0	0-0	0-0	0	0	0	0	0	0	0	0	0	0	0	0
21	Blake Muschalek	00:44	0-1	0-0	0-0	0	0	0	0	0	0	0	0	0	0	0	0
23	Addarin Scott	00:44	0-0	0-0	0-0	0	0	0	0	0	0	0	0	0	0	0	0
55	Jalen Harper	00:44	0-0	0-0	0-0	0	0	0	0	0	0	0	0	0	0	0	0
Team						0	1	1				0					
Totals			31-58	9-20	12-16	9	26	35	18	16	83	22	13	6	5	2	24
															Dead Ball Rebounds: 1, 0		

2023-24 BOX SCORES

GAME 5 | AUBURN 84, ALABAMA A&M 54



Official Basketball Box Score - Final
Alabama A&M at Auburn
11/21/23 Neville Arena, Auburn
2023-24 Men's Basketball

Game Time: 7:00 PM
Game Duration: 2:04
Attendance: 9,121

Officials: Pat Adams, Rob Florke, Doug Simmons

Alabama A&M - 54

Record: 0-3

NO. Name	Min	FG M-A	3P M-A	FT M-A	Rebounds OR DR TOT	Fouls PF FD	TP	AS	TO	ST	Blocks BS BA	+/-
2 Omari Peek	F 21:33	1-7	0-2	2-2	1 2 3	0 3 4	0	0	0	1	0 1	-38
34 EJ Williams	C 13:40	1-3	0-0	0-0	0 1 1	2 1 2	1	3	0	0	0 0	-19
4 Caleb Blackwell	G 22:28	0-4	0-3	0-0	0 1 1	3 1 0	1	0	1	2	0 0	-37
15 Dalin Smith	G 18:21	3-8	0-1	1-1	1 0 1	3 1 7	0	1	0	1	0 0	-7
22 Lorenzo Downey	G 19:03	0-4	0-2	0-0	0 2 2	2 1 0	1	1	2	1	0 0	-31
30 William Tavares	12:48	1-1	1-1	0-0	0 3 3	1 1 3	0	0	0	1	0 0	8
23 Chad Moodie	17:58	2-5	0-0	5-6	2 5 7	1 3 9	2	2	1	1	2 1	5
0 Jayland Randall	16:39	1-5	0-0	0-0	0 0 0	4 0 2	0	0	0	0	0 0	-12
10 AC Bryant	17:08	2-5	0-1	3-6	0 3 3	2 4 7	1	3	1	0	1 1	4
12 Darius Osborne	07:18	0-1	0-1	0-0	0 1 1	2 0 0	0	0	0	0	0 0	-11
24 Eric Lee	10:38	4-7	0-0	0-0	1 1 2	1 1 8	0	0	0	1	0 2	5
12 Dylan Mclean	14:15	2-5	1-3	2-2	0 1 1	3 1 7	0	1	0	0	0 1	-13
5 London Riley	05:50	1-1	1-1	0-0	0 0 0	1 0 3	0	1	0	0	0 0	-7
1 Joshua Hughley	02:21	1-1	0-0	0-0	0 0 0	1 0 2	0	0	0	0	0 0	3
Team					0 2 2	0 0 1						
Totals		19-57	3-15	13-17	6 21 27	26 17 54	6	14	8	3	6	-30

Technical Fouls:NONE

Auburn - 84

Record: 4-1

NO. Name	Min	FG M-A	3P M-A	FT M-A	Rebounds OR DR TOT	Fouls PF FD	TP	AS	TO	ST	Blocks BS BA	+/-
2 Jaylin Williams	F 17:41	3-4	1-2	3-4	1 5 6	0 2 10	1	0	3	1	0 5	
5 Chris Moore	F 23:02	0-1	0-1	0-0	0 4 5	2 2 0	2	0	0	1	0 9	
44 Dylan Cardwell	C 16:49	3-5	0-0	0 0	5 4 9	1 1 6	2	3	1	1	0 26	
1 Aden Holloway	G 21:45	3-9	2-7	5-7	0 1 1	1 4 13	2	0	0	0 1	39	
3 Tre Donaldson	G 21:09	2-5	0-1	2-2	1 2 3	1 2 6	3	3	0	0 1	5	
10 Chad Baker-Mazara	19:50	1-4	1-3	3-4	1 3 4	2 3 6	6	1	1	0 0	18	
12 Denver Jones	17:09	3-6	1-4	1-1	0 2 2	2 2 8	0	0	1	1	0 0	15
4 Johni Broome	20:50	3-7	0-2	4-6	2 3 5	2 3 10	2	2	1	0 0	7	
0 K.D. Johnson	11:37	2-4	1-3	1-2	0 2 2	3 1 6	1	1	0	1	0 -1	
31 Chaney Johnson	17:08	6-8	0-1	3-4	0 4 4	3 3 15	0	1	2	1 0	30	
24 Lior Berman	06:29	0-0	0-0	0-2	0 1 1	0 1 0	0	0	0	0 1	0	
21 Blake Muschalek	02:21	0-2	0-0	2-2	0 0 0	1 2 0	0	0	0	0 1	-3	
23 Addarin Scott	02:21	0-0	0-0	2-2	0 0 2	1 1 2	0	0	1	0 0	-3	
20 Carter Sobera	01:49	0-0	0-0	0-0	0 1 1	0 0 0	0	0	0	0 0	-3	
Team					0 3 3	0 0 0						
Totals		26-55	6-24	26-36	13 35 48	17 26 84	19	13	9	6	3	30

Technical Fouls:NONE

	AAM	AUB							
Biggest lead	0 (1 st 20:00)	43 (2 nd 13:44)	Points from	AAM	AUB	Period by Period Scoring			
Best Scoring Run	7 (2 nd 10:35)	19 (1 st 0:50)	Turnovers	15	13		1st	2nd	TOT
Lead Changes	0		Paint	28	40	AAM	15	39	54
Times Tied	0		Second Chance	3	16				
Time with Lead	00:00	39:27	Fast Breaks	13	20	AUB	49	35	84
			Bench	41	49				

GAME 7 | APPALACHIAN STATE 69, AUBURN 64



Official Basketball Box Score - Final
Auburn at App State
12/03/23 Holmes Convocation Center, Boone
2023-24 Men's Basketball

Game Time: 1:00 PM
Game Duration: 2:12
Attendance: 7,037

Officials: Terry Oglesby, Owen Short, Vladimir Voyard-Tadai

Auburn - 64

Record: 5-2

NO. Name		Min	FG M-A	3P M-A	FT M-A	Rebounds OR DR TOT	Fouls PF TD	TP	AS	TO	ST	Blocks BS BA	+/-
2 Jaylin Williams	F	22:00	3-5	0-1	0-1	0 3 3	2 1 6	0	1	0	0	0	-17
4 Johni Broome	F	27:09	10-16	0-3	1-7	4 9 13	2 4 21	1	2	0	2	1	-2
5 Chris Moore	F	13:32	0-0	0-0	2-2	0 0 2	1 1 2	2	1	2	0	0	-5
1 Aden Holloway	G	25:54	2-10	0-6	4-5	0 0 0	3 2 8	2	1	0	0	0	-5
12 Denver Jones	G	17:16	0-5	0-0	0-1	3 4 0	0 0 4	0	0	0	0	0	-2
3 Tre Donaldson		23:13	5-12	2-5	0-0	2 1 3	1 0 12	5	2	1	0	0	-3
10 Chad Baker-Mazara		18:26	2-9	1-5	2-2	1 3 4	3 0 7	3	1	0	0	0	-4
31 Chaney Johnson		18:00	1-1	0-0	0-2	1 3 4	2 2 2	0	0	0	1	0	-12
24 Lior Berman		13:40	1-2	0-1	0-0	3 0 3	0 1 2	0	0	0	0	0	-11
44 Dylan Cardwell		12:51	2-3	0-0	0-0	3 1 4	3 0 4	0	1	0	0	0	-1
0 K.D. Johnson		07:59	0-3	0-3	0-0	1 1 2	1 1 0	1	0	1	0	0	-7
Team						2 4 6	0 0 0	0	0				
Totals			26-66	3-27	9-19	20 28 48	18 12 64	17	10	3	2	2	-5
Technical Fouls: NONE													

Technical Fouls:NONE

App State - 69

Record: 6-2

NO.	NAME	Min	M	A	M	A	M	A	OR	DR	TOT	PF	FD	TP	AS	TO	ST	BS	BA	+/-
11	Donovan Gregory	F 34:29	5	10	0	0	2	2	1	5	6	0	1	12	4	1	1	0	0	12
21	Justin Abson	F 10:42	0	0	0	0	0	2	2	5	1	0	0	0	0	0	0	1	0	7
24	Tre Von Spillers	F 28:10	1	4	0	0	3	4	1	4	5	1	3	5	1	0	2	1	0	1
0	Xavion Brown	G 06:11	0	2	0	0	0	2	2	0	0	0	0	0	1	1	0	0	0	2
23	Terence Harcum	G 30:13	3	10	2	4	4	1	1	2	2	3	12	0	0	0	0	0	1	4
12	Myles Tate	25:58	5	8	2	3	6	0	3	3	4	7	18	2	0	0	0	0	1	4
15	CJ Huntley	30:52	3	4	2	3	2	2	1	4	5	0	3	10	0	1	3	0	0	2
2	Christopher Mantis	18:22	1	4	1	4	0	0	0	0	1	0	3	0	0	1	0	0	0	-7
4	Jordan Marsh	15:04	4	9	1	3	0	0	2	2	0	0	9	1	2	0	0	0	0	0
Team									2	3	5	0	0	0	1					
Totals			22-51	8-17	17-23	6	26	32	13	18	69	9	7	6	2	2	2	5		

Technical Fouls:Harcum 1st5:00

	AUB	App							
Biggest lead	9 (1 st 12:44)	11 (2 nd 9:03)	Points from	AUB	App	Period by Period Scoring			
Best Scoring Run	9 (1 st 12:44)	10 (1 st 8:54)	Turnovers	10	15	AUB	1st	2nd	TOT
			Paint	42	22		App	31	33
Lead Changes	7	Second Chance	15	4	33	36		69	
Times Tied	7	Fast Breaks	6	7					
Time with Lead	08:37	26:47	Bench	27			40		

GAME 6 | AUBURN 74, VIRGINIA TECH 57



Official Basketball Box Score - Final
Virginia Tech at Auburn
11/29/23 Neville Arena, Auburn
2023-24 Men's Basketball

Game Time: 8:15 PM
Game Duration: 2:18
Attendance: 5,121

Officials: Don Dally, Bart Lenox, Olanis Poole

Virginia Tech - 57

Record: 5-3

NO. Name	Min	FG M-A	3P M-A	FT M-A	Rebounds OR DR TOT	Fouls PF TD	TP	AS	TO	ST	Blocks BS BA	+/-
23 Tyler Nickel	F 19:29	0-5	0-3	0-0	1 0 1	3 1 0	0	0	3	0	0	-24
31 Robbie Beran	F 10:48	0-1	0-1	2-2	0 2 2	5 1 2	0	1	0	1	0	-5
15 Lynn Kidd	C 29:17	2-6	0-0	2-2	2 5 7	1 1 6	1	1	2	2	1	-7
0 Hunter Cattoor	G 31:57	4-11	1-6	7-9	1 5 6	3 5 16	1	3	0	0	2	-16
3 Sean Pedulla	G 27:42	0-9	0-2	4-6	1 1 2	1 5 4	1	7	1	0	0	-20
4 Mekhi Long	18:23	1-2	0-0	3-5	3 4 7	5 4 5	0	2	0	0	0	-4
34 Mylyjael Poteat	09:11	1-4	0-0	2-2	1 1 2	2 2 4	0	0	0	0	0	-9
13 Jaydon Young	24:22	3-6	3-4	0-0	0 1 1	1 0 9	1	1	1	0	0	-4
10 Brandon Rechsteiner	12:18	1-2	0-1	0-0	1 0 1	2 0 2	2	2	1	0	0	3
11 John Camden	15:01	2-4	2-3	3-5	2 4 6	2 2 9	1	1	1	1	0	2
5 Patrick Wessler	01:32	0-1	0-0	0-0	0 1 1	0 0 0	0	0	0	0	0	-1
Team					5 3 8	0 0 0						
Totals		14-51	6-20	23-31	17 27 44	25 21 57	7	21	5	2	7	-17

Technical Fouls:NONE

Auburn - 74

Record: 5-1

NO. Name		Min	FG M-A	3P M-A	FT M-A	Rebounds OR DR TOT	Fouls PF FD	TP	AS	TO	ST	Blocks BS BA	+/-
2 Jaylin Williams	F	12:41	1-4	0-1	1-1	2 3 5	4 2 3	2	1	2	0	0	14
4 Johni Broome	F	26:24	11-19	0-2	8-13	7 6 13	1 7 30	0	2	1	3	1	12
5 Chris Moore	F	19:50	0-2	0-1	0-2	1 0 1	2 2 0	0	0	1	0	1	-2
1 Aden Holloway	G	21:57	0-7	0-2	0-0	0 1 1	2 0 0	2	1	3	0	0	12
12 Denver Jones	G	24:05	1-4	0-2	6-6	1 4 5	0 5 8	1	0	1	0	0	14
10 Chad Baker-Mazara		23:16	5-10	0-3	5-5	2 2 4	3 3 15	3	0	2	1	0	17
31 Chaney Johnson		17:54	1-4	1-1	0-0	1 2 3	3 1 3	1	2	0	2	0	4
0 K.D. Johnson		12:19	1-6	0-0	0-0	0 2 2	6 0 2	0	2	0	1	0	10
3 Tre Donaldson		18:23	4-6	1-1	0-0	2 0 2	0 0 9	3	0	1	0	0	0
44 Dylan Cardwell		12:04	0-0	0-0	2-5	0 0 0	1 3 2	0	0	0	0	0	4
24 Lior Berman		04:47	0-0	0-0	0-0	0 1 1	0 0 0	0	0	0	0	0	0
20 Carter Sobera		01:38	0-0	0-0	0-0	0 0 0	0 0 0	0	0	0	0	0	-1
21 Blake Muschalek		01:38	0-0	0-0	2-4	0 0 0	0 2 2	0	0	0	0	0	-1
23 Addarin Scott		01:32	0-0	0-0	0-0	0 0 0	0 0 0	0	0	0	0	0	1
55 Jalen Harper		01:32	0-0	0-0	0-0	0 0 0	0 0 0	0	0	0	0	0	1
Team						1 2 3	0 0 0		0				
Totals			24-62	2-16	24-36	17 23 40	22 25 74	12	8	11	7	2 17	

Technical Fouls:Johnson 2nd5:15

	VAT	AUB
Biggest lead	0 (1 st 20:00)	21 (2 nd 5:42)
Best Scoring Run	9 (1 st 4:23)	7 (1 st 16:15)
Lead Changes	0	
Times Tied	0	
Time with Lead	00:00	39:07

	Points from	VAT	AUB
Turnovers	5	30	
Paint	14	42	
Second Chance	14	26	
Fast Breaks	3	13	
Bench	29	33	

Period by Period Scoring			
	1st	2nd	TOT
VAT	24	33	57
AUB	33	41	74

2023-24 BOX SCORES

GAME 9 | AUBURN 87, UNC ASHEVILLE 62



Official Basketball Box Score - Final
UNC Asheville at Auburn
12/13/23 Von Braun Center, Huntsville
2023-24 Men's Basketball

Game Time: 7:00 PM
Game Duration: 1:49
Attendance: 6,556

Officials: Ron Groover, Lee Cassell, Vlad Voyard-Tadok

UNC Asheville - 62

Record: 5-6

NO. Name	Min	FG M-A	3P M-A	FT M-A	Rebounds OR DR TOT	Fouls PF FD	TP	AS	TO	ST	Blocks BS BA	+/-
4 Drew Pember	F 33:21	7-14	3-6	6-8	0 2 2	3 4	23	1	2	2	0	-17
13 Nick McMullen	F 23:57	5-6	0-0	0-0	0 3 3	4 2	10	1	2	1	0	-22
1 Jamon Battle	G 29:41	2-5	1-2	1-4	1 4 5	1 2	6	1	0	1	0	-9
2 Caleb Burgess	G 26:37	1-5	0-1	0-0	2 2 2	2 2	2	6	4	0	0	-18
3 Josh Banks	G 25:56	1-5	1-2	1-2	0 1 1	2 3	4	2	2	1	0	-22
5 Fletcher Abee	11:20	1-4	0-1	0-0	0 1 1	0 0	2	0	1	0	0	-10
0 Trent Stephney	07:02	1-2	1-1	0-2	0 0 0	2 3	1	1	0	0	0	-8
14 Toyaz Solomon	17:53	2-2	0-0	0-0	1 3 4	0 0	4	0	1	0	0	-12
10 Davon Cunningham	15:07	3-5	1-1	1-2	1 3 4	0 1	8	1	0	0	1	-11
12 Evan Johnson	07:35	0-2	0-2	0-0	0 0 0	0 0	1	0	1	0	0	-4
15 Dean Gabrelcik	01:31	0-1	0-1	0-0	0 0 0	0 0	0	0	0	0	0	0
Team					1 3 4		0		1			
Totals		23-51	7-17	9-18	4 22 26	9 15	62	14	14	6	1	-25

Shooting By Period			
1 st FG%	11-25	44.0%	
3PT%	5-9	55.6%	
FT%	0-4	0.0%	
2 nd FG%	12-26	46.2%	
3PT%	2-6	25.0%	
FT%	9-14	64.3%	
GM FG%	23-51	45.1%	
3PT%	7-17	41.2%	
FT%	9-18	50.0%	

Dead Ball Rebounds: 6, 0

Technical Fouls: NONE

Auburn - 87

Record: 7-2

NO. Name	Min	FG M-A	3P M-A	FT M-A	Rebounds OR DR TOT	Fouls PF FD	TP	AS	TO	ST	Blocks BS BA	+/-
2 Jaylin Williams	F 18:34	3-6	0-0	2-2	1 3 4	1 1	8	3	2	2	0	15
4 Johni Broome	F 19:51	2-3	0-1	2-3	2 4 6	1 2	6	3	0	1	1	18
5 Chris Moore	F 10:13	3-4	0-1	0-0	0 0 0	0 0	6	0	2	0	0	10
1 Aden Holloway	G 20:41	3-11	1-5	0-0	1 1 2	0 0	7	5	1	0	0	14
12 Denver Jones	G 23:09	4-8	1-4	0-0	0 5 5	2 0	9	1	2	0	0	15
10 Chad Baker-Mazara	19:26	3-6	3-3	2-2	1 6 7	0 1	11	1	1	0	1	15
31 Chaney Johnson	19:55	3-5	0-1	2-2	2 2 4	4 1	8	2	0	0	1	10
0 K.D. Johnson	15:20	2-4	1-2	1-2	0 3 3	2 1	6	2	0	4	0	10
3 Tre Donaldson	19:19	6-8	0-2	3-4	0 0 0	2 3	15	2	1	0	0	11
44 Dylan Cardwell	18:38	3-6	0-0	0-0	1 0 1	2 0	6	0	0	0	1	7
24 Lior Berman	08:50	2-3	1-2	0-0	0 0 0	1 1	5	0	0	0	0	0
20 Carter Sobera	01:31	0-0	0-0	0-0	0 0 0	0 0	0	0	0	0	0	0
21 Blake Muschalek	01:31	0-0	0-0	0-0	0 0 0	0 0	0	0	0	0	0	0
23 Addarin Scott	01:31	0-0	0-0	0-0	0 0 0	0 0	0	0	0	1	0	0
42 Haston Alexander	01:31	0-0	0-0	0-0	0 0 0	1 1	0	0	0	0	0	0
Team					1 1 2		0		0			
Totals		34-64	7-21	12-15	9 27 36	16 9	87	19	7	9	5	25

Shooting By Period			
1 st FG%	15-35	42.9%	
3PT%	2-11	18.2%	
FT%	7-8	87.5%	
2 nd FG%	19-29	65.5%	
3PT%	5-10	50.0%	
FT%	5-7	71.4%	
GM FG%	34-64	53.1%	
3PT%	7-21	33.3%	
FT%	12-15	80.0%	

Dead Ball Rebounds: 2, 0

Technical Fouls: Broome 2nd 15:58

UNCA		AUB
Biggest lead	2 (1 st 10:05)	31 (2 nd 6:15)
Best Scoring Run	5 (1 st 11:22)	11 (1 st 3:10)
Lead Changes	4	
Times Tied	4	
Time with Lead	01:31	35:00

Points from		UNCA	AUB
Turnovers	7	17	
Paint	28	50	
Second Chance	9	11	
Fast Breaks	8	23	
Bench	17	51	

Period by Period Scoring			
	1st	2nd	TOT
UNCA	27	35	62
AUB	39	48	87

GAME 11 | AUBURN 82, ALABAMA STATE 62



Official Basketball Box Score - Final
Alabama St. at Auburn
12/22/23 Neville Arena, Auburn
2023-24 Men's Basketball

Game Time: 7:00 PM
Game Duration: 2:04
Attendance: 9,121

Officials: Chuck Jones, Tony Greene, Brian Dorsey

Alabama St. - 62

Record: 4-7

NO. Name	Min	FG M-A	3P M-A	FT M-A	Rebounds OR DR TOT	Fouls PF FD	TP	AS	TO	ST	Blocks BS BA	+/-
35 Ubong Okon	C 31:43	1-1	0-0	2-2	4 3 7	3 2	4	1	1	1	3	-7
3 C.J. Hines	G 26:53	1-8	0-2	2-2	1 2 3	3 2	4	1	2	1	0	-7
11 Micah Octave	G 20:22	1-2	0-1	0-0	0 3 3	3 0	2	1	2	3	0	-10
20 Antonio "TJ" Madlock	G 25:05	5-11	0-1	6-7	0 3 3	5 16	1	2	2	1	0	4
24 Isaiah Rang	G 33:13	7-15	2-8	0-1	2 2 2	2 1	16	1	5	2	0	-18
55 Sean Smith	15:19	1-7	0-1	2-2	0 1 1	2 1	4	0	2	1	0	-20
5 Jasteven Walker	17:23	1-2	0-1	0-0	0 1 1	4 1	2	0	1	0	2	-19
5 Kendal Parker	26:40	5-10	2-4	2-2	0 1 1	4 1	14	1	3	2	0	-26
23 Eric Coleman	00:46	0-0	0-0	0-0	0 0 0	0 0	0	0	0	0	0	-5
10 Jabari Williams	01:18	0-0	0-0	0-0	0 0 0	0 0	0	0	0	0	1	4
12 London Coleman	01:18	0-0	0-0	0-0	0 0 0	0 0	0	0	0	0	0	4
Team					1 5 6		0		1			
Totals		22-56	4-18	14-16	6 21 27	24 13	62	7	18	14	5	-20

Shooting By Period			
1 st FG%	10-30	33.3%	
3PT%	3-13	23.1%	
FT%	2-2	100%	
2 nd FG%	12-26	46.2%	
3PT%	1-5	20.0%	
FT%	12-14	85.7%	
GM FG%	22-56	39.3%	
3PT%	4-18	22.2%	
FT%	14-16	87.5%	

Dead Ball Rebounds: 0, 0

Technical Fouls: NONE

Auburn - 82

Record: 9-2

NO. Name	Min	FG M-A	3P M-A	FT M-A	Rebounds OR DR TOT	Fouls PF FD	TP	AS	TO	ST	Blocks BS BA	+/-
2 Jaylin Williams	F 20:27	7-10	0-3	6-6	0 3 3	2 3	20	1	2	1	0	19
4 Johni Broome	F 23:04	5-9	0-2	6-9	3 10 13	2 5	16	1	4	3	3	14
5 Chris Moore	F 14:01	1-2	0-1	4-4	0 0 0	0 2	6	0	0	0	0	11
1 Aden Holloway	G 18:56	2-6	0-0	0 0 0	1 1 1	1 6	4	2	0	0	0	7
12 Denver Jones	G 23:28	1-5	0-2	1-1	1 1 2	1 3	0	2	1	0	2	14
10 Chad Baker-Mazara	18:34	1-5	0-2	1-1	1 2 3	1 3	3	1	1	0	0	6
31 Chaney Johnson	18:30	1-2	0-0	2-4	3 2 5	2 3	4	1	1	0	0	5
0 K.D. Johnson	15:29	3-6	3-5	4-4	1 1 2	2 1	13	0	1	2	0	10
3 Tre Donaldson	20:01	2-5	1-2	0-1	0 3 3	1 1	5	4	0	1	0	17
44 Dylan Cardwell	15:53	2-2	0-0	0-0	0 1 1	1 1	4	0	0	1	2	10
24 Lior Berman	07:25	0-0	0-0	2-2	1 1 2	0 1	2	0	1	0	0	3
20 Carter Sobera	01:03	0-1	0-0	0-0	0 0 0	0 0	0	0	0	0	0	1
21 Blake Muschalek	01:03	0-0	0-0	0-0	0 0 0	0 0	0	0	0	1	0	-4
23 Addarin Scott	01:03	0-0	0-0	0-0	0 0 0	0 0	0	0	0	0	0	-4
55 Jalen Harper	01:03	0-1	0-1	0-0	0 0 0	1 0	0	0	0	0	0	-4
Team					1 5 6		0		1			
Totals		25-54	6-24	26-32	11 30 41	13 24	82	14	18	11	5	20

Shooting By Period			
1 st FG%	18-28	57.1%	
3PT%	5-12	41.7%	
FT%	9-12	75%	
2 nd FG%	9-26	34.6%	
3PT%	1-12	8.3%	
FT%	17-20	85%	
GM FG%	25-54	46.3%	
3PT%	6-24	25.0%	
FT%	26-32	81.3%	

Dead Ball Rebounds: 3, 0

Technical Fouls: NONE

ASU		AUB
Biggest lead	3 (1 st 12:43)	31 (2 nd 4:52)
Best Scoring Run	10 (2 nd 0:01)	10 (2 nd 6:19)
Lead Changes	4	
Times Tied	3	
Time with Lead	02:05	35:37

Points from		ASU	AUB
Turnovers	12	19	
Paint	22	36	
Second Chance	4	15	
Fast Breaks	11	20	
Bench	20	31	

Period by Period Scoring			
	1st	2nd	TOT
ASU	25	37	62
AUB	46	36	82

GAME 10 | AUBURN 91, USC 75



Official Basketball Box Score - Final
Southern California at Auburn
12/17/23 Neville Arena, Auburn
2023-24 Men's Basketball

Game Time: 12:00 PM
Game Duration: 2:23
Attendance: 9,121

Officials: Don Daly, Terry Oglesby, KB Burdett Jr.

Southern California - 75

Record: 5-5

NO. Name	Min	FG M-A	3P M-A	FT M-A	Rebounds OR DR TOT	Fouls PF FD	TP	AS	TO	ST	Blocks BS BA	+/-
3 Vincent Iwuchukwu	F 16:55	1-2	0-0	0-0	1 3 4	5 0	2	0	1	0	0	2
10 DJ Rodman	F 16:03	0-1	0-0	2-2	1 2 3	1 2	2	1	1	1	0	-4
0 Kobe Johnson	G 28:13	2-13	0-3	2-2	5 7 12	2 2	6	2	1	0	0	-22
1 Isaiah Collier	G 18:28	4-8	1-2	4-5	0 0 0	5 5	13	3	4	0	0	-6
5 Boogie Ellis	G 17:18	7-15	3-7	5-7	1 4 5	2 4	22	3	5	1	0	-12
24 Joshua Morgan	13:19	0-2	0-0	1-2	2 2 4	3 2	1	0	1	1	3	-19
6 Bronny James	13:59	1-4	0-2	3-4	0 2 2	1 3	5	0	1	0	0	-22
22 Arrinten Page	10:25	1-2	1-2	0-0	0 0 0	0 0	3	0	0	0	0	-14
4 Ozyiah Sellers	18:56	5-7	1-2	2-2	0 0 0	1 1	13	0	0	0	0	10
30 Harrison Hornery	09:53	0-2	0-1	2-2	0 3 3	0 2	2	0	1	1	0	1
33 Kijani Wright	16:31	3-4	0-0	0-0	3 3 6	2 0	6	0	0	0	0	6

2023-24 BOX SCORES

GAME 13 | #25 AUBURN 88, PENN 68



Official Basketball Box Score - Final
Penn at Auburn
01/02/24 Neville Arena, Auburn
2023-24 Men's Basketball

Game Time: 9:00 PM
Auburn at Arkansas
Game Duration: 1:53
Attendance: 9,121

Officials: Pat Adams, Bharat Ramanna, Tony Chazissa

Penn - 68

Record: 9-7

NO. Name	Min	FG M-A	3P M-A	FT M-A	Rebounds OR DR TOT	Fouls PF FD	TP	AS	TO	ST	Blocks BS BA	+/-
13 Nick Spinoso	C 31:29	3-11	0-1	2-4	2 5 7	3 2	8	6	4	1	1 2	-11
4 Tyler Perkins	G 34:03	5-16	1-4	2-3	4 4 8	3 3	13	2	3	1	0 0	-9
11 Sam Brown	G 33:44	7-9	4-6	2-4	0 3 3	1 2	20	0	2	0	0 0	-11
15 Andrew Laczkowski	G 21:39	3-4	1-2	0-0	3 0 3	0 0	7	0	0	1	0 0	2
40 George Smith	G 27:15	2-7	0-3	0-1	2 1 3	2 2	4	1	2	1	0 1	-13
10 Ed Holland III	12:57	1-3	0-1	2-2	0 2 2	1 1	4	0	0	0 0	1 2	-24
24 Reese McMullen	08:52	0-1	0-1	0-0	1 0 1	0 0	0	1	0	0 0	0 0	-16
3 Johnnie Walter	08:31	1-2	1-2	0-0	2 2 2	1 1	3	0	0	0 0	0 0	-9
35 Niklas Polonowski	19:31	3-6	3-6	0-0	3 3 3	1 0	9	1	0	0 0	0 0	-8
5 Cam Thrower	01:59	0-2	0-2	0-0	0 0 0	0 0	0	0	0	0 0	0 0	-1
Team					0 3 3		0		2			
Totals		25-61	10-28	8-14	12 23 35	12 11	68	11	13	4	2 5	-20

Technical Fouls:Brown 1st0:03

Auburn - 88

Record: 11-2

NO. Name	Min	FG M-A	3P M-A	FT M-A	Rebounds OR DR TOT	Fouls PF FD	TP	AS	TO	ST	Blocks BS BA	+/-
2 Jaylin Williams	F 27:41	3-7	2-5	0-0	2 1 3	0 1	8	3	1	0	1 0	14
4 Johni Broome	F 27:57	9-10	3-4	3-4	1 11 12	1 3	24	2	2	1	3 0	12
5 Chris Moore	F 14:43	1-2	0-1	0-0	0 0 0	1 1	2	0	1	2	0 0	8
1 Aden Holloway	G 18:30	1-5	1-5	0-0	0 1 1	0 0	3	6	1	1	0 0	6
12 Denver Jones	G 16:49	4-9	2-7	2-2	1 0 1	1 1	12	1	0	0 0	0 0	-1
10 Chad Baker-Mazara	19:35	5-10	1-3	5-6	1 0 1	2 2	16	0	0	0 0	1 1	20
31 Chaney Johnson	14:21	0-2	0-1	0-0	1 0 1	0 0	0	0	1	0 0	0 2	2
0 K.D. Johnson	22:48	3-6	1-4	4-6	2 3 5	1 3	11	4	0	1	0 0	21
3 Tre Donaldson	21:07	2-9	2-5	0-0	1 3 4	0 0	6	3	0	1	0 1	14
44 Dylan Cardwell	09:15	3-3	0-0	0-0	1 2 3	4 0	6	0	0	0 0	0 0	12
24 Lior Berman	05:42	0-0	0-0	0-0	0 0 0	0 0	0	0	0	0 0	0 0	-8
20 Carter Sobera	00:23	0-0	0-0	0-0	0 0 0	0 0	0	0	0	0 0	0 0	0
21 Blake Muschalek	00:23	0-0	0-0	0-0	0 0 0	0 0	0	0	0	0 0	0 0	0
23 Addarin Scott	00:23	0-0	0-0	0-0	0 0 0	0 0	0	0	0	0 0	0 0	0
55 Jalen Harper	00:23	0-0	0-0	0-0	0 0 0	0 0	0	0	0	0 0	0 0	0
Team					1 5 6		0		0			
Totals		31-63	12-35	14-18	11 26 37	11 11	88	19	6	6	5 2	20

Technical Fouls:NONE

	PEN	AUB
Biggest lead	0 (1 st 20:00)	24 (2 nd 8:34)
Best Scoring Run	8 (2 nd 6:37)	11 (1 st 12:12)
Lead Changes	0	
Times Tied	0	
Time with Lead	00:00	39:17

Points from	PEN	AUB
Turnovers	5	15
Paint	26	28
Second Chance	11	10
Fast Breaks	7	11
Bench	16	39

Period by Period Scoring			
	1st	2nd	TOT
PEN	32	36	68
AUB	51	37	88

GAME 15 | #16/#16 AUBURN 66, TEXAS A&M 55



Official Basketball Box Score - Final
Texas A&M at Auburn
01/09/24 Neville Arena, Auburn
2023-24 Men's Basketball

Game Time: 8:00 PM
Game Duration: 2:18
Attendance: 9,121

Officials: Don Dalry, Owen Shortt, Michael Roberts

Texas A&M - 55

Record: 9-6 (2-2)

NO. Name	Min	FG M-A	3P M-A	FT M-A	Rebounds OR DR TOT	Fouls PF FD	TP	AS	TO	ST	Blocks BS BA	+/-
10 Wildens Leveque	F 13:25	1-4	0-0	0-0	1 3 4	3 0	2	0	1	0	1 0	-1
15 Henry Coleman III	F 34:49	7-11	0-0	0-3	2 3 5	1 4	17	0	7	1	0 0	-1
2 Hayden Hefner	G 23:09	3-7	1-5	1-2	2 0 2	3 1	8	1	3	0	0 0	2
4 Wade Taylor IV	G 36:15	2-16	0-8	4-4	0 3 3	3 3	8	1	2	3	0 0	-5
23 Tyrece Radford	G 33:39	4-13	1-2	5-6	3 4 7	2 3	14	3	3	3	0 2	-6
11 Andersson Garcia	30:32	1-4	1-1	3-4	6 7 13	4 3	6	2	2	4	0 2	-16
0 Jace Carter	17:21	0-3	0-1	0-0	2 3 5	3 0	0	0	0	0 0	0 1	-18
35 Manny Obaseki	04:32	0-2	0-0	0-0	1 0 1	1 0	0	0	0	0 0	1 1	-10
5 Eli Lawrence	06:18	0-2	0-2	0-0	0 1 1	0 1	0	1	0	0 1	0 0	0
Team					2 1 3		0		1			
Totals		18-62	3-19	16-19	19 25 44	20 15	55	8	19	11	2 6	-11

Technical Fouls:NONE

Auburn - 66

Record: 13-2 (2-0)

NO. Name	Min	FG M-A	3P M-A	FT M-A	Rebounds OR DR TOT	Fouls PF FD	TP	AS	TO	ST	Blocks BS BA	+/-
2 Jaylin Williams	F 34:58	8-10	1-2	5-5	1 7 8	2 5	12	3	1	0	0 0	15
4 Johni Broome	F 28:09	1-4	0-0	8-10	1 6 7	1 6	10	2	2	0	4 0	4
5 Chris Moore	F 11:02	0-2	0-1	0-0	0 0 0	0 0	0	0	0	0 0	0 2	
1 Aden Holloway	G 18:38	2-6	2-6	0-0	1 1 1	1 0	6	1	1	0	0 0	-12
12 Denver Jones	G 18:49	0-4	0-3	2-2	0 0 0	2 2	2	1	0	2	0 0	3
10 Chad Baker-Mazara	27:07	1-6	0-3	0-1	2 2 4	4 1	2	1	3	2	0 8	
31 Chaney Johnson	05:02	0-3	0-1	0-0	1 1 2	3 0	0	0	0	2	0 0	-4
0 K.D. Johnson	21:11	4-8	2-3	4-6	1 2 3	3 0	14	2	0	2 2	8	
3 Tre Donaldson	21:22	1-5	0-3	2-2	0 0 0	0 2	4	6	3	0 0	0 23	
44 Dylan Cardwell	11:51	3-3	0-0	0-0	1 4 5	2 1	6	2	0	1 0	0 7	
24 Lior Berman	01:51	0-0	0-0	0-0	0 0 0	0 0	0	0	0	0 0	0 1	
Team					1 3 4		0		0			
Totals		20-51	5-22	21-26	8 26 34	15 20	66	18	12	7	6 2	11

Technical Fouls:NONE

	TAM	AUB
Biggest lead	3 (1 st 16:20)	11 (2 nd 0:29)
Best Scoring Run	7 (1 st 16:20)	8 (1 st 11:07)
Lead Changes	4	
Times Tied	3	
Time with Lead	08:02	29:19

Points from	TAM	AUB
Turnovers	9	17
Paint	22	28
Second Chance	10	1
Fast Breaks	3	14
Bench	6	26

Period by Period Scoring			
	1st	2nd	TOT
TAM	22	33	55
AUB	30	36	66

GAME 14 | #25/#24 AUBURN 83, ARKANSAS 51



Official Basketball Box Score - Final
Auburn at Arkansas
01/06/24 Bud Walton Arena, Fayetteville, Ark.
2023-24 Men's Basketball

Game Time: 1:00 PM
Game Duration: 1:54
Attendance: 19,200

Officials: Doug Shows, K.B. Burdett Jr., Chuck Jones

Auburn - 83

Record: 12-2 (1-0)

NO. Name	Min	FG M-A	3P M-A	FT M-A	Rebounds OR DR TOT	Fouls PF FD	TP	AS	TO	ST	Blocks BS BA	+/-
2 Jaylin Williams	F 24:40	5-9	1-3	0-0	0 3 3	0 0	11	1	1	0	0 0	13
4 Johni Broome	F 24:49	7-13	0-2	0-0	3 5 8	1 3	14	3	2	2	0 0	7
5 Chris Moore	F 13:54	0-1	0-0	0-0	1 0 1	0 0	0	0	2	1	0 1	7
1 Aden Holloway	G 20:17	2-9	1-4	0-0	1 4 5	1 0	5	0	0	0 0	0 1	
12 Denver Jones	G 18:48	2-5	1-1	2-3	0 0 0	0 2	7	1	0	1	1 1	26
10 Chad Baker-Mazara	21:09	5-9	2-3	4-4	1 3 4	2 2	16	3	0	0	0 0	21
0 K.D. Johnson	19:33	2-8	0-2	2-2	0 2 2	2 1	6	2	1	1	0 0	0
3 Tre Donaldson	19:43	5-6	1-1	0-0	0 7 7	1 0	11	4	0	0	0 0	31
31 Chaney Johnson	15:20	2-5	1-1	0-0	0 3 3	3 1	5	0	0	0	0 2	19
44 Dylan Cardwell	13:32	3-3	0-0	0-2	3 5 8	3 1	6	0	0	0	2 0	19
24 Lior Berman	06:36	1-2	0-1	0-0	0 1 1	1 1	2	1	0	0	0 0	10
23 Addarin Scott	01:39	0-0	0-0	0-0	0 1 1	0 0	0	1	0	0	0 0	6
Team					2 1 3		0		0			
Totals		34-70	7-18	8-11	11 35 46	14 11	83	16	7	5	5 4	32

Technical Fouls:Baker-Mazara 1st12:52Donaldson 1st0:54

Arkansas - 51

Record: 9-5 (0-1)

NO. Name	Min	FG M-A	3P M-A	FT M-A	Rebounds OR DR TOT	Fouls PF FD	TP	AS	TO	ST	Blocks BS BA	+/-
2 Trevon Brazile	F 33:27	5-9	1-5	0-0	1 6 7	1 2	11	0	1	0	3 0	-21
8 Chandler Lawson	F 12:24	1-4	1-3	0-0	0 0 0	2 1	3	0	2	1	0 0	-14
11 Jalen Graham	F 19:50	2-8	0-0	0-0	4 2 6	2 0	4	0	0	2	0 1	1
1 Keyon Menfield Jr.	G 31:17	5-15	4-9	0-3	0 3 3	3 0	2	14	4	2	1 0	-17
12 Tramon Mark	G 29:38	3-8	1-3	3-4	1 4 5	1 3	10	2	1	0	0 0	-14
4 Davonte Davis	25:04	0-4	0-2	2-2	0 1 1	3 2	2	1	2	0	0 1	-22
0 Khalif Battle	16:49	1-4	0-1	2-4	0 2 2	1 1	4	0	1	0	1 0	-17
15 Makhi Mitchell	09:15	1-3	0-0	0-0	0 3 3	1 0	2	1	0	0	0 0	-20
3 El Ellis	07:07	0-2	0-1	0-0	0 1 1	0 0	0	0	1	0	0 0	-13
6 Layden Blocker	02:14	0-0	0-0	0-0	0 0 0	0 0	0	0	1	0	0 0	-3
5 Joseph Pinion	06:00	0-0	0-0	0-0	0 2 2	0 0	0	0	2	0	0 0	-9
7 Denijay Harris	03:12	0-1	0-0	0-0	0 0 0	0 0	0	0	0	0 0	0 0	-3
10 Baye Fall	03:43	0-0	0-0	1-2	0 0 0	0 1	1	0	0	0	0 0	-8
Team					1 1 2		0		0			
Totals		18-58	7-24	8-15	7 25 32	11 12	51	8	13	4	4 5	-32

Technical Fouls:NONE

	AUB	ARK
Biggest lead	32 (2 nd 0:26)	6 (1 st 14:44)
Best Scoring Run	10 (2 nd 13:57)	8 (1 st 14:44)
Lead Changes	6	
Times Tied	6	
Time with Lead	30:30	05:48

Points from	AUB	ARK
Turnovers	10	6
Paint	48	18
Second Chance	13	4

2023-24 BOX SCORES

GAME 17 | #13/#11 AUBURN 80, VANDERBILT 65



Official Basketball Box Score - Final
Auburn at Vanderbilt
01/17/24 Memorial Gymnasium, Nashville, Tenn.
Vanderbilt vs. Auburn

Game Time: 8:00 PM
Game Duration: 2:01
Attendance: 7,099

Officials: Terry Oglesby, Jeffrey Anderson, Courtney Green

Auburn - 80										Record: 15-2 (4-0)											
NO.	Name	Min	FG		3P	FT	Rebounds		Fouls		TP	AS	TO	ST	Blocks		+/-	Shooting By Period			
			M-A	M-A			OR	DR	PF	FD					BS	BA		1st	FG%	2nd	FG%
2	Jaylin Williams	F 28:36	7-7	2-2	5-5	2	6	8	1	4	21	3	1	1	1	0	20	1st	FG%	13-29	44.8%
4	Johni Broome	F 24:37	6-12	0-2	3-5	5	7	12	2	4	15	2	1	3	1	1	17	3PT%	5-12	41.7%	
5	Chris Moore	F 10:26	1-3	0-1	0-0	0	0	0	1	1	2	1	0	0	0	0	1	FT%	10-11	90.9%	
1	Aden Holloway	G 18:57	3-8	2-6	2-2	0	1	1	4	1	10	1	1	0	0	0	11	2nd	FG%	14-29	48.3%
12	Denver Jones	G 23:06	1-5	1-3	0-0	3	1	4	1	0	3	2	0	1	0	0	13	3PT%	3-13	23.1%	
0	K.D. Johnson	16:54	0-4	0-3	2-4	0	1	1	4	2	2	1	1	2	0	1	2	FT%	8-11	72.7%	
3	Tre Donaldson	21:03	2-3	1-2	0-0	0	2	2	3	1	5	0	3	0	0	0	4	GM FG%	27-58	46.6%	
10	Chad Baker-Mazara	24:22	2-6	1-4	0-0	0	0	0	1	1	5	3	2	0	0	0	14	3PT%	8-25	32.0%	
31	Chaney Johnson	11:24	0-2	0-1	0-0	0	1	1	3	0	0	0	0	1	1	0	-5	FT%	18-22	81.8%	
44	Dylan Cardwell	15:23	4-7	0-0	4-4	3	3	6	1	2	12	0	1	1	2	0	-2	Dead Ball Rebounds: 4, 0			
24	Lior Berman	05:12	1-1	1-1	2-2	1	1	2	1	2	5	0	0	0	0	0	0				
Team						0	2	2			0	0									
Totals			27-58	8-25	18-22	14	25	39	22	18	80	13	10	9	5	2	15				

Technical Fouls: NONE

Vanderbilt - 65																			
Record: 5-12 (0-4)																			
NO. Name	Min	FG M-A	3P M-A	FT	Rebounds OR DR TOT	Fouls PF	TP	AS	TO	ST	Blocks BS BA	+/-	Shooting By Period						
2 Ven-Allen Lubin	F 28:36	3-8	1-2	2-2	2 4 6	4 1	9	0	0	1	0 1	-3	1 st FG%	10-27	37.0%	3PT%	2-11	18.2%	
13 Malik Presley	F 21:32	3-3	1-1	4-7	4 0 4	3 4	11	0	0	0	0 0	4	FT%	2-5	40%				
24 JaQuelon "JQ" Roberts	F 15:20	0-1	0-1	0-0	0 4 4	1 1	0	0	1	1	0 0	-2	2 nd FG%	10-26	38.5%	3PT%	2-7	28.6%	
0 Tyrin Lawrence	G 34:03	3-12	2-6	7-8	1 2 3	2 7	15	2	3	1	2 4	-	FT%	19-25	76%				
5 Ezra Manjon	G 33:46	5-12	0-1	2-4	1 4 5	1 2	12	1	4	1	0 0	-11	GM FG%	20-53	37.7%	3PT%	4-18	22.2%	
3 Paul Lewis	05:22	0-1	0-1	0-3	0 0 0	1 1	0	0	0	0	0 0	-14	FT%	21-30	70.0%				
23 Jason Rivera-Torres	20:43	4-7	0-1	6-6	1 2 3	4 4	14	0	1	4	0 0	-14	Dead Ball Rebounds: 4, 0						
35 Carter Lang	15:28	1-3	0-1	0-0	3 0 3	0 1	2	1	0	0	0 0	-18							
21 Tasos Kamateros	10:32	0-4	0-4	0-0	0 0 0	1 1	0	0	0	0	0 0	-10							
4 Isaiah West	09:22	1-2	0-0	0-0	0 0 0	0 0	1	2	0	2	0 1	-2							
12 Evan Taylor	02:35	0-0	0-0	0-0	0 0 0	0 0	0	0	0	0	0 0	0							
10 Jordan Williams	02:41	0-0	0-0	0-0	0 0 0	1 0	0	0	0	0	0 0	-1							
Team					0 1 1		0	0											
Totals		20-53	4-18	21-30	13 17 30	18 22	65	4	11	8	2 5	-15							

Technical Fouls: NONE

	AU	Vandy	Points from		AU	Vandy	Period by Period Scoring			
Biggest lead	22 (2 nd 7:39)	2 (1 st 12:32)	Turnovers	11	9	AU	1st	2nd	TOT	
Best Scoring Run	13(1 st 8:53)	6(1 st 13:27)	Paint	36	20		Vandy	41	39	80
Lead Changes	2		Second Chance	29	16	Vandy	24	41	65	
Times Tied	2		Fast Breaks	9	5					
Time with Lead	37:32	01:00	Bench	29	18					

GAME 19 | ALABAMA 79, #8/#6 AUBURN 75



Official Basketball Box Score - Final
Auburn at Alabama
01/24/24 Coleman Coliseum, Tuscaloosa
2023-24 Men's Basketball

Game Time: 6:30 PM
Game Duration: 2:41
Attendance: 13,474

Officials: Pat Adams, Don Daly, K.B. Burdett Jr

Auburn - 75																			
Record: 16-3 (5-1)																			
NO. Name	Min	FG M-A	3P M-A	FT	Rebounds OR DR TOT	Fouls PF	TP	AS	TO	ST	Blocks BS BA	+/-	Shooting By Period						
2 Jaylin Williams	F 28:59	3-9	0-3	1-2	2 9 11	1 2	7	0	2	1	0 1	-7	1 st FG%	13-32	40.6%	3PT%	1-10	10.0%	
4 Johni Broome	F 25:28	11-17	1-2	2-2	4 10 14	5 3	25	1	1	0	5 0	11	FT%	3-4	75%				
5 Chris Moore	F 10:31	1-1	1-1	0-0	0 0 0	1 0	3	0	0	0	0 0	14	2 nd FG%	15-35	42.9%	3PT%	4-15	26.7%	
1 Aden Holloway	G 21:56	0-7	0-5	2-3	1 1 2	0 3	2	3	1	0	0 0	6	FT%	11-14	78.6%				
12 Denver Jones	G 20:55	3-8	1-5	2-2	1 1 2	1 3	9	1	2	3	0 0	0	GM FG%	28-67	41.8%	3PT%	5-25	20.0%	
10 Chad Baker-Mazara	19:57	3-8	0-2	5-7	0 0 0	3 3	11	1	2	3	1 0	-9	FT%	14-18	77.8%				
0 K.D. Johnson	21:48	3-7	0-4	2-2	0 2 2	4 1	8	2	2	0	1 1	-16	Dead Ball Rebounds: 1, 0						
31 Chaney Johnson	11:01	0-1	0-0	0-0	0 2 2	1 0	0	0	0	1	0 1	3							
3 Tre Donaldson	18:00	3-5	2-3	0-0	0 1 1	0 1	8	3	0	1	0 0	-11							
44 Dylan Cardwell	14:23	1-2	0-0	0-0	2 1 3	0 1	2	1	1	1	3 0	-13							
24 Lior Berman	07:01	0-2	0-0	0-0	1 0 1	0 0	0	0	0	0	0 0	0							
Team					1 2 3		0	0											
Totals		28-67	5-25	14-18	12 29 41	20 18	75	11	11	10	10 3	-4							

Technical Fouls: NONE

Alabama - 79																			
Record: 13-6 (5-1)																			
NO. Name	Min	FG M-A	3P M-A	FT	Rebounds OR DR TOT	Fouls PF	TP	AS	TO	ST	Blocks BS BA	+/-	Shooting By Period						
2 Grant Nelson	F 30:47	3-8	0-2	8-9	3 8 11	2 7	14	0	1	1	0 0	-8	1 st FG%	17-37	45.9%	3PT%	8-17	47.1%	
23 Nick Pringle	F 10:31	1-2	0-0	0-0	1 1 2	4 1	2	0	0	0	0 0	-12	FT%	2-2	100%				
1 Mark Sears	G 38:16	9-21	1-5	3-3	2 3 5	1 4	22	8	5	3	0 5	1	2 nd FG%	9-31	29.0%	3PT%	3-13	23.1%	
12 Latrell Wrightell Jr.	G 33:16	5-11	4-6	0-0	4 5 9	2 2	14	1	1	1	0 2	8	FT%	14-17	82.4%				
55 Aaron Estrada	G 16:39	0-5	0-2	0-0	1 2 3	2 0	0	2	2	0	0 1	-17	GM FG%	25-68	36.2%	3PT%	11-30	36.7%	
15 Jarin Stevenson	22:20	2-12	1-2	0-0	3 3 6	4 1	6	0	0	0	0 0	12	FT%	15-19	84.2%				
3 Ryan Griffen	30:21	5-10	2-3	1 6	7 1 3	17	1	3	0	1	1 19		Dead Ball Rebounds: 0, 0						
11 Mohamed Wague	09:25	1-1	0-0	2-2	2 0 2	3 1	4	0	2	1	1 0	14							
10 Mohamed Dioubate	03:52	0-1	0-0	0-0	0 1 0	0 0	1	0	1	0	0 0	3							
24 Sam Walters	04:33	0-3	0-3	0-0	0 0 0	0 0	0	0	0	0	0 0	0							
Team					2 1 3		0	0											
Totals		26-68	11-30	16-19	16 30 46	19 20	79	13	14	6	3 10	4							

Technical Fouls: Sears 1st2:30

		AUB	ALA	Points from		AUB	ALA	Period by Period Scoring			
Biggest lead	8 (1 st 15:41)		14 (1 st 0:36)		Turnovers	15	18	AUB	1st	2nd	TOT
Best Scoring Run	9(2 nd 16:39)		9(1 st 13:00)		Paint	38	30		30	45	75
Lead Changes	5				Second Chance	12	21	ALA	44	35	79
Times Tied	2				Fast Breaks	8	11				
Time with Lead	07:49		31:08		Bench	29	27				

	AU	UF	Points from	AU	UF	Period by Period Scoring			
Biggest lead	0 (1 st 20:00)	29 (2 nd 13:55)	Turnovers	7	16				
Best Scoring Lead	7(2 nd 1:29)	10(1 st 9:11)	Paint	40	38	AU	26	39	65
Leading Changes	0		Second Chance	14	14				
Times Tied	0		Fast Breaks	8	10	UF	42	39	81
Time with Lead	00:00	39:39	Bench	31	28				