<< 2023-24 SOUTH CAROLINA MEN'S BASKETBALL >>

2023-24 SCHEDULE

OVERALL: 24-6 | SEC: 12-5
HOME: 14-3 | AWAY: 7-3 | NEUTRAL: 3-0 | NET: 47

NOVEMBER			
1	**-/-**	**Wofford (exhibition)**	**W, 60-57**
6	**-/-**	**USC Upstate**	**W, 82-59**
10	-/-	vs. Virginia Tech ^	W, 79-77
13	**-/-**	**VMI % (unbracketed game)**	**W, 74-64**
17	-/-	vs. DePaul %	W, 73-68
19	-/-	vs. Grand Canyon %	W, 75-68
28	**-/-**	**Notre Dame $**	**W, 65-53**
DECEMBER			
1	**-/-**	**George Washington**	**W, 89-67**
6	#24/20	at Clemson	L, 67-72
9	-/-	at East Carolina	W, 68-62
16	**-/-**	**Charleston Southern**	**W, 73-69**
19	**-/-**	**Winthrop**	**W, 72-62**
22	**-/-**	**Elon**	**W, 70-43**
30	**-/-**	**Florida A&M**	**W, 94-62**
JANUARY			
6	**-/-**	**Mississippi State***	**W, 68-62**
9	-/-	at Alabama*	L, 47-74
13	-/-	at Missouri*	W, 71-69 (OT)
16	**-/-**	**Georgia***	**L, 69-74**
20	-/-	at Arkansas*	W, 77-64
23	**#6/6**	**Kentucky***	**W, 79-62**
27	**-/-**	**Missouri***	**W, 72-64**
30	#5/5	at Tennessee*	W, 63-59
FEBRUARY			
3	-/-	at Georgia*	W, 72-62
6	**-/-**	**Ole Miss***	**W, 68-65**
10	**-/-**	**Vanderbilt***	**W, 75-60**
14	#13/12	at Auburn*	L, 61-101
17	**-/-**	**LSU***	**L, 63-64**
24	-/-	at Ole Miss*	W, 72-59
28	-/-	at Texas A&M*	W, 70-68
MARCH			
2	**#24/24**	**Florida***	**W, 82-76**
6	**#4/4**	**Tennessee***	**L, 59-66**
9	-/-	at Mississippi State	2:30 p.m. • SECN
13-17	-/-	SEC Tournament &	TBA
21-22	-/-	NCAA Tournament First Round =	TBA
22-23	-/-	NCAA Tournament Second Round =	TBA
28-29	-/-	Reginal Semifinal - Sweet 16 #	TBA
30-31	-/-	Regional Final - Elite 8 #	TBA
APRIL			
6-8	-/-	Final Four /	TBA

All home games in **bold** | All times listed Eastern | **SECN+** - SEC Network + | **SECN** - SEC Network | **CBSSN** - CBS Sports Network | * indicates SEC contest | ^ - Hall of Fame Series (Charlotte, N.C.) | % - Arizona Tipoff (Glendale, Ariz.) | $ - ACC/SEC Challenge | & - SEC Tournament (Nashville, Tenn.) | = - NCAA Tournament First and Second Rounds (various sites) | # - NCAA Regionals (various sites) | / - Final Four (Phoenix, Ariz.) | ** *rankings listed are at time of game*

GAMECOCK®
MEN'S BASKETBALL

ASSOCIATE DIRECTOR
COMMUNICATIONS & PUBLIC RELATIONS:
MICHAEL DeBATES // MDEBATES@MAILBOX.SC.EDU
CELL: 712-348-5863 // **X:** @MDEBATES
CAROLINA MEN'S BASKETBALL ON SOCIAL MEDIA:
#GAMECOCKS // #FOREVERTOTHEE
X AND INSTAGRAM: @GAMECOCKMBB
FACEBOOK: /GAMECOCKMBB
ON THE WEB: GAMECOCKSONLINE.COM

24-6, 12-5 SEC
#17/16 SOUTH CAROLINA

HEAD COACH: Lamont Paris (Wooster, '96 ; Indiana State,'00)
AT CAROLINA: 35-27 (2nd season)
CAREER: 122-99 (7th season)
VS. MISS. STATE: 1-2
TOP SCORER: Johnson (14.3 ppg)
TOP REBOUNDER: Murray-Boyles (5.6 rpg)
TOP ASSIST MAKER: Cooper (4.3 apg)
TOP SHOT BLOCKER: Murray-Boyles (0.9 bpg)
TOP STEALS LEADER: Johnson (1.0 spg)
COMMUNICATIONS/PR: Michael DeBates
X UPDATES: @GamecockMBB

AT

19-11, 8-9 SEC
Miss. State

HEAD COACH: Chris Jans (Loras, '91)
AT MISS. STATE: 40-24 (2nd season)
CAREER: 183-68 (8th season)
VS. CAROLINA: 2-1
TOP SCORER: Hubbard/Smith III (16.4 ppg)
TOP REBOUNDER: Smith III (8.1 rpg)
TOP ASSIST MAKER: Davis/Matthews (2.9 apg)
TOP SHOT BLOCKER: Matthews (0.7 bpg)
TOP STEALS LEADER: Matthews (2.1 spg)
COMMUNICATIONS/PR: Matt Dunaway
TWITTER UPDATES: @HailStateMBK

GAME 31

VENUE: Colonial Life Arena
BROADCAST: SEC Network
PLAY-BY-PLAY: Kevin Fitzgerald
ANALYST: Daymeon Fishback
RADIO: Gamecock Radio Network
IN COLUMBIA: 107.5 The Game
PLAY-BY-PLAY: Derek Scott
ANALYST: Casey Manning
SIRIUSXM: 208 or 191 |***SXM APP:*** 962
WATCH: espn.com/watch
LIVE STATS: GamecocksOnline.com
SERIES: Bulldogs lead, 29-18
IN STARKVILLE: Bulldogs lead, 15-4
SERIES TREND: Gamecocks snapped three-game losing streak with SEC opening win earlier this season. State has won 10 of the last 14 matchups.
LAST MEETING: 68-62 Gamecock win on Jan. 6, 2024 at Colonial Life Arena.

TIPOFF NOTABLES

> ***A New Chapter*** of Gamecock Men's Basketball is underway with second-year head coach Lamont Paris this season. Paris, who has been a part of nine NCAA Division I Tournaments and 18 twenty-win seasons as a college head and assistant coach, was named the University of South Carolina's 33rd head coach by Director of Athletics Ray Tanner on Thursday, March 24, 2022.

> Paris has helped engineer the greatest single-season turnaround in program history as the team has improved its win total by 13 games this season. The Gamecocks 24 wins are T-4th most in program history (1971-72, 1996-97) and the team's 12 SEC wins are T-2nd most in program history (2016-17). Carolina has six road wins in SEC play this season (2nd most all-time at SC).

NUMBERS OF NOTE

18 - The Gamecocks are one of **18** teams in the country with multiple top-10 victories this season.
5 - Carolina is one of only **5** teams in the nation with a top-5 road win this season (Arizona, Clemson, James Madison & Washington State other four).
24 - Carolina has held **24** opponents below 70 points this season, which leads the SEC and is T-3rd nationally.
11th - Ta'Lon Cooper is **11th** in the country (2nd in SEC) in assist-to-turnover ratio thru 30 games with 129 assists against just 33 turnovers (3.39:1).
50.0% - The Gamecocks have shot **50.0 percent** or higher in seven of the team's 30 games this season and are 7-0 in those games (only happend once last season in 2022-23 and that was at Missouri).
45.9% - The team's **45.9%** 2-point FG% defense via KenPom is 26th nationally (third in SEC behind only Auburn & Tennessee). Last year, Carolina was 320th (53.7%) in 2-point FG% defense.
+13 - The Gamecocks **13-win** turnaround is the greatest single season turnaround in program history, surpassing the 11-win improvement from 2002-03 to 2003-04 under Dave Odom.

PROBABLE GAMECOCK STARTERS

#	Name	Ht.	Wt.	Cl.	Hometown	PPG	RPG	APG	Misc.
55	Ta'Lon Cooper	6-4	200	Gr.	Roebuck, S.C.	9.8	4.4	4.3*	One of 5 active players in D1 with 1,300+ points & 700+ assists
5	Meechie Johnson	6-2	184	Jr.	Cleveland, Ohio	14.3*	4.3	3.0	Career-best , 9 20-pt games this season ; 52 made 3s lead the team
12	Zachary Davis	6-6	209	Jr.	Orangeburg, S.C.	5.4	3.5	1.1	Career-high 16 at A&M (Feb. 28) & made game-winning layup
30	Collin-Murray Boyles	6-7	231	Fr.	Columbia, S.C.	10.0	5.6*	1.6	4-star freshman ; 15.7 ppg & 8.2 rpg last 9 & 58-for-96 FGs (67.4%)
2	B.J. Mack	6-8	260	Gr.	Charlotte, N.C.	13.1	4.6	1.3	Four 20-pt games (team 4-0) ; 16+ pts in eight SEC games

** indicates team leader*

COMING UP NEXT

> Carolina heads to Nashville for the 2024 SEC Tournament next week. The Gamecocks will either play Friday or Thursday depending on the outcome of Saturday's contest from around the league. There is currently a four-way tie for second. The top four seeds earn a double bye and an automatic spot in the quarteriifnals.

2023-24 SOUTH CAROLINA BASKETBALL BROADCAST SPOT CHART

- projected starters shaded in gray ; projected starters based on previous game
*- * career high reached this season*

0

Ebrima Dibba *Ee-BRIME-uh DIB-ah*

RSR. - G - 6-5 - 214 - BREDÄNG, SWEDEN // COASTAL CAROLINA

	MIN	PTS	REB	AST	FG%	3FG%	FT%
23-24	3.7	0.7	0.0	0.3	25.0	0.0	0.0
Career	**31.3**	**8.0**	**4.6**	**5.0**	**44.9**	**31.9**	**78.7**

Career Highs: **19 points, 10 rebounds, 12 assists, 6 steals**

- Saw first action since opener at A&M (Feb. 28) ; scored first points since April 1, 2022 vs. Fresno State with an and-1 opportunity against the Aggies in half one
- Back after missing the entire 2022-23 season with an Achilles injury suffered in summer workouts in June of 2022
- Played in 90 career games at Coastal Carolina (2018-22)
- Averaged 8.2 pts, 5.2 ast and 4.8 reb per game over his four seasons as a Chant
- Standout student and was named to President's List (4.0 GPA) while at Coastal in 2021

1

Jacobi Wright

JR. - G - 6-2 - 182 - FORT MILL, S.C. // LEGACY EARLY COLLEGE

	MIN	PTS	REB	AST	FG%	3FG%	FT%
23-24	22.9	6.2	1.8	1.8	37.3	33.3	71.1
Career	**22.7**	**5.7**	**1.8**	**1.8**	**37.0**	**32.4**	**72.3**

Career Highs: **18 points, 6 rebounds, 6 assists, 2 steals, 1 block**

- Season-high 16 pts off bench in comeback win vs. UF (March 2) ; 40.4% from 3 (21-of-52) in SEC play
- 14 pts in 27 min off bench in win over #6 Kentucky (Jan. 23) ; was 4-of-6 from behind the arc
- Made the game-winning shot with 13 seconds left in OT at Mizzou (Jan. 13) ; finished with 11 points
- Also made late crucial buckets in wins over VT (Nov. 10) and Grand Canyon (Nov. 19)
- Team is 8-0 when he scores 10 or more this season
- Became key contributor in sophomore campaign in 2022-23 ; played in 32 games with 15 starts
- Averaged 7.3 pts, 2.1 reb and 1.8 ast per game ; scored in double figures 9 times ; scored 18 points at LSU (2/18/23) and 17 points at Ole Miss (2/11/23), leading team to pair of road wins last season in SEC play

2

B.J. Mack

GR. - F - 6-8 - 260 - CHARLOTTE, N.C. // WOFFORD

	MIN	PTS	REB	AST	FG%	3FG%	FT%
23-24	24.7	13.1	4.6	1.3	40.7	31.2	76.6
Career	**23.7**	**12.2**	**4.5**	**1.3**	**47.8**	**34.5**	**80.4**

Career Highs: **28 points, 13 rebounds*, 6 assists, 3 steals*, 2 blocks***

- Had 17 points and hit a trio of 3s to help lead team to road win at Ole Miss (Feb. 24)
- Matched career high with 5 3s in win vs. Vanderbilt (Feb. 10) ; finished with 18 pts & 6 reb
- Led team to wire-2-wire win at Arkansas (Jan. 20) ; had 19 pts, 9 reb, 3 ast and was 3-of-4 from 3
- Has four 20 point games with season-high 27 (21 in second half) against Grand Canyon (Nov. 19) in Arizona Tip-Off title game ; had 21 in each game vs. Mizzou ; team 4-0 when he scores 20+
- In 85 games played (69 starts) in three seasons at Wofford (2020-23), averaged 14.1 points, 5.2 rebounds and 1.5 assists per game ; averaged 16.6 pts, 5.6 reb and 1.4 ast in 2022-23

4

Stephen Clark

GR. - F - 6-8 - 208 - CHARLOTTE, N.C. // THE CITADEL

	MIN	PTS	REB	BLK	FG%	3FG%	FT%
23-24	10.2	2.3	2.1	0.5	48.9	28.6	56.3
Career	**24.3**	**8.2**	**4.5**	**1.6**	**52.0**	**23.0**	**60.7**

Career Highs: **28 points, 15 rebounds, 8 assists, 6 blocks, 4 steals**

- Pulled down season-high nine rebounds in win over Florida A&M (Dec. 30)
- Had 10 points and five rebounds at No. 20/24 Clemson (Dec. 6), his first double-figure game at SC
- Played in 109 games, making 88 starts in four seasons at The Citadel (2019-23) ; had 48 career games in double figures
- Averaged 9.5 points, 5.1 rebounds, 2.6 assists and 1.8 blocks per game ; scored 1,038 career points for the Bulldogs ; shot 52.1 percent from the field for his career (428-of-821) ; had the best season of his career as a senior in 2022-23, averaging 16.3 ppg, 6.5 rpg, 2.8 apg and 1.8 bpg

5

Meechie Johnson

JR. - G - 6-2 - 184 - CLEVELAND, OHIO // OHIO STATE

	MIN	PTS	REB	AST	FG%	3FG%	FT%
23-24	29.0	14.3	4.3	3.0	41.0	32.1	79.6
Career	**23.5**	**9.1**	**2.8**	**2.3**	**37.4**	**32.8**	**76.1**

Career Highs: **29 points*, 8 assists, 8 rebounds*, 4 steals, 1 block***

- Has posted career highs in FG percentage (41.0%), 3FG percentage (33.5%) & FT percentage (79.6%) this season
- Scored 20+ on 9 occasions this season, a carer best mark ; had 25 (21 in 2nd half) in win vs. UF (March 2) ; went 10-of-15 in game (career-high made FGs) and won SEC POTW and Lute Olson National Player of the Week (first Gamecock since SIndarius Thornwell in 2017 to receive honor) ; had 22pts in road win at A&M (Feb. 28)
- 21.3 ppg over his last three and shooting 52.1% ; 24 pts in SEC opener against Miss. State (Jan. 6) and earned SEC POTW for the first time in his career ; first POTW honor by a Gamecock since Jair Bolden (12/23/19)
- Team is 10-3 the last two seasons in games when he scores 20 or more points
- Career-high 29 points on 9-of-15 shooting in ACC/SEC Challenge win over Notre Dame (Nov. 28)

10

Myles Stute *STEW-tee*

JR. - G - 6-6 - 209 - WASHINGTON, D.C. // VANDERBILT

	MIN	PTS	REB	AST	FG%	3FG%	FT%
23-24	24.3	8.9	3.2	1.0	42.0	39.6	69.7
Career	**22.9**	**7.7**	**3.6**	**0.6**	**38.9**	**38.2**	**69.9**

Career Highs: **22 points, 11 rebounds, 3 assists*, 4 steals, 2 blocks**

- Missed 3 games with left knee sprain and returned vs. #4 Tenn. (March 6), hitting pair of 3s
- Missed 3 games with left shoulder strain back in Jan. ; returned at #5 Tenn. (Jan. 30) and had 13 points off bench
- Team 13-0 in games when he scores 10+ this season ; had 21 and made five 3s in win vs. VT (Nov. 10)
- Has 7 games with 3 or more 3s this season (team 7-0) ; went 4-of-5 from 3 in win vs. Ole Miss (Feb. 6)
- Played in 91 games in three seasons at Vanderbilt (2020-23), making 59 starts ; averaged 7.4 points and 3.7 rebounds per game in 22.6 minutes per contest
- Logged the best season of his career to date in 2022-23, averaging 8.4 pts and 4.6 reb in 34 games (26 starts)
- Was 78-of-183 from deep as a junior in 2021-22, leading the SEC in 3-point field goal percentage ; averaged 8.3 ppg

12

Zachary Davis

SO. - G - 6-7 - 194 - ORANGEBURG, S.C. // DENMARK-OLAR

	MIN	PTS	REB	AST	FG%	3FG%	FT%
23-24	22.1	5.4	3.5	1.1	42.6	25.8	68.6
Career	**18.0**	**3.8**	**2.8**	**0.9**	**41.2**	**22.8**	**68.1**

Career Highs: **14 points*, 9 rebounds*, 3 steals*, 3 assists*, 2 blocks**

- Long, lengthy guard who has developed into one of the team's best defenders
- Has started last 13 games ; had career-high 16 points at A&M (Feb. 28) and made game-winning layup with 3.0 sec left
- Had 14 points at Ole Miss (Feb. 24) and had 14 points and nine rebounds ; was 4-of-9 from the floor and 6-of-8 at the free throw line
- Scored 12 points and had four rebounds in first start of season (3rd career) at Arkansas (Jan. 20)
- 9 points and four rebounds to lead bench players in win vs. Miss. State (Jan. 6)

14

Eli Sparkman

SO. - G - 6-0 - 160 - CLEVELAND, TENN. // BAYLOR SCHOOL

	MIN	PTS	REB	AST	FG%	3FG%	FT%
23-24	5.3	1.0	1.0	0.0	20.0	0.0	100
Career	**6.0**	**1.3**	**0.8**	**0.2**	**40.0**	**41.7**	**100**

Career Highs: **6 points, 3 rebounds*, 1 assist, 1 steal**

- Joined the Gamecocks as a walk-on prior to the start of the academic year in 2022-23
- Appeared in 12 games (eight in SEC play) off the bench, averaging 1.4 points in 6.2 minutes per game ; 15 of his 17 points came from behind the arc ; also logged three assists and three steals
- Made a 3-pointer in four of the team's final five games of the season
- Played season-high 11 minutes at Mississppi State (Feb. 28) and knocked down a pair of 3s for a season-high six points

15

Morris Ugusuk *OOO-Gah-suk*

FR. - G - 6-4 - 160 - HELSINKI, FINLAND // DRIVE BASKETBALL ACADEMY

	MIN	PTS	REB	AST	FG%	3FG%	FT%
23-24	10.8	2.4	0.7	0.6	33.3	29.8	77.8

Season Highs: **11 points*, 5 assists*, 3 rebounds*, 2 steals*, 1 block***

- Talented first-year player who has been a key reserve in spots this season when needed
- Had 10 points off the bench in 72-64 win vs. Mizzou (Jan. 27) ; was 2-for-2 from 3 in game
- Career-high 11 points vs. FAMU (Dec. 30) ; hit trio of 3s in first career game with 10+ points
- Led team with career-high five assists and no turnovers in win over Charleston Southern (Dec. 16)
- Averaged 17.2 points, 5.3 assists, 4.3 rebounds and 2.2 steals per game for Drive Basketball Academy
- Represented his home country at the 2022 FIBA U18 European Championship ; averaged 9.1 points, 3.1 rebounds, 2.9 assists and 1.7 steals per game in the tournament ; was efficient as he played just 19.7 minutes per game in seven appearances helping Finland to a third-place finish

30

Collin Murray-Boyles

FR. - F - 6-7 - 231 - COLUMBIA, S.C. // WASATCH ACADEMY (UTAH)

	MIN	PTS	REB	BLK	FG%	3FG%	FT%
23-24	21.6	10.0	5.6	0.9	59.9	0.0	68.0

Season Highs: **31 points*, 12 rebounds*, 5 assists*, 4 blocks*, 4 steals***

- Was sidelined with mono but returned to full-practice Nov. 29 and made season debut vs. GW(Dec.1)
- Back-to-back double-doubles ; had 15 pts, 11 reb & 4 blks in win vs. UF (March 2)
- Over last 8 games, 16.3 ppg and 7.9 rpg ; shooting 68.8% (53-of-77) from the field & 85.7% (24-of-28) from FT line
- Breakout game with 31 points (14-of-17 FGs) vs. Vanderbilt (Feb. 10) ; named SEC FOTW (Feb. 12)
- Consensus four-star recruit and top player in the state, ranked No. 64 in final ESPN Top-100
- Played his senior year at Wasatch Academy, which is a part of the newly formed National Interscholastic Basketball Conference (NIBC), led the team averaging 15.0 ppg, 8.8 rpg, 2.1 apg, 1.8 bpg and 1.0 spg
- 2022 4A Player of the Year in South Carolina after averaging 18.3 points 11.4 rebounds per game at AC Flora

31

Benjamin Bosmans-Verdonk *BOSE-mans-ver-DONK*

RSR. - F - 6-9 - 238 - LOMMEL, BELGIUM // ILLINOIS

	MIN	PTS	REB	BLK	FG%	3FG%	FT%
23-24	10.1	2.6	3.1	0.2	60.7	-	66.7
Career	**10.1**	**1.8**	**2.4**	**0.1**	**45.5**	**0.0**	**53.3**

Career Highs: **10 points*, 10 rebounds, 6 assists, 2 block, 2 steals**

- Had career high 10 points in win over FAMU (Dec. 30) ; first career game in double figures
- Appeared in 31 games, making 14 starts in first season in Garnet & Black in 2022-23 ; averaged 1.9 points, 3.1 rebounds and 1.1 assists per game
- Had eight points, seven rebounds, four assists and two steals vs. USC Upstate (11/25/22) in the 2022 season opener
- Second year law school student and one of only law school students in NCAA Division I men's hoops

33

Josh Gray

SR. - F - 7-0 - 265 - BROOKLYN, N.Y. // LSU

	MIN	PTS	REB	BLK	FG%	3FG%	FT%
23-24	9.5	3.0	2.9	0.6	52.6	-	48.8
Career	**11.8**	**3.2**	**4.0**	**0.7**	**51.7**	**0.0**	**44.1**

Career Highs: **20 points, 14 rebounds, 3 blocks, 2 assists, 2 steals**

- Has come on as of late and had best game of season with 15 pts & 8 reb in road win at UGA (Feb. 3)
- In the team's 7-game win streak, averaged 6.6 ppg and 5.0 rpg in just 13.9 mpg ; 20-of-32 from the field (62.5%)
- Played in all 32 games om 2022-23, making 15 starts (all in SEC play) ; averaged 4.3 points and 6.3 rebounds (led the team) in 16.8 minutes per game ; his 27 blocks (0.8 per game average), 22 dunks and 51.2 field goal percentage (44-of-86) also led the team ; averaged 5.8 points and 7.9 rebounds per game in SEC play ; had career-best three games in double figures
- Logged double-digit rebounds on 8 different occasions, 7of which came in SEC action
- Had best game of his career with 20 points and 14 rebounds vs. Arkansas (Feb. 4)

55

Ta'Lon Cooper *TUH-lon*

GR. - G - 6-4 - 200 - ROEBUCK, S.C. // MINNESOTA

	MIN	PTS	REB	AST	FG%	3FG%	FT%
23-24	33.8	9.8	4.4	4.3	47.7	45.5	73.3
Career	**31.5**	**8.8**	**3.6**	**4.7**	**42.5**	**38.9**	**67.1**

Career Highs: **20 points*, 11 rebounds, 12 assists, 5 steals, 4 blocks**

- 1,373 career points ; 5th in SEC in assists per game (4.3) and ranks 11th nationally in assist-to-turnover ratio (3.39:1) with 129 ast and just 37 TOs on the year ; season-high 9 ast at A&M (Feb. 28) ; has a trio of 7 ast, 0 TO games ; one of 5 active players in the country with 700+ career ast, 1300+ pts
- Led team with 18 pts in upset win at #5 Tenn. (Jan. 30), which is still their only home loss of the year
- Matched career-high with 20 points in win vs. #6 Kentucky (Jan. 23) ; also had 5 reb, 5 ast and no TOs
- Spent the 2022-23 season at Minnesota after three years at Morehead State ; served as team captain starting all 30 games for the Gophers ; averaged 9.9 points (third on team) and 6.3 assists per game (led team) ; his 196 assists were 12th in the country and his assist per game average was seventh nationally

STAT COMPARISON

	CAROLINA	MISS. ST.	NCAA Rank
Record	24-6	19-11	16/93
Conference Record	12-5	8-9	-
Current Streak	L1	L3	-
Scoring Avg.	71.6	74.8	237/143
Opponent Scoring Avg.	65.6	68.9	24/87
Scoring Margin	+6.0	+5.9	88/92
Field Goal %	43.9	45.3	229/140
Opponent Field Goal %	41.9	41.6	70/59
3-Point Field Goal %	34.0	32.7	182/251
Opponent 3-Point Field Goal %	33.1	29.3	154/9
3-Point Field Goals Made PG	8.3	7.5	94/177
3-Point Field Goal Attempts PG	24.3	22.8	72/138
Free Throw %	71.2	66.8	206/319
Opponent Free Throw %	73.2	74.6	-
Rebounding Avg.	36.0	38.7	140/48
Opponent Rebounding Avg.	32.4	32.5	-
Rebounding Margin	+3.6	+6.2	74/26
Turnovers Avg.	10.2	12.9	47/275
Opponent Turnover Avg.	9.7	12.4	331/134
Assists Avg.	15.3	14.5	52/98
Blocks Avg.	3.2	3.1	200/213
Steals Avg.	4.8	7.9	329/52

NCAA stats games through games played March 6

NOTABLE NUMBERS

15.7 PPG

> Freshman Collin Murray-Boyles has averaged 15.7 points and 8.2 rebounds the last 9 games. He's shooting 67.4% (58-of-86) in the stretch and 83.3% (25-of-30) at the charity stripe for a high volume of efficiency in 27.8 minutes per game.

7

> Lamont Paris was a part of the Wisconsin coaching staff that made seven straight appearances in the NCAA Tournament. Included in that stretch was a National Championship Game appearance (2015), Final Four (2014) and four Sweet 16s (2011-12, 2016-17).

17

> The Gamecocks 17-point win over No. 6 Kentucky (Jan. 23) was the program's largest ever over a top-10 opponent. The previous high was 14 against N.C. State (75-61 on 12/12/56) and 14 over Cincinnati (97-83 on 2/15/97).

7

> The Gamecocks saw their 7-game SEC win streak come to an end at No. 13/12 Auburn. The last time Carolina won seven consecutive games in league play was when the team started 11-0 in conf. action during the 1996-97 SEC Championship season.

A SOUTH CAROLINA WIN WOULD ...

- Give head coach Lamont Paris his 25th victory this season, the most by a second-year head coach in program history. George Felton is second behind Paris with 19 wins in his second season (1987-88).
- The 25 victories would T-2nd most in program history for a single season with the 1969-70 and 2015-16 teams.
- Give the Gamecocks 13 SEC wins, which surpass a tie with the 2016-17 team for the second most SEC wins all-time at Carolina. This year marks the eighth time the Gamecocks have won 10 or more SEC games since joining the league in 1991-92.
- Be the team's seventh SEC road win, which would tie a program record with the 1996-97 team.

INTERVIEW POLICIES

All interview requests must be made in advance to Associate Director Michael DeBates in the South Carolina Athletics Communications and Public Relations Office.

Post-Game Interview Policy: After each home game, the South Carolina student-athletes will address the media first, then head coach Lamont Paris. Visiting team press conferences may be conducted via Zoom. Each team will provide a link to its own press conference. There may be exceptions in which the visiting head coach will come to the media room for an in-person press conference. (Depending on deadline, this may be altered on a game-by-game basis).

Road Interview Policy: Interviews with coach Paris and Gamecock student-athletes while on the road will be scheduled according to the home/event post-game media procedure (non-conference play).

All interviews are to be coordinated through the Communications and Public Relations Office. This allows the staff to arrange the interview when it best suits the student-athlete's and the reporter's schedules. Please contact the Communications and Public Relations Office in advance to make your interview requests. Media are not permitted to contact student-athletes on their own at any time.

All interviews will take place at the designated media interview site for that day as listed in the weekly availability schedule.

Dormitory, apartment and cell phone numbers for student-athletes will not be provided to the media. Should you need to conduct a telephone interview with a student-athlete, a call will be placed to you from the student-athlete at a mutually agreeable time.

SOUTH CAROLINA MEDIA RELATIONS

Michael DeBates, primary contact
Associate Director
cell: 712-348-5863
e-mail: mdebates@mailbox.sc.edu
X: @mdebates

SOUTH CAROLINA MEN'S BASKETBALL ONLINE

Website: www.GamecocksOnline.com/sports/mens-basketball
Facebook: www.Facebook.com/GamecockMBB
X: @GamecockMBB
Instagram: @GamecockMB

MAMA THERE GOES THAT MAN MEECHIE

> Meechie Johnson was named SEC Player of the Week for the second time and Lute Olson Award National Player of the Week on Monday, March 4 after leading the Gamecocks to a pair of big wins last week on the road at A&M (Feb. 28) and at home vs. No. 24/24 Florida (March 2). He's the second Gamecock to earn the National Player of the Week honor from the organization since it started in 2016. All-American Sindarius Thornwell was the last South Carolina player to win the award back in 2017. Johnson averaged 23.5 points, 4.5 rebounds, 3.0 assists and 1.5 steals in two games. He was 17-of-29 from the floor, good for 58.6 percent. The Cleveland, Ohio, native had 22 points, five rebounds, three assists, a block and a steal in the two-point road win in College Station. He went 7-of-14 from the floor and hit a trio of 3s. He followed up his strong performance with 25 points, four rebounds, three assists and two steals in a comeback, 82-76 win over No. 24/24 Florida on Saturday. Johnson set a new career-high with 10 made field goals on 15 shot attempts. He scored 21 of his 25 points in the second half in a game that the Gators led by 10 points with just over 13 minutes to play. Johnson has a career-best nine 20-point games this season and the team improves to 10-3 the last two seasons when he scores 20 or more points.

ALL WE DO IS WIN... ON THE ROAD!

> The Gamecocks led for nearly 35 minutes in the team's sixth road victory of the season, 70-68 over Texas A&M on Wednesday night. Zachary Davis had the game-winning layup with 3 seconds remaining. Wade Taylor IV tied the game with 9 seconds left and head coach Lamont Paris elected not to take a timeout as Meechie Johnson drove the length of the floor and fed Davis at the rim, who calmly laid it in. The six road victories are the second most in program history, trailing only the 1997 SEC Champion Gamecocks who won seven games away from Carolina Coliseum in league action en route to the title. Davis, who had a career day at Ole Miss last Saturday, poured in a new career high with 16 points. Johnson added a game-high 22 points on 7-of-14 shooting with three triples. Ta'Lon Cooper filled up the stat sheet with 11 points, a season-high nine assists and eight rebounds. Collin Murray-Boyles pulled down a new career high 12 rebounds, with eight coming in the second half. The Gamecocks held the nation's best offensive rebounding team to just 11 rebouns on that end of the floor, nearly eight below the Aggies' season average of 17.8 offensive rebounds per.

ROAD COCKS

> After trailing early, South Carolina dominated the remaining 36:43 never surrending the lead again in a 72-59 victory at Ole Miss (Feb. 24) on Saturday. Sophomore Zachary Davis stepped up in his 10th straight start with 14 points and nine rebounds, both career highs. The Gamecocks controlled the game inside, holding a 44-34 edge on the glass, a 34-22 edge in points in the paint and 16-10 advantage in second chance points. B.J. Mack led the way with 17 knocking down a trio of 3s. Collin-Murray Boyles (12) and Jacobi Wright (10) joined Davis and Mack in double figures. The Gamecocks picked up the team's 10th SEC win, which marks the eighth team in program history the team has had double-digit league wins since joining the conference in 1991-92. Carolina also improved to 5-2 on the road in SEC action. The five SEC wins away from home are T-2nd most all-time by the 2016-17 team. The 1996-97 SEC Champion Gamecocks won seven road games, the most in program history.

ADVERSITY HITS

> For the first time all season, the top-25 Gamecocks lost back-to-back games last week falling at Auburn and at home to LSU by a point on Saturday. Carolina has a tough schedule down the stretch with five of its remaining games against teams ranked in the top-70 of the latest NET Rankings (thru games played Feb. 21).

CAROLINA BENCH PRODUCTION

GAME	SC-OPP	DIFF.	SC HIGH BENCH SCORER
USC Upstate	25-13	+12	J. Wright, 9
vs. Virginia Tech	14-17	-3	J. Wright, 12
VMI	20-23	-3	J. Wright, 9
vs. DePaul	27-16	+11	Z. Davis, 10
vs. Grand Canyon	19-4	+15	J. Wright, 10
Notre Dame	9-7	+2	J. Wright, 7
George Washington	20-29	-9	M. Ugusuk, 6
at #24/20 Clemson	12-9	+3	Z. Davis, C. Murray-Boyles, 5
at East Carolina	15-6	+9	Z. Davis, 9
Charleston Southern	24-6	+18	C. Murray-Boyles, 7
Winthrop	17-8	+9	J. Wright, 7
Elon	17-11	+6	C. Murray-Boyles, 10
Florida A&M	52-24	+28	C. Murray-Boyles, 17
Miss. State	20-30	-10	Z. Davis, 9
at Alabama	14-18	-4	Z. Davis, C. Murray-Boyles, 4
at Mizzou	18-14	+4	J. Wright, 11
Georgia	13-32	-19	J. Wright, 7
at Arkansas	17-22	-5	J. Gray, 6
#6/6 Kentucky	26-24	+2	J. Wright, 14
Mizzou	26-15	+11	J. Wright, 11
at #5/5 Tennessee	22-8	+14	M. Stute, 13
at Georgia	20-15	+15	J. Gray, 15
Ole Miss	23-6	+17	M. Stute, 12
Vanderbilt	12-15	-3	M. Stute, 8
at #12/13 Auburn	1-39	-38	S. Clark, 1
LSU	20-26	-6	J. Wright, 8
at Ole Miss	15-10	+5	J. Wright, 10
at A&M	7-30	-23	J. Wright, 3
#24/24 Florida	21-25	-4	J. Wright, 16
#4/4 Tennessee	8-5	+3	M. Stute, 6
at Miss. State			

CAROLINA SPECIALTY STATS

(PP) points in paint; (OT) points off turnovers; (2nd) second chance points; (FB) fast break points

(South Carolina-Opponent)

GAME	PP	OT	2ND	FB
USC Upstate	34-30	11-15	12-6	12-15
vs. Virginia Tech	36-36	7-11	12-7	0-6
VMI	32-30	14-10	12-6	14-2
vs. DePaul	30-36	13-14	13-8	6-6
vs. Grand Canyon	28-24	12-16	5-12	0-12
Notre Dame	14-18	11-5	9-8	4-8
George Washington	24-26	14-4	12-4	11-16
at #24/20 Clemson	24-30	8-10	12-16	2-2
at East Carolina	22-26	13-16	8-4	5-4
Charleston Southern	36-28	11-10	19-11	6-6
Winthrop	40-16	18-13	16-11	6-8
Elon	26-18	17-11	9-7	7-7
Florida A&M	38-22	13-15	19-13	7-14
Miss. State	24-34	12-11	16-6	6-3
at Alabama	24-20	10-17	5-15	7-16
at Mizzou	32-36	4-15	16-15	2-3
Georgia	32-30	9-8	17-17	6-10
at Arkansas	38-32	4-8	5-14	7-8
#6/6 Kentucky	26-26	12-10	9-12	5-7
Mizzou	20-40	15-12	6-4	3-18
at #5/5 Tennessee	18-28	7-6	10-13	4-8
at Georgia	40-24	7-9	6-2	5-5
Ole Miss	32-28	13-11	16-6	4-7
Vanderbilt	38-36	8-7	14-6	0-0
at #12/13 Auburn	30-36	8-25	13-5	2-16
LSU	38-38	10-11	11-13	3-12
at Ole Miss	34-22	12-13	16-10	2-11
at A&M	38-32	5-6	6-12	2-0
#24/24 Florida	24-30	13-9	5-6	10-9
#4/4 Tennessee	30-18	12-6	15-3	5-13
at Miss. State				
SC Total	**902**	**323**	**349**	**153**
SC Average	**30.1**	**10.8**	**11.6**	**5.1**
Opp Total	850	326	261	252
Opp Average	28.3	10.9	8.7	8.4

SOUTHEASTERN CONFERENCE STANDINGS

As of Thursday, March 6, 2024

Team	Conference	Overall
#4/4 Tennessee	14-3	24-6
#15/13 Kentucky	12-5	22-8
#16/17 Alabama	12-5	20-10
#13/14 Auburn	12-5	23-7
#17/16 South Carolina	**12-5**	**24-6**
#RV/25 Florida	11-6	21-9
Texas A&M	8-9	17-13
Mississippi State	8-9	19-11
LSU	8-9	16-14
Ole Miss	7-10	20-10
Georgia	6-11	16-14
Arkansas	6-11	15-15
Vanderbilt	3-14	8-22
Missouri	0-17	8-22

SCORES AND SCHEDULE IN THE SEC

Tuesday, February 27
#16 Kentucky 91, at Mississippi St. 89
at LSU 67, Georgia 66
Vanderbilt 85, at Arkansas 82

Wednesday, February 28
at #24 Florida 83, Missouri 74
at #4 Tennessee 92, #11 Auburn 84
#18 South Carolina 70, at Texas A&M 68
#14 Alabama 103, at Ole Miss 88

Saturday, March 2
at #18 South Carolina 82, #24 Florida 76
at #16 Kentucky 111, Arkansas 102
LSU 75, at Vanderbilt 61
at #11 Auburn 78, Mississippi St. 63
Texas A&M 70, at Georgia 56
#4 Tennessee 81, at #14 Alabama 74
Ole Miss 84, at Missouri 78

Tuesday, March 5
at Georgia 69, Ole Miss 66
at Florida 105, #16 Alabama 87
#13 Auburn 101, at Missouri 74

Wednesday, March 6
#4 Tennessee 66, at #17 South Carolina 59
at Arkansas 94, LSU 83
at Texas A&M 75, Mississippi St. 69
at #15 Kentucky 93, Vanderbilt 77

Saturday, March 9
Arkansas at #16 Alabama ESPN 12:00p
Texas A&M at Ole Miss CBS 2:00p
#17 South Carolina at Mississippi St. SEC Network 2:30p
#15 Kentucky at #4 Tennessee CBS 4:00p
Florida at Vanderbilt SEC Network 4:30p
Georgia at #13 Auburn SEC Network 6:30p
Missouri at LSU SEC Network 8:30p

All times listed Eastern Time

ASSOCIATED PRESS POLL

Week 18 (March 4, 2024)

RK	TEAM	REC	PTS	TREND
1	Houston (52)	26-3	1539	-
2	UConn (6)	26-3	1462	↑1
3	Purdue (4)	26-3	1459	↓1
4	Tennessee	23-6	1364	-
5	Arizona	23-6	1252	↑1
6	Iowa State	23-6	1212	↑2
7	North Carolina	23-6	1201	↑2
8	Marquette	22-7	1056	↓3
9	Duke	23-6	1051	↑1
10	Creighton	22-8	983	↑2
11	Baylor	21-8	901	↑4
12	Illinois	22-7	834	↑1
13	Auburn	22-7	746	↓2
14	Kansas	21-8	723	↓7
15	Kentucky	21-8	711	↑1
16	Alabama	20-9	592	↓2
17	South Carolina	24-5	579	↑1
18	Washington State	23-7	484	↑1
19	Gonzaga	24-6	396	↑4
20	BYU	21-8	343	↑6
21	San Diego State	22-7	338	↓1
22	Utah State	24-5	285	-
23	Saint Mary's	24-7	268	↓6
24	South Florida	22-5	154	↑1
25	Dayton	22-6	50	↓4

Others receiving votes: Nevada 42, Florida 39, Boise State 26, Texas Tech 10, Texas 10, Indiana State 9, Appalachian State 6, New Mexico 5, Florida Atlantic 4, James Madison 4, Princeton 3, McNeese 2, Villanova 2, Michigan State 2, Colorado State 2, Richmond 1

Dropped from rankings: Florida 24

COACHES POLL TOP 25

Week 18 (March 4, 2024)

RK	TEAM	REC	PTS	TREND
1	Houston (28)	26-3	795	-
2	UConn (3)	26-3	757	-
3	Purdue (1)	26-3	745	-
4	Tennessee	23-6	705	-
5	Arizona	23-6	644	↑2
6	Iowa State	23-6	629	-
7	North Carolina	23-6	628	↑1
8	Duke	23-6	541	↑2
9	Marquette	22-7	531	↓4
10	Creighton	22-8	487	↑2
11	Baylor	21-8	452	↑3
12	Illinois	22-7	423	↑4
13	Kentucky	21-8	396	↑2
14	Auburn	22-7	376	↓3
15	Kansas	21-8	366	↓6
16	South Carolina	24-5	298	↑2
17	Alabama	20-9	289	↓4
18	Gonzaga	24-6	215	↑4
19	San Diego State	22-7	194	-
20	Washington State	23-7	182	↑1
21	Saint Mary's	24-7	175	↓4
22	Utah State	24-5	151	↑1
23	BYU	21-8	140	↑3
24	South Florida	22-5	88	↑1
25	Florida	20-9	42	↓1

Others receiving votes: Dayton 31, Texas Tech 24, Nevada 24, Boise State 16, Appalachian State 13, James Madison 10, Oklahoma 8, Northwestern 7, Indiana State 5, Clemson 5, TCU 4, Wake Forest 3, Nebraska 1

Dropped from rankings: Dayton 20

SERIES BREAKDOWN

> The Bulldogs lead the all-time series, 29-18.
> State has won 10 of the last 14 matchups in the series.
> Carolina is 4-3 in its last six matchups against the Bulldogs at home but has not win in Starkville since Feb. 11, 2017.
> The Gamecocks last win at The Hump came by way of a 77-73 final score in a back-and-forth affair. All-American Sindarius Thornwell led all scorers with 28 points.

SC ALL-TIME RECORD VS. MISS. STATE

H: 12-10 ; A: 4-15 ; N: 2-3

Last 10 meetings...

F. 19, 2020	A	76-79		L
M. 3, 2020	H	83-71	W	
F. 6, 2021	H	59-75		L
F. 24, 2021	A	48-69		L
F. 1, 2022	A	64-78		L
F. 23, 2022	H	66-56	W	
M. 10. 2022	N	51-73		L
J. 31, 2023	H	51-66		L
F. 28, 2023	A	68-74		L
J. 6, 2024	H	68-62	W	

Experience, Experience, EXPERIENCE

> Below is a table of total starts and games played by all players on rosters amongst SEC schools heading into the 2023-24 season.

GAMES PLAYED	GAMES STARTED
1. Missouri - 997	1. Miss. State - 514
2. Texas A&M - 940	2. Texas A&M - 502
3. Arkansas - 927	**3. South Carolina - 480**
4. Miss. State - 842	4. Missouri - 468
5. South Carolina - 836	5. Arkansas - 463
6. LSU - 816	6. Ole Miss - 428
7. Georgia - 715	7. LSU - 380
8. Auburn - 712	8. Georgia - 376
9. Ole Miss - 677	9. Vanderbilt - 347
10. Tennessee - 598	10. Tennessee - 339
11. Florida - 579	11. Auburn - 268
12. Vanderbilt - 515	12. Alabama - 267
13. Alabama - 473	13. Florida - 271
14. Kentucky - 299	14. Kentucky - 167

Junior transfer Myles Stute played three seasons at Vanderbilt, making 59 starts in 91 games played. He averaged 7.4 ppg and 3.7 rpg for the Commodores, leading the SEC in 3-point FG% in 2021-22 (.426).

NOTABLE NUMBERS

#47 IN NET

South Carolina is #47 in the NET. The team's NET has been as high as 26 this season, a program-best mark. The team is one of eight in the SEC in the top-60 of the NET Rankings. The Gamecocks are 10-4 in Quad 1 and 2 games with a trio of Quad 1 victories.

13 GAMES

The Gamecocks had 19 assists and just three turnovers in the team's blowout win over George Washington (Dec. 1). It marked the fewest turnovers in a game for the Gamecocks since the team had just one in a 73-65 win over Tulane on Feb. 11, 1985. The team's 13, single-digit turnover games this season are the most in program history since joining the SEC in 1991-92.

20 ASSISTS

The Gamecocks had 20 assists in back-to-back SEC games (20 at Arkansas on Jan. 20 and 20 vs. #6 Kentucky on Jan. 23) for just the second time since joining the league in 1991-92. Feb. 7. 1996 at Auburn (22) and Feb. 10, 1996 at LSU (23) was the last time it happened. Since 2020, only nine schools have had back-to-back SEC games with 20 or more assists (six progams have done it this season in league play). The Gamecocks have had 20 or more assists in five SEC games this season, tied with Auburn for third most behind Tennessee & Kentucky (6).

MOVING ON UP

>South Carolina jumped to No. 11 in both major top-25 polls on Monday, Feb. 12. The Gamecocks ranking of 11th in the AP Poll is the highest for the program since being ranked No. 11 in Week 7 (Dec. 29) of the 1997-98 season. The team's nine-spot jump in the Coaches Poll was the most by teams ranked in last week's top-25.

A STAR IS BORN

> Freshman Collin Murray-Boyles brokeout for 31 points in a 15-point home victory against Vanderbilt (Feb. 10). He went 14-of-17 from the floor, good for 82.4 percent shooting. Murray-Boyles became the first SEC player since Bobby Portis in 2014 to record a game with 30 or more points and 13 or more made FGs while shooting above 80.0 percent. He became just the third Gamecock freshman to score 30 or more since joining the SEC in 1991-92. The local product from Columbia also became just the third Gamecock in the last 25 seasons to score 30 or more while shooting 80.0 percent in an SEC contest. He was named SEC Freshman of the Week on Monday (Feb. 12) for the breakout performance.

BACK IN THE POLLS

>South Carolina reentered the top-25 of the Associated Press and USA TODAY Coaches Poll on Monday, Feb. 5 for the first time since February of 2017. The Gamecocks are ranked No. 15 in the AP Poll and No. 20 in the Coaches Poll.
The No. 15 rating in the AP Poll is the highest ranking for Carolina since being ranked No. 14 in the final AP Poll of the 1997-98 season. The last time the Gamecocks were ranked in the regular season top-25 was Week 15 (Feb. 13, 2017) during the 2016-17 Final Four season. Carolina was 20-5 and ranked No. 21 in the AP Poll and No. 19 in the Coaches Poll.

PURE. TEAM. BASKETBALL.

>The Gamecocks had a season-high 25 assists on 29 made field goals in a double-digit road win at Georgia on Feb. 3. Carolina trailed by 10 in the first half and clawed back to make it a 2-point game at halftime. The Gamecocks ramped up the defense in second half and held the Bulldogs to just 22 points and 29.2 percent shooting (7-of-24) in the second half. Collin Murray-Boyles (16) and Josh Gray (15) combined for 31 points, 15 rebounds and five dunks as the Gamecocks dominated inside, holding a 40-24 points in the paint edge.

COCKY TOP

>The Gamecocks rocked the college basketball world yet again with a 63-59 victory at No. 5/5 Tennessee on Jan. 30. Carolina, the SEC's top scoring defense, was stout as the Gamecocks led for 30 minutes in front of a crowd of 20,667 at Food City Center. Ta'Lon Cooper led the way with 18 points, knocking down four of his five shots from behind the arc. Myles Stute returned after missing three games and scored 13 points off the bench. It was Carolina's first win at Rocky Top since January of 2017 and snapped a five-game losing streak to the Vols. It marked the team's second win over an AP Top-10 team in three games, marking the first time the Gamecocks have beat two top-10 opponents in a three-game stretch since 1968. It was also the team's first road win over a top-five opponent since defeating No. 3 Kentucky, 72-66, on March 2 1997 at Rupp Arena.

DON'T LET ME DOWN

>There was no let down after the team's big win over No. 6/6 Kentucky on Saturday (Jan. 27) as South Carolina led for 35 minutes in a 72-64 victory over a scrappy Missouri team. It marked the first SEC sweep of an opponent under head coach Lamont Paris. It also marked the ninth 5-2 or better start in SEC play since the team joined the league in 1991-92. B.J. Mack had 21 points (15 in the first half) and Jacobi Wright (11) and Morris Ugusuk (10) each scored in double figures off the bench. Carolina is 4-0 when Mack scores 20 or more this season and 6-0 when Wright scores 10 or more off the bench. The team had 10 3s and has made double-digit 3s now in two-straight SEC games.

LET'S MAKE HISTORY, SHALL WE?

>South Carolina routed No. 6/6 Kentucky at home, 79-62, in front of a sellout crowd at CLA on Tuesday (Jan. 23) last week. The Gamecocks opened an 8-point lead at halftime and never looked back. The 17-point win was the largest ever over a top-10 opponent in program history. It was also the team's highest ranked win since defeating the top-ranked Wildcats on Jan. 26, 2010 and the first top-25 win for Lamont Paris in his seven seasons as a head coach. Ta'Lon Cooper led all scorers, matching a career high with 20 points (also had five assists and no turnovers). Meechie Johnson (14) and Jacobi Wright (14) also scored in double figures for Carolina, who knocked down 11 3s in the game. The team had 20 assists again for the second straight SEC game. It marked the first time the Gamecocks had 20 or more assists in consectuive games since 2014.

SHARING THE SUGAR

>The Gamecocks were efficent and effective on both ends of the floor in a 77-64 triumph at Arkansas last Saturday (Jan. 20). Carolina never trailed in

the game in what was the team's second-largest margin of victory at Bud Walton Arena in six all-time road wins over the Hogs. B.J. Mack had 18 points and nine rebounds, knocking down 3-of-4 from behind the arc. Zachary Davis, who started for the first time this season, had 12. Ta'Lon Cooper (11) and Collin Murray-Boyles (11) each scored in double figures as well. The Gamecocks had 20 assists and 28 made baskets. The team shot 51.9 percent (28-of-54) and 50.0 percent (9-of-18) from distance. Arkansas entered the game 8-1 on its home floor, the only loss to a top-10 Auburn team.

FREE THROW CONTEST

> South Carolina fell at home, 74-69, in a hard-fought game against Georgia (Jan. 16), snapping a 10-game home win streak that dated back to last season. The Gamecocks opened up a 9-point lead early in the second half but were unable to sustain after being plauged with poor shooting from the floor and the foul line. Both teams shot 32 free throws. South Carolina was a season-low 53.1 percent (17-of-32) at the charity stripe and the Bulldogs were 78.1 percent (25-of-32) at the foul line, including 83.3 percent (20-of-24) in the seocn half. The Gamecocks shot 47.6 percent (10-of-21) from the foul line in half two. Meechie Johnson led all scorers with 19, hitting four 3s.

TUESDAY TOOK AN L, BUT SATURDAY WE BOUNCED BACK

> Trailing for most of the second half at Missouri (Jan. 13), Ta'Lon Cooper hit a game-tying 3 with 25 seconds left to send the game to OT tied at 62-62. Jacobi Wright then hit the game-winning bucket with 13 seconds left in OT over the out-stretched arms of 7-5 Connor Vanover as the Gamecocks prevailed 71-69 for the team's first win at Mizzou Arena since 2017. B.J. Mack was 7-of-13 with 21 points to lead Carolina, his third 20-point game of the season and first in SEC action. Over the final 10:38 of regulation and OT, the South Carolina defense held Missouri to just 17 points on 33.3 percent shooting (7-for-21). The Gamecocks were also 16-of-18 at the free throw line (88.9%).

WHO WAS THAT TEAM IN HALF TWO IN T-TOWN?

>The Gamecocks saw the team's six game win streak come to an end with a 74-47 loss at Coleman Coliseum on Tuesday night. Carolina, who led for most of the opening 20 minutes, trailed by one, 30-29, at halftime (first time trailing at half all year). The Gamecocks would shoot just 22.2% (6-of-27) in the second half and a season-low 30.9% (17-of-55) for the game. Carolina tied a season-high with 17 turnovers and the Crimson Tide knocked down 15 triples, including nine in the second half. Alabama opened a double-digit lead to start the second half and it was the first time Carolina trailed by double-digits all season.

BIG LOVE FOR BIG MEECH

> Meechie Johnson was named SEC Player of the Week for the first time in his career on Jan. 8 after scoring 24 points (15 in second half) in a 68-62 SEC opening win over Miss. State (Jan. 6). It was his first POTW recognition and the first POTW honor for a Gamecock since Jair Bolden won it back on Dec. 23, 2019 after scoring 22 and helping led the team to an upset win at No. 9 Virgnia. Johnson was also one of 30 players named to the Lute Olson Award Mid-Season Watch List on Jan. 10.

JOY TO THE WORLD

> After a tough loss in a tightly contested in-state rivalry matchup to then No. 24/20 Clemson (Dec. 6), the Gamecocks rattled off six-straight wins to improve to 13-1 for just the sixth time in program history (first 13-1 start since 2015-16). The team's most recent win over Miss. State marked the 10th-straight home victory for Carolina dating back to a Senior Day win over Georgia last season. It's the team's longest home win streak since the 2015-16 Gamecocks started the year 13-0 at home.

RECORD BREAKING SZN

>South Carolina sunk a school record 18 3s in the team's blowout, 89-67 victory over George Washington (Dec. 1). Meechie Johnson had 24 points (5-of-7 3FGs) and B.J. Mack had 20 (4-of-8 3FGs) as seven different players hit shots from behind the arc for the Gamecocks. Carolina had a season-high 19 assists and just three turnovers, the lowest turnover total in a game since the team had one on in a 73-65 win over Tulane on Feb. 11, 1985. The Gamecocks scored 89 points on 63 possesions, good for 1.4 points per possession.

3HREECHIE JOHNSON

>Meechie Johnson hit four 3s and went 9-of-15 from the floor en route to a career-high 29 points in leading the team to a 65-53 victory over Notre Dame in the ACC/SEC Challenge (Nov. 28). His previous career high was 26 in last season's historic win at Rupp Arena over Kentucky. With the victory, the Gamecocks earned the team's 10th 6-0 start in program history.

MURRAY BOYLES CLEARED

>Star freshman forward Collin Murray-Boyles was cleared to resume full practice on Wednesday, Nov. 29 after being sidelined since the start of the season (Nov. 1) with mononucleosis. The local product from AC Flora is expected to play a vital role for the Gamecocks this season when he returns to the court.

In 2022-23, Murray-Boyles played his senior year at Wasatch Academy (Mt. Pleasant, Utah), which is a part of the newly formed National Interscholastic Basketball Conference (NIBC), a league that features that top high school programs in the nation. He led the team averaging 15.0 points, 8.8 rebounds, 2.1 assists, 1.8 blocks and 1.0 steals per game. His 15.0 points per game were third in the NIBC and his 8.8 rebounds led the conference.

Murray-Boyles rose up the recruiting rankings after his standout season in Utah and was pegged a consensus four-star prospect ranked inside the top-100 players in the country. The Athletic has him slotted as the No. 13 freshmen you absolutely can't afford to miss and On3.com has him ranked the No. 6 impact freshmen in the SEC.

WE ARE THE CHAMPIONS

>B.J. Mack scored 21 of his 27 points in the second half of a 75-68 victory over Grand Canyon in the Arizona Tip-Off Cactus Division Championship Game (Nov. 19). The grad transfer was 4-of-7 from downtown and 9-for-9 at the free throw line en route to tournament MVP honors. He was joined on the all-tournament team by Meechie Johnson. Jacobi Wright came through in the clutch again off the bench for the Gamecocks with 10 points, including pivotal baskets with 46 seconds and 2:01 remaining. After nine turnovers in the first half, Carolina committed just one giveaway the final 20 minutes at Desert Diamond Arena.

MEECHIE WAS FEELIN' IT IN THE DESERT

>Meechie Johnson had his first 20-point outing of the season, helping lead the team to a 78-63 win over DePaul in the semifinals of the Arizona Tip-Off (Nov. 17). He had 18 of his 24 points in the first half and was also 7-of-10 from the floor in the game's opening 20 minutes. Zachary Davis

NCAA ACTIVE ASSISTS LEADERS LIST

1. Isaiah Stevens (Colorado State) - 833
2. Sahvir Wheeler (Washington) - 831
3. Darius Brown II (Utah State) - 778
4. ***Ta'Lon Cooper (South Carolina) - 730***
5. Tyler Kolek (Marquette) - 722
6. Tristen Newton (UCONN) - 696
7. Ray J Dennis (Baylor) - 681

T8. Xavier Johnson (Indiana) - 678
T8. Pierre Crockrell II (UC Irvine) - 678
10. Braden Norris (Loyola Chicago) - 670
T11. Dajuan Harris Jr. (Kansas) - 645
T11. Caleb Fields (Arkansas State) - 645
13. Jamal Shead (Houston) - 637
14. Keishawn Davidson (Belmont - 617
15. Reece Beekman (Virginia) - 601

**** rankings thru games played March 4***

Graduate transfer Ta'Lon Cooper has 73 career games with five or more assists on his resume. Twelve of those have come this season. The Roebuck, S.C., native returns to his home state after stints at Morehead State (2019-22) and Minnesota (2022-23).

KEY STAT

Lamont Paris' teams are 37-4 when scoring 80 or more points dating back to his first season as head coach at Chattanooga (2017-18). He's 6-0 at South Carolina when his team scores 80 or more.

was the only other player in double figures for Carolina with 10 points off the bench, his second career game in double figures.

BIG MACK ATTACK

>B.J. Mack had 17 points and matched a career high with 13 rebounds to lead the Gamecocks to a 10-point win over VMI (Nov. 13) in an unbracketed game, part of the Arizona Tip-Off. It was the big man's 8th career double-double. Ta'Lon Cooper had another seven assist, zero turnover night.

TOTAL TEAM EFFORT

>Five players scored in double figures for South Carolina in a big, 79-77 win over Virginia Tech in the Hall of Fame Series in Charlotte on Nov. 10. B.J. Mack scored the game-winning bucket with 20 seconds to go. The hometown kid scored 15 of his 19 points in the second half, going 9-of-16. Myles Stute led the way 21 points thanks to 5-of-6 shooting from behind the arc. Jacobi Wright (12), Ta'Lon Cooper (12) and Meechie Johnson (11) also scored in double figures for Carolina who shot a sizzling 56.4 percent (31-of-55) from the floor. The Gamecocks were also 10-of-21 (47.6 percent) from behind the 3-point arc. Cooper had seven assists and zero turnovers in 31 minutes of action. It was head coach Lamont Paris' 100th career win as head coach.

MAKING IT RAIN

>South Carolina started the season with an emphatic 82-53 victory over USC Upstate on Nov. 6. It was the largest margin of victory in a season-opening win since the team defeated Longwood, 82-44 (38 points), on Nov. 9, 2013. The Gamecocks shot 52.7 percent (29-of-55) from the field and 54.5 percent (12-of-22) from downtown. The team made double-digit 3s on seven occasions last season, posting a 5-2 record in those games. Ta'Lon Cooper and Meechie Johnson led all scorers with 15 each. B.J. Mack had 13 and Myles Stute had 10. Zachary Davis was a spark off the bench with a team-high eight rebounds and three steals.

COMEBACK KIDS

>South Carolina erased a 17-point halftime deficit in a 60-57 charity exhibition win over Wofford on Nov. 1. After a rough first half shooting the ball, the Gamecocks shot 42.9 percent (12-of-28) and 44.4 percent (8-of-18)from behind the arc. B.J. Mack led all Carolina players with 14 points, adding seven rebounds and three steals. Myles Stute had a double-double with 11 points and 11 rebounds. Zachary Davis came off the bench and scored 13 points in 20 minutes. The team was +11 with him on the floor.

PRESEASON TRIP TO THE COMMONWEALTH

> The team went on its first foreign tour since a 2016 trip to Costa Rica in August, spending five days at Atlantis in the Bahamas (Aug. 3-8). Carolina was one of a handful of teams in paradise (Texas A&M and LSU also there from the SEC) and played a pair of games in the same ballroom that host the Battle 4 Atlantis in November.

> In game one, the Gamecocks defeated Žalgiris-2 from Lithuania, 86-60. The team knocked down 16 3s and forced 22 turnovers (14 steals). Four players scored in double figures led by Meechie Johnson with 20. He and Myles Stute each made four 3s. Ta'Lon Cooper and B.J. Mack each hit three 3s.

> In game two, dominated from start to finish in a 106-67 victory over Club Obras from Argentina. It was another outstanding shooting performance for South Carolina in the Imperial Ballroom, as the team knocked down 17s. Six different players hit multiple shots from behind the arc. Freshmen Collin-Murray Boyles and Arden Conyers scored in double figures as Murray-Boyles had 16 points on 7-of-7 shooting to led the team.

KenPom RUNDOWN

> By the end of the 2022-23 season, South Carolina was statistically one of the youngest teams in the nation. The Gamecocks finished the season with an average of 1.50 years of Division I experience, which ranked 269th nationally. This year, Carolina ranks 25th in the country in the same category with an average of 2.80 years of Division I experience on the roster. That number is third in the SEC behind only Missouri (2.87 years) and Ole Miss (2.83 years).

> The Gamecocks are one of three teams in the SEC to rank in the top-60 in Adj. Efficiency on offense and defense: Auburn and Tennessee are the other three schools in the top-70 in both categories.

> Thru 30 games, Carolina's 2-point FG percentage defense (45.9%) is 26th nationally. Last season the team ranked 320th (53.7 percent).

> The team's offensive rebound percentage of 33.0 is 56th in the country (sixth in the SEC behind Florida, Texas A&M, Miss. State, Alabama, and Auburn).

> The Gamecocks' 47.1 effective FG percentage on defense is 34th in the country compared to 52.6% last year, which ranked 290th, a 256-spot jump up the rankings.

> Carolina is No. 55 in adjusted efficiency rating on offense (114.5) compared to a No. 205 ranking last year (103.5).

> Overall, Carolina's KenPom ranking of 47th is a 174-spot jump from the team's final ranking of 221st last season. It's the biggest single-season rankings jump in the SEC by a wide margin. LSU is second with an 65-spot jump from 151st to 86th.

> Collin Murray-Boyles' offensive rating of 121.5 (23.4% usage) is 46th in the country amongst players with 20.0% of possessions used.

> Big man Josh Gray was third in offensive rebound percentage and 25th in defensive rebound percentage last season. He joined Erik Stevenson (21-22), Chris Silva (17-18, 18-19), Brenton Williams (13-14) and Devon Downey (09-10) as the only Gamecocks since 2009 to finish the season ranked within the top-five of one or more of the 18 KenPom indvidual player rankings.

ORDER ON THE COURT

> The Honorable L. Casey Manning enters his 31st season as an analyst for men's basketball games on the Gamecock Radio Network. He joined the broadcast team for the 1993-94 season and worked alongside legendary South Carolina play-by-play man Bob Fulton. Manning has worked alongside current play-by-play man Derek Scott since 2016-17. The Gamecocks advanced to the school's first ever Final Four their first year working together. Manning, a Dillon, S.C. native, played for the Gamecocks from 1970-73 and made history as the first African-American scholarship player in program history. He graduated from the South Carolina School of Law in 1977 and has served as Circuit Court Judge for the Fifth Judicial Court since 1994. Manning retired on Dec. 31, 2022.

> On Dec. 8, 2022, at a retirement function at the USC Alumni Center, Manning received the Order of the Plametto from Gov. Henry McMaster, the highest civilian honor granted in the state of South Carolina.

> Two streets were also named after him, one in downtwon Columbia near the courthouse he worked in and the other in his hometown of Dillon, S.C.

> On May 7, 2022, Manning received an honorary doctor of laws degree from the Board of Trustees at commencement. It is the highest degree you can receive from the university.

> He joins Dave Kellum (34th season as Ole Miss pxp) as the only members of the 30-year club on radio broadcast in the SEC.

BY THE NUMBERS

430 - The Gamecocks four transfers (Clark, Cooper, Mack and Stute) entered this season having played a combined **430** games at the Division I level with 299 starts across the quartet of players.

3rd - The entire team's **480** combined Division I starts entering the season ranked **third** in the SEC behind only Mississippi State (514) and Texas A&M (502).

25th - South Carolina ranks **25th** nationally in average Division I experience per KenPom at 2.80 years. The Gamecocks ranked 269th in the country last season in the same category at 1.5 years.

1st - The Gamecocks' scoring defense is **1st** in the SEC (24th nationally) at **65.6 ppg**, in front of Tennessee (67.1 ppg) and Auburn (68.2 ppg).

24 - Carolina has held **24** opponents to less than 70 points this season, which is T-3rd nationally with UCONN and McNeese State and leads the SEC.

13 - The Gamecocks have held **13** league opponents below 70 points, which leads the SEC in front of Tennessee (10), Texas A&M (9) and Auburn (8).

62 - Carolina held Kentucky, the nation's top scoring offense at 91.6 points per game entering the matchup, to a season low 62 points on Jan. 23 in the team's 17-point win over the top-10 Cats.

1997 - The Gamecocks picked up the program's first top-five road win since **1997** on Jan. 30 with a 63-59 victory over No. 5/5 Tennessee. The previous top-five road win was a 72-66 win at No. 3 Kentucky on March 2, 1997.

59 - The **59** points by Tennessee on its home floor was a season-low for the Vols. It was also the first home loss of the season for UT, snapping a 13-game home winning streak.

5 - Carolina is one of just **5** teams in the

country with a top-five true road win this season (Arizona, Clemson, James Madison and Washington State).

18 - The Gamecocks are one of just **18** teams in the nation with multiple top-10 wins this season. Kentucky (2), Miss. State (2) and Texas A&M (2) are also on the list from the SEC.

13 - Carolina has had **13** single-digit turnover games this season which surpassed the 2007-08 team for the most single-digit giveaways by a Gamecock team since entering the SEC in 1991-92.

5 - The Gamecocks have **5** SEC games with 20 or more assists. That is T-3rd most in the league with Auburn. Tennessee and Kentucky are tied for the lead with six games of 20 or more assists.

18-1 - Carolina is **18-1** this season when out-rebounding its opponents. The lone loss was to No. 4/4 Tennessee at home (March 6).

19-0 - The Gamecocks are **19-0** when scoring 70 or more points this season.

15-4 - Carolina is **15-4** in games decided by 10 or less points this season with the only losses at No. 24/20 Clemson, vs. Georgia on Jan. 16. vs. LSU on Feb. 17 and vs. No. 4/4 Tennessee on March 6.

1-0 - The Gamecocks picked up the first overtime victory in SEC play under head coach Lamont Paris with the team's 71-69 win at Mizzou (Jan. 13). Carolina was 0-3 in SEC overtime games last season in Paris' first year.

732 - Ta'Lon Cooper is **4th** on the NCAA active assists leaders list with **732** career helpers. He is one of just five players in NCAA Divison I with 700 or more career assists.

11th - Cooper is **11th** in the country with a 3.39-to-1 assist to turnover rate (thru games played March 4). He has three games with seven assists and zero turnovers in wins over Virginia Tech (Nov. 10), VMI (Nov. 13) and Vanderbilt (Feb. 10). Cooper had a season-high nine assists (one turnover) in the team's recent win at Texas A&M (Feb. 28). He has 18 games this season with zero or one turnovers.

5th - Cooper is **5th** in the SEC with a **4.3** assist per game average.

6.3 - Cooper averaged **6.3** assists per game at Minnesota last season, which was good for seventh in the nation.

18 - The Gamecocks sunk a school record **18** 3s in a blowout win at home over George Washington (Dec. 1).

10-3 - Carolina is **10-3** in games where Meechie Johnson scores 20 or more points. He scored 20 or more in wins at LSU, at Kentucky and vs. Western Kentucky during the 2022-23 season. He had 24 vs. DePaul (Nov. 17), a career-high 29 in the team's ACC/SEC Challenge win over Notre Dame (Nov. 28), 24 in the team's win over GW (Dec. 1), 26 at No. 24/20 Clemson (Dec. 6), 20 in a victory over Wintrhop (Dec. 19), 24 in a win over Miss. State (Jan. 6), 22 in a victory at Texas A&M (Feb. 28) and 25 (21 in second half alone) in comeback win vs. No. 24/24 Florida (March 2).

11-3 - The Gamecocks are **11-3** under head coach Lamont Paris when the team makes 10 or more 3s. The three losses have all come on the road.

13-5 - In games when South Carolina has single-digit turnovers under Paris, the team is **13-5** the past two seasons. The Gamecocks three turnovers against GW (Dec. 1) were the team's fewest in a game since having one vs. Tulane on Feb. 11, 1985. Carolina has had 13 games this season with single-digit TOs (9-4 record).

9-0 - The Gamecocks are **9-0** under Paris when holding opponents to 60 points or less the last two seasons. Carolina held USC Upstate to 59 on Nov. 6, Notre Dame to 53 on Nov. 28, Elon to 43 (season-low and lowest in Paris era at SC) on Dec. 22, #5 Tennessee to 59 (season-low for Vols) on Jan. 30 in Knoxville and Ole Miss to 59 (tied season-low for Rebels) on Feb. 24 in Oxford.

.691 - Paris spent five seasons as head coach at Chattanooga from 2017-22. He led the team to a 65-29 record **(.691)** in his last three seasons and a berth in the 2022 NCAA Tournament after winning the SoCon Tournament Championship.

12 - Paris was an assistant for 17 seasons prior to becoming a head coach in 2017-18. He was a part of **12 NCAA Tournament appearances** (Division I and II) as an assistant, including a pair of Final Fours at Wisconsin in 2014 and 2015.

17 - In 22 seasons as a head or assistant coach in college, Paris has been a part of **17 teams that have won 20-or-more games** in a season.

After losing 21 games last season, the Gamecocks have 24 wins now. South Carolina and Missouri (last season) are the only teams in the SEC the last 25 seasons to lose 21 or more games then win 24 or more games the following season.

2023-24 SOUTH CAROLINA MEN'S BASKETBALL ROSTER

ROSTER BREAKDOWN

Returning Letterwinners (6)
#1 Jacobi Wright
#5 Meechie Johnson
#12 Zachary Davis
#14 Eli Sparkman
#31 Benjamin Bosmans-Verdonk
#33 Josh Gray

Guards (11)
#0 Ebrima Dibba
#1 Jacobi Wright
#5 Meechie Johnson
#10 Myles Stute
#12 Zachary Davis
#13 Austin Herro
#14 Eli Sparkman
#15 Morris Ugusuk
#20 Danny Grajzl
#21 Arden Conyers
#55 Ta'Lon Cooper

Forwards (5)
#2 B.J. Mack
#4 Stephen Clark
#30 Collin Murray-Boyles
#31 Benjamin Bosmans-Verdonk
#33 Josh Gray

By Height
#14 Eli Sparkman (6-0)
#20 Danny Grajzl (6-0)
#13 Austin Herro (6-1)
#5 Meechie Johnson (6-2)
#1 Jacobi Wright (6-2)
#55 Ta'Lon Cooper (6-4)
#15 Morris Ugusuk (6-4)
#0 Ebrima Dibba (6-5)
#10 Myles Stute (6-6)
#12 Zachary Davis (6-7)
#21 Arden Conyers (6-7)
#30 Collin-Murray Boyles (6-7)
#4 Stephen Clark (6-8)
#2 B.J. Mack (6-8)
#31 Benjamin Bosmans-Verdonk (6-9)
#33 Josh Gray (7-0)

Alphabetical Roster

No.	Name	Pos.	Ht.	Wt.	Cl.	Exp.	Hometown // Last School
31	Benjamin Bosmans-Verdonk	F	6-9	238	RSR	1L	Lommel, Belgium // Illinois
4	Stephen Clark	F	6-8	208	GR	TR	Charlotte, N.C. // The Citadel
21	Arden Conyers	G	6-7	204	FR	HS	Columbia, S.C. // Westwood (Blythewood, S.C.)
55	Ta'Lon Cooper	G	6-4	200	GR	TR	Roebuck, S.C. // Minnesota
12	Zachary Davis	G	6-7	194	SO	1L	Orangeburg, S.C. // Denmark-Olar
0	Ebrima Dibba	G	6-5	214	RSR	TR	Bredäng, Sweden // Coastal Carolina
20	Danny Grajzl	G	6-0	175	FR	HS	Cleveland, Ohio // Hawken School (Gates Mills, Ohio)
33	Josh Gray	F	7-0	265	SR	3L	Brooklyn, N.Y. // LSU
13	Austin Herro	G	6-1	174	FR	HS	Milwaukee, Wisc. // Whitnall (Greenfield, Wisc.)
5	Meechie Johnson	G	6-2	184	JR	1L	Cleveland, Ohio // Ohio State
2	B.J. Mack	F	6-8	260	GR	TR	Charlotte, N.C.. // Wofford
30	Collin Murray-Boyles	F	6-7	231	FR	HS	Columbia, S.C. // Wasatch Academy (Mt Pleasant, Utah)
14	Eli Sparkman	G	6-0	160	SO	1L	Cleveland, Tenn. // Baylor School (Chattanooga, Tenn.)
10	Myles Stute	G	6-6	209	JR	TR	Washington, D.C. // Vanderbilt
15	Morris Ugusuk	G	6-4	160	FR	HS	Helsinki, Finalnd // Omnia Basketball Academy (Finland)
1	Jacobi Wright	G	6-2	182	JR	2L	Fort Mill, S.C. // Legacy Early College

Numerical Roster

No.	Name	Pos.	Ht.	Wt.	Cl.	Exp.	Hometown // Last School
0	Ebrima Dibba	G	6-5	214	RSR	TR	Bredäng, Sweden // Coastal Carolina
1	Jacobi Wright	G	6-2	182	JR	2L	Fort Mill, S.C. // Legacy Early College
2	B.J. Mack	F	6-8	260	GR	TR	Charlotte, N.C.. // Wofford
4	Stephen Clark	F	6-8	208	GR	TR	Charlotte, N.C. // The Citadel
5	Meechie Johnson	G	6-2	184	JR	1L	Cleveland, Ohio // Ohio State
10	Myles Stute	G	6-6	209	JR	TR	Washington, D.C. // Vanderbilt
12	Zachary Davis	G	6-7	194	SO	1L	Orangeburg, S.C. // Denmark-Olar
13	Austin Herro	G	6-1	174	FR	HS	Milwaukee, Wisc. // Whitnall (Greenfield, Wisc.)
14	Eli Sparkman	G	6-0	160	SO	1L	Cleveland, Tenn. // Baylor School (Chattanooga, Tenn.)
15	Morris Ugusuk	G	6-4	160	FR	HS	Helsinki, Finalnd // Omnia Basketball Academy (Finland)
20	Danny Grajzl	G	6-0	175	FR	HS	Cleveland, Ohio // Hawken School (Gates Mills, Ohio)
21	Arden Conyers	G	6-7	204	FR	HS	Columbia, S.C. // Westwood (Blythewood, S.C.)
30	Collin Murray-Boyles	F	6-7	231	FR	HS	Columbia, S.C. // Wasatch Academy (Mt Pleasant, Utah)
31	Benjamin Bosmans-Verdonk	F	6-9	238	RSR	1L	Lommel, Belgium // Illinois
33	Josh Gray	F	7-0	265	SR	3L	Brooklyn, N.Y. // LSU
55	Ta'Lon Cooper	G	6-4	200	GR	TR	Roebuck, S.C. // Minnesota

Head Coach: Lamont Paris (Wooster, '96 ; Indiana State '00)
Assistant Coach: Tim Buckley (Bemidji State, '88)
Assistant Coach: Tanner Bronson (Wisconsin, '08)
Assistant Coach: Eddie Shannon (Florida, '99)
Special Assistant to the Head Coach: Carey Rich (South Carolina, '95)
Director of Player Development: David McKinley (Ohio, '13)
Director of Basketball Operations: Colby Arendale (Chattanooga, '18)
Director of Video Services: Roman DiPasquale (Wisconsin, '11)
Strength & Conditioning Coach: Scott Greenawalt (Muskingum College, '98)
Athletic Trainer: Mark Rodger (Buffalo, '01)
Associate Director of Athletics Communications and Public Relations: Michael DeBates (Iowa State, '14)

TOP RETURNING

Scorer.....Johsnon, 12.7 ppg
Rebounder.....Gray, 6.3 rpg
Assist Maker.....Johnson, 3.6 apg
FG Shooter * .....Gray, 51.4%
3-Point FG Shooter $.....Wright, 35.0%
FT Shooter $ .....Johnson, 76.3%
Shot Blocker.....Gray, 0.8 bpg
Steal Maker..... Johnson, 0.7 spg

* at least 75 attempts
$ at least 20 attempts

PRONUNCIATION GUIDE

Benjamin **BOSE**-mans-ver-**DONK**
TUH-lon Cooper
Ee-**BRIME**-uh **DIB**-ah
Danny **GRAZ**-al
Myles **STEW**-tee
Morris **OO-GAH**-suk

HEAD COACH LAMONT PARIS

HEAD COACH | SEVENTH SEASON OVERALL | 122-99 (.552) | SECOND SEASON AT SOUTH CAROLINA | 35-27 (.566)

THE PARIS FILE

COACHING

Experience
27th year

College Head Coach Experience
7th season

Hire Date At Carolina
Thursday, March 24, 2022

PERSONAL

Hometown
Findlay, Ohio

Alma Mater
Wooster, 1996 (Bachelors - Economics)
Indiana State, 2000 (Masters - Rec. & Sport Mgmt.)

COACHING RESUME

College Assistant Coach
Wooster, 1997-98
DePauw, 1998-99
IUP, 2000-04
Akron, 2004-10
Wisconsin, 2010-17

College Head Coach
Chattanooga, 2017-22
South Carolina, 2022-present

Lamont Paris, who has been a part of nine NCAA Division I Tournaments and 17 twenty-win seasons as a college head and assistant coach, was named the University of South Carolina's 33rd head coach by Director of Athletics Ray Tanner on Thursday, March 24, 2022.

Paris, 47, is the first African-American head coach in the history of the Gamecock men's basketball program.

In his first season (2022-23), South Carolina had an overhauled roster with eight new players, including just 14.9 percent of the team's scoring and 18.4 percent of the minutes played returning from the season prior. The Gamecocks defeated Clemson at home, 60-58, for the first time since Dec. 19, 2014. Chico Carter Jr. hit the game-winning bucket with 0.9 seconds remaining. Paris became the first Gamecock head coach since Dave Odom in 2001 to defeat the in-state Tigers in his first season. The conference slate was highlighted by road wins at Kentucky, at Ole Miss and at LSU. The Gamecocks wire-to-wire victory at Rupp Arena on Jan. 10 was the team's first there since 2009 and just the program's third all-time win in Lexington since joining the SEC (1992). Ohio State transfer Meechie Johnson made six 3s and scored a career-high 26 points to lead the Gamecocks. Paris joined Eddie Fogler (1997) and Darrin Horn (2009) as the only Gamecock head coaches all-time to win in the historic building. Carolina nearly knocked off SEC Champion and No. 2/2 Alabama at home but fell in overtime, 78-76, thanks to a late bucket from SEC Player of the Year Brandon Miller.

Several players had their most productive seasons to date under Paris and his staff in year one in Columbia. Sophomore Jacobi Wright averaged 7.3 points, 2.1 rebounds and 1.8 assists per game. He had a career-best six games in double figures in SEC play. Josh Gray led the team in rebounding, averaging 6.3 per game and 7.9 rebounds per contest in league action. He had a career-best eight games with 10 or more rebounds, seven of which came in SEC action. Gray also had the best game of his career with 20 points and 14 rebounds vs. Arkansas. Johnson averaged 12.7 points (second on team) and 3.6 assists per contest (eighth in the SEC). He led the team with 70 makes from behind the arc and was one of just eight players in the SEC to make 70 or more 3s.

The staff made early in-roads recruiting over the summer in 2022 with local product Gregory "GG" Jackson II reclassifying and enrolling early. The consensus top player in the 2023 class, Jackson was the highest rated signee in program history (recruit rankings started in early 2000s) and joined PJ Dozier (2015-17) as the only five-star Gamecock freshmen. Jackson would go on to earn All-SEC Freshman honors while leading the team in scoring at 15.4 points per game. He had 11 20-point games, the most by a Carolina freshman since joining the SEC in 1991-92. Jackson would go on to be selected 45th overall by the Memphis Grizzles in the 2023 NBA Draft. He became the first NBA Draft pick for the program since All-American Sindarius Thornwell in 2017.

Paris came to Carolina after five seasons as the head coach at University of Tennessee at Chattanooga, coaching the Mocs to an 87-72 overall record (.547), including a 65-29 mark his last three seasons.

In his final year, he led the Mocs to their first Southern Conference title and NCAA berth since 2016. Chattanooga finished the season with a 27-8 mark. He was one of 20 finalists for the Hugh Durham Award, given by CollegeInsider.com to the top Division I mid-major coach in college basketball. The Mocs' NCAA NET ranking improved in each of his seasons at Chattanooga, finishing with a 63 ranking this season.

In his 17 seasons as a collegiate assistant coach prior to becomming head coach at Chattanooga, teams associated with Paris were 497-217 (.696) with five conference titles and 12 NCAA Tournament appearances (Division I and II), reaching two Final Fours.

Paris spent seven seasons as an assistant at Wisconsin from 2010-17 working for Bo Ryan and Greg Gard. The Badgers went to the NCAA Tournament every year with four Sweet 16 appearances and back-to-back trips to the Final Four in 2014 and 2015. Wisconsin played for the National Championship in 2015 after going 36-4 and winning both the Big Ten regular season and tournament titles. The Badgers took down No. 1 overall seed Kentucky in the National Semifinal, ending the Wildcats' previously undefeated season.

PARIS' CAREER RECORD, YEAR-BY-YEAR

SEASON	RECORD	CONFERENCE (FINISH)	POSTSEASON
2017-18 (CHATT)	10-23	3-15 (10th)	-
2018-19 (CHATT)	12-20	7-11 (5th)	-
2019-20 (CHATT)	20-13	10-8 (T-5th)	-
2020-21 (CHATT)	18-7	9-7 (4th)	-
2021-22 (CHATT)	27-8	14-4 (1st)	0-1 ; NCAA First Round
2022-23 (SC)	11-21	4-14 (12th)	-
2023-24 (SC)	24-6	12-5	-
Totals	***122-99 (.552)***	***59-64 (.480)***	***0-1 (.000) • 1 NCAA***

THE LP QUARTER-ZIP - IT'S A WAY OF LIFE

The quarter-zip has been a featured staple of head coach Lamont Paris' wardrobe since he arrived on campus in late March of 2022. Gamecock fans across the country began to quickly realize through various posts on social media and appearances made by Paris throughout the community how important this article of clothing was to him. His commitment to wearing the 1/4 zip in any and all situations with weather playing zero factor also became very apparent. If it's 95 degrees with 100 percent humidity in the heart of July in famously hot Columbia, the chances of seeing Paris in a 1/4 zip are in the 99th percentile.

The Q-zip, as its affectionally become known by South Carolina fans far and wide, is a popular choice for fall and winter weather. It's versatile and dynamic. It's light and comfortable enough to be worn indoors, but it also is thick and durable enough to layer up when a jacket is too heavy for full comfort. Every quarter-zip is different with different features like zippered pockets for added storage. You have a number of different options to style it by simply just adjusting the zipper height.

A 1/4 zip camera has been added to all home games at CLA this season in honor of Paris' fashion icon status amongst the Gamecock faithful.

To the right is a breakdown of his record during the 2023-24 season in each 1/4 zip he has worn on the sidelines. Zip through it quickly and enjoy.

BLACK WITH GAMECOCK MEN'S BASKETBALL WORDMARK: 10-4

WHITE WITH GRAY RIBBED SLEEVES: 3-0

CHARCOAL WITH BLACK ACCENTS & BLOCK C: 2-0

BLACK WITH BLOCK C: 1-1

BLACK WITH STACKED BLOCK C: 6-1

BLACK WITH BLOCK C & CVC PATCH: 1-0

WHITE WITH BLOCK C: 1-0

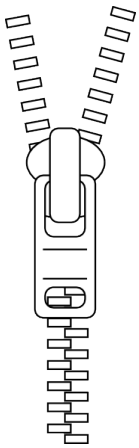

GAMECOCK SUPERLATIVES UNDER PARIS (FIRST SEASON WAS 2022-23)

Most Field Goals Made
1. 33, George Washington, Dec. 1, 2023
2. 31, vs. Virginia Tech, Nov. 10, 2023
T3. 30, vs. Vanderbilt, Feb. 10, 2024
T3. 30, Florida A&M, Dec. 30, 2023
T3. 30, #2/2 Alabama, Feb. 22, 2023

Most Field Goals Attempted
1. 72, at Vanderbilt, Jan. 5, 2023
2. 71, VMI, Nov. 13, 2023
T3. 68, Winthrop, Dec. 19, 2023
T3. 68, at Georgia, Jan. 28, 2023
5. 66, George Washington, Dec. 1, 2023

Highest Field Goal Percent
1. 56.4 percent (31-55), vs. Virginia Tech, Nov. 10, 2023
2. 54.0 percent (27-50), vs. Grand Canyon, Nov. 19, 2023
3. 52.7 percent (29-55), USC Upstate, Nov. 6, 2023
4. 52.0 percent (26-50), at Missouri, Feb. 7, 2023
5. 51.9 percent (28-54), at Arkansas, Jan. 20, 2024

Lowest Field Goal Percent
1. 25.0 percent (12-48), #8/9 Tennessee, Jan. 7, 2023
2. 30.9 percent (17-55), at Alabama, Jan. 9, 2024
3. 31.1 perecent (19-61), vs. Colorado State, Nov. 17, 2022
4. 32.3 percent (21-65), at George Washington, Nov. 30, 2022
5. 34.0 percent (18-53), Miss. State, Jan. 31, 2023

Most 3-Point Field Goals Made
1. 18, George Washington, Dec. 1, 2023
2. 15, at LSU, Feb. 18, 2023
3. 13, at Georgia, Jan. 28, 2023
4. 12, USC Upstate, Nov. 6, 2023
5. 11, vs Kentucky, Jan. 23, 2024

Most 3-Point Field Goals Attempted
1. 35, George Washington, Dec. 1, 2023
2. 32, at LSU, Feb. 18, 2023
T3. 31, at Georgia, Jan. 28, 2023
T3. 31, at Georgetown, Dec. 3, 2022
T5. 30, Elon, Dec. 22, 2023
T5. 30, at #24/20 Clemson, Dec. 6, 2023

Highest 3-Point Field Goal Percentage (min. 10 attempts)
1. 55.0 (11-20), at Kentucky, Jan. 10, 2023
2. 54.5 (12-22), USC Upstate, Nov. 6, 2023
3. 51.4 (18-35), George Washington, Dec. 1, 2023
4. 50.0 (9-18), at Arkansas, Jan. 20, 2024
5. 47.6 (10-21), vs. Virginia Tech, Nov. 10, 2024

Most Free Throws Made
1. 23, #24/24 Florida, Mar. 2, 2024
T2. 22, #13/12 Auburn, Feb. 14, 2024
T2. 22, Florida A&M, Dec. 30, 2023
4. 21, SC State, Nov. 8, 2022
T5. 20, Notre Dame, Nov. 28, 2023
T5. 20, DePaul, Nov. 17, 2023

Most Free Throws Attempted
1. 34, vs. DePaul, Nov. 17, 2023
2. 32, vs. Georgia, Jan. 16, 2024
T3. 31, vs. #24/24 Florida, Mar. 2, 2024
T3. 31, Georgia, March 4, 2023
5. 30, SC State, Nov. 8, 2022

Highest Free Throw Percentage (min. 10 attempts)
1. 100 percent (12-12), Winthrop, Dec. 19, 2023
2. 94.4 percent (17-18), at LSU, Feb. 18, 2023
3. 93.3 percent (14-15), #8/9 Tennessee, Jan. 7, 2023
4. 88.9 percent (16-18), at Missouri, Jan. 13, 2024
5. 87.5 percent (14-16), vs. Grand Canyon, Nov. 19, 2023

Most Offensive Rebounds
1. 21, VMI, Nov. 13, 2023
2. 19, Clemson, Nov. 11, 2022
T3. 18, Winthrop, Dec. 19, 2023
T3. 18, Eastern Michigan, Dec. 30, 2022
T5. 17, Elon, Dec. 22, 2023
T5. 17, at Georgia, Jan. 28, 2023
T5. 17, WKU, Dec. 22, 2022

Most Defensive Rebounds
1. 38, at Vanderbilt, Jan. 5, 2022
2. 35, USC Upstate, Nov. 6, 2023
3. 34, WKU, Dec. 22, 2022
4. 33, at Florida, Jan. 25, 2023
5. 31, Clemson, Nov. 11, 2022 & at Arkansas, Jan. 20, 2024

Most Total Rebounds
1. 51, WKU, Dec. 22, 2022
2. 50, Clemson, Nov. 11, 2022
3. 46, Eastern Michigan, Dec. 30, 2022
T4. 45, USC Upstate, Nov. 6, 2023
T4. 45, at Florida, Jan. 25, 2023

Most Personal Fouls
1. 25, at Vanderbilt, Jan. 5, 2022
T2. 24, vs. Georgia, Jan. 16, 2024
T2. 24, vs. Grand Canyon, Nov. 19, 2023
T2. 24, vs. DePaul, Nov. 17, 2023
5. 23, #16/17 Auburn, Jan. 21, 2023

Most Points
1. 94, Florida A&M, Dec. 30, 2023
2. 89, George Washington, Dec. 1, 2023
T3. 82,#24/24 Florida, Mar. 2, 2024
T3. 82, USC Upstate, Nov. 6, 2023
T3. 82, at LSU, Feb. 18, 2023
6. 80, SC State, Nov. 8, 2022

Fewest Points
1. 42, #8/9 Tennessee, Jan. 7, 2023
2. 45, at #11/13 Tennessee, Feb. 25, 2023
3. 47, at Alabama, Jan. 9, 2024
4. 51, Miss. State, Jan. 31, 2023
T5. 53, Texas A&M, Jan. 14, 2023
T5. 53, vs. Colorado State, Nov. 17, 2022

Most Assists
1. 25, at Georgia, Feb. 3, 2024
2. 22, at Texas A&M, Feb. 28, 2024
T3. 21, vs. Vanderbilt, Feb. 10, 2024
T3. 21, vs. Florida A&M, Dec. 30, 2023
5. 20, vs Kentucky, Jan. 23, 2024

Fewest Turnovers
1. 3, George Washington, Dec. 1, 2023
T2. 6, Charleston Southern, Dec. 16, 2023
T2. 6, Presbyterian, Dec. 11, 2022
4. 7, Vanderbilt, Feb. 10, 2024
T5. 8, vs. #24/24 Florida, Mar. 2, 2024
T5. 8, at #24/20 Clemson, Dec. 6, 2023
T5. 8, Notre Dame, Nov. 28, 2023

Most Turnovers
1. 19, Clemson, Nov. 11, 2022
T2. 18, Miss. State, Jan. 31, 2023
T2. 18, at Georgia, Jan. 28, 2023
T2. 18, #8/9 Tennessee, Jan. 7, 2023
T5. 17, at Alabama, Jan. 9, 2024
T5. 17, vs. DePaul, Nov. 17, 2023
T5. 17, vs. Furman, Nov. 20, 2022

Most Blocks
1. 8, vs Georgia, Jan. 16, 2024
2. 7, vs. Davidson, Nov. 18, 2022
T3. 6, vs. #24/24 Florida, Mar. 2, 2024
T3. 6, vs Kentucky, Jan. 23, 2024
T3. 6, George Washington, Dec. 1, 2023
T3. 6, Georgia, March 4, 2023
T4. 5, Miss. State, Jan. 6, 2024
T4. 5, Florida A&M, Dec. 30, 2023

Most Steals
1. 10, #8/9 Tennessee, Jan. 7, 2023
2. 9, vs. ECU, Dec. 17, 2022
T3. 8, vs. #24/24 Florida, Mar. 2, 2024
T3. 8, vs. Missouri, Jan. 27, 2024
T3. 8, at Alabama, Jan. 9, 2024
T3. 8, vs. Virginia Tech, Nov. 10, 2023
T3. 8, Miss. State, Jan. 31, 2023

Most Points By Opponent
1. 101, #13/12 Auburn, Feb. 14, 2024
2. 94, Texas A&M, Jan. 14, 2023
T3. 85, at #11/13 Tennessee, Feb. 25, 2023
T3. 85, #8/9 Tennessee, Jan. 7, 2023
T3. 85, Colorado State, Nov. 17, 2022

Fewest Points By Opponent
1. 43, Elon, Dec. 22, 2023
T2. 53, Notre Dame, Nov. 28, 2023
T2. 53, USC Upstate, Nov. 25, 2022
4. 57, Presbyterian, Dec. 11, 2022
5. 58, WKU, Dec. 22, 2022

Most Field Goals Made By Opponent
T1. 36, at #13/12 Auburn, Feb. 14, 2024
T1. 36, at #11/13 Tennessee, Feb. 25, 2023
T3. 35, #8/9 Tennessee, Jan. 7, 2023
T3. 35, Colorado State, Nov. 17, 2022
5. 34, Texas A&M, Jan. 14, 2023

Fewest Field Goals Made By Opponent
T1. 16, Elon, Dec. 22, 2023
T1. 16, Winthrop, Dec. 19, 2023
3. 17, Notre Dame, Nov. 28, 2023
4. 18, Ole Miss, Feb. 24, 2024
T5. 20, #4/4 Tennessee, Mar. 6, 2024
T5. 20, vs. Grand Canyon, Nov. 19, 2023

Highest Opponent Field Goal Percent By Opponent
1. 61.0 (36-59), at #13/12 Auburn, Feb. 14, 2024
2. 58.3 (35-60), Colorado State, Nov. 17, 2022
3. 58.1 (36-62), at #11/13 Tennessee, Feb. 25, 2023
4. 54.8 (34-62), Texas A&M, Jan. 14, 2023
5. 52.9 (27-51), Miss. State, Jan. 31, 2023

Lowest Opponent Field Goal Percent By Opponent
1. 32.0 percent (16-50), Elon, Dec. 22, 2023
2. 32.7 percent (17-52), Notre Dame, Nov. 28, 2023
3. 33.3 percent (18-54), Ole Miss, Feb. 24, 2024
4. 34.0 percent (16-57), Winthrop, Dec. 19, 2023
5. 35.6 percent (21-59), USC Upstate, Nov. 6, 2023

Most Rebounds By Opponent
T1. 48, Vanderbilt, Feb. 14, 2023
T1. 48, Texas A&M, Jan. 14, 2023
T1. 48, #8/9 Tennessee, Jan. 7, 2023
4. 45, vs. Georgia, Jan. 16, 2024
5. 44, at Vanderbilt, Jan. 5, 2023

Fewest Rebounds By Opponent
1. 23, vs. Virginia Tech, Nov. 10, 2023
T2. 25, Georgia, March 4, 2023
T2. 25, Presbyterian, Dec. 11, 2022
T4. 26, Vanderbilt, Feb. 10, 2024
T4. 26, Miss. State, Jan. 6, 2024
T4. 26, Charleston Southern, Dec. 16, 2023

Most Turnovers By Opponent
T1. 16, VMI, Nov. 13, 2023
T1. 16, Miss. State, Jan. 31, 2023
T3. 15, at Alabama, Jan. 9, 2024
T3. 15, Elon, Dec. 22, 2023
T5. 14, Winthrop, Dec. 19, 2023
T5. 14, #8/9 Tennessee, Jan. 7, 2023
T5. 14, at Vanderbilt, Jan. 5, 2023

GAMECOCK BASKETBALL ASSISTANT COACHES & SUPPORT STAFF



> Tanner Bronson, Assistant Coach (Wisconsin, '08)
- Served in same capacity at Chattanooga for five seasons (2017-22) under Paris
- Was assistant at St. Louis (2012-16) prior to joining the Mocs ; team won 103 games in his five seasons there and made three NCAA appearances, winning a game each time
- Went from manager, to walk-on to scholarship player at Wisconsin under Bo Ryan ; was on four NCAA teams (Elite Eight in 05' and Sweet Sixteen in 08')

> Tim Buckley, Assistant Coach (Bemidji State, '88)
- Second season at Carolina and was previously at UNLV (2019-22) ; also was scout with the Minnesota Timberwolves (2017-19)
- Was on staff for the entire Tom Crean tenure at Indiana where he was a part of two Big Ten titles (2013, 2016), four NCAA Appearances, including three trips to the Sweet Sixteen ; the Hooisers went 138-69 (.667) the last six seasons he was there
- Has had two stints as a head coach at Ball State (2000-06) and Rockford (1989-93)

> Eddie Shannon, Assistant Coach (Florida, '99)
- Second season at Carolina ; spent three seasons at Chattanooga (2019-22) under Paris ; also was assistant at Canisius (2017-19)
- Played professionally overseas for 10 seasons with stops in Italy, France, Russia, Sweden, Croatia, Latvia, Greece, Australia, and Cyprus
- Four-year starter at Florida (1995-99), helping usher in the Billy Donovan era in Gainesville ; scored 1,168 career points and left as the career leader in steals (204) ; only player in school history with 200+ steals and he was also second in assists (493)

> David McKinley, Assistant Coach (Ohio, '13)
- Second season at Carolina ; was on Paris' staff at Chattanooga for five seasons (2017-22) in variety of roles
- Served as Director of Player Development in first season at Carolina (2022-23) ; was assistant coach for the Mocs for three seasons (2019-22)
- Played collegiately at Ohio University where he was a four-year letterwinner from 2010-13 ; team captain his last two years and member of Bobcat team that won school record 29 games and advanced to the Sweet Sixteen

> Colby Arendale, Director of Operations (Chattanooga, '18)
- Second season at Carolina ; served in the same capacity at Chattanooga under Paris for the past three seasons (2019-22)
- Was a student manager in 2017-18 and then a graduate manager for the Mocs from 2018-19
- Recently completed his MBA

> Carey Rich, Special Assistant to the Head Coach (South Carolina, '95)
- First official hire of the Paris era at South Carolina ; enters his second season with the team
- Served seven years as superintendent with the City of Columbia's Parks and Recreation Department
- Played one season at Western Carolina before returning home to finish his career with the Gamecocks (1993-95) ; scored 784 career points in Garnet & Black and dished out 340 assists in 79 games ; his 4.30 assists per game average is sixth all-time at Carolina

> Roman DiPasquale, Director of Video Services (Wisconsin, '11)
- Second season at South Carolina ; was on the Chattanooga staff all five seasons (2017-22) under Paris serving in a variety of roles
- Worked as the video coordinator at Stanford (2014-16)
- Also has stints in the NBA with Portland (2013-14) and Philadelphia (2011-12) ; was a student manager at Wisconsin

> Scott Greenawalt, Strength & Conditioning Coach (Muskingum College, '98)
- Enters his 12th season with men's basketball program in 2023-24 ; worked with men's and women's basketball at Kansas State from 2006-12 before coming to South Carolina with head coach Frank Martin
- Was a part of the staff for the best season in school history which culminated with a trip to the 2017 Final Four
- Worked at Cincinnati for eight years prior to his time in Manhattan ; was an all-conference linebacker in in for Muskingum College

Mark Rodger
Athletic Trainer



Jack Samonsky
Graduate Assistant

Tada Stricklen
Graduate Assistant

Michael DeBates
Associate Director Communications & Public Relations

Sam Straker
Creative Media Producer

Jeremy Ford
Sports Dietician

Charles Waddell
Special Assistant to the AD // Sport Admin

COLONIAL LIFE ARENA

HOME OF GAMECOCK BASKETBALL [COLONIAL LIFE ARENA RECORD: 244-117 (.676)]

FUN FACTS ABOUT COLONIAL LIFE ARENA

> **16,880** cubic yards of earth moved, which is enough to fill 222 swimming pools

> **3,848** tons of steel, which would weigh equal to 96,200 quarters, which would equal $24,050

> **125** miles of cable, which would stretch between Columbia and Folly Beach

> **1,872** tons of cooling, which would cool an average of 12 grocery stores

> **205,384** bricks and **60,137** concrete blocks, which would stretch the entire length of Lake Murray (41 miles)

> **8,750** gallons of paint, which would paint approximately 115 average Columbia 2-story houses

> **4,781** square yards of carpet, which would carpet approximately the field at Williams-Brice Stadium

> **443** people working on building the arena at a given time, which would staff 44 fast food restaurants

> **1,158,000** man-hours to complete Colonial Life Arena, which would equal two working hours from each person living in the Columbia Metro area

CHRIS SILVA THROWS IN A SILVA SLAM FOR TWO OF HIS 27 POINTS THAT LED THE GAMECOCKS TO VICTORY VS. NO. 18 KENTUCKY, 76-68, ON JAN. 16, 2018. CAROLINA TRAILED BY AS MANY AS 14 POINTS IN THE SECOND HALF.

KEY ARENA DATES/ MEMORABLE MOMENTS

> **April 2001 -** Construction begins

> **Nov. 24, 2002 -** Carolina defeates ETSU, 71-66, in its first contest in the building

> **Jan. 8, 2003 -** The Gamecocks post a 55-49 win in the first SEC contest at the building over Ole Miss.

> **March 15, 2006 -** Carolina defeats Western Kentucky, 74-55, in the first round of the Postseason NIT. The Gamecocks would go on to win their second straight NIT Championship later that month.

> **Jan. 21, 2009 -** Zam Fredrick scores on a last second lay-in to propel the Gamecocks past Florida, 70-69, at the buzzer. Carolina would go on to capture the 2009 SEC Eastern Division Co-Championship.

> **Jan. 26, 2010 -** Led by heralded senior Devan Downey, Carolina posted its first win over a No. 1 ranked opponent (AP poll) in school history when it defeated top-ranked Kentucky, 68-62.

> **Feb. 7, 2017 -** The Gamecocks would battle Alabama into a four-overtime contest, with the Crimson Tide eventually closing the 90-86 win. Senior guard Sindarius Thornwell scored 44 points and pulled down 21 rebounds in the game. Carolina would go on to its first Final Four in program history later that season.

> **Nov. 15, 2019 -** Carolina captures its 200th victory at Colonial Life Arena with a 90-63 win over Cleveland State.

> **Jan. 23, 2024 -** The Gamecocks dominated No. 6/6 Kentucky, 79-62. It was the program's highest margin of victory ever over a top-10 team ever.

DEVAN DOWNEY VS. KENTUCKY, JAN. 26, 2010 - HE SCORED 30 POINTS AS CAROLINA BEAT THE TOP-RANKED WILDCATS, 68-62.

TA'LON COOPER TIED A CAREER-HIGH WITH 20 POINTS IN A 79-62 ROUT OVER NO. 6/6 KENTUCKY ON JAN. 23, 2010. CAROLINA HELD THE NATION'S BEST SCORING OFFENSE TO A SEASON-LOW IN POINTS.

GAMECOCKS' RECORD WHEN ...

At home	14-3
On the road	7-3
At neutral sites	3-0
In overtime	1-0
vs. Top 25 team	3-3
vs. Top 10 team	1-1
vs. Top 5 team	1-1
Leading at half	20-3
Trailing at half	4-3
Tied at half	-
Shooting 50% or better	7-0
Shooting between 39-49.9%	15-1
Shooting less than 39%	3-3
Opp. shooting 50% or better	2-0
Opp. shooting between 39-49.9%	13-4
Opp. shooting less than 39%	8-3
Shooting better than opp.	16-2
Shooting worse then/equal to opp.	8-4
Starters out-score opp. starter	16-2
Opp. starters score/equal more	8-4
Bench out-scores opp. bench	16-2
Opp. bench scores/equals more	8-4
Having more FTs than opp.	16-2
Having equal/less FTs than opp.	8-4
Have more TOs than opp.	13-4
Having equal/less TOs than opp.	11-2
Having more rebounds than opp.	18-1
Having equal/less rebounds than opp.	6-5
Making 6 or more 3FGs	23-4
Having 15 or more assists	16-1
Score more points in paint than opp.	13-3
Scoring equal/less points in paint than opp.	11-3
Scoring more points off TOs than opp.	13-2
Scoring equal/less points off TOs than opp.	11-4
Scoring more 2nd-chance points than opp.	18-1
Scoring equal/less 2nd-chance points than opp.	6-5
Scoring more fast break points than opp.	6-0
Scoring equal/less fast break points than opp.	18-6
Wearing White uniforms	15-2
Wearing Garnet uniforms	4-0
Wearing Black uniforms	5-3
Wearing Throwback White uniforms	4-1
Playing on live TV/live broadcast	24-6
Playing in November	6-0
Playing in December	6-1
Playing in January	6-2
Playing in February	5-2
Playing in March	1-1
Playing a day-game	10-1
Playing a night-game	14-5
Playing on a Monday	2-0
Playing on a Tuesday	5-2
Playing on a Wednesday	1-3
Playing on a Thursday	-
Playing on a Friday	4-0
Playing on a Saturday	10-1
Playing on a Sunday	1-0
Scoring margin is 5 points or less	7-3
Margin is between 6-10	8-1
Margin is between 11-20	5-0
Margin is more than 20	4-2
Scoring 59 points or less	0-2
Scoring 60-69 points	5-4
Scoring 70-79 points	15-0
Scoring 80-89 points	3-0
Scoring 90-99 points	1-0
Scoring 100+ points	-

MISCELLANEOUS

Current streak	L1
Home court streak	L1
Away streak	W2
Neutral court streak	W3

* - dates back to last season

Scoring Leaders	'23-24	Career
Meechie Johnson	14	21*
B.J. Mack	8	8*
Myles Stute	2	2*
Ta'Lon Cooper	3	3*
Collin Murray-Boyles	4	4
Josh Gray		1*
Zachary Davis		1

Rebounding Leaders	'23-24	Career
Josh Gray	3	21*
B.J. Mack	8	8*
Meechie Johnson	6	7*
Ta'Lon Cooper	4	4*
Benjamin Bosmans-Verdonk	1	2*
Myles Stute	2	2*
Stephen Clark	1	1*
Zachary Davis	2	2
Collin Murray-Boyles	9	9

Assists Leaders	'23-24	Career
Meechie Johnson	11	30*
Jacobi Wright	4	22
Ta'Lon Cooper	20	20*
Benjamin Bosmans-Verdonk		3*
Morris Ugusuk	2	2
Zachary Davis	1	3
Collin Murray-Boyles	2	2
Myles Stute	1	1*
B.J. Mack	1	1*
Josh Gray		1*

Blocks Leaders	'23-24	Career
Josh Gray	8	29*
Stephen Clark	8	8*
B.J. Mack	7	7*
Benjamin Bosmans-Verdonk	2	7*
Zachary Davis	4	7
Morris Ugusuk	3	3
Myles Stute	2	2*
Collin Murray-Boyles	8	8
Ta'Lon Cooper	1	1*
Jacobi Wright	1	2

Steals Leaders	'23-24	Career
Zachary Davis	8	17
Meechie Johnson	12	21*
Jacobi Wright	5	11
Josh Gray	1	5*
Benjamin Bosmans-Verdonk		4*
B.J. Mack	4	4*
Ta'Lon Cooper	6	6*
Myles Stute	4	4*
Collin Murray-Boyles	10	10
Morris Ugusuk	2	2
Stephen Clark	1	1*

Double-Figure Scoring	'23-24	Career
B.J. Mack	18	79
Ta'Lon Cooper	16	67
Stephen Clark	1	50
Myles Stute	13	43
Meechie Johnson	20	42
Jacobi Wright	8	19
Josh Gray	1	4
Zachary Davis	4	5
Benjamin Bosmans-Verdonk	1	1
Collin Murray-Boyles	11	11
Morris Ugusuk	2	2

20+ points	'23-24	Career
B.J. Mack	4	24
Stephen Clark		11
Meechie Johnson	9	13
Myles Stute	1	5
Ta'Lon Cooper	1	2
Josh Gray		1
Collin Murray-Boyles	1	1

30+ points	'23-24	Career
Collin Murray-Boyles	1	1

Double-Figure Rebounding	'23-24	Career
Stephen Clark		11
Josh Gray		8
B.J. Mack	1	8
Ta'Lon Cooper		2
Myles Stute		1
Collin Murray-Boyles	3	3

Miscellaneous

Largest Halftime Lead
- SC: 28, vs. Florida A&M, Dec. 30, 2023
- Opp: 11, vs. #4/4 Tennessee, Mar. 6, 2024

Smallest Halftime Lead
- SC: 1, vs. Grand Canyon, Nov. 19, 2023
- Opp: 1, at Missouri (1/13/24), at Alabama (1/9/24) & vs. Georgia (1/16/24)

Fewest Points In First Half
- SC: 24, vs. #4/4 Tennessee, Mar. 6, 2024
- Opp: 20, Elon, Dec. 22, 2023

Most Points In First Half
- SC: 49, Florida A&M, Dec. 30, 2023
- Opp: 40, Georgia, Feb. 3, 2024

Fewest Points In Second Half
- SC: 18, at Alabama, Jan. 9, 2024
- Opp: 22, Georgia, Feb. 3, 2024

Most Points In Second Half
- SC: 51, vs. #24/24 Florida, Mar. 2, 2024
- Opp: 49, #24/20 Clemson, Dec. 6, 2023

Most Points in Overtime
- SC: 9, at Missouri, Jan. 13, 2024
- Opp: 7, at Missouri, Jan. 13, 2024

Largest Margin of Victory
- SC: 32, Florida A&M, Dec. 30, 2023
- Opp: 40, at Auburn, Feb. 14, 2024

Smallest Margin of Victory
- SC: 2, vs. Virginia Tech (11/10/23), at Missouri (1/13/24) & at Texas A&M (2/28/24)
- Opp: 1, vs. LSU, Feb. 17, 2024

5+ assists	'23-24	Career
Ta'Lon Cooper	12	73
Stephen Clark		19
Meechie Johnson	6	15
B.J. Mack		3
Morris Ugusuk	1	1
Jacobi Wright	1	2
Benjamin Bosmans-Verdonk		1
Collin Murray-Boyles	1	1

3+ steals	'23-24	Career
Ta'Lon Cooper	2	11
Stephen Clark		8
Zachary Davis	1	3
Meechie Johnson	1	3
Myles Stute		2
B.J. Mack	1	2
Collin Murray-Boyles	2	2

2+ blocks	'23-24	Career
Stephen Clark	2	58
Ta'Lon Cooper		15
B.J. Mack	4	11
Josh Gray	3	11
Myles Stute		1
Zachary Davis		1
Collin Murray-Boyles	6	6

Double-Doubles	'23-24	Career
Stephen Clark		11
B.J. Mack	1	8
Ta'Lon Cooper		6
Josh Gray		2
Myles Stute		1
Collin Murray-Boyles	2	2

Dunks	'23-24	Career
Josh Gray	12	38*
Zachary Davis	7	11
Collin Murray-Boyles	19	19
Benjamin-Bosmans Verdonk	2	4*
Stephen Clark	3	3*
Myles Stute	2	2*
Ta'Lon Cooper	1	1*
Meechie Johnson	1	1*
Morris Ugusuk	1	1

2023-24 GAME-BY-GAME

	Date	Result	FG-A	Pct	3FG-A	Pct	FT-A	Pct	O-D-Total	PF	Pts	A	TO	Blk	Stl	Min	Half
USC Upstate at			**21-59**	**35.6%**	**4-16**	**25.0%**	**7-14**	**50.0%**	**6-21-27**	**16**	**53**	**13**	**11**	**5**	**11**	**200**	**28**
South Carolina	**11/6/23**	**W, 82-53**	**29-55**	**52.7%**	**12-22**	**54.5%**	**12-19**	**62.2%**	**10-35-45**	**18**	**82**	**16**	**15**	**4**	**7**	**200**	**42**
& - Virginia Tech vs.			26-52	50.0%	7-22	31.8%	18-22	81.8%	6-17-23	12	77	13	5	1	8	200	31
South Carolina	11/10/23	W, 79-70	31-55	56.4%	10-21	47.6%	7-8	87.5%	8-22-30	16	79	16	10	2	2	200	38
VMI at			**25-59**	**42.4%**	**4-13**	**30.8%**	**10-17**	**58.8%**	**11-29-40**	**22**	**64**	**11**	**16**	**5**	**5**	**200**	**33**
South Carolina	**11/13/23**	**W, 74-64**	**25-71**	**35.2%**	**7-23**	**30.4%**	**17-25**	**68.0%**	**21-23-44**	**13**	**74**	**14**	**9**	**3**	**10**	**200**	**41**
^ - DePaul vs.			23-56	41.1%	4-16	25.0%	18-24	75.0%	6-23-29	26	68	11	13	3	5	200	32
South Carolina	11/17/23	W, 73-68	24-51	47.1%	5-21	23.8%	20-34	58.8%	9-29-38	24	73	12	17	3	6	200	41
^ - Grand Canyon vs.			20-51	39.2%	5-16	31.3%	23-27	85.2%	11-19-30	21	68	7	13	1	3	200	29
South Carolina	11/19/23	W, 75-68	27-50	54.0%	7-17	41.2%	14-16	87.5%	4-19-23	24	75	18	10	1	3	200	30
Notre Dame at			**17-52**	**32.7%**	**6-21**	**28.6%**	**13-20**	**65.0%**	**12-24-36**	**20**	**53**	**8**	**12**	**4**	**2**	**200**	**28**
South Carolina	**11/13/23**	**W, 65-53**	**19-50**	**38.0%**	**7-25**	**28.0%**	**20-26**	**76.9%**	**9-23-32**	**18**	**65**	**11**	**8**	**4**	**5**	**200**	**31**
GW at			**25-60**	**41.7%**	**11-22**	**50.0%**	**6-8**	**75.0%**	**11-25-36**	**9**	**67**	**15**	**10**	**4**	**3**	**200**	**32**
South Carolina	**12/1/23**	**W, 89-67**	**33-66**	**50.0%**	**18-35**	**51.4%**	**5-7**	**71.4%**	**9-23-32**	**9**	**89**	**19**	**3**	**6**	**7**	**200**	**42**
South Carolina at			22-61	36.1%	10-30	33.3%	13-19	68.4%	10-28-38	15	67	13	8	3	5	200	30
#24/20 Clemson	12/6/23	L, 67-72	25-56	44.6%	8-18	44.4%	14-20	70.0%	9-33-42	16	72	13	9	7	5	200	23
South Carolina at			21-48	43.8%	9-26	34.6%	17-24	70.8%	7-28-35	17	68	13	9	4	2	200	35
ECU	12/9/23	W, 68-62	21-53	39.6%	5-17	29.4%	15-23	65.2%	7-25-32	18	62	8	8	2	6	200	28
Charleston Southern at			**28-58**	**48.3%**	**7-18**	**38.9%**	**6-8**	**75.0%**	**7-19-26**	**11**	**69**	**11**	**5**	**7**	**4**	**200**	**36**
South Carolina	**12/16/23**	**W, 73-69**	**29-63**	**46.0%**	**6-25**	**24.0%**	**9-11**	**81.8%**	**15-24-39**	**7**	**73**	**18**	**6**	**0**	**3**	**200**	**39**
Winthrop at			**16-47**	**34.0%**	**7-21**	**33.3%**	**23-29**	**79.3%**	**12-20-32**	**14**	**62**	**13**	**14**	**6**	**6**	**200**	**28**
South Carolina	**12/19/23**	**W, 72-62**	**27-68**	**39.7%**	**6-26**	**23.1%**	**12-12**	**100%**	**18-20-38**	**20**	**72**	**15**	**10**	**5**	**6**	**200**	**33**
Elon at			**16-50**	**32.0%**	**2-14**	**14.3%**	**9-13**	**69.2%**	**7-24-31**	**13**	**43**	**8**	**15**	**4**	**4**	**200**	**20**
South Carolina	**12/22/23**	**W, 70-43**	**26-63**	**41.3%**	**8-30**	**26.7%**	**10-16**	**62.5%**	**17-27-44**	**15**	**70**	**14**	**10**	**3**	**7**	**200**	**30**
Florida A&M at			**25-63**	**39.7%**	**7-13**	**53.8%**	**5-10**	**50.0%**	**11-19-30**	**18**	**62**	**12**	**10**	**4**	**6**	**200**	**21**
South Carolina	**12/30/23**	**W, 94-62**	**30-62**	**48.4%**	**10-29**	**34.5%**	**24-28**	**85.7%**	**15-29-44**	**9**	**94**	**21**	**10**	**5**	**5**	**200**	**49**
Miss. State at			**25-52**	**48.1%**	**3-13**	**23.1%**	**9-14**	**64.3%**	**8-18-26**	**23**	**62**	**9**	**13**	**4**	**10**	**200**	**28**
South Carolina	**1/6/24**	**W, 68-62**	**21-52**	**40.4%**	**8-23**	**34.8%**	**18-26**	**69.2%**	**15-20-36**	**15**	**68**	**12**	**14**	**5**	**3**	**200**	**30**
South Carolina at			17-55	30.9%	5-25	20.0%	8-9	88.9%	12-19-31	13	47	8	17	2	8	200	29
Alabama	1/9/24	L, 47-74	26-54	48.1%	15-34	44.1%	7-9	77.8%	9-27-36	12	74	15	15	4	10	200	30 South
South Carolina at			24-59	40.7%	7-24	29.2%	16-18	88.9%	15-28-43	17	71	12	16	0	2	205	32
Missouri	1/13/24	W, 71-69 (OT)	26-62	41.9%	5-22	22.7%	12-18	66.7%	11-21-32	16	69	13	7	3	11	205	33
Georgia at			**23-61**	**37.7%**	**3-13**	**23.1%**	**25-32**	**78.1%**	**18-27-45**	**20**	**74**	**8**	**8**	**7**	**5**	**200**	**33**
South Carolina	**1/16/24**	**L, 69-74**	**23-58**	**39.7%**	**6-26**	**23.1%**	**17-32**	**53.1%**	**15-21-36**	**24**	**69**	**12**	**9**	**8**	**2**	**200**	**34**
South Carolina at			28-54	51.9%	9-18	50.0%	12-17	70.6%	8-31-39	16	77	20	10	1	1	200	39
Arkansas	1/20/24	W, 77-64	23-62	37.1%	5-18	27.8%	13-16	81.3%	8-19-27	17	64	9	5	3	4	200	27
#6/6 Kentucky at			**25-62**	**40.3%**	**4-13**	**30.8%**	**8-9**	**88.9%**	**12-21-33**	**17**	**62**	**7**	**9**	**6**	**5**	**200**	**25**
South Carolina	**1/23/24**	**W, 79-62**	**29-60**	**48.3%**	**11-24**	**45.8%**	**10-14**	**71.4%**	**12-24-36**	**14**	**79**	**20**	**9**	**6**	**5**	**200**	**33**
Missouri at			**24-51**	**47.1%**	**2-8**	**25.0%**	**14-17**	**82.4%**	**5-24-29**	**18**	**64**	**10**	**12**	**4**	**5**	**200**	**29**
South Carolina	**1/27/24**	**W, 72-64**	**23-52**	**44.2%**	**10-25**	**40.0%**	**16-24**	**66.7%**	**6-22-28**	**17**	**72**	**16**	**11**	**4**	**8**	**200**	**39**
South Carolina at			19-56	33.9%	10-29	34.5%	15-18	83.3%	9-31-40	18	63	15	10	0	5	200	30
#5/5 Tennessee	1/30/24	W, 63-59	21-58	36.2%	5-21	23.8%	12-20	60.0%	9-28-37	16	59	11	6	2	5	200	26
South Carolina at			29-56	51.8%	7-20	35.0%	7-11	63.6%	9-25-34	10	72	25	9	0	5	200	38
Georgia	2/4/24	W, 72-62	22-56	39.3%	9-28	32.1%	9-9	100.0%	8-20-28	14	62	10	9	6	5	200	40
Ole Miss at			**28-55**	**50.9%**	**4-10**	**40.0%**	**5-7**	**71.4%**	**7-21-28**	**12**	**65**	**13**	**9**	**5**	**4**	**200**	**31**
#15/20 South Carolina	**2/6/24**	**W, 68-65**	**28-60**	**46.7%**	**9-27**	**33.3%**	**3-7**	**42.9%**	**10-22-32**	**10**	**68**	**16**	**10**	**3**	**3**	**200**	**43**
Vanderbilt at			**26-54**	**48.1%**	**5-15**	**33.3%**	**3-10**	**30.0%**	**11-15-26**	**12**	**60**	**8**	**6**	**1**	**4**	**200**	**32**
#15/20 South Carolina	**2/10/24**	**W, 75-60**	**30-58**	**51.7%**	**9-29**	**31.0%**	**6-8**	**75.0%**	**12-19-31**	**14**	**75**	**21**	**7**	**3**	**2**	**200**	**28**
#11/11 South Carolina at			18-52	34.6%	3-15	20.0%	22-28	78.6%	11-18-29	19	61	5	13	4	6	200	28
#13/12 Auburn	2/14/24	L, 61-101	36-59	61.0%	12-20	60.0%	17-19	89.5%	5-24-29	18	101	22	7	6	10	200	50
LSU at			**25-58**	**43.1%**	**5-13**	**38.5%**	**9-14**	**64.3%**	**12-26-38**	**10**	**64**	**6**	**10**	**6**	**6**	**200**	**25**
#11/11 South Carolina	**2/17/24**	**L, 63-64**	**26-62**	**41.9%**	**6-20**	**30.0%**	**5-6**	**83.3%**	**9-24-33**	**12**	**63**	**15**	**9**	**2**	**7**	**200**	**32**
#20/20 South Carolina at			26-59	44.1%	8-17	47.1%	12-18	66.7%	15-29-44	21	72	17	11	1	5	200	36
Ole Miss	2/24/24	W, 72-59	18-54	33.3%	3-16	18.8%	20-32	62.5%	12-22-34	16	59	10	9	11	6	200	22
#18/18 South Carolina at			28-61	45.9%	8-25	32.0%	6-13	46.2%	12-25-37	21	70	22	9	4	2	200	32
Texas A&M	2/28/24	W, 70-68	22-57	38.6%	2-17	11.8%	22-25	88.0%	11-27-38	15	68	10	4	3	3	200	29
#24/24 Florida at			**27-56**	**48.2%**	**10-23**	**43.5%**	**12-15**	**80.0%**	**9-25-34**	**20**	**76**	**16**	**12**	**6**	**5**	**200**	**37**
#18/18 South Carolina	**3/2/24**	**W, 82-76**	**25-53**	**47.2%**	**9-24**	**37.5%**	**23-31**	**74.2%**	**7-22-29**	**14**	**82**	**13**	**8**	**6**	**8**	**200**	**31**
#4/4 Tennessee at			**20-56**	**35.7%**	**7-20**	**35.0%**	**19-22**	**86.4%**	**10-28-38**	**13**	**66**	**14**	**8**	**4**	**6**	**200**	**35**
#17/16 South Carolina	**3/6/24**	**L, 59-66**	**23-60**	**38.3%**	**8-29**	**27.6%**	**5-10**	**50.0%**	**12-28-40**	**17**	**59**	**11**	**10**	**4**	**4**	**200**	**24**

BOLD - home game | *& - Hall of Fame Series (Charlotte, N.C.)* | *^ - Arizona Tip-Off (Glendale, Ariz.)* | ** - indicates SEC conteset*

2023-24 SOUTH CAROLINA BASKETBALL

OVERALL: 24-6 // SEC: 12-5 // HOME: 14-3 // AWAY: 7-3 // NEUTRAL: 3-0

DATE	OPP.	W/L	SCORE	RECORD (SEC)	POINTS	REBOUNDS	ASSISTS	BLOCKS	STEALS	ATTENDANCE
11/6/23	**USC Upstate**	**W**	**82-53**	**1-0**	**Johnson/Cooper (15)**	**Davis (8)**	**Three tied (3)**	**Four tied (1)**	**Davis (3)**	**11,216**
11/10/23	Virginia Tech - &	W	79-77	2-0	Stute (21)	Mack (6)	Cooper (7)	Davis/Ugusuk (1)	Wright/Davis (1)	6,783
11/13/23	**VMI**	**W**	**74-64**	**3-0**	**Mack (17)**	**Mack (13)**	**Cooper (7)**	**Three tied (1)**	**Mack (3)**	**10,449**
11/17/23	DePaul - ^	W	73-68	4-0	Johnson (24)	Cooper/Gray (7)	Cooper (5)	Three tied (1)	Johnson/Gray (5)	3,214
11/19/23	Grand Canyon - ^	W	75-68	5-0	Mack (27)	Johnson (6)	Cooper (5)	Clark (1)	Three tied (1)	2,589
11/28/23	**Notre Dame**	**W**	**65-53**	**6-0**	**Johnson (29)**	**Cooper/Johnson (5)**	**Cooper (4)**	**Four tied (1)**	**Five tied (1)**	**15,215**
12/1/23	**George Wash.**	**W**	**89-63**	**7-0**	**Johnson (24)**	**Johnson (8)**	**Cooper (8)**	**Clark/Mack (2)**	**Davis (2)**	**10,936**
12/6/23	at #24/20 Clemson	L	67-72	7-1	Johnson (26)	Mack (7)	Johnson (4)	Three tied (1)	Johnson (3)	9,000
12/9/23	at East Carolina	W	68-62	8-1	Johnson/Stute (15)	Mack (8)	Cooper/Wright (3)	Clark (3)	Davis/Johnson (1)	5,568
12/16/23	**Charleston So.**	**W**	**73-69**	**9-1**	**Mack (16)**	**Johnson (6)**	**Ugusuk (5)**	**None**	**Three tied (1)**	**10,006**
12/19/23	**Wintrhop**	**W**	**72-62**	**10-1**	**Johnson (20)**	**Mack (7)**	**Johnson (5)**	**Mack (2)**	**Davis/Wright (2)**	**9.455**
12/22/23	**Elon**	**W**	**70-43**	**11-1**	**Cooper (17)**	**Stute (8)**	**Three tied (3)**	**Three tied (1)**	**Wright (2)**	**10,203**
12/30/23	**Florida A&M**	**W**	**94-62**	**12-1**	**C. Murray-Boyles (17)**	**Clark (9)**	**Johnson (6)**	**Mack (2)**	**Murray-Boyles (2)**	**11,070**
1/6/24	**Miss. State**	**W**	**68-62**	**13-1 (1-0)**	**Johnson (24)**	**Three tied (6)**	**Cooper (7)**	**Mack (2)**	**Three tied (1)**	**11,382**
1/9/24	at Alabama	L	47-74	13-2 (1-1)	Johnson (16)	Mack (6)	Johnson/Stute (2)	Gray/Ugusuk (1)	Cooper (3)	10, 208
1/13/24	at Missouri	W	71-69 (OT)	14-2 (2-1)	Mack (21)	Cooper (8)	Three tied (3)	None	Johnson/Stute (1)	11,135
1/16/24	**Georgia**	**L**	**69-74**	**14-3 (2-2)**	**Johnson (19)**	**CMB/Cooper (6)**	**Davis/Cooper (3)**	**Murray-Boyles (4)**	**Johnson/Cooper (1)**	**12,404**
1/20/24	at Arkansas	W	77-64	15-3 (3-2)	Mack (18)	Mack (9)	Wright/Cooper (5)	Murray-Boyles (1)	Gray (1)	19,200
1/23/24	**#6/6 Kentucky**	**W**	**79-62**	**16-3 (4-2)**	**Cooper (20)**	**Murray-Boyles (9)**	**CMB/Cooper (5)**	**Murray-Boyles (3)**	**CMB/Davis (2)**	**18,000**
1/27/24	**Missouri**	**W**	**72-64**	**17-3 (5-2)**	**Mack (21)**	**CMB (8)**	**Cooper (4)**	**Murray-Boyles (2)**	**CMB (4)**	**13,553**
1/30/24	at #5/5 Tennessee	W	63-59	18-3 (6-2)	Cooper (18)	Gray (7)	Johnson (6)	None	Johnson/Stute (2)	20,667
2/4/24	at Georgia	W	72-62	19-3 (7-2)	Murray-Boyles (16)	Gray (8)	Cooper (8)	None	Murray-Boyles (2)	10,523
2/6/24	**Ole Miss**	**W**	**68-65**	**20-3 (8-2)**	**Murray-Boyles (16)**	**CMB (9)**	**Johnson (8)**	**Murray-Boyles (2)**	**Three tied (1)**	**18,000**
2/10/24	**Vanderbilt**	**W**	**75-60**	**21-3 (9-2)**	**Murray-Boyles (31)**	**CMB (7)**	**Cooper (7)**	**Gray (2)**	**Johnson/CMB (1)**	**14,310**
2/4/24	at #13/12 Auburn	L	61-101	21-4 (9-3)	Johnson (22)	CMB/Johnson (7)	Johnson (2)	Gray (2)	CMB/Ugusuk (2)	9,121
2/17/24	**LSU**	**L**	**63-64**	**21-5 (9-4)**	**Mack (18)**	**Mack (9)**	**Johnson (4)**	**Gray/Davis (1)**	**CMB (3)**	**16,570**
2/24/24	at Ole Miss	W	72-59	22-5 (10-4)	Mack (17)	Davis (9)	Cooper (6)	Gray (1)	Johnson (2)	8,486
2/28/24	at Texas A&M	W	70-68	23-5 (11-4)	Johnson (22)	CMB (12)	Cooper (9)	Gray (2)	Johnson/Clark (1)	9,255
3/2/24	**#24/24 Florida**	**W**	**82-76**	**24-5 (12-4)**	**Johnson (25)**	**CMB (11)**	**Cooper (4)**	**CMB (4)**	**Cooper (4)**	**16,978**
3/6/24	**#4/4 Tennessee**	**L**	**59-66**	**24-6 (12-5)**	**Johnson (18)**	**CMB (11)**	**Johnson/Wright (3)**	**CMB (3)**	**CMB (2)**	**18,000**

*& - Hall of Fame Series (Charlotte, N.C.) | ^ - Arizona Tip-Off (Glendale, Ariz.) | * - indicates SEC conteset | home games in* **bold**

82

53

GAME 1

Columbia, S.C.
Colonial Life Arena
Nov. 6, 2023
Transfers make immediate impact as team knocks down 12 3s

COLUMBIA, S.C. – (AP) Meechie Johnson and Ta'Lon Cooper each scored 15 points and South Carolina beat South Carolina Upstate 82-53 in a season opener on Monday night.

B.J. Mack added 13 points and Myles Stute had 10 for South Carolina.

Justin Bailey scored 13 points and Trae Broadnax added 10 for SC Upstate.

Bailey's 3-pointer almost 3 1/2 minutes in gave SC Upstate its only lead of the game at 5-3. South Carolina led 42-28 at halftime and outscored the Spartans 40-25 after intermission.

South Carolina leads the overall series 8-1, including 4-1 in Columbia. The 29-point win nearly doubles the previous average of 15.4 points per game for margin of victory the Gamecocks have over SC Upstate.

South Carolina's four transfers (Cooper, Mack, Stute and Stephen Clark) entered having played a combined 430 games at the Division I level with 299 starts among them. The entire team's 480 combined Division I starts ranks third in the Southeastern Conference behind only Mississippi State (514) and Texas A&M (502) entering this season.

79

77

GAME 2

Charlotte, N.C.
Spectrum Center
Nov. 10, 2023
100th career victory for head coach Lamont Paris

CHARLOTTE, N.C. – (AP) B.J. Mack made the go-ahead basket with 20 seconds left and South Carolina prevented Virginia Tech from getting off a shot on its next possession and the Gamecocks beat the Hokies 79-77 on Friday night.

In the first game played between the programs since 1997, Myles Stute scored 21 points shooting 7 for 11 including 5 for 6 from 3-point range, Mack scored 19 and secured six rebounds, Talon Cooper and reserve Jacobi Wright each scored 12 and Meechie Johnson scored 11 for the Gamecocks (2-0).

On his game winner, Mack methodically backed down Mylyjael Poteat on the left side, drove to the baseline and converted the reverse layup. Following a Hokies (1-1) timeout, South Carolina disrupted a dribble-handoff attempt a few feet beyond the 3-point line to force a turnover to all but end it.

Mack missed the front end of a 1-and-1 with two seconds left, and an errant heave attempt by the Hokies sealed it.

Sean Pedulla scored 26 points, Hunter Catoor 13 and Lynn Kidd 12 for Virginia Tech.

74

64

GAME 3

Columbia, S.C.
Colonial Life Arena
Nov. 13, 2023
Mack leads way with 17 & 13 for 8th career double-double

COLUMBIA, S.C. – (AP) B.J. Mack scored 17 points and grabbed 13 rebounds to lead South Carolina to a 74-64 victory over VMI on Monday night.

Mack, a 6-foot-8 forward transfer from Wofford, shot 5 of 11 from the floor and made 6 of 7 free throws. Meechie Johnson added 13 points and Myles Stute had 10 for South Carolina, which is 3-0 for the first time since the 2019-2020 season.

Mack scored five points and Stute added four during a 16-7 run to open the second half that stretched the Gamecocks' lead to 57-40 with 13:48 to play. It was their largest lead of the game. Jacobi Wright, who finished with nine points, ended the surge with a 3-pointer.

VMI had a 10-2 run to pull to 70-62 with 1:34 left but couldn't get closer.

Freshman reserve Tyran Cook scored 16 points on 6-of-11 shooting to lead VMI (1-2). DJ Nussbaum made 6 of 9 field goals for 14 points. Koree Cotton added 10 points for the Keydets.

South Carolina led for most of the first half and by as many 14 points, building a 41-33 advantage at the break. Mack scored eight points and Johnson chipped in seven in the first half.

GAME 1

Official Basketball Box Score - Final
USC Upstate at South Carolina
11/06/23 Colonial Life Arena, Columbia
2023-24 South Carolina Men's Basketball

Game Time: 7:00 PM
Game Duration: 1:55
Attendance: 11,216
Officials: Todd Austin, Byron Jarrett, Hunter Allen

USC Upstate - 53 Record: 0-1

NO. Name		Min	FG M-A	3P M-A	FT M-A	Rebounds OR	DR	TOT	Fouls PF	FD	TP	AS	TO	ST	Blocks BS	BA	+/-
35 Ahmir Langlais	F	22:54	1-2	0-0	0-1	3	4	7	2	2	2	2	2	0	3	0	-12
1 Nick Alves	G	27:53	4-9	0-1	0-0	0	2	2	3	1	8	1	1	2	1	1	-20
2 Justin Bailey	G	26:25	4-11	2-4	3-4	0	0	0	2	7	13	0	1	3	0	0	-11
5 Jordyn Surratt	G	21:47	3-5	1-1	0-0	0	3	3	3	0	7	1	0	0	0	1	-16
12 Trae Broadnax	G	23:58	3-13	0-0	4-7	0	4	4	1	6	10	3	2	1	1	2	-15
11 Patrick Iriel		13:54	2-2	0-0	0-2	0	2	2	1	2	4	1	1	1	0	0	-15
14 Floyd Rideau Jr.		19:41	0-4	0-2	0-0	1	3	4	1	0	0	2	1	0	0	0	-12
15 Jorge Ochoa		10:11	0-2	0-1	0-0	0	0	0	1	0	0	3	0	2	0	0	-7
34 Miguel Ayesa		13:05	2-5	1-4	0-0	0	0	0	0	0	5	0	1	1	0	0	-17
3 Eduardo Placer		13:57	1-4	0-2	0-0	0	0	0	2	0	2	0	0	1	0	0	-11
21 CJ Rich		02:05	0-1	0-1	0-0	0	0	0	0	0	0	0	0	0	0	0	-3
22 Thomas Sheida		02:05	1-1	0-0	0-0	0	0	0	0	0	2	0	1	0	0	0	-3
23 Dave Dickerson III		02:05	0-0	0-0	0-0	0	0	0	0	0	0	0	0	0	0	0	-3
Team						2	3	5			0		1				
Totals			21-59	4-16	7-14	6	21	27	16	18	53	13	11	11	5	4	-29

Technical Fouls: NONE

Shooting By Period		
1st FG%	10-27	37.0%
3PT%	2-7	28.6%
FT%	6-9	66.7%
2nd FG%	11-32	34.4%
3PT%	2-9	22.2%
FT%	1-5	20%
GM FG%	21-59	35.6%
3PT%	4-16	25.0%
FT%	7-14	50.0%

Dead Ball Rebounds: 4, 1

South Carolina - 82 Record: 1-0

NO. Name		Min	FG M-A	3P M-A	FT M-A	Rebounds OR	DR	TOT	Fouls PF	FD	TP	AS	TO	ST	Blocks BS	BA	+/-
2 B.J. Mack	F	20:02	4-9	3-6	2-2	1	2	3	3	1	13	1	2	0	1	1	12
4 Stephen Clark	F	14:53	2-4	0-0	0-0	0	2	2	2	1	4	2	4	0	1	0	3
10 Myles Stute	F	19:33	4-7	2-3	0-0	2	4	6	2	2	10	1	1	2	0	2	14
5 Meechie Johnson	G	25:03	4-5	2-2	5-8	0	5	5	3	5	15	3	2	1	0	0	14
55 Ta'lon Cooper	G	22:52	5-7	3-5	2-3	2	5	7	1	3	15	3	1	0	1	0	23
1 Jacobi Wright		20:49	4-7	1-1	0-0	1	2	3	1	0	9	2	1	0	0	0	18
12 Zachary Davis		21:37	2-5	0-1	0-0	2	6	8	0	0	4	0	0	3	0	0	15
33 Josh Gray		10:54	1-2	0-0	1-3	0	6	6	2	2	3	0	0	0	1	1	9
15 Morris Ugusuk		20:14	2-5	1-3	0-1	0	1	1	1	1	5	3	1	0	0	1	15
0 Ebrima Dibba		02:49	0-1	0-0	0-0	0	0	0	1	0	0	1	1	0	0	0	0
31 Benjamin Bosmans-Verdonk		10:40	1-2	0-0	0-0	1	1	2	1	0	2	0	1	1	0	0	12
14 Eli Sparkman		08:29	0-1	0-1	2-2	0	1	1	0	1	2	0	1	0	0	0	8
20 Danny Grajzl		02:05	0-0	0-0	0-0	0	0	0	1	0	0	0	0	0	0	0	2
Team						1	0	1			0		0				
Totals			29-55	12-22	12-19	10	35	45	18	16	82	16	15	7	4	5	29

Technical Fouls: NONE

Shooting By Period		
1st FG%	13-24	54.2%
3PT%	6-11	54.5%
FT%	10-13	76.9%
2nd FG%	16-31	51.6%
3PT%	6-11	54.5%
FT%	2-6	33.3%
GM FG%	29-55	52.7%
3PT%	12-22	54.5%
FT%	12-19	63.2%

Dead Ball Rebounds: 1, 0

	UPS	USC
Biggest lead	2 (1st 16:24)	31 (2nd 1:01)
Best Scoring Run	10 (2nd 10:26)	11 (2nd 8:08)
Lead Changes	2	
Times Tied	1	
Time with Lead	00:20	37:06

Points from	UPS	USC
Turnovers	15	11
Paint	30	34
Second Chance	6	12
Fast Breaks	15	12
Bench	13	25

Period by Period Scoring	1st	2nd	TOT
UPS	28	25	53
USC	42	40	82

GAMECOCK MEN'S BASKETBALL

GAME 2

Official Basketball Box Score - Final
Virginia Tech at South Carolina
11/10/23 Spectrum Center, Charlotte, N.C.
2023-24 Men's Basketball

Game Time: 5:30 PM
Game Duration: 2:05
Attendance: 6,783
Officials: Tony Greene, Ted Valentine, KB Burdett

Virginia Tech - 77 Record: 1-1

NO. Name		Min	FG M-A	3P M-A	FT M-A	Rebounds OR	DR	TOT	Fouls PF	FD	TP	AS	TO	ST	Blocks BS	BA	+/-
31 Robbie Beran	F	17:11	3-5	1-3	0-0	1	0	1	0	0	7	1	0	0	1	0	3
15 Lynn Kidd	C	26:28	5-7	0-0	2-2	1	5	6	2	2	12	2	2	2	0	0	4
0 Hunter Cattoor	G	40:00	4-12	3-10	2-2	0	4	4	3	4	13	0	0	0	0	0	-2
2 MJ Collins	G	17:51	1-3	0-0	0-0	0	0	0	1	0	2	2	0	2	0	1	2
3 Sean Pedulla	G	38:29	7-13	3-6	9-11	1	8	9	1	5	26	5	2	1	0	1	-2
23 Tyler Nickel		22:09	0-3	0-2	2-2	0	0	0	0	1	2	1	0	0	0	0	-4
34 Mylyjael Poteat		13:30	3-3	0-0	3-4	1	0	1	2	3	9	0	1	1	0	0	-6
4 Mekhi Long		22:51	3-5	0-0	0-1	1	0	1	3	1	6	2	0	2	0	0	-5
10 Brandon Rechsteiner		01:31	0-1	0-1	0-0	0	0	0	0	0	0	0	0	0	0	0	0
Team						1	0	1			0		0				
Totals			26-52	7-22	18-22	6	17	23	12	16	77	13	5	8	1	2	-2

Technical Fouls: NONE

Shooting By Period		
1st FG%	11-30	36.7%
3PT%	2-14	14.3%
FT%	7-8	87.5%
2nd FG%	15-22	68.2%
3PT%	5-8	62.5%
FT%	11-14	78.6%
GM FG%	26-52	50.0%
3PT%	7-22	31.8%
FT%	18-22	81.8%

Dead Ball Rebounds: 2, 0

South Carolina - 79 Record: 2-0

NO. Name		Min	FG M-A	3P M-A	FT M-A	Rebounds OR	DR	TOT	Fouls PF	FD	TP	AS	TO	ST	Blocks BS	BA	+/-
2 B.J. Mack	F	25:46	9-16	1-4	0-1	1	5	6	3	3	19	1	1	0	0	0	-3
4 Stephen Clark	F	12:10	1-3	0-0	0-0	1	1	2	1	0	2	1	0	0	0	1	-5
10 Myles Stute	F	34:36	7-11	5-6	2-2	3	2	5	3	2	21	0	1	0	0	0	5
5 Meechie Johnson	G	28:40	4-8	1-4	2-2	0	4	4	1	1	11	5	4	0	0	0	-7
55 Ta'lon Cooper	G	31:16	5-8	2-4	0-0	0	2	2	2	1	12	7	0	0	0	0	0
1 Jacobi Wright		22:13	4-7	1-2	3-3	0	1	1	2	2	12	0	2	1	0	0	8
12 Zachary Davis		17:31	0-1	0-1	0-0	0	0	0	1	1	0	0	0	1	1	0	4
15 Morris Ugusuk		12:24	0-0	0-0	0-0	0	1	1	1	0	0	2	1	0	1	0	3
31 Benjamin Bosmans-Verdonk		15:24	1-1	0-0	0-0	3	4	7	2	2	2	0	1	0	0	0	5
Team						0	2	2			0		0				
Totals			31-55	10-21	7-8	8	22	30	16	12	79	16	10	2	2	1	2

Technical Fouls: NONE

Shooting By Period		
1st FG%	15-26	57.7%
3PT%	6-11	54.5%
FT%	2-2	100%
2nd FG%	16-29	55.2%
3PT%	4-10	40.0%
FT%	5-6	83.3%
GM FG%	31-55	56.4%
3PT%	10-21	47.6%
FT%	7-8	87.5%

Dead Ball Rebounds: 0, 0

	VT	USC
Biggest lead	5 (1st 16:13)	10 (1st 5:24)
Best Scoring Run	5 (1st 16:13)	12 (1st 8:20)
Lead Changes	3	
Times Tied	6	
Time with Lead	06:16	30:33

Points from	VT	USC
Turnovers	11	7
Paint	36	36
Second Chance	7	12
Fast Breaks	6	0
Bench	17	14

Period by Period Scoring	1st	2nd	TOT
VT	31	46	77
USC	38	41	79

LIVESTATS BY GENIUS SPORTS

GAME 3

Official Basketball Box Score - Final
VMI at South Carolina
11/13/23 Colonial Life Arena, Columbia
2023-24 South Carolina Men's Basketball

Game Time: 7:00 PM
Game Duration: 1:58
Attendance: 10,449
Officials: Steven Anderson, Erroll Lewis, Jerry Hester

VMI - 64 Record: 1-2

NO. Name		Min	FG M-A	3P M-A	FT M-A	Rebounds OR	DR	TOT	Fouls PF	FD	TP	AS	TO	ST	Blocks BS	BA	+/-
42 DJ Nussbaum	C	25:52	6-9	0-0	2-2	1	4	5	4	1	14	1	0	0	0	0	-3
1 Brennan Watkins	G	28:00	1-7	0-3	4-4	0	2	2	1	2	6	3	4	0	0	0	-3
2 Taeshaud Jackson	G	29:27	4-9	0-2	0-2	1	10	11	3	1	8	1	2	0	1	1	-17
4 Koree Cotton	G	20:20	4-11	2-3	0-0	1	0	1	2	0	10	1	2	0	0	1	-10
11 Devin Butler	G	18:14	1-3	1-3	0-0	2	2	4	2	0	3	1	0	1	1	0	-9
0 Tyran Cook		29:10	6-11	1-2	3-3	1	1	2	4	3	16	3	2	3	0	0	2
10 Stephen Olowoniyi		14:08	2-7	0-0	0-0	3	2	5	4	2	4	0	3	0	2	1	-1
12 Corey Chesley		18:35	1-2	0-0	0-0	0	3	3	2	0	2	0	1	1	1	0	-2
32 Robert Peters		10:33	0-0	0-0	0-4	0	1	1	0	2	0	1	0	0	0	0	7
23 Maurice Wright, Jr.		05:41	0-0	0-0	1-2	0	0	0	0	2	1	0	1	0	0	0	-8
Team						2	4	6			0		1				
Totals			25-59	4-13	10-17	11	29	40	22	13	64	11	16	5	5	3	-10

Technical Fouls: NONE

Shooting By Period		
1st FG%	13-32	40.6%
3PT%	1-4	25.0%
FT%	6-10	60%
2nd FG%	12-27	44.4%
3PT%	3-9	33.3%
FT%	4-7	57.1%
GM FG%	25-59	42.4%
3PT%	4-13	30.8%
FT%	10-17	58.8%

Dead Ball Rebounds: 5, 0

South Carolina - 74 Record: 3-0

NO. Name		Min	FG M-A	3P M-A	FT M-A	Rebounds OR	DR	TOT	Fouls PF	FD	TP	AS	TO	ST	Blocks BS	BA	+/-
2 B.J. Mack	F	28:52	5-11	1-3	6-7	6	7	13	0	5	17	0	0	3	1	2	10
4 Stephen Clark	F	11:56	3-6	1-2	0-0	0	2	2	3	0	7	1	1	0	1	0	15
10 Myles Stute	F	28:01	2-7	1-4	5-8	2	3	5	0	6	10	3	1	1	1	1	6
5 Meechie Johnson	G	22:39	4-16	1-6	4-7	1	1	2	1	4	13	0	1	1	0	0	5
55 Ta'lon Cooper	G	33:26	3-9	0-2	1-1	0	1	1	3	2	7	7	0	2	0	0	7
1 Jacobi Wright		25:29	3-7	2-2	1-2	0	3	3	2	2	9	2	1	1	0	1	-10
31 Benjamin Bosmans-Verdonk		13:38	2-3	0-0	0-0	7	1	8	2	0	4	0	3	0	0	0	-2
15 Morris Ugusuk		24:10	2-9	1-3	0-0	1	1	2	0	3	5	1	2	2	0	1	10
33 Josh Gray		02:24	0-1	0-0	0-0	0	0	0	1	0	0	0	0	0	0	0	-2
14 Eli Sparkman		09:25	1-2	0-1	0-0	1	2	3	1	0	2	0	0	0	0	0	11
Team						3	2	5			0		0				
Totals			25-71	7-23	17-25	21	23	44	13	22	74	14	9	10	3	5	10

Technical Fouls: NONE

Shooting By Period		
1st FG%	13-35	37.1%
3PT%	5-13	38.5%
FT%	10-12	83.3%
2nd FG%	12-36	33.3%
3PT%	2-10	20.0%
FT%	7-13	53.8%
GM FG%	25-71	35.2%
3PT%	7-23	30.4%
FT%	17-25	68.0%

Dead Ball Rebounds: 4, 2

	VMI	USC
Biggest lead	3 (1st 9:51)	17 (2nd 13:48)
Best Scoring Run	8 (1st 9:51)	11 (1st 17:48)
Lead Changes	2	
Times Tied	2	
Time with Lead	01:00	37:41

Points from	VMI	USC
Turnovers	10	14
Paint	30	32
Second Chance	6	12
Fast Breaks	2	14
Bench	23	20

Period by Period Scoring	1st	2nd	TOT
VMI	33	31	64
USC	41	33	74

GAMECOCK MEN'S BASKETBALL

GAME 4

73
68

Glendale, Ariz.
Desert Diamond Arena
Nov. 17, 2023
Transfers make immediate impact as team knocks down 12 3s

GLENDALE, Ariz. (AP) — Meechie Johnson scored 24 points Friday night and South Carolina never trailed in its 73-68 win over DePaul at the Arizona Tip-Off.

South Carolina (4-0) is off to its best start since the 2016-17 team, which lost 77-73 to Gonzaga in the Final Four, won its first eight games.

Johnson scored 12 points in a 20-6 run that gave the Gamecocks a 24-10 lead when he capped the spurt with a jumper and then a three-point play midway through the first half. South Carolina took a nine-point lead into intermission and stretched its lead to 58-44 when Benjamin Bosmans-Verdonk made a layup with 12:18 to play.

Elijah Fisher and K.T. Raimey each hit a 3-pointer as the Blue Demons scored 11 of 14 points to trim their deficit to six with 5 minutes to go and Da'Sean Nelson hit 1 of 2 free throws to make it 67-62 with 2:35 remaining. Johnson answered with two free throws 13 seconds and the Gamecocks, who shot just 59% (20 of 34) from the charity stripe, made 4 of 6 from the foul line from there to seal it.

Chico Carter Jr. — a native of Columbia and a graduate transfer from South Carolina — scored 24 points on 8-of-13 shooting for DePaul (1-3).

Zachary Davis added 10 points for the Gamecocks.

GAME 5

75
GCU 68

Glendale, Ariz.
Desert Diamond Arena
Nov. 19, 2023
Mack scores 21 of 27 in second half to lead Gamecocks to title

GLENDALE, Ariz. (AP) — B.J. Mack hit four 3-pointers and scored 27 points — 21 in the second half — to help South Carolina beat Grand Canyon 75-68 Sunday to win the Cactus Division at the Arizona Tip-Off.

Mack made 7 of 12 from the field and 9 of 9 from the free-throw line. Myles Stute scored 12 points and Jacobi Wright added 10 — including two baskets in the final 2-plus minutes — on 4-of-5 shooting for South Carolina (5-0).

Gabe McGlothan made two free throws to open the scoring in the second half and give Grand Canyon a 31-30 lead but Mack answered with a 3-pointer that gave South Carolina the lead for good with 19:29 to play and the Lopes trailed the rest of the way.

Mack made a layup and then hit two free throws to stretch the lead to 54-43 midway through the second half but Collin Moore hit a 3-pointer to spark a 14-5 that trimmed Grand Canyon's deficit to two points with 5:32 remaining. Mack hit a 3-pointer and made three free throws after he was fouled on another 3-point shot to make it 67-58 with 4 minutes to go.

McGlothan led Grand Canyon (3-1) with 18 points, Tyon Grant-Foster scored 16, Moore 15 and Ray Harrison added 12.

GAME 6

65
ND 53

Columbia, S.C.
Colonial Life Arena
Nov. 28, 2023
Johnson scores career-high 29 points on 9-of-15 shooting

COLUMBIA, S.C. (AP) — Meechie Johnson scored a career-high 29 points and B.J. Mack scored 17 points and South Carolina used the second half to distance itself from Notre Dame and beat the Irish 65-53 on Tuesday night in an ACC/SEC Challenge contest.

South Carolina (6-0) is off to its best start since former coach Frank Martin took the program to the Final Four in 2017.

Johnson finished 9-for-15 shooting, Mack was 6 for 15 and the rest of the Gamecocks went 4 for 20. South Carolina made 38% (19 of 50) of its shot attempts.

Trae Davis scored 15 points, J.R. Konieczny 11 and Julian Roper II 10 for Notre Dame (3-3).

South Carolina capitalized on Notre Dame's 1-for-13 shooting stretch in the second half, and when Johnson made a pull-up bank shot in the lane, the Gamecocks reached their biggest lead to that point, 48-41, with 8:23 left. Less than a minute later, Johnson made a 3-pointer and the Gamecocks led by double figures for most of the remainder.

Braeden Shrewsberry gave Notre Dame its last lead at 40-38 with 14:14 left. South Carolina led 31-28 at halftime.

GAME 4

Official Basketball Box Score - Final
South Carolina at DePaul
11/17/23 Desert Diamond Arena, Glendale
2023-24 Men's Basketball

Game Time: 9:30 PM
Game Duration: 2:07
Attendance: 3,214

Officials: Thomas Nunez, Frank Harvey III, Robert Lehigh

South Carolina - 73 Record: 4-0

NO.	Name		Min	FG M-A	3P M-A	FT M-A	Rebounds OR	DR	TOT	Fouls PF	FD	TP	AS	TO	ST	Blocks BS	BA	+/-
2	B.J. Mack	F	15:59	2-5	0-3	0-0	0	1	1	4	1	4	1	4	0	0	0	0
4	Stephen Clark	F	11:16	1-1	0-0	0-0	0	2	2	2	3	2	2	0	0	1	0	9
10	Myles Stute	F	29:36	3-7	1-3	0-0	0	5	5	1	1	7	1	2	0	0	0	-5
5	Meechie Johnson	G	28:47	8-16	1-7	7-11	2	3	5	5	5	24	1	1	2	0	0	6
55	Ta'lon Cooper	G	31:27	2-6	1-2	4-6	3	4	7	1	4	9	5	2	2	0	1	0
1	Jacobi Wright		24:27	2-5	0-2	2-2	0	3	3	2	3	6	2	2	0	0	0	3
31	Benjamin Bosmans-Verdonk		08:19	1-1	0-0	1-2	1	1	2	5	1	3	0	3	0	0	0	2
12	Zachary Davis		18:46	3-6	2-3	2-4	1	2	3	1	2	10	0	2	1	0	1	2
15	Morris Ugusuk		16:11	0-1	0-1	0-0	0	0	0	0	0	0	1	0	1	0	1	5
33	Josh Gray		15:11	2-3	0-0	4-9	1	6	7	3	5	8	0	0	1	1	1	3
Team							1	2	3			0		0				
Totals				24-51	5-21	20-34	9	29	38	24	25	73	12	17	6	3	3	5

Shooting By Period		
1st FG%	15-26	57.7%
3PT%	3-9	33.3%
FT%	8-15	53.3%
2nd FG%	9-25	36.0%
3PT%	2-12	16.7%
FT%	12-19	63.2%
GM FG%	24-51	47.1%
3PT%	5-21	23.8%
FT%	20-34	58.8%

Dead Ball Rebounds: 9, 9

Technical Fouls: NONE

DePaul - 68 Record: 1-3

NO.	Name		Min	FG M-A	3P M-A	FT M-A	Rebounds OR	DR	TOT	Fouls PF	FD	TP	AS	TO	ST	Blocks BS	BA	+/-
21	Da'Sean Nelson	F	14:22	3-10	0-2	2-5	1	2	3	4	6	8	2	0	0	0	0	0
25	Jeremiah Oden	F	33:15	3-10	0-2	1-2	0	3	3	3	2	7	0	0	1	1	0	-11
2	Chico Carter, Jr.	G	36:42	8-13	1-3	7-9	2	4	6	1	7	24	2	1	0	0	1	-2
22	Elijah Fisher	G	35:42	1-3	1-1	2-2	1	1	2	3	2	5	2	2	1	0	0	0
23	Caleb Murphy	G	20:60	3-4	0-0	2-2	0	3	3	5	1	8	2	0	0	0	0	-2
5	Churchill Abass		18:19	2-4	0-0	0-0	0	4	4	4	1	4	1	2	1	2	1	-8
10	Jaden Henley		15:53	1-5	0-1	2-2	0	0	0	3	3	4	2	2	0	0	1	1
4	K.T. Raimey		17:16	2-6	2-6	2-2	0	4	4	2	1	8	0	4	1	0	0	-2
11	Keyondre Young		07:31	0-1	0-1	0-0	0	0	0	1	1	0	0	1	1	0	0	-1
Team							2	2	4			0		1				
Totals				23-56	4-16	18-24	6	23	29	26	24	68	11	13	5	3	3	-5

Shooting By Period		
1st FG%	10-26	38.5%
3PT%	2-7	28.6%
FT%	10-14	71.4%
2nd FG%	13-30	43.3%
3PT%	2-9	22.2%
FT%	8-10	80%
GM FG%	23-56	41.1%
3PT%	4-16	25.0%
FT%	18-24	75.0%

Dead Ball Rebounds: 4, 0

Technical Fouls: Murphy 1st 8:50

	USC	DPU
Biggest lead	14 (1st 10:04)	0 (1st 20:00)
Best Scoring Run	5(1st 17:23)	5(2nd 7:09)
Lead Changes	0	
Times Tied	1	
Time with Lead	38:53	00:00

Points from	USC	DPU
Turnovers	13	14
Paint	30	36
Second Chance	13	8
Fast Breaks	6	6
Bench	27	16

Period by Period Scoring	1st	2nd	TOT
USC	41	32	73
DPU	32	36	68

LIVESTATS BY GENIUS SPORTS

GAME 5

Official Basketball Box Score - Final
South Carolina at Grand Canyon
11/19/23 Desert Diamond Arena, Glendale
2023-24 Men's Basketball

Game Time: 5:00 PM
Game Duration: 2:10
Attendance: 2,589

Officials: Kevin Brill, Robert Lehigh, Glen Mayberry

South Carolina - 75 Record: 5-0

NO.	Name		Min	FG M-A	3P M-A	FT M-A	Rebounds OR	DR	TOT	Fouls PF	FD	TP	AS	TO	ST	Blocks BS	BA	+/-
2	B.J. Mack	F	26:23	7-12	4-7	9-9	1	2	3	4	6	27	2	2	1	0	0	5
4	Stephen Clark	F	20:36	3-3	0-0	0-0	0	1	1	4	0	6	2	1	0	1	0	9
10	Myles Stute	F	25:08	5-9	1-4	1-2	0	2	2	4	4	12	1	0	1	0	1	12
5	Meechie Johnson	G	31:31	4-10	1-3	0-0	0	6	6	2	0	9	2	3	0	0	0	0
55	Ta'lon Cooper	G	34:52	1-3	0-1	0-0	0	0	0	3	3	2	5	1	0	0	0	4
1	Jacobi Wright		25:49	4-5	0-0	2-2	0	1	1	1	2	10	3	1	1	0	0	5
31	Benjamin Bosmans-Verdonk		11:06	0-1	0-0	0-0	0	3	3	0	0	0	2	0	0	0	0	3
12	Zachary Davis		12:10	2-4	1-2	0-0	0	0	0	3	1	5	1	0	0	0	0	-3
33	Josh Gray		06:30	1-3	0-0	2-3	2	1	3	3	4	4	0	0	0	0	0	3
15	Morris Ugusuk		05:54	0-0	0-0	0-0	0	1	1	0	1	0	0	0	0	0	0	-3
Team							1	2	3			0		2				
Totals				27-50	7-17	14-16	4	19	23	24	21	75	18	10	3	1	1	7

Shooting By Period		
1st FG%	12-24	50.0%
3PT%	4-9	44.4%
FT%	2-2	100%
2nd FG%	15-26	57.7%
3PT%	3-8	37.5%
FT%	12-14	85.7%
GM FG%	27-50	54.0%
3PT%	7-17	41.2%
FT%	14-16	87.5%

Dead Ball Rebounds: 0, 1

Technical Fouls: Stute 1st 3:35

Grand Canyon - 68 Record: 3-1

NO.	Name		Min	FG M-A	3P M-A	FT M-A	Rebounds OR	DR	TOT	Fouls PF	FD	TP	AS	TO	ST	Blocks BS	BA	+/-
24	Duke Brennan	F	19:19	0-1	0-0	3-4	2	3	5	4	2	3	1	3	0	0	0	-7
30	Gabe McGlothan	F	37:57	4-8	1-3	9-10	3	6	9	5	6	18	1	1	0	0	1	-5
0	Ray Harrison	G	36:57	4-13	0-2	4-4	0	3	3	2	3	12	3	1	0	0	0	-3
7	Tyon Grant-Foster	G	34:39	5-15	1-6	5-7	0	3	3	4	8	16	1	2	1	1	0	-2
8	Collin Moore	G	32:29	5-7	3-3	2-2	0	2	2	2	3	15	1	3	1	0	0	0
2	Sydney Curry		13:05	2-4	0-0	0-0	3	0	3	2	1	4	0	1	0	0	0	-2
33	Isaiah Shaw		08:10	0-2	0-1	0-0	0	0	0	0	0	0	0	0	0	0	0	-10
22	Josh Baker		04:37	0-0	0-0	0-0	0	0	0	0	0	0	0	1	0	0	0	-4
5	Lok Wur		12:47	0-1	0-1	0-0	1	1	2	2	0	0	0	1	1	0	0	-2
Team							2	1	3			0		0				
Totals				20-51	5-16	23-27	11	19	30	21	23	68	7	13	3	1	1	-7

Shooting By Period		
1st FG%	9-27	33.3%
3PT%	3-7	42.9%
FT%	8-8	100%
2nd FG%	11-24	45.8%
3PT%	2-9	22.2%
FT%	15-19	78.9%
GM FG%	20-51	39.2%
3PT%	5-16	31.3%
FT%	23-27	85.2%

Dead Ball Rebounds: 4, 2

Technical Fouls: NONE

	USC	GCU
Biggest lead	11 (2nd 10:35)	4 (1st 18:50)
Best Scoring Run	8(1st 17:24)	7(1st 2:20)
Lead Changes	5	
Times Tied	2	
Time with Lead	36:11	02:26

Points from	USC	GCU
Turnovers	12	16
Paint	28	24
Second Chance	5	12
Fast Breaks	0	12
Bench	19	4

Period by Period Scoring	1st	2nd	TOT
USC	30	45	75
GCU	29	39	68

LIVESTATS BY GENIUS SPORTS

GAME 6

Official Basketball Box Score - Final
Notre Dame at South Carolina
11/28/23 Colonial Life Arena, Columbia, S.C
2023-24 South Carolina Men's Basketball

Game Time: 7:00 PM
Game Duration: 1:59
Attendance: 15,215

Officials: Terry Oglesby, Chuck Jones, Owen Shortt

Notre Dame - 53 Record: 3-3

NO.	Name		Min	FG M-A	3P M-A	FT M-A	Rebounds OR	DR	TOT	Fouls PF	FD	TP	AS	TO	ST	Blocks BS	BA	+/-
13	Tae Davis	F	28:14	5-8	1-1	4-7	3	5	8	3	5	15	0	0	0	1	1	0
14	Kebba Njie	F	27:47	0-7	0-0	2-2	2	4	6	2	6	2	2	0	1	3	1	-11
1	Julian Roper II	G	28:16	4-8	1-3	1-2	1	5	6	3	1	10	0	2	0	0	1	-8
3	Markus Burton	G	36:16	2-8	1-4	3-5	3	2	5	3	4	8	5	6	1	0	0	-6
20	J.R. Konieczny	G	33:15	3-11	2-6	3-4	0	2	2	1	2	11	0	0	0	0	1	-5
11	Braeden Shrewsberry		19:37	3-7	1-4	0-0	0	0	0	1	0	7	1	1	0	0	0	-5
25	Matt Zona		02:36	0-0	0-0	0-0	0	0	0	0	0	0	0	0	0	0	0	-1
2	Logan Imes		08:39	0-0	0-0	0-0	0	0	0	2	0	0	0	0	0	0	0	-12
0	Carey Booth		15:20	0-3	0-3	0-0	0	4	4	2	0	0	0	0	0	0	0	-12
Team							3	2	5			0		3				
Totals				17-52	6-21	13-20	12	24	36	20	18	53	8	12	2	4	4	-12

Shooting By Period		
1st FG%	10-26	38.5%
3PT%	5-10	50.0%
FT%	3-4	75%
2nd FG%	7-26	26.9%
3PT%	1-11	9.1%
FT%	10-16	62.5%
GM FG%	17-52	32.7%
3PT%	6-21	28.6%
FT%	13-20	65.0%

Dead Ball Rebounds: 4, 0

Technical Fouls: NONE

South Carolina - 65 Record: 6-0

NO.	Name		Min	FG M-A	3P M-A	FT M-A	Rebounds OR	DR	TOT	Fouls PF	FD	TP	AS	TO	ST	Blocks BS	BA	+/-
2	B.J. Mack	F	26:49	6-15	1-5	4-5	1	3	4	2	3	17	2	0	1	0	3	11
4	Stephen Clark	F	05:13	0-0	0-0	0-0	0	0	0	1	1	0	0	0	0	0	1	-7
10	Myles Stute	F	16:39	0-5	0-4	1-4	1	0	1	2	2	1	0	2	0	1	0	-10
5	Meechie Johnson	G	34:55	9-15	4-9	7-8	0	5	5	4	4	29	1	1	1	0	0	5
55	Ta'lon Cooper	G	35:38	2-6	1-3	4-5	1	4	5	2	4	9	4	1	1	0	0	4
1	Jacobi Wright		26:14	1-5	1-2	4-4	1	0	1	1	2	7	2	1	1	0	0	17
12	Zachary Davis		29:18	0-1	0-1	0-0	0	4	4	2	2	0	2	0	1	1	0	23
31	Benjamin Bosmans-Verdonk		09:50	1-2	0-0	0-0	1	1	2	3	2	2	0	1	0	1	1	1
15	Morris Ugusuk		12:03	0-1	0-1	0-0	1	0	1	0	0	0	0	0	0	0	0	16
33	Josh Gray		03:21	0-0	0-0	0-0	0	1	1	1	0	0	0	0	0	0	0	0
Team							3	5	8			0		2				
Totals				19-50	7-25	20-26	9	23	32	18	20	65	11	8	5	4	4	12

Shooting By Period		
1st FG%	9-23	39.1%
3PT%	5-14	35.7%
FT%	8-10	80%
2nd FG%	10-27	37.0%
3PT%	2-11	18.2%
FT%	12-16	75%
GM FG%	19-50	38.0%
3PT%	7-25	28.0%
FT%	20-26	76.9%

Dead Ball Rebounds: 4, 3

Technical Fouls: NONE

	UND	USC
Biggest lead	8 (1st 15:07)	14 (2nd 2:19)
Best Scoring Run	8 (1st 15:07)	9 (1st 8:01)
Lead Changes	3	
Times Tied	5	
Time with Lead	10:20	23:30

Points from	UND	USC
Turnovers	5	11
Paint	18	14
Second Chance	8	9
Fast Breaks	8	4
Bench	7	9

Period by Period Scoring	1st	2nd	TOT
UND	28	25	53
USC	31	34	65

GAMECOCK MEN'S BASKETBALL

GAME 7

89
67

Columbia, S.C.
Colonial Life Arena
Nov. 6, 2023
Gamecocks knock down school record 18 3s in blowout win

COLUMBIA, S.C. (AP) – Meechie Johnson knocked down 5 of 7 3-pointers to put up 24 points and B.J. Mack hit 4 of 8 from deep to add another 20 points as South Carolina rode 18 treys to an 89-67 win over George Washington on Friday night.

The Gamecocks (7-0) came into the game shooting 37% from beyond the arc and hit 18 of 35 (51%) against the Revolutionaries. Overall they hit 33 of 66 from the field.

Johnson entered after scoring 29 points in South Carolina's 65-53 win over Notre Dame and wasted little time dialing in from distance, hitting his first 3-pointer two minutes into the game and hit three treys in the final 6:49 to put the game away.

Johnson added eight rebounds and Mack blocked a pair of shots. Ta'lon Cooper contributed 14 points and eight assists and Myles Stute added 11 points.

George Washington (6-2) shot 42% (25 of 60) from the field, including 11 of 22 from beyond the arc. Darren Buchanan Jr. had 18 points, six rebounds and two assists. James Bishop IV had 14 points and four assists, Trey Autry hit 3 of 6 from deep and added 13 points and Jacoi Hutchinson contributed 10 points.

GAME 8

67
72

Clemson, S.C.
Littlejohn Coliseum
Dec. 6, 2023
Tigers use late run to rally against the Gamecocks

CLEMSON, S.C. (AP) – Chauncey Wiggins scored 13 of his career high 15 points in the second half, Ian Schieffelin had 12 points and 12 rebounds and No. 24 Clemson rallied to beat South Carolina 72-67 on Wednesday night.

The game marked the first time in the 173-game series between the instate rivals — dating to the 1912-13 season — that both teams went in 7-0.

Schieffelin — who picked up his fourth personal foul moments earlier — hit a 3-pointer, grabbed a rebound on the other end and then threw down a contested two-hand dunk in a 29-second span to give Clemson a 59-56 lead with 4:53 to play. Schieffelin's steal led to a Chase Hunter layup with 3:04 left. After PJ Hall missed the second of two free throws, Schieffelin sent the offensive rebound to Hunter who gave the Tigers a 65-59 lead — their biggest of the game — with 1:52 remaining.

Hall had 14 points, eight rebounds and four blocks, Joseph Girard III added 12 points for Clemson (8-0) and Hunter scored all of his 10 points in the second half.

Meechie Johnson hit 6 of 10 from 3-point range and led South Carolina with 26 points. B.J. Mack had 10 points and seven rebounds and Stephen Clark — who left the game due to an injury with about 7 minutes to play and did not return — also scored 10.

Johnson made two free throws to give South Carolina (7-1) an 11-point lead — its biggest of the game — with 15 minutes left. RJ Godfrey sandwiched two layups around a 3-pointer by Girard to tie it 4 minutes later and Ta'Lon Cooper answered with a 3 with 10:32 remaining.

Wiggins made back-to-back 3s to put Clemson up 54-51 before Johnson missed a 3-point shot on the other end but Collin Murray-Boyles grabbed the offensive rebound and kicked it back to Johnson at the same spot for a 3-pointer to tie it with 6:50 left.

GAME 9

68
62

Greenville, N.C.
Williams Arena
Dec. 9, 2023
Johnson scores 13 of 15 in second half of first road win

GREENVILLE, N.C. (AP) — Meechie Johnson and Myles Stute scored 15 points apiece and South Carolina held on to beat East Carolina 68-62 on Saturday.

B.J. Mack added 13 points for the Gamecocks (8-1) which shot 43.8% (21 for 48 overall). Johnson, Stute and Mack combined to make 14 of the team's 21-made baskets.

RJ Felton scored 15 points, Ezra Ausar and Bobby Pettiford Jr. scored 14 points apiece and Brandon Johnson 10 for East Carolina (6-4).

Mack's 3-pointer with 1:22 left gave South Carolina a 62-60 lead and it never trailed again. Pettiford tied it after an ECU timeout before Mack made 1 of 2 foul shots with 37 seconds left for a 63-62 advantage. On its next possession, Ausar lost control of the ball underneath the basket and it went out of bounds. Ta'Lon Cooper made 1 of 2 fouls shots on South Carolina's next possession for a two-point lead. ECU's Pettiford turned it over on the Pirates next possession and Davis sank two foul shots with four seconds left for the final margin.

East Carolina rallied from a 35-28 halftime deficit and outscored the Gamecocks 12-3 and took its first lead at 40-38 on Ausar's soft layin in the lane.

The Gamecocks turned an 11-10 lead into a 23-12 margin with 3-pointers coming from Davis, two from Cooper and Morris Ugusuk with each make off an assist as South Carolina worked the ball around the perimeter to counter the Pirates' 2/3 zone.

East Carolina responded with a 12-3 run pushing the pace to get within 26-24 with 3:27 before halftime, but South Carolina outscored the Pirates 9-4 and went to intermission up 35-28.

Saturday marked the first time the Pirates had welcomed a Southeastern Conference opponent to Minges Coliseum since 2002 when ECU beat Ole Miss, 65-58.

The Gamecocks hadn't visited Minges Coliseum since Jan. 13, 1988, when South Carolina defeated ECU 78-51. The Pirates now are 2/3 in home games against South Carolina.

GAME 7

Official Basketball Box Score - Final
George Washington at South Carolina
12/01/23 Colonial Life Arena, Columbia
2023-24 South Carolina Men's Basketball

Game Time: 7:00 PM
Game Duration: 1:48
Attendance: 10,936

Officials: Todd Austin, Michael Wallace, Ron Grover

George Washington - 67 Record: 6-2

NO.	Name		Min	FG M-A	3P M-A	FT M-A	Rebounds OR	DR	TOT	Fouls PF	FD	TP	AS	TO	ST	Blocks BS	BA	+/-
3	Darren Buchanan Jr.	F	30:21	6-11	1-1	5-6	4	2	6	1	5	18	2	4	0	0	2	-26
23	Babatunde Akingbola	C	21:57	1-2	0-0	0-0	0	4	4	3	0	2	0	0	1	3	0	-2
2	Maximus Edwards	G	24:48	2-12	0-3	0-0	3	5	8	2	1	4	0	2	0	0	2	-24
9	Garrett Johnson	G	14:15	0-4	0-2	0-0	1	3	4	0	0	0	1	1	0	0	1	-14
11	James Bishop IV	G	31:47	5-14	4-6	0-0	0	2	2	2	1	14	4	2	0	0	1	-20
4	Jacoi Hutchinson		26:41	4-6	2-2	0-0	0	1	1	0	0	10	5	1	2	0	0	-14
0	Trey Autry		23:48	5-8	3-6	0-0	0	4	4	1	0	13	2	0	0	0	0	-7
34	Antoine Smith Jr.		15:30	1-2	1-2	0-0	0	1	1	0	0	3	1	0	0	0	0	3
8	Zamoku Weluche-Ume		03:33	0-0	0-0	0-0	0	1	1	0	0	0	0	0	0	0	0	0
14	Keegan Harvey		03:33	1-1	0-0	1-2	1	1	2	0	2	3	0	0	0	1	0	0
1	Amir Arrington		01:16	0-0	0-0	0-0	0	0	0	0	0	0	0	0	0	0	0	-2
10	Laziz Talipov		01:16	0-0	0-0	0-0	0	0	0	0	0	0	0	0	0	0	0	-2
32	Luke Cronin		01:16	0-0	0-0	0-0	0	0	0	0	0	0	0	0	0	0	0	-2
Team								2	1	3		0		0				
Totals				25-60	11-22	6-8	11	25	36	9	9	67	15	10	3	4	6	-22

Technical Fouls: NONE

Shooting By Period		
1st FG%	12-33	36.4%
3PT%	5-14	35.7%
FT%	3-4	75%
2nd FG%	13-27	48.1%
3PT%	6-8	75.0%
FT%	3-4	75%
GM FG%	25-60	41.7%
3PT%	11-22	50.0%
FT%	6-8	75.0%

Dead Ball Rebounds: 2, 0

South Carolina - 89 Record: 7-0

NO.	Name		Min	FG M-A	3P M-A	FT M-A	Rebounds OR	DR	TOT	Fouls PF	FD	TP	AS	TO	ST	Blocks BS	BA	+/-
2	B.J. Mack	F	24:09	7-13	4-8	2-2	1	2	3	1	2	20	1	0	1	2	0	23
4	Stephen Clark	F	08:42	0-0	0-0	0-0	1	4	5	3	0	0	0	1	0	2	0	8
10	Myles Stute	F	29:30	5-11	1-4	0-0	2	2	4	1	0	11	3	0	1	0	0	26
5	Meechie Johnson	G	28:14	9-16	5-7	1-1	1	7	8	1	2	24	0	0	1	1	1	13
55	Ta'lon Cooper	G	32:58	5-7	4-6	0-0	0	3	3	0	1	14	8	1	0	0	0	22
1	Jacobi Wright		19:48	1-6	1-3	2-2	1	2	3	0	1	5	3	0	0	0	1	-2
12	Zachary Davis		22:36	2-5	1-3	0-2	1	2	3	1	1	5	2	0	2	0	1	14
31	Benjamin Bosmans-Verdonk		09:34	1-2	0-0	0-0	1	0	1	0	1	2	1	0	1	1	0	-7
15	Morris Ugusuk		14:03	2-3	2-3	0-0	1	0	1	0	1	6	0	1	0	0	0	7
33	Josh Gray		05:02	0-0	0-0	0-0	0	0	0	1	0	0	0	1	0	0	0	4
30	Collin Murray-Boyles		03:33	1-2	0-0	0-0	0	0	0	1	0	2	1	0	0	0	1	0
14	Eli Sparkman		01:16	0-1	0-1	0-0	0	0	0	0	0	0	0	0	0	0	0	2
20	Danny Grajzl		00:38	0-0	0-0	0-0	0	0	0	0	0	0	0	0	0	0	0	0
Team							0	1	1			0		0				
Totals				33-66	18-35	5-7	9	23	32	9	9	89	19	3	7	6	4	22

Technical Fouls: NONE

Shooting By Period		
1st FG%	16-31	51.6%
3PT%	8-16	50.0%
FT%	2-2	100%
2nd FG%	17-35	48.6%
3PT%	10-19	52.6%
FT%	3-5	60%
GM FG%	33-66	50.0%
3PT%	18-35	51.4%
FT%	5-7	71.4%

Dead Ball Rebounds: 1, 1

	GWU	USC
Biggest lead	0 (1st 20:00)	25 (2nd 3:59)
Best Scoring Run	5 (1st 6:22)	14 (2nd 9:16)
Lead Changes	0	
Times Tied	0	
Time with Lead	00:00	39:43

Points from	GWU	USC
Turnovers	4	14
Paint	26	24
Second Chance	4	12
Fast Breaks	16	11
Bench	29	20

Period by Period Scoring	1st	2nd	TOT
GWU	32	35	67
USC	42	47	89

GAMECOCK. MEN'S BASKETBALL

GAME 8

Official Basketball Box Score - Final
South Carolina at Clemson
12/06/23 Littlejohn Coliseum, Clemson
2023-24 Clemson Men's Basketball

Game Time: 8:00 PM
Game Duration: 2:05
Attendance: 9,000

Officials: Ron Grover, Lee Cassell, Vladimir VoyardTadal

South Carolina - 67 Record: 7-1

NO.	Name		Min	FG M-A	3P M-A	FT M-A	Rebounds OR	DR	TOT	Fouls PF	FD	TP	AS	TO	ST	Blocks BS	BA	+/-
2	B.J. Mack	F	31:40	3-13	0-6	4-6	1	6	7	2	4	10	1	2	0	1	2	5
4	Stephen Clark	F	16:29	3-5	1-2	3-3	1	4	5	3	3	10	0	1	1	1	0	4
10	Myles Stute	F	24:18	1-8	1-5	1-2	0	4	4	3	1	4	2	1	1	0	2	-17
5	Meechie Johnson	G	29:57	8-16	6-10	4-4	2	1	3	1	5	26	4	1	3	0	1	2
55	Ta'lon Cooper	G	32:56	2-4	1-1	0-0	1	2	3	3	0	5	3	1	0	0	1	-10
1	Jacobi Wright		20:44	0-5	0-2	0-0	0	1	1	0	0	0	1	1	0	0	0	-3
33	Josh Gray		02:20	1-1	0-0	0-0	0	2	2	0	0	2	0	0	0	0	0	-3
12	Zachary Davis		22:07	2-4	1-3	0-0	0	5	5	1	0	5	1	0	0	0	0	7
30	Collin Murray-Boyles		16:37	2-5	0-1	1-4	1	3	4	2	2	5	1	1	0	1	1	-3
31	Benjamin Bosmans-Verdonk		02:54	0-0	0-0	0-0	0	0	0	0	1	0	0	0	0	0	0	-7
Team							4	0	4			0		0				
Totals				22-61	10-30	13-19	10	28	38	15	16	67	13	8	5	3	7	-5

Technical Fouls: NONE

Shooting By Period		
1st FG%	12-31	38.7%
3PT%	5-14	35.7%
FT%	1-2	50%
2nd FG%	10-30	33.3%
3PT%	5-16	31.3%
FT%	12-17	70.6%
GM FG%	22-61	36.1%
3PT%	10-30	33.3%
FT%	13-19	68.4%

Dead Ball Rebounds: 2, 0

Clemson - 72 Record: 8-0

NO.	Name		Min	FG M-A	3P M-A	FT M-A	Rebounds OR	DR	TOT	Fouls PF	FD	TP	AS	TO	ST	Blocks BS	BA	+/-
4	Ian Schieffelin	F	24:31	4-6	1-1	3-5	3	9	12	4	3	12	0	1	2	0	1	6
21	Chauncey Wiggins	F	27:05	5-8	3-5	2-2	0	1	1	1	1	15	2	0	0	0	0	4
24	PJ Hall	F	32:47	5-11	1-3	3-5	3	5	8	3	5	14	3	0	0	4	0	10
1	Chase Hunter	G	34:44	4-11	1-4	1-2	1	3	4	2	2	10	3	0	0	1	1	9
11	Joseph Girard III	G	36:49	3-7	2-5	4-4	0	7	7	2	2	12	3	3	1	0	0	13
2	Dillon Hunter		11:02	0-1	0-0	0-0	0	0	0	1	0	0	1	0	0	0	0	-10
33	Bas Leyte		04:32	1-2	0-0	1-2	0	2	2	1	1	3	0	1	0	0	1	-4
10	RJ Godfrey		15:06	2-7	0-0	0-0	0	3	3	2	1	4	1	2	2	2	0	-3
0	Josh Beadle		13:25	1-3	0-0	0-0	0	2	2	0	0	2	0	2	0	0	0	0
Team							2	1	3			0		1				
Totals				25-56	8-18	14-20	9	33	42	16	15	72	13	10	5	7	3	5

Technical Fouls: NONE

Shooting By Period		
1st FG%	9-29	31.0%
3PT%	2-8	25.0%
FT%	3-5	60%
2nd FG%	16-27	59.3%
3PT%	6-10	60.0%
FT%	11-15	73.3%
GM FG%	25-56	44.6%
3PT%	8-18	44.4%
FT%	14-20	70.0%

Dead Ball Rebounds: 0, 0

	SC	CU
Biggest lead	11 (2nd 15:02)	8 (2nd 0:14)
Best Scoring Run	9 (2nd 19:40)	11 (2nd 11:02)
Lead Changes	7	
Times Tied	6	
Time with Lead	27:10	06:31

Points from	SC	CU
Turnovers	8	10
Paint	24	30
Second Chance	12	16
Fast Breaks	2	2
Bench	12	9

Period by Period Scoring	1st	2nd	TOT
SC	30	37	67
CU	23	49	72

NCAA LIVESTATS BY GENIUS SPORTS

GAME 9

Official Basketball Box Score - Final
South Carolina at East Carolina
12/09/23 Williams Arena at Minges, Greenville, N.C.
2023-24 Men's Basketball

Game Time: 12:00 PM
Game Duration: 2:15
Attendance: 5,588

Officials: Garrick Shannon, Lucas Santos, Michael Swoboda

South Carolina - 68 Record: 8-1

NO.	Name		Min	FG M-A	3P M-A	FT M-A	Rebounds OR	DR	TOT	Fouls PF	FD	TP	AS	TO	ST	Blocks BS	BA	+/-
2	B.J. Mack	F	27:42	4-11	1-4	4-7	1	7	8	4	4	13	2	0	0	1	2	5
4	Stephen Clark	F	14:12	0-3	0-1	1-2	0	1	1	4	2	1	2	0	0	3	0	7
10	Myles Stute	F	27:15	5-9	3-5	2-3	2	1	3	2	3	15	1	2	0	0	0	-9
5	Meechie Johnson	G	27:28	5-8	1-4	4-4	0	1	1	2	4	15	2	2	1	0	0	9
55	Ta'lon Cooper	G	35:42	2-4	2-4	3-4	0	7	7	0	3	9	3	2	0	0	0	8
12	Zachary Davis		21:52	3-5	1-2	2-2	0	5	5	2	1	9	0	1	1	0	0	5
33	Josh Gray		07:37	0-0	0-0	0-0	0	1	1	0	0	0	0	1	0	0	0	-5
1	Jacobi Wright		19:21	0-4	0-4	0-0	1	2	3	0	0	0	3	1	0	0	0	7
15	Morris Ugusuk		09:48	1-2	1-2	0-0	0	0	0	1	0	3	0	0	0	0	0	3
30	Collin Murray-Boyles		09:03	1-2	0-0	1-2	1	1	2	2	1	3	0	0	0	0	0	0
Team							2	2	4			0						
Totals				21-48	9-26	17-24	7	28	35	17	18	68	13	9	2	4	2	6

Technical Fouls: NONE

Shooting By Period		
1st FG%	13-27	48.1%
3PT%	3-4	75%
2nd FG%	8-21	38.1%
3PT%	3-9	33.3%
FT%	14-20	70%
GM FG%	21-48	43.8%
3PT%	9-26	34.6%
FT%	17-24	70.8%

Dead Ball Rebounds: 2, 1

East Carolina - 62 Record: 6-4

NO.	Name		Min	FG M-A	3P M-A	FT M-A	Rebounds OR	DR	TOT	Fouls PF	FD	TP	AS	TO	ST	Blocks BS	BA	+/-
2	Ezra Ausar	F	24:02	3-8	0-0	8-11	1	3	4	2	6	14	0	5	0	1	2	-1
6	Brandon Johnson	F	38:13	3-9	2-6	2-4	1	7	8	4	3	10	1	0	2	0	1	-7
0	Bobby Pettiford	G	32:48	6-14	2-3	0-0	1	4	5	2	2	14	2	1	0	1	1	5
3	RJ Felton	G	34:25	6-13	0-4	3-4	2	5	7	3	3	15	0	1	1	0	0	3
7	Quentin Diboundje	G	27:04	1-4	0-3	1-2	0	1	1	2	2	3	1	0	1	0	0	-4
1	Kalib LaCount		09:28	1-2	1-1	0-0	0	0	0	0	0	3	1	0	1	0	1	-13
21	Jaden Walker		27:32	1-3	0-0	1-2	0	3	3	4	1	3	3	0	1	0	0	-8
50	Callum Richard		04:53	0-0	0-0	0-0	1	0	1	1	0	0	0	0	0	0	0	1
11	Valentino Pinedo		01:35	0-0	0-0	0-0	0	0	0	0	0	0	0	0	0	0	0	-6
Team							1	2	3			0		1				
Totals				21-53	5-17	15-23	7	25	32	18	17	62	8	8	6	2	4	-6

Technical Fouls: NONE

Shooting By Period		
1st FG%	10-28	35.7%
3PT%	3-12	25.0%
FT%	5-8	62.5%
2nd FG%	11-25	44.0%
3PT%	2-5	40.0%
FT%	10-15	66.7%
GM FG%	21-53	39.6%
3PT%	5-17	29.4%
FT%	15-23	65.2%

Dead Ball Rebounds: 4, 0

	USC	ECU
Biggest lead	11 (1st 9:34)	3 (2nd 12:14)
Best Scoring Run	9 (1st 9:34)	9 (2nd 15:53)
Lead Changes	10	
Times Tied	9	
Time with Lead	26:53	05:17

Points from	USC	ECU
Turnovers	13	16
Paint	22	26
Second Chance	8	4
Fast Breaks	5	4
Bench	15	6

Period by Period Scoring	1st	2nd	TOT
USC	35	33	68
ECU	28	34	62

NCAA LIVESTATS BY GENIUS SPORTS

73

69

GAME 10

Columbia, S.C.
Colonial Life Arena
Dec. 16, 2023
Mack and Johnson score in double figures again

COLUMBIA, S.C. (AP) – B.J. Mack scored 16 points, Meechie Johnson added 15 and South Carolina pulled away late to beat Charleston Southern 73-69 on Saturday night.

Collin Murray-Boyles' dunk with 9:34 left gave South Carolina the lead for good at 55-53. Johnson scored seven points during a 9-2 surge that stretched the Gamecocks' lead to 70-62 with 1:39 to play. It was their largest lead of the game.

Mack and Johnson were a combined 11-of-30 from the field and each made a pair of 3-pointers. Ta'Lon Cooper added nine points, five rebounds and three assists for South Carolina (9-1), which shot 65% (17 of 26) in the first half but just 32% (12 of 37) in the second.

Taje' Kelly scored 22 points on 11-of-17 shooting and grabbed seven rebounds to lead Charleston Southern (3-7). A'lahn Sumler added 15 points and DJ Patrick and RJ Johnson each had 13.

Mack scored 10 points and Johnson had six in the first half to help South Carolina take a 39-36 lead into the break. Kelly scored 16 first-half points on 8-of-11 shooting for the Buccaneers.

South Carolina hosts Winthrop on Tuesday. Charleston Southern plays at Loyola Chicago on Tuesday.

72

62

GAME 11

Columbia, S.C.
Colonial Life Arena
Dec. 19, 2023
Johnson Scores 20 Again and Goes Perfect 8-for-8 at line

COLUMBIA, S.C. (AP) – Meechie Johnson scored 20 points to lead South Carolina to a 72-62 victory over Winthrop on Tuesday night.

South Carolina has won three straight since its 72-67 loss to then-No. 24 Clemson. The Gamecocks improved to 6-0 at home and are 10-1 for the first time since the 2015-16 season.

Ta'Lon Cooper added 13 points and Myles Stute had 10 for the Gamecocks, who shot 40% (27 of 68) from the floor and made all 12 of their free throws. Stute made two of their six 3-pointers.

Kelton Talford made 10 of 11 free throws and scored 20 points to lead Winthrop (8-5). K.J. Doucet made three 3-pointers and finished with 16 points. Alex Timmerman chipped in 13 points.

Doucet and Sin'Cere McMahon each made a 3-pointer in a 13-5 surge that pulled Winthrop to 55-53 with 7:20 to play. The Gamecocks scored the next six points and the Eagles didn't get closer.

Johnson scored 10 points on 4-of-11 shooting to help South Carolina build a 33-28 halftime lead. Talford scored 10 first-half points and Doucet had eight for the Eagles.

70

43

GAME 12

Columbia, S.C.
Colonial Life Arena
Dec. 22, 2023
Cooper leads Gamecocks with 17 points in blowout

COLUMBIA, S.C. (AP) – Ta'Lon Cooper scored 17 points to lead South Carolina to a 70-43 victory over Elon on Friday night.

South Carolina has won four in a row and is off to an 11-1 start for the fourth time in program history. The Gamecocks have won eight straight at home, their longest streak since a 13-game run during the 2015-16 season. Cooper made 7 of 11 shots with three 3-pointers for the Gamecocks. He added six rebounds and three assists.

Myles Stute finished with 14 points and eight rebounds. Jacobi Wright scored 10 with three assists. Freshman Collin Murray-Boyles scored a season-best 10 points off the bench.

Wright had eight points, Cooper scored seven and the pair accounted for half of South Carolina's output in building a 30-20 lead at halftime. The Gamecocks shot 39.3% and made just 2 of 13 from 3-point range (15.4%). Elon shot 26.7% and hit 2 of 8 from distance.

Sam Sherry led the Phoenix (6-6) with 12 points, while Max Mackinnon scored 11.

South Carolina shot 41.3% overall and made 8 of 30 from beyond the arc (26.7%). Elon shot 32% and missed all six of its second-half shots from distance.

The Gamecocks snapped a two-game skid against the Phoenix, losing 65-53 at home in the last meeting in November 2012. They lead the series 3-2.

South Carolina's only loss this season was a 72-67 setback at Clemson, which was ranked 24th at the time.

GAME 10

Official Basketball Box Score - Final
Charleston So. at South Carolina
12/16/23 Colonial Life Arena, Columbia
2023-24 South Carolina Men's Basketball

Game Time: 6:00 PM
Game Duration: 1:45
Attendance: 10,006
Officials: Don Daily, Bharat Ramraman, R.B. Ojybum

Charleston So. - 69 Record: 3-7

NO.	Name		Min	FG M-A	3P M-A	FT M-A	Rebounds OR	DR	TOT	Fouls PF	FD	TP	AS	TO	ST	Blocks BS	BA	+/-
2	Taje' Kelly	F	34:10	11-17	0-1	0-1	2	5	7	1	1	22	3	1	1	1	0	-2
4	DJ Patrick	F	35:24	5-11	3-7	0-0	0	1	1	3	0	13	1	0	0	0	0	-2
13	Reginald Duhart Jr.	F	35:20	0-1	0-0	0-0	1	5	6	3	0	0	1	3	0	1	0	-2
11	A'lahn Sumler	G	30:16	5-10	2-5	3-3	2	2	4	0	1	15	3	0	2	2	0	-3
22	RJ Johnson	G	35:20	5-13	2-4	1-2	0	1	1	3	3	13	0	0	1	0	0	-2
0	Gaddis Heath III		06:55	1-1	0-0	0-0	0	0	0	0	0	2	0	0	0	1	0	-1
10	Jaiden Thompson		12:05	0-3	0-0	2-2	1	1	2	1	1	2	2	0	0	0	0	-4
14	Nobal Days		10:30	1-2	0-1	0-0	0	2	2	0	1	2	1	1	0	2	0	-4
Team							1	2	3			0		1	0			
Totals				28-58	7-18	6-8	7	19	26	11	7	69	11	5	4	7	0	-4

Shooting By Period		
1st FG%	16-29	55.2%
3PT%	3-8	37.5%
FT%	1-2	50%
2nd FG%	12-29	41.4%
3PT%	4-10	40.0%
FT%	5-6	83.3%
GM FG%	28-58	48.3%
3PT%	7-18	38.9%
FT%	6-8	75.0%

Dead Ball Rebounds: 1, 0

Technical Fouls: NONE

South Carolina - 73 Record: 9-1

NO.	Name		Min	FG M-A	3P M-A	FT M-A	Rebounds OR	DR	TOT	Fouls PF	FD	TP	AS	TO	ST	Blocks BS	BA	+/-
2	B.J. Mack	F	23:55	7-14	2-6	0-0	0	4	4	1	1	16	2	1	0	0	1	3
4	Stephen Clark	F	10:52	1-1	0-0	0-0	1	1	2	0	1	2	1	1	0	0	0	-3
10	Myles Stute	F	23:37	3-6	1-3	0-0	1	1	2	1	0	7	1	1	1	0	1	-2
5	Meechie Johnson	G	24:54	4-16	2-8	5-5	2	4	6	1	5	15	2	0	0	0	3	-2
55	Ta'lon Cooper	G	28:09	3-4	0-1	3-4	2	3	5	1	2	9	3	1	1	0	0	-4
1	Jacobi Wright		21:39	2-4	0-1	0-0	1	2	3	0	0	4	1	0	0	0	0	7
30	Collin Murray-Boyles		09:04	3-7	0-1	1-1	2	1	3	0	1	7	2	0	0	0	2	5
12	Zachary Davis		18:31	2-4	1-3	0-0	0	3	3	1	0	5	0	1	0	0	0	6
15	Morris Ugusuk		24:08	1-3	0-2	0-0	0	1	1	0	0	2	5	0	1	0	0	5
31	Benjamin Bosmans-Verdonk		13:21	3-4	0-0	0-1	3	1	4	2	1	6	1	0	0	0	0	4
33	Josh Gray		01:50	0-0	0-0	0-0	0	2	2	0	0	0	0	0	0	0	0	1
Team							3	1	4			0		0				
Totals				29-63	6-25	9-11	15	24	39	7	11	73	18	6	3	0	7	4

Shooting By Period		
1st FG%	17-26	65.4%
3PT%	5-10	50.0%
FT%	0-0	0%
2nd FG%	12-37	32.4%
3PT%	1-15	6.7%
FT%	9-11	81.8%
GM FG%	29-63	46.0%
3PT%	6-25	24.0%
FT%	9-11	81.8%

Dead Ball Rebounds: 2, 0

Technical Fouls: NONE

	CSU	USC
Biggest lead	3 (1st 17:23)	8 (2nd 1:39)
Best Scoring Run	7 (2nd 12:53)	7 (2nd 14:58)
Lead Changes	12	
Times Tied	5	
Time with Lead	07:17	29:31

Points from	CSU	USC
Turnovers	10	11
Paint	28	36
Second Chance	11	19
Fast Breaks	6	6
Bench	6	24

Period by Period Scoring	1st	2nd	TOT
CSU	36	33	69
USC	39	34	73

GAMECOCK. MEN'S BASKETBALL

GAME 11

Official Basketball Box Score - Final
Winthrop at South Carolina
12/19/23 Colonial Life Arena, Columbia
2023-24 South Carolina Men's Basketball

Game Time: 7:00 PM
Game Duration: 2:08
Attendance: 9,455
Officials: Pat Adams, John Gaffney, A.J. Desai

Winthrop - 62 Record: 8-5

NO.	Name		Min	FG M-A	3P M-A	FT M-A	Rebounds OR	DR	TOT	Fouls PF	FD	TP	AS	TO	ST	Blocks BS	BA	+/-
4	Kelton Talford	F	32:22	5-9	0-0	10-11	4	2	6	1	7	20	1	2	2	1	2	-6
12	K.J. Doucet	F	33:42	4-14	3-10	5-6	1	4	5	5	3	16	1	1	1	2	2	-6
33	Chase Claxton	F	27:02	1-1	0-0	0-1	2	5	7	1	1	2	1	1	1	1	0	-9
40	Alex Timmerman	F	27:42	3-5	1-1	6-7	0	0	0	1	4	13	3	1	0	1	0	1
10	Nick Johnson	G	23:51	1-4	1-3	0-0	1	2	3	1	1	3	2	2	0	1	0	-12
11	Kasen Harrison		32:09	1-8	1-3	1-2	0	3	3	2	2	4	4	2	2	0	0	-5
0	Sin'Cere McMahon		10:21	1-3	1-3	1-2	0	0	0	1	1	4	0	1	0	0	1	-3
2	Xavier McKelvy		09:28	0-2	0-1	0-0	0	3	3	0	1	0	1	0	0	0	0	-6
5	Yoro Diallo		01:19	0-0	0-0	0-0	1	0	1	1	0	0	0	0	0	0	0	-3
14	Noah Van Bibber		02:04	0-1	0-0	0-0	0	0	0	1	0	0	0	0	0	0	0	-1
Team							3	1	4			0		4				
Totals				16-47	7-21	23-29	12	20	32	14	20	62	13	14	6	6	5	-10

Shooting By Period		
1st FG%	8-26	30.8%
3PT%	3-10	30.0%
FT%	9-10	90%
2nd FG%	8-21	38.1%
3PT%	4-11	36.4%
FT%	14-19	73.7%
GM FG%	16-47	34.0%
3PT%	7-21	33.3%
FT%	23-29	79.3%

Dead Ball Rebounds: 3, 0

Technical Fouls: NONE

South Carolina - 72 Record: 10-1

NO.	Name		Min	FG M-A	3P M-A	FT M-A	Rebounds OR	DR	TOT	Fouls PF	FD	TP	AS	TO	ST	Blocks BS	BA	+/-
2	B.J. Mack	F	24:21	3-9	0-1	2-2	2	5	7	3	3	8	3	3	0	2	2	0
4	Stephen Clark	F	10:45	2-5	0-0	0-0	1	1	2	1	0	4	0	0	0	1	1	0
10	Myles Stute	F	28:36	4-9	2-5	0-0	3	2	5	4	0	10	2	3	1	0	0	12
5	Meechie Johnson	G	33:21	6-16	0-5	8-8	0	2	2	2	5	20	5	0	1	0	2	13
55	Ta'lon Cooper	G	31:41	6-12	1-5	0-0	2	4	6	0	1	13	3	3	0	1	1	14
1	Jacobi Wright		21:00	3-5	1-2	0-0	0	0	0	3	0	7	2	0	2	0	0	10
31	Benjamin Bosmans-Verdonk		12:24	1-1	0-0	2-2	4	1	5	3	2	4	0	0	0	0	0	9
12	Zachary Davis		11:19	0-4	0-2	0-0	2	3	5	0	1	0	0	1	2	1	0	-1
30	Collin Murray-Boyles		09:45	0-0	0-0	0-0	0	1	1	2	0	0	0	0	0	0	0	-3
15	Morris Ugusuk		13:27	2-6	2-6	0-0	0	0	0	1	1	6	0	0	0	0	0	-4
33	Josh Gray		02:48	0-1	0-0	0-0	0	0	0	1	1	0	0	0	0	0	0	0
20	Danny Grajzl		00:33	0-0	0-0	0-0	0	0	0	0	0	0	0	0	0	0	0	0
Team							4	1	5			0		0				
Totals				27-68	6-26	12-12	18	20	38	20	14	72	15	10	6	5	6	10

Shooting By Period		
1st FG%	14-37	37.8%
3PT%	3-14	21.4%
FT%	2-2	100%
2nd FG%	13-31	41.9%
3PT%	3-12	25.0%
FT%	10-10	100%
GM FG%	27-68	39.7%
3PT%	6-26	23.1%
FT%	12-12	100.0%

Dead Ball Rebounds: 3, 2

Technical Fouls: NONE

	WIN	USC
Biggest lead	1 (1st 16:07)	11 (1st 7:39)
Best Scoring Run	7 (2nd 10:27)	7 (1st 10:34)
Lead Changes	2	
Times Tied	1	
Time with Lead	01:12	36:51

Points from	WIN	USC
Turnovers	13	18
Paint	16	40
Second Chance	11	16
Fast Breaks	8	6
Bench	8	17

Period by Period Scoring	1st	2nd	TOT
WIN	28	34	62
USC	33	39	72

GAMECOCK. MEN'S BASKETBALL

GAME 12

Official Basketball Box Score - Final
Elon at South Carolina
12/22/23 Colonial Life Arena, Columbia
2023-24 South Carolina Men's Basketball

Game Time: 6:00 PM
Game Duration: 1:47
Attendance: 10,203
Officials: Doug Shows, Jeffrey Anderson, Chris Ford

Elon - 43 Record: 6-6

NO.	Name		Min	FG M-A	3P M-A	FT M-A	Rebounds OR	DR	TOT	Fouls PF	FD	TP	AS	TO	ST	Blocks BS	BA	+/-
55	Deandre Smart	F	15:26	0-1	0-0	0-0	2	2	4	2	0	0	0	3	1	1	0	-3
4	Sam Sherry	C	23:56	4-7	1-1	3-5	1	1	2	2	4	12	1	2	0	1	0	-12
3	Max Mackinnon	G	28:22	5-10	0-3	1-2	0	2	2	1	2	11	2	1	0	1	1	-14
10	Rob Higgins	G	27:46	3-6	0-0	0-0	0	1	1	1	0	6	1	2	0	0	0	-20
11	TK Simpkins	G	22:06	0-9	0-2	3-4	0	8	8	2	5	3	2	2	1	0	1	-10
0	Nick Dorn		21:14	2-6	0-2	0-0	1	2	3	2	0	4	0	1	0	1	0	-21
1	Kendall Campbell		10:46	1-2	0-0	0-0	1	2	3	2	0	2	0	2	0	1	0	-8
14	Zac Ervin		14:34	0-1	0-0	1-1	0	1	1	0	0	1	0	0	0	0	0	-11
22	LA Pratt		17:54	1-6	1-4	2-2	0	3	3	1	3	5	2	1	1	0	0	-17
12	Isaac Harrell		12:06	0-2	0-1	0-0	0	1	1	0	1	0	0	0	0	0	1	-9
2	JaDun Michael		02:55	0-0	0-0	0-0	0	0	0	0	0	0	0	0	0	0	0	-5
15	Ned Hull		02:55	0-0	0-0	0-0	0	0	0	0	0	0	0	0	0	0	0	-5
Team							1	2	3			0		0				
Totals				16-50	2-14	9-13	7	24	31	13	15	43	8	15	4	4	3	-27

Shooting By Period		
1st FG%	8-30	26.7%
3PT%	2-8	25.0%
FT%	2-4	50%
2nd FG%	8-20	40.0%
3PT%	0-6	0.0%
FT%	7-9	77.8%
GM FG%	16-50	32.0%
3PT%	2-14	14.3%
FT%	9-13	69.2%

Dead Ball Rebounds: 4, 0

Technical Fouls: NONE

South Carolina - 70 Record: 11-1

NO.	Name		Min	FG M-A	3P M-A	FT M-A	Rebounds OR	DR	TOT	Fouls PF	FD	TP	AS	TO	ST	Blocks BS	BA	+/-
2	B.J. Mack	F	23:34	4-10	1-2	0-0	2	0	2	2	1	9	3	1	1	0	1	6
4	Stephen Clark	F	10:54	1-4	0-0	1-2	1	2	3	0	1	3	0	0	0	0	1	-3
10	Myles Stute	F	27:48	5-13	3-9	1-1	0	8	8	2	1	14	1	2	1	0	0	27
1	Jacobi Wright	G	27:01	4-9	0-4	2-2	0	3	3	2	3	10	3	1	2	1	1	17
55	Ta'lon Cooper	G	33:28	7-11	3-7	0-1	4	2	6	1	1	17	3	1	1	0	0	27
12	Zachary Davis		18:42	1-3	1-3	0-0	1	2	3	1	1	3	1	2	1	1	0	9
31	Benjamin Bosmans-Verdonk		21:12	1-3	0-0	2-4	2	3	5	2	2	4	0	0	1	1	0	21
30	Collin Murray-Boyles		17:16	3-5	0-0	4-6	3	0	3	3	3	10	2	2	0	0	1	22
15	Morris Ugusuk		17:54	0-4	0-4	0-0	0	1	1	2	0	0	1	1	0	0	0	9
14	Eli Sparkman		02:11	0-1	0-1	0-0	0	0	0	0	0	0	0	0	0	0	0	0
Team							4	6	10			0		0				
Totals				26-63	8-30	10-16	17	27	44	15	13	70	14	10	7	3	4	27

Shooting By Period		
1st FG%	11-28	39.3%
3PT%	2-13	15.4%
FT%	6-8	75%
2nd FG%	15-35	42.9%
3PT%	6-17	35.3%
FT%	4-8	50%
GM FG%	26-63	41.3%
3PT%	8-30	26.7%
FT%	10-16	62.5%

Dead Ball Rebounds: 2, 0

Technical Fouls: NONE

	ELU	USC
Biggest lead	4 (1st 17:33)	27 (2nd 2:15)
Best Scoring Run	5 (1st 9:53)	9 (1st 2:56)
Lead Changes	5	
Times Tied	3	
Time with Lead	05:55	32:32

Points from	ELU	USC
Turnovers	11	17
Paint	18	26
Second Chance	7	9
Fast Breaks	7	7
Bench	11	17

Period by Period Scoring	1st	2nd	TOT
ELU	20	23	43
USC	30	40	70

GAMECOCK. MEN'S BASKETBALL

GAME 13

94
62

Columbia, S.C.
Colonial Life Arena
Dec. 30, 2023
Murray-Boyles scores career-high 17 in just 14 minutes of action

COLUMBIA, S.C. (AP) — Collin Murray-Boyles scored 17 points, Myles Stute added 16 and South Carolina rolled to a 94-62 victory over Florida A&M on Saturday.

South Carolina (12-1) is 8-0 at home and won its fifth straight game since its 72-67 loss to then-No. 24 Clemson on Dec. 6.

Murray-Boyles was 5-of-6 from the floor and made 7-of-8 free throws. Stute shot 5-of-10 overall and was 4-of-9 shooting from long range. Meechie Johnson and Morris Ugusuk added 11 points apiece for the Gamecocks, who shot 48% (30-of-62) from the floor and made 24-of-28 (86%) free throws.

Ja'Derryus Eatmon scored 14 points and Keith Lamar had 13 for Florida A&M (2-9).

Stute made three 3-pointers and scored 11 points and Ugusuk added nine points on three 3s in the first half to help South Carolina build a 49-21 lead at the break. The Gamecocks shot 52% (16-of-31) from the floor and made 8 of 15 from long range in the half.

South Carolina begins Southeastern Conference play on Saturday hosting Mississippi State.

Florida A&M plays at Bethune-Cookman in a Southwestern Athletic Conference opener on Saturday.

GAME 14

68
62

Columbia, S.C.
Colonial Life Arena
Jan. 6, 2024
Johnson records sixth 20 point game of season

COLUMBIA, S.C. (AP) — Meechie Johnson had a clutch steal and hit four free throws in the final seconds to allow South Carolina to hold off Mississippi State 68-62 in the Southeastern Conference opener for both teams Saturday afternoon.

Johnson scored 15 of his team-high 24 points over the final 11 minutes, hitting 8 of 8 from the free throw line with a key steal and an assist to help hold off the Bulldogs.

Mississippi State never led in the second half but tied the game at 42 on Dashawn Davis' jumper with 11:51 to play. The Gamecocks responded with a Collin Murray-Boyles jumper and Johnson hit 2 of 3 from the line and followed up with a 3 in a 9-0 run with just under 10 minutes left.

Josh Hubbard turned a four-point play with 22 seconds left to get the Bulldogs within 64-62. Ta'Lon Cooper drew a foul with :17 left but missed both free throws. D.J. Jeffries pulled in the rebound, but Johnson forced Dashawn Davis to pick up his dribble well behind the 3-point line, then stole the ball and drew a foul with :07 left. His two free throws made it a two-possession game, then he added two more to set the final score.

Johnson hit 6 of 12 from the field, including 3 of 7 from behind the arc, and was 9 of 11 from the line to finish with 24 points. Myles Stute added 15 points. South Carolina (13-1, 1-0) hit 21 of 52 from the field (40.4%) and was 18 of 26 from the line. The Gamecocks had a 35-26 advantage on the boards and scored 16 second-chance points on 15 offensive rebounds.

Mississippi State (11-3, 0-1) was 25 of 52 from the field (48.1%), but hit just 3 of 13 from distance and was 9 of 14 from the line. Tolu Smith and Hubbard both scored 13 points off the bench to lead the Bulldogs. Shakeel Moore had 10 points.

GAME 15

47
74

Greenville, N.C.
Coleman Coliseum
Jan. 9, 2024
Gamecocks score season-low 47 points in first SEC road game

TUSCALOOSA, Ala. (AP) — Mark Sears hit six 3-pointers and scored 31 points, Aaron Estrada added 17 on 7-of-11 shooting and Alabama used two second-half runs to pull away as it beat South Carolina 74-47 Tuesday night and snapped the Gamecocks' six-game win streak.

Sears made 10 of 13 from the field, grabbed six rebounds and had three steals. Estrada, who hit 7 of 11 from 3-point range, finished with seven rebounds and two steals.

Alabama (10-5, 2-0 SEC) has won four straight following a three-game skid to No. 1 Purdue, No. 22 Creighton and No. 8 Arizona last month

Meechie Johnson led South Carolina (13-2, 1-1) with 16 points on 6-of-18 shooting, 2 of 9 from behind the arc. Ta'lon Cooper scored 10.

The Gamecocks made 10 of their first 21 field-goal attempts but just 1 of 7 to close the first half and missed their first 10 of the second as Alabama turned a two-point deficit into a 14-point lead. Sears hit a 3-pointer and Estrada added two more in a 13-0 run that made it 42-29 with 14 minutes left.

Johnson hit a 3 with 13:28 left that snapped a scoring drought of eight-plus minutes and a layup by Collin Murray-Boyles about a minute later cut South Carolina's deficit to 10. Jarin Stevenson answered with a 3-pointer seven seconds later and Sam Walters hit another to cap a 10-0 run for a 54-34 advantage with 8:57 remaining.

The Gamecocks shot a season-low 31% (17 of 55) from the field while scoring their fewest points this season in a game and a half (16 in the second).

Alabama made 15 3-pointers and, despite a 12-9 deficit in offensive rebounds, outscored South Carolina 15-5 in second-chance points.

GAME 13

Official Basketball Box Score - Final
Florida A&M at South Carolina
12/30/23 Colonial Life Arena, Columbia
2023-24 South Carolina Men's Basketball

Game Time: 2:00 PM
Game Duration: 1:53
Attendance: 11,070
Officials: Terry Oglesby, Byron Jarrett, Lee Cassell

Florida A&M - 62 Record: 2-9

NO.	Name		Min	FG M-A	3P M-A	FT M-A	Rebounds OR	DR	TOT	Fouls PF	FD	TP	AS	TO	ST	Blocks BS	BA	+/-
5	Keith Lamar	F	29:31	5-10	3-6	0-2	1	4	5	5	1	13	1	3	4	0	0	-22
24	Ja'Derryus Eatmon	F	23:22	6-10	0-0	2-4	1	2	3	1	2	14	0	0	0	2	2	-9
2	Jordan Chatman	G	17:31	2-5	1-1	0-0	1	3	4	5	0	5	0	0	0	0	1	-11
4	Hantz Louis-Jeune	G	25:13	2-2	0-0	0-0	0	2	2	0	0	4	4	1	1	1	0	-27
12	K'Lei Parker	G	22:29	1-11	0-1	0-0	1	1	2	1	0	2	0	0	0	1	0	-27
13	Shannon Grant		12:28	1-4	0-0	0-0	1	0	1	1	1	2	0	1	0	0	0	-29
3	Morrell Schramm		14:47	2-3	1-1	0-0	3	1	4	2	1	5	2	1	0	0	1	-7
11	Roderick Coffee III		24:31	2-7	1-2	2-2	2	2	4	0	1	7	1	0	1	0	1	-17
50	Jalen Speer		21:25	4-10	1-2	1-2	0	1	1	3	3	10	4	3	0	0	0	-15
10	Chase Barns		08:43	0-1	0-0	0-0	0	2	2	0	0	0	0	0	0	0	0	4
Team							1	1	2			0		1				
Totals				25-63	7-13	5-10	11	19	30	18	9	62	12	10	6	4	5	-32

Technical Fouls: NONE

Shooting By Period		
1st FG%	8-26	30.8%
3PT%	2-3	66.7%
FT%	3-4	75%
2nd FG%	17-37	45.9%
3PT%	5-10	50.0%
FT%	2-6	33.3%
GM FG%	25-63	39.7%
3PT%	7-13	53.8%
FT%	5-10	50.0%

Dead Ball Rebounds: 3, 0

South Carolina - 94 Record: 12-1

NO.	Name		Min	FG M-A	3P M-A	FT M-A	Rebounds OR	DR	TOT	Fouls PF	FD	TP	AS	TO	ST	Blocks BS	BA	+/-
2	B.J. Mack	F	18:38	3-3	1-1	2-2	0	5	5	1	1	9	0	0	1	2	0	15
4	Stephen Clark	F	19:28	2-3	0-0	0-0	2	7	9	1	0	4	4	0	0	1	0	6
10	Myles Stute	F	24:44	5-10	4-9	2-2	2	0	2	0	1	16	1	1	1	0	0	21
5	Meechie Johnson	G	22:05	3-12	1-5	4-4	2	0	2	1	4	11	6	3	0	1	1	12
55	Ta'lon Cooper	G	25:37	0-4	0-2	2-2	1	3	4	0	1	2	4	0	0	1	0	19
1	Jacobi Wright		18:20	1-8	0-5	3-5	0	0	0	1	3	5	2	1	1	0	0	27
12	Zachary Davis		17:02	4-6	1-2	0-1	0	6	6	0	1	9	1	0	0	0	0	20
31	Benjamin Bosmans-Verdonk		17:23	4-4	0-0	2-2	4	3	7	4	1	10	2	2	0	0	0	9
30	Collin Murray-Boyles		14:01	5-6	0-0	7-8	2	1	3	1	5	17	1	1	2	0	1	14
15	Morris Ugusuk		20:09	3-6	3-5	2-2	1	2	3	0	1	11	0	0	0	0	1	18
20	Danny Grajzl		02:33	0-0	0-0	0-0	0	0	0	0	0	0	0	0	0	0	0	-1
Team							1	2	3			0		2				
Totals				30-62	10-29	24-28	15	29	44	9	18	94	21	10	5	5	4	32

Technical Fouls: NONE

Shooting By Period		
1st FG%	16-31	51.6%
3PT%	8-15	53.3%
FT%	9-11	81.8%
2nd FG%	14-31	45.2%
3PT%	2-14	14.3%
FT%	15-17	88.2%
GM FG%	30-62	48.4%
3PT%	10-29	34.5%
FT%	24-28	85.7%

Dead Ball Rebounds: 2, 0

	FAMU	USC
Biggest lead	2 (1st 15:34)	36 (2nd 1:20)
Best Scoring Run	6 (1st 15:34)	20 (1st 3:05)
Lead Changes	2	
Times Tied	3	
Time with Lead	00:15	36:47

Points from	FAMU	USC
Turnovers	15	13
Paint	22	38
Second Chance	13	19
Fast Breaks	14	7
Bench	24	52

Period by Period Scoring	1st	2nd	TOT
FAMU	21	41	62
USC	49	45	94

GAMECOCK. MEN'S BASKETBALL

GAME 14

Official Basketball Box Score - Final
Mississippi St. at South Carolina
01/06/24 Colonial Life Arena, Columbia
2023-24 Men's Basketball

Game Time: 12:00 PM
Game Duration: 2:20
Attendance: 11,382
Officials: Bart Lencioxx, Garrick Shannon, Mike Nance

Mississippi St. - 62 Record: 11-3 (0-1)

NO.	Name		Min	FG M-A	3P M-A	FT M-A	Rebounds OR	DR	TOT	Fouls PF	FD	TP	AS	TO	ST	Blocks BS	BA	+/-
0	D.J. Jeffries	F	28:03	2-5	0-2	0-2	2	1	3	2	2	4	3	2	1	1	0	-7
4	Cameron Matthews	F	29:41	3-5	0-0	0-0	1	4	5	5	2	6	2	3	4	1	1	4
15	Jimmy Bell Jr.	F	19:39	3-6	0-0	0-2	0	0	0	3	4	6	0	1	2	0	0	-1
3	Shakeel Moore	G	24:15	3-5	1-2	3-4	0	2	2	4	2	10	2	1	1	0	0	-3
10	Dashawn Davis	G	33:26	3-11	0-2	0-0	0	5	5	1	0	6	1	1	0	0	2	-10
1	Tolu Smith III		19:34	4-6	0-0	5-5	1	3	4	5	4	13	0	3	1	1	1	-3
5	Shawn Jones, Jr.		14:15	0-1	0-0	0-0	1	0	1	1	0	0	1	1	1	1	1	-3
13	Josh Hubbard		23:23	5-11	2-7	1-1	1	3	4	2	1	13	0	1	0	0	0	-1
11	Trey Fort		02:25	0-0	0-0	0-0	0	0	0	0	0	0	0	0	0	0	0	0
12	KeShawn Murphy		05:19	2-2	0-0	0-0	0	0	0	0	0	4	0	0	0	0	0	-6
Team							2	0	2			0		0				
Totals				25-52	3-13	9-14	8	18	26	23	15	62	9	13	10	4	5	-6

Technical Fouls: NONE

Shooting By Period		
1st FG%	13-26	50.0%
3PT%	1-5	20.0%
FT%	1-3	33.3%
2nd FG%	12-26	46.2%
3PT%	2-8	25.0%
FT%	8-11	72.7%
GM FG%	25-52	48.1%
3PT%	3-13	23.1%
FT%	9-14	64.3%

Dead Ball Rebounds: 2, 2

South Carolina - 68 Record: 13-1 (1-0)

NO.	Name		Min	FG M-A	3P M-A	FT M-A	Rebounds OR	DR	TOT	Fouls PF	FD	TP	AS	TO	ST	Blocks BS	BA	+/-
2	B.J. Mack	F	30:01	1-9	0-3	3-6	2	4	6	3	5	5	0	0	1	2	1	10
4	Stephen Clark	F	12:56	0-0	0-0	0-0	1	0	1	1	0	0	0	3	0	0	0	-3
10	Myles Stute	F	28:45	6-11	3-5	0-0	1	5	6	1	3	15	0	2	0	1	1	-8
5	Meechie Johnson	G	32:25	6-12	3-7	9-11	1	5	6	1	5	24	2	2	1	0	1	5
55	Ta'lon Cooper	G	33:17	1-6	0-2	2-4	0	3	3	0	6	4	7	1	0	1	0	3
30	Collin Murray-Boyles		16:43	3-4	0-0	2-3	2	0	2	4	2	8	1	2	1	0	1	10
33	Josh Gray		05:43	0-0	0-0	0-0	0	0	0	3	0	0	0	0	0	1	0	-5
12	Zachary Davis		24:57	3-4	1-2	2-2	3	1	4	2	1	9	1	2	0	0	0	9
1	Jacobi Wright		11:12	1-4	1-2	0-0	0	1	1	0	0	3	1	0	0	0	0	3
15	Morris Ugusuk		04:01	0-2	0-2	0-0	0	0	0	0	1	0	0	0	0	0	0	6
Team							5	1	6			0		2				
Totals				21-52	8-23	18-26	15	20	35	15	23	68	12	14	3	5	4	6

Technical Fouls: NONE

Shooting By Period		
1st FG%	9-23	39.1%
3PT%	5-14	35.7%
FT%	7-8	87.5%
2nd FG%	12-29	41.4%
3PT%	3-9	33.3%
FT%	11-18	61.1%
GM FG%	21-52	40.4%
3PT%	8-23	34.8%
FT%	18-26	69.2%

Dead Ball Rebounds: 4, 2

	MSU	USC
Biggest lead	8 (1st 13:31)	9 (2nd 9:22)
Best Scoring Run	5 (1st 13:31)	9 (2nd 9:22)
Lead Changes	3	
Times Tied	2	
Time with Lead	16:41	20:15

Points from	MSU	USC
Turnovers	11	12
Paint	34	24
Second Chance	6	16
Fast Breaks	3	6
Bench	30	20

Period by Period Scoring	1st	2nd	TOT
MSU	28	34	62
USC	30	38	68

GAMECOCK. MEN'S BASKETBALL

GAME 15

Official Basketball Box Score - Final
South Carolina at Alabama
01/09/24 Coleman Coliseum, Tuscaloosa
2023-24 Men's Basketball

Game Time: 6:00 PM
Game Duration: 1:49
Attendance: 10,208
Officials: K.B. Burdett Jr., Brian Dorsey, Wil Howard

South Carolina - 47 Record: 13-2 (1-1)

NO.	Name		Min	FG M-A	3P M-A	FT M-A	Rebounds OR	DR	TOT	Fouls PF	FD	TP	AS	TO	ST	Blocks BS	BA	+/-
2	B.J. Mack	F	26:31	2-10	1-4	2-2	2	4	6	1	2	7	1	4	1	0	1	-15
4	Stephen Clark	F	08:50	0-2	0-1	0-0	1	0	1	1	0	0	0	1	0	0	1	-1
10	Myles Stute	F	29:03	0-3	0-3	0-0	2	1	3	1	2	0	2	2	2	0	0	-17
5	Meechie Johnson	G	27:51	6-18	2-9	2-2	0	4	4	1	2	16	2	4	2	0	1	-8
55	Ta'lon Cooper	G	31:54	4-8	2-5	0-0	3	1	4	1	0	10	1	1	1	3	0	-17
30	Collin Murray-Boyles		20:49	2-5	0-1	0-0	1	4	5	3	3	4	1	3	0	0	0	-17
31	Benjamin Bosmans-Verdonk		06:11	0-1	0-0	0-0	2	1	3	2	0	0	0	1	0	0	0	-2
1	Jacobi Wright		20:46	1-3	0-1	0-0	0	0	0	2	0	2	0	2	0	0	1	-18
15	Morris Ugusuk		07:22	0-0	0-0	2-2	0	1	1	0	1	2	1	0	0	1	0	-11
12	Zachary Davis		16:42	1-4	0-1	2-2	1	1	2	0	1	4	0	0	0	0	0	-21
33	Josh Gray		04:01	1-1	0-0	0-1	0	0	0	0	0	2	0	0	0	1	0	-8
Team							0	2	2			0		1				
Totals				17-55	5-25	8-9	12	19	31	13	11	47	8	17	8	2	4	-27

Technical Fouls: Johnson 2nd 8:09

Shooting By Period		
1st FG%	11-28	39.3%
3PT%	3-13	23.1%
FT%	4-4	100%
2nd FG%	6-27	22.2%
3PT%	2-12	16.7%
FT%	4-5	80%
GM FG%	17-55	30.9%
3PT%	5-25	20.0%
FT%	8-9	88.9%

Dead Ball Rebounds: 0, 0

Alabama - 74 Record: 10-5 (2-0)

NO.	Name		Min	FG M-A	3P M-A	FT M-A	Rebounds OR	DR	TOT	Fouls PF	FD	TP	AS	TO	ST	Blocks BS	BA	+/-
2	Grant Nelson	F	24:21	0-3	0-2	0-0	0	3	3	2	0	0	2	1	1	1	0	11
23	Nick Pringle	F	28:51	1-2	0-0	1-2	0	4	4	3	3	3	2	2	1	2	0	22
1	Mark Sears	G	35:44	10-13	6-8	5-5	0	6	6	0	5	31	3	2	3	0	0	25
3	Rylan Griffen	G	27:09	2-6	1-5	0-0	0	3	3	1	1	5	3	3	2	0	0	22
55	Aaron Estrada	G	29:32	7-11	3-4	0-0	2	5	7	0	0	17	2	5	2	0	0	19
12	Latrell Wrightsell Jr.		18:25	1-5	1-5	0-0	0	0	0	2	1	3	1	0	0	0	0	7
24	Sam Walters		10:14	2-6	2-4	0-0	1	0	1	1	0	6	0	0	0	0	0	5
15	Jarin Stevenson		12:16	1-5	1-5	0-0	0	1	1	0	1	3	0	0	0	0	1	13
10	Mouhamed Dioubate		09:13	1-1	0-0	1-2	2	4	6	0	1	3	1	0	1	1	0	11
4	Davin Cosby Jr.		01:25	1-1	1-1	0-0	0	0	0	1	0	3	0	0	0	0	0	0
31	Max Scharnowski		01:25	0-0	0-0	0-0	0	0	0	2	0	0	0	1	0	0	0	0
32	Kal Spears		01:25	0-1	0-0	0-0	1	0	1	0	0	0	1	0	0	0	1	0
Team							3	1	4			0	1					
Totals				26-54	15-34	7-9	9	27	36	12	12	74	15	15	10	4	2	27

Technical Fouls: Scharnowski 2nd 8:09

Shooting By Period		
1st FG%	11-25	44.0%
3PT%	6-16	37.5%
FT%	2-2	100%
2nd FG%	15-29	51.7%
3PT%	9-18	50.0%
FT%	5-7	71.4%
GM FG%	26-54	48.1%
3PT%	15-34	44.1%
FT%	7-9	77.8%

Dead Ball Rebounds: 2, 0

	USC	BAMA
Biggest lead	7 (1st 17:13)	29 (2nd 0:49)
Best Scoring Run	10 (1st 17:13)	15 (2nd 14:17)
Lead Changes	6	
Times Tied	4	
Time with Lead	14:45	23:12

Points from	USC	BAMA
Turnovers	10	17
Paint	24	20
Second Chance	5	15
Fast Breaks	7	16
Bench	14	18

Period by Period Scoring	1st	2nd	TOT
USC	29	18	47
BAMA	30	44	74

LIVESTATS BY STATS SPORTS

71

69

GAME 16

Columbia, Mo.
Mizzou Arena
Jan. 13, 2024
Wright hits game-winner in OT ; Mack scores 21 to lead team

COLUMBIA, Mo. (AP) – South Carolina reserve Jacobi Wright scored 11 points and his fadeaway jumper over Missouri's 7-foot-5 Connor Vanover with 13 seconds left in overtime served as the game winner and the Gamecocks beat the Tigers 71-69 on Saturday.

B.J. Mack led South Carolina (14-2, 2-1 SEC) with 21 points, shooting 7 for 13 and making all six of his foul shots. Ta'Lon Cooper scored 11 and Myles Stute 10 for South Carolina.

Noah Carter led Missouri (8-8, 0-3) with 23 points, shooting 9 for 20 overall but just 2 for 10 from 3-point range. Carter's final miss from 3 was an off-balance, contested shot as time expired to end the game.

Sean East II added 15 points for Missouri and Tamar Bates scored 12. Missouri never trailed in the second half until overtime.

Wright made two foul shots with 2:58 left in overtime to give South Carolina a 64-62 lead, the Gamecocks' first since Cooper's dunk for a 32-31 lead with 1:12 left before halftime. After Wright's foul shots, Cooper converted a three-point play to push the lead to 67-62.

After Carter and Mack traded layups to make it 69-64, Carter made a pair of foul shots with 1:22 left and made a 3 to tie it at 69 with 36 seconds to go before Wright's game winner.

Cooper's 3-pointer with 25 seconds left in regulation knotted it at 62. Missouri called timeout with 19 seconds remaining to set a play. East dribbled for a final shot before Cooper fouled him with 7.4 seconds for just the Gamecocks' sixth foul of the half. Off the dead ball, East missed a tough jumper at the buzzer that Cooper almost blocked.

South Carolina survived 16 turnovers, one off its season-high 17.

GAME 16

Official Basketball Box Score - Final
South Carolina at Missouri
01/13/24 Mizzou Arena, Columbia
2023-24 Men's Basketball

Game Time: 2:33 PM
Game Duration: 2:22
Attendance: 11,135
Officials: Terry Oglesby, Vladimir Voyard-Tadal, Owen Short

South Carolina - 71 Record: 14-2 (2-1)

NO.	Name		Min	FG M-A	3P M-A	FT M-A	Rebounds OR	DR	TOT	Fouls PF	FD	TP	AS	TO	ST	Blocks BS	BA	+/-
2	B.J. Mack	F	26:41	7-13	1-5	6-6	2	2	4	0	4	21	2	2	0	0	0	8
10	Myles Stute	F	29:47	3-7	2-5	2-3	0	4	4	2	2	10	0	3	1	0	0	-5
30	Collin Murray-Boyles	F	25:36	3-6	0-1	0-0	2	4	6	3	2	6	3	0	0	0	1	1
5	Meechie Johnson	G	28:20	2-6	1-4	0-0	0	4	4	2	1	5	3	5	1	0	0	-2
55	Ta'lon Cooper	G	40:05	4-11	2-5	1-1	3	5	8	1	2	11	3	2	0	0	1	1
1	Jacobi Wright		29:26	3-8	1-2	4-4	0	3	3	3	2	11	0	1	0	0	0	4
12	Zachary Davis		24:24	1-4	0-2	0-0	3	4	7	2	1	2	0	1	0	0	0	9
31	Benjamin Bosmans-Verdonk		02:51	0-1	0-0	0-0	0	0	0	1	0	0	0	0	0	0	0	-2
4	Stephen Clark		08:52	1-1	0-0	1-2	2	0	2	1	1	3	0	0	0	0	0	-5
33	Josh Gray		08:58	0-2	0-0	2-2	0	1	1	2	1	2	1	2	0	0	1	1
Team							3	1	4			8		0	2			
Totals				24-59	7-24	16-18	15	28	43	17	16	71	12	16	2	0	3	2

Technical Fouls: NONE

Shooting By Period		
1st FG%	13-32	40.6%
3PT%	2-10	20.0%
FT%	4-4	100%
2nd FG%	8-20	40.0%
3PT%	5-13	38.5%
FT%	9-11	81.8%
OT FG%	3-7	42.9%
3PT%	0-1	0.0%
FT%	3-3	100%
GM FG%	24-59	40.7%
3PT%	7-24	29.2%
FT%	16-18	88.9%

Dead Ball Rebounds: 1, 0

Missouri - 69 Record: 8-8 (0-3)

NO.	Name		Min	FG M-A	3P M-A	FT M-A	Rebounds OR	DR	TOT	Fouls PF	FD	TP	AS	TO	ST	Blocks BS	BA	+/-
23	Aidan Shaw	F	13:37	0-1	0-0	0-0	3	1	4	1	0	0	2	0	0	0	0	-7
35	Noah Carter	F	41:19	9-20	2-10	3-5	0	5	5	2	4	23	1	0	1	0	0	0
2	Tamar Bates	G	30:33	5-9	0-1	2-2	2	0	2	4	2	12	1	0	1	0	0	-2
10	Nick Honor	G	37:37	2-7	0-2	1-2	0	1	1	0	2	5	2	1	3	0	0	0
55	Sean East II	G	40:56	5-14	1-4	4-5	0	8	8	3	5	15	2	5	1	1	0	-1
13	Jesus Carralero Martin		25:03	2-6	0-2	2-2	2	3	5	5	1	6	4	0	4	0	0	3
14	Anthony Robinson II		09:57	1-2	1-2	0-2	1	0	1	1	2	3	0	1	0	0	0	0
75	Connor Vanover		13:48	2-2	1-1	0-0	0	1	1	0	0	5	0	0	0	2	0	-1
5	John Tonje		12:11	0-1	0-0	0-0	1	0	1	0	0	0	1	0	1	0	0	-2
Team							2	2	4			0			0			
Totals				26-62	5-22	12-18	11	21	32	16	17	69	13	7	11	3	0	-2

Technical Fouls: NONE

Shooting By Period		
1st FG%	13-30	43.3%
3PT%	1-12	8.3%
FT%	6-8	75%
2nd FG%	11-25	44.0%
3PT%	3-7	42.9%
FT%	4-6	66.7%
OT FG%	2-7	28.6%
3PT%	1-3	33.3%
FT%	2-4	50%
GM FG%	26-62	41.9%
3PT%	5-22	22.7%
FT%	12-18	66.7%

Dead Ball Rebounds: 3, 0

	SCAR	MIZ
Biggest lead	7 (1st 17:58)	6 (1st 3:17)
Best Scoring Run	8 (1st OT 2:24)	6 (1st 13:07)
Lead Changes	6	
Times Tied	9	
Time with Lead	11:54	24:24

Points from	SCAR	MIZ
Turnovers	4	15
Paint	32	36
Second Chance	16	15
Fast Breaks	2	3
Bench	18	14

Period by Period Scoring	1st	2nd	OT1	TOT
SCAR	32	30	9	71
MIZ	33	29	7	69

LIVESTATS BY GAMECOCK SPORTS

69

74

GAME 17

Columbia, S.C.
Colonial Life Arena
Jan. 16, 2024
Gamecocks go cold at FT line and from behind the arc

COLUMBIA, S.C. (AP) – Silas Demary Jr. scored 15 points, Justin Hill scored all nine of his points in the second half and Georgia beat South Carolina 74-69 on Tuesday night.

Hill missed a contested layup with 1:03 remaining and it went out of bounds. The call was overturned after a video review, giving the ball back to Georgia. Hill used a crossover dribble to create separation and he sank a jumper from the free-throw line for a 70-64 lead.

Meechie Johnson answered at the other end with a long 3-pointer from the wing to make it 70-67 with 33.1 left. RJ Melendez sealed it by making two free throws with 17 seconds left for his first points of the second half.

Melendez finished with 12 points for Georgia (13-4, 3-1 SEC). Jabri Abdur-Rahim added 11 points.

Johnson led South Carolina (14-3, 3-1) with 19 points and B.J. Mack added 16. South Carolina was undone by going 17 of 32 from the free-throw line.

Johnson made a 3-pointer with 4:50 remaining in the first half to give him 12 of South Carolina's opening 27 points. The Gamecocks led 34-33 at halftime.

South Carolina took a 48-39 lead with 14:05 remaining in the second half. But the Gamecocks didn't make another field goal until Johnson's 3-pointer with 4:57 remaining to get within 58-56.

Georgia took its first lead of the second half — 51-50 with 9:14 remaining — during South Carolina's field-goal drought of over nine minutes.

GAME 17

Official Basketball Box Score - Final
Georgia at South Carolina
01/16/24 Colonial Life Arena, Columbia
2023-24 South Carolina Men's Basketball

Game Time: 10:00 PM
Game Duration: 2:33
Attendance: 12,404
Officials: Pat Adams, Todd Austin, John Geffney

Georgia - 74 Record: 13-4 (3-1)

NO.	Name		Min	FG M-A	3P M-A	FT M-A	Rebounds OR	DR	TOT	Fouls PF	FD	TP	AS	TO	ST	Blocks BS	BA	+/-
10	RJ Sunahara	F	09:42	0-1	0-0	0-0	0	0	0	1	1	0	0	0	0	0	0	-11
54	Russel Tchewa	C	19:26	4-7	0-0	1-2	2	0	2	2	5	9	0	1	0	2	2	-12
1	Jabri Abdur-Rahim	G	30:04	3-11	1-5	4-5	3	5	8	3	3	11	0	1	0	1	1	1
3	Noah Thomasson	G	22:42	2-7	0-1	3-3	0	0	0	1	1	7	0	1	0	0	2	-4
4	Silas Demary Jr.	G	30:45	3-5	0-0	9-12	1	6	7	1	7	15	1	1	2	2	0	5
15	RJ Melendez		16:01	4-7	2-4	2-2	1	1	2	2	1	12	0	2	0	0	0	3
11	Justin Hill		28:14	3-12	0-1	3-4	0	1	1	2	4	9	5	1	1	0	2	10
0	Blue Cain		22:57	2-6	0-2	2-2	0	5	5	2	1	6	1	0	2	0	1	18
23	Jalen DeLoach		06:15	0-2	0-0	0-0	2	1	3	3	0	0	1	0	0	0	0	5
5	Frank Anselem-Ibe		13:54	2-3	0-0	1-2	1	4	5	3	1	5	0	0	0	2	0	10
Team							8	4	12			0		1				
Totals				23-61	3-13	25-32	18	27	45	20	24	74	8	8	5	7	8	5

Technical Fouls: NONE

Shooting By Period		
1st FG%	13-34	38.2%
3PT%	2-9	22.2%
FT%	5-8	62.5%
2nd FG%	10-27	37.0%
3PT%	1-4	25.0%
FT%	20-24	83.3%
GM FG%	23-61	37.7%
3PT%	3-13	23.1%
FT%	25-32	78.1%

Dead Ball Rebounds: 6, 1

South Carolina - 69 Record: 14-3 (2-2)

NO.	Name		Min	FG M-A	3P M-A	FT M-A	Rebounds OR	DR	TOT	Fouls PF	FD	TP	AS	TO	ST	Blocks BS	BA	+/-
2	B.J. Mack	F	27:35	5-13	1-6	5-6	3	2	5	3	3	16	0	1	0	1	1	-11
10	Myles Stute	F	19:59	2-6	1-3	0-0	1	0	1	3	3	5	1	1	0	0	1	9
30	Collin Murray-Boyles	F	22:09	2-3	0-0	4-10	2	4	6	3	6	8	2	2	0	4	0	-4
5	Meechie Johnson	G	31:28	6-11	4-7	3-4	0	4	4	5	1	19	1	1	1	0	2	-6
55	Ta'lon Cooper	G	37:14	3-7	0-2	2-2	2	4	6	3	1	8	3	1	1	1	0	-5
12	Zachary Davis		23:16	0-5	0-3	1-2	1	2	3	3	1	1	3	0	0	0	1	-3
1	Jacobi Wright		27:28	3-8	0-4	1-2	0	1	1	2	1	7	0	2	0	0	0	-12
33	Josh Gray		04:03	1-2	0-0	0-5	2	1	3	0	3	2	0	1	0	2	1	4
15	Morris Ugusuk		03:21	0-1	0-1	0-0	0	0	0	0	0	0	0	0	0	0	0	-3
31	Benjamin Bosmans-Verdonk		03:19	1-2	0-0	1-1	0	0	0	2	1	3	2	0	0	0	1	6
4	Stephen Clark		00:08	0-0	0-0	0-0	0	1	1	0	0	0	0	0	0	0	0	0
Team							4	2	6			0		0				
Totals				23-58	6-26	17-32	15	21	36	24	20	69	12	9	2	8	7	-5

Technical Fouls: NONE

Shooting By Period		
1st FG%	12-26	46.2%
3PT%	3-13	23.1%
FT%	7-11	63.6%
2nd FG%	11-32	34.4%
3PT%	3-13	23.1%
FT%	10-21	47.6%
GM FG%	23-58	39.7%
3PT%	6-26	23.1%
FT%	17-32	53.1%

Dead Ball Rebounds: 7, 0

	UGA	USC
Biggest lead	7 (2nd 6:37)	9 (2nd 14:05)
Best Scoring Run	10 (1st 2:57)	8 (2nd 17:01)
Lead Changes	9	
Times Tied	6	
Time with Lead	17:07	19:18

Points from	UGA	USC
Turnovers	8	9
Paint	30	32
Second Chance	17	17
Fast Breaks	10	6
Bench	32	13

Period by Period Scoring	1st	2nd	TOT
UGA	33	41	74
USC	34	35	69

GAMECOCK MEN'S BASKETBALL

77

64

GAME 18

Fayetteville, Ark.
Bud Walton Arena
Jan. 20, 2024
Mack leads team with 19 points and nine rebounds

FAYETTEVILLE, Ark. (AP) – B.J. Mack had 18 points, nine rebounds and three assists to lead South Carolina to a 77-64 victory over Arkansas on Saturday.

Zachary Davis had 12 points, Ta'lon Cooper 11, and Collin Murray-Boyles 11 for the Gamecocks (15-3, 3-2 SEC), who led all the way.

Tramon Mark led Arkansas (10-8, 1-4) with 18 points.

After a dunk by Davis gave South Carolina a 49-36 lead six minutes into the second half, Mark hit back-to-back 3-pointers to get the Razorbacks within 49-42. Cooper then hit a 3-pointer to start a 13-1 run by the Gamecocks and they led by double digits for the remainder.

Mack made three 3-pointers and Collin Murray-Boyles added a dunk in a stretch where South Carolina turned a four-point lead into a 29-19 advantage near the six-minute mark of the first half. Mack scored 12 points in the first half and the Gamecocks led 39-27 at the break.

South Carolina finished the game at 53% from the field with 9 of 18 3-pointers and 12 of 17 free throws.

The Razorbacks shot 37% and made only 5 of 18 3-pointers. They were 13 for 16 from the line and had only five turnovers.

GAME 18

Official Basketball Box Score - Final
South Carolina at Arkansas
01/20/24 Bud Walton Arena, Fayetteville, Ark.
2023-24 Men's Basketball

Game Time: 12:00 PM
Game Duration: 1:54
Attendance: 19,200
Officials: Don Daily, Mike Nance, Lucas Santos

South Carolina - 77 Record: 15-3 (3-2)

NO.	Name		Min	FG M-A	3P M-A	FT M-A	Rebounds OR	DR	TOT	Fouls PF	FD	TP	AS	TO	ST	Blocks BS	BA	+/-
2	B.J. Mack	F	24:20	6-10	3-4	3-5	1	8	9	1	6	18	3	0	0	0	2	8
30	Collin Murray-Boyles	F	22:48	4-9	0-0	3-3	2	2	4	1	3	11	2	1	0	1	1	16
5	Meechie Johnson	G	32:17	2-7	2-3	2-3	0	7	7	1	3	8	2	2	0	0	0	11
12	Zachary Davis	G	25:50	5-8	0-1	2-2	1	3	4	4	1	12	0	1	0	0	0	5
55	Ta'lon Cooper	G	36:30	4-5	3-3	0-0	0	4	4	1	1	11	5	1	0	0	0	14
1	Jacobi Wright		26:18	2-7	1-5	0-0	0	0	0	3	0	5	5	0	0	0	0	-1
33	Josh Gray		09:20	3-4	0-0	0-0	1	3	4	1	0	6	2	2	1	0	0	4
4	Stephen Clark		13:15	0-0	0-0	1-2	2	2	4	3	2	1	1	1	0	0	0	0
15	Morris Ugusuk		09:22	2-4	0-2	1-2	0	0	0	1	1	5	0	1	0	1	0	8
Team							1	2	3			0		1				
Totals				28-54	9-18	12-17	8	31	39	16	17	77	20	10	1	1	3	13

Technical Fouls: NONE

Shooting By Period		
1st FG%	12-28	42.9%
3PT%	5-12	41.7%
FT%	10-13	76.9%
2nd FG%	16-26	61.5%
3PT%	4-6	66.7%
FT%	2-4	50%
GM FG%	28-54	51.9%
3PT%	9-18	50.0%
FT%	12-17	70.6%

Dead Ball Rebounds: 3, 1

Arkansas - 64 Record: 10-8 (1-4)

NO.	Name		Min	FG M-A	3P M-A	FT M-A	Rebounds OR	DR	TOT	Fouls PF	FD	TP	AS	TO	ST	Blocks BS	BA	+/-
2	Trevon Brazile	F	24:45	1-3	0-1	1-2	0	6	6	1	1	3	0	0	1	1	0	-16
8	Chandler Lawson	F	25:04	2-6	0-1	0-0	1	6	7	3	1	4	1	0	0	1	0	-2
3	El Ellis	G	23:13	3-9	1-2	2-2	1	1	2	2	2	9	2	1	0	0	0	-10
4	Davonte Davis	G	34:39	3-13	0-4	2-2	0	3	3	1	3	8	1	0	1	0	1	-8
12	Tramon Mark	G	32:24	6-13	2-3	4-4	0	2	2	2	4	18	1	1	1	0	0	-11
11	Jalen Graham		06:18	1-1	0-0	1-2	0	0	0	2	1	3	1	1	0	1	0	-5
24	Jeremiah Davenport		20:43	2-6	1-4	3-4	1	0	1	3	8	8	1	1	0	0	0	-4
6	Layden Blocker		17:16	0-2	0-0	0-0	1	0	1	0	1	0	1	0	1	0	0	-4
0	Khalif Battle		04:56	1-3	1-2	0-0	0	0	0	0	0	3	0	0	0	0	0	-2
15	Makhi Mitchell		04:54	2-3	0-0	0-0	0	1	1	3	0	4	1	1	0	0	0	2
1	Keyon Menifield Jr.		01:56	1-2	0-1	0-0	0	0	0	0	0	2	0	0	0	0	0	-1
7	Denijay Harris		01:27	0-0	0-0	0-0	0	0	0	0	0	0	0	0	0	0	0	-1
5	Joseph Pinion		02:25	1-1	0-0	0-0	1	0	1	0	0	2	0	0	0	0	0	2
Team							3	0	3			0		0				
Totals				23-62	5-18	13-16	8	19	27	17	16	64	9	5	4	3	1	-13

Technical Fouls: NONE

Shooting By Period		
1st FG%	11-31	35.5%
3PT%	2-8	25.0%
FT%	3-4	75%
2nd FG%	12-31	38.7%
3PT%	3-10	30.0%
FT%	10-12	83.3%
GM FG%	23-62	37.1%
3PT%	5-18	27.8%
FT%	13-16	81.3%

Dead Ball Rebounds: 1, 1

	USC	ARK
Biggest lead	19 (2nd 10:03)	0 (1st 20:00)
Best Scoring Run	8 (2nd 10:03)	6 (2nd 12:54)
Lead Changes	0	
Times Tied	0	
Time with Lead	39:19	00:00

Points from	USC	ARK
Turnovers	4	8
Paint	38	32
Second Chance	5	14
Fast Breaks	7	8
Bench	17	22

Period by Period Scoring	1st	2nd	TOT
USC	39	38	77
ARK	27	37	64

LIVESTATS BY GAMECOCK SPORTS

79
62

GAME 19

Columbia, S.C.
Colonial Life Arena
Jan. 23, 2024
Cooper matches career high with 20 points in rout of Wildcats

COLUMBIA, S.C. (AP) — Ta'Lon Cooper scored 20 points and Jacobi Wright had 14 with four 3-pointers as South Carolina pulled away in the second half and beat No. 6 Kentucky 79-62 on Tuesday night.

The Gamecocks (16-3, 4-2 Southeastern Conference) beat their highest-ranked opponent at home since taking down No. 1 Kentucky 68-62 14 years ago. In that game, South Carolina overcame future NBA All-Stars John Wall and DeMarcus Cousins for the victory.

In this one, they held the nation's top scoring team that averaged more than 91 points to its lowest output of the season.

Fans easily burst through the thin yellow ropes to rush the court and celebrate the latest high point in surprising season. It should cost South Carolina a $100,000 fine from the SEC under league policy, but no one was concerned about that at the moment.

It's the third straight loss at South Carolina for the Wildcats (14-4, 4-2) and fourth in their last seven meetings in the series.

It sure didn't look like the Wildcats would struggle in this one. Kentucky hit five straight shots on the way to a 21-16 lead midway through the opening period.

But South Carolina and its SEC-leading defense kicked in after that to close the period on a 17-4 run.

The Wildcats missed nine of their final 10 shots of the period and were held to their lowest scoring half of the season.

Antonio Reeves, Kentucky's leading scorer at 19.6 points a game, shook off a 1-for-7 shooting first half with seven points early after halftime and the Wildcats were within 40-38 with 15:04 to play.

But the Gamecocks took off again on a 22-6 run to open an 18-point lead with less than eight minutes left.

Kentucky could not get within single digits the rest of the way.

The sold-out crowd — Colonial Life Arena seats 18,000 — was encouraged to wear black. The fans, including football coach Shane Beamer, yelled and screamed as time ticked down on the victory.

GAME 19

Official Basketball Box Score - Final
Kentucky at South Carolina
01/23/24 Colonial Life Arena, Columbia
2023-24 South Carolina Men's Basketball

Game Time: 7:00 PM
Game Duration: 1:57
Attendance: 18,000

Officials: K.B. Burdett Jr., Byron Jarrett, Ron Grover

Kentucky - 62 Record: 14-4 (4-2)

NO.	Name		Min	FG M-A	3P M-A	FT M-A	Rebounds OR	DR	TOT	Fouls PF	FD	TP	AS	TO	ST	Blocks BS	BA	+/-
2	Aaron Bradshaw	F	21:32	2-3	0-1	0-0	3	5	8	3	1	4	0	0	0	1	0	4
4	Tre Mitchell	F	34:01	5-8	1-1	2-2	2	3	5	3	3	13	2	2	0	2	0	-22
1	Justin Edwards	G	23:01	0-1	0-0	2-2	0	2	2	2	1	2	0	1	0	0	0	-5
12	Antonio Reeves	G	30:20	6-18	1-3	2-2	0	4	4	2	5	15	0	1	0	1	3	-18
21	D.J. Wagner	G	30:13	2-10	0-1	0-0	0	0	0	1	0	4	3	1	3	0	3	-9
0	Rob Dillingham		26:18	7-14	1-4	1-1	0	2	2	2	2	16	2	1	1	0	0	-10
15	Reed Sheppard		14:21	1-4	1-2	0-0	0	3	3	0	0	3	0	2	1	0	0	-11
44	Zvonimir Ivisic		10:01	1-3	0-1	1-2	2	0	2	3	2	3	0	1	0	2	0	-13
33	Ugonna Onyenso		10:13	1-1	0-0	0-0	0	1	1	1	0	2	0	0	0	0	0	-1
Team							5	1	6			0						
Totals				25-62	4-13	8-9	12	21	33	17	14	62	7	9	5	6	6	-17

Shooting By Period		
1st FG%	11-32	34.4%
3PT%	2-10	20.0%
FT%	1-2	50%
2nd FG%	14-30	46.7%
3PT%	2-3	66.7%
FT%	7-7	100%
GM FG%	25-62	40.3%
3PT%	4-13	30.8%
FT%	8-9	88.9%

Dead Ball Rebounds: 0, 0

Technical Fouls: NONE

South Carolina - 79 Record: 16-3 (4-2)

NO.	Name		Min	FG M-A	3P M-A	FT M-A	Rebounds OR	DR	TOT	Fouls PF	FD	TP	AS	TO	ST	Blocks BS	BA	+/-
2	B.J. Mack	F	28:29	3-13	2-5	0-0	0	6	6	2	3	8	1	1	0	0	2	8
30	Collin Murray-Boyles	F	29:27	2-5	0-1	2-2	4	5	9	2	1	6	5	2	2	3	0	21
5	Meechie Johnson	G	29:37	5-10	2-5	2-2	1	2	3	3	3	14	4	1	0	1	2	9
12	Zachary Davis	G	24:21	2-4	1-2	0-0	1	2	3	1	1	5	3	3	2	0	0	12
55	Ta'lon Cooper	G	36:31	8-11	2-4	2-2	3	2	5	1	2	20	5	0	0	2	0	12
33	Josh Gray		11:14	4-6	0-0	1-1	1	5	6	2	2	9	0	0	0	0	1	13
1	Jacobi Wright		27:16	4-8	4-6	2-4	0	2	2	1	2	14	1	0	1	0	1	16
4	Stephen Clark		08:11	1-2	0-0	1-3	0	0	0	2	3	3	1	0	0	0	0	-9
15	Morris Ugusuk		04:54	0-1	0-1	0-0	0	0	0	0	1	0	0	0	0	0	0	3
Team							2	0	2			0		2				
Totals				29-60	11-24	10-14	12	24	36	14	17	79	20	9	5	6	6	17

Shooting By Period		
1st FG%	13-31	41.9%
3PT%	6-13	46.2%
FT%	1-3	33.3%
2nd FG%	16-29	55.2%
3PT%	5-11	45.5%
FT%	9-11	81.8%
GM FG%	29-60	48.3%
3PT%	11-24	45.8%
FT%	10-14	71.4%

Dead Ball Rebounds: 2, 2

Technical Fouls: NONE

	KEN	USC
Biggest lead	5 (1st 9:42)	20 (2nd 6:12)
Best Scoring Run	6 (1st 9:42)	8 (2nd 11:32)
Lead Changes	5	
Times Tied	2	
Time with Lead	07:09	29:25

Points from	KEN	USC
Turnovers	10	12
Paint	26	26
Second Chance	12	9
Fast Breaks	7	5
Bench	24	26

Period by Period Scoring	1st	2nd	TOT
KEN	25	37	62
USC	33	46	79

GAMECOCK. MEN'S BASKETBALL

72
64

GAME 20

Columbia, S.C.
Colonial Life Arena
Jan. 27, 2024
Mack leads way with 21, scoring 15 in first half

COLUMBIA, S.C. (AP) — B.J. Mack scored 21 points to help South Carolina hold off a Missouri team and earn a 72-64 win Saturday to sweep the regular season series.

South Carolina came into the game on a high after beating No. 6 Kentucky, 79-62 on Tuesday. Mack led South Carolina with 21 points in its 71-69 overtime win over the Tigers January 13.

Mack scored 15 of his points in the first half as the Gamecocks built a 10-point lead, 39-29, at the break. South Carolina forced 12 Missouri turnovers in the first half, turning them into 10 points, but managed just five points off a dozen second-half Missouri turnovers.

Missouri grabbed the lead three minutes into the second half on a layup by Tamar Bates, but Mack answered with a three-point play and the Gamecocks did not trail again. The Tigers tied the game twice, but South Carolina answered each threat. Josh Gray hit the first of two free throws and Jacobi Wright and Ta'Lon Cooper each buried a 3-pointer to make it 53-46. Bates dunked and followed it with a layup with 2:28 left to make it 67-62. but the Tigers were able to add only a layup by East in the final minute.

Meechie Johnson, who averages 43.4% from the field and just under 17 points per game, did not score for the Gamecocks, going 0-for-9 from the field and 0-7 from 3-point range.

Mack hit 6-of-11 shots from the field, including 2-of-5 from distance, and hit 7-of-11 from the free throw line to lead South Carolina (17-3, 5-2 Southeastern Conference). Cooper added 12 points, Wright chipped in 10 and Morris Ugusuk was a perfect 3-for-3 off the bench, hitting two 3-pointers and knocking down both free throw attempts to add 10 points off the bench.

East finished with 21 points and seven assists to lead Missouri (8-12, 0-7). Bates contributed 16 points and seven rebounds.

GAME 20

Official Basketball Box Score - Final
Missouri at South Carolina
01/27/24 Colonial Life Arena, Columbia
2023-24 South Carolina Men's Basketball

Game Time: 1:00 PM
Game Duration: 2:00
Attendance: 13,553

Officials: Todd Austin, Anthony Jordan, Jeb Hartness

Missouri - 64 Record: 8-12 (0-7)

NO.	Name		Min	FG M-A	3P M-A	FT M-A	Rebounds OR	DR	TOT	Fouls PF	FD	TP	AS	TO	ST	Blocks BS	BA	+/-
0	Jordan Butler	F	13:06	1-1	0-0	0-0	0	2	2	5	0	2	0	1	0	2	0	0
13	Jesus Carralero Martin	F	09:21	1-4	0-1	0-0	0	1	1	0	0	2	0	1	1	0	0	-6
2	Tamar Bates	G	34:25	8-14	0-0	0-0	2	5	7	2	3	16	1	1	0	1	2	-1
10	Nick Honor	G	34:35	3-6	2-3	0-0	0	1	1	2	2	8	0	2	1	0	0	-5
55	Sean East II	G	38:38	7-11	0-2	7-7	0	3	3	2	5	21	7	1	2	0	0	-8
23	Aidan Shaw		08:59	1-1	0-0	1-2	1	2	3	2	1	3	0	2	0	1	0	-8
4	Curt Lewis		15:14	0-1	0-1	0-0	0	2	2	0	1	0	0	0	1	0	0	-11
35	Noah Carter		27:24	3-10	0-1	1-2	0	2	2	4	2	7	1	1	0	0	2	-1
75	Connor Vanover		18:19	0-3	0-0	5-6	2	5	7	1	3	5	1	1	0	0	0	0
Team							0	1	1			0		2				
Totals				24-51	2-8	14-17	5	24	29	18	17	64	10	12	5	4	4	-8

Shooting By Period		
1st FG%	12-24	50.0%
3PT%	1-3	33.3%
FT%	4-7	57.1%
2nd FG%	12-27	44.4%
3PT%	1-5	20.0%
FT%	10-10	100%
GM FG%	24-51	47.1%
3PT%	2-8	25.0%
FT%	14-17	82.4%

Dead Ball Rebounds: 3, 1

Technical Fouls: NONE

South Carolina - 72 Record: 17-3 (5-2)

NO.	Name		Min	FG M-A	3P M-A	FT M-A	Rebounds OR	DR	TOT	Fouls PF	FD	TP	AS	TO	ST	Blocks BS	BA	+/-
2	B.J. Mack	F	25:49	6-11	2-5	7-11	2	3	5	2	8	21	1	2	0	1	0	-5
30	Collin Murray-Boyles	F	30:49	3-9	0-0	1-3	1	7	8	1	3	7	2	2	4	2	0	2
5	Meechie Johnson	G	24:12	0-9	0-7	0-0	0	1	1	2	2	0	3	0	1	0	2	8
12	Zachary Davis	G	26:22	2-6	2-4	0-0	0	0	0	3	0	6	2	1	0	0	1	-7
55	Ta'lon Cooper	G	36:15	4-5	2-3	2-2	0	3	3	3	1	12	4	3	1	0	0	3
4	Stephen Clark		06:33	0-0	0-0	0-0	0	1	1	1	0	0	1	0	1	0	0	8
33	Josh Gray		13:10	2-4	0-0	1-2	1	2	3	3	1	5	0	1	0	1	1	13
1	Jacobi Wright		25:39	3-5	2-4	3-4	0	4	4	2	2	11	3	0	1	0	0	12
15	Morris Ugusuk		11:12	3-3	2-2	2-2	0	1	1	0	1	10	0	0	0	0	0	6
Team							2	0	2			0		2				
Totals				23-52	10-25	16-24	6	22	28	17	18	72	16	11	8	4	4	8

Shooting By Period		
1st FG%	15-27	55.6%
3PT%	6-13	46.2%
FT%	3-4	75%
2nd FG%	8-25	32.0%
3PT%	4-12	33.3%
FT%	13-20	65%
GM FG%	23-52	44.2%
3PT%	10-25	40.0%
FT%	16-24	66.7%

Dead Ball Rebounds: 6, 0

Technical Fouls: NONE

	MIZ	USC
Biggest lead	4 (1st 18:31)	14 (1st 8:36)
Best Scoring Run	11 (2nd 16:51)	10 (1st 8:36)
Lead Changes	3	
Times Tied	2	
Time with Lead	03:06	35:12

Points from	MIZ	USC
Turnovers	12	15
Paint	40	20
Second Chance	4	6
Fast Breaks	18	3
Bench	15	26

Period by Period Scoring	1st	2nd	TOT
MIZ	29	35	64
USC	39	33	72

LIVESTATS BY GENIUS SPORTS

63
59

GAME 21

Knoxville, Tenn.
Thompson-Boling Arena
Jan. 30, 2024
Cooper scores 18 and Mack 16 in another top-10 win for SC

KNOXVILLE, Tenn. (AP) — Ta'Lon Cooper hit a critical 3-pointer with 40 seconds left and scored 18 points, and B.J. Mack added 16 points to lead South Carolina to a 63-59 victory over No. 5 Tennessee on Tuesday night.

Myles Stute scored 13 points for the Gamecocks (18-3, 6-2 Southeastern Conference), who have beaten the conference's two highest-ranked teams. They knocked off No. 10 Kentucky on Jan. 23.

Dalton Knecht scored 12 points in the final three minutes and finished with 31 points, and Santiago Vescovi added 10 points for the Volunteers (15-5, 5-2), who had won four straight games and 11 of their last 12 entering the game.

South Carolina led by three points with 30 seconds left when Stute hit two free throws. Knecht hit a 3-pointer with 5 seconds remaining that cut the Tennessee deficit to two points. Stute hit two more free throws with 4 seconds left to seal the win.

Tennessee shot 36% (21 for 58) from the field and 24% (5 for 21) from 3-point distance.

South Carolina handled Tennessee's aggressive defense in the first half and led 30-26 at the break.

Cooper had 10 points and Mack nine for the Gamecocks in the first half. Knecht had 13 points to pace Tennessee which shot 2 for 11 (18%) from long distance.

The Gamecocks had a 21-19 rebounding edge and limited Tennessee to 36% (12 for 33) shooting to build its lead in the first half.

GAME 21

Official Basketball Box Score - Final
South Carolina at Tennessee
01/30/24 Food City Center, Knoxville, Tennessee
2023-2024 Men's Basketball

Game Time: 6:31 PM
Game Duration: 2:00
Attendance: 20,667

Officials: Pat Adams, Olandis Poole, Tony Chiazza

South Carolina - 63 Record: 18-3 (6-2)

NO.	Name		Min	FG M-A	3P M-A	FT M-A	Rebounds OR	DR	TOT	Fouls PF	FD	TP	AS	TO	ST	Blocks BS	BA	+/-
2	B.J. Mack	F	26:22	4-15	1-8	7-8	1	4	5	3	6	16	1	2	0	0	1	-2
30	Collin Murray-Boyles	F	20:07	2-3	0-0	0-2	1	4	5	3	3	4	3	0	1	0	0	5
5	Meechie Johnson	G	29:52	1-8	1-5	0-0	0	6	6	4	1	3	6	0	2	0	0	3
12	Zachary Davis	G	19:17	0-5	0-4	0-0	1	1	2	2	0	0	2	3	0	0	0	5
55	Ta'lon Cooper	G	33:25	6-10	4-5	2-2	1	4	5	1	1	18	2	2	0	0	0	9
1	Jacobi Wright		26:53	1-4	1-2	0-0	1	2	3	3	1	3	1	0	0	0	0	-2
10	Myles Stute		20:12	3-4	3-3	4-4	1	2	3	0	3	13	0	2	2	0	0	-1
33	Josh Gray		13:38	2-4	0-0	2-2	2	5	7	2	1	6	0	1	0	0	1	6
15	Morris Ugusuk		10:14	0-3	0-2	0-0	1	3	4	0	0	0	0	0	0	0	0	-3
Team							0	0	0			0		0				
Totals				19-56	10-29	15-18	9	31	40	18	16	63	15	10	5	0	2	4

Shooting By Period		
1st FG%	11-30	36.7%
3PT%	4-13	30.8%
FT%	4-6	66.7%
2nd FG%	8-26	30.8%
3PT%	6-16	37.5%
FT%	11-12	91.7%
GM FG%	19-56	33.9%
3PT%	10-29	34.5%
FT%	15-18	83.3%

Dead Ball Rebounds: 3, 0

Technical Fouls: NONE

Tennessee - 59 Record: 15-5 (5-2)

NO.	Name		Min	FG M-A	3P M-A	FT M-A	Rebounds OR	DR	TOT	Fouls PF	FD	TP	AS	TO	ST	Blocks BS	BA	+/-
0	Jonas Aidoo	F	20:38	2-8	0-0	2-4	1	4	5	4	3	6	0	0	0	2	0	-2
3	Dalton Knecht	G	33:49	11-24	3-8	6-10	1	6	7	2	7	31	2	0	0	0	0	-4
5	Zakai Zeigler	G	32:44	0-6	0-4	2-4	0	1	1	0	2	2	3	2	0	0	3	3
25	Santiago Vescovi	G	25:58	4-7	2-4	0-0	1	2	3	2	2	10	1	1	2	0	0	-5
30	Josiah-Jordan James	G	29:54	1-3	0-2	0-0	1	6	7	4	1	2	3	2	2	0	0	-6
2	Jordan Gainey		22:28	0-3	0-3	0-0	0	2	2	0	0	0	1	1	1	0	0	0
11	Tobe Awaka		15:28	2-5	0-0	2-2	4	4	8	1	2	6	0	0	0	0	0	-9
15	Jahmai Mashack		15:16	0-0	0-0	0-0	0	1	1	2	1	0	0	0	0	0	0	-1
13	J.P. Estrella		03:45	1-2	0-0	0-0	0	2	2	1	0	2	1	0	0	0	0	4
Team							1	0	1			0		0				
Totals				21-58	5-21	12-20	9	28	37	16	18	59	11	6	5	2	0	-4

Shooting By Period		
1st FG%	12-33	36.4%
3PT%	2-11	18.2%
FT%	0-0	0%
2nd FG%	9-25	36.0%
3PT%	3-10	30.0%
FT%	12-20	60%
GM FG%	21-58	36.2%
3PT%	5-21	23.8%
FT%	12-20	60.0%

Dead Ball Rebounds: 5, 0

Technical Fouls: NONE

	SCAR	TENN
Biggest lead	9 (2nd 3:05)	4 (1st 8:53)
Best Scoring Run	7 (1st 17:55)	7 (1st 14:19)
Lead Changes	6	
Times Tied	5	
Time with Lead	30:25	05:14

Points from	SCAR	TENN
Turnovers	7	6
Paint	18	28
Second Chance	10	13
Fast Breaks	4	8
Bench	22	8

Period by Period Scoring	1st	2nd	TOT
SCAR	30	33	63
TENN	26	33	59

LIVESTATS BY GENIUS SPORTS

72
62

GAME 22

Athens, Ga.
Stegeman Coliseum
Feb. 3, 2024
Murray-Boyles (16) & Gray (15) combine for 31 in road win

ATHENS, Ga. (AP) – Collin Murray-Boyles scored 16 points, Josh Gray added 15 off the bench and South Carolina pulled away for a 72-62 win over Georgia on Saturday.

Murray-Boyles and Gray both were 7-of-9 shooting and the Gamecocks shot 52% (29 of 56), making it easy with assists on 25 baskets despite a soldout, hostile crowd at Stegeman Coliseum.

South Carolina has won five straight since a 74-69 home loss to the Bulldogs, including wins against then No. 6 Kentucky and No. 5 Tennessee.

Meechie Johnson had 11 points and Ta'lon Cooper 10 with eight assists for the Gamecocks (19-3, 7-2 Southeastern Conference).

Jabri Abdur-Rahim scored 20 points for the Bulldogs (14-8, 4-5). Blue Cain added 11 and Noah Thomasson 10.

After Murray-Boyles opened the game with a dunk, South Carolina didn't lead again until Zachary Davis had a pair of layups and Gray another to make it 49-47 with 14:02 to go.

Georgia got two quick baskets but then went 7:47 without a field goal. Gray had two baskets to start an 8-0 run and after Abdur-Rahim made two free throws Johnson drilled a 3-pointer for a 60-53 South Carolina lead with 6:30 to play.

Justin Hill ended the drought but BJ Mack started a 9-2 run with a 3-point play and the Gamecocks led 69-57 with 2:30 left.

Georgia had eight 3-pointers in the first half, seven in about eight minutes, and the Bulldogs took a 29-19 lead when RJ Melendez capped a fastbreak with a dunk. After making 7 of 10 behind the arc, Georgia went 2 of 18 the rest of the way.

Following the Melendez dunk the Gamecocks drained three-straight 3-pointers and added two more down the stretch and trailed 40-38 at the break.

Abdur-Rahim had 11 points for Georgia and Murray-Boyles had 10 for South Carolina in the first half. The visiting Gamecocks had 16 assists on 16 baskets.

GAME 22

Official Basketball Box Score - Final
South Carolina at Georgia
02/03/24 Stegeman Coliseum, Athens
2023-24 Men's Basketball

Game Time: 1:01 PM
Game Duration: 1:50
Attendance: 10,523

Officials: Chuck Jones, Mike Nance, Bharat Ramnanan

South Carolina - 72 Record: 19-3 (7-2)

NO.	Name		Min	FG M-A	3P M-A	FT M-A	Rebounds OR	DR	TOT	Fouls PF	FD	TP	AS	TO	ST	Blocks BS	BA	+/-
2	B.J. Mack	F	18:06	3-10	0-3	3-5	0	1	1	1	3	9	1	3	0	0	2	-7
30	Collin Murray-Boyles	F	27:07	7-9	0-0	2-2	2	3	5	1	3	16	4	2	2	0	0	2
5	Meechie Johnson	G	31:58	4-8	3-5	0-0	0	4	4	1	1	11	3	0	0	0	2	16
12	Zachary Davis	G	31:33	3-5	0-2	0-0	0	6	6	3	1	6	3	0	1	0	0	10
55	Ta'lon Cooper	G	38:04	3-6	3-4	1-2	0	3	3	1	2	10	8	2	1	0	0	11
33	Josh Gray		18:21	7-9	0-0	1-2	4	4	8	2	4	15	1	1	0	0	0	15
1	Jacobi Wright		17:49	1-4	0-2	0-0	1	2	3	0	0	2	4	0	0	0	0	1
10	Myles Stute		10:27	0-3	0-2	0-0	0	0	0	1	0	0	1	0	1	0	2	-2
15	Morris Ugusuk		06:35	1-2	1-2	0-0	0	0	0	0	0	3	0	0	0	0	0	4
Team							2	2	4			0		1				
Totals				29-56	7-20	7-11	9	25	34	10	14	72	25	9	5	0	6	10

Technical Fouls: NONE

Shooting By Period		
1st FG%	16-30	53.3%
3PT%	5-14	35.7%
FT%	1-2	50%
2nd FG%	13-26	50.0%
3PT%	2-6	33.3%
FT%	6-9	66.7%
GM FG%	29-56	51.8%
3PT%	7-20	35.0%
FT%	7-11	63.6%

Dead Ball Rebounds: 2, 1

Georgia - 62 Record: 14-8 (4-5)

NO.	Name		Min	FG M-A	3P M-A	FT M-A	Rebounds OR	DR	TOT	Fouls PF	FD	TP	AS	TO	ST	Blocks BS	BA	+/-
54	Russel Tchewa	G	22:25	2-5	0-0	1-1	2	4	6	2	2	5	0	0	2	1	0	-10
1	Jabri Abdur-Rahim	G	32:05	6-15	4-12	4-4	1	2	3	2	3	20	0	0	1	2	0	-14
3	Noah Thomasson	G	29:35	4-12	2-6	0-0	0	4	4	1	1	10	2	0	0	0	0	-8
4	Silas Demary Jr.	G	22:31	2-4	0-1	2-2	0	2	2	2	2	6	2	4	1	0	0	-8
15	RJ Melendez	G	29:41	2-5	0-2	2-2	2	3	5	2	1	6	1	3	1	1	0	-2
0	Blue Cain		18:07	4-8	3-4	0-0	0	0	0	3	0	11	0	1	0	0	0	-6
11	Justin Hill		28:45	2-6	0-3	0-0	0	0	0	1	0	4	4	0	0	0	0	-4
23	Jalen DeLoach		13:34	0-1	0-0	0-0	1	2	3	1	0	0	1	0	0	1	0	5
5	Frank Anselem-Ibe		03:17	0-0	0-0	0-0	0	2	2	0	1	0	0	0	0	1	0	-3
Team							2	1	3			0		1				
Totals				22-56	9-28	9-9	8	20	28	14	10	62	10	9	5	6	0	-10

Technical Fouls: NONE

Shooting By Period		
1st FG%	15-32	46.9%
3PT%	8-18	44.4%
FT%	2-2	100%
2nd FG%	7-24	29.2%
3PT%	1-10	10.0%
FT%	7-7	100%
GM FG%	22-56	39.3%
3PT%	9-28	32.1%
FT%	9-9	100.0%

Dead Ball Rebounds: 0, 0

	USC	UGA
Biggest lead	12 (2nd 2:30)	10 (1st 8:05)
Best Scoring Run	9(1st 6:14)	6(1st 12:30)
Lead Changes	4	
Times Tied	6	
Time with Lead	12:45	23:06

Points from	USC	UGA
Turnovers	7	9
Paint	40	24
Second Chance	6	2
Fast Breaks	5	5
Bench	20	15

Period by Period Scoring	1st	2nd	TOT
USC	38	34	72
UGA	40	22	62

LIVESTATS BY GENIUS SPORTS

68
65

GAME 23

Columbia, S.C.
Colonial Life Arena
Feb. 6, 2024
Murray-Boyles dominates with 16 points and 9 rebounds

COLUMBIA, S.C. (AP) — Collin Murray-Boyles scored 16 points and No. 15 South Carolina reached 20 victories for the first time in seven years with a 68-65 victory over Mississippi on Tuesday night.

The Gamecocks (20-3, 8-2 Southeastern Conference) won their first game as a ranked team — and sixth in a row overall — after not appearing in the Top 25 since 2017. That was also the last time they reached 20 victories on the way to the Final Four.

Ta'Lon Cooper and Myles Stute had 12 points each for South Carolina.

Allen Flanigan led all scorers with 26 points, including 16 in the second half to fuel the Rebels' comeback try in the second half.

It looked as if South Carolina had this one in hand in the second half, ahead 53-36 on B.J. Mack's basket with 15:41 to go.

But the Rebels (18-5, 5-5), behind Flanigan, went on a 24-9 run over the next 12 minutes and cut it to 62-60. But Stute followed with his fourth 3-pointer and Murray-Boyles, a freshman, took an inside pass from Josh Gray to extend the lead.

When it looked as if 7-foot-5 Jamarion Sharp had a can't miss basket with 1:20 to go, Murray-Boyles, 10 inches shorter, rose up to knock the shot away.

Mississippi cut it to 68-65 on Flanigan's inside layup with 38 seconds left. It had a final chance after Meechie Johnson's long 3 clanged away, but Murrell's running 3 attempt was way off the mark.

The Rebels lost their second straight and fell for the fifth time in eight games.

South Carolina seemed to answer any concerns about how it would hold up after finally getting ranked by shooting 68% (18 for 29) in the opening half, with seven 3-pointers, to build a 43-31 lead.

GAME 23

Official Basketball Box Score - Final
Ole Miss at South Carolina
02/06/24 Colonial Life Arena, Columbia
2023-24 South Carolina Men's Basketball

Game Time: 6:30 PM
Game Duration: 1:49
Attendance: 18,000

Officials: Doug Shows, Jeffrey Anderson, Jeb Hartness

Ole Miss - 65 Record: 18-5 (5-5)

NO.	Name		Min	FG M-A	3P M-A	FT M-A	Rebounds OR	DR	TOT	Fouls PF	FD	TP	AS	TO	ST	Blocks BS	BA	+/-
4	Jaemyn Brakefield	F	16:43	2-5	0-0	0-0	0	1	1	1	0	4	2	2	0	0	0	-15
33	Moussa Cisse	C	16:00	1-2	0-0	0-0	1	1	2	1	0	2	1	1	0	1	0	-8
5	Jaylen Murray	G	24:18	4-9	1-4	1-1	0	1	1	1	2	10	1	1	1	1	1	-18
7	Allen Flanigan	G	36:41	11-15	0-0	4-6	0	6	6	1	3	26	2	2	1	0	0	-2
11	Matthew Murrell	G	35:43	7-13	3-5	0-0	3	6	9	4	1	17	2	1	2	0	1	2
0	Brandon Murray		28:13	0-5	0-0	0-0	1	2	3	1	2	0	5	0	0	0	0	8
3	Jamarion Sharp		18:24	3-5	0-0	0-0	1	1	2	2	1	6	0	1	0	3	1	7
2	TJ Caldwell		05:56	0-0	0-0	0-0	0	1	1	1	0	0	0	0	0	0	0	-1
1	Austin Nunez		18:02	0-1	0-1	0-0	0	1	1	0	1	0	0	0	0	0	0	12
Team							1	1	2			0		1				
Totals				28-55	4-10	5-7	7	21	28	12	10	65	13	9	4	5	3	-3

Technical Fouls: NONE

Shooting By Period		
1st FG%	18-29	62.1%
3PT%	7-14	50.0%
FT%	0-0	0%
2nd FG%	10-31	32.3%
3PT%	2-13	15.4%
FT%	3-7	42.9%
GM FG%	28-60	46.7%
3PT%	9-27	33.3%
FT%	3-7	42.9%

Dead Ball Rebounds: 5, 0

South Carolina - 68 Record: 20-3 (8-2)

NO.	Name		Min	FG M-A	3P M-A	FT M-A	Rebounds OR	DR	TOT	Fouls PF	FD	TP	AS	TO	ST	Blocks BS	BA	+/-
2	B.J. Mack	F	23:25	2-9	0-4	2-4	1	2	3	2	3	6	0	2	0	0	1	0
30	Collin Murray-Boyles	F	24:39	8-11	0-0	0-1	3	6	9	3	3	16	1	0	1	2	1	6
5	Meechie Johnson	G	32:25	2-9	1-6	1-2	1	4	5	0	2	6	8	1	1	0	1	11
12	Zachary Davis	G	19:36	2-4	1-3	0-0	0	2	2	0	0	5	1	0	1	0	0	0
55	Ta'lon Cooper	G	35:32	5-10	2-4	0-0	0	4	4	1	0	12	2	2	0	0	0	2
1	Jacobi Wright		15:31	1-3	1-3	0-0	1	0	1	1	1	3	1	0	0	0	0	3
10	Myles Stute		22:39	4-5	4-5	0-0	0	1	1	2	0	12	1	2	0	1	0	-7
15	Morris Ugusuk		09:38	2-4	0-2	0-0	0	0	0	0	1	4	1	1	0	0	0	-3
33	Josh Gray		16:35	2-5	0-0	0-0	1	2	3	1	2	4	1	0	0	0	2	3
Team							3	1	4			0		2				
Totals				28-60	9-27	3-7	10	22	32	10	12	68	16	10	3	3	5	3

Technical Fouls: NONE

	MIS	USC
Biggest lead	2 (1st 19:24)	17 (2nd 17:06)
Best Scoring Run	6 (1st 8:14)	8 (1st 12:48)
Lead Changes	1	
Times Tied	2	
Time with Lead	00:31	38:05

Points from	MIS	USC
Turnovers	11	13
Paint	28	32
Second Chance	6	16
Fast Breaks	7	4
Bench	6	23

Period by Period Scoring	1st	2nd	TOT
MIS	31	34	65
USC	43	25	68

GAMECOCK. MEN'S BASKETBALL

75
60

GAME 24

Columbia, S.C.
Colonial Life Arena
Feb. 10, 2024
Murray-Boyles scores career-high 31 points (20 in second half)

COLUMBIA, S.C. (AP) — Collin Murray-Boyles scored a career-high 31 points and No. 15 South Carolina beat Vanderbilt 75-60 on Saturday for its 21st victory of the season a year after losing 21 games.

The Gamecocks (21-3, 9-2 Southeastern Conference) took control in the second half with a 24-10 run that including 12 points and a monster block from Murray-Boyles, the 6-foot-7 freshman who has helped the team to seven straight wins.

Murray-Boyles chased down Vanderbilt guard Ezra Manjon, who had what looked like an open lane to the basket early in the second half. But Murray-Boyles pinned the shot against the backboard as the crowd went crazy.

The Commodores (6-17, 1-9) entered the game in the bottom of the league in points per game and field-goal percentage.

But Vanderbilt used a patient approach to South Carolina's suffocating defense that got the better of Kentucky and Tennessee in the past three weeks. The Commodores often let the shot clock get inside of five seconds before finding a makeable shot.

Tyrin Lawrence had seven points, including an all-alone layup under the basket off an inbounds play, as Vanderbilt closed the half with a 14-6 run to lead 32-28 at the break before South Carolina took over.

Murray-Boyles made 14 of 17 shots, his last one a rim-rattling dunk in the final minute. B.J. Mack hit five 3-pointers and finished with 18 points for the Gamecocks.

Lawrence led Vanderbilt with 15 points.

GAME 24

Official Basketball Box Score - Final
Vanderbilt at No. 15/20 South Carolina
02/10/24 Colonial Life Arena, Columbia
2023-24 South Carolina Men's Basketball

Game Time: 1:00 PM
Game Duration: 1:44
Attendance: 14,310

Officials: Olandis Poole, Joe Lindsay, Jason Baker

Vanderbilt - 60 Record: 6-17 (1-9)

NO.	Name		Min	FG M-A	3P M-A	FT M-A	Rebounds OR	DR	TOT	Fouls PF	FD	TP	AS	TO	ST	Blocks BS	BA	+/-
2	Ven-Allen Lubin	F	30:04	6-9	0-0	1-4	2	2	4	2	4	13	2	0	0	0	0	-12
13	Malik Presley	F	15:37	2-2	0-0	0-2	1	0	1	2	1	4	0	1	1	0	0	-12
0	Tyrin Lawrence	G	36:00	6-17	2-7	1-2	0	4	4	0	3	15	1	0	1	0	1	-14
5	Ezra Manjon	G	37:18	3-10	0-2	1-2	0	4	4	1	4	7	3	1	2	0	1	-13
12	Evan Taylor	G	24:50	2-5	2-4	0-0	1	2	3	4	1	6	0	0	0	1	0	-9
35	Carter Lang		16:14	0-1	0-0	0-0	4	0	4	0	0	0	2	2	0	0	1	-7
3	Paul Lewis		22:10	4-7	0-1	0-0	0	0	0	0	0	8	0	0	0	0	0	-6
10	Jordan Williams		06:36	1-1	1-1	0-0	0	1	1	2	0	3	0	0	0	0	0	2
24	JaQualon "JQ" Roberts		08:52	2-2	0-0	0-0	1	0	1	0	1	4	0	1	0	0	0	-2
4	Isaiah West		02:19	0-0	0-0	0-0	0	0	0	1	0	0	0	0	0	0	0	-2
Team							2	2	4			0		1				
Totals				26-54	5-15	3-10	11	15	26	12	14	60	8	6	4	1	3	-15

Technical Fouls: NONE

Shooting By Period		
1st FG%	13-28	46.4%
3PT%	4-9	44.4%
FT%	2-6	33.3%
2nd FG%	13-26	50.0%
3PT%	1-6	16.7%
FT%	1-4	25%
GMFG%	26-54	48.1%
3PT%	5-15	33.3%
FT%	3-10	30.0%

Dead Ball Rebounds: 4, 1

No. 15/20 South Carolina - 75 Record: 21-3 (9-2)

NO.	Name		Min	FG M-A	3P M-A	FT M-A	Rebounds OR	DR	TOT	Fouls PF	FD	TP	AS	TO	ST	Blocks BS	BA	+/-
2	B.J. Mack	F	23:51	6-13	5-9	1-1	1	5	6	2	1	18	2	0	0	0	0	9
30	Collin Murray-Boyles	F	31:34	14-17	0-0	3-3	6	1	7	2	6	31	2	1	1	1	0	13
5	Meechie Johnson	G	28:39	3-7	0-4	0-0	0	3	3	2	1	6	5	2	1	0	0	12
12	Zachary Davis	G	22:13	1-2	1-2	0-0	0	2	2	2	0	3	1	0	0	0	0	11
55	Ta'lon Cooper	G	34:55	2-6	1-5	0-0	0	2	2	1	1	5	7	0	0	0	0	17
10	Myles Stute		19:59	3-10	1-7	1-1	1	3	4	3	1	8	0	0	0	0	1	5
33	Josh Gray		14:40	0-0	0-0	1-3	2	2	4	1	2	1	1	3	0	2	0	6
1	Jacobi Wright		20:09	1-3	1-2	0-0	0	0	0	0	1	3	3	0	0	0	0	1
15	Morris Ugusuk		04:00	0-0	0-0	0-0	0	0	0	0	0	0	0	0	0	0	0	1
Team							2	1	3			0		1				
Totals			30-58	9-29	6-8	12	19	31	14	12	12	75	21	7	2	3	1	15

Technical Fouls: NONE

Shooting By Period		
1st FG%	12-26	46.2%
3PT%	1-11	9.1%
FT%	3-4	75%
2nd FG%	18-32	56.3%
3PT%	8-18	44.4%
FT%	3-4	75%
GMFG%	30-58	51.7%
3PT%	9-29	31.0%
FT%	6-8	75.0%

Dead Ball Rebounds: 2, 1

	VAN	USC
Biggest lead	5 (1st 19:11)	17 (2nd 2:13)
Best Scoring Run	5 (1st 19:11)	8 (1st 13:44)
Lead Changes	5	
Times Tied	5	
Time with Lead	07:31	27:33

Points from	VAN	USC
Turnovers	7	8
Paint	36	38
Second Chance	6	14
Fast Breaks	0	0
Bench	15	12

Period by Period Scoring	1st	2nd	TOT
VAN	32	28	60
USC	28	47	75

GAMECOCK. MEN'S BASKETBALL

61

101

GAME 25

Auburn, Ala.

Neville Arena

Feb. 14, 2024

Johnson leads Gamecocks with 22 points in tough night on road

AUBURN, Ala. (AP) — Jaylin Williams scored 23 points and Johni Broome added 21 to lead No. 13 Auburn to a 101-61 blowout of 11th-ranked South Carolina on Wednesday night, the Tigers' most lopsided win over a ranked team.

The Tigers (20-5, 9-3 Southeastern Conference) rolled to a 22-point halftime lead and snapped South Carolina's seven-game winning streak. They moved into a second-place tie with the Gamecocks (21-4, 9-3) in the league standings, just behind Alabama at 9-2.

Both big men for Auburn did much of their damage from long range, and the team secured its sixth 20-win season in the last seven years.

Williams shot 5 of 7 on 3-pointers, making four in the first half. Broome was 4 of 5 and drained all three attempts in the second half.

Tre Donaldson had 11 points and Chad Baker-Mazara added 10 for the Tigers, who blitzed the SEC's leading defense. The Gamecocks came in allowing just 64 points per game and hadn't permitted more than 77.

Meechie Johnson had 22 points for the Gamecocks but was called for a technical foul after shoving Baker-Mazara late.

Collin Murray-Boyles added 19 points and seven rebounds for South Carolina. The freshman was coming off a 31-point performance against Vanderbilt when he made 14 of 17 shots. B.J. Mack scored 14.

The Tigers got off to a blazing start, building a 50-28 halftime lead capped by Baker-Mazara's 3-pointer with two seconds left. Williams made three straight 3s during one sequence after Auburn took control with an 18-3 run.

South Carolina did manage to cut it to 16 early in the second half but Broome scored Auburn's next eight points, including a pair of 3s. The margin just kept growing wider from there.

The teams have met 50 times, and this was the first time both entered the game ranked.

63

64

GAME 26

Columbia, S.C.

Colonial Life Arena

Feb. 17, 2024

Gamecocks suffer just second loss at home all seaso

COLUMBIA, S.C. (AP) — Jordan Wright had 14 points including two free throws with five seconds left as LSU erased a 16-point second half deficit to beat No. 11 South Carolina 64-63 on Saturday.

The Tigers (13-12, 5-7 Southeastern Conference) trailed 41-25 after Zachary Davis' 3 pointer with 16:58 to play. That's when LSU found its offensive flow.

South Carolina (21-5, 9-4) had a final chance, but Jacobi Wright's 3-pointer from the left corner hit off the rim and bounced away.

LSU players jumped and screamed in celebration while the large home crowd stood in shock.

Tyrell Ward led the Tigers with 16 points. Point guard Trae Hannibal, who played two seasons at South Carolina, had a game-high 12 rebounds.

This one looked over as South Carolina opened the second half with a 9-0 burst for their 16-point lead. Instead, the Gamecocks lost two in a row for the first time this season.

B.J. Mack had 18 points and nine rebounds to lead South Carolina. It looked like the Gamecocks might escape with victory after Ta'Lon Cooper made a 3-pointer from the top of the key for a 63-60 lead with 28.1 seconds left.

But Jordan Wright drove for a layup with 15.9 seconds to play to cut into the lead and the Tigers forced a tie up on the inbounds pass to Mack.

Jordan Wright, the team's leading scorer this season drove inside again and was fouled by Collin Murray-Boyles. He swished both foul shots for the winning points.

After trailing by five midway through opening half, South Carolina seemed to take control with a 21-4 run led by Myles Stute and Murray-Boyles.

Stute, a Vanderbilt transfer, hit a 3-pointer to tie things at 13-all, then Mack had a 3-point play that put South Carolina up.

Murray-Boyles added another inside shot and Stute a 3-point play. When Mack hit a short shot, South Carolina was up 29-17.

72

59

GAME 27

Oxford, Miss.

The Sandy and John Black Pavilion at Ole Miss

Feb. 24, 2024

Four score in double figures led by Mack with 17

OXFORD, Miss. (AP) — B.J. Mack scored 17 points and No. 20 South Carolina snapped a two-game losing skid with a 72-59 win over Mississippi on Saturday.

The victory helped the Gamecocks (22-5, 10-4 SEC) hold on to their spot among the top four teams in the conference giving them a shot at earning the double-bye in the conference tournament. They have four games left in the regular season.

South Carolina played solid defense and frustrated Ole Miss' best scorer Matthew Murrell. The Rebels (19-8, 6-8) shot just 33% from the field. Murrell, who averages 17.3 points, got in early foul trouble, picking up two in the game's first four minutes.

The Gamecocks led 36-22 at the half.

Ole Miss started playing better in the second half until Allen Flanigan was ejected after a flagrant foul with 16:53 left, and seconds later Murrell picked up his third foul. He finished with 10 points.

Flanigan had 11 points when he departed.

Jaemyn Brakefield's 3-pointer with 11:32 left got the Rebels back within 11, but that was as close as the Rebels could get.

GAME 25

Official Basketball Box Score - Final

South Carolina at Auburn

02/14/24 Neville Arena, Auburn

2023-24 Men's Basketball

Game Time: 7:30 PM
Game Duration: 2:03
Attendance: 9,121

Officials: Terry Oglesby, Keith Kimble, Owen Short

South Carolina - 61 **Record: 21-4 (9-3)**

NO. Name		Min	FG M-A	3P M-A	FT M-A	Rebounds OR	DR	TOT	Fouls PF	FD	TP	AS	TO	ST	Blocks BS	BA	+/-
2 B.J. Mack	F	21:12	3-7	1-2	7-8	1	0	1	2	4	14	0	1	0	0	0	-10
30 Collin Murray-Boyles	F	26:39	6-10	0-0	7-8	4	3	7	3	4	19	0	4	2	1	1	-17
5 Meechie Johnson	G	27:33	8-17	2-6	4-4	0	7	7	3	2	22	2	2	1	0	2	-23
12 Zachary Davis	G	18:10	0-2	0-1	1-2	1	2	3	1	1	1	1	1	1	0	0	-6
55 Ta'lon Cooper	G	33:48	1-6	0-2	2-2	0	2	2	1	2	4	0	1	0	0	1	-18
10 Myles Stute		16:05	0-4	0-1	0-0	1	0	1	2	0	0	0	1	0	1	0	-35
33 Josh Gray		13:39	0-1	0-0	0-0	1	1	2	1	2	0	1	2	0	2	1	-11
1 Jacobi Wright		20:45	0-3	0-1	0-2	1	0	1	3	2	0	1	0	0	0	1	-33
15 Morris Ugusuk		12:02	0-2	0-2	0-0	0	0	0	0	0	0	1	2	0	0	2	-22
4 Stephen Clark		05:59	0-0	0-0	1-2	0	1	1	3	1	1	0	0	0	0	0	-14
31 Benjamin Bosmans-Verdonk		04:08	0-0	0-0	0-0	0	0	0	0	0	0	0	0	0	0	0	-11
Team						2	2	4			0			0			
Totals			18-52	3-15	22-28	11	18	29	19	18	61	5	13	6	4	6	-40

Shooting By Period		
1st FG%	10-28	35.7%
3PT%	3-10	30.0%
FT%	5-8	62.5%
2nd FG%	8-24	33.3%
3PT%	0-5	0.0%
FT%	17-20	85%
GM FG%	18-52	34.6%
3PT%	3-15	20.0%
FT%	22-28	78.6%

Dead Ball Rebounds: 3, 1

Technical Fouls: Johnson 2nd 6:38

Auburn - 101 **Record: 20-5 (9-3)**

NO. Name		Min	FG M-A	3P M-A	FT M-A	Rebounds OR	DR	TOT	Fouls PF	FD	TP	AS	TO	ST	Blocks BS	BA	+/-
2 Jaylin Williams	F	24:05	8-11	5-7	2-2	1	1	2	3	2	23	1	0	2	0	0	22
4 Johni Broome	F	22:17	8-15	4-5	1-3	0	2	2	1	4	21	0	0	0	2	2	8
5 Chris Moore	F	14:58	0-0	0-0	0-0	2	1	3	1	0	0	1	0	0	0	0	6
3 Tre Donaldson	G	20:11	5-8	0-0	1-1	0	0	0	1	1	11	4	0	2	0	0	5
12 Denver Jones	G	25:25	2-6	0-1	3-3	1	0	1	0	2	7	1	2	0	0	1	6
0 K.D. Johnson		19:17	2-3	1-2	4-4	0	2	2	4	3	9	1	1	3	0	0	40
1 Aden Holloway		10:38	1-3	0-2	0-0	0	2	2	0	1	2	3	0	1	0	0	23
10 Chad Baker-Mazara		15:47	4-4	2-2	0-0	0	5	5	3	2	10	3	3	0	0	0	20
31 Chaney Johnson		13:40	2-3	0-1	2-2	0	2	2	0	2	6	2	0	1	0	0	15
44 Dylan Cardwell		15:29	2-3	0-0	4-4	0	0	0	4	2	8	5	0	0	4	0	29
24 Lior Berman		09:15	1-1	0-0	0-0	0	1	1	1	0	2	1	0	1	0	0	14
20 Carter Sobera		02:14	0-0	0-0	0-0	0	2	2	0	0	0	0	0	0	0	0	3
21 Blake Muschalek		02:14	0-0	0-0	0-0	0	1	1	0	0	0	0	0	0	0	0	3
23 Addison Scott		02:14	0-0	0-0	0-0	0	0	0	0	0	0	0	0	0	0	0	3
55 Jalen Harper		02:14	1-2	0-0	0-0	0	0	0	0	0	2	0	0	0	0	1	3
Team						1	5	6			0		1				
Totals			36-59	12-20	17-19	5	24	29	18	18	101	22	7	10	6	4	40

Shooting By Period		
1st FG%	19-30	63.3%
3PT%	7-11	63.6%
FT%	5-6	83.3%
2nd FG%	17-29	58.6%
3PT%	5-9	55.6%
FT%	12-13	92.3%
GM FG%	36-59	61.0%
3PT%	12-20	60.0%
FT%	17-19	89.5%

Dead Ball Rebounds: 1, 2

Technical Fouls: NONE

	USC	AUB
Biggest lead	5 (1st 17:48)	41 (2nd 0:49)
Best Scoring Run	4 (1st 18:32)	14 (2nd 0:49)
Lead Changes	1	
Times Tied	1	
Time with Lead	02:58	35:16

Points from	USC	AUB
Turnovers	8	25
Paint	30	36
Second Chance	13	5
Fast Breaks	2	16
Bench	1	39

Period by Period Scoring	1st	2nd	TOT
USC	28	33	61
AUB	50	51	101

LIVESTATS BY GAMECOCK SPORTS

GAME 26

Official Basketball Box Score - Final

LSU at No. 11/11 South Carolina

02/17/24 Colonial Life Arena, Columbia

2023-24 Men's Basketball

Game Time: 3:30 PM
Game Duration: 1:56
Attendance: 16,570

Officials: Don Daily, Rat Adams, Garrick Shannon

LSU - 64 **Record: 13-12 (5-7)**

NO. Name		Min	FG M-A	3P M-A	FT M-A	Rebounds OR	DR	TOT	Fouls PF	FD	TP	AS	TO	ST	Blocks BS	BA	+/-
15 Tyrell Ward	F	15:38	6-8	3-4	1-2	0	0	0	4	1	16	1	0	1	0	0	11
20 Derek Fountain	F	18:06	0-4	0-1	0-0	2	0	2	1	0	0	0	3	0	1	1	-15
9 Will Baker	C	24:38	1-6	0-1	0-0	2	4	6	1	0	2	0	0	0	1	0	-2
0 Trae Hannibal	G	31:58	2-7	0-1	2-2	4	8	12	2	2	6	2	1	1	0	0	2
6 Jordan Wright	G	35:23	4-11	0-0	6-7	1	6	7	1	5	14	3	3	2	2	0	4
2 Mike Williams III		24:00	2-7	1-4	0-1	0	3	3	1	2	5	0	2	1	0	0	-14
5 Mwani Wilkinson		13:01	0-1	0-1	0-0	0	1	1	0	0	0	0	0	0	0	0	0
12 Hunter Dean		15:22	4-5	0-0	0-0	1	1	2	0	0	8	0	0	0	0	1	3
13 Jalen Reed		21:54	6-9	1-1	0-2	2	2	4	0	2	13	0	1	1	2	0	16
Team						0	1	1			0		0				
Totals			25-58	5-13	9-14	12	26	38	10	12	64	6	10	6	6	2	1

Shooting By Period		
1st FG%	10-30	33.3%
3PT%	1-6	16.7%
FT%	4-9	44.4%
2nd FG%	15-28	53.6%
3PT%	4-7	57.1%
FT%	5-5	100%
GMFG%	25-58	43.1%
3PT%	5-13	38.5%
FT%	9-14	64.3%

Dead Ball Rebounds: 1, 0

Technical Fouls: NONE

No. 11/11 South Carolina - 63 **Record: 21-5 (9-4)**

NO. Name		Min	FG M-A	3P M-A	FT M-A	Rebounds OR	DR	TOT	Fouls PF	FD	TP	AS	TO	ST	Blocks BS	BA	+/-
2 B.J. Mack	F	26:31	8-13	1-3	1-1	1	8	9	1	1	18	3	1	0	0	1	8
30 Collin Murray-Boyles	F	26:35	6-14	0-0	1-2	4	3	7	3	2	13	0	2	3	0	1	1
5 Meechie Johnson	G	26:44	0-4	0-1	0-0	0	0	0	1	0	0	4	1	1	0	0	13
12 Zachary Davis	G	19:12	3-3	1-1	0-0	0	2	2	2	1	7	2	2	0	1	0	13
55 Ta'lon Cooper	G	32:26	2-8	1-4	0-0	2	2	4	0	1	5	3	1	2	0	1	-14
10 Myles Stute		25:34	2-7	1-5	1-1	0	1	1	2	3	6	3	2	0	0	0	-7
33 Josh Gray		10:14	1-2	0-0	2-2	0	3	3	1	1	4	0	0	0	1	0	-5
1 Jacobi Wright		21:55	3-7	2-5	0-0	0	1	1	1	1	8	0	0	1	0	1	-8
15 Morris Ugusuk		01:59	0-1	0-0	0-0	0	0	0	0	0	0	0	0	0	0	1	-5
4 Stephen Clark		08:51	1-3	0-1	0-0	1	2	3	1	0	2	0	0	0	0	1	-1
Team						1	2	3			0		0				
Totals			26-62	6-20	5-6	9	24	33	12	10	63	15	9	7	2	6	-1

Shooting By Period		
1st FG%	13-33	39.4%
3PT%	2-12	16.7%
FT%	4-4	100%
2nd FG%	13-29	44.8%
3PT%	4-8	50.0%
FT%	1-2	50%
GMFG%	26-62	41.9%
3PT%	6-20	30.0%
FT%	5-6	83.3%

Dead Ball Rebounds: 2, 1

Technical Fouls: NONE

	LSU	USC
Biggest lead	5 (1st 11:16)	16 (2nd 16:58)
Best Scoring Run	7 (2nd 11:51)	12 (1st 7:21)
Lead Changes	8	
Times Tied	5	
Time with Lead	03:55	33:59

Points from	LSU	USC
Turnovers	11	10
Paint	38	38
Second Chance	13	11
Fast Breaks	12	3
Bench	26	20

Period by Period Scoring	1st	2nd	TOT
LSU	25	39	64
USC	32	31	63

GAMECOCK. MEN'S BASKETBALL

GAME 27

Official Basketball Box Score - Final

South Carolina at Ole Miss

02/24/24 The Sandy and John Black Pavilion at Ole Miss, Oxford, MS

2023-24 Men's Basketball

Game Time: 2:30 PM
Game Duration: 2:05
Attendance: 8,486

Officials: Steven Anderson, Lee Cassell, Josue Nieves

South Carolina - 72 **Record: 22-5 (10-4)**

NO. Name		Min	FG M-A	3P M-A	FT M-A	Rebounds OR	DR	TOT	Fouls PF	FD	TP	AS	TO	ST	Blocks BS	BA	+/-
2 B.J. Mack	F	26:26	6-13	3-7	2-3	0	2	2	3	2	17	2	0	0	0	3	7
30 Collin Murray-Boyles	F	21:20	5-6	0-0	2-2	4	1	5	3	3	12	1	0	0	0	1	4
5 Meechie Johnson	G	29:53	1-11	1-3	2-2	1	6	7	3	2	5	2	3	2	0	3	12
12 Zachary Davis	G	31:01	4-9	0-2	6-8	5	4	9	4	5	14	1	2	0	0	1	10
55 Ta'lon Cooper	G	35:35	4-8	1-1	0-1	0	7	7	2	2	9	6	2	1	0	0	6
1 Jacobi Wright		26:18	4-7	2-3	0-0	1	1	2	4	0	10	3	1	1	0	2	10
33 Josh Gray		12:39	1-2	0-0	0-2	0	3	3	2	2	2	0	2	0	1	1	10
4 Stephen Clark		07:44	0-0	0-0	0-0	0	2	2	0	0	0	1	0	1	0	0	8
15 Morris Ugusuk		09:04	1-3	1-1	0-0	0	0	0	0	0	3	1	0	0	0	0	-2
Team						4	3	7			0		1				
Totals			26-59	8-17	12-18	15	29	44	21	16	72	17	11	5	1	11	13

Shooting By Period		
1st FG%	12-30	40.0%
3PT%	5-9	55.6%
FT%	7-10	70%
2nd FG%	14-29	48.3%
3PT%	3-8	37.5%
FT%	5-8	62.5%
GM FG%	26-59	44.1%
3PT%	8-17	47.1%
FT%	12-18	66.7%

Dead Ball Rebounds: 2, 0

Technical Fouls: NONE

Ole Miss - 59 **Record: 19-8 (6-8)**

NO. Name		Min	FG M-A	3P M-A	FT M-A	Rebounds OR	DR	TOT	Fouls PF	FD	TP	AS	TO	ST	Blocks BS	BA	+/-
4 Jaemyn Brakefield	F	33:29	3-8	1-2	5-8	3	4	7	2	6	12	1	1	1	1	0	-16
33 Moussa Cisse	C	25:45	6-8	0-0	1-7	4	2	6	2	3	13	1	2	1	5	0	-2
5 Jaylen Murray	G	30:01	0-8	0-3	3-4	0	3	3	2	2	3	6	2	2	0	0	-12
7 Allen Flanigan	G	21:29	5-11	0-1	1-1	0	3	3	1	3	11	0	2	0	2	0	-11
11 Matthew Murrell	G	21:23	2-8	1-6	5-6	0	1	1	4	2	10	0	2	0	0	0	6
0 Brandon Murray		26:10	2-7	1-2	0-0	0	4	4	3	0	5	0	0	1	1	1	-14
3 Jamarion Sharp		05:34	0-0	0-0	0-0	1	1	2	1	0	0	0	0	0	0	1	-3
2 TJ Caldwell		22:48	0-4	0-2	4-4	0	2	2	1	4	4	1	0	1	1	0	-12
1 Austin Nunez		13:21	0-0	0-0	1-2	1	0	1	0	1	1	1	1	0	0	0	-1
Team						3	2	5			0		1	0			
Totals			18-54	3-16	20-32	12	22	34	16	21	59	10	9	6	11	1	-13

Shooting By Period		
1st FG%	8-30	26.7%
3PT%	0-5	0.0%
FT%	6-9	66.7%
2nd FG%	10-24	41.7%
3PT%	3-11	27.3%
FT%	14-23	60.9%
GM FG%	18-54	33.3%
3PT%	3-16	18.8%
FT%	20-32	62.5%

Dead Ball Rebounds: 7, 0

Technical Fouls: NONE

	SC	OM
Biggest lead	17 (2nd 5:27)	4 (1st 18:49)
Best Scoring Run	10 (1st 1:18)	5 (1st 10:08)
Lead Changes	1	
Times Tied	1	
Time with Lead	36:43	01:59

Points from	SC	OM
Turnovers	12	13
Paint	34	22
Second Chance	16	10
Fast Breaks	2	11
Bench	15	10

Period by Period Scoring	1st	2nd	TOT
SC	36	36	72
OM	22	37	59

Game Notes: 2H 16:53 - after review offensive foul on UM #7 Flanigan upgraded to Flagrant 2, ejected. ♦ 2H 7:22 - after review UM #0 Murray 3-pt FG changed to 2-pt FG. ♦

LIVESTATS BY GAMECOCK SPORTS

70

68

GAME 28

College Station, Texas
Reed Arena
Feb. 28, 2024
Davis scores career-high 16, including game-winner with 3.0 sec left

COLLEGE STATION, Texas (AP) – Zachary Davis scored on a layup with three seconds remaining to give No. 18 South Carolina a 70-68 victory over Texas A&M on Wednesday night.

Meechie Johnson took an inbounds pass with less than 10 seconds remaining and drove down the lane before dishing off to Davis, who banked in a layup for the lead. Texas A&M had a chance to send it to overtime, but Wade Taylor IV tripped and lost the ball getting it past half court, sealing the South Carolina win.

Johnson scored 22 points as South Carolina (23-5, 11-4 Southeastern Conference) won its second straight game after losing two in a row. Davis finished with 16 points.

Tyrece Radford led the Aggies (15-13, 6-9) with 19 points and 10 rebounds, and Taylor added 15 points.

South Carolina led by seven points before the Aggies used a 7-2 spurt, with five points from Manny Obaseki, to cut the lead to 68-66 with just more than a minute to go.

Ta'lon Cooper missed a free throw for the Gamecocks before A&M tied it at 68 on a driving layup by Taylor with nine seconds left.

Texas A&M continued its recent freefall, extending its season-worst skid to five games. The Aggies haven't won since beating then-No. 6 Tennessee on Feb. 10.

The Aggies trailed by 13 points before scoring the next 10 points to cut the Gamecocks' lead to 46-43 midway through the second half.

B.J. Mack made one of two free throws for South Carolina, but Texas A&M scored the next seven points, capped by a 3-pointer by Solomon Washington, to take a 50-47 lead with 8½ minutes remaining.

The Gamecocks missed seven consecutive shots and went more than six minutes without a field goal, allowing Texas A&M to move ahead.

Texas A&M had a two-point lead after two free throws by Taylor before South Carolina used a 9-0 run to take a 66-59 lead with 2 1/2 minutes left. Johnson led the way in that stretch, grabbing a steal and finishing with a layup at the other end before making a three-point play on the next possession.

82

76

GAME 29

Columbia, S.C.
Colonial Life Arena
March 2, 2024
Johnson scores 21 of 25 in second half to lead comeback charge

COLUMBIA, S.C. (AP) – Meechie Johnson scored 25 points including a tie-breaking 3-pointer with 43.4 seconds to play as No. 18 South Carolina rallied for an 82-76 victory over No. 24 Florida on Saturday.

The Gamecocks (24-5, 12-4 Southeastern Conference) trailed 56-46 with 12 minutes to play, but behind Johnson and Collin Murray-Boyles turned things around with a 26-12 surge in front of a cheering crowd. They kept themselves in the chase for an SEC title, a game behind co-leaders No. 4 Tennessee and No. 14 Alabama when the day started.

The Gators (20-9, 10-6) had relied on strong defense to build their second-half lead, but could not contain Johnson, the team's top scorer this season. His driving layup with five minutes to play gave South Carolina its first lead since early in the game, 65-63, and he followed with a pair of tie-breaking shots including his 3.

Florida tied things at 74-all with 1:12 left on Walter Clayton Jr.'s sixth 3-pointer before Johnson struck for the game-winner.

Murray-Boyles, a freshman, finished with his first career double-double with 15 points and 11 rebounds.

Jacobi Wright had 16 points, 12 in the first half, to keep South Carolina close enough to rally down the stretch.

Clayton had 20 points and Zyon Pullin scored 18 for the Gators.

59

66

GAME 30

Columbia, S.C.
Colonial Life Arena
March 6, 2024
Gamecocks unable to mount comeback to stay in SEC title race

COLUMBIA, S.C. (AP) — Dalton Knecht had 26 points as No. 4 Tennessee withstood a late run by No. 17 South Carolina for a 66-59 victory Wednesday night that wrapped up its first Southeastern Conference regular-season title since 2018.

The Gamecocks (24-6, 12-5 SEC) cut a 14-point second-half deficit to 59-56 on Meechie Johnson's inside shot with 1:13 to go.

But the Volunteers (24-6, 14-3) hit seven foul shots the rest of the way to hold on and open a two-game cushion in the SEC with one to play.

Tennessee shared the regular-season title six years ago with Auburn. The last time the Vols had won it outright was 2008.

The game was billed as a showdown for the SEC lead and a full house turned out at the 18,000-seat arena for the chance to see South Carolina, picked last by the media in the SEC preseason poll, chase a title.

And the Gamecocks kept things close much of the first half, trailing 24-22 after Myles Stute's 3-pointer with less than four minutes left before the break.

That's when Knecht took over. He had 3-pointers on three of four possessions as Tennessee went on an 11-2 run over the final 3:29 of the period to lead 35-24 at the break.

Knecht made the opening basket of the second half and kept pouring it on. Midway through the period, with Tennessee ahead 42-34, Knecht drained a 3-pointer, got fouled and hit the free throw to extend the lead back to double digits.

Johnson led South Carolina with 18 points.

GAME 28

Official Basketball Box Score - Final
South Carolina at Texas A&M
02/28/24 Reed Arena, Bryan-College Station
2023-24 Men's Basketball

Game Time: 7:30 PM
Game Duration: 2:06
Attendance: 9,255

Officials: Terry Oglesby, K.B. Burnett Jr., Jeffrey Anderson

South Carolina - 70 — **Record: 23-5 (11-4)**

NO. Name		Min	FG M-A	3P M-A	FT M-A	Rebounds OR	DR	TOT	Fouls PF	FD	TP	AS	TO	ST	Blocks BS	BA	+/-
2 B.J. Mack	F	21:43	2-8	1-5	1-2	0	1	1	4	1	6	1	0	0	0	1	4
30 Collin Murray-Boyles	F	26:05	4-5	0-0	0-0	4	8	12	5	2	8	3	2	0	0	0	13
5 Meechie Johnson	G	28:25	7-14	3-8	5-7	1	4	5	3	7	22	3	2	1	1	0	8
12 Zachary Davis	G	34:13	8-14	0-3	0-2	2	1	3	2	2	16	2	0	0	0	1	2
55 Ta'lon Cooper	G	35:21	4-12	3-6	0-1	1	7	8	2	2	11	9	2	0	1	1	3
33 Josh Gray		18:12	0-1	0-0	0-0	1	0	1	2	0	0	2	0	0	2	0	0
1 Jacobi Wright		21:55	1-3	1-2	0-0	0	2	2	1	0	3	1	0	0	0	0	-12
4 Stephen Clark		03:08	1-1	0-0	0-0	0	0	0	1	0	2	0	0	1	0	0	-1
15 Morris Ugusuk		04:39	0-0	0-0	0-0	0	0	0	1	0	0	1	0	0	0	0	-1
0 Ebrima Dibba		06:19	1-3	0-1	0-1	0	0	0	0	1	2	0	0	0	0	0	-6
Team						3	2	5			0		3				
Totals			28-61	8-25	6-13	12	25	37	21	15	76	22	9	2	4	3	2

Technical Fouls: NONE

Shooting By Period		
1st FG%	12-23	52.2%
3PT%	4-10	40.0%
FT%	4-6	66.7%
2nd FG%	16-38	42.1%
3PT%	4-15	26.7%
FT%	2-7	28.6%
GM FG%	28-61	45.9%
3PT%	8-25	32.0%
FT%	6-13	46.2%

Dead Ball Rebounds: 1, 1

Texas A&M - 68 — **Record: 15-13 (6-9)**

NO. Name		Min	FG M-A	3P M-A	FT M-A	Rebounds OR	DR	TOT	Fouls PF	FD	TP	AS	TO	ST	Blocks BS	BA	+/-
10 Wildens Leveque	F	03:35	1-3	0-0	0-0	2	0	2	1	0	2	0	0	0	0	0	-3
15 Henry Coleman III	F	13:55	1-2	0-0	0-0	1	0	1	0	0	2	1	0	0	0	1	-8
2 Hayden Hefner	G	08:11	0-2	0-1	0-0	0	0	0	2	1	0	0	0	0	0	0	-16
4 Wade Taylor IV	G	36:39	4-14	0-7	7-8	0	3	3	2	5	15	4	0	2	0	1	-8
23 Tyrece Radford	G	32:42	7-19	1-6	4-4	1	9	10	1	3	19	1	2	1	0	1	-8
0 Jace Carter		25:14	0-3	0-2	4-4	0	0	0	1	4	4	0	0	0	0	0	3
11 Andersson Garcia		35:32	2-4	0-0	2-2	4	8	12	4	3	6	2	1	0	3	1	1
13 Solomon Washington		26:58	4-6	1-1	0-2	2	3	5	4	1	9	0	0	0	0	0	6
35 Manny Obaseki		14:53	3-4	0-0	5-5	0	2	2	0	4	11	2	1	0	0	0	19
5 Eli Lawrence		02:21	0-0	0-0	0-0	0	0	0	0	0	0	0	0	0	0	0	4
Team						1	2	3			0		0				
Totals			22-57	2-17	22-25	11	27	38	15	21	68	10	4	3	3	4	-2

Technical Fouls: NONE

Shooting By Period		
1st FG%	9-30	30.0%
3PT%	0-10	0.0%
FT%	11-14	78.6%
2nd FG%	13-27	48.1%
3PT%	2-7	28.6%
FT%	11-11	100%
GM FG%	22-57	38.6%
3PT%	2-17	11.8%
FT%	22-25	88.0%

Dead Ball Rebounds: 1, 0

	SCAR	TAMU
Biggest lead	13 (2nd 14:27)	3 (2nd 8:31)
Best Scoring Run	9 (2nd 2:35)	10 (2nd 10:29)
Lead Changes	4	
Times Tied	6	
Time with Lead	34:59	02:44

Points from	SCAR	TAMU
Turnovers	5	6
Paint	38	32
Second Chance	6	12
Fast Breaks	2	0
Bench	7	30

Period by Period Scoring	1st	2nd	TOT
SCAR	32	38	70
TAMU	29	39	68

LIVESTATS BY GAMECOCK SPORTS

GAME 29

Official Basketball Box Score - Final
No. 24/24 Florida at No. 18/18 South Carolina
03/02/24 Colonial Life Arena, Columbia
2023-24 South Carolina Men's Basketball

Game Time: 12:00 PM
Game Duration: 2:09
Attendance: 16,978

Officials: Steven Anderson, Chuck Jones, Todd Austin

No. 24/24 Florida - 76 — **Record: 20-9 (10-6)**

NO. Name		Min	FG M-A	3P M-A	FT M-A	Rebounds OR	DR	TOT	Fouls PF	FD	TP	AS	TO	ST	Blocks BS	BA	+/-
4 Tyrese Samuel	F	25:23	5-10	0-0	3-3	1	3	4	3	2	13	2	1	2	2	2	-4
3 Micah Handlogten	C	22:27	0-1	0-0	0-0	1	4	5	4	0	0	1	1	0	1	0	1
0 Zyon Pullin	G	37:21	6-11	1-1	5-7	1	3	4	3	6	18	7	1	0	0	1	-3
1 Walter Clayton Jr.	G	32:28	6-12	6-11	2-3	0	3	3	4	4	20	2	6	0	2	1	-19
5 Will Richard	G	26:27	0-4	0-3	0-0	2	1	3	2	0	0	0	1	2	1	1	-3
21 Alex Condon		14:03	2-6	0-2	2-2	0	2	2	1	1	6	1	0	0	0	1	-3
2 Riley Kugel		29:25	4-7	2-4	0-0	2	3	5	1	1	10	1	2	1	0	0	-4
10 Thomas Haugh		11:36	4-5	1-2	0-0	2	4	6	2	0	9	2	0	0	0	0	4
11 Denzel Aberdeen		00:50	0-0	0-0	0-0	0	0	0	0	0	0	0	0	0	0	0	1
Team						0	2	2			0		0				
Totals			27-56	10-23	12-15	9	25	34	20	14	76	16	12	5	6	6	-6

Technical Fouls: NONE

Shooting By Period		
1st FG%	15-33	45.5%
3PT%	4-9	44.4%
FT%	3-5	60%
2nd FG%	12-23	52.2%
3PT%	6-14	42.9%
FT%	9-10	90%
GM FG%	27-56	48.2%
3PT%	10-23	43.5%
FT%	12-15	80.0%

Dead Ball Rebounds: 1, 0

No. 18/18 South Carolina - 82 — **Record: 24-5 (12-4)**

NO. Name		Min	FG M-A	3P M-A	FT M-A	Rebounds OR	DR	TOT	Fouls PF	FD	TP	AS	TO	ST	Blocks BS	BA	+/-
2 B.J. Mack	F	19:39	1-7	0-5	0-0	0	0	0	1	0	2	3	1	0	0	1	-11
30 Collin Murray-Boyles	F	33:20	3-5	0-0	9-10	2	9	11	2	7	15	0	2	0	4	0	-1
5 Meechie Johnson	G	31:26	10-15	2-5	3-5	1	3	4	1	3	25	3	2	2	0	0	3
12 Zachary Davis	G	30:41	1-4	0-2	6-6	1	2	3	2	3	8	2	0	2	1	1	21
55 Ta'lon Cooper	G	35:48	4-8	3-4	0-0	0	1	1	4	1	11	4	2	4	0	3	8
33 Josh Gray		16:35	1-2	0-0	3-5	1	1	2	2	3	5	1	0	0	1	0	15
1 Jacobi Wright		26:23	5-12	4-8	2-5	1	1	2	1	3	16	0	0	0	0	1	-7
4 Stephen Clark		02:19	0-0	0-0	0-0	0	1	1	1	0	0	0	0	0	0	0	6
0 Ebrima Dibba		01:55	0-0	0-0	0-0	0	0	0	0	0	0	0	0	0	0	0	-2
15 Morris Ugusuk		01:55	0-0	0-0	0-0	0	1	1	0	0	0	0	0	0	0	0	-2
Team						1	3	4			0		1				
Totals			25-53	9-24	23-31	7	22	29	14	20	82	13	8	8	6	6	6

Technical Fouls: NONE

Shooting By Period		
1st FG%	10-27	37.0%
3PT%	4-13	30.8%
FT%	7-9	77.8%
2nd FG%	15-26	57.7%
3PT%	5-11	45.5%
FT%	16-22	72.7%
GM FG%	25-53	47.2%
3PT%	9-24	37.5%
FT%	23-31	74.2%

Dead Ball Rebounds: 4, 0

	FLA	USC
Biggest lead	10 (2nd 13:17)	8 (1st 13:42)
Best Scoring Run	14 (1st 8:42)	8 (1st 13:42)
Lead Changes	4	
Times Tied	5	
Time with Lead	24:09	12:08

Points from	FLA	USC
Turnovers	9	13
Paint	30	24
Second Chance	6	5
Fast Breaks	9	10
Bench	25	21

Period by Period Scoring	1st	2nd	TOT
FLA	37	39	76
USC	31	51	82

GAMECOCK. MEN'S BASKETBALL

GAME 30

Official Basketball Box Score - Final
No. 4/4 Tennessee at No. 17/16 South Carolina
03/06/24 Colonial Life Arena, Columbia
2023-24 South Carolina Men's Basketball

Game Time: 7:00 PM
Game Duration: 1:59
Attendance: 18,000

Officials: Joe Lindsay, Brian Dorsey, Courtney Green

No. 4/4 Tennessee - 66 — **Record: 24-6 (14-3)**

NO. Name		Min	FG M-A	3P M-A	FT M-A	Rebounds OR	DR	TOT	Fouls PF	FD	TP	AS	TO	ST	Blocks BS	BA	+/-
0 Jonas Aidoo	F	30:41	6-13	0-0	2-5	5	4	9	1	4	14	0	0	2	0	3	-2
3 Dalton Knecht	G	31:00	9-23	5-11	3-3	0	3	3	1	3	26	1	2	0	1	0	0
5 Zakai Zeigler	G	34:30	3-8	1-5	6-6	0	5	5	1	4	13	7	1	1	0	0	10
25 Santiago Vescovi	G	27:30	0-2	0-2	2-2	0	5	5	3	2	2	2	2	2	0	0	10
30 Josiah-Jordan James	G	34:24	0-3	0-1	6-6	1	5	6	1	3	6	0	0	0	2	1	8
11 Tobe Awaka		12:12	1-4	0-0	0-0	2	1	3	1	1	2	0	0	0	1	0	4
15 Jahmai Mashack		16:34	0-2	0-0	0-0	1	2	3	3	0	0	2	0	1	0	0	0
2 Jordan Gainey		13:09	1-1	1-1	0-0	1	1	2	2	0	3	2	2	0	0	0	5
Team						0	2	2			0		1				
Totals			20-56	7-20	19-22	10	28	38	13	17	66	14	8	6	4	4	7

Technical Fouls: NONE

Shooting By Period		
1st FG%	13-31	41.9%
3PT%	5-11	45.5%
FT%	4-4	100%
2nd FG%	7-25	28.0%
3PT%	2-9	22.2%
FT%	15-18	83.3%
GM FG%	20-56	35.7%
3PT%	7-20	35.0%
FT%	19-22	86.4%

Dead Ball Rebounds: 1, 0

No. 17/16 South Carolina - 59 — **Record: 24-6 (12-5)**

NO. Name		Min	FG M-A	3P M-A	FT M-A	Rebounds OR	DR	TOT	Fouls PF	FD	TP	AS	TO	ST	Blocks BS	BA	+/-
2 B.J. Mack	F	25:28	3-9	2-4	0-0	0	2	2	3	0	8	0	1	0	0	2	-6
30 Collin Murray-Boyles	F	32:40	5-9	0-0	1-2	5	6	11	2	2	11	2	1	2	3	2	-4
5 Meechie Johnson	G	29:45	8-19	0-7	2-4	2	3	5	3	6	18	3	2	0	0	0	-10
12 Zachary Davis	G	18:20	1-5	1-5	0-0	0	1	1	2	1	3	0	1	0	0	0	-13
55 Ta'lon Cooper	G	36:02	4-10	3-8	0-0	3	5	8	2	1	11	2	1	0	0	0	-10
1 Jacobi Wright		28:35	0-3	0-2	1-2	0	4	4	0	1	1	3	2	1	1	0	5
10 Myles Stute		21:13	2-4	2-3	0-0	0	1	1	3	0	6	0	1	1	0	0	2
33 Josh Gray		07:58	0-1	0-0	1-2	2	3	5	2	2	1	1	0	0	0	0	1
Team						0	3	3			0		1				
Totals			23-60	8-29	5-10	12	28	40	17	13	59	11	10	4	4	4	-7

Technical Fouls: NONE

Shooting By Period		
1st FG%	10-31	32.3%
3PT%	4-17	23.5%
FT%	0-0	0%
2nd FG%	13-29	44.8%
3PT%	4-12	33.3%
FT%	5-10	50%
GM FG%	23-60	38.3%
3PT%	8-29	27.6%
FT%	5-10	50.0%

Dead Ball Rebounds: 2, 0

	TEN	USC
Biggest lead	14 (2nd 9:40)	0 (1st 20:00)
Best Scoring Run	9 (1st 1:09)	6 (2nd 12:50)
Lead Changes	0	
Times Tied	3	
Time with Lead	38:27	00:00

Points from	TEN	USC
Turnovers	6	12
Paint	18	30
Second Chance	3	15
Fast Breaks	13	5
Bench	5	8

Period by Period Scoring	1st	2nd	TOT
TEN	35	31	66
USC	24	35	59

GAMECOCK. MEN'S BASKETBALL

AN INDIVIDUAL ...

Scored 20 or more points:	South Carolina: Meechie johnson (25), vs. #24/24 Florida (Mar. 2, 2024), in Columbia, S.C. Opponent: Dalton Knecht (26), #4/4 Tennessee (Mar. 6, 2024), in Columbia, S.C.
Scored 30 or more points:	South Carolina: Collin Murray-Boyles (31) vs. Vanderbilt (Feb. 10, 2024) in Columbia, S.C. Opponent: Dalton Knecht (31), Tennessee (Jan. 30, 2024), in Knoxville, Tenn.
Scored 35 or more points:	South Carolina: Sindarius Thornwell (44) vs. Alabama (Feb. 7, 2017) in Columbia, S.C. Opponent: Emoni Bates (36), Eastern Michigan (Dec. 30, 2022), in Columbia, S.C.
Scored 40 or more points:	South Carolina: Sindarius Thornwell (44), vs. Alabama (Feb. 7, 2017) in Columbia, S.C. Opponent: Brandon Miller (41), No. 2/2 Alabama (Feb. 22, 2023) in Columbia, S.C.
Collected 20 or more rebounds:	South Carolina: Sindarius Thornwell (21), vs. Alabama (Feb. 7, 2017) in Columbia, S.C. Opponent: Ekpe Udoh (20), Baylor, (Jan. 2, 2010) in Columbia, S.C.
Collected 15 or more rebounds:	South Carolina: Gregory "GG" Jackson II (16), vs. Western Kentucky (Dec. 22, 2022), in Columbia, S.C. Opponent: Henry Coleman III (15), Texas A&M (Jan. 29, 2022) in College Station, Texas
Made 12 or more field goals:	South Carolina: Collin Murray-Boyles (14) vs. Vanderbilt (Feb. 10, 2024) in Columbia, S.C. Opponent: Brandon Miller (14), No. 2/2 Alabama (Feb. 22, 2023) in Columbia, S.C.
Made 10 or more field goals:	South Carolina: Meechie Johnson (10), vs. #24/24 Florida (Mar. 2, 2024), in Columbia, S.C. Opponent: Allen Flanigan (11), Ole Miss (Feb. 6, 2024), in Columbia, S.C.
Attempted 20 or more field goals:	South Carolina: Gregory "GG" Jackson II (20), vs. Ole Miss (March 8, 2023), in Nashville, Tenn. Opponent: Dalton Knecht (23), #4/4 Tennessee (Mar. 6, 2024), in Columbia, S.C.
Attempted 25 or more field goals:	South Carolina: Sindarius Thornwell (25), vs. Alabama (Feb. 7, 2017) in Columbia, S.C. Opponent: Brandon Miller (25), No. 2/2 Alabama (Feb. 22, 2023) in Columbia, S.C.
Dished 10 or more assists:	South Carolina: Jermaine Couisnard (10), vs. Miss. State (March 3, 2020) in Columbia, S.C. Opponent: Zakai Zeigler (11), No. 11/13 Tennessee (Feb. 25, 2023) in Knoxville, Tenn.
Swiped 5 or more steals:	South Carolina: Erik Stevenson (6), vs. Princeton (Nov. 12, 2021) in Asheville, N.C. Opponent: Myles Burns (6), Ole Miss (March 8, 2023), in Nashville, Tenn.
Blocked 5 or more shots:	South Carolina: Maik Kotsar (6), vs. North Greenville (Dec. 31, 2018) in Columbia, S.C. Opponent: Moussa Cisse (5), Ole Miss (Feb. 24, 2024), in Oxford, Miss.
Made 5 or more 3-point field goals:	South Carolina: B.J. Mack (5), vs. Vanderbilt (Feb. 10, 2024), in Columbia, S.C. Opponent: Dalton Knecht (5), #4/4 Tennessee (Mar. 6, 2024), in Columbia, S.C.
Attempted 8 or more 3-point field goals:	South Carolina: Ta'Lon Cooper (8), vs. #4/4 Tennessee (Mar. 6, 2024), in Columbia, S.C. Opponent: Dalton Knecht (11), #4/4 Tennessee (Mar. 6, 2024), in Columbia, S.C.
Made 10 or more free throws:	South Carolina: Gregory "GG" Jackson II (11), at Miss. State (Feb. 28, 2023), in Starkville, Miss. Opponent: Kelton Talford (10), Winthrop (Dec. 19, 2023), in Columbia, S.C.
Attempted 15 or more free throws:	South Carolina: Chris Silva (16), vs. Georgia (March 9, 2019) in Columbia, S.C. Opponent: Kario Oquendo (15), Georgia (Jan. 28, 2023) in Athens, Ga.
Played all 40 minutes of regulation:	South Carolina: AJ Lawson, at LSU (Jan. 16, 2021) in Baton Rouge, La. Opponent: Hunter Cattoor, Virginia Tech (Nov. 10, 2023), in Charlotte, N.C.
A player hit a last-second shot (within 3 seconds) to win a game:	South Carolina: Zachary Davis (right-handed layup), at Texas A&M, (Feb. 28, 2024), in College Station, Texas Opponent: Brandon Miller (left-handed layup), No. 2/2 Alabama (Feb. 22, 2023) in Columbia, S.C.
A player had a double-double:	South Carolina: Collin Murray-Boyles (11 pts, 11 reb), vs. #4/4 Tennessee (Mar. 6, 2024), in Columbia, S.C. Opponent: Tyrece Radford (19 pts, 10 reb), Texas A&M (Feb. 28, 2024), in College Station, Texas
Two or more players had a double-double:	South Carolina: Gregory "GG" Jackson II (20 pts, 10 reb) & Josh Gray (11 pts, 13 reb), at Florida (Jan. 25, 2023), in Gainesville, Fla. Opponent: Nicolas Claxton (13 pts, 10 reb) & Derek Ogbeide (11 pts, 10 reb), Georgia (March 9, 2019) in Columbia, S.C..
A player had a triple-double:	South Carolina: Sam Muldrow (16 points, 14 rebounds, 10 blocks) vs. Vanderbilt (Jan. 8, 2011) in Columbia, S.C. Opponent: Daniel Hackett (Southern California - 22 points, 10 rebounds, 10 assists) (Nov. 17, 2007) in Columbia, S.C.

**** Only second triple-double in South Carolina history (Chuck Eidson (25 points, 10 rebounds, 10 assists) vs. SC State (Nov. 29, 2002) in Columbia, S.C..*

Scored 30 or more points in back-to-back games:	South Carolina: Devan Downey, 30 vs. Kentucky (Jan. 26, 2010) in Columbia, S.C. 33 vs. Georgia (Jan. 30, 2010) in Columbia, S.C.
Scored 25 or more points in back-to-back games:	South Carolina: AJ Lawson, 25 vs. Florida A&M (Jan. 2, 2021) 30 vs. Texas A&M (Jan. 6, 2021)

A TEAM ...

Scored 100 or more points:	South Carolina: 105 vs. Army (Dec. 22, 2021) in Columbia, S.C. Opponent: 101, Auburn (Feb. 14, 2024) in Auburn, Ala.
Scored 50 points or less:	South Carolina: 47, at Alabama (Jan. 9, 2024), in Tuscaloosa, Ala. Opponent: 43, vs. Elon (Dec. 19, 2023), in Columbia, S.C..
Scored 50 points in a half:	South Carolina: 51 (2nd half), vs. No. 24/24 Florida (Mar. 2, 2024) in Columbia, S.C. Opponent: 51 (2nd half), No. 13/12 Auburn (Feb. 14, 2024), in Auburn, Ala.
Failed to score 25 points in a half:	South Carolina: 24 (1st half), vs. No. 4/4 Tennessee (Mar. 6, 2024), in Columbia, S.C. Opponent: 22 (1st half), Ole Miss (Feb. 24, 2024), in Oxford, Miss.

Collected 50 or more rebounds:	South Carolina: 51, vs. Western Kentucky (Dec. 22, 2022), in Columbia, S.C. Opponent: 51, Clemson (Dec. 18, 2021) in Clemson, S.C.
Shot 60% or better from the field:	South Carolina: 60.0% (39-65), vs. High Point (March 15, 2016) in Columbia, S.C. Opponent: 61.0% (36-59) No. 13/12 Auburn (Feb. 14, 2024) in Auburn, Ala.
Shot 50% or better from the field:	South Carolina: 51.7% (30-58), vs. Vanderbilt (Feb. 10, 2024), in Columbia, S.C. Opponent: 50.9% (28-55), Ole Miss (Feb. 6, 2024), in Columbia, S.C.
Shot less than 30% from the field:	South Carolina: 25.0% (12-48), vs. No. 8/9 Tennessee (Jan. 7, 2023), in Columbia, S.C. Opponent: 27.3% (15-55), Texas A&M (Feb. 8, 2020) in Columbia, S.C.
Shot 50% or better from 3-point range (at least 10 attempts):	South Carolina: 50.0% (9-18), at Arkansas (Jan. 20, 2024), in Fayetteville, Ark. Opponent: 60.0% (12-20), No. 13/12 Auburn (Feb. 14, 2024), in Auburn, Ala.
Shot 20% or less from 3-point range (at least 10 attempts):	South Carolina: 20.0% (3-15), at No. 13/12 Auburn (Feb. 14, 2024), in Auburn, Ala. Opponent: 11.8% (2-17), Texas A&M (Feb. 28, 2024), in College Station, Texas
Dished 20 or more assists:	South Carolina: 22, at Texas A&M (Feb. 28, 2024), in College Station, Texas Opponent: 22, No. 13/12 Auburn (Feb. 14, 2024) in Auburn, Ala.
Made 35 or more shots:	South Carolina: 45, vs. Allen (Dec. 14, 2021) in Columbia, S.C. Opponent: 36, No. 13/12 Auburn (Feb. 14, 2024) in Auburn, Ala.
Attempted 80 or more shots:	South Carolina: 82, vs. No. 5/4 Kentucky, (Feb. 8, 2022) in Columbia, S.C. Opponent: 83, LSU (Feb. 10, 1996) in Columbia, S.C.
Attempted 70 or more shots:	South Carolina: 71,vs. VMI (Nov. 13, 2023), in Columbia, S.C. Opponent: 72, Army (Dec. 22, 2021) in Columbia, S.C.
Made 10 or more 3-pointers:	South Carolina: 10, at Tennessee (Jan. 30, 2024), in Knoxville, Tenn. Opponent: 10, No. 24/24 Florida (Mar. 2, 2024), in Columbia, S.C.
Did not make a 3-pointer:	South Carolina: vs. USC Upstate (Nov. 6, 2018) in Columbia Opponent: Mississippi State (Feb. 23, 2022) in Columbia, S.C.
Attempted 30 or more 3-pointers:	South Carolina: 30, vs. Elon (Dec. 19, 2023), in Columbia, S.C. Opponent: 37, Vanderbilt (Feb. 14, 2023) in Columbia, S.C.
Attempted 25 or more 3-pointers:	South Carolina: 29, vs. No. 4/4 Tennessee (Mar. 6, 2024), in Columbia, S.C. Opponent: 28, Georgia (Feb. 3, 2024) in Athens, Ga.
Made 30 or more free throws:	South Carolina: 35, vs. Alabama (Feb. 7, 2017), in Columbia, S.C. Opponent: 34, Ole Miss (Feb. 13, 2021) in Columbia, S.C.
Attempted 40 or more free throws:	South Carolina: 50, vs. Alabama (Feb. 7, 2017) in Columbia, S.C. Opponent: 44, Ole Miss (Feb. 13, 2021) in Columbia, S.C.
Swiped 15 or more steals:	South Carolina: 15, at Georgia (Feb. 27, 2021) in Athens, Ga. Opponent: 15, Georgia (Jan. 28, 2023) in Athens, Ga.
Blocked 12 or more shots:	South Carolina: 12, vs. Coastal Carolina (Nov. 30, 2018) in Coulmbia, S.C. Opponent: 12, Florida (Feb. 3, 2021) in Gainesvlle, Fla.
Blocked 8 or more shots:	South Carolina: 8, vs. Georgia (Jan. 16, 2024) in Columbia, S.C. Opponent: 11, Ole Miss (Feb. 24, 2024), in Oxford, Miss.
Won by 30 or more points:	South Carolina: 32, vs. Florida A&M (Jan. 3, 2023), in Columbia, S.C. Opponent: 40, No. 13/12 Auburn (Feb. 14, 2024) in Auburn, Ala.
Won by 20 or more points:	South Carolina: 27, vs. Elon (Dec. 19, 2023), in Columbia, S.C. Opponent: 21, Florida (Jan. 25, 2023), in Gainesville, Fla.
Played a single overtime game:	Win: 71-69, at Missouri (Jan. 13, 2024), in Columbia, Mo. Loss: 78-76, vs. No. 2/2 Alabama (Feb. 22, 2023) in Columbia, S.C.
Played a double overtime game:	Win: 87-85 vs. WKU (Nov. 27, 2010) in Bowling Green, Ky. Loss: 98-88 vs. Louisville (Feb. 20, 1988) in Columbia, S.C.
South Carolina played a No. 1 Team in the country:	Win: 68-62 vs. No. 1/1 Kentucky (Jan. 26, 2010) in Columbia, S.C. Loss: 85-73 loss to No. 1/1 Tennessee (Feb. 13, 2019) in Knoxville, Tenn.
South Carolina played a top-5 opponent:	Win: 63-59 at No. 5/5 Tennessee, (Jan. 30, 2024) in Knoxville, Tenn. Loss: 59-66 loss to No. 4/4 Tennessee (Mar. 6, 2023) in Columbia, S.C.
South Carolina played a top-10 opponent:	Win: 63-59 win at No. 5/5 Tennessee (Jan. 30, 2024) in Knoxville, Tenn. Loss: 85-42 loss vs. No. 8/9 Tennessee (Jan. 7, 2023), in Columbia, S.C.
South Carolina played a top-25 opponent:	Win: 82-76 win vs. No. 24/24 Florida (Mar. 2, 2024) in Columbia, S.C. Loss: 61-101 loss at No. 13/12 Auburn (Feb. 14, 2024), in Auburn, Ala.
South Carolina defeated a ranked opponent:	Home: 82-76 win vs. No. 24/24 Florida (Mar. 2, 2024) in Columbia, S.C. Away: 63-59 win at No.5/5 Tennessee (Jan. 30, 2024) in Knoxville, Tenn. Neutral: 77-70 vs. No. 20/17 Florida (March 26, 2017) in New York City SEC Home: 82-76 win vs. No. 24/24 Florida (Mar. 2, 2024) in Columbia, S.C. SEC Away: 63-59 win at No.5/5 Tennessee (Jan. 30, 2024) in Knoxville, Tenn.
South Carolina defeated a top-10 opponent	Home: 79-62 win vs. No. 6/6 Kentucky (Jan. 23, 2024) in Columbia, S.C. Away: 63-59 win at No. 5/5 Tennessee (Jan. 30, 2024) in Knoxville, Tenn. Neutral: 88-81 win vs. No. 7/7 Duke (March 19, 2017) in Greenville, S.C.
A South Carolina win opened the season:	Home: 82-53 win vs. USC Upstate (Nov. 6, 2023), in Columbia, S.C. Away: 73-52 win at Wofford (Nov. 10, 2017) in Spartanburg, S.C. Neutral: 74-61 win vs. Chaminade (Nov. 19, 2001) in Maui, Hawaii (Maui Invite)
South Carolina opened SEC play:	Home: 68-62 win vs. Miss. State (Jan. 6, 2024), in Columbia, S.C. Away: 84-79 OT loss at Vanderbilt (Jan. 3, 2023), in Nashville, Tenn.

0 EBRIMA DIBBA *Ee-BRIME-uh DEEB-ah*

RSr. • Guard • 6-5 • 214 • Bredäng, Sweden // Coastal Carolina

INSTAGRAM: @ebrimadibba_
TWITTER: @_EbrimaDibba

CAREER HIGHS

Single Game Highs

Statistic	Value	
Points	19	vs Utah 11/21/19
Rebounds	10	vs Ga. Southern 02/21/21, vs App State 03/07/21, at South Alabama 03/28/22
Assists	12	vs ULM 12/30/21
Steals	6	vs Columbia Int'l 12/03/20
Blocks	1	7 times
FG Made	7	4 times
FG Attempts	15	at DePaul 03/27/19
3FG Made	2	7 times
3FG Attempts	6	at DePaul 03/27/19
FT Made	9	vs Winthrop 12/04/21
FT Attempts	12	vs Winthrop 12/04/21

SUPERLATIVES

	'23-24	Career
Double-figure scoring	-	39
Double-figure rebounding	-	3
Double-figure assists	-	5
Double-double	-	4
5+ assists	-	1
2+ steals	-	34
Team high scoring	-	-
Team high rebounding	-	-
Team high assists	-	-
Team high steals	-	-

*includes led, or shared team high ; * Carolina ONLY*

2023-24 GAME-BY-GAME

				Total		3-Pointers		Free throws		Rebounds										
Opponent	Date	GS	MIN	FG-FGA	PCT	3FG-3FGA	PCT	FT-FTA	PCT	OFF	DEF	TOT	AVG	PF	A	TO	BLK	STL	PTS	AVG
USC Upstate	11/06/2023		02:49	0-1	.000	0-0	.000	0-0	.000	0	0	0	0.0	1	1	1	0	0	0	0.0
at Texas A&M	02/28/2024		06:19	1-3	.333	0-1	.000	0-1	.000	0	0	0	0.0	0	0	0	0	0	2	1.0
Florida	03/02/2024		01:55	0-0	.000	0-0	.000	0-0	.000	0	0	0	0.0	0	0	0	0	0	0	0.7
Totals		**0**	**11:03**	**1-4**	**.250**	**0-1**	**.000**	**0-1**	**.000**	**0**	**0**	**0**	**0.0**	**1**	**1**	**1**	**0**	**0**	**2**	**0.7**

Player Averages

Games Played	Minutes/ game	Points/ game	FG Pct	3FG Pct	FT Pct	Rebounds/ game	Assists/ game	Turnovers/ game	Assist/Turnover ratio	Steals/ game	Blocks/ game
3	3.7	0.7	25.0	0.0	0.0	0.0	0.3	0.3	1.0	0.0	0.0

PLAYER BIO

2023-24

• Experienced player who eturns after suffering a season-ending achilles injury in summer workouts back in June of 2022

PRE-SOUTH CAROLINA

• Scored his first career points as a Gamecock in win at Texas A&M on Feb. 28.
• Played 90 games at Coastal Carolina and started 87 games
• Averaged 8.2 points, 5.2 assists and 4.8 rebounds per game over his four seasons as a Chanticleer
•Scored 10 or more points in 39 games in a Coastal Carolina uniform
• Assisted on 10 or more made baskets in five games, two of which notched him a double-double
• Earned a points/assists double-double on Feb. 2, 2019, against Louisiana and on Dec. 6, 2021, against Mercer
• Collected 10 or more rebounds on three different occasions, two of which clinched a double-double
• Earned a points/rebounds double-double against Georgia Southern on Feb. 21, 2021, and against March 7, 2021, against Appalachian State
• Scored a career-high 19 points against Utah on Nov. 21, 2019 and made seven of his 11 field goal attempts
• Dished a career-high 12 assists against Louisiana-Monroe on Dec. 30, 2021
• Swiped multiple steals in 34 games, including grabbing a career-high six steals on Dec. 3, 2021, against Columbia International
• Was named to the 2021 Sun Belt Conference Commissioner's List ; was also named to the Coastal Carolina President's List in 2021 (4.0 GPA)

PERSONAL

• Son of
• Has two brothers and two sisters
• Sport & entertainment managment major
• Diehard fan of Chelsea Football Club ; soccer is favorite sport other than basketball
• Close friends with Alexander Isak, striker for Newcastle United of the English Premier League
• Earliest basketball memory is playing with his big brother around 9-10 years old

CAREER STATS

				Field Goals		3-Point		F-Throws		Rebounds									Scoring	
SEASON	TEAM	GP-GS	MIN/AVG	FG-FGA	FG%	3FG-3FGA	3FG%	FT-FTA	FT%	OFF	DEF	TOT	AVG	PF-FO	A	TO	BLK	STL	PTS	AVG
2018-19	CCU	26-24	797/30.6	74-163	.454	13-43	.302	60-78	.769	9	98	107	4.1	48-0	123	67	4	34	221	8.5
2019-20	CCU	6-6	183/30.5	23-52	.442	2-4	.500	17-18	.944	7	18	25	4.2	10-0	29	9	0	10	65	10.8
2020-21	CCU	26-26	856/32.9	70-160	.438	11-37	.297	45-60	.750	21	124	145	5.6	42-0	143	78	3	40	196	7.5
2021-22	CCU	32-31	1063/33.2	85-185	.459	11-31	.355	77-96	.802	19	133	152	4.8	55-1	173	92	0	45	258	8.1
2023-24	USC	3-0	11/3.7	1-4	.250	0-1	.000	0-1	.000	0	0	0	0.0	1-0	1	1	0	0	2	0.7
TOTAL FOR USC		**3-0**	**11/3.7**	**1-4**	**.250**	**0-1**	**.000**	**0-1**	**.000**	**0**	**0**	**0**	**0.0**	**1-0**	**1**	**1**	**0**	**0**	**2**	**0.7**
TOTAL		**93-87**	**2910/31.3**	**253-564**	**.449**	**37-116**	**.319**	**199-253**	**.787**	**56**	**373**	**429**	**4.6**	**156-1**	**469**	**247**	**7**	**129**	**742**	**8.0**

1 JACOBI WRIGHT

Jr. • Guard • 6-2 • 182 • Fort Mill, S.C. // Legacy Early College (Greenville, S.C.)

INSTAGRAM: @_jacobi
TWITTER: @JacobiWright
TIKTOK: @_jacobiwright

CAREER HIGHS

Single Game Highs

Statistic	Value	
Points	18	at LSU 02/18/23, vs Alabama 02/22/23
Rebounds	6	vs Georgetown 12/05/21, vs Eastern Mich. 12/30/22
Assists	6	vs Georgetown 12/05/21
Steals	2	9 times
Blocks	1	4 times
FG Made	7	vs Alabama 02/22/23
FG Attempts	12	vs USC Upstate 11/25/22, vs Florida 03/02/24
3FG Made	5	at LSU 02/18/23
3FG Attempts	8	at LSU 02/18/23, vs Florida 03/02/24
FT Made	5	vs Georgia 03/04/23
FT Attempts	8	vs Georgia 03/04/23

SUPERLATIVES

	'23-24	Career
Double-figure scoring	8	19
Double-figure assists	-	-
Double-double	-	-
5+ assists	1	2
2+ steals	2	9
Team high scoring	-	-
Team high rebounding	-	-
Team high assists	4	22
Team high steals	5	11

includes led, or shared team high

2023-24 GAME-BY-GAME

				Total		3-Pointers		Free throws		Rebounds										
Opponent	Date	GS	MIN	FG-FGA	PCT	3FG-3FGA	PCT	FT-FTA	PCT	OFF	DEF	TOT	AVG	PF	A	TO	BLK	STL	PTS	AVG
USC Upstate	11/06/2023		20:49	4-7	.571	1-1	1.000	0-0	.000	1	2	3	3.0	1	2	1	0	0	9	9.0
vs Virginia Tech	11/10/2023		22:13	4-7	.571	1-2	.500	3-3	1.000	0	1	1	2.0	2	0	2	0	1	12	10.5
VMI	11/13/2023		25:29	3-7	.429	2-2	1.000	1-2	.500	0	3	3	2.3	2	2	1	0	1	9	10.0
vs DePaul	11/17/2023		24:27	2-5	.400	0-2	.000	2-2	1.000	0	3	3	2.5	2	2	2	0	0	6	9.0
vs Grand Canyon	11/19/2023		25:49	4-5	.800	0-0	.000	2-2	1.000	0	1	1	2.2	1	3	1	0	1	10	9.2
Notre Dame	11/28/2023		26:14	1-5	.200	1-2	.500	4-4	1.000	1	0	1	2.0	1	2	1	0	1	7	8.8
George Washington	12/01/2023		19:48	1-6	.167	1-3	.333	2-2	1.000	1	2	3	2.1	0	3	0	0	0	5	8.3
at Clemson	12/06/2023		20:44	0-5	.000	0-2	.000	0-0	.000	0	1	1	2.0	0	1	1	0	0	0	7.3
at East Carolina	12/09/2023		19:21	0-4	.000	0-4	.000	0-0	.000	1	2	3	2.1	0	3	1	0	0	0	6.4
Charleston So.	12/16/2023		21:39	2-4	.500	0-1	.000	0-0	.000	1	2	3	2.2	0	1	0	0	0	4	6.2
Winthrop	12/19/2023		21:00	3-5	.600	1-2	.500	0-0	.000	0	0	0	2.0	3	2	0	0	2	7	6.3
Elon	12/22/2023	*	27:01	4-9	.444	0-4	.000	2-2	1.000	0	3	3	2.1	2	3	1	1	2	10	6.6
Florida A&M	12/30/2023		18:20	1-8	.125	0-5	.000	3-5	.600	0	0	0	1.9	1	2	1	0	1	5	6.5
Mississippi St.	01/06/2024		11:12	1-4	.250	1-2	.500	0-0	.000	0	1	1	1.9	0	1	0	0	0	3	6.2
at Alabama	01/09/2024		20:46	1-3	.333	0-1	.000	0-0	.000	0	0	0	1.7	2	0	0	0	0	2	5.9
at Missouri	01/13/2024		29:26	3-8	.375	1-2	.500	4-4	1.000	0	3	3	1.8	3	0	1	0	0	11	6.3
Georgia	01/16/2024		27:28	3-8	.375	0-4	.000	1-2	.500	0	1	1	1.8	2	0	2	0	0	7	6.3
at Arkansas	01/20/2024		26:18	2-7	.286	1-5	.200	0-0	.000	0	0	0	1.7	3	5	0	0	0	5	6.2
Kentucky	01/23/2024		27:16	4-8	.500	4-6	.667	2-4	.500	0	2	2	1.7	1	1	0	0	1	14	6.6
Missouri	01/27/2024		25:39	3-5	.600	2-4	.500	3-4	.750	0	4	4	1.8	2	3	0	0	1	11	6.9
at Tennessee	01/30/2024		26:53	1-4	.250	1-2	.500	0-0	.000	1	2	3	1.9	3	1	0	0	0	3	6.7
at Georgia	02/03/2024		17:49	1-4	.250	0-2	.000	0-0	.000	1	2	3	1.9	0	4	0	0	0	2	6.5
Ole Miss	02/06/2024		15:31	1-3	.333	1-3	.333	0-0	.000	1	0	1	1.9	1	1	0	0	0	3	6.3
Vanderbilt	02/10/2024		20:09	1-3	.333	1-2	.500	0-0	.000	0	0	0	1.8	1	3	0	0	0	3	6.2
at Auburn	02/14/2024		20:45	0-3	.000	0-1	.000	0-2	.000	1	0	1	1.8	3	1	0	0	0	0	5.9
LSU	02/17/2024		21:55	3-7	.429	2-5	.400	0-0	.000	0	1	1	1.7	1	0	0	0	1	8	6.0
at Ole Miss	02/24/2024		26:18	4-7	.571	2-3	.667	0-0	.000	1	1	2	1.7	4	3	1	0	1	10	6.1
at Texas A&M	02/28/2024		21:55	1-3	.333	1-2	.500	0-0	.000	0	2	2	1.8	1	1	0	0	0	3	6.0
Florida	03/02/2024		26:23	5-12	.417	4-8	.500	2-5	.400	1	1	2	1.8	1	0	0	0	0	16	6.4
Tennessee	03/06/2024		28:35	0-3	.000	0-2	.000	1-2	.500	0	4	4	1.8	0	3	2	1	1	1	6.2
Totals		**1**	**687:11**	**63-169**	**.373**	**28-84**	**.333**	**32-45**	**.711**	**11**	**44**	**55**	**1.8**	**43**	**53**	**18**	**2**	**14**	**186**	**6.2**

Player Averages

Games Played	Minutes/ game	Points/ game	FG Pct	3FG Pct	FT Pct	Rebounds/ game	Assists/ game	Turnovers/ game	Assist/Turnover ratio	Steals/ game	Blocks/ game
30	22.9	6.2	37.3	33.3	71.1	1.8	1.8	0.6	2.9	0.5	0.1

PLAYER BIO

AWARDS/HONORS

- SEC Academic Honor Roll – 2021-22, 2022-23
- SEC Community Service Team – 2022

2023-24

- Led Carolina in assists vs. No. 4/4 Tennessee (Mar. 6).
- Vital off the bench in Carolina's 79-62 win over No. 6/6 Kentucky on Jan. 23, 2024. Had 14 points knocking down four triples.
- Eight double-figure scoring games this season ; team 8-0 when he scores 10+
- Made first start of season in place of injured Meechie Johnson in blowout win over Elon (Dec. 22) ; had 10 points, three assists and team-high two steals

CAREER HIGHLIGHTS

- Became key contributor in sophomore campaign, playing in 32 games with 15 starts including the final nine games of the season
- Averaged 7.3 points, 2.1 rebounds and 1.8 assists per game ; scored in double figures nine times and dished out three or more assists on 10 occasions
- Came off the bench in rivalry win vs. Clemson (Nov. 11) and had 10 points, four rebounds and two assists
- Had 13 points off the bench in overtime game at Georgia (Jan. 28) ; was his first career SEC game in double figures
- Led the team to a comeback victory on the road at Ole Miss (Feb. 11) with 17 points, five rebounds and four assists ; nailed a go-ahead corner 3 with 44 seconds remaining in the 64-61 victory
- Led the team to victory again on the road with a career-high 18 points at LSU (Feb. 18) ; went 5-of-8 from behind the arc, marking career highs in both categories
- Scored 18 points again the ensuing game vs. No. 2/2 Alabama (Feb. 22) ; went 7-of-10 from the field and 4-for-4 at the free throw line in the back-and-forth, overtime thriller
- Appeared in 31 games making nine starts in first season on campus in 2021-22
- Averaged 3.4 points, 1.8 assists and 1.6 rebounds per game

PERSONAL

- Son of Chris and Mikisha Wright ; has a younger sister, Kiana
- His advice to young people is "believe in yourself, or nobody else will, everyone's journey is different."
- Began playing basketball at the age of five
- Lists Devin Booker as his favorite professional basketball player
- A sport and entertainment management major

CAREER STATS

				Field Goals		3-Point		F-Throws		Rebounds									Scoring	
SEASON	TEAM	GP-GS	MIN/AVG	FG-FGA	FG%	3FG-3FGA	3FG%	FT-FTA	FT%	OFF	DEF	TOT	AVG	PF-FO	A	TO	BLK	STL	PTS	AVG
2021-22	USC	30-9	465/15.5	36-113	.319	11-43	.256	20-28	.714	7	40	47	1.6	36-0	55	38	1	15	103	3.4
2022-23	USC	32-15	941/29.4	82-207	.396	28-80	.350	42-57	.737	14	53	67	2.1	56-0	57	31	1	17	234	7.3
2023-24	USC	30-1	687/22.9	63-169	.373	28-84	.333	32-45	.711	11	44	55	1.8	43-0	53	18	2	14	186	6.2
TOTAL		**92-25**	**2092/22.7**	**181-489**	**.370**	**67-207**	**.324**	**94-130**	**.723**	**32**	**137**	**169**	**1.8**	**135-0**	**165**	**87**	**4**	**46**	**523**	**5.7**

2 B.J. MACK

Gr. • Forward • 6-8 • 260 • Charlotte, N.C. // Wofford

INSTAGRAM: @thebjmack
TWITTER: @thebjmack33
TIKTOK: @thebjmack

CAREER HIGHS

Single Game Highs

Statistic	Value	
Points	28	at Gardner-Webb 12/08/21, at UNC Greensboro 02/12/23
Rebounds	13	at Gardner-Webb 12/08/21, vs VMI 11/13/23
Assists	6	vs Hampton 11/19/21
Steals	3	at Chattanooga 01/25/23, vs VMI 11/13/23
Blocks	2	11 times
FG Made	10	at Gardner-Webb 12/08/21, at ETSU 01/08/22
FG Attempts	20	at UNC Greensboro 02/12/23
3FG Made	5	at UNC Greensboro 02/12/23, vs Vanderbilt 02/10/24
3FG Attempts	9	vs Vanderbilt 02/10/24
FT Made	9	vs Samford 01/28/23, vs Grand Canyon 11/19/23
FT Attempts	11	at Gardner-Webb 12/08/21, vs Missouri 01/27/24

SUPERLATIVES

	'23-24	Career
Double-figure scoring	18	79
Double-figure rebounding	1	8
Double-double	1	8
5+ assists	-	3
2+ blocks	4	11
3+ steals	1	2
Team high scoring	8	8*
Team high rebounding	8	8*
Team high assists	1	1*
Team high blocks	7	7*

*includes led, or shared team high ; * Carolina ONLY*

2023-24 GAME-BY-GAME

				Total		3-Pointers		Free throws		Rebounds										
Opponent	Date	GS	MIN	FG-FGA	PCT	3FG-3FGA	PCT	FT-FTA	PCT	OFF	DEF	TOT	AVG	PF	A	TO	BLK	STL	PTS	AVG
USC Upstate	11/06/2023	*	20:02	4-9	.444	3-6	.500	2-2	1.000	1	2	3	3.0	3	1	2	1	0	13	13.0
vs Virginia Tech	11/10/2023	*	25:46	9-16	.563	1-4	.250	0-1	.000	1	5	6	4.5	3	1	1	0	0	19	16.0
VMI	11/13/2023	*	28:52	5-11	.455	1-3	.333	6-7	.857	6	7	13	7.3	0	0	0	1	3	17	16.3
vs DePaul	11/17/2023	*	15:59	2-5	.400	0-3	.000	0-0	.000	0	1	1	5.8	4	1	4	0	0	4	13.3
vs Grand Canyon	11/19/2023	*	26:23	7-12	.583	4-7	.571	9-9	1.000	1	2	3	5.2	4	2	2	0	1	27	16.0
Notre Dame	11/28/2023	*	26:49	6-15	.400	1-5	.200	4-5	.800	1	3	4	5.0	2	2	0	0	1	17	16.2
George Washington	12/01/2023	*	24:09	7-13	.538	4-8	.500	2-2	1.000	1	2	3	4.7	1	1	0	2	1	20	16.7
at Clemson	12/06/2023	*	31:39	3-13	.231	0-6	.000	4-6	.667	1	6	7	5.0	2	1	2	1	0	10	15.9
at East Carolina	12/09/2023	*	27:42	4-11	.364	1-4	.250	4-7	.571	1	7	8	5.3	4	2	0	1	0	13	15.6
Charleston So.	12/16/2023	*	23:55	7-14	.500	2-6	.333	0-0	.000	0	4	4	5.2	1	2	1	0	0	16	15.6
Winthrop	12/19/2023	*	24:21	3-9	.333	0-1	.000	2-2	1.000	2	5	7	5.4	3	3	3	2	0	8	14.9
Elon	12/22/2023	*	23:34	4-10	.400	1-2	.500	0-0	.000	2	0	2	5.1	2	3	1	0	1	9	14.4
Florida A&M	12/30/2023	*	18:38	3-3	1.000	1-1	1.000	2-2	1.000	0	5	5	5.1	1	0	0	2	1	9	14.0
Mississippi St.	01/06/2024	*	30:01	1-9	.111	0-3	.000	3-6	.500	2	4	6	5.1	3	0	0	2	1	5	13.4
at Alabama	01/09/2024	*	26:31	2-10	.200	1-4	.250	2-2	1.000	2	4	6	5.2	1	1	4	0	1	7	12.9
at Missouri	01/13/2024	*	26:41	7-13	.538	1-5	.200	6-6	1.000	2	2	4	5.1	0	2	2	0	0	21	13.4
Georgia	01/16/2024	*	27:35	5-13	.385	1-6	.167	5-6	.833	3	2	5	5.1	3	0	1	1	0	16	13.6
at Arkansas	01/20/2024	*	24:20	6-10	.600	3-4	.750	3-5	.600	1	8	9	5.3	1	3	0	0	0	18	13.8
Kentucky	01/23/2024	*	28:29	3-13	.231	2-5	.400	0-0	.000	0	6	6	5.4	2	1	1	0	0	8	13.5
Missouri	01/27/2024	*	25:48	6-11	.545	2-5	.400	7-11	.636	2	3	5	5.4	2	1	2	1	0	21	13.9
at Tennessee	01/30/2024	*	26:22	4-15	.267	1-8	.125	7-8	.875	1	4	5	5.3	3	1	2	0	0	16	14.0
at Georgia	02/03/2024	*	18:06	3-10	.300	0-3	.000	3-5	.600	0	1	1	5.1	1	1	3	0	0	9	13.8
Ole Miss	02/06/2024	*	23:25	2-9	.222	0-4	.000	2-4	.500	1	2	3	5.0	2	0	2	0	0	6	13.4
Vanderbilt	02/10/2024	*	23:51	6-13	.462	5-9	.556	1-1	1.000	1	5	6	5.1	2	2	0	0	0	18	13.6
at Auburn	02/14/2024	*	21:12	3-7	.429	1-2	.500	7-8	.875	1	0	1	4.9	2	0	1	0	0	14	13.6
LSU	02/17/2024	*	26:31	8-13	.615	1-3	.333	1-1	1.000	1	8	9	5.1	1	3	1	0	0	18	13.8
at Ole Miss	02/24/2024	*	26:26	6-13	.462	3-7	.429	2-3	.667	0	2	2	5.0	3	2	0	0	0	17	13.9
at Texas A&M	02/28/2024	*	21:43	2-8	.250	1-5	.200	1-2	.500	0	1	1	4.8	4	1	0	0	0	6	13.6
Florida	03/02/2024	*	19:39	1-7	.143	0-5	.000	0-0	.000	0	0	0	4.7	1	3	1	0	0	2	13.2
Tennessee	03/06/2024	*	25:27	3-9	.333	2-4	.500	0-0	.000	0	2	2	4.6	3	0	1	0	0	8	13.1
Totals		**30**	**739:59**	**132-324**	**.407**	**43-138**	**.312**	**85-111**	**.766**	**34**	**103**	**137**	**4.6**	**64**	**40**	**37**	**14**	**10**	**392**	**13.1**

Player Averages

Games Played	Minutes/ game	Points/ game	FG Pct	3FG Pct	FT Pct	Rebounds/ game	Assists/ game	Turnovers/ game	Assist/Turnover ratio	Steals/ game	Blocks/ game
30	24.7	13.1	40.7	31.2	76.6	4.6	1.3	1.2	1.1	0.3	0.5

PLAYER BIO

AWARDS/HONORS

- NABC First Team All-District (2022, 2023)
- First Team All-SoCon (2023)
- Second Team All-SoCon (2022)
- Arizona Tip-Off All-Tournament Team/MVP (2023)
- SoCon All-Tournament Team (2022)
- SoCon Academic Honor Roll (2022)

2023-24

- Double-figure scoring in four of his last seven games.
- Had 18 points and tied a career-high with five 3s in win vs. Vanderbilt on (Feb. 10).
- Scored 16 points and grabbed five rebounds in win at No. 5/5 Tennessee on (Jan. 30).
- Led Carolina with 21 points in win vs. Missouri on (Jan. 27). Team is 4-0 when he scores 20+.
- Led team with 18 points and nine rebounds in road win at Arkansas (Jan. 20). Scored in double-figures in three consecutive games.
- Led team with 21 points in road win at Mizzou (Jan. 13).
- Had second 20 point game of season in blowout win over George Washington (Dec. 1) ; hit four 3s as team made school record 18 triples
- Named Arizona Tip-Off MVP after scoring 21 of his 27 points in the second half of the title game against Grand Canyon (Nov. 19) ; hit four 3s and went 9-for-9 at the FT line
- 17 points and 13 rebounds for 8th career double-double in 74-64 win over VMI (Nov. 13)
- Scored game-winning bucket with 20 sec. remaining in 79-77 win over Virginia Tech (Nov. 10) in the Hall of Fame Series at the Spectrum Center ; 15 of his 19 pts came in 2nd half

CAREER HIGHLIGHTS

- In 85 games played (69 starts) in three seasons at Wofford (2020-23), Mack averaged 14.1 points, 5.2 rebounds and 1.5 assists per game
- Started all 32 games in 2022-23 and averaged 16.6 points, 5.6 rebounds and 1.4 assists per game
- Started all 32 games again in 2021-22, averaging 16.5 points, 6.1 rebounds and 2.2 assists per game ; shot 53.6 percent (199-of-371) from the field and 44.8 percent from 3 (39-of-87)
- Owned a career 50.6 (443-of-876) field goal percentage for the Terriers
- A threat from behind the arc, shot 36.6 percent (108-of-225) from distance in his three seasons at Wofford
- Shot a career-best 44.8 percent (39-of-87) from 3-point territory as a junior in 2021-22 ; also a career 82.1 percent (211-of-257) free throw shooter
- Began his college career at USF in 2019-20 and averaged 2.1 points and 1.2 rebounds per game in limited action for the Bulls
- Chose the Gamecocks over offers from Alabama, Iowa, Arkansas, LSU, Vanderbilt. Florida and Ole Miss

PERSONAL

- Son of Brian and Larrietta Mack – has a younger sister, Briah
- Graduated with a degree in sociology and anthropology from Wofford
- Two of his uncles helped construct the safe rooms at The White House
- Favorite food is Chipotle and favorite movie is Rush Hour 3
- Dream car is Lamborghini Urus truck

CAREER STATS

				Field Goals		3-Point		F-Throws		Rebounds									Scoring	
SEASON	TEAM	GP-GS	MIN/AVG	FG-FGA	FG%	3FG-3FGA	3FG%	FT-FTA	FT%	OFF	DEF	TOT	AVG	PF-FO	A	TO	BLK	STL	PTS	AVG
2019-20	USF	19-0	142/7.5	15-34	.441	3-14	.214	6-6	1.000	5	18	23	1.2	13-0	1	4	3	2	39	2.1
2020-21	WOF	21-5	374/17.8	53-117	.453	17-53	.321	19-22	.864	21	49	70	3.3	44-1	14	24	9	8	142	6.8
2021-22	WOF	32-32	917/28.7	199-371	.536	39-87	.448	90-110	.818	74	123	197	6.2	66-0	70	78	17	20	527	16.5
2022-23	WOF	32-32	996/31.1	191-388	.492	52-155	.335	96-119	.807	36	142	178	5.6	53-0	44	45	14	19	530	16.6
2023-24	USC	30-30	740/24.7	132-324	.407	43-138	.312	85-111	.766	34	103	137	4.6	64-0	40	37	14	10	392	13.1
TOTAL FOR USC		**30-30**	**740/24.7**	**132-324**	**.407**	**43-138**	**.312**	**85-111**	**.766**	**34**	**103**	**137**	**4.6**	**64-0**	**40**	**37**	**14**	**10**	**392**	**13.1**
TOTAL		**134-99**	**3170/23.7**	**590-1234**	**.478**	**154-447**	**.345**	**296-368**	**.804**	**170**	**435**	**605**	**4.5**	**240-1**	**169**	**188**	**57**	**59**	**1630**	**12.2**

4 STEPHEN CLARK

Gr. • Forward • 6-8 • 208 • Charlotte, N.C. // The Citadel

INSTAGRAM: @stephen_clark4
TWITTER: @stephen_clark1

CAREER HIGHS

Single Game Highs

Statistic	Value	
Points	28	vs Western Caro. 01/14/23
Rebounds	15	at South Carolina St. 11/28/21
Assists	8	5 times
Steals	4	vs Furman 02/15/23
Blocks	6	at Western Caro. 01/05/22
FG Made	11	vs Presbyterian 11/10/22, vs IUPUI 11/25/22, vs ETSU 01/11/23
FG Attempts	20	vs Western Caro. 01/14/23
3FG Made	2	5 times
3FG Attempts	5	vs VMI 02/02/23
FT Made	7	vs Western Caro. 01/14/23
FT Attempts	11	at Furman 01/04/23

SUPERLATIVES

	'23-24	Career
Double-figure scoring	1	50
Double-figure rebounding	-	11
Double-double	-	11
5+ assists	-	19
3+ steals	-	8
2+ blocks	2	58
Team high scoring	-	-
Team high rebounding	1	1*
Team high assists	-	-
Team high blocks	8	8*

*includes led, or shared team high ; * Carolina ONLY*

2023-24 GAME-BY-GAME

				Total		3-Pointers		Free throws		Rebounds										
Opponent	Date	GS	MIN	FG-FGA	PCT	3FG-3FGA	PCT	FT-FTA	PCT	OFF	DEF	TOT	AVG	PF	A	TO	BLK	STL	PTS	AVG
USC Upstate	11/06/2023	*	14:53	2-4	.500	0-0	.000	0-0	.000	0	2	2	2.0	2	2	4	1	0	4	4.0
vs Virginia Tech	11/10/2023	*	12:10	1-3	.333	0-0	.000	0-0	.000	1	1	2	2.0	1	1	0	0	0	2	3.0
VMI	11/13/2023	*	11:56	3-6	.500	1-2	.500	0-0	.000	0	2	2	2.0	3	1	1	1	0	7	4.3
vs DePaul	11/17/2023	*	11:16	1-1	1.000	0-0	.000	0-0	.000	0	2	2	2.0	2	2	0	1	0	2	3.8
vs Grand Canyon	11/19/2023	*	20:36	3-3	1.000	0-0	.000	0-0	.000	0	1	1	1.8	4	2	1	1	0	6	4.2
Notre Dame	11/28/2023	*	05:13	0-0	.000	0-0	.000	0-0	.000	0	0	0	1.5	1	0	0	1	0	0	3.5
George Washington	12/01/2023	*	08:42	0-0	.000	0-0	.000	0-0	.000	1	4	5	2.0	3	0	1	2	0	0	3.0
at Clemson	12/06/2023	*	16:29	3-5	.600	1-2	.500	3-3	1.000	1	4	5	2.4	3	0	1	1	1	10	3.9
at East Carolina	12/09/2023	*	14:12	0-3	.000	0-1	.000	1-2	.500	0	1	1	2.2	4	2	0	3	0	1	3.6
Charleston So.	12/16/2023	*	10:52	1-1	1.000	0-0	.000	0-0	.000	1	1	2	2.2	0	1	1	0	0	2	3.4
Winthrop	12/19/2023	*	10:45	2-5	.400	0-0	.000	0-0	.000	1	1	2	2.2	1	0	0	1	0	4	3.5
Elon	12/22/2023	*	10:54	1-4	.250	0-0	.000	1-2	.500	1	2	3	2.3	0	0	0	0	0	3	3.4
Florida A&M	12/30/2023	*	19:28	2-3	.667	0-0	.000	0-0	.000	2	7	9	2.8	1	4	0	1	0	4	3.5
Mississippi St.	01/06/2024	*	12:56	0-0	.000	0-0	.000	0-0	.000	1	0	1	2.6	1	0	3	0	0	0	3.2
at Alabama	01/09/2024	*	08:50	0-2	.000	0-1	.000	0-0	.000	1	0	1	2.5	1	0	1	0	0	0	3.0
at Missouri	01/13/2024		08:52	1-1	1.000	0-0	.000	1-2	.500	2	0	2	2.5	1	0	0	0	0	3	3.0
Georgia	01/16/2024		00:08	0-0	.000	0-0	.000	0-0	.000	0	1	1	2.4	0	0	0	0	0	0	2.8
at Arkansas	01/20/2024		13:15	0-0	.000	0-0	.000	1-2	.500	2	2	4	2.5	3	1	1	0	0	1	2.7
Kentucky	01/23/2024		08:11	1-2	.500	0-0	.000	1-3	.333	0	0	0	2.4	2	1	0	0	0	3	2.7
Missouri	01/27/2024		06:33	0-0	.000	0-0	.000	0-0	.000	0	1	1	2.3	1	1	0	0	1	0	2.6
at Auburn	02/14/2024		05:59	0-0	.000	0-0	.000	1-2	.500	0	1	1	2.2	3	0	0	0	0	1	2.5
LSU	02/17/2024		08:51	1-3	.333	0-1	.000	0-0	.000	1	2	3	2.3	1	0	0	0	0	2	2.5
at Ole Miss	02/24/2024		07:44	0-0	.000	0-0	.000	0-0	.000	0	2	2	2.3	0	1	0	0	1	0	2.4
at Texas A&M	02/28/2024		03:08	1-1	1.000	0-0	.000	0-0	.000	0	0	0	2.2	1	0	0	0	1	2	2.4
Florida	03/02/2024		02:19	0-0	.000	0-0	.000	0-0	.000	0	1	1	2.1	1	0	0	0	0	0	2.3
Totals		**15**	**254:11**	**23-47**	**.489**	**2-7**	**.286**	**9-16**	**.563**	**15**	**38**	**53**	**2.1**	**40**	**19**	**14**	**13**	**4**	**57**	**2.3**

Player Averages

Games Played	Minutes/ game	Points/ game	FG Pct	3FG Pct	FT Pct	Rebounds/ game	Assists/ game	Turnovers/ game	Assist/Turnover ratio	Steals/ game	Blocks/ game
25	10.2	2.3	48.9	28.6	56.3	2.1	0.8	0.6	1.4	0.2	0.5

PLAYER BIO

AWARDS/HONORS

• SoCon Honor Roll (2019-20)

2023-24

• Led the team in steals in win at Texas A&M on (Feb. 28).
• Has recorded a block in 10 games this season.
• Had season-high three blocks in win at East Carolina (Dec. 9) in team's first true road victory of the season.

CAREER HIGHLIGHTS

• Played in 109 games, making 88 starts in four seasons at The Citadel (2019-23) ; had 48 career games in double figures
• Averaged 9.5 points, 5.1 rebounds, 2.6 assists and 1.8 blocks per game
• Scored 1,038 career points for the Bulldogs
• Shot 52.1 percent from the field for his career (428-of-821)
• Had the best season of his career as a senior in 2022-23, averaging 16.3 points, 6.5 rebounds, 2.8 assists and 1.8 blocks per game
• Logged 10, 20-point performances in final season in Charleston ; scored career-high 28 points in a 65-51 win over Western Carolina (1/14/23)
• Averaged 9.7 points, 6.1 rebounds, 3.6 assists and 2.4 blocks per game as a junior in 2021-22 ; shot 53.9 percent from the floor (125-of-232)

PERSONAL

• Son of Drew and Missy Clark
• Graduated from The Citadel with a degree in mechanical engineering
• Favorite pregame meal is steak and potatoes
• Winning is what motivates him
• His biggest red flag in a person is if they are on social media too much

CAREER STATS

				Field Goals		3-Point		F-Throws		Rebounds									Scoring	
SEASON	TEAM	GP-GS	MIN/AVG	FG-FGA	FG%	3FG-3FGA	3FG%	FT-FTA	FT%	OFF	DEF	TOT	AVG	PF-FO	A	TO	BLK	STL	PTS	AVG
2019-20	Cit	21-7	326/15.5	31-62	.500	3-19	.158	4-8	.500	11	29	40	1.9	27-0	23	24	16	8	69	3.3
2020-21	Cit	25-18	584/23.4	62-100	.620	2-12	.167	22-41	.537	30	86	116	4.6	49-0	53	41	46	19	148	5.9
2021-22	Cit	31-31	981/31.6	125-232	.539	10-35	.286	40-73	.548	41	147	188	6.1	96-4	112	72	75	19	300	9.7
2022-23	Cit	32-32	1106/34.6	210-427	.492	11-49	.224	90-134	.672	49	160	209	6.5	80-6	91	94	58	29	521	16.3
2023-24	USC	25-15	254/10.2	23-47	.489	2-7	.286	9-16	.563	15	38	53	2.1	40-0	19	14	13	4	57	2.3
TOTAL FOR USC		**25-15**	**254/10.2**	**23-47**	**.489**	**2-7**	**.286**	**9-16**	**.563**	**15**	**38**	**53**	**2.1**	**40-0**	**19**	**14**	**13**	**4**	**57**	**2.3**
TOTAL		**134-103**	**3251/24.3**	**451-868**	**.520**	**28-122**	**.230**	**165-272**	**.607**	**146**	**460**	**606**	**4.5**	**292-10**	**298**	**245**	**208**	**79**	**1095**	**8.2**

5 MEECHIE JOHNSON

Jr. • Guard • 6-2 • 184 • Cleveland, Ohio // Ohio State

INSTAGRAM: @meechie.1
TWITTER: @ MeechieJohnson0
TIKTOK: @meechie.1

CAREER HIGHS

Single Game Highs

Statistic	Value	
Points	29	vs Notre Dame 11/28/23
Rebounds	8	vs George Washington 12/01/23
Assists	8	at Georgetown 12/03/22, vs Ole Miss 02/06/24
Steals	4	vs Bowling Green 11/15/21
Blocks	1	9 times
FG Made	10	vs Florida 03/02/24
FG Attempts	19	vs Tennessee 03/06/24
3FG Made	6	vs Western Ky. 12/22/22, at Kentucky 01/10/23, at Clemson 12/06/23
3FG Attempts	11	vs Western Ky. 12/22/22
FT Made	9	vs Mississippi St. 01/06/24
FT Attempts	11	vs Georgia 03/04/23, vs DePaul 11/17/23, vs Mississippi St. 01/06/24

SUPERLATIVES

	'23-24	Career
Double-figure scoring	20	42
Double-figure assists	-	-
Double-double	-	-
5+ assists	6	15
3+ steals	1	3
Team high scoring	14	21*
Team high rebounding	6	7*
Team high assists	11	30*
Team high steals	12	21*

*includes led, or shared team high ; * Carolina ONLY*

2023-24 GAME-BY-GAME

				Total		3-Pointers		Free throws		Rebounds										
Opponent	Date	GS	MIN	FG-FGA	PCT	3FG-3FGA	PCT	FT-FTA	PCT	OFF	DEF	TOT	AVG	PF	A	TO	BLK	STL	PTS	AVG
USC Upstate	11/06/2023	*	25:03	4-5	.800	2-2	1.000	5-8	.625	0	5	5	5.0	3	3	2	0	1	15	15.0
vs Virginia Tech	11/10/2023	*	28:40	4-8	.500	1-4	.250	2-2	1.000	0	4	4	4.5	1	5	4	0	0	11	13.0
VMI	11/13/2023	*	22:39	4-16	.250	1-6	.167	4-7	.571	1	1	2	3.7	1	0	1	0	1	13	13.0
vs DePaul	11/17/2023	*	28:47	8-16	.500	1-7	.143	7-11	.636	2	3	5	4.0	5	1	1	0	2	24	15.8
vs Grand Canyon	11/19/2023	*	31:31	4-10	.400	1-3	.333	0-0	.000	0	6	6	4.4	2	2	3	0	0	9	14.4
Notre Dame	11/28/2023	*	34:55	9-15	.600	4-9	.444	7-8	.875	0	5	5	4.5	4	1	1	0	1	29	16.8
George Washington	12/01/2023	*	28:14	9-16	.563	5-7	.714	1-1	1.000	1	7	8	5.0	1	0	0	1	1	24	17.9
at Clemson	12/06/2023	*	29:57	8-16	.500	6-10	.600	4-4	1.000	2	1	3	4.8	1	4	1	0	3	26	18.9
at East Carolina	12/09/2023	*	27:28	5-8	.625	1-4	.250	4-4	1.000	0	1	1	4.3	2	2	2	0	1	15	18.4
Charleston So.	12/16/2023	*	24:54	4-16	.250	2-8	.250	5-5	1.000	2	4	6	4.5	1	2	0	0	0	15	18.1
Winthrop	12/19/2023	*	33:21	6-16	.375	0-5	.000	8-8	1.000	0	2	2	4.3	2	5	0	0	1	20	18.3
Florida A&M	12/30/2023	*	22:05	3-12	.250	1-5	.200	4-4	1.000	2	0	2	4.1	1	6	3	1	0	11	17.7
Mississippi St.	01/06/2024	*	32:25	6-12	.500	3-7	.429	9-11	.818	1	5	6	4.2	1	2	2	0	1	24	18.2
at Alabama	01/09/2024	*	27:51	6-18	.333	2-9	.222	2-2	1.000	0	4	4	4.2	1	2	4	0	2	16	18.0
at Missouri	01/13/2024	*	28:20	2-6	.333	1-4	.250	0-0	.000	0	4	4	4.2	2	3	5	0	1	5	17.1
Georgia	01/16/2024	*	31:28	6-11	.545	4-7	.571	3-4	.750	0	4	4	4.2	5	1	1	0	1	19	17.3
at Arkansas	01/20/2024	*	32:17	2-7	.286	2-3	.667	2-3	.667	0	7	7	4.4	1	2	2	0	0	8	16.7
Kentucky	01/23/2024	*	29:37	5-10	.500	2-5	.400	2-2	1.000	1	2	3	4.3	3	4	1	1	0	14	16.6
Missouri	01/27/2024	*	24:12	0-9	.000	0-7	.000	0-0	.000	0	1	1	4.1	2	3	0	0	1	0	15.7
at Tennessee	01/30/2024	*	29:52	1-8	.125	1-5	.200	0-0	.000	0	6	6	4.2	4	6	0	0	2	3	15.1
at Georgia	02/03/2024	*	31:58	4-8	.500	3-5	.600	0-0	.000	0	4	4	4.2	1	3	0	0	0	11	14.9
Ole Miss	02/06/2024	*	32:25	2-9	.222	1-6	.167	1-2	.500	1	4	5	4.2	0	8	1	0	1	6	14.5
Vanderbilt	02/10/2024	*	28:39	3-7	.429	0-4	.000	0-0	.000	0	3	3	4.2	2	5	2	0	1	6	14.1
at Auburn	02/14/2024	*	27:33	8-17	.471	2-6	.333	4-4	1.000	0	7	7	4.3	3	2	2	0	1	22	14.4
LSU	02/17/2024	*	26:44	0-4	.000	0-1	.000	0-0	.000	0	0	0	4.1	1	4	1	0	1	0	13.8
at Ole Miss	02/24/2024	*	29:53	1-11	.091	1-3	.333	2-2	1.000	1	6	7	4.2	3	2	3	0	2	5	13.5
at Texas A&M	02/28/2024	*	28:25	7-14	.500	3-8	.375	5-7	.714	1	4	5	4.3	3	3	2	1	1	22	13.8
Florida	03/02/2024	*	31:26	10-15	.667	2-5	.400	3-5	.600	1	3	4	4.3	1	3	2	0	2	25	14.2
Tennessee	03/06/2024	*	29:45	8-19	.421	0-7	.000	2-4	.500	2	3	5	4.3	3	3	2	0	0	18	14.3
Totals		**29**	**840:24**	**139-339**	**.410**	**52-162**	**.321**	**86-108**	**.796**	**18**	**106**	**124**	**4.3**	**60**	**87**	**48**	**4**	**28**	**416**	**14.3**

Player Averages

Games Played	Minutes/ game	Points/ game	FG Pct	3FG Pct	FT Pct	Rebounds/ game	Assists/ game	Turnovers/ game	Assist/Turnover ratio	Steals/ game	Blocks/ game
29	29.0	14.3	41.0	32.1	79.6	4.3	3.0	1.7	1.8	1.0	0.1

PLAYER BIO

AWARDS/HONORS
- Lute Olson Award Mid-Season Watch List - 1/10/24
- SEC Player of the Week - 1/8/24
- SEC Academic Honor Roll – 2022-23
- Big Ten Academic Honor Roll – 2021-22

2023-24
- Led Carolina with 25 points on 10-of-15 shooting in win vs. #24/24 Florida (Mar. 2).
- Team-high 22 points in win at Texas A&M on (Feb. 28).
- Led Carolina in points (22), rebounds (7) and assists (2) at #13/12 Auburn.
- Missed first and only game of season against Elon (Dec. 22) with right knee injury
- Double-figures in 20 of 29 games with a team-leading nine games with 20 or more points ; team is 10-3 last two seasons when he scores 20 or more.
- His 41.0 percent FG% is a career-high so far this season
- Made 27-straight FTs in a recent stretch ; has made 68-of-80 (85.0%) dating back to win over ND (Nov. 28).
- Had 24 (15 in second half) in SEC opener vs. Miss. State (Jan. 6) ; performance earned him SEC POTW honors for first time in career
- Led team with 20 points in win over Wintrhop (Dec. 19).
- Had game-high 26 points at No. 24/20 Clemson (Dec. 6).
- Led team with 24 points in blowout win over George Wasington (Dec. 1) ; hit five 3s as team made school record 18 triples ; also led the team with eight rebounds in the game
- Had career-high 29 points in ACC/SEC Challenge win over Notre Dame (Nov. 28) ; hit four 3s in the game

CAREER HIGHLIGHTS
- Played in 30 games, making 29 starts in first season on campus in 2022-23 ; was team's second leading scorer, averaging 12.7 points per game ; led the Gamecocks averaging 3.6 assists per contest, which ranked eighth in the SEC
- Scored in double figures 20 times with four 20-point performances (team 3-1 in those games) ; had 15 games with four or more assists
- Only player on the team to start all 18 SEC games and led the team in scoring (13.7 ppg) and assists (3.5 apg)
- Shot 32.7 percent (70-of-214) and was one of eight players in the SEC to make 70 3s on the year ; had 11 games with three or more makes from behind the arc
- Led the team with a 76.3 percent (58-of-76) clip at the free throw line ; was 44-of-50 (88.0 percent) at the line in SEC play
- After a slow start to the year, burst onto the scene with 17 points, eight assists and seven rebounds in a comeback road win in overtime at Georgetown (12/3/22) ; hit the game-winning 3 with 25.9 seconds to go as Carolina prevailed, 74-71 ; would go on to score in double-figures nine straight games
- Had 25 points and six rebounds in a victory over Western Kentucky (12/22/22) ; knocked down a career-high six 3s
- Scored then career-high 26 points to lead the team to a 71-68, wire-to-wire victory at Kentucky (1/10/23) ; went 9-of-16 from the field and knocked down six triples again ; also had six rebounds and six assists ; became the first Gamecock since All-American Sindarius Thornwell (in 2017) with 25, five and five in a game ; was the team's first win at Rupp Arena since 2009 and snapped a 28-game home win streak

PERSONAL
- Son of Meechie Johnson Sr. and Mannuella Cooper
- Full name is Demterius Johnson but goes by Meechie
Enjoys spending time with family and attending church
- Has 93.4K followers on TikTok
- Enjoys spending time with his Golden Doodle, Nemo

CAREER STATS

				Field Goals		3-Point		F-Throws		Rebounds									Scoring	
SEASON	TEAM	GP-GS	MIN/AVG	FG-FGA	FG%	3FG-3FGA	3FG%	FT-FTA	FT%	OFF	DEF	TOT	AVG	PF-FO	A	TO	BLK	STL	PTS	AVG
2020-21	OSU	17-0	100/5.9	7-18	.389	6-12	.500	1-6	.167	1	6	7	0.4	6-0	3	5	1	3	21	1.2
2021-22	OSU	26-5	461/17.7	37-120	.308	27-84	.321	14-19	.737	8	32	40	1.5	40-0	31	35	3	17	115	4.4
2022-23	USC	30-29	999/33.3	126-349	.361	70-214	.327	58-76	.763	19	91	110	3.7	52-1	109	72	1	22	380	12.7
2023-24	USC	29-29	840/29.0	139-339	.410	52-162	.321	86-108	.796	18	106	124	4.3	60-2	87	48	4	28	416	14.3
TOTAL FOR USC		**59-58**	**1840/31.2**	**265-688**	**.385**	**122-376**	**.324**	**144-184**	**.783**	**37**	**197**	**234**	**4.0**	**112-3**	**196**	**120**	**5**	**50**	**796**	**13.5**
TOTAL		**102-63**	**2401/23.5**	**309-826**	**.374**	**155-472**	**.328**	**159-209**	**.761**	**46**	**235**	**281**	**2.8**	**158-3**	**230**	**160**	**9**	**70**	**932**	**9.1**

10 MYLES STUTE *STEW-tee*

Jr. • Guard • 6-6 • 209 • Washington, D.C. // Vanderbilt

INSTAGRAM: @mylesxstute
TWITTER: @mylesxstute
TIKTOK: @mylesxstute

CAREER HIGHS

Single Game Highs

Statistic	Value	
Points	22	at Texas A&M 01/28/23
Rebounds	11	vs Southern Miss. 11/11/22
Assists	3	4 times
Steals	4	vs Winthrop 11/20/21
Blocks	2	vs Mississippi Val. 11/29/21
FG Made	7	4 times
FG Attempts	15	at Texas A&M 01/28/23
3FG Made	7	at Temple 11/15/22, at Texas A&M 01/28/23
3FG Attempts	14	at Texas A&M 01/28/23
FT Made	8	vs Arkansas 01/14/23
FT Attempts	8	vs South Carolina 01/08/22, vs Arkansas 01/14/23, vs VMI 11/13/23

SUPERLATIVES

	'23-24	Career
Double-figure scoring	13	43
Double-figure rebounding	-	1
Double-figure assists	-	-
Double-double	-	1
5+ assists	-	-
3+ steals	-	2
Team high scoring	2	2*
Team high rebounding	2	2*
Team high assists	1	1*
Team high steals	4	4*

*includes led, or shared team high ; * Carolina ONLY*

2023-24 GAME-BY-GAME

				Total		3-Pointers		Free throws		Rebounds										
Opponent	Date	GS	MIN	FG-FGA	PCT	3FG-3FGA	PCT	FT-FTA	PCT	OFF	DEF	TOT	AVG	PF	A	TO	BLK	STL	PTS	AVG
USC Upstate	11/06/2023	*	19:33	4-7	.571	2-3	.667	0-0	.000	2	4	6	6.0	2	1	1	0	2	10	10.0
vs Virginia Tech	11/10/2023	*	34:36	7-11	.636	5-6	.833	2-2	1.000	3	2	5	5.5	3	0	1	0	0	21	15.5
VMI	11/13/2023	*	28:01	2-7	.286	1-4	.250	5-8	.625	2	3	5	5.3	0	3	1	1	1	10	13.7
vs DePaul	11/17/2023	*	29:36	3-7	.429	1-3	.333	0-0	.000	0	5	5	5.3	1	1	2	0	0	7	12.0
vs Grand Canyon	11/19/2023	*	25:08	5-9	.556	1-4	.250	1-2	.500	0	2	2	4.6	4	1	0	0	1	12	12.0
Notre Dame	11/28/2023	*	16:39	0-5	.000	0-4	.000	1-4	.250	1	0	1	4.0	2	0	2	1	0	1	10.2
George Washington	12/01/2023	*	29:30	5-11	.455	1-4	.250	0-0	.000	2	2	4	4.0	1	3	0	0	1	11	10.3
at Clemson	12/06/2023	*	24:18	1-8	.125	1-5	.200	1-2	.500	0	4	4	4.0	3	2	1	0	1	4	9.5
at East Carolina	12/09/2023	*	27:15	5-9	.556	3-5	.600	2-3	.667	2	1	3	3.9	2	1	2	0	0	15	10.1
Charleston So.	12/16/2023	*	23:37	3-6	.500	1-3	.333	0-0	.000	1	1	2	3.7	1	1	1	0	1	7	9.8
Winthrop	12/19/2023	*	28:36	4-9	.444	2-5	.400	0-0	.000	3	2	5	3.8	4	2	3	0	1	10	9.8
Elon	12/22/2023	*	27:48	5-13	.385	3-9	.333	1-1	1.000	0	8	8	4.2	2	1	2	0	1	14	10.2
Florida A&M	12/30/2023	*	24:44	5-10	.500	4-9	.444	2-2	1.000	2	0	2	4.0	0	1	1	0	1	16	10.6
Mississippi St.	01/06/2024	*	28:45	6-11	.545	3-5	.600	0-0	.000	1	5	6	4.1	1	0	2	1	0	15	10.9
at Alabama	01/09/2024	*	29:03	0-3	.000	0-3	.000	0-0	.000	2	1	3	4.1	1	2	2	0	2	0	10.2
at Missouri	01/13/2024	*	29:47	3-7	.429	2-5	.400	2-3	.667	0	4	4	4.1	2	0	3	0	1	10	10.2
Georgia	01/16/2024	*	19:59	2-6	.333	1-3	.333	0-0	.000	1	0	1	3.9	3	1	1	0	0	5	9.9
at Tennessee	01/30/2024		20:12	3-4	.750	3-3	1.000	4-4	1.000	1	2	3	3.8	0	0	2	0	2	13	10.1
at Georgia	02/03/2024		10:27	0-3	.000	0-2	.000	0-0	.000	0	0	0	3.6	1	1	0	0	1	0	9.5
Ole Miss	02/06/2024		22:39	4-5	.800	4-5	.800	0-0	.000	0	1	1	3.5	2	1	2	1	0	12	9.7
Vanderbilt	02/10/2024		19:59	3-10	.300	1-7	.143	1-1	1.000	1	3	4	3.5	3	0	0	0	0	8	9.6
at Auburn	02/14/2024		16:05	0-4	.000	0-1	.000	0-0	.000	1	0	1	3.4	2	0	1	1	0	0	9.1
LSU	02/17/2024		25:34	2-7	.286	1-5	.200	1-1	1.000	0	1	1	3.3	2	3	2	0	0	6	9.0
Tennessee	03/06/2024		21:13	2-4	.500	2-3	.667	0-0	.000	0	1	1	3.2	3	0	1	0	1	6	8.9
Totals		**17**	**583:04**	**74-176**	**.420**	**42-106**	**.396**	**23-33**	**.697**	**25**	**52**	**77**	**3.2**	**45**	**25**	**33**	**5**	**17**	**213**	**8.9**

Player Averages

Games Played	Minutes/ game	Points/ game	FG Pct	3FG Pct	FT Pct	Rebounds/ game	Assists/ game	Turnovers/ game	Assist/Turnover ratio	Steals/ game	Blocks/ game
24	24.3	8.9	42.0	39.6	69.7	3.2	1.0	1.4	0.8	0.7	0.2

PLAYER BIO

AWARDS/HONORS

• SEC Academic Honor Roll – 2022-23

2023-24

• Returned against No. 4/4 Tennessee after sustaining a knee injury in practice on (Feb. 22). Scored six points knocking down two 3s.
• Returned to action in win at No. 5/5 Tennessee. Scored 13 points off the bench knocking down three triples.
• Double-figures in 13 of 24 games this season ; team is 13-0 when he scores 10+
• Has seven games with three or more treys this season
• Efficent and effective with 15 points and six rebounds in SEC opening win vs. Miss. State (Jan. 6)
• After tough shooting start, bounced back with 14 points (all in second half) in blowout win over Elon (Dec. 22) ; also had team-high eight rebounds in the game
• Tied for team lead with 15 points in 68-62 road win at ECU (Dec. 9), hitting a trio of 3s
• Led team with 21 points in 79-77 win over Virginia Tech (Nov. 10) in the Hall of Fame Series at the Spectrum Center ; went 5-of-6 from downtown in the game

CAREER HIGHLIGHTS

• Played in 91 games in three seasons at Vanderbilt (2020-23), making 59 starts
• Averaged 7.4 points and 3.7 rebounds per game in 22.6 minutes per contest
• Logged the best season of his career to date in 2022-23, averaging 8.4 points and 4.6 rebounds in 34 games (26 starts) ; his 74 made 3s were T-6th most in the league with Kentucky's Antonio Reeves
• Scored in double figures 14 times during the 2022-23 season with three 20-point performances ; made 3 or more 3s on 14 occasions as will and had two games where he knocked down seven 3s: at Temple (11/15/22) and at Texas A&M (1/28/23)
• Was 78-of-183 from deep as a junior in 2021-22, leading the SEC in 3-point field goal percentage
• He averaged 8.3 points and 3.7 rebounds and tied the single-season school record for games played at 36 ; was one of just two players on the team to play in all 36 contests

PERSONAL

• Son of Natalie and Will Stute ; has an older brother, Kai, and two younger brothers: Malik and Malcom
• Mother was a bowler at Florida A&M and grandfather, Melvin Henderson, played football at Minnesota
• Born in Minneapolis, Minn.
• Has close bond with former Gamecock point guard and fellow D.C. native, Tre' Kelley (2003-07)
• Go-to food spot is Chipotle and always orders a bowl
• Played bass cello growing up and first job was a custodian at the neighborhood barbershop when he was 11-years-old.

CAREER STATS

				Field Goals		3-Point		F-Throws		Rebounds									Scoring	
SEASON	TEAM	GP-GS	MIN/AVG	FG-FGA	FG%	3FG-3FGA	3FG%	FT-FTA	FT%	OFF	DEF	TOT	AVG	PF-FO	A	TO	BLK	STL	PTS	AVG
2020-21	Vandy	21-3	315/15.0	22-76	.289	18-63	.286	19-25	.760	12	37	49	2.3	25-0	11	17	2	6	81	3.9
2021-22	Vandy	36-30	865/24.0	99-221	.448	79-183	.432	29-42	.690	27	105	132	3.7	85-1	13	25	10	24	306	8.5
2022-23	Vandy	34-26	874/25.7	93-268	.347	74-205	.361	24-36	.667	29	127	156	4.6	79-1	19	45	4	19	284	8.4
2023-24	USC	24-17	583/24.3	74-176	.420	42-106	.396	23-33	.697	25	52	77	3.2	45-0	25	33	5	17	213	8.9
TOTAL FOR USC		**24-17**	**583/24.3**	**74-176**	**.420**	**42-106**	**.396**	**23-33**	**.697**	**25**	**52**	**77**	**3.2**	**45-0**	**25**	**33**	**5**	**17**	**213**	**8.9**
TOTAL		**115-76**	**2637/22.9**	**288-741**	**.389**	**213-557**	**.382**	**95-136**	**.699**	**93**	**321**	**414**	**3.6**	**234-2**	**68**	**120**	**21**	**66**	**884**	**7.7**

12 ZACHARY DAVIS

So. • Guard • 6-7 • 194 • Orangeburg, S.C. // Denmark-Olar (Denmark, S.C.)

INSTAGRAM: @therealzlo
TWITTER: @ZacharyDavis12_
TIKTOK: @zlo.12

CAREER HIGHS

Single Game Highs

Statistic	Value	
Points	16	at Texas A&M 02/28/24
Rebounds	9	at Ole Miss 02/24/24
Assists	3	vs Georgia 01/16/24, vs Kentucky 01/23/24, at Georgia 02/03/24
Steals	3	vs Alabama 02/22/23, vs Georgia 03/04/23, vs USC Upstate 11/06/23
Blocks	2	vs Tennessee 01/07/23
FG Made	8	at Texas A&M 02/28/24
FG Attempts	14	at Texas A&M 02/28/24
3FG Made	2	vs Alabama 02/22/23, vs DePaul 11/17/23, vs Missouri 01/27/24
3FG Attempts	5	vs USC Upstate 11/25/22, vs Tennessee 03/06/24
FT Made	6	at Ole Miss 02/24/24, vs Florida 03/02/24
FT Attempts	8	at Ole Miss 02/24/24

SUPERLATIVES

	'23-24	Career
Double-figure scoring	4	5
Double-figure rebounding	-	-
Double-figure assists	-	-
Double-double	-	-
5+ assists	-	1
3+ steals	1	3
Team high scoring	-	1
Team high rebounding	2	2
Team high assists	1	3
Team high steals	8	17

includes led, or shared team high

2023-24 GAME-BY-GAME

				Total		3-Pointers		Free throws		Rebounds										
Opponent	Date	GS	MIN	FG-FGA	PCT	3FG-3FGA	PCT	FT-FTA	PCT	OFF	DEF	TOT	AVG	PF	A	TO	BLK	STL	PTS	AVG
USC Upstate	11/06/2023		21:37	2-5	.400	0-1	.000	0-0	.000	2	6	8	8.0	0	0	0	0	3	4	4.0
vs Virginia Tech	11/10/2023		17:31	0-1	.000	0-1	.000	0-0	.000	0	0	0	4.0	1	0	0	1	1	0	2.0
vs DePaul	11/17/2023		18:46	3-6	.500	2-3	.667	2-4	.500	1	2	3	3.7	1	0	2	0	1	10	4.7
vs Grand Canyon	11/19/2023		12:10	2-4	.500	1-2	.500	0-0	.000	0	0	0	2.8	3	1	0	0	0	5	4.8
Notre Dame	11/28/2023		29:18	0-1	.000	0-1	.000	0-0	.000	0	4	4	3.0	2	2	0	1	1	0	3.8
George Washington	12/01/2023		22:36	2-5	.400	1-3	.333	0-2	.000	1	2	3	3.0	1	2	0	0	2	5	4.0
at Clemson	12/06/2023		22:07	2-4	.500	1-3	.333	0-0	.000	0	5	5	3.3	1	1	0	0	0	5	4.1
at East Carolina	12/09/2023		21:52	3-5	.600	1-2	.500	2-2	1.000	0	5	5	3.5	2	0	1	0	1	9	4.8
Charleston So.	12/16/2023		18:31	2-4	.500	1-3	.333	0-0	.000	0	3	3	3.4	1	0	1	0	0	5	4.8
Winthrop	12/19/2023		11:19	0-4	.000	0-2	.000	0-0	.000	2	3	5	3.6	0	0	1	1	2	0	4.3
Elon	12/22/2023		18:42	1-3	.333	1-3	.333	0-0	.000	1	2	3	3.5	1	1	2	1	1	3	4.2
Florida A&M	12/30/2023		17:02	4-6	.667	1-2	.500	0-1	.000	0	6	6	3.8	0	1	0	0	0	9	4.6
Mississippi St.	01/06/2024		24:57	3-4	.750	1-2	.500	2-2	1.000	3	1	4	3.8	2	1	2	0	0	9	4.9
at Alabama	01/09/2024		16:42	1-4	.250	0-1	.000	2-2	1.000	1	1	2	3.6	0	0	0	0	0	4	4.9
at Missouri	01/13/2024		24:24	1-4	.250	0-2	.000	0-0	.000	3	4	7	3.9	2	0	1	0	0	2	4.7
Georgia	01/16/2024		23:16	0-5	.000	0-3	.000	1-2	.500	1	2	3	3.8	3	3	0	0	0	1	4.4
at Arkansas	01/20/2024	*	25:50	5-8	.625	0-1	.000	2-2	1.000	1	3	4	3.8	4	0	1	0	0	12	4.9
Kentucky	01/23/2024	*	24:21	2-4	.500	1-2	.500	0-0	.000	1	2	3	3.8	1	3	3	0	2	5	4.9
Missouri	01/27/2024	*	26:22	2-6	.333	2-4	.500	0-0	.000	0	0	0	3.6	3	2	1	0	0	6	4.9
at Tennessee	01/30/2024	*	19:17	0-5	.000	0-4	.000	0-0	.000	1	1	2	3.5	2	2	3	0	0	0	4.7
at Georgia	02/03/2024	*	31:33	3-5	.600	0-2	.000	0-0	.000	0	6	6	3.6	3	3	0	0	1	6	4.8
Ole Miss	02/06/2024	*	19:36	2-4	.500	1-3	.333	0-0	.000	0	2	2	3.5	0	1	0	0	1	5	4.8
Vanderbilt	02/10/2024	*	22:13	1-2	.500	1-2	.500	0-0	.000	0	2	2	3.5	2	1	0	0	0	3	4.7
at Auburn	02/14/2024	*	18:10	0-2	.000	0-1	.000	1-2	.500	1	2	3	3.5	1	1	1	0	1	1	4.5
LSU	02/17/2024	*	19:12	3-3	1.000	1-1	1.000	0-0	.000	0	2	2	3.4	2	2	2	1	0	7	4.6
at Ole Miss	02/24/2024	*	31:01	4-9	.444	0-2	.000	6-8	.750	5	4	9	3.6	4	1	2	0	0	14	5.0
at Texas A&M	02/28/2024	*	34:13	8-14	.571	0-3	.000	0-2	.000	2	1	3	3.6	2	2	0	0	0	16	5.4
Florida	03/02/2024	*	30:41	1-4	.250	0-2	.000	6-6	1.000	1	2	3	3.6	2	2	0	1	2	8	5.5
Tennessee	03/06/2024	*	18:20	1-5	.200	1-5	.200	0-0	.000	0	1	1	3.5	2	0	1	0	0	3	5.4
Totals		**13**	**641:40**	**58-136**	**.426**	**17-66**	**.258**	**24-35**	**.686**	**27**	**74**	**101**	**3.5**	**48**	**32**	**24**	**6**	**19**	**157**	**5.4**

Player Averages

Games Played	Minutes/ game	Points/ game	FG Pct	3FG Pct	FT Pct	Rebounds/ game	Assists/ game	Turnovers/ game	Assist/Turnover ratio	Steals/ game	Blocks/ game
29	22.1	5.4	42.6	25.8	68.6	3.5	1.1	0.8	1.3	0.7	0.2

PLAYER BIO

2023-24

- Vital on the defensive end in Carolina's win vs. #24/24 Florida (Mar. 2). Team forced eight steals over final 11:29 out of the 1-3-1.
- Back-to-back games setting new career-highs in points. Scored career best 16 in win at Texas A&M on (Feb. 28).
- Has led Carolina in steals eight times this season.
- Made first start of the season in win at Arkansas. Contributed key minutes scoring 12 points on 5-of-8 shooting and grabbed four rebounds.
- Lengthy guard with impressive wingspan, has developed into one of the team's top defenders
- Has made 17 3s on the year, surpassing his season total of six made 3s as a freshman in 2022-23
- Pulled down seven crucial rebounds in OT road win at Mizzou (Jan. 13) ; led team with a +/- of +9
- Led the bench with nine points and four rebounds in SEC opening win over Miss. State (Jan. 6)
- Scored nine points with six rebounds in win vs. FAMU (Dec. 30)
- Had nine points and five rebounds in team's first true road win of the season at ECU (Dec. 9)
- Had 10 points off the bench in win over DePaul in the semifinals of the Arizona Tip-Off (Nov. 17)
- Led team with eight rebounds and three steals in season-opening win vs. USC Upstate (Nov. 6)
- Missed the VMI game (Nov. 13) due to illness

CAREER HIGHLIGHTS

- Appeared in 30 games making a pair of starts ; averaged 2.2 points, 2.2 rebounds and 0.7 assists per game while shooting 38.2 percent (26-of-68) from the floor
- Made his Gamecock debut in a season-opening win vs. SC State (Nov. 8) ; scored four points and pulled down three rebounds in 19 minutes of action
- Started for the first time in a 68-53 win vs. USC Upstate (Nov. 25) and finished the game with seven points, four rebounds and an assist
- Started for the first time in SEC play vs. Texas A&M (Jan. 14) and had a season-high 13 points in 22 minutes ; went 4-of-6 from the field in what was his only game in double figures on the season
- Had six points, five rebounds (season high) and three steals (season high) in 26 minutes (season high) during a tough 78-76, overtime loss vs. No. 2/2 Alabama (Feb. 22)

PERSONAL

- Son of Hercules and Karla Davis – has an older sister, Danielle
- Dad was his high school coach at Denmark-Olar
- Earned a spot on the A-B honor roll every year of high school
- Thinks he can beat coach Paris in HORSE but that it would be a 'good game'
- Shrimp alfredo is favorite meal and go-to spot for a meal is Zaxby's
- Mass communication major

CAREER STATS

				Field Goals		3-Point		F-Throws		Rebounds									Scoring	
SEASON	TEAM	GP-GS	MIN/AVG	FG-FGA	FG%	3FG-3FGA	3FG%	FT-FTA	FT%	OFF	DEF	TOT	AVG	PF-FO	A	TO	BLK	STL	PTS	AVG
2022-23	USC	30-2	418/13.9	26-68	.382	6-35	.171	8-12	.667	16	51	67	2.2	33-0	22	18	5	21	66	2.2
2023-24	USC	29-13	642/22.1	58-136	.426	17-66	.258	24-35	.686	27	74	101	3.5	48-0	32	24	6	19	157	5.4
TOTAL		**59-15**	**1059/18.0**	**84-204**	**.412**	**23-101**	**.228**	**32-47**	**.681**	**43**	**125**	**168**	**2.8**	**81-0**	**54**	**42**	**11**	**40**	**223**	**3.8**

14 ELI SPARKMAN

So. • Guard • 6-0 • 160 • Cleveland, Tenn. // Baylor School (Chattanooga, Tenn.)

INSTAGRAM: @elisparkmann
TWITTER: @SparkmanEli
TIKTOK: @sparkyyyyyyyyy

CAREER HIGHS

Single Game Highs

Statistic	Value	
Points	6	at Mississippi St. 02/28/23
Rebounds	3	vs VMI 11/13/23
Assists	1	vs South Carolina St. 11/08/22, vs Colorado St. 11/17/22, at George Washington 11/30/22
Steals	1	vs Colorado St. 11/17/22, vs Texas A&M 01/14/23, vs Ole Miss 03/08/23
FG Made	2	at Mississippi St. 02/28/23
FG Attempts	3	at Mississippi St. 02/28/23
3FG Made	2	at Mississippi St. 02/28/23
3FG Attempts	3	at Mississippi St. 02/28/23
FT Made	2	vs Colorado St. 11/17/22, vs USC Upstate 11/06/23
FT Attempts	2	vs Colorado St. 11/17/22, vs USC Upstate 11/06/23

SUPERLATIVES

	'23-24	Career
Double-figure scoring	-	-
Double-figure assists	-	-
Double-double	-	-
5+ assists	-	-
2+ steals	-	-
Team high scoring	-	-
Team high rebounding	-	-
Team high assists	-	-
Team high steals	-	-

includes led, or shared team high

2023-24 GAME-BY-GAME

				Total		3-Pointers		Free throws		Rebounds										
Opponent	Date	GS	MIN	FG-FGA	PCT	3FG-3FGA	PCT	FT-FTA	PCT	OFF	DEF	TOT	AVG	PF	A	TO	BLK	STL	PTS	AVG
USC Upstate	11/06/2023		08:29	0-1	.000	0-1	.000	2-2	1.000	0	1	1	1.0	0	0	1	0	0	2	2.0
VMI	11/13/2023		09:25	1-2	.500	0-1	.000	0-0	.000	1	2	3	2.0	1	0	0	0	0	2	2.0
George Washington	12/01/2023		01:16	0-1	.000	0-1	.000	0-0	.000	0	0	0	1.3	0	0	0	0	0	0	1.3
Elon	12/22/2023		02:11	0-1	.000	0-1	.000	0-0	.000	0	0	0	1.0	0	0	0	0	0	0	1.0
Totals		**0**	**21:21**	**1-5**	**.200**	**0-4**	**.000**	**2-2**	**1.000**	**1**	**3**	**4**	**1.0**	**1**	**0**	**1**	**0**	**0**	**4**	**1.0**

Player Averages

Games Played	Minutes/ game	Points/ game	FG Pct	3FG Pct	FT Pct	Rebounds/ game	Assists/ game	Turnovers/ game	Assist/Turnover ratio	Steals/ game	Blocks/ game
4	5.3	1.0	20.0	0.0	100.0	1.0	0.0	0.3	0.0	0.0	0.0

PLAYER BIO

AWARDS/HONORS

• SEC Academic Honor Roll (2022-23)

2023-24

• Has appeared in four games so far this season
• Pulled down career-high three rebounds in double-digit victory over VMI (Nov. 13) in season-high 9 minutes of work

CAREER HIGHLIGHTS

• Joined the Gamecocks as a walk-on prior to the start of the academic year in 2022-23
• Appeared in 12 games (eight in SEC play) off the bench, averaging 1.4 points in 6.2 minutes per game ; 15 of his 17 points came from behind the arc ; also logged three assists and three steals
• Made his debut in Garnet & Black in season opening win vs. SC State (Nov. 8) ; logged three minutes and dished out an assist
• Scored his first career points with a pair of free throws vs. Colorado State (Nov. 17) in the team's opening game of the Charleston Classic
• Made a 3-pointer in four of the team's final five games of the season
• Played season-high 11 minutes at Mississppi State (Feb. 28) and knocked down a pair of 3s for a season-high six points
• Saw 10 minutes of action in the opening game of the SEC Tournament vs. Ole Miss (March 8) ; had three points and a steal

PERSONAL

• Son of Jon and Libby Sparkman
• Has an older brother, Ben, who was his high school teammate at the Baylor School
•Born on Jan. 23, 2004
• International business major

CAREER STATS

				Field Goals		3-Point		F-Throws		Rebounds									Scoring	
SEASON	TEAM	GP-GS	MIN/AVG	FG-FGA	FG%	3FG-3FGA	3FG%	FT-FTA	FT%	OFF	DEF	TOT	AVG	PF-FO	A	TO	BLK	STL	PTS	AVG
2022-23	USC	12-0	74/6.2	5-10	.500	5-8	.625	2-2	1.000	2	6	8	0.7	6-0	3	2	0	3	17	1.4
2023-24	USC	4-0	21/5.3	1-5	.200	0-4	.000	2-2	1.000	1	3	4	1.0	1-0	0	1	0	0	4	1.0
TOTAL		**16-0**	**95/6.0**	**6-15**	**.400**	**5-12**	**.417**	**4-4**	**1.000**	**3**	**9**	**12**	**0.8**	**7-0**	**3**	**3**	**0**	**3**	**21**	**1.3**

15 MORRIS UGUSUK *OOO-gah-SUK*

Fr. • Guard • 6-4 • 160 • Helsinki, Finland // DRIVE Academy

INSTAGRAM: @morrisugusuk
TWITTER: @morris_ugusuk
TIKTOK: @morrisugusuk23

CAREER HIGHS

Single Game Highs

Statistic	Value	
Points	11	vs Florida A&M 12/30/23
Rebounds	4	at Tennessee 01/30/24
Assists	5	vs Charleston So. 12/16/23
Steals	2	vs VMI 11/13/23, at Auburn 02/14/24
Blocks	1	vs Virginia Tech 11/10/23, vs DePaul 11/17/23, at Alabama 01/09/24
FG Made	3	vs Florida A&M 12/30/23, vs Missouri 01/27/24
FG Attempts	9	vs VMI 11/13/23
3FG Made	3	vs Florida A&M 12/30/23
3FG Attempts	6	vs Winthrop 12/19/23
FT Made	2	vs Florida A&M 12/30/23, at Alabama 01/09/24, vs Missouri 01/27/24
FT Attempts	2	4 times

SUPERLATIVES

	'23-24
Double-figure scoring	2
Double-figure assists	-
5+ assists	1
2+ steals	-
2+ blocks	-
Team high scoring	-
Team high assists	2
Team high blocks	3
Team high steals	2

includes led, or shared team high

2023-24 GAME-BY-GAME

				Total		3-Pointers		Free throws		Rebounds										
Opponent	Date	GS	MIN	FG-FGA	PCT	3FG-3FGA	PCT	FT-FTA	PCT	OFF	DEF	TOT	AVG	PF	A	TO	BLK	STL	PTS	AVG
USC Upstate	11/06/2023		20:14	2-5	.400	1-3	.333	0-1	.000	0	1	1	1.0	1	3	1	0	0	5	5.0
vs Virginia Tech	11/10/2023		12:24	0-0	.000	0-0	.000	0-0	.000	0	1	1	1.0	1	2	1	1	0	0	2.5
VMI	11/13/2023		24:10	2-9	.222	1-3	.333	0-0	.000	1	1	2	1.3	0	1	2	0	2	5	3.3
vs DePaul	11/17/2023		16:11	0-1	.000	0-1	.000	0-0	.000	0	0	0	1.0	0	0	1	1	0	0	2.5
vs Grand Canyon	11/19/2023		05:54	0-0	.000	0-0	.000	0-0	.000	0	1	1	1.0	0	0	0	0	0	0	2.0
Notre Dame	11/28/2023		12:03	0-1	.000	0-1	.000	0-0	.000	1	0	1	1.0	0	0	0	0	0	0	1.7
George Washington	12/01/2023		14:03	2-3	.667	2-3	.667	0-0	.000	1	0	1	1.0	0	0	1	0	0	6	2.3
at East Carolina	12/09/2023		09:48	1-2	.500	1-2	.500	0-0	.000	0	0	0	0.9	1	0	0	0	0	3	2.4
Charleston So.	12/16/2023		24:08	1-3	.333	0-2	.000	0-0	.000	0	1	1	0.9	0	5	0	0	1	2	2.3
Winthrop	12/19/2023		13:27	2-6	.333	2-6	.333	0-0	.000	0	0	0	0.8	1	0	0	0	0	6	2.7
Elon	12/22/2023		17:54	0-4	.000	0-4	.000	0-0	.000	0	1	1	0.8	2	1	1	0	0	0	2.5
Florida A&M	12/30/2023		20:09	3-6	.500	3-5	.600	2-2	1.000	1	2	3	1.0	0	0	0	0	0	11	3.2
Mississippi St.	01/06/2024		04:01	0-2	.000	0-2	.000	0-0	.000	0	0	0	0.9	0	0	0	0	0	0	2.9
at Alabama	01/09/2024		07:22	0-0	.000	0-0	.000	2-2	1.000	0	1	1	0.9	0	1	0	1	0	2	2.9
Georgia	01/16/2024		03:21	0-1	.000	0-1	.000	0-0	.000	0	0	0	0.9	0	0	0	0	0	0	2.7
at Arkansas	01/20/2024		09:22	2-4	.500	0-2	.000	1-2	.500	0	0	0	0.8	1	0	1	0	0	5	2.8
Kentucky	01/23/2024		04:54	0-1	.000	0-1	.000	0-0	.000	0	0	0	0.8	0	0	0	0	0	0	2.6
Missouri	01/27/2024		11:12	3-3	1.000	2-2	1.000	2-2	1.000	0	1	1	0.8	0	0	0	0	0	10	3.1
at Tennessee	01/30/2024		10:14	0-3	.000	0-2	.000	0-0	.000	1	3	4	0.9	0	0	0	0	0	0	2.9
at Georgia	02/03/2024		06:35	1-2	.500	1-2	.500	0-0	.000	0	0	0	0.9	0	0	0	0	0	3	2.9
Ole Miss	02/06/2024		09:38	2-4	.500	0-2	.000	0-0	.000	0	0	0	0.9	0	1	1	0	0	4	3.0
Vanderbilt	02/10/2024		04:00	0-0	.000	0-0	.000	0-0	.000	0	0	0	0.8	0	0	0	0	0	0	2.8
at Auburn	02/14/2024		12:02	0-2	.000	0-2	.000	0-0	.000	0	0	0	0.8	0	0	1	0	2	0	2.7
LSU	02/17/2024		01:59	0-1	.000	0-0	.000	0-0	.000	0	0	0	0.8	0	0	0	0	0	0	2.6
at Ole Miss	02/24/2024		09:04	1-3	.333	1-1	1.000	0-0	.000	0	0	0	0.7	0	1	0	0	0	3	2.6
at Texas A&M	02/28/2024		04:39	0-0	.000	0-0	.000	0-0	.000	0	0	0	0.7	1	1	0	0	0	0	2.5
Florida	03/02/2024		01:55	0-0	.000	0-0	.000	0-0	.000	0	1	1	0.7	0	0	0	0	0	0	2.4
Totals		**0**	**290:43**	**22-66**	**.333**	**14-47**	**.298**	**7-9**	**.778**	**5**	**14**	**19**	**0.7**	**8**	**16**	**10**	**3**	**5**	**65**	**2.4**

Player Averages

Games Played	Minutes/ game	Points/ game	FG Pct	3FG Pct	FT Pct	Rebounds/ game	Assists/ game	Turnovers/ game	Assist/Turnover ratio	Steals/ game	Blocks/ game
27	10.8	2.4	33.3	29.8	77.8	0.7	0.6	0.4	1.6	0.2	0.1

PLAYER BIO

2023-24

- Team-high two steals at #13/12 Auburn on (Feb. 14).
- Had 10 points off the bench in win vs. Missouri on (Jan. 27).
- Talented first-year player expected to be vital piece off the Gamecocks' bench this season
- Scored career-high 11 points off bench in victory over FAMU (Dec. 30) ; hit a trio of 3s in the game
- Had six points in blowout win over George Washington (Dec. 1) ; hit pair of 3s as team knocked down school record 18 triples in the game
- Scored his first career points as a Gamecock in team's season-opening win over USC Upstate (Nov. 6) ; finished the 82-59 blowout with five points and three assists in 20 minutes

PRE-SOUTH CAROLINA

- Averaged 17.2 points, 5.3 assists, 4.3 rebounds and 2.2 steals per game in final season playing for Drive Basketball Academy
- Played for Pantterit Helsinki in the Finnish 1stDivision and averaged 12.0 points, 2.8 assists and 2.8 rebounds in five games ; shot 58.5 percent from the floor and 60.0 percent from behind the arc ; team was undefeated in his five appearances for the club
- Represented his home country at the 2022 FIBA U18 European Championship
- Averaged 9.1 points, 3.1 rebounds, 2.9 assists and 1.7 steals per game in the tournament ; was efficient as he played just 19.7 minutes per game in seven appearances helping Finland to a third-place finish
- Teammates at DRIVE Academy with Gamecock signee Okku Federiko

PERSONAL

- Son of Michael Ugusuk and Sunday Lado
- Has two older sisters, Sara and Maklin, and a younger sister Gloria
- List mac and cheese as his favorite food
- Favorite pro players to watch/learn from are Kyrie Irving, Shai Gilgeous-Alexander and LeBron James
- Greece is favorite vacation spot
- Chose South Carolina because it felt like HOME
- Mass communications major

CAREER STATS

				Field Goals		3-Point		F-Throws		Rebounds									Scoring	
SEASON	TEAM	GP-GS	MIN/AVG	FG-FGA	FG%	3FG-3FGA	3FG%	FT-FTA	FT%	OFF	DEF	TOT	AVG	PF-FO	A	TO	BLK	STL	PTS	AVG
2023-24	USC	27-0	291/10.8	22-66	.333	14-47	.298	7-9	.778	5	14	19	0.7	8-0	16	10	3	5	65	2.4
TOTAL		**27-0**	**291/10.8**	**22-66**	**.333**	**14-47**	**.298**	**7-9**	**.778**	**5**	**14**	**19**	**0.7**	**8-0**	**16**	**10**	**3**	**5**	**65**	**2.4**

30 COLLIN-MURRAY BOYLES

Fr. • Forward • 6-7 • 231 • Columbia, S.C. // Wasatch Academy (Mt. Pleasant, Utah)

INSTAGRAM: @30murrayjr
TWITTER: @boyles_murray

CAREER HIGHS

Single Game Highs

Statistic	Value	
Points	31	vs Vanderbilt 02/10/24
Rebounds	12	at Texas A&M 02/28/24
Assists	5	vs Kentucky 01/23/24
Steals	4	vs Missouri 01/27/24
Blocks	4	vs Georgia 01/16/24, vs Florida 03/02/24
FG Made	14	vs Vanderbilt 02/10/24
FG Attempts	17	vs Vanderbilt 02/10/24
3FG Attempts	1	5 times
FT Made	9	vs Florida 03/02/24
FT Attempts	10	vs Georgia 01/16/24, vs Florida 03/02/24

SUPERLATIVES

	'23-24
Double-figure scoring	11
Double-figure rebounding	3
Double-double	2
5+ assists	
2+ blocks	6
2+ steals	6
Team high scoring	4
Team high rebounding	9
Team high assists	2
Team high blocks	8
Team high steals	10

includes led, or shared team high

2023-24 GAME-BY-GAME

				Total		3-Pointers		Free throws		Rebounds										
Opponent	Date	GS	MIN	FG-FGA	PCT	3FG-3FGA	PCT	FT-FTA	PCT	OFF	DEF	TOT	AVG	PF	A	TO	BLK	STL	PTS	AVG
George Washington	12/01/2023		03:33	1-2	.500	0-0	.000	0-0	.000	0	0	0	0.0	1	1	0	0	0	2	2.0
at Clemson	12/06/2023		16:36	2-5	.400	0-1	.000	1-4	.250	1	3	4	2.0	2	1	1	1	0	5	3.5
at East Carolina	12/09/2023		09:03	1-2	.500	0-0	.000	1-2	.500	1	1	2	2.0	2	0	0	0	0	3	3.3
Charleston So.	12/16/2023		09:04	3-7	.429	0-1	.000	1-1	1.000	2	1	3	2.3	0	2	0	0	0	7	4.3
Winthrop	12/19/2023		09:45	0-0	.000	0-0	.000	0-0	.000	0	1	1	2.0	2	0	0	0	0	0	3.4
Elon	12/22/2023		17:16	3-5	.600	0-0	.000	4-6	.667	3	0	3	2.2	3	2	2	0	0	10	4.5
Florida A&M	12/30/2023		14:01	5-6	.833	0-0	.000	7-8	.875	2	1	3	2.3	1	1	1	0	2	17	6.3
Mississippi St.	01/06/2024		16:42	3-4	.750	0-0	.000	2-3	.667	2	0	2	2.3	4	1	2	0	1	8	6.5
at Alabama	01/09/2024		20:49	2-5	.400	0-1	.000	0-1	.000	1	4	5	2.6	3	1	3	0	0	4	6.2
at Missouri	01/13/2024	*	25:36	3-6	.500	0-1	.000	0-0	.000	2	4	6	2.9	3	3	0	0	0	6	6.2
Georgia	01/16/2024	*	22:09	2-3	.667	0-0	.000	4-10	.400	2	4	6	3.2	3	2	2	4	0	8	6.4
at Arkansas	01/20/2024	*	22:48	4-9	.444	0-0	.000	3-3	1.000	2	2	4	3.3	1	2	1	1	0	11	6.8
Kentucky	01/23/2024	*	29:27	2-5	.400	0-1	.000	2-2	1.000	4	5	9	3.7	2	5	2	3	2	6	6.7
Missouri	01/27/2024	*	30:49	3-9	.333	0-0	.000	1-3	.333	1	7	8	4.0	1	2	2	2	4	7	6.7
at Tennessee	01/30/2024	*	20:07	2-3	.667	0-0	.000	0-2	.000	1	4	5	4.1	3	3	0	0	1	4	6.5
at Georgia	02/03/2024	*	27:07	7-9	.778	0-0	.000	2-2	1.000	2	3	5	4.1	1	4	2	0	2	16	7.1
Ole Miss	02/06/2024	*	24:39	8-11	.727	0-0	.000	0-1	.000	3	6	9	4.4	3	1	0	2	1	16	7.6
Vanderbilt	02/10/2024	*	31:34	14-17	.824	0-0	.000	3-3	1.000	6	1	7	4.6	2	2	1	1	1	31	8.9
at Auburn	02/14/2024	*	26:39	6-10	.600	0-0	.000	7-8	.875	4	3	7	4.7	3	0	4	1	2	19	9.5
LSU	02/17/2024	*	26:35	6-14	.429	0-0	.000	1-2	.500	4	3	7	4.8	3	0	2	0	3	13	9.7
at Ole Miss	02/24/2024	*	21:20	5-6	.833	0-0	.000	2-2	1.000	4	1	5	4.8	3	1	0	0	0	12	9.8
at Texas A&M	02/28/2024	*	26:05	4-5	.800	0-0	.000	0-0	.000	4	8	12	5.1	5	3	2	0	0	8	9.7
Florida	03/02/2024	*	33:20	3-5	.600	0-0	.000	9-10	.900	2	9	11	5.4	2	0	2	4	0	15	9.9
Tennessee	03/06/2024	*	32:40	5-9	.556	0-0	.000	1-2	.500	5	6	11	5.6	2	2	1	3	2	11	10.0
Totals		**15**	**517:44**	**94-157**	**.599**	**0-5**	**.000**	**51-75**	**.680**	**58**	**77**	**135**	**5.6**	**55**	**39**	**30**	**22**	**21**	**239**	**10.0**

Player Averages

Games Played	Minutes/ game	Points/ game	FG Pct	3FG Pct	FT Pct	Rebounds/ game	Assists/ game	Turnovers/ game	Assist/Turnover ratio	Steals/ game	Blocks/ game
24	21.6	10.0	59.9	0.0	68.0	5.6	1.6	1.3	1.3	0.9	0.9

PLAYER BIO

2023-24

- Back-to-back double-doubles against No. 4/4 Tennessee (11 pts, 11 reb) & No. 24/24 Florida (15 pts, 11 reb).
- Career-high 12 rebounds in win at Texas A&M on (Feb. 28).
- Career-high 31 points in win vs. Vanderbilt on (Feb. 10). One of three Gamecock freshman to score 30+ since Carolina joined the SEC in 1991-92.
- Led team in points (16), rebounds (9), and blocks (2) in win vs. Ole Miss on (Feb. 6). Had a critical block with 1:22 remaining to keep the lead at five.
- Team-high 16 points in win at Georgia on Feb. 3, 2024.
- Led team in rebounds (8), steals (4), and blocks (2) in win vs Missouri on (Jan. 27).
- Effective on both ends in win over No. 6/6 Kentucky on Jan. 23, 2024. Led team in rebounds (9), assists (5), blocks (3), and steals (2).
- Made third consecutive start and scored 11 points in win at Arkansas (Jan.20).
- Had a career-high four blocks vs. Georgia (Jan. 16).
- Started for the first time at Mizzou (Jan. 13) ; had six points, six rebounds and three assists in the OT victory at Mizzou Arena
- Had team-high 17 points in just 14 minutes in blowout win vs. FAMU (Dec. 30) ; went 5-of-6 from the floor and 7-of-8 at the free throw line ; also had team-high two steals
- Recorded first game in double-figures at Carolina with 10 points in season-high 17 minutes in blowout win over Elon (Dec. 22) ; also had three rebounds and pair of assists
- Made season debut in blowout win over George Washington (Dec. 1) ; scored his first career points with a late layup
- Was ruled out indefinitely after contracting mono shortly before the team's Garnet & Black Scrimmage on (Oct. 25) . Cleared and returned to full contact practice on Wednesday, (Nov. 29).

PRE-SOUTH CAROLINA

- Consensus four-star recruit and top player in the state, ranked No. 64 in final ESPN Top-100, No. 89 in 247Sports rankings and No. 104 by On3
- Played his senior year at Wasatch Academy, which is a part of the newly formed National Interscholastic Basketball Conference (NIBC), a league that features that top high school programs in the nation
- Led the team averaging 15.0 points, 8.8 rebounds, 2.1 assists, 1.8 blocks and 1.0 steals per game
- His 15.0 points per game were third in the NIBC and his 8.8 rebounds led the conference
- Played three seasons at AC Flora in Columbia before attending Wasatch
- Led the Falcons to a 24-7 record as a junior and an appearance in the state title game ; averaged 18.3 points, 11.4 rebounds, 5.3 blocks and 2.5 assists per game
- Was named 2022 4A Player of the Year in South Carolina

PERSONAL

- Son of Yvonne and Sean – has two older brothers: Armani and James
- James was standout at UNC Pembroke (2015-19), scoring 1,369 career points ; he currently plays professionally overseas
- Mass communications major

CAREER STATS

				Field Goals		3-Point		F-Throws		Rebounds									Scoring	
SEASON	TEAM	GP-GS	MIN/AVG	FG-FGA	FG%	3FG-3FGA	3FG%	FT-FTA	FT%	OFF	DEF	TOT	AVG	PF-FO	A	TO	BLK	STL	PTS	AVG
2023-24	USC	24-15	518/21.6	94-157	.599	0-5	.000	51-75	.680	58	77	135	5.6	55-1	39	30	22	21	239	10.0
TOTAL		**24-15**	**518/21.6**	**94-157**	**.599**	**0-5**	**.000**	**51-75**	**.680**	**58**	**77**	**135**	**5.6**	**55-1**	**39**	**30**	**22**	**21**	**239**	**10.0**

31 BENJAMIN BOSMANS-VERDONK

BOSE-mans ver-DONK

RSr. • Forward • 6-9 • 238 • Lommel, Belgium // Illinois

INSTAGRAM: @bosmansverdonk
TWITTER: @BosmansVerdonk

CAREER HIGHS

Single Game Highs

Statistic	Value	
Points	10	vs Florida A&M 12/30/23
Rebounds	10	vs Jackson St. 11/09/21, vs Arkansas St. 11/12/21
Assists	6	vs UTRGV 11/26/21
Steals	2	vs Hampton 11/23/19, vs Purdue 01/17/22, vs USC Upstate 11/25/22
Blocks	2	vs The Citadel 11/20/19
FG Made	4	vs Michigan St. 01/25/22, vs USC Upstate 11/25/22, vs Florida A&M 12/30/23
FG Attempts	7	vs Michigan St. 01/25/22, vs USC Upstate 11/25/22
3FG Attempts	1	vs Nicholls 11/05/19, vs The Citadel 11/20/19
FT Made	4	vs Ole Miss 01/17/23, vs Furman 11/20/22
FT Attempts	6	vs Ole Miss 01/17/23

SUPERLATIVES

	'23-24	Career
Double-figure scoring	1	1
Double-figure rebounding	-	-
Double-double	-	-
5+ assists	-	1
2+ steals	-	3
Team high scoring	-	-
Team high rebounding	1	2*
Team high assists	-	3*
Team high steals	-	4*

*includes led, or shared team high ; * Carolina ONLY*

2023-24 GAME-BY-GAME

				Total		3-Pointers		Free throws		Rebounds										
Opponent	Date	GS	MIN	FG-FGA	PCT	3FG-3FGA	PCT	FT-FTA	PCT	OFF	DEF	TOT	AVG	PF	A	TO	BLK	STL	PTS	AVG
USC Upstate	11/06/2023		10:40	1-2	.500	0-0	.000	0-0	.000	1	1	2	2.0	1	0	1	0	1	2	2.0
vs Virginia Tech	11/10/2023		15:24	1-1	1.000	0-0	.000	0-0	.000	3	4	7	4.5	2	0	1	0	0	2	2.0
VMI	11/13/2023		13:38	2-3	.667	0-0	.000	0-0	.000	7	1	8	5.7	2	0	3	0	0	4	2.7
vs DePaul	11/17/2023		08:19	1-1	1.000	0-0	.000	1-2	.500	1	1	2	4.8	5	0	3	0	0	3	2.8
vs Grand Canyon	11/19/2023		11:06	0-1	.000	0-0	.000	0-0	.000	0	3	3	4.4	0	2	0	0	0	0	2.2
Notre Dame	11/28/2023		09:50	1-2	.500	0-0	.000	0-0	.000	1	1	2	4.0	3	0	1	1	0	2	2.2
George Washington	12/01/2023		09:34	1-2	.500	0-0	.000	0-0	.000	1	0	1	3.6	0	1	0	1	1	2	2.1
at Clemson	12/06/2023		02:54	0-0	.000	0-0	.000	0-0	.000	0	0	0	3.1	0	0	0	0	0	0	1.9
Charleston So.	12/16/2023		13:21	3-4	.750	0-0	.000	0-1	.000	3	1	4	3.2	2	1	0	0	0	6	2.3
Winthrop	12/19/2023		12:24	1-1	1.000	0-0	.000	2-2	1.000	4	1	5	3.4	3	0	0	0	0	4	2.5
Elon	12/22/2023		21:12	1-3	.333	0-0	.000	2-4	.500	2	3	5	3.5	2	0	0	1	1	4	2.6
Florida A&M	12/30/2023		17:23	4-4	1.000	0-0	.000	2-2	1.000	4	3	7	3.8	4	2	2	0	0	10	3.3
at Alabama	01/09/2024		06:11	0-1	.000	0-0	.000	0-0	.000	2	1	3	3.8	2	0	1	0	0	0	3.0
at Missouri	01/13/2024		02:51	0-1	.000	0-0	.000	0-0	.000	0	0	0	3.5	1	0	0	0	0	0	2.8
Georgia	01/16/2024		03:19	1-2	.500	0-0	.000	1-1	1.000	0	0	0	3.3	2	2	0	0	0	3	2.8
at Auburn	02/14/2024		04:08	0-0	.000	0-0	.000	0-0	.000	0	0	0	3.1	0	0	0	0	0	0	2.6
Totals		**0**	**162:14**	**17-28**	**.607**	**0-0**	**.000**	**8-12**	**.667**	**29**	**20**	**49**	**3.1**	**29**	**8**	**12**	**3**	**3**	**42**	**2.6**

Player Averages

Games Played	Minutes/ game	Points/ game	FG Pct	3FG Pct	FT Pct	Rebounds/ game	Assists/ game	Turnovers/ game	Assist/Turnover ratio	Steals/ game	Blocks/ game
16	10.1	2.6	60.7	0.0	66.7	3.1	0.5	0.8	0.7	0.2	0.2

PLAYER BIO

AWARDS/HONORS

• SEC Academic Honor Roll – 2022-23

2023-24

• Career-high 10 points in 17 minutes off the bench in blowout win over FAMU (Dec. 30)
• Scored six points with four rebounds in win over Charleston Southern (Dec. 16)
• Had seven rebounds, including three offensive, in 79-77 win over Virginia Tech (Nov. 10) in the Hall of Fame Series at Spectrum Center ; was effective in just 15 minutes of action
• Scored four points with eight rebounds, seven on the offensive end of the floor, in 13 min of action during 74-64 win over VMI (Nov. 13)

CAREER HIGHLIGHTS

• Appeared in 31 games, making 14 starts in first season in Garnet & Black ; averaged 1.9 points, 3.1 rebounds and 1.1 assists per game
• Shot 39.3 percent (22-of-56) from the floor
• Made his Gamecock debut in a 60-58 rivalry win over Clemson (Nov. 11) ; played 15 minutes and had two points, four rebounds and two assists
• Matched career high in points (8) and steals (2) in victory over USC Upstate (Nov. 25) ; logged season highs in rebounds (7) and assists (4) as well in the game
• Tied season high again with four assists in road win at LSU (Feb. 18)
• Saw limited action in 41 games with two starts in three seasons at Illinois (2019-22)
• Played in a career-high 24 games for the Illini in 2021-22, averaging 1.6 points and 2.1 rebounds in 7.8 minutes per contest
• Shot 47.2 percent (17-for-36) from the floor in redshirt sophomore season at Illinois
• Was on pair of NCAA Tournament teams (2021, 2022) and a member of the 2021 Big Ten Tournament Champions and 2022 Big Ten Regular Season Co-Champions

PERSONAL

• Son of Rony Verdonk and Luana Bosmans
• Has a younger brother, Mauro
• Played handball, soccer and swam competitively growing up
• List playing the piano as one of his hobbies
• Graduated from Illinois in three years with a degree in psychology
• Currently enrolled as a second-year student in the University of South Carolina School of Law and is one of only active law students in NCAA Divison I basketball

CAREER STATS

				Field Goals		3-Point		F-Throws		Rebounds									Scoring	
SEASON	TEAM	GP-GS	MIN/AVG	FG-FGA	FG%	3FG-3FGA	3FG%	FT-FTA	FT%	OFF	DEF	TOT	AVG	PF-FO	A	TO	BLK	STL	PTS	AVG
2019-20	Illini	9-0	57/6.3	4-11	.364	0-2	.000	3-4	.750	6	4	10	1.1	6-0	6	5	2	3	11	1.2
2020-21	Illini	8-0	18/2.2	1-3	.333	0-0	.000	0-0	.000	1	2	3	0.4	0-0	0	1	0	0	2	0.3
2021-22	Illini	24-2	186/7.8	17-36	.472	0-0	.000	5-17	.294	25	26	51	2.1	33-0	15	5	0	7	39	1.6
2022-23	USC	31-14	463/14.9	22-56	.393	0-0	.000	16-27	.593	56	40	96	3.1	68-1	35	40	7	11	60	1.9
2023-24	USC	16-0	162/10.1	17-28	.607	0-0	.000	8-12	.667	29	20	49	3.1	29-1	8	12	3	3	42	2.6
TOTAL FOR USC		**47-14**	**625/13.3**	**39-84**	**.464**	**0-0**	**.000**	**24-39**	**.615**	**85**	**60**	**145**	**3.1**	**97-2**	**43**	**52**	**10**	**14**	**102**	**2.2**
TOTAL		**88-16**	**886/10.1**	**61-134**	**.455**	**0-2**	**.000**	**32-60**	**.533**	**117**	**92**	**209**	**2.4**	**136-2**	**64**	**63**	**12**	**24**	**154**	**1.8**

33 JOSH GRAY

Sr. • Forward • 7-0 • 265 • Brooklyn, N.Y. // LSU

INSTAGRAM: @ joshgrayofficial
TWITTER: @NWNBJosh

CAREER HIGHS

Single Game Highs

Statistic	Value	
Points	20	vs Arkansas 02/04/23
Rebounds	14	vs Mississippi St. 01/31/23, vs Arkansas 02/04/23
Assists	2	7 times
Steals	2	4 times
Blocks	3	4 times
FG Made	9	vs Arkansas 02/04/23
FG Attempts	14	vs Arkansas 02/04/23
3FG Attempts	1	vs Western Ky. 11/14/21, vs Arkansas 02/04/23
FT Made	4	vs DePaul 11/17/23
FT Attempts	9	vs DePaul 11/17/23

SUPERLATIVES

	'23-24	Career
Double-figure scoring	1	4
Double-figure rebounding	-	8
Double-double	-	2
2+ blocks	2	10
2+ steals	-	4
Team high scoring	-	1*
Team high rebounding	3	21*
Team high blocks	8	29*
Team high steals	1	5*

*includes led, or shared team high ; * Carolina ONLY*

2023-24 GAME-BY-GAME

				Total		3-Pointers		Free throws		Rebounds										
Opponent	Date	GS	MIN	FG-FGA	PCT	3FG-3FGA	PCT	FT-FTA	PCT	OFF	DEF	TOT	AVG	PF	A	TO	BLK	STL	PTS	AVG
USC Upstate	11/06/2023		10:54	1-2	.500	0-0	.000	1-3	.333	0	6	6	6.0	2	0	0	1	0	3	3.0
VMI	11/13/2023		02:24	0-1	.000	0-0	.000	0-0	.000	0	0	0	3.0	1	0	0	0	0	0	1.5
vs DePaul	11/17/2023		15:11	2-3	.667	0-0	.000	4-9	.444	1	6	7	4.3	3	0	0	1	1	8	3.7
vs Grand Canyon	11/19/2023		06:30	1-3	.333	0-0	.000	2-3	.667	2	1	3	4.0	3	0	0	0	0	4	3.8
Notre Dame	11/28/2023		03:21	0-0	.000	0-0	.000	0-0	.000	0	1	1	3.4	1	0	0	0	0	0	3.0
George Washington	12/01/2023		05:02	0-0	.000	0-0	.000	0-0	.000	0	0	0	2.8	1	0	0	0	1	0	2.5
at Clemson	12/06/2023		02:20	1-1	1.000	0-0	.000	0-0	.000	0	2	2	2.7	0	0	0	0	0	2	2.4
at East Carolina	12/09/2023		07:37	0-0	.000	0-0	.000	0-0	.000	0	1	1	2.5	0	0	1	0	0	0	2.1
Charleston So.	12/16/2023		01:50	0-0	.000	0-0	.000	0-0	.000	0	2	2	2.4	0	0	1	0	0	0	1.9
Winthrop	12/19/2023		02:48	0-1	.000	0-0	.000	0-0	.000	0	0	0	2.2	1	0	0	0	0	0	1.7
Mississippi St.	01/06/2024		05:43	0-0	.000	0-0	.000	0-0	.000	0	0	0	2.0	3	0	0	1	0	0	1.5
at Alabama	01/09/2024		04:01	1-1	1.000	0-0	.000	0-0	.000	0	0	0	1.8	1	0	0	1	0	2	1.6
at Missouri	01/13/2024		08:58	0-2	.000	0-0	.000	2-2	1.000	0	1	1	1.8	2	1	2	0	0	2	1.6
Georgia	01/16/2024		04:03	1-2	.500	0-0	.000	0-5	.000	2	1	3	1.9	0	0	1	2	0	2	1.6
at Arkansas	01/20/2024		09:20	3-4	.750	0-0	.000	0-0	.000	1	3	4	2.0	1	2	2	0	1	6	1.9
Kentucky	01/23/2024		11:14	4-6	.667	0-0	.000	1-1	1.000	1	5	6	2.3	2	0	0	0	0	9	2.4
Missouri	01/27/2024		13:09	2-4	.500	0-0	.000	1-2	.500	1	2	3	2.3	3	0	1	1	0	5	2.5
at Tennessee	01/30/2024		13:38	2-4	.500	0-0	.000	2-2	1.000	2	5	7	2.6	2	0	1	0	0	6	2.7
at Georgia	02/03/2024		18:21	7-9	.778	0-0	.000	1-2	.500	4	4	8	2.8	2	1	1	0	0	15	3.4
Ole Miss	02/06/2024		16:35	2-5	.400	0-0	.000	0-0	.000	1	2	3	2.9	1	1	0	0	0	4	3.4
Vanderbilt	02/10/2024		14:40	0-0	.000	0-0	.000	1-3	.333	2	2	4	2.9	1	1	3	2	0	1	3.3
at Auburn	02/14/2024		13:39	0-1	.000	0-0	.000	0-0	.000	1	1	2	2.9	1	1	2	2	0	0	3.1
LSU	02/17/2024		10:14	1-2	.500	0-0	.000	2-2	1.000	0	3	3	2.9	1	0	0	1	0	4	3.2
at Ole Miss	02/24/2024		12:39	1-2	.500	0-0	.000	0-2	.000	0	3	3	2.9	2	0	2	1	0	2	3.1
at Texas A&M	02/28/2024		18:12	0-1	.000	0-0	.000	0-0	.000	1	0	1	2.8	2	2	0	2	0	0	3.0
Florida	03/02/2024		16:35	1-2	.500	0-0	.000	3-5	.600	1	1	2	2.8	2	1	0	1	0	5	3.1
Tennessee	03/06/2024		07:58	0-1	.000	0-0	.000	1-2	.500	2	3	5	2.9	2	1	0	0	0	1	3.0
Totals		**0**	**256:54**	**30-57**	**.526**	**0-0**	**.000**	**21-43**	**.488**	**22**	**55**	**77**	**2.9**	**40**	**11**	**17**	**16**	**3**	**81**	**3.0**

Player Averages

Games Played	Minutes/ game	Points/ game	FG Pct	3FG Pct	FT Pct	Rebounds/ game	Assists/ game	Turnovers/ game	Assist/Turnover ratio	Steals/ game	Blocks/ game
27	9.5	3.0	52.6	0.0	48.8	2.9	0.4	0.6	0.6	0.1	0.6

PLAYER BIO

AWARDS/HONORS

2023-24

- Has led Carolina in blocks eight times this season.
- Season-high 15 points and a team-high eight rebounds in win at Georgia on Feb. 3, 2024.
- Team-high seven rebounds in win at No. 5/5 Tennessee on (Jan. 30).
- Huge off the bench in win over No. 6/6 Kentucky on Jan. 23, 2024. Scored nine points and grabbed six rebounds.
- Hit a pair of critical 1-and-1 free throws with 1:04 remaining to help send the game to OT in road win at Mizzou (Jan. 13)
- Missed the Virginia Tech game on Nov. 10 due to illness

CAREER HIGHLIGHTS

- Played in all 32 games, making 15 starts (all in SEC play) ; averaged 4.3 points and 6.3 rebounds (led the team) in 16.8 minutes per gam ; his 27 blocks (0.8 per game average), 22 dunks and 51.2 field goal percentage (44-of-86) also led the team
- Logged double-digit rebounds on eight different occasions, seven of which came in conference action ; scored in double-figures a career-best three times
- Averaged 5.8 points and 7.9 rebounds per game in SEC
- Scored six points, pulled down 10 rebounds and had three blocks in 60-58 rivalry win vs. Clemson (Nov. 11)
- Recorded the first double-double of his career with 11 points and 13 rebounds at Florida (Jan. 25) in just 21 minutes of action
- Had six points and a new career-high 14 rebounds (eight offensive) vs. Mississippi State (Jan. 31)
- Followed that performance with the best game of his career to date, scoring 20 points and pulling down 14 rebounds vs. Arkansas (Feb. 4) ; was his first career 20-point game ; set career highs for field goals made (9) and field goals attempted (14)

Had double-digit rebounds four more times in SEC action with 13 in a road win at Ole Miss (Feb. 11), 12 vs. Vanderbilt (Feb. 14), 10 at Tennessee (Feb. 25) and 13 in a Senior Day win vs. Georgia (March 4)

PERSONAL

- Son of Mr. and Mrs. Gray
- Is the youngest of three siblings
- Lists Giannis Antetokounmpo as his favorite professional basketball player
- His favorite dessert is cheesecake and his favorite vacation spot is France
- A mass communications major

CAREER STATS

				Field Goals		3-Point		F-Throws		Rebounds									Scoring	
SEASON	TEAM	GP-GS	MIN/AVG	FG-FGA	FG%	3FG-3FGA	3FG%	FT-FTA	FT%	OFF	DEF	TOT	AVG	PF-FO	A	TO	BLK	STL	PTS	AVG
2020-21	LSU	10-0	33/3.3	3-6	.500	0-0	.000	2-7	.286	5	7	12	1.2	7-0	0	2	1	0	8	0.8
2021-22	USC	25-3	284/11.3	30-58	.517	0-1	.000	13-34	.382	36	51	87	3.5	37-0	9	12	17	11	73	2.9
2022-23	USC	32-15	537/16.8	57-111	.514	0-1	.000	24-52	.462	86	115	201	6.3	74-1	15	31	27	9	138	4.3
2023-24	USC	27-0	257/9.5	30-57	.526	0-0	.000	21-43	.488	22	55	77	2.9	40-0	11	17	16	3	81	3.0
TOTAL FOR USC		**84-18**	**1078/12.8**	**117-226**	**.518**	**0-2**	**.000**	**58-129**	**.450**	**144**	**221**	**365**	**4.3**	**151-1**	**35**	**60**	**60**	**23**	**292**	**3.5**
TOTAL		**94-18**	**1111/11.8**	**120-232**	**.517**	**0-2**	**.000**	**60-136**	**.441**	**149**	**228**	**377**	**4.0**	**158-1**	**35**	**62**	**61**	**23**	**300**	**3.2**

55 TA'LON COOPER *TUH-lon*

Gr. • Guard • 6-4 • 200 • Roebuck, S.C. // Minnesota

INSTAGRAM: @taloncooper_55
TWITTER: @LatrellT313
TIKTOK: @tlc_55

CAREER HIGHS

Single Game Highs

Statistic	Value	
Points	20	vs Alice Lloyd 12/28/19, vs Kentucky 01/23/24
Rebounds	11	at Ohio St. 01/12/23
Assists	12	vs Transylvania 11/18/21, vs Presbyterian 12/06/21, vs Nebraska 03/08/23
Steals	5	vs Tennessee Tech 02/03/22
Blocks	4	vs Murray St. 03/05/22, vs Penn St. 02/18/23
FG Made	8	vs Kentucky 01/23/24
FG Attempts	16	at Michigan 01/22/23
3FG Made	4	5 times
3FG Attempts	10	at SIUE 02/26/22
FT Made	8	vs Nebraska 03/08/23
FT Attempts	10	vs Nebraska 03/08/23

SUPERLATIVES

	'23-24	Career
Double-figure scoring	16	67
Double-figure rebounding	-	2
Double-figure assists	-	3
Double-double	-	6
5+ assists	12	73
3+ steals	2	11
Team high scoring	3	3*
Team high rebounding	4	4*
Team high assists	20	20*
Team high steals	6	6*

*includes led, or shared team high ; * Carolina ONLY*

2023-24 GAME-BY-GAME

				Total		3-Pointers		Free throws		Rebounds										
Opponent	Date	GS	MIN	FG-FGA	PCT	3FG-3FGA	PCT	FT-FTA	PCT	OFF	DEF	TOT	AVG	PF	A	TO	BLK	STL	PTS	AVG
USC Upstate	11/06/2023	*	22:52	5-7	.714	3-5	.600	2-3	.667	2	5	7	7.0	1	3	1	1	0	15	15.0
vs Virginia Tech	11/10/2023	*	31:16	5-8	.625	2-4	.500	0-0	.000	0	2	2	4.5	2	7	0	0	0	12	13.5
VMI	11/13/2023	*	33:26	3-9	.333	0-2	.000	1-1	1.000	0	1	1	3.3	3	7	0	0	2	7	11.3
vs DePaul	11/17/2023	*	31:27	2-6	.333	1-2	.500	4-6	.667	3	4	7	4.3	1	5	2	0	2	9	10.8
vs Grand Canyon	11/19/2023	*	34:52	1-3	.333	0-1	.000	0-0	.000	0	0	0	3.4	3	5	1	0	0	2	9.0
Notre Dame	11/28/2023	*	35:38	2-6	.333	1-3	.333	4-5	.800	1	4	5	3.7	2	4	1	0	1	9	9.0
George Washington	12/01/2023	*	32:58	5-7	.714	4-6	.667	0-0	.000	0	3	3	3.6	0	8	1	0	0	14	9.7
at Clemson	12/06/2023	*	32:56	2-4	.500	1-1	1.000	0-0	.000	1	2	3	3.5	3	3	1	0	0	5	9.1
at East Carolina	12/09/2023	*	35:42	2-4	.500	2-4	.500	3-4	.750	0	7	7	3.9	0	3	2	0	0	9	9.1
Charleston So.	12/16/2023	*	28:09	3-4	.750	0-1	.000	3-4	.750	2	3	5	4.0	1	3	1	0	1	9	9.1
Winthrop	12/19/2023	*	31:41	6-12	.500	1-5	.200	0-0	.000	2	4	6	4.2	0	3	3	1	0	13	9.5
Elon	12/22/2023	*	33:28	7-11	.636	3-7	.429	0-1	.000	4	2	6	4.3	1	3	1	0	1	17	10.1
Florida A&M	12/30/2023	*	25:37	0-4	.000	0-2	.000	2-2	1.000	1	3	4	4.3	0	4	0	1	0	2	9.5
Mississippi St.	01/06/2024	*	33:17	1-6	.167	0-2	.000	2-4	.500	0	3	3	4.2	0	7	1	1	0	4	9.1
at Alabama	01/09/2024	*	31:54	4-8	.500	2-5	.400	0-0	.000	3	1	4	4.2	1	1	1	0	3	10	9.1
at Missouri	01/13/2024	*	40:05	4-11	.364	2-5	.400	1-1	1.000	3	5	8	4.4	1	3	2	0	0	11	9.3
Georgia	01/16/2024	*	37:14	3-7	.429	0-2	.000	2-2	1.000	2	4	6	4.5	3	3	1	1	1	8	9.2
at Arkansas	01/20/2024	*	36:30	4-5	.800	3-3	1.000	0-0	.000	0	4	4	4.5	1	5	1	0	0	11	9.3
Kentucky	01/23/2024	*	36:31	8-11	.727	2-4	.500	2-2	1.000	3	2	5	4.5	1	5	0	2	0	20	9.8
Missouri	01/27/2024	*	36:15	4-5	.800	2-3	.667	2-2	1.000	0	3	3	4.5	3	4	3	0	1	12	10.0
at Tennessee	01/30/2024	*	33:25	6-10	.600	4-5	.800	2-2	1.000	1	4	5	4.5	1	2	2	0	0	18	10.3
at Georgia	02/03/2024	*	38:04	3-6	.500	3-4	.750	1-2	.500	0	3	3	4.4	1	8	2	0	1	10	10.3
Ole Miss	02/06/2024	*	35:32	5-10	.500	2-4	.500	0-0	.000	0	4	4	4.4	1	2	2	0	0	12	10.4
Vanderbilt	02/10/2024	*	34:55	2-6	.333	1-5	.200	0-0	.000	0	2	2	4.3	1	7	0	0	0	5	10.2
at Auburn	02/14/2024	*	33:48	1-6	.167	0-2	.000	2-2	1.000	0	2	2	4.2	1	0	1	0	0	4	9.9
LSU	02/17/2024	*	32:26	2-8	.250	1-4	.250	0-0	.000	2	2	4	4.2	0	3	1	0	2	5	9.7
at Ole Miss	02/24/2024	*	35:35	4-8	.500	1-1	1.000	0-1	.000	0	7	7	4.3	2	6	2	0	1	9	9.7
at Texas A&M	02/28/2024	*	35:21	4-12	.333	3-6	.500	0-1	.000	1	7	8	4.4	2	9	2	1	0	11	9.8
Florida	03/02/2024	*	35:48	4-8	.500	3-4	.750	0-0	.000	0	1	1	4.3	4	4	2	0	4	11	9.8
Tennessee	03/06/2024	*	36:02	4-10	.400	3-8	.375	0-0	.000	3	5	8	4.4	2	2	1	0	0	11	9.8
Totals		**30**	**1012:44**	**106-222**	**.477**	**50-110**	**.455**	**33-45**	**.733**	**34**	**99**	**133**	**4.4**	**42**	**129**	**38**	**8**	**20**	**295**	**9.8**

Player Averages

Games Played	Minutes/ game	Points/ game	FG Pct	3FG Pct	FT Pct	Rebounds/ game	Assists/ game	Turnovers/ game	Assist/Turnover ratio	Steals/ game	Blocks/ game
30	33.8	9.8	47.7	45.5	73.3	4.4	4.3	1.3	3.4	0.7	0.3

PLAYER BIO

AWARDS/HONORS

• First Team All-Ohio Valley (2022)

2023-24

• Season-high nine assists in win at Texas A&M Feb. (28).
• Became one of four active players with 1300 career points and 700 assists in win vs Ole Miss on (Feb. 6).
•Team-high 18 points in win at No. 5/5 Tennessee on (Jan. 30). Scored 61 points over a four games marking the best scoring stretch of his career. Scored 57 over a four-game stretch last year at Minnesota.
• Scored 12 points and had a team-high four assists in win vs Missouri on (Jan. 27).
• Tied a career-high with 20 points on 8-of-11 shooting in win over No. 6/6 Kentucky on Jan. 23, 2024. Had a team-high five assists and no turnovers.
• Fifth in the SEC in assists per game (4.3)
• Ranks 11th in the country and 2nd in the SEC with a 3.39:1 assist-to-turnover ratio ; 129 assists and just 38 turnovers on the season
• Seven assists and just one TO in win vs. Miss. State (Jan. 6)
• Season-high 17 points in blowout win over Elon (Dec. 22) ; matched career-high with seven made FGs ; hit trio of 3s for the third time this season in game
• Scored 14 points and dished out eight assists with just one turnover in blowout win over George Washington (Dec. 1) ; matched his career high with four made 3s
• Had 12 points, seven assists and no turnovers, in 79-77 win over Virginia Tech (Nov. 10) in the Hall of Fame Series at Spectrum Center

CAREER HIGHLIGHTS

• In four collegiate seasons, has played in 126 games, averaging 8.5 points, 4.8 assists and 3.4 rebounds per game
Ended the last season 21st on the NCAA active leaders for career assists list with 603
• Spent the 2022-23 season at Minnesota ; served as team captain starting all 30 games for the Gophers
• Averaged 9.9 points (third on team) and 6.3 assists per game (led team) ; his 196 assists were 12th in the country and his assist per game average was seventh nationally
• He also averaged 37 minutes per game and led the team in minutes played (1,096) ; he had 16 double-figure outings and 21 games with five or more assists (three with double-figure assists) in his lone season at Minnesota
• In three seasons at Morehead State, played in 95 games making 52 starts
• He averaged 8.1 points and 4.3 assists per game for the Eagles
• Earned First Team All-OVC honors in 2022 after averaging 9.1 points, 5.9 assists and 3.1 steals per game
• Helped team to an OVC title in 2021 and an NCAA Tournament appearances ; played two seasons with All-SEC forward Johni Broome of Auburn while at Morehead

PERSONAL

• Son of Curtis and Nataki ; has a brother, Curtis Jr., and a pair of sisters, Carneisha and Zakiya
• Graduated with a degree in sport management from Minnesota
• Born on Nov. 26, 1999
• Would like to become a coach when playing days are over
• List Space Jam as favorite movie
• Dream car is 1968 Mustang
• Magic Johnson is favorite NBA player to watch

CAREER STATS

				Field Goals		3-Point		F-Throws		Rebounds									Scoring	
SEASON	TEAM	GP-GS	MIN/AVG	FG-FGA	FG%	3FG-3FGA	3FG%	FT-FTA	FT%	OFF	DEF	TOT	AVG	PF-FO	A	TO	BLK	STL	PTS	AVG
2019-20	More	30-7	696/23.2	66-146	.452	31-80	.388	46-57	.807	17	68	85	2.8	42-1	94	37	10	27	209	7.0
2020-21	More	31-11	907/29.3	89-217	.410	39-99	.394	39-64	.609	10	55	65	2.1	49-1	111	60	16	28	256	8.3
2021-22	More	34-34	1154/33.9	106-260	.408	40-120	.333	56-86	.651	23	131	154	4.5	60-0	202	74	23	31	308	9.1
2022-23	MINN	31-31	1137/36.7	107-271	.395	37-98	.378	54-88	.614	18	107	125	4.0	66-1	196	83	28	33	305	9.8
2023-24	USC	30-30	1013/33.8	106-222	.477	50-110	.455	33-45	.733	34	99	133	4.4	42-0	129	38	8	20	295	9.8
TOTAL FOR USC		**30-30**	**1013/33.8**	**106-222**	**.477**	**50-110**	**.455**	**33-45**	**.733**	**34**	**99**	**133**	**4.4**	**42-0**	**129**	**38**	**8**	**20**	**295**	**9.8**
TOTAL		**156-113**	**4907/31.5**	**474-1116**	**.425**	**197-507**	**.389**	**228-340**	**.671**	**102**	**460**	**562**	**3.6**	**259-3**	**732**	**292**	**85**	**139**	**1373**	**8.8**

2023-24 South Carolina Men's Basketball
Combined Team Statistics
All games

Game Records

Record	Overall	Home	Away	Neutral
ALL GAMES	24-6	14-3	7-3	3-0
CONFERENCE	12-5	6-3	6-2	0-0
NON-CONFERENCE	12-1	8-0	1-1	3-0

Score by Periods

Team	1st	2nd	OT	TOT
South Carolina	1039	1101	9	2149
Opponents	901	1061	7	1969

Team Box Score

No.	Player				Total		3-Point		F-Throw		Rebounds											
		GP-GS	MIN	AVG	FG-FGA	FG%	3FG-3FGA	3FG%	FT-FTA	FT%	OFF	DEF	TOT	AVG	PF	DQ	A	TO	BLK	STL	PTS	AVG
5	JOHNSON, Meechie	29-29	840:24	29.0	139-339	.410	52-162	.321	86-108	.796	18	106	124	4.3	60	2	87	48	4	28	416	14.3
2	MACK, B.J.	30-30	739:59	24.7	132-324	.407	43-138	.312	85-111	.766	34	103	137	4.6	64	0	40	37	14	10	392	13.1
30	MURRAY-BOYLES, Collin	24-15	517:44	21.6	94-157	.599	0-5	.000	51-75	.680	58	77	135	5.6	55	1	39	30	22	21	239	10.0
55	COOPER, Ta'lon	30-30	1012:44	33.8	106-222	.477	50-110	.455	33-45	.733	34	99	133	4.4	42	0	129	38	8	20	295	9.8
10	STUTE, Myles	24-17	583:04	24.3	74-176	.420	42-106	.396	23-33	.697	25	52	77	3.2	45	0	25	33	5	17	213	8.9
1	WRIGHT, Jacobi	30-1	687:11	22.9	63-169	.373	28-84	.333	32-45	.711	11	44	55	1.8	43	0	53	18	2	14	186	6.2
12	DAVIS, Zachary	29-13	641:40	22.1	58-136	.426	17-66	.258	24-35	.686	27	74	101	3.5	48	0	32	24	6	19	157	5.4
33	GRAY, Josh	27-0	256:54	9.5	30-57	.526	0-0	.000	21-43	.488	22	55	77	2.9	40	0	11	17	16	3	81	3.0
31	BOSMANS-VERDONK, Benjamin	16-0	162:14	10.1	17-28	.607	0-0	.000	8-12	.667	29	20	49	3.1	29	1	8	12	3	3	42	2.6
15	UGUSUK, Morris	27-0	290:43	10.8	22-66	.333	14-47	.298	7-9	.778	5	14	19	0.7	8	0	16	10	3	5	65	2.4
4	CLARK, Stephen	25-15	254:11	10.2	23-47	.489	2-7	.286	9-16	.563	15	38	53	2.1	40	0	19	14	13	4	57	2.3
14	SPARKMAN, Eli	4-0	21:21	5.3	1-5	.200	0-4	.000	2-2	1.000	1	3	4	1.0	1	0	0	1	0	0	4	1.0
0	DIBBA, Ebrima	3-0	11:03	3.7	1-4	.250	0-1	.000	0-1	.000	0	0	0	0.0	1	0	1	1	0	0	2	0.7
20	GRAJZL, Danny	4-0	05:48	1.5	0-0	.000	0-0	.000	0-0	.000	0	0	0	0.0	1	0	0	0	0	0	0	0.0
Team											62	53	115					24				
Total		**30**	**6025**		**760-1730**	**.439**	**248-730**	**.340**	**381-535**	**.712**	**341**	**738**	**1079**	**36.0**	**477**	**4**	**460**	**307**	**96**	**144**	**2149**	**71.6**
Opponents		**30**	**6025**		**705-1683**	**.419**	**176-531**	**.331**	**383-523**	**.732**	**281**	**691**	**972**	**32.4**	**485**	**9**	**334**	**291**	**134**	**172**	**1969**	**65.6**

Team Statistics

	USC	OPP
Scoring	**2149**	**1969**
Points per game	71.6	65.6
Scoring margin	+6.0	-
Field goals-att	**760-1730**	**705-1683**
Field goal pct	.439	.419
3 point fg-att	**248-730**	**176-531**
3-point FG pct	.340	.331
3-pt FG made per game	8.3	5.9
Free throws-att	**381-535**	**383-523**
Free throw pct	.712	.732
F-Throws made per game	12.7	12.8
Rebounds	**1079**	**972**
Rebounds per game	36.0	32.4
Rebounding margin	+3.6	-
Assists	**460**	**334**
Assists per game	15.3	11.1
Turnovers	**307**	**291**
Turnovers per game	10.2	9.7
Turnover margin	-0.5	-
Assist/turnover ratio	1.5	1.1
Steals	**144**	**172**
Steals per game	4.8	5.7
Blocks	**96**	**134**
Blocks per game	3.2	4.5
Winning streak	**0**	**-**
Home win streak	0	-
Attendance	**227747**	**113163**
Home games-Avg/Game	17-13397	10-11316
Neutral site-Avg/Game	-	3-4195

Team Results

Date	Opponent		Score	Att.
11/06/2023	USC Upstate	W	82-53	11216
11/10/2023	vs Virginia Tech	W	79-77	6783
11/13/2023	VMI	W	74-64	10449
11/17/2023	vs DePaul	W	73-68	3214
11/19/2023	vs Grand Canyon	W	75-68	2589
11/28/2023	Notre Dame	W	65-53	15215
12/01/2023	George Washington	W	89-67	10936
12/06/2023	at Clemson	L	67-72	9000
12/09/2023	at East Carolina	W	68-62	5568
12/16/2023	Charleston So.	W	73-69	10006
12/19/2023	Winthrop	W	72-62	9455
12/22/2023	Elon	W	70-43	10203
12/30/2023	Florida A&M	W	94-62	11070
01/06/2024	Mississippi St.	W	68-62	11382
01/09/2024	at Alabama	L	47-74	10208
01/13/2024	at Missouri	Wot	71-69	11135
01/16/2024	Georgia	L	69-74	12404
01/20/2024	at Arkansas	W	77-64	19200
01/23/2024	Kentucky	W	79-62	18000
01/27/2024	Missouri	W	72-64	13553
01/30/2024	at Tennessee	W	63-59	20667
02/03/2024	at Georgia	W	72-62	10523
02/06/2024	Ole Miss	W	68-65	18000
02/10/2024	Vanderbilt	W	75-60	14310
02/14/2024	at Auburn	L	61-101	9121
02/17/2024	LSU	L	63-64	16570
02/24/2024	at Ole Miss	W	72-59	8486
02/28/2024	at Texas A&M	W	70-68	9255
03/02/2024	Florida	W	82-76	16978
03/06/2024	Tennessee	L	59-66	18000

2023-24 South Carolina Men's Basketball
Combined Team Statistics
In Conference games

as of Mar 07, 2024

Game Records

Record	Overall	Home	Away	Neutral
ALL GAMES	12-5	6-3	6-2	0-0
CONFERENCE	12-5	6-3	6-2	0-0
NON-CONFERENCE	0-0	0-0	0-0	0-0

Score by Periods

Team	1st	2nd	OT	TOT
South Carolina	558	601	9	1168
Opponents	532	610	7	1149

Team Box Score

No.	Player				Total		3-Point		F-Throw		Rebounds											
		GP-GS	MIN	AVG	FG-FGA	FG%	3FG-3FGA	3FG%	FT-FTA	FT%	OFF	DEF	TOT	AVG	PF	DQ	A	TO	BLK	STL	PTS	AVG
2	MACK, B.J.	17-17	422:09	24.8	68-183	.372	24-82	.293	50-68	.735	17	54	71	4.2	34	0	21	21	4	2	210	12.4
5	JOHNSON, Meechie	17-17	502:49	29.6	71-185	.384	27-92	.293	35-46	.761	8	67	75	4.4	36	1	56	30	2	17	204	12.0
30	MURRAY-BOYLES, Collin	17-15	438:25	25.8	79-130	.608	0-3	.000	37-54	.685	49	70	119	7.0	44	1	32	26	21	19	195	11.5
55	COOPER, Ta'lon	17-17	602:42	35.5	63-137	.460	32-67	.478	14-19	.737	18	59	77	4.5	25	0	71	24	5	13	172	10.1
10	STUTE, Myles	11-4	243:43	22.2	25-64	.391	17-42	.405	8-9	.889	7	18	25	2.3	20	0	8	16	3	7	75	6.8
12	DAVIS, Zachary	17-13	410:08	24.1	37-88	.420	8-40	.200	20-26	.769	20	36	56	3.3	35	0	24	17	2	7	102	6.0
1	WRIGHT, Jacobi	17-0	394:18	23.2	34-92	.370	21-54	.389	13-23	.565	6	24	30	1.8	28	0	27	6	1	5	102	6.0
33	GRAY, Josh	17-0	198:58	11.7	25-46	.543	0-0	.000	14-28	.500	19	36	55	3.2	28	0	11	15	14	1	64	3.8
15	UGUSUK, Morris	15-0	100:19	6.7	9-26	.346	4-17	.235	5-6	.833	1	6	7	0.5	2	0	4	3	1	2	27	1.8
0	DIBBA, Ebrima	2-0	08:14	4.1	1-3	.333	0-1	.000	0-1	.000	0	0	0	0.0	0	0	0	0	0	0	2	1.0
4	CLARK, Stephen	12-2	86:46	7.2	4-9	.444	0-2	.000	4-9	.444	7	10	17	1.4	15	0	4	5	0	3	12	1.0
31	BOSMANS-VERDONK, Benjamin	4-0	16:29	4.1	1-4	.250	0-0	.000	1-1	1.000	2	1	3	0.8	5	0	2	1	0	0	3	0.8
Team											35	27	62					18				
Total		**17**	**3425**		**417-967**	**.431**	**133-400**	**.333**	**201-290**	**.693**	**189**	**408**	**597**	**35.1**	**272**	**2**	**260**	**182**	**53**	**76**	**1168**	**68.7**
Opponents		**17**	**3425**		**417-967**	**.431**	**99-304**	**.326**	**216-288**	**.750**	**165**	**393**	**558**	**32.8**	**269**	**4**	**191**	**149**	**81**	**104**	**1149**	**67.6**

Team Statistics

	USC	OPP
Scoring	**1168**	**1149**
Points per game	68.7	67.6
Scoring margin	+1.1	-
Field goals-att	**417-967**	**417-967**
Field goal pct	.431	.431
3 point fg-att	**133-400**	**99-304**
3-point FG pct	.333	.326
3-pt FG made per game	7.8	5.8
Free throws-att	**201-290**	**216-288**
Free throw pct	.693	.750
F-Throws made per game	11.8	12.7
Rebounds	**597**	**558**
Rebounds per game	35.1	32.8
Rebounding margin	+2.3	-
Assists	**260**	**191**
Assists per game	15.3	11.2
Turnovers	**182**	**149**
Turnovers per game	10.7	8.8
Turnover margin	-1.9	-
Assist/turnover ratio	1.4	1.3
Steals	**76**	**104**
Steals per game	4.5	6.1
Blocks	**53**	**81**
Blocks per game	3.1	4.8
Winning streak	**0**	**-**
Home win streak	0	-
Attendance	**139197**	**98595**
Home games-Avg/Game	9-15466	8-12324
Neutral site-Avg/Game	-	0-0

Team Results

Date	Opponent		Score	Att.
01/06/2024	Mississippi St.	W	68-62	11382
01/09/2024	at Alabama	L	47-74	10208
01/13/2024	at Missouri	Wot	71-69	11135
01/16/2024	Georgia	L	69-74	12404
01/20/2024	at Arkansas	W	77-64	19200
01/23/2024	Kentucky	W	79-62	18000
01/27/2024	Missouri	W	72-64	13553
01/30/2024	at Tennessee	W	63-59	20667
02/03/2024	at Georgia	W	72-62	10523
02/06/2024	Ole Miss	W	68-65	18000
02/10/2024	Vanderbilt	W	75-60	14310
02/14/2024	at Auburn	L	61-101	9121
02/17/2024	LSU	L	63-64	16570
02/24/2024	at Ole Miss	W	72-59	8486
02/28/2024	at Texas A&M	W	70-68	9255
03/02/2024	Florida	W	82-76	16978
03/06/2024	Tennessee	L	59-66	18000

2023-24 South Carolina Men's Basketball
Overall Team Statistics
All games

Team Statistics

	USC	OPP
Scoring	**2149**	**1969**
Points per game	71.6	65.6
Scoring margin	+6.0	-
Field goals-att	**760-1730**	**705-1683**
Field goal pct	.439	.419
3 point fg-att	**248-730**	**176-531**
3-point FG pct	.340	.331
3-pt FG made per game	8.3	5.9
Free throws-att	**381-535**	**383-523**
Free throw pct	.712	.732
F-Throws made per game	12.7	12.8
Rebounds	**1079**	**972**
Rebounds per game	36.0	32.4
Rebounding margin	+3.6	-
Assists	**460**	**334**
Assists per game	15.3	11.1
Turnovers	**307**	**291**
Turnovers per game	10.2	9.7
Turnover margin	-0.5	-
Assist/turnover ratio	1.5	1.1
Steals	**144**	**172**
Steals per game	4.8	5.7
Blocks	**96**	**134**
Blocks per game	3.2	4.5
Winning streak	**0**	**-**
Home win streak	0	-
Attendance	**227747**	**113163**
Home games-Avg/Game	17-13397	10-11316
Neutral site-Avg/Game	-	3-4195

Score by Periods

Team	1st	2nd	OT	TOT
South Carolina	1039	1101	9	2149
Opponents	901	1061	7	1969

2023-24 South Carolina Men's Basketball
Category Leaders
All games

Points

##	Player	G	Pts	Pts/G
5	Johnson, Meechie	29	416	14.3
2	Mack, B.J.	30	392	13.1
55	Cooper, Ta'lon	30	295	9.8
30	Murray-Boyles, Collin	24	239	10.0
10	Stute, Myles	24	213	8.9
1	Wright, Jacobi	30	186	6.2
12	Davis, Zachary	29	157	5.4
33	Gray, Josh	27	81	3.0
15	Ugusuk, Morris	27	65	2.4
4	Clark, Stephen	25	57	2.3
31	Bosmans-Verdonk, Benjamin	16	42	2.6
14	Sparkman, Eli	4	4	1.0
0	Dibba, Ebrima	3	2	0.7

Scoring Average

##	Player	G	Pts	Pts/G
5	Johnson, Meechie	29	416	14.3
2	Mack, B.J.	30	392	13.1
30	Murray-Boyles, Collin	24	239	10.0
55	Cooper, Ta'lon	30	295	9.8
10	Stute, Myles	24	213	8.9
1	Wright, Jacobi	30	186	6.2
12	Davis, Zachary	29	157	5.4
33	Gray, Josh	27	81	3.0
31	Bosmans-Verdonk, Benjamin	16	42	2.6
15	Ugusuk, Morris	27	65	2.4
4	Clark, Stephen	25	57	2.3
14	Sparkman, Eli	4	4	1.0
0	Dibba, Ebrima	3	2	0.7

Field Goal Percentage

##	Player	FG	Att	Pct
31	Bosmans-Verdonk, Benjamin	17	28	.607
30	Murray-Boyles, Collin	94	157	.599
33	Gray, Josh	30	57	.526
4	Clark, Stephen	23	47	.489
55	Cooper, Ta'lon	106	222	.477
12	Davis, Zachary	58	136	.426
10	Stute, Myles	74	176	.420
5	Johnson, Meechie	139	339	.410
2	Mack, B.J.	132	324	.407
1	Wright, Jacobi	63	169	.373
15	Ugusuk, Morris	22	66	.333
0	Dibba, Ebrima	1	4	.250
14	Sparkman, Eli	1	5	.200

Field Goal Attempts

##	Player	G	Att	Att/G
5	Johnson, Meechie	29	339	11.7
2	Mack, B.J.	30	324	10.8
55	Cooper, Ta'lon	30	222	7.4
10	Stute, Myles	24	176	7.3
1	Wright, Jacobi	30	169	5.6

Field Goals Made

##	Player	G	Made	Made/G
5	Johnson, Meechie	29	139	4.8
2	Mack, B.J.	30	132	4.4
55	Cooper, Ta'lon	30	106	3.5
30	Murray-Boyles, Collin	24	94	3.9
10	Stute, Myles	24	74	3.1

3-Point FG Percentage

##	Player	3FG	Att	Pct
55	Cooper, Ta'lon	50	110	.455
10	Stute, Myles	42	106	.396
1	Wright, Jacobi	28	84	.333
5	Johnson, Meechie	52	162	.321
2	Mack, B.J.	43	138	.312
15	Ugusuk, Morris	14	47	.298
4	Clark, Stephen	2	7	.286
12	Davis, Zachary	17	66	.258

3-Point FG Attempts

##	Player	G	Att	Att/G
5	Johnson, Meechie	29	162	5.6
2	Mack, B.J.	30	138	4.6
55	Cooper, Ta'lon	30	110	3.7
10	Stute, Myles	24	106	4.4
1	Wright, Jacobi	30	84	2.8

3-Point FG Made

##	Player	G	Made	Made/G
5	Johnson, Meechie	29	52	1.8
55	Cooper, Ta'lon	30	50	1.7
2	Mack, B.J.	30	43	1.4
10	Stute, Myles	24	42	1.8
1	Wright, Jacobi	30	28	0.9

2023-24 South Carolina Men's Basketball
Category Leaders
All games

Free Throw Percentage

##	Player	Made	Att	Pct
14	Sparkman, Eli	2	2	1.000
5	Johnson, Meechie	86	108	.796
15	Ugusuk, Morris	7	9	.778
2	Mack, B.J.	85	111	.766
55	Cooper, Ta'lon	33	45	.733
1	Wright, Jacobi	32	45	.711
10	Stute, Myles	23	33	.697
12	Davis, Zachary	24	35	.686
30	Murray-Boyles, Collin	51	75	.680
31	Bosmans-Verdonk, Benjamin	8	12	.667
4	Clark, Stephen	9	16	.563
33	Gray, Josh	21	43	.488

Free Throw Attempts

##	Player	G	Att	Att/G
2	Mack, B.J.	30	111	3.7
5	Johnson, Meechie	29	108	3.7
30	Murray-Boyles, Collin	24	75	3.1
55	Cooper, Ta'lon	30	45	1.5
1	Wright, Jacobi	30	45	1.5

Free Throws Made

##	Player	G	Made	Made/G
5	Johnson, Meechie	29	86	3.0
2	Mack, B.J.	30	85	2.8
30	Murray-Boyles, Collin	24	51	2.1
55	Cooper, Ta'lon	30	33	1.1
1	Wright, Jacobi	30	32	1.1

Rebounds

##	Player	G	Reb	Reb/G
2	Mack, B.J.	30	137	4.6
30	Murray-Boyles, Collin	24	135	5.6
55	Cooper, Ta'lon	30	133	4.4
5	Johnson, Meechie	29	124	4.3
12	Davis, Zachary	29	101	3.5

Assists

##	Player	G	Ast	Ast/G
55	Cooper, Ta'lon	30	129	4.3
5	Johnson, Meechie	29	87	3.0
1	Wright, Jacobi	30	53	1.8
2	Mack, B.J.	30	40	1.3
30	Murray-Boyles, Collin	24	39	1.6

Rebounds Average

##	Player	G	Reb	Reb/G
30	Murray-Boyles, Collin	24	135	5.6
2	Mack, B.J.	30	137	4.6
55	Cooper, Ta'lon	30	133	4.4
5	Johnson, Meechie	29	124	4.3
12	Davis, Zachary	29	101	3.5

Steals

##	Player	G	Stl	Stl/G
5	Johnson, Meechie	29	28	1.0
30	Murray-Boyles, Collin	24	21	0.9
55	Cooper, Ta'lon	30	20	0.7
12	Davis, Zachary	29	19	0.7
10	Stute, Myles	24	17	0.7

Offensive Rebounds

##	Player	G	OReb	OReb/G
30	Murray-Boyles, Collin	24	58	2.4
2	Mack, B.J.	30	34	1.1
55	Cooper, Ta'lon	30	34	1.1
31	Bosmans-Verdonk, Benjamin	16	29	1.8
12	Davis, Zachary	29	27	0.9

Blocked Shots

##	Player	G	Blk	Blk/G
30	Murray-Boyles, Collin	24	22	0.9
33	Gray, Josh	27	16	0.6
2	Mack, B.J.	30	14	0.5
4	Clark, Stephen	25	13	0.5
55	Cooper, Ta'lon	30	8	0.3

Defensive Rebounds

##	Player	G	DReb	DReb/G
5	Johnson, Meechie	29	106	3.7
2	Mack, B.J.	30	103	3.4
55	Cooper, Ta'lon	30	99	3.3
30	Murray-Boyles, Collin	24	77	3.2
12	Davis, Zachary	29	74	2.6

Minutes

##	Player	G	Min	Min/G
55	Cooper, Ta'lon	30	1013	33:45
5	Johnson, Meechie	29	840	28:59
2	Mack, B.J.	30	740	24:40
1	Wright, Jacobi	30	687	22:54
12	Davis, Zachary	29	642	22:08

Fouls

##	Player	G	PF	PF/G
2	Mack, B.J.	30	64	2.1
5	Johnson, Meechie	29	60	2.1
30	Murray-Boyles, Collin	24	55	2.3
12	Davis, Zachary	29	48	1.7
10	Stute, Myles	24	45	1.9

Turnovers

##	Player	G	TO	TO/G
5	Johnson, Meechie	29	48	1.7
55	Cooper, Ta'lon	30	38	1.3
2	Mack, B.J.	30	37	1.2
10	Stute, Myles	24	33	1.4
30	Murray-Boyles, Collin	24	30	1.3

2023-24 South Carolina Men's Basketball
Player Highs Analysis
All games

South Carolina - Individual Game Highs

POINTS	31		Collin Murray-Boyles vs Vanderbilt (02/10/2024)
	29		Meechie Johnson vs Notre Dame (11/28/2023)
	27		B.J. Mack vs Grand Canyon (N) (11/19/2023)
	26		Meechie Johnson at Clemson (12/06/2023)
	25		Meechie Johnson vs Florida (03/02/2024)
FIELD GOALS MADE	14		Collin Murray-Boyles vs Vanderbilt (02/10/2024)
	10		Meechie Johnson vs Florida (03/02/2024)
FIELD GOAL ATTEMPTS	19		Meechie Johnson vs Tennessee (03/06/2024)
	18		Meechie Johnson at Alabama (01/09/2024)
FIELD GOAL PERCENTAGE (min 5 made)	.833	(5-6)	Collin Murray-Boyles at Ole Miss (02/24/2024)
	.833	(5-6)	Collin Murray-Boyles vs Florida A&M (12/30/2023)
3 PT FG MADE	6		Meechie Johnson at Clemson (12/06/2023)
	5		B.J. Mack vs Vanderbilt (02/10/2024)
	5		Meechie Johnson vs George Washington (12/01/2023)
	5		Myles Stute vs Virginia Tech (N) (11/10/2023)
3 PT FG ATTEMPTS	10		Meechie Johnson at Clemson (12/06/2023)
	9		B.J. Mack vs Vanderbilt (02/10/2024)
	9		Meechie Johnson at Alabama (01/09/2024)
	9		Myles Stute vs Florida A&M (12/30/2023)
	9		Myles Stute vs Elon (12/22/2023)
	9		Meechie Johnson vs Notre Dame (11/28/2023)
3 PT FG PERCENTAGE (min 2 made)	1.000	(3-3)	Myles Stute at Tennessee (01/30/2024)
	1.000	(3-3)	Ta'lon Cooper at Arkansas (01/20/2024)
	1.000	(2-2)	Morris Ugusuk vs Missouri (01/27/2024)
	1.000	(2-2)	Jacobi Wright vs VMI (11/13/2023)
	1.000	(2-2)	Meechie Johnson vs USC Upstate (11/06/2023)
FREE THROWS MADE	9		Collin Murray-Boyles vs Florida (03/02/2024)
	9		Meechie Johnson vs Mississippi St. (01/06/2024)
	9		B.J. Mack vs Grand Canyon (N) (11/19/2023)
FREE THROW ATTEMPTS	11		B.J. Mack vs Missouri (01/27/2024)
	11		Meechie Johnson vs Mississippi St. (01/06/2024)
	11		Meechie Johnson vs DePaul (N) (11/17/2023)
FREE THROW PERCENTAGE (min 3 made)	1.000	(9-9)	B.J. Mack vs Grand Canyon (N) (11/19/2023)
	1.000	(8-8)	Meechie Johnson vs Winthrop (12/19/2023)
	1.000	(6-6)	Zachary Davis vs Florida (03/02/2024)
	1.000	(6-6)	B.J. Mack at Missouri (01/13/2024)
	1.000	(5-5)	Meechie Johnson vs Charleston So. (12/16/2023)
	1.000	(4-4)	Meechie Johnson at Auburn (02/14/2024)
	1.000	(4-4)	Myles Stute at Tennessee (01/30/2024)
	1.000	(4-4)	Jacobi Wright at Missouri (01/13/2024)
	1.000	(4-4)	Meechie Johnson vs Florida A&M (12/30/2023)
	1.000	(4-4)	Meechie Johnson at East Carolina (12/09/2023)
	1.000	(4-4)	Meechie Johnson at Clemson (12/06/2023)
	1.000	(4-4)	Jacobi Wright vs Notre Dame (11/28/2023)
	1.000	(3-3)	Collin Murray-Boyles vs Vanderbilt (02/10/2024)
	1.000	(3-3)	Collin Murray-Boyles at Arkansas (01/20/2024)
	1.000	(3-3)	Stephen Clark at Clemson (12/06/2023)
	1.000	(3-3)	Jacobi Wright vs Virginia Tech (N) (11/10/2023)
REBOUNDS	13		B.J. Mack vs VMI (11/13/2023)
	12		Collin Murray-Boyles at Texas A&M (02/28/2024)
ASSISTS	9		Ta'lon Cooper at Texas A&M (02/28/2024)
	8		Meechie Johnson vs Ole Miss (02/06/2024)
	8		Ta'lon Cooper at Georgia (02/03/2024)
	8		Ta'lon Cooper vs George Washington (12/01/2023)

2023-24 South Carolina Men's Basketball
Player Highs Analysis
All games

South Carolina - Individual Game Highs

STEALS	4	Ta'lon Cooper vs Florida (03/02/2024)
	4	Collin Murray-Boyles vs Missouri (01/27/2024)
BLOCKED SHOTS	4	Collin Murray-Boyles vs Florida (03/02/2024)
	4	Collin Murray-Boyles vs Georgia (01/16/2024)
TURNOVERS	5	Meechie Johnson at Missouri (01/13/2024)
	4	Collin Murray-Boyles at Auburn (02/14/2024)
	4	Meechie Johnson at Alabama (01/09/2024)
	4	B.J. Mack at Alabama (01/09/2024)
	4	B.J. Mack vs DePaul (N) (11/17/2023)
	4	Meechie Johnson vs Virginia Tech (N) (11/10/2023)
	4	Stephen Clark vs USC Upstate (11/06/2023)
FOULS	5	Collin Murray-Boyles at Texas A&M (02/28/2024)
	5	Meechie Johnson vs Georgia (01/16/2024)
	5	Meechie Johnson vs DePaul (N) (11/17/2023)
	5	Benjamin Bosmans-Verdonk vs DePaul (N) (11/17/2023)

2023-24 South Carolina Men's Basketball
Player Highs Analysis
All games

Opponent - Individual Game Highs

POINTS	31		Dalton Knecht at Tennessee (01/30/2024)
	31		Mark Sears at Alabama (01/09/2024)
	26		Dalton Knecht vs Tennessee (03/06/2024)
	26		Allen Flanigan vs Ole Miss (02/06/2024)
	26		Sean Pedulla vs Virginia Tech (N) (11/10/2023)
FIELD GOALS MADE	11		Allen Flanigan vs Ole Miss (02/06/2024)
	11		Dalton Knecht at Tennessee (01/30/2024)
	11		Taje' Kelly vs Charleston So. (12/16/2023)
FIELD GOAL ATTEMPTS	24		Dalton Knecht at Tennessee (01/30/2024)
	23		Dalton Knecht vs Tennessee (03/06/2024)
FIELD GOAL PERCENTAGE (min 5 made)	.769	(10-13)	Mark Sears at Alabama (01/09/2024)
	.750	(6-8)	Moussa Cisse at Ole Miss (02/24/2024)
	.750	(6-8)	Tyrell Ward vs LSU (02/17/2024)
3 PT FG MADE	6		Walter Clayton Jr. vs Florida (03/02/2024)
	6		Mark Sears at Alabama (01/09/2024)
3 PT FG ATTEMPTS	12		Jabri Abdur-Rahim at Georgia (02/03/2024)
	11		Dalton Knecht vs Tennessee (03/06/2024)
	11		Walter Clayton Jr. vs Florida (03/02/2024)
3 PT FG PERCENTAGE (min 2 made)	1.000	(3-3)	Collin Moore vs Grand Canyon (N) (11/19/2023)
	1.000	(2-2)	Chad Baker-Mazara at Auburn (02/14/2024)
	1.000	(2-2)	Jacoi Hutchinson vs George Washington (12/01/2023)
FREE THROWS MADE	10		Kelton Talford vs Winthrop (12/19/2023)
	9		Silas Demary Jr. vs Georgia (01/16/2024)
	9		Gabe McGlothan vs Grand Canyon (N) (11/19/2023)
	9		Sean Pedulla vs Virginia Tech (N) (11/10/2023)
FREE THROW ATTEMPTS	12		Silas Demary Jr. vs Georgia (01/16/2024)
	11		Kelton Talford vs Winthrop (12/19/2023)
	11		Ezra Ausar at East Carolina (12/09/2023)
	11		Sean Pedulla vs Virginia Tech (N) (11/10/2023)
FREE THROW PERCENTAGE (min 3 made)	1.000	(7-7)	Sean East II vs Missouri (01/27/2024)
	1.000	(6-6)	Zakai Zeigler vs Tennessee (03/06/2024)
	1.000	(6-6)	Josiah-Jordan James vs Tennessee (03/06/2024)
	1.000	(5-5)	Manny Obaseki at Texas A&M (02/28/2024)
	1.000	(5-5)	Mark Sears at Alabama (01/09/2024)
	1.000	(5-5)	Tolu Smith III vs Mississippi St. (01/06/2024)
	1.000	(4-4)	Tyrece Radford at Texas A&M (02/28/2024)
	1.000	(4-4)	Jace Carter at Texas A&M (02/28/2024)
	1.000	(4-4)	TJ Caldwell at Ole Miss (02/24/2024)
	1.000	(4-4)	K.D. Johnson at Auburn (02/14/2024)
	1.000	(4-4)	Dylan Cardwell at Auburn (02/14/2024)
	1.000	(4-4)	Jabri Abdur-Rahim at Georgia (02/03/2024)
	1.000	(4-4)	Tramon Mark at Arkansas (01/20/2024)
	1.000	(4-4)	Joseph Girard III at Clemson (12/06/2023)
	1.000	(4-4)	Ray Harrison vs Grand Canyon (N) (11/19/2023)
	1.000	(4-4)	Brennan Watkins vs VMI (11/13/2023)
	1.000	(3-3)	Dalton Knecht vs Tennessee (03/06/2024)
	1.000	(3-3)	Tyrese Samuel vs Florida (03/02/2024)
	1.000	(3-3)	Denver Jones at Auburn (02/14/2024)
	1.000	(3-3)	Noah Thomasson vs Georgia (01/16/2024)
REBOUNDS	12		Andersson Garcia at Texas A&M (02/28/2024)
	12		Trae Hannibal vs LSU (02/17/2024)
	12		Ian Schieffelin at Clemson (12/06/2023)
ASSISTS	7		Zakai Zeigler vs Tennessee (03/06/2024)
	7		Zyon Pullin vs Florida (03/02/2024)
	7		Sean East II vs Missouri (01/27/2024)

2023-24 South Carolina Men's Basketball
Team High/Low Analysis
All games

South Carolina - Game Highs

POINTS	94		Florida A&M (12/30/2023)
	89		George Washington (12/01/2023)
	82		Florida (03/02/2024)
	82		USC Upstate (11/06/2023)
	79		Kentucky (01/23/2024)
	79		vs Virginia Tech (N) (11/10/2023)
FIELD GOALS MADE	33		George Washington (12/01/2023)
	31		vs Virginia Tech (N) (11/10/2023)
FIELD GOAL ATTEMPTS	71		VMI (11/13/2023)
	68		Winthrop (12/19/2023)
FIELD GOAL PERCENTAGE	.564	(31-55)	vs Virginia Tech (N) (11/10/2023)
	.540	(27-50)	vs Grand Canyon (N) (11/19/2023)
3 PT FG MADE	18		George Washington (12/01/2023)
	12		USC Upstate (11/06/2023)
3 PT FG ATTEMPTS	35		George Washington (12/01/2023)
	30		Elon (12/22/2023)
	30		at Clemson (12/06/2023)
3 PT FG PERCENTAGE	.545	(12-22)	USC Upstate (11/06/2023)
	.514	(18-35)	George Washington (12/01/2023)
FREE THROWS MADE	24		Florida A&M (12/30/2023)
	23		Florida (03/02/2024)
FREE THROW ATTEMPTS	34		vs DePaul (N) (11/17/2023)
	32		Georgia (01/16/2024)
FREE THROW PERCENTAGE	1.000	(12-12)	Winthrop (12/19/2023)
	.889	(16-18)	at Missouri (01/13/2024)
	.889	(8-9)	at Alabama (01/09/2024)
REBOUNDS	45		USC Upstate (11/06/2023)
	44		at Ole Miss (02/24/2024)
	44		Florida A&M (12/30/2023)
	44		Elon (12/22/2023)
	44		VMI (11/13/2023)
ASSISTS	25		at Georgia (02/03/2024)
	22		at Texas A&M (02/28/2024)
STEALS	10		VMI (11/13/2023)
	8		Florida (03/02/2024)
	8		Missouri (01/27/2024)
	8		at Alabama (01/09/2024)
BLOCKED SHOTS	8		Georgia (01/16/2024)
	6		Florida (03/02/2024)
	6		Kentucky (01/23/2024)
	6		George Washington (12/01/2023)
TURNOVERS	17		at Alabama (01/09/2024)
	17		vs DePaul (N) (11/17/2023)
FOULS	24		Georgia (01/16/2024)
	24		vs Grand Canyon (N) (11/19/2023)
	24		vs DePaul (N) (11/17/2023)

2023-24 South Carolina Men's Basketball
Team High/Low Analysis
All games

Opponent - Game Highs

POINTS	101		at Auburn (02/14/2024)
	77		vs Virginia Tech (N) (11/10/2023)
	76		Florida (03/02/2024)
	74		Georgia (01/16/2024)
	74		at Alabama (01/09/2024)
FIELD GOALS MADE	36		at Auburn (02/14/2024)
	28		Ole Miss (02/06/2024)
	28		Charleston So. (12/16/2023)
FIELD GOAL ATTEMPTS	63		Florida A&M (12/30/2023)
	62		Kentucky (01/23/2024)
	62		at Arkansas (01/20/2024)
	62		at Missouri (01/13/2024)
FIELD GOAL PERCENTAGE	.610	(36-59)	at Auburn (02/14/2024)
	.509	(28-55)	Ole Miss (02/06/2024)
3 PT FG MADE	15		at Alabama (01/09/2024)
	12		at Auburn (02/14/2024)
3 PT FG ATTEMPTS	34		at Alabama (01/09/2024)
	28		at Georgia (02/03/2024)
3 PT FG PERCENTAGE	.600	(12-20)	at Auburn (02/14/2024)
	.538	(7-13)	Florida A&M (12/30/2023)
FREE THROWS MADE	25		Georgia (01/16/2024)
	23		Winthrop (12/19/2023)
	23		vs Grand Canyon (N) (11/19/2023)
FREE THROW ATTEMPTS	32		at Ole Miss (02/24/2024)
	32		Georgia (01/16/2024)
FREE THROW PERCENTAGE	1.000	(9-9)	at Georgia (02/03/2024)
	.895	(17-19)	at Auburn (02/14/2024)
REBOUNDS	45		Georgia (01/16/2024)
	42		at Clemson (12/06/2023)
ASSISTS	22		at Auburn (02/14/2024)
	16		Florida (03/02/2024)
STEALS	11		at Missouri (01/13/2024)
	11		USC Upstate (11/06/2023)
BLOCKED SHOTS	11		at Ole Miss (02/24/2024)
	7		Georgia (01/16/2024)
	7		Charleston So. (12/16/2023)
	7		at Clemson (12/06/2023)
TURNOVERS	16		VMI (11/13/2023)
	15		at Alabama (01/09/2024)
	15		Elon (12/22/2023)
FOULS	26		vs DePaul (N) (11/17/2023)
	23		Mississippi St. (01/06/2024)

2023-24 South Carolina Men's Basketball
Team High/Low Analysis
All games

South Carolina - Game Lows

POINTS	47		at Alabama (01/09/2024)
	59		Tennessee (03/06/2024)
	61		at Auburn (02/14/2024)
	63		LSU (02/17/2024)
	63		at Tennessee (01/30/2024)
FIELD GOALS MADE	17		at Alabama (01/09/2024)
	18		at Auburn (02/14/2024)
FIELD GOAL ATTEMPTS	48		at East Carolina (12/09/2023)
	50		Notre Dame (11/28/2023)
	50		vs Grand Canyon (N) (11/19/2023)
FIELD GOAL PERCENTAGE	.309	(17-55)	at Alabama (01/09/2024)
	.339	(19-56)	at Tennessee (01/30/2024)
3 PT FG MADE	3		at Auburn (02/14/2024)
	5		at Alabama (01/09/2024)
	5		vs DePaul (N) (11/17/2023)
3 PT FG ATTEMPTS	15		at Auburn (02/14/2024)
	17		at Ole Miss (02/24/2024)
	17		vs Grand Canyon (N) (11/19/2023)
3 PT FG PERCENTAGE	.200	(5-25)	at Alabama (01/09/2024)
	.200	(3-15)	at Auburn (02/14/2024)
FREE THROWS MADE	3		Ole Miss (02/06/2024)
	5		Tennessee (03/06/2024)
	5		LSU (02/17/2024)
	5		George Washington (12/01/2023)
FREE THROW ATTEMPTS	6		LSU (02/17/2024)
	7		Ole Miss (02/06/2024)
	7		George Washington (12/01/2023)
FREE THROW PERCENTAGE	.429	(3-7)	Ole Miss (02/06/2024)
	.462	(6-13)	at Texas A&M (02/28/2024)
REBOUNDS	23		vs Grand Canyon (N) (11/19/2023)
	28		Missouri (01/27/2024)
ASSISTS	5		at Auburn (02/14/2024)
	8		at Alabama (01/09/2024)
STEALS	1		at Arkansas (01/20/2024)
	2		at Texas A&M (02/28/2024)
	2		Vanderbilt (02/10/2024)
	2		Georgia (01/16/2024)
	2		at Missouri (01/13/2024)
	2		at East Carolina (12/09/2023)
	2		vs Virginia Tech (N) (11/10/2023)
BLOCKED SHOTS	0		at Georgia (02/03/2024)
	0		at Tennessee (01/30/2024)
	0		at Missouri (01/13/2024)
	0		Charleston So. (12/16/2023)
TURNOVERS	3		George Washington (12/01/2023)
	6		Charleston So. (12/16/2023)
FOULS	7		Charleston So. (12/16/2023)
	9		Florida A&M (12/30/2023)
	9		George Washington (12/01/2023)

2023-24 South Carolina Men's Basketball
Team High/Low Analysis
All games

Opponent - Game Lows

POINTS	43		Elon (12/22/2023)
	53		Notre Dame (11/28/2023)
	53		USC Upstate (11/06/2023)
	59		at Ole Miss (02/24/2024)
	59		at Tennessee (01/30/2024)
FIELD GOALS MADE	16		Elon (12/22/2023)
	16		Winthrop (12/19/2023)
FIELD GOAL ATTEMPTS	47		Winthrop (12/19/2023)
	50		Elon (12/22/2023)
FIELD GOAL PERCENTAGE	.320	(16-50)	Elon (12/22/2023)
	.327	(17-52)	Notre Dame (11/28/2023)
3 PT FG MADE	2		at Texas A&M (02/28/2024)
	2		Missouri (01/27/2024)
	2		Elon (12/22/2023)
3 PT FG ATTEMPTS	8		Missouri (01/27/2024)
	10		Ole Miss (02/06/2024)
3 PT FG PERCENTAGE	.118	(2-17)	at Texas A&M (02/28/2024)
	.143	(2-14)	Elon (12/22/2023)
FREE THROWS MADE	3		Vanderbilt (02/10/2024)
	5		Ole Miss (02/06/2024)
	5		Florida A&M (12/30/2023)
FREE THROW ATTEMPTS	7		Ole Miss (02/06/2024)
	8		Charleston So. (12/16/2023)
	8		George Washington (12/01/2023)
FREE THROW PERCENTAGE	.300	(3-10)	Vanderbilt (02/10/2024)
	.500	(7-14)	USC Upstate (11/06/2023)
	.500	(5-10)	Florida A&M (12/30/2023)
REBOUNDS	23		vs Virginia Tech (N) (11/10/2023)
	26		Vanderbilt (02/10/2024)
	26		Mississippi St. (01/06/2024)
	26		Charleston So. (12/16/2023)
ASSISTS	6		LSU (02/17/2024)
	7		Kentucky (01/23/2024)
	7		vs Grand Canyon (N) (11/19/2023)
STEALS	2		Notre Dame (11/28/2023)
	3		at Texas A&M (02/28/2024)
	3		George Washington (12/01/2023)
	3		vs Grand Canyon (N) (11/19/2023)
BLOCKED SHOTS	1		Vanderbilt (02/10/2024)
	1		vs Grand Canyon (N) (11/19/2023)
	1		vs Virginia Tech (N) (11/10/2023)
TURNOVERS	4		at Texas A&M (02/28/2024)
	5		at Arkansas (01/20/2024)
	5		Charleston So. (12/16/2023)
	5		vs Virginia Tech (N) (11/10/2023)
FOULS	9		George Washington (12/01/2023)
	10		LSU (02/17/2024)

2023-24 SOUTH CAROLINA BASKETBALL TV/RADIO ROSTER

#0 EBRIMA DIBBA

#1 JACOBI WRIGHT

#2 B.J. MACK

#4 STEPHEN CLARK

#5 MEECHIE JOHNSON

#10 MYLES STUTE

#12 ZACHARY DAVIS

#13 AUSTIN HERRO

#14 ELI SPARKMAN

#15 MORRIS UGUSUK

#20 DANNY GRAJZL

#21 ARDEN CONYERS

#30 COLLIN MURRAY-BOYLES

#31 BENJAMIN BOSMANS-VERDONK

#33 JOSH GRAY

#55 TA'LON COOPER

LAMONT PARIS

TIM BUCKLEY

TANNER BRONSON

EDDIE SHANNON