



SOUTH CAROLINA WOMEN'S BASKETBALL

Asst. AD Communications/PR: Diana Koval | Office: 803.777.7977 | Cell: 314.369.6050 | Email: dkoval@mailbox.sc.edu
Web: www.GamecocksOnline.com | X: @GamecockWBB | Instagram: @GamecockWBB | TikTok: @GamecockWBB | Facebook: @GamecockWBB

2024 NCAA TOURNAMENT FIRST ROUND

MARCH 22, 2024 – 2 PM – COLUMBIA, SC. – COLONIAL LIFE ARENA

HOW TO FOLLOW

TV: ESPN (Courtney Lyle, Carolyn Peck)
Radio: 107.5 FM (Brad Muller)/SiriusXM 106 or 205
Live Stats: NCAA.com

THE MATCHUP

GAMECOCKS

32-0, 16-0 SEC

Ranking: 1/1 (AP/Coaches)

Head Coach: Dawn Staley

Record at SC: 434-106 (16th)

Career Record: 606-186 (24th)

Top Scorer: Kamilla Cardoso (14.0)

Top Rebounder: Kamilla Cardoso (9.5)



BLUE HOSE

21-14, 8-8 Big South

Ranking: -/- (AP/Coaches)

Head Coach: Alaura Sharp

Record at PC: 76-101 (6th)

Career Record: Same

Top Scorer: Bryanna Brady (12.4)

Top Rebounder: Bryanna Brady (4.6)



THE SERIES

South Carolina Record: 3-0

H: 3-0 A: 0-0 N: 0-0

Current Streak: Won 3

Last Meeting: W, 99-29, 12/16/23 in Columbia

First Meeting: W, 68-40, 12/28/10 in Columbia

NCAA TOURNAMENT HISTORY

Appearances (Total/Staley Era): 20 / 12

South Carolina Record: 44-17 / 36-9

Sweet 16s: 13 / 9

Elite Eights: 7 / 6

Final Fours: 5 / 5 (2015, 2017, 2021, 2022)

Championships: 2 / 2 (2017, 2022)

GAMECOCK NOTABLES

- South Carolina earned the NCAA Tournament overall No. 1 seed for the third time in as many seasons and its eighth regional No. 1 seed in the last 10 tournaments.
- Head coach Dawn Staley has picked up every National Coach of the Year honor announced so far. She has claimed the title from at least one organization in four of the last five seasons, including each of the last three.
- Seniors Kamilla Cardoso and Te-Hina Paopao have also been collecting All-America recognition this week. The addition of Paopao to the list gives Staley 11 All-Americans at South Carolina, all coming in the last 11 seasons.
- The Gamecocks' schedule is ranked 20th toughest in the nation with their opponents posting a .616 winning percentage.
- South Carolina's balance yielded four different Gamecocks being named SEC Player of the Week at least once this season – the most of any team in league history. The six total selections matched the program record for SEC Players of the Week.
- The Gamecocks swept the SEC Regular-Season and Tournament titles for the second time in as many seasons and the sixth time in the last 10 years.
- South Carolina averages 46.4 points in the paint on the season, accounting for 53.9 percent of its offense. The Gamecocks have scored at least half their points in the paint in 21 of their 32 games this season.
- En route to their eighth SEC Tournament title, nine Gamecocks averaged at least 5.0 points per game and at least 15.0 minutes per game.
- South Carolina's top scorer in a game has come off the bench 10 times this season. Overall, the Gamecock bench is second in the nation with 33.3 points per game and has out-scored its counterparts by 20.7 points per game this season.
- SEC All-Freshman guard Milaysia Fulwiley became the first freshman to earn SEC Tournament MVP honors since Candace Parker in 2006. The Columbia native led the team with 14.3 points per game on 48.3 percent shooting, including 4-of-6 from 3-point range, and 2.0 assists per game for the tournament.
- All-SEC Second-Team selection Ashlyn Watkins averaged 10.6 points over the last five games, including her first career 20-point game at Arkansas.











SCHEDULE/RESULTS

| | | |
|--|---------------------------------------|------------------|
| <i>Aflac Oui-Play (Paris, France)</i> | | |
| Nov. 6 | vs. #10/10 Notre Dame (ESPN) | W, 100-71 |
| Nov. 12 | #14/11 Maryland (ABC) | W, 114-76 |
| Nov. 16 | Clemson (SECN) | W, 109-40 |
| Nov. 20 | South Dakota State (SECN+) | W, 78-38 |
| Nov. 24 | Miss. Valley St. (SECN+) | W, 101-19 |
| <i>ACC/SEC Challenge</i> | | |
| Nov. 30 | at #24/24 North Carolina (ESPN) | W, 65-58 |
| <i>Jimmy V Classic</i> | | |
| Dec. 3 | at Duke (ABC) | W, 77-61 |
| Dec. 6 | Morgan State (SECN+) | W, 104-38 |
| <i>Basketball Hall of Fame Showcase (Uncasville, CT)</i> | | |
| Dec. 10 | vs. #11/7 Utah (ESPN) | W, 78-69 |
| Dec. 16 | Presbyterian (SECN+) | W, 99-29 |
| Dec. 19 | at Bowling Green (ESPN+) | W, 93-62 |
| Dec. 30 | at East Carolina (ESPN2) | W, 73-36 |
| Jan. 4 | at Florida* (SECN) | W, 89-66 |
| Jan. 7 | Mississippi State* (ESPN) | W, 85-66 |
| Jan. 11 | at Missouri* (SECN+) | W, 81-57 |
| Jan. 15 | Kentucky* (SECN) | W, 98-36 |
| Jan. 21 | at Texas A&M* (SECN) | W, 99-64 |
| Jan. 25 | at #9/9 LSU* (ESPN) | W, 76-70 |
| Jan. 28 | Vanderbilt* (SECN) We Back Pat | W, 91-74 |
| Feb. 1 | at Auburn* (SECN+) | W, 76-54 |
| Feb. 4 | Ole Miss* (ESPN2) Play 4 Kay | W, 85-56 |
| Feb. 8 | Missouri* (SECN) | W, 83-45 |
| Feb. 11 | #11/9 Connecticut (ESPN) | W, 83-65 |
| Feb. 15 | at Tennessee* (ESPN) | W, 66-55 |
| Feb. 18 | Georgia* (ABC) | W, 70-56 |
| Feb. 22 | Alabama* (SECN) | W, 72-44 |
| Feb. 25 | at Kentucky* (SECN) | W, 103-55 |
| Feb. 29 | at Arkansas* (SECN) | W, 98-61 |
| Mar. 3 | Tennessee* (ESPN) | W, 76-68 |
| <i>SEC Tournament (Greenville, S.C.)</i> | | |
| Mar. 8 | Texas A&M (SECN) | W, 79-68 |
| Mar. 9 | Tennessee (ESPNU) | W, 74-73 |
| Mar. 10 | #8/5 LSU (ESPN) | W, 79-72 |
| <i>NCAA Tournament (Columbia, S.C.)</i> | | |
| Mar. 22 | Presbyterian (ESPN) | 2 p.m. |

* indicates SEC game
All Times Listed as Eastern and are subject to change

TALE OF THE TAPE

| SOUTH CAROLINA | 86.1 | .497 | .397 | 6.5 | .686 | 13.2 | 56.3 | +29.8 | .320 | .267 | +12.1 | 18.9 | +2.7 | 8.0 | 8.8 |
|----------------|--------|------|------|---------------|------|--------------|--------------|----------------|----------|-----------|-------------|-------------|-----------|-------------|-------------|
| | Points | FG% | 3FG% | 3FGM per Game | FT% | FTM per Game | Scoring Def. | Scoring Margin | FG% Def. | 3FG% Def. | Reb. Margin | Assist Avg. | TO Margin | Blocks Avg. | Steals Avg. |
| PC | 58.1 | .406 | .298 | 5.4 | .677 | 9.0 | 58.0 | +0.1 | .386 | .291 | +2.3 | 13.1 | -2.7 | 1.6 | 6.1 |

| | | | | | | |
|----|---|---|---|--|---|---|
| 0 |  | <p>Te-Hina Paopao <i>tuh-HEE-nuh POW-pow</i></p> <p>5-9 • Sr. • Guard Oceanside, Calif.</p> | <p>Season PPG 11.1 APG 3.7 FG% .461 3FG% .471 FT% .862</p> | <p>Career 12.1 3.6 .430 .406 .867</p> | <p>LAST GM: 12 pts, 5 assts, 2 stls vs. LSU NOTABLE: Good court vision and shooter ... 2nd-team All-SEC, 2nd-team All-America ... 3rd in NCAA in 3FG%; in SEC, 2nd 3s/gm (2.4), 4th A:TO (2.4), 9th apg ... Nancy Lieberman Award finalist.</p> | <p>Career Highs Pts: 28 vs. Stanford, 3/2/23* Reb: 9 vs. Stanford, 2/15/21* Asst: 10 vs. USD, 3/23/23* Stl: 4, 2x, vs. Seatt., 11/12/22* 3FG: 7, 2x, vs. Stan., 3/23/23*</p> |
| 2 |  | <p>Ashlyn Watkins <i>ASH-lynn</i></p> <p>6-3 • So. • Forward Columbia, S.C.</p> | <p>Season PPG 9.7 RPG 7.1 BPG 2.4 FG% .570 FT% .556</p> | <p>Career 7.3 5.1 1.6 .568 .525</p> | <p>LAST GM: 3 pts, 6 rebs, 5 blks vs. LSU NOTABLE: Strong, effortlessly athletic ... 2nd-team All-SEC ... 17th in NCAA in bpg; in SEC 11th in rpg ... 8 dbl-dbls ... in SEC games – 9th in rpg (7.5), 3rd in bpg (2.1), 10th off. rpg (2.6).</p> | <p>Career Highs Pts: 21 at Arkansas, 2/29/24 Reb: 15 at Auburn, 2/1/24 Blk: 6, 2x, at Florida, 1/4/24 Asst: 4 at Kentucky, 2/25/24 Stl: 4, 2x, at Tennessee, 2/15/24</p> |
| 5 |  | <p>Tessa Johnson</p> <p>6-0 • Fr. • Guard Albertville, Minn.</p> | <p>Season PPG 5.9 APG 1.1 FG% .463 3FG% .448 FT% .842</p> | <p>Career 5.9 1.1 .463 .448 .842</p> | <p>LAST GM: 4 pts, 1 blk vs. LSU NOTABLE: Multi-level scoring threat ... 7 gms of 10+ pts ... 10.5 ppg in SEC Tourn. ... last 5 gms – 8.2 ppg, 52.2% FG, 50.0% 3FG ... #25 in 2023 Class ... McDonald's All-American (won 3-pt contest).</p> | <p>Career Highs Pts: 16 vs. Morgan St, 12/6/23 Reb: 7 vs. Maryland, 11/12/23 Asst: 5 vs. Missouri, 2/8/24 Stl: 3, 2x, vs. Alabama, 2/22/24 3FG: 4 at Arkansas, 2/29/24</p> |
| 10 |  | <p>Kamilla Cardoso <i>kuh-MILL-uh car-DOE-zo</i></p> <p>6-7 • Sr. • Center Montes Claros, Brazil</p> | <p>Season PPG 14.0 RPG 9.5 BPG 2.6 FG% .584 FT% .672</p> | <p>Career 10.4 7.8 2.1 .570 .666</p> | <p>LAST GM: 8 pts, 6 rebs, 3 blks vs. LSU NOTABLE: Dominant on both ends ... SEC Def. POY, 1st-team All-SEC & All-America ... 13 dbl-dbls ... 11th in NCAA in bpg, 1st in SEC in FG% ... 3.5 off. rpg ... all NPOY & Lisa Leslie watch lists.</p> | <p>Career Highs Pts: 25 vs. Lincoln, 12/2/20* Reb: 16, 3x, vs. UGA, 2/18/24* Assts: 6, 2x, vs. Miss. St., 1/7/24 Blk: 9 vs. Notre Dame, 1/31/21* Stl: 3 vs. Georgia, 2/18/24</p> |
| 12 |  | <p>MiLaysia Fulwiley <i>my-LAY-zhuh full-WHY-lee</i></p> <p>5-10 • Fr. • Guard Columbia, S.C.</p> | <p>Season PPG 11.8 APG 2.3 FG% .444 3FG% .324 FT% .787</p> | <p>Career 11.8 2.3 .444 .324 .787</p> | <p>LAST GM: 24 pts, 2 stls, 2 assts vs. LSU NOTABLE: A “generational player” who soaks up coaching ... SEC All-Fr. Team, SEC Tourn MVP ... team's top scorer 10x, 21 gms of 10+ points ... #13 in Class of 2023 ... HS All-American ... 4x SCBCA POY.</p> | <p>Career Highs Pts: 24 vs. LSU, 3/10/24 Reb: 9, 2x, at ECU, 12/30/23 Asst: 6, 2x, vs. Miss. St, 12/6/23 Stl: 6, 2x, vs. Missouri, 2/8/24 3FG: 4, 2x, vs. LSU, 3/10/24</p> |
| 20 |  | <p>Sania Feagin <i>suh-NYE-uh FAY-ghin</i></p> <p>6-3 • Jr. • Forward Ellenwood, Ga.</p> | <p>Season PPG 6.6 RPG 3.4 BPG 0.6 FG% .581 FT% .661</p> | <p>Career 4.4 2.4 0.6 .592 .658</p> | <p>LAST GM: 4 pts, 4 rebs, 2 blks vs. LSU NOTABLE: Physical inside player, stretching offensive range ... growing confidence ... 9 game scoring in double figures ... last 5 games – 4.0 rebs per game.</p> | <p>Career Highs Pts: 16 at Kentucky, 2/25/24 Reb: 9 at Arkansas, 2/29/24 Asst: 4, 2x, at Kentucky, 2/25/24 Blk: 5 at Kentucky, 2/25/24 Stl: 2 at Georgia, 2/13/22</p> |
| 21 |  | <p>Chloe Kitts</p> <p>6-2 • So. • Forward Ovideo, Fla.</p> | <p>Season PPG 9.2 RPG 6.0 BPG 0.7 FG% .530 FT% .662</p> | <p>Career 6.4 4.4 0.4 .510 .647</p> | <p>LAST GM: 6 pts, 4 rebs vs. LSU NOTABLE: Tenacious, physical ... 19th in SEC in rpg ... 4 dbl-dbls, 16 gms of 10+ pts, 6 gms of 10+ rebs ... 2023 FIBA U19 World Cup gold ... early enrollee (Dec. 2022), ranked #17 in 2023 Class.</p> | <p>Career Highs Pts: 21 at BGSU, 12/19/23 Reb: 14 vs. Morgan St., 12/6/23 Asst: 5, 2x, at Kentucky, 2/25/24 Blk: 5 vs. Missouri, 2/8/24 Stl: 2, 4x, vs. Alabama, 2/22/24</p> |
| 23 |  | <p>Bree Hall</p> <p>6-0 • Jr. • Guard Dayton, Ohio</p> | <p>Season PPG 9.7 APG 1.3 FG% .453 3FG% .400 FT% .707</p> | <p>Career 5.6 0.5 .411 .369 .657</p> | <p>LAST GM: 9 pts, 3 rebs, 2 assts vs. LSU NOTABLE: Tough defender, explosive to the rim, solid shooter ... has delivered late in big games ... career best in all shooting %ages ... 15 games in double-digit scoring, 7 games of at least three 3s.</p> | <p>Career Highs Pts: 21 at Missouri, 1/11/24 Reb: 7 vs. Ole Miss, 2/4/24 Asst: 3, 6x, last vs. TXA&M, 3/8/24 Stl: 3 at LSU, 1/25/24 3FG: 4, 3x, at Missouri, 1/11/24</p> |
| 25 |  | <p>Raven Johnson</p> <p>5-9 • So. • Guard Atlanta, Ga.</p> | <p>Season PPG 8.1 APG 4.9 FG% .449 3FG% .333 FT% .643</p> | <p>Career 5.8 4.0 .414 .289 .647</p> | <p>LAST GM: 9 pts, 5 rebs, 5 assts vs. LSU NOTABLE: Great instincts ... quick with ball and good decision maker ... 2nd-team All-SEC ... career-high FG% ... 8th in NCAA in A:TO (2.8); 3rd in SEC in apg ... 2023 SEC All-Freshman Team</p> | <p>Career Highs Pts: 18 vs. S. Dak. St., 11/20/23 Reb: 15 at Tennessee, 2/15/24 Asst: 17 vs. Clemson, 11/16/23 Stl: 5, 3x, vs. MVSU, 11/24/23 3FG: 3, 2x, at Duke, 12/3/23</p> |
| 35 |  | <p>Sakima Walker <i>suh-KEY-muh</i></p> <p>6-5 • Sr. • Center Columbus, Ohio</p> | <p>Season PPG 2.0 RPG 1.3 BPG 0.4 FG% .512 FT% .737</p> | <p>Career 3.1 1.9 0.4 .547 .623</p> | <p>LAST GM: 2 rebs, 3 mins vs. LSU NOTABLE: Scorer, rebounder, rim defender ... NJCAA D1 Player of the Year and Tournament MVP, led NW Florida to 2023 national title.</p> | <p>Career Highs Pts: 13 vs. Wagner, 12/18/21* Reb: 8 vs. Sac. Heart, 12/20/20* Asst: 2 vs. Hamp., 12/18/20* Blk: 3, 2x, vs. Alabama, 2/22/24* Stl: 3, 3x, C Conn St., 12/14/21*</p> |

HC



Dawn Staley

At SC: 434-106(16th)
Career: 606-186 (24th)

- 2 National Championships; 5 Final Fours in last eight NCAA Tournaments
- 8 SEC Regular-Season Championships; 8 SEC Tournament Championships
- 10th in winning percentage (.765) among active NCAA Div. I coaches – 11th all-time
- 82 AP No. 1 rankings, fourth most by a program in AP Poll history
- 5x National Coach of the Year, 7x SEC Coach of the Year
- 3x Olympic gold medalist (player), 2x Olympic gold asst coach, 2020 Olympic gold head coach

* indicates includes games at previous NCAA Div. I institution

QUICK FACTS

The University

Location: Columbia, S.C.
Founded: 1801
Enrollment: 36,200
Colors: Garnet (PMS 202C) and Black
Nickname: Gamecocks
Conference: Southeastern
University President: Michael Amiridis
Athletics Director: Ray Tanner
Facility: Colonial Life Arena (18,000)

Coaching Staff

Head Coach: Dawn Staley
Alma Mater: Virginia, 1992
Overall Record: 606-186 (24th season)
School Record: 434-106 (16th season)
Assoc. Head Coach, Alma Mater:
 Lisa Boyer, Ithaca, 1979 (15th season)
Assistant Coaches, Alma Mater:
 Jollette Law, Iowa, 1990 (6th season)
 Winston Gandy, Maryland, 2003 (1st season)
 Mary Wooley, USC Aiken, 2002 (1st season)
 Khadijah Sessions, South Carolina, 2016 (1st season)

Team Information

2022-23 Record: 36-1
 Home: 17-0 Away: 13-0 Neutral: 6-1
SEC Record (Finish): 16-0 (1st)
 Home: 8-0 Away: 8-0
Letterwinners Returning/Lost: 6/8
Starters Returning/Lost: 5/0

Program History

First Year of Women's Basketball: 1974-75
All-Time Record: 1,014-535 (50th season)
All-Time SEC Record: 263-232 (33rd season)
NCAA Appearances (Last): 20 (2024)
NCAA Tournament Record: 44-17
2023 NCAA Result: Final Four
WNIT Appearances (Last): 4 (2011)
WNIT Record: 3-4

Media Relations

Women's Basketball Contact: Diana Koval
Office: 803.777.7977
Cell: 314.369.6050
Email: dkoval@mailbox.sc.edu
Women's Basketball on Social Media:
Twitter: @GamecockWBB
Instagram: @GamecockWBB
Facebook: @GamecockWBB
TikTok: @GamecockWBB
Head Coach on Social Media
Twitter: @DawnStaley
Instagram: @Staley05
Athletics Department on the Web
Website: GamecocksOnline.com
Twitter: @GamecocksOnline
Instagram: @GamecocksOnline
Facebook: Facebook.com/GamecocksOnline
YouTube: YouTube.com/GamecocksOnline

CURRENT STREAKS

| | Total | Home | Road | Neut. |
|----------------|-------|------|------|-------|
| Overall | W32 | W57 | W32 | W5 |
| SEC | W47 | W39 | W23 | — |
| Non-Conference | W16 | W26 | W11 | W5 |
| Ranked Teams | W7 | W12 | W9 | W3 |

A Perennial Power

South Carolina women's basketball had been a national power for more than a decade under head coach Dawn Staley, including seven 30-win seasons in the last 10 campaigns. The Gamecocks have played in five Final Fours in the last eight NCAA Tournaments, including winning the 2017 and 2022 National Championships. They have been ranked in every AP Poll since Dec. 10, 2012, including a top-10 spot every week since the start of the 2019-20 season. The Gamecocks have amassed 82 AP No. 1 rankings all-time, the fourth-most by a program in the history of that poll (3rd is La. Tech, 83).

Under head coach Dawn Staley's leadership, 11 Gamecocks have earned All-America status, three have earned SEC Player of the Year honors and 22 have picked up All-SEC recognition at least once. In the last nine seasons, 14 Gamecocks have been selected in the WNBA Draft, including 10 first-round picks, highlighted by two No. 1 overall picks in the last six years. Three Gamecocks have been named WNBA Rookie of the Year and one is a two-time WNBA MVP and two-time WNBA Defensive Player of the Year.

The Presbyterian Series

The Gamecocks have won all three previous games against the Blue Hose. While two came in the early years of the Dawn Staley era at South Carolina, the two teams met earlier this season with the Gamecocks claiming a 99-29 victory (Dec. 16). All three games were played in Columbia.

Home Sweet Home

The Gamecocks are 528-165 (.762) in home games (some records prior to 1976-77 did not include location of games). Current head coach Dawn Staley is 216-34 at home for a program-best .864 winning percentage.

South Carolina currently has a program-record 57-game home winning streak that began on Dec. 17, 2020.

Playing in its 22nd season at Colonial Life Arena, South Carolina boasts a 279-67 (.806) record in the building, including four undefeated seasons since 2013-14. Staley's share of that record is 213-34 (.862).

NCAA Tournament Take

South Carolina is in its 20th NCAA Tournament and its 12th straight under head coach Dawn Staley. The Gamecocks are 44-17 overall in the event with 13 Sweet

2023-24 AWARDS

Kamilla Cardoso

SEC Defensive Player of the Year
 All-SEC First Team
 All-America First Team (USBWA)
 All-America Second Team (AP, The Athletic, The Sporting News)
 SEC All-Tournament Team
 4x USBWA Player of the Week (11/6-12, 11/27-12/3; 1/23-28; 2/12-18)
 3x SEC Player of the Week (11/6-13; 1/23-28; 2/13-19)
 USBWA Player of the Year Watch List
 Wooden Award National Ballot
 Wade Trophy Watch List
 Naismith Trophy Semifinalist
 Naismith Defensive Player of the Year Finalist
 Lisa Leslie Award Finalist

MiLaysia Fulwiley

SEC Tournament MVP
 SEC All-Freshman Team
 2x SEC Freshman of the Week (1/16-22, 1/30-2/5)

Bree Hall

SEC Community Service Team

Raven Johnson

All-SEC Second Team
 SEC co-Player of the Week (11/14-20)

Te-Hina Paopao

All-America Second Team (USBWA)
 All-America Honorable Mention (AP)
 All-SEC Second Team
 SEC Player of the Week (12/5-11)
 USBWA Player of the Year Watch List
 Nancy Lieberman Award Finalist

Ashlyn Watkins

All-SEC Second Team
 SEC Player of the Week (2/27-3/3)

Dawn Staley

SEC Coach of the Year
 National Coach of the Year (The Athletic, ESPN, USBWA, The Sporting News)
 Naismith Coach of the Year Semifinalist

GAMECOCKS IN THE RANKINGS (thru games of 3/18)

| Team | SEC | NCAA | Actual | Kamilla Cardoso | SEC | NCAA | Actual |
|--------------------------|-----|------|--------|--------------------------|------------|-------------|---------------|
| Scoring Offense | 2 | 4 | 86.1 | Points Per Game | 16 | 250 | 14.0 |
| Scoring Defense | 1 | 25 | 56.3 | Rebounds Per Game | 6 | 44 | 9.5 |
| Scoring Margin | 1 | 1 | +29.8 | Field Goal Percentage | 1 | 19 | .584 |
| Field Goal Percentage | 1 | 5 | .497 | Blocks Per Game | 1 | 11 | 2.6 |
| Field Goal %age Def. | 1 | 1 | .320 | Offensive Rebs. Per Game | 3 | — | 3.5 |
| 3-Point FG %age | 1 | 3 | .397 | Double-Doubles | 5 | 33 | 13 |
| 3-Point FG %age Def. | 1 | 13 | .267 | | | | |
| 3-Point FG Made/Gm. | 6 | 131 | 6.5 | Raven Johnson | SEC | NCAA | Actual |
| Free Throw Percentage | 12 | 267 | .686 | Assists Per Game | 3 | 43 | 4.9 |
| Rebounds Per Game | 2 | 4 | 46.3 | A:TO Ratio | 2 | 8 | 2.8 |
| Rebounding Margin | 2 | 4 | +12.1 | | | | |
| Offensive Rebound Avg. | 4 | 25 | 14.4 | Chloe Kitts | SEC | NCAA | Actual |
| Defensive Rebound Avg. | 1 | 2 | 32.0 | Rebounds Per Game | 19 | — | 6.0 |
| Assists Per Game | 1 | 11 | 18.9 | | | | |
| Steals Per Game | 5 | 88 | 8.8 | Te-Hina Paopao | SEC | NCAA | Actual |
| Turnover Margin | 5 | 70 | +2.7 | 3-Point FG Percentage | 1 | 3 | .471 |
| Turnovers Per Game | 2 | 41 | 13.3 | 3FGs Made Per Game | 2 | 57 | 2.4 |
| Assist-to-Turnover Ratio | 1 | 10 | 1.4 | A:TO Ratio | 4 | 27 | 2.4 |
| Blocked Shots Per Game | 1 | 1 | 8.0 | | | | |
| Bench Points Per Game | 1 | 2 | 33.3 | Ashlyn Watkins | SEC | NCAA | Actual |
| Home Attendance Avg. | 1 | 1 | 16,489 | Rebounds Per Game | 11 | 212 | 7.1 |
| | | | | Blocks Per Game | 2 | 17 | 2.4 |

16 appearances, seven Elite Eight seasons, five Final Four showings and two National Championships.

In her 4th season as a head coach, Staley has taken a team to the NCAA Tournament 18 times. She is 38-15 at the event, including a 36-9 mark at South Carolina.

Gamecocks Against the Field

This season, South Carolina faced 15 of the 68 teams in the NCAA Tournament field, three of which are also in the Albany 1 Region. The Gamecocks went 19-0 against those 15 teams, including an 11-0 mark against the seven other SEC teams in the field.

In addition to their seven league rivals in the field – Alabama, Auburn, LSU, Ole Miss, Tennessee, Texas A&M, Vanderbilt – South Carolina played non-conference games against Notre Dame (N), Maryland, South Dakota State, at North Carolina, at Duke, Utah (N), Presbyterian and UConn.

The 15 teams include a No. 2 seed, two No. 3 seeds, a No. 5 seed, a No. 6 seed, two No. 7 seeds, two No. 8 seeds, a No. 10 seed, a No. 11 seed, a No. 12 seed and three No. 16 seeds.

Ranking Review

South Carolina sits atop both national polls again this week. It marks the 82nd time the Gamecocks have been No. 1 in the AP Poll – the fourth-most of any program in that poll's history (3rd is La. Tech, 83).

The Gamecocks have the longest active streak of weeks in the AP Top 10 at 95, beginning with the 2019-20 preseason poll. Their 226 straight appearances in the AP Poll, dating back to Dec. 10, 2012, marks the second-longest active streak in the nation and the ninth longest all-time (8th place, Notre Dame, 234).

In the USA Today/WBCA Coaches' Poll, South Carolina has been in the top 10 since claiming the No. 10 spot in the 2019-20 preseason poll.

SEC Sayings

South Carolina has been the benchmark in the SEC over the last decade, amassing eight regular-season titles since 2013-14 (11 seasons) and finishing no lower than

second in that time. Since that season, the Gamecocks have a 161-15 record (.914) in league action, including a 77-3 mark (.963) over the last five seasons (beginning 2019-20). South Carolina set a new SEC record with its 43rd-consecutive league victory with its win over Georgia on Feb. 18. The streak spans three seasons beginning on Jan. 2, 2022, with a win over Mississippi State and now stands at 47.

The Gamecocks have also had a lock on the SEC Tournament, winning eight titles since claiming their first in 2015. They became the first program to win four consecutive tournaments, claiming the crowns 2015-18.

In the last decade, three Gamecocks have been named SEC Player of the Year a combined seven times, three have collected seven SEC Defensive Player of the Year honors, two have been the league's 6th-Woman of the Year, three have been the league Freshman of the Year, one has been the SEC Scholar-Athlete of the Year, and Staley has been the Coach of the Year seven times – one shy of Pat Summitt's league-record eight selections.

Ranked Readings

Against ranked teams, South Carolina is 113-67 (.627) in the Dawn Staley era (beginning 2008-09), and even that mark is skewed by the early seasons of her tenure. Since the start of the 2014-15 campaign, the Gamecocks are 98-28 (.778) against ranked teams.

This season, South Carolina is 7-0 vs. ranked teams. Those seven are the second-most in the country and the most without a loss to an unranked opponent.

The Staley File

In her 24th season as a head coach, Dawn Staley has a .765 (606-186) winning percentage, which ranks 10th in the nation among all active head coaches and sixth among those with at least 20 years in the position.

The unanimous 2020 National Coach of the Year, Staley became the first person to win both Naismith Player of the Year and a Naismith Coach of the Year and the first Black head coach to win multiple national championships in men's or women's basketball. She has been named national coach of the year by at least one organization five times, including four times in the last five seasons.

In her 16 seasons with the Gamecocks, Staley is the program's all-time winningest coach (434) with a program-record 13 postseason appearances. She accounts for all five of the Gamecocks' Final Four appearances (2015, 2017, 2021, 2022, 2023) and the first NCAA National Championships in program history (2017, 2022).

Staley won her 600th career game as a head coach with a 72-44 win over Alabama (Feb. 22, 2024), needing just 104 games to go from her 500th win (vs. Mercer, Mar. 21, 2021) to the 600th.

Staley's eight SEC regular-season championships trail only Pat Summitt's 16 in league history, and her seven SEC Coach of the Year awards trails Summitt's league record by just one. Staley's 199 SEC regular-season wins are the most among active league coaches and third all-time – behind just Summitt (Tennessee, 306) and Andy Landers (Georgia, 273). Her 12.4 SEC wins per season is the best in league history among coaches with more than three years in the league, and her .783 SEC winning percentage (199-55) is second only to Summitt (.874).

Opponent Files

South Carolina's schedule includes seven games against teams ranked at the time of the game, including

NATIONAL RANKINGS

Associated Press Poll (Mar. 18)

| | |
|-------------------|-------|
| 1. South Carolina | 32-0 |
| 2. Iowa | 29-4 |
| 3. Southern Cal | 26-5 |
| 4. Texas | 30-4 |
| 5. Stanford | 28-5 |
| 6. UCLA | 25-6 |
| 7. Ohio State | 25-5 |
| 8. LSU | 28-5 |
| 9. Notre Dame | 26-6 |
| 10. UConn | 29-5 |
| 11. NC State | 27-6 |
| 12. Oregon State | 24-7 |
| 13. Virginia Tech | 24-7 |
| 14. Indiana | 24-5 |
| 15. Kansas State | 25-7 |
| 16. Gonzaga | 30-3 |
| 17. Colorado | 22-9 |
| 18. Oklahoma | 22-9 |
| 19. Baylor | 24-7 |
| 20. UNLV | 30-2 |
| 21. Utah | 22-10 |
| 22. Syracuse | 23-7 |
| 23. Louisville | 24-9 |
| 24. Creighton | 25-5 |
| 25. Fairfield | 31-1 |

USA Today/WBCA Coaches' Poll (Mar. 18)

| | |
|-------------------|-------|
| 1. South Carolina | 32-0 |
| 2. Iowa | 29-4 |
| 3. Southern Cal | 26-5 |
| 4. Texas | 30-4 |
| 5. Stanford | 28-5 |
| 6. LSU | 28-5 |
| 7. UConn | 29-5 |
| 8. UCLA | 25-6 |
| 9. Ohio State | 25-5 |
| 10. Notre Dame | 26-6 |
| 11. NC State | 27-6 |
| 12. Virginia Tech | 24-7 |
| 13. Gonzaga | 30-3 |
| 14. Indiana | 24-5 |
| 15. Oregon State | 24-7 |
| 16. Kansas State | 25-7 |
| 17. Colorado | 22-9 |
| 18. Baylor | 24-7 |
| 19. UNLV | 30-2 |
| 20. Creighton | 25-5 |
| 21. Oklahoma | 22-9 |
| 22. Utah | 22-10 |
| 23. Syracuse | 23-7 |
| 24. Princeton | 25-4 |
| 25. Louisville | 24-9 |

five in non-conference action. Four of those games came in the first five weeks of the season – against #10/10 Notre Dame (W, 100-71), #14/11 Maryland (W, 114-76), at #24/24 North Carolina (W, 65-58), against #11/7 Utah (78-69). South Carolina later added wins at SEC rival #9/9 LSU (76-70), against #11/9 UConn (W, 83-65) and in the SEC Tournament final against #8/5 LSU (79-72).

The Gamecocks' schedule is ranked the 20th toughest in the nation with opponents posting a .616 winning percentage. South Carolina's NET strength of schedule is

IN THE STALEY ERA (16th season)

| | |
|--|-----|
| Wins | |
| 30-Win Seasons (includes 2023-24) | 7 |
| 25-Win Seasons (includes 2023-24) | 12 |
| 20-Win Seasons (includes 2023-24) | 13 |
| Winning Seasons (includes 2023-24) | 14 |
| National Rankings | |
| Weeks in the AP Top 25 | 231 |
| Weeks in the AP Top 10 | 186 |
| Weeks in the AP Top 3 | 115 |
| Weeks at AP No. 1 | 82 |
| Postseason | |
| NCAA Tournament Appearances (includes 2023-24) | 12 |
| NCAA Sweet 16s | 10 |
| NCAA Final Fours | 5 |
| National Championships | 2 |
| In the SEC | |
| Regular-Season Championships (includes 2023-24) | 8 |
| Regular-Season Top 3 Finishes (includes 2023-24) | 12 |
| Tournament Championships (includes 2023-24) | 8 |

GAMECOCKS IN 2023-24 NATIONAL POLLS

| Poll | Pre | 11/13 | 11/20 | 11/27 | 12/4 | 12/11 | 12/18 | 12/25 | 1/1 | 1/8 | 1/15 | 1/22 | 1/29 | 2/5 | 2/12 | 2/19 | 2/26 | 3/4 | 3/11 | 3/18 |
|------------------|-----|-------|-------|-------|------|-------|-------|-------|-----|-----|------|------|------|-----|------|------|------|-----|------|------|
| Associated Press | 6 | 1 | 1 | 1 | 1 | 1 | 1 | 1 | 1 | 1 | 1 | 1 | 1 | 1 | 1 | 1 | 1 | 1 | 1 | 1 |
| Coaches | 4 | 1 | 1 | 1 | 1 | 1 | 1 | 1 | 1 | 1 | 1 | 1 | 1 | 1 | 1 | 1 | 1 | 1 | 1 | 1 |

23rd, and its average opponent NET ranking is 21st. The Gamecocks' 17 wins against NET top-50 teams are the most in the country.

Awards Season

South Carolina picked up eight recognitions when the SEC coaches' votes were tallied for postseason awards with seven-time SEC Coach of the Year Dawn Staley and SEC Defensive Player of the Year Kamilla Cardoso headlining the list. Cardoso was the lone Gamecock on the All-SEC First Team, but a trio of second-team selections – Raven Johnson, Te-Hina Paopao, Ashlyn Watkins – made it a program-record tying All-SEC haul. MiLaysia Fulwiley rounded out the group with All-Freshman honors.

Nationally, Cardoso and Paopao have collected numerous All-America accolades. Staley, meanwhile, has swept the National Coach of the Year awards announced.

Keep It a Buck

South Carolina has reached 100 points six times this season, setting the program record for 100-point games in a season. The 2020-21 team still holds the program record for SEC 100-point games in a season at two.

The Gamecocks opened the season hitting the 100-point mark in three straight games, the longest such streak in program history. South Carolina's 114 points against Maryland were the second-most in program history and the most against a ranked opponent.

Bench Mob

The quality of South Carolina's depth ranks among the best in the nation. The Gamecocks' six-woman bench is second in the nation with an SEC-best 33.3 points per game. The South Carolina bench has out-scored its opponents' starters nine times this season, and the Gamecocks' top scorer in a game has been off the bench 10 times.

The Gamecock bench has outscored its counterparts by 20.7 points per game, including a +18.5 margin in

SEC action and a +24.0 edge in the SEC Tournament. The group has been most dominant against ranked opponents, outpacing that group's bench by 21.9 points per game. Only two opponents have had their bench outscore the Gamecocks' – by 10 at Duke (Dec. 3), by 5 vs. Georgia (Feb. 18).

All About Balance

South Carolina's success this season has been built on its balance in all aspects of the game.

The Gamecocks are the only team ranked among the nation's top 25 in both scoring offense (4th, 86.1 ppg) and defense (25th, 56.3 ppg).

South Carolina is fifth in the nation in field goal percentage (.497) and first in field goal percentage defense (.320). In SEC action, the Gamecocks led the league in all four categories – 84.3 ppg, 57.9 ppg allowed – .491 field goal percentage, .334 field goal percentage allowed.

The Gamecock offense is balanced as well with 53.9 percent of points coming in the paint (46.4 ppg). The guards are scoring 53.4 percent of the points (46.0 ppg). South Carolina averages 41.8 points in the first half and 44.3 in the second.

Dime Droppers

There are few things head coach Dawn Staley likes more than the extra pass. Long preaching that the ball will find who should shoot it, she has seen this year's team bring that philosophy to life. The Gamecocks twice broke the program's Staley-era record for single-game assists and have three games of 30 assists on the season. Their .568 assist percentage is the program's highest since 2014-15 (.588).

The Gamecocks are 11th in the country with an SEC-best 18.9 assists per game and 10th in assist-to-turnover ratio at 1.4, also an SEC best. Five Gamecocks average at least two assists, including center Kamilla Cardoso's 2.1.

Raven Johnson leads the way at third in the SEC with

DOUBLE-DOUBLES (26)

Kamilla Cardoso (13)

| | | |
|-------|-----------------------|----------------|
| 11/6 | vs. #10/10 Notre Dame | 20 pts/15 rebs |
| 11/16 | Clemson | 15 pts/13 rebs |
| 11/20 | South Dakota State | 23 pts/10 rebs |
| 11/24 | Miss. Valley State | 14 pts/10 rebs |
| 12/3 | at Duke | 15 pts/14 rebs |
| 12/30 | at East Carolina | 12 pts/10 rebs |
| 1/4 | at Florida | 10 pts/15 rebs |
| 1/7 | Mississippi State | 13 pts/14 rebs |
| 1/15 | Kentucky | 12 pts/11 rebs |
| 1/21 | at Texas A&M | 17 pts/13 rebs |
| 2/15 | at Tennessee | 18 pts/10 rebs |
| 2/18 | Georgia | 16 pts/16 rebs |
| 3/3 | Tennessee | 18 pts/14 rebs |

Raven Johnson (1)

| | | |
|------|-------------|----------------|
| 2/11 | #11/9 UConn | 10 pts/12 rebs |
|------|-------------|----------------|

Chloe Kitts (4)

| | | |
|-------|-----------------|----------------|
| 11/12 | #14/11 Maryland | 13 pts/10 rebs |
| 12/16 | Presbyterian | 11 pts/10 rebs |
| 1/21 | at Texas A&M | 13 pts/10 rebs |
| 2/25 | at Kentucky | 10 pts/12 rebs |

Ashlyn Watkins (8)

| | | |
|-------|-----------------|----------------|
| 11/12 | #14/11 Maryland | 13 pts/11 rebs |
| 11/16 | Clemson | 12 pts/10 rebs |
| 12/16 | Presbyterian | 10 pts/12 rebs |
| 2/1 | at Auburn | 14 pts/15 rebs |
| 2/5 | Ole Miss | 11 pts/10 rebs |
| 2/15 | at Tennessee | 14 pts/10 rebs |
| 2/22 | Alabama | 14 pts/10 rebs |
| 2/29 | at Arkansas | 21 pts/11 rebs |

GAMES LED TEAM IN...

| Scoring | 2023-24 | Career | Record | Rebounding | 2023-24 | Career | Record | Assists | 2023-24 | Career | Record |
|-------------------|---------|--------|--------|-----------------|---------|--------|--------|-------------------|---------|--------|--------|
| Kamilla Cardoso | 12 | 26* | 22-4 | Kamilla Cardoso | 16 | 43* | 37-6 | Raven Johnson | 20 | 38 | 38-0 |
| MiLaysia Fulwiley | 10 | 10 | 10-0 | Ashlyn Watkins | 9 | 10 | 10-0 | Te-Hina Paopao | 9 | 51* | 38-13 |
| Te-Hina Paopao | 4 | 25* | 16-9 | Raven Johnson | 6 | 6 | 6-0 | Kamilla Cardoso | 4 | 5 | 5-0 |
| Bree Hall | 4 | 7 | 7-0 | Chloe Kitts | 6 | 6 | 6-0 | MiLaysia Fulwiley | 3 | 3 | 3-0 |
| Ashlyn Watkins | 2 | 4 | 4-0 | Te-Hina Paopao | 0 | 7* | 3-4 | Chloe Kitts | 3 | 3 | 3-0 |
| Chloe Kitts | 2 | 2 | 2-0 | Sania Feagin | 0 | 1 | 1-0 | Sania Feagin | 1 | 1 | 1-0 |
| Raven Johnson | 1 | 1 | 1-0 | Bree Hall | 0 | 1 | 1-0 | Tessa Johnson | 1 | 1 | 1-0 |
| Sania Feagin | 0 | 1 | 1-0 | Sakima Walker | 0 | 1* | 1-0 | | | | |
| Sakima Walker | 0 | 1* | 1-0 | | | | | | | | |

* indicates includes games at previous NCAA Div. I program

MISCELLANEOUS STATS

| Double-Doubles | 2023-24 | Career | Record | 10+ Points | 2023-24 | Career | Record | 5+ Assists | 2023-24 | Career | Record |
|-----------------|---------|--------|--------|---------------------|----------------|---------------|---------------|-------------------|----------------|---------------|---------------|
| Kamilla Cardoso | 13 | 29* | 26-3 | Kamilla Cardoso | 25 | 69* | 59-10 | Raven Johnson | 17 | 29 | 29-0 |
| Ashlyn Watkins | 8 | 10 | 10-0 | Te-Hina Paopao | 21 | 72* | 57-15 | Te-Hina Paopao | 11 | 36* | 32-4 |
| Chloe Kitts | 4 | 4 | 4-0 | MiLaysia Fulwiley | 21 | 21 | 21-0 | Kamilla Cardoso | 4 | 5 | 5-0 |
| Raven Johnson | 1 | 1 | 1-0 | Ashlyn Watkins | 18 | 25 | 25-0 | MiLaysia Fulwiley | 4 | 4 | 4-0 |
| Te-Hina Paopao | 0 | 1* | 1-0 | Chloe Kitts | 16 | 17 | 17-0 | Tessa Johnson | 1 | 1 | 1-0 |
| | | | | Bree Hall | 15 | 20 | 20-0 | Chloe Kitts | 2 | 2 | 2-0 |
| | | | | Raven Johnson | 13 | 16 | 15-1 | | | | |
| | | | | Sania Feagin | 9 | 15 | 15-0 | 5+ Blocks | 2023-24 | Career | Record |
| | | | | Tessa Johnson | 7 | 7 | 7-0 | Ashlyn Watkins | 5 | 5 | 5-0 |
| | | | | Sakima Walker | 2 | 7* | 6-1 | Kamilla Cardoso | 4 | 13* | 12-1 |
| | | | | | | | | Sania Feagin | 1 | 1 | 1-0 |
| | | | | 10+ Rebounds | 2023-24 | Career | Record | | | | |
| | | | | Kamilla Cardoso | 14 | 35* | 31-4 | 5+ Steals | 2022-23 | Career | Record |
| | | | | Ashlyn Watkins | 9 | 11 | 11-0 | Raven Johnson | 3 | 3 | 3-0 |
| | | | | Chloe Kitts | 6 | 6 | 6-0 | MiLaysia Fulwiley | 2 | 2 | 2-0 |
| | | | | Raven Johnson | 2 | 2 | 2-0 | | | | |

* indicates includes games at previous NCAA Div. I program

4.9 assists per game. Her 17 assists against Clemson (Nov. 16) were the second-most in program history, the most by an SEC player since 2005 and the most by any NCAA Div. I player this season. She is second in the SEC with a 2.8 assist-to-turnover ratio, which ranks eighth in the NCAA.

Behind Johnson, Te-Hina Paopao is ninth in the SEC with 3.7 assists per game, and her 2.4 assist-to-turnover ratio is fourth in the league and 27th in the nation.

Three For All

Long the Achilles heel for the Gamecocks, outside shooting has become a steady weapon for this season's team. The Gamecocks are third in the nation in accuracy, hitting 39.7 percent from 3-point range behind the efficiency of Te-Hina Paopao's 47.1 percent, which is third in the nation.

South Carolina's 3-point volume has gone up as well, hitting 6.5 per game, including four games of double-digit made 3s. While the program record for made 3s per game is 9.2 set in 1993-94, the Staley era high is 5.8 in 2018-19.

Paopao's 2.4 made 3s per game are second in the SEC and include five games of at least four made 3s, including a season-high five in two games.

Paint Production

South Carolina has long dominated the paint, and this season's numbers have upheld that tradition, despite all the attention to the Gamecocks' 3-point shooting. The season kicked off with 70 of the team's 100 points against #10/10 Notre Dame (Nov. 6) coming in the paint, and a total of 21 games have seen at least half the total points scored in the paint. In their game at Tennessee (Feb. 15), a season-high 72.7 percent of points were in the paint.

With 53.9 percent of their points coming in the paint, the Gamecocks are out-scoring opponents in that space 46.4 to 23.5 (+22.9) for the season and by +21.8 points per SEC game (46.5-24.8). They are shooting 57.1 percent in the paint compared to opponents' 38.8 percent.

Last season, South Carolina averaged 43.8 points in the paint to account for 54.6 percent of its offense.

Block Party

South Carolina annually ranks among the best shot blocking teams in the country and leads the way again this season at 8.0 blocks per game – the second-ranked team averages 6.2 (Boise St).

The Gamecocks have posted the top three shot-blocking games in the nation this season, led by their school record-tying 17 against Presbyterian (Dec. 16).

The SEC's top two shot blockers – Kamilla Cardoso (2.6) and Ashlyn Watkins (2.4) – are ranked 11th and 17th in the nation, respectively.

Glass Cleaners

The Gamecocks continue to dominate the glass, ranking fourth in the nation with 46.3 rebounds per game. According to Her Hoop Stats, South Carolina is 10th in the nation in rebounding percentage, securing 56.5 percent of the opportunities actually rebounded.

Their offensive glass work is strong, ranking ninth in the nation in offensive rebounding percentage at .417 (Her Hoop Stats). The Gamecocks' 14.4 offensive boards have yielded 15.3 second-chance points, turning each offensive board into an average of 1.07 points. Against ranked opponents, that efficiency improves to 1.29 points per offensive board.

Three Gamecocks are among the SEC's top-20 rebounders, led by Kamilla Cardoso's 9.5 average, which ranks sixth in the SEC. Ashlyn Watkins stands 11th in the league with 7.1 rebounds per game, and Chloe Kitts has surged into 19th place with a 6.0 average.

Cardoso's 3.5 offensive boards per game are third in the SEC, and she scores on 42.4 percent of those rebounds. Her 4.1 offensive boards per league game also

ranked third. Watkins grabs 2.8 offensive boards per game (9th), including 2.6 per SEC outing (10th).

Quarter Breakdown

South Carolina's defense has held an opponent to single digits in a quarter 31 times this season. The Gamecocks have out-scored their opponent by 15 or more points in a quarter 25 times. The scoring differential is largest in the second quarter (+8.6).

Here's a more detailed look at the quarter-by-quarter

production for the Gamecocks this season:

| Qtr. | SC-Opp | Avg. Pts. | SC-Opp | Avg. Reb. |
|------|-----------|-----------|----------|-----------|
| | Avg. Pts | Margin | Avg. Reb | Margin |
| 1 | 20.7-13.9 | +6.8 | 11.6-8.7 | +2.9 |
| 2 | 21.0-12.4 | +8.6 | 11.7-8.6 | +3.1 |
| 3 | 23.5-15.9 | +7.6 | 11.7-8.5 | +3.2 |
| 4 | 20.8-14.1 | +6.8 | 11.4-8.4 | +2.9 |

The Gamecocks tied the program record for most points in a quarter, posting 37 in the third quarter against #14/11 Maryland (Nov. 12). They have scored at least 30

| TEAM SPECIALTY STATS | | | | | |
|-------------------------|---------------|--------------|----------------|----------------|--|
| South Carolina-Opponent | | | | | |
| | Pts. in Paint | Pts. Off TOs | 2nd Chance Pts | Fast Break Pts | |
| 11/6 vs. ND | 70-22 | 26-15 | 15-11 | 30-10 | |
| 11/2 MD | 56-30 | 23-4 | 28-8 | 26-2 | |
| 11/16 Clem. | 64-20 | 28-6 | 20-4 | 29-3 | |
| 11/20 SDSU | 52-28 | 22-4 | 22-17 | 31-0 | |
| 11/24 MVSU | 72-8 | 20-5 | 26-4 | 45-2 | |
| 11/30 at NC | 20-24 | 7-7 | 12-6 | 6-5 | |
| 12/3 at DU | 32-22 | 19-15 | 17-7 | 12-18 | |
| 12/6 Mor. St. | 50-10 | 27-11 | 13-4 | 37-6 | |
| 12/10 vs. Utah | 44-46 | 18-11 | 17-6 | 9-5 | |
| 12/16 Presby. | 48-12 | 28-2 | 23-9 | 24-2 | |
| 12/19 at BGSU | 48-16 | 21-10 | 7-4 | 15-5 | |
| 12/30 at ECU | 36-14 | 15-5 | 18-4 | 26-11 | |
| 1/4 at FL | 56-26 | 12-13 | 6-15 | 19-6 | |
| 1/7 Miss St | 40-40 | 11-11 | 15-16 | 17-13 | |
| 1/11 at MO | 44-18 | 24-10 | 15-2 | 11-2 | |
| 1/15 KY | 54-14 | 34-0 | 17-5 | 28-6 | |
| 1/21 at TAM | 56-20 | 18-17 | 9-6 | 8-4 | |
| 1/25 at LSU | 46-40 | 14-15 | 14-13 | 13-4 | |
| 1/28 Vandy | 48-28 | 14-2 | 19-12 | 12-12 | |
| 2/1 at AU | 46-22 | 28-12 | 12-8 | 17-8 | |
| 2/4 OM | 50-26 | 17-2 | 19-6 | 18-9 | |
| 2/8 MO | 44-8 | 28-0 | 11-8 | 26-3 | |
| 2/11 CT | 34-22 | 17-10 | 15-14 | 19-9 | |
| 2/15 at TN | 48-30 | 13-8 | 17-6 | 16-8 | |
| 2/18 GA | 32-28 | 23-19 | 12-9 | 15-7 | |
| 2/22 Ala. | 34-22 | 12-9 | 12-10 | 10-19 | |
| 2/25 at KY | 52-24 | 32-10 | 6-7 | 17-4 | |
| 2/29 at Ark. | 56-22 | 15-8 | 17-2 | 14-7 | |
| 3/3 TN | 38-28 | 13-7 | 14-15 | 19-13 | |
| 3/8 vs. TAM | 44-28 | 15-16 | 14-11 | 8-4 | |
| 3/9 vs. TN | 42-24 | 14-18 | 18-8 | 10-3 | |
| 3/10 vs. LSU | 28-30 | 22-9 | 11-12 | 17-9 | |
| Season Avg. | 46.4-23.5 | 19.7-9.1 | 15.3-8.4 | 18.9-6.8 | |
| SEC Avg. | 46.5-24.8 | 19.3-8.9 | 13.4-8.8 | 16.3-7.8 | |
| Postseason Avg. | 38.0-27.3 | 17.0-14.3 | 14.3-10.3 | 11.7-5.3 | |

| STARTERS VS. BENCH | | | | |
|--------------------|-------------|---------------|----------|------------|
| | SC Starters | Opp. Starters | SC Bench | Opp. Bench |
| 11/6 vs. ND | 59 | 59 | 41 | 12 |
| 11/2 MD | 59 | 56 | 55 | 20 |
| 11/16 Clem. | 55 | 27 | 54 | 13 |
| 11/20 SDSU | 62 | 36 | 16 | 2 |
| 11/24 MVSU | 52 | 13 | 49 | 6 |
| 11/30 at NC | 55 | 58 | 10 | 0 |
| 12/3 at DU | 65 | 39 | 12 | 22 |
| 12/6 Mor. St. | 44 | 27 | 60 | 11 |
| 12/10 vs. Utah | 52 | 67 | 26 | 2 |
| 12/16 Presby. | 57 | 17 | 42 | 12 |
| 12/19 at BGSU | 67 | 29 | 26 | 33 |
| 12/30 at ECU | 37 | 21 | 36 | 15 |
| 1/4 at FL | 63 | 33 | 26 | 33 |
| 1/7 Miss St | 59 | 53 | 26 | 13 |
| 1/11 at MO | 55 | 47 | 26 | 10 |
| 1/15 KY | 53 | 17 | 45 | 19 |
| 1/21 at TAM | 54 | 54 | 45 | 10 |
| 1/25 at LSU | 60 | 66 | 16 | 4 |
| 1/28 Vandy | 55 | 48 | 36 | 26 |
| 2/1 at AU | 42 | 41 | 34 | 13 |
| 2/4 OM | 54 | 40 | 31 | 14 |
| 2/8 MO | 43 | 31 | 40 | 14 |
| 2/11 CT | 64 | 62 | 19 | 2 |
| 2/15 at TN | 37 | 48 | 29 | 7 |
| 2/18 GA | 61 | 42 | 9 | 14 |
| 2/22 Ala. | 41 | 44 | 31 | 0 |
| 2/25 at KY | 61 | 30 | 42 | 25 |
| 2/29 at Ark. | 34 | 55 | 64 | 6 |
| 3/3 TN | 59 | 57 | 17 | 11 |
| 3/8 vs. TAM | 44 | 56 | 35 | 12 |
| 3/9 vs. TN | 41 | 62 | 33 | 11 |
| 3/10 vs. LSU | 44 | 64 | 35 | 8 |
| Season Avg. | 52.8 | 43.7 | 33.3 | 12.6 |
| SEC Avg. | 51.9 | 44.1 | 32.3 | 13.8 |
| Postseason Avg. | 43.0 | 60.7 | 34.3 | 10.3 |

| 2023-24 SCORING DIFFERENTIALS | |
|--|--|
| All Games | |
| Largest lead in a win | by 82 (101-19), 4th-0:49, vs. MVSU, 11/24 |
| Largest deficit overcome to win | by 11 (30-41), 2nd-1:22, at #9/9 LSU, 1/25 |
| | by 11 (23-12), 2nd-8:27, at #24/24 North Carolina, 11/30 |
| Best Scoring Run | 28 points, 2nd-5:19 vs. Clemson, 11/16 |
| Best Scoring Run Against | 11 points, 3rd-9:23, Georgia, 2/18 |
| Most Lead Changes | 14 at Tennessee, 2/15 |
| Most Times Tied | 11 at Tennessee, 2/15 |
| vs. Ranked Opponent | |
| Largest lead in a win | by 39 (114-75), 4th-0:34 vs. @14/11 Maryland, 11/12 |
| Largest deficit overcome to win | by 11 (30-41), 2nd-1:22, at #9/9 LSU, 1/25 |
| | by 11 (21-10), 2nd-9:35, at #24/24 North Carolina, 11/30 |
| Best Scoring Run | 12 points, 4th-6:36, vs. #14/11 Maryland, 11/12 |
| Best Scoring Run Against | 9 points, 2x, 3rd-1:13 vs. #8/5 LSU, 3/10; 1st-2:06, at #9/9 LSU, 1/25 |
| Most Lead Changes | 12 vs. #14/11 Maryland, 11/12 |
| Most Times Tied | 7 vs. #14/11 Maryland, 11/12 |

points in seven other quarters this season.

Individually, seven Gamecocks have scored double digits in a single quarter – MiLaysia Fulwiley (4), Te-Hina Paopao (4), Kamilla Cardoso (3), Sania Feagin (1), Bree Hall (1), Raven Johnson (1), Sakima Walker (1). The top single-quarter individual scoring this season is 13 points, which has happened three times – by Cardoso in the third vs. #10/10 Notre Dame (Nov. 6), by Fulwiley in the second at Texas A&M (Jan. 21) and by Cardoso in the third vs. Vanderbilt (Jan. 28).

Ain't Life Grand

South Carolina posted the program's 1,000th win in style with its 76-70 win over #9/9 LSU (Jan. 25) in front of a sold out crowd at the Tigers' Pete Maravich Center and an ESPN audience that reached 1.55 million to be the night's most watched sporting event on television, eclipsing that night's NBA game.

A pair of Gamecocks also hit the 1,000 career points mark this season in transfers Kamilla Cardoso (Dec. 29) and Te-Hina Paopao (Nov. 16). South Carolina has had at least one 1,000-point scorer in their roster in nine of the last 10 seasons – just the 2020-21 roster lacked one. Of those nine rosters, six included multiple Gamecocks to have reached the mark. The 2016-17 National Championship team featured four Gamecocks who had achieved the milestone – Aja Wilson and Alaina Coates both hit the mark as Gamecocks while Kaela Davis and Allisha Gray had done so prior to joining South Carolina.

Vamos Kamilla!

From ACC Freshman of the Year in 2021 to SEC Sixth Woman of the Year in 2023 to 2024 SEC Defensive Player of the Year, All-American and First-Team All-SEC selection, South Carolina senior Kamilla Cardoso is a dominant player on both ends of the court.

Among players averaging 15.0 minutes on the season, Cardoso is eighth in the nation and second in the SEC with a 71.8 player defensive rating, and leads the SEC (23rd in nation) in offensive rating (126.3) per Her Hoop Stats.

On the current watch lists for every national player of the year award, the Lisa Leslie Award and Naismith Defensive Player of the Year, Cardoso was the SEC and USBWA National Player of the Week in the opening week of the season after leading South Carolina to a pair of top-15 victories that propelled the Gamecocks back to the No. 1 ranking they possessed every week of the previous two seasons. She picked up a second USBWA National Player of the Week award on Dec. 5 after the Gamecocks' Tobacco Road sweep at #24/24 North Carolina and at Duke, a third following the win at #9/9 LSU and a fourth after leading a pair of comebacks at Tennessee and against Georgia.

Cardoso ranks 11th in the nation in blocks (2.6) and 19th in field goal percentage (.584). She has 13 games of at least three blocks and has shot at least 50.0 percent from the field 21 times, including five games over 70.0 percent.

On the season, Cardoso's 14.0 points per game are 16th in the SEC with her 9.5 rebounding average coming in sixth. Her field goal percentage and blocks average lead the league.

Additionally, Cardoso's vision out of the post has her handing out 2.1 assists per game this season, which ranks fourth on the team.

Cardoso missed two games to play with her national team in FIBA Olympic Qualifying, where she earned a spot on the tournament's All-Star 5 behind 15.3 points and a tournament-best 11.0 rebounds per game. Over the summer, she was MVP of the 2023 FIBA AmeriCup after helping Brazil to a gold medal.

Pao-erful Impact

Senior transfer Te-Hina Paopao, who earned All-America status a spot on the All-SEC Second Team this season, is often mentioned by her teammates as a leader, despite her summer arrival to the program. The three-time All-Pac-12 selection illustrated that leadership beautifully in the season opener against #10/10 Notre Dame (Nov. 6). As the starter with the most experience at the position, the steady guard led the way in the opening 10 minutes with seven points on 3-of-4 shooting, two assists and two steals to keep the Gamecocks within a point at the end of the period.

That steady hand has not wavered since, and Paopao is third on the team in scoring (11.1 ppg) and assists at 3.7 per game, which ranks ninth in the SEC. Among players averaging at least 15 minutes played, she is second in the SEC with a 125.0 player offensive rating (Her Hoop Stats).

Paopao also continues to burnish her reputation as a 3-point shooter, ranking third in the nation at 47.1 percent accuracy and is second in the SEC with 2.4 made per game.

She has shot at least 50.0 from 3-point range in 18 games this season, including a pair of 4-of-5 (.800) outings – against Clemson (Nov. 16), at Florida (Jan. 4). She has made at least three 3s 11 times, including a Gamecock season-high five twice – UConn (Feb. 11), Georgia (Feb. 18).

Paopao was named MVP of the Gamecocks' win over #11/7 Utah (Dec. 10) after her third 3-pointer of the game turned back a Utah rally midway through the fourth quarter.

In all, Paopao's fingerprints are on 19.8 points per game (23.0 percent of team's offense) with teammates scoring 8.7 points per game off her assists in addition to her 11.1 points per game. That total impact number rises to 25.7 ppg against ranked teams (29.9 percent).

That's So Raven

Sophomore Raven Johnson's self-proclaimed "revenge tour" is leaving little doubt that she should be part of any conversation about the best point guards in the country and earned her a spot on the All-SEC Second Team. Without losing the instincts and court vision Staley has always loved, Johnson has added her own offensive efficiency to the Gamecocks' high-octane offense.

Johnson is third in the SEC with 4.9 assists per game and second in the league with a 2.8 assist-to-turnover ratio, which is eighth in the country. In SEC action, she handed out 4.3 assists per game with a 2.7 assist-to-turnover ratio that ranked second. She has handed out five or more assists 17 times this season and had more than two turnovers just 10 times.

Johnson's 17 assists against Clemson (Nov. 16) were the most by an SEC player since 2005, the second-most in program history – missing the record by one – and the most in the NCAA this season.

Beyond her assists, Johnson has nearly doubled her scoring from last season with 8.1 points per game this

season on a career-best 44.9 percent shooting, which includes 33.3 percent from 3-point range.

With her points and teammates scoring 11.0 points per game off her assists, Johnson has her hands on 22.3 percent of the Gamecocks' offense (19.1 ppg).

Johnson has put her mark on the Gamecock defense as well, ranking ninth in the SEC with 2.0 steals per game, which includes eight games of at least three steals. She is also a strong rebounding guard, leading the backcourt with 5.4 boards per game, including a pair of double-digit rebound games (12 vs. #11/9 UConn, 15 at Tennessee). She has been the Gamecocks' top rebounder in six games, trailing just Cardoso (15) and Watkins (8). Johnson was the Gamecocks' top rebounder at the SEC Tournament, pulling down 6.0 per game en route to the title.

Easy, Breezy, Beautiful

Junior Bree Hall has been lauded by former teammates and some of the best to play at South Carolina in the Staley era for the way she trusted the process for two seasons and stepped into the waiting spotlight this season to reap the rewards of her behind-the-scenes work.

Hall started the season with her usual solid defense, but the emergence of her fully developed offensive game during the Gamecocks' Tobacco Road sweep at #24/24 North Carolina (Nov. 30) and at Duke (Dec. 3) illustrated the complete, confident player she has become, including hitting shots in the biggest moments of the tightest games.

On Tobacco Road, it wasn't just Hall's team-best 14.0 points per game on 69.2 percent shooting in hostile environs. It was her 6-of-8 3-point shooting that included a win-sealing three in the fourth quarter of each game. It was also her defense in the final period that held UNC's top scorer Deja Kelly without a field goal and helped limit Duke's hot-shooting Reigan Richardson to just 1-of-5 shooting in the game-deciding fourth quarter.

Hall also delivered big in the fourth-quarter comeback at #9/9 LSU (Jan. 25), posting eight points, three rebounds and a timely block in the final 10 minutes. Her back-to-back threes twice broke the tie in the final three minutes as she delivered six of the team's final nine points.

In the SEC Tournament title game, #8/5 LSU (Mar. 10) pulled within a point with 4:36 to play. Hall, who had just checked back in, scored four of the next six points in the Gamecocks' 8-0 run over the next two minutes.

On the season, Hall averages 9.7 points on a career-best 45.3 percent shooting. In SEC games, her scoring rose to 10.7 points per game on 47.9 percent shooting, including 43.4 percent accuracy from 3-point range.

CK Obsession

Sophomore Chloe Kitts has capitalized on her early enrollment (Jan. 2023) and individual training as she prepared for the 2023 FIBA U19 World Cup, at which she

2023-24 ROSTER

| No. | Name | Pos. | Ht. | Yr. | Hometown/Last School |
|-----|-------------------|------|------|-----|--|
| 0 | Te-Hina Paopao | G | 5-9 | Sr. | Oceanside, Calif./Oregon |
| 2 | Ashlyn Watkins | F | 6-3 | So. | Columbia, S.C./Cardinal Newman |
| 5 | Tessa Johnson | G | 6-0 | Fr. | Albertville, Minn./Saint Michael Albertville |
| 10 | Kamilla Cardoso | C | 6-7 | Sr. | Montes Claros, Brazil/Syracuse |
| 12 | MiLaysia Fulwiley | G | 5-10 | Fr. | Columbia, S.C./W.J. Keenan |
| 15 | Adhel Tac | F | 6-5 | Fr. | Grand Prairie, Texas/South Grand Prairie |
| 20 | Sania Feagin | F | 6-3 | Jr. | Ellenwood, Ga./Forest Park |
| 21 | Chloe Kitts | F | 6-2 | So. | Oviedo, Fla./DME Academy |
| 23 | Bree Hall | G | 6-0 | Jr. | Dayton, Ohio/Wayne |
| 24 | Sahnnya Jah | F | 6-0 | Fr. | Montverde, Fla./Montverde Academy |
| 25 | Raven Johnson | G | 5-9 | So. | Atlanta, Ga./Westlake |
| 35 | Sakima Walker | C | 6-5 | Sr. | Columbus, Ohio / Northwest Florida State |

Head Coach: Dawn Staley

Assoc. Head Coach: Lisa Boyer; **Assistant Coaches:** Jollette Law, Winston Gandy, Mary Wooley, Khadijah Sessions

helped the U.S. to gold. All of which made her physically stronger and honed her skills.

The combination helped Kitts earn a starting spot on opening day this season, and she has proven what Staley always saw in the young 6-foot-2 forward – physicality, basketball IQ and tenacity.

Kitts has scored in double figures 16 times, led by her first career 20-point game (21 at Bowling Green, Dec. 19), and has four double-doubles, including two in SEC play.

She earned her first career double-double against #14/11 Maryland (Nov. 12). Those 13 points and 10 rebounds came in just 21 minutes on the court, and she powered home eight of her 13 points in just six minutes of the second quarter to guide the Gamecocks to a 12-point halftime lead.

The talented forward came up big at #24/24 North Carolina (Nov. 30) with 11 second-half points, highlighted by clutch mid-range jumpers and 3-of-4 free throw shooting that included a pair of makes that made it a two-possession game with 24 seconds left. Her nine first-quarter points at #9/9 LSU (Jan. 25) were half the Gamecocks' total in the period and came on 4-of-4 shooting.

On the season, Kitts averages 9.2 points and 6.0 rebounds, which rank 19th in the SEC.

Ashlyn SWatkins

While Ashlyn Watkins' athleticism has never been in question – she became the first Gamecock to dunk in a game last season at Clemson and the first to do it at Colonial Life Arena this season against Kentucky – the sophomore has brought all sides of her game together in her second season and earned a spot on the All-SEC Second Team.

Watkins' season averages include 9.7 points and 7.1 rebounds, which rank 11th in the SEC. Defensively, the sophomore forward is 17th in the nation with 2.4 blocks per game. According to Her Hoop Stats, she is third in the nation (among players averaging at least 15 minutes played) in player defensive rating (67.7) and defensive win shares per 40 minutes (0.11).

In SEC action, Watkins was ninth in rebounding at 7.5 per game and third in blocks per league game at 2.1.

Watkins has eight double-doubles and at least three blocks in 15 games, including a career-high six blocks against Presbyterian (Dec. 16) and at Florida (Jan. 4).

Her poise late at #24/24 North Carolina (Nov. 30) helped deliver the win with her six fourth-quarter points capped by a pair of free throws with 14 seconds left.

Watkins made her first career start at Auburn (Feb. 1) and truly illustrated how far she has come, turning in 14 points, 15 rebounds, five blocks and three steals in 31 minutes of action, including six rebounds and two steals in the first quarter as the Gamecock offense struggled.

Against #11/9 UConn (Feb. 11), Watkins stuffed the stat sheet with 15 points, nine rebounds, three blocks, three assists and two steals.

The Full-wiley

SEC All-Freshman Team guard MiLaysia Fulwiley arrived on her hometown campus with fanfare befitting her high school highlight reel and her No. 13 ranking in the recruiting class. Often soft-spoken off the court, her game shouts from the rooftops in support of Staley calling her a "generational player" who can do things with a basketball no one else can do. Her creativity on the court keeps fans glued to their seats regardless of the score.

On the biggest stage for her college debut in Paris, Fulwiley dazzled international fans and NBA legends alike with the style in her 17 points, six assists and six steals against #10/10 Notre Dame (Nov. 6). Columbia anxiously awaited her home debut, which was a 12-point, 2-assist, 2-block, 2-steal effort in just 15 minutes against #14/11 Maryland (Nov. 12). Four days later, she needed just 16 minutes to put on a highlight-reel near double-double,

torching rival Clemson for 18 points, nine rebounds and three assists.

On the season, Fulwiley is second on the team in scoring at 11.8 points per game on 44.4 percent shooting and averages 2.3 assists. She has led the team or tied for the team lead in scoring 10 times.

In SEC action, Fulwiley built game by game, peaking at a season-best 21 points at Texas A&M on 8-of-12 shooting (.667), including three 3-pointers, in just shy of 20 minutes on the court. She averaged 11.6 points in league play on 43.0 percent shooting.

Already Adhel

For the second time in as many seasons, one of the Gamecocks' top signees chose to enroll early with the January arrival of Adhel Tac (Grand Prairie, Texas/South Grand Prairie). The No. 26 player in the Class of 2024, Tac suffered a left knee injury in early her senior season, leading to her decision to join the Gamecocks ahead of schedule. She had a procedure to repair that injury on Feb. 2. At this time, there is not an estimated date for her return to the court.

Ranked as high as No. 12 in the country before sitting out the 2022-23 season with an injury, Tac had returned to the court over the summer before the second injury derailed her final high school campaign. As a sophomore in 2021-22, she poured in 14.1 points and 8.8 rebounds per game to help lead South Grand Prairie to a Class 6A state runner-up finish.

Great Gamecock Fans

South Carolina has led the nation in average attendance in each of the last nine seasons and continues to hold that title this season by more than 1,000 fans per game.

The Gamecocks have hosted five of the top six and seven of the 10 highest-attended games in the nation this season, including five sellouts – against Vanderbilt (Jan. 28), Ole Miss (Feb. 4) UConn (Feb. 11), Georgia (Feb. 18) and Tennessee (Mar. 3). All of which has South Carolina atop the average attendance rankings at 16,489 fans per game.

The Gamecocks have had at least one sellout of their 18,000-seat Colonial Life Arena for eight straight seasons (excluding COVID-limited 2020-21 season) dating back to the first ever sellout of 18,000 on Feb. 8, 2016. This season's five sellouts are the most in a single season in program history.

Excluding the COVID limited-attendance season of 2020-21, South Carolina has drawn at least 10,000 fans 126 consecutive regular-season games beginning on Jan. 2, 2015.

Everybody's All-American

The Gamecocks' 11-woman roster includes eight McDonald's All-Americans – Kamilla Cardoso, Sania Feagin, MiLaysia Fulwiley, Bree Hall, Raven Johnson, Tessa Johnson, Te-Hina Paopao and Ashlyn Watkins.

At South Carolina, Staley has coached 23 McDonald's All-Americans, including 18 who joined the Gamecocks as

freshmen. Two more will soon join the list as both 2024 signees earned the honor this season – Joyce Edwards, Madisen McDaniel.

Signing Class

South Carolina continues to shine on the recruiting trail, landing a trio of five-star prospects (including Tac) that had ESPN ranking it the No. 2 class in the nation after the early signing period. Dawn Staley's staff has proven it can both keep top players at home and draw from the best players across the nation.

Joyce Edwards

(6-2 - F - Camden, S.C./Camden)

- #2 overall
- 2024 McDonald's All-American
- 2024 Naismith 1st-team All-America
- 2023 USA Today HS Sports National Athlete of the Year
- 3x SCBCA 3A Player of the Year
- 2x South Carolina Gatorade Player of the Year
- 2x 3A State Championship (2023, 2024)

Madison McDaniel

(5-9 - G - Upper Marlboro, Md./Bishop McNamara)

- #12 overall
- 2024 McDonald's All-American
- 2024 Naismith Honorable Mention All-America
- 2023 Washington Catholic Athletic Conference Player of the Year
- 2023 MaxPreps Maryland Player of the Year

WNBA Pipeline

With 10 alumnae playing in the WNBA in 2023, South Carolina had the third-most players in the league of any college program.

Since the first Staley-trained Gamecock was drafted in 2015 (Aleighsa Welch), a total of 14 South Carolina players have been taken in the WNBA Draft. Ten of those went in the first round, including two No. 1 overall picks.

With five players taken in the 2023 WNBA Draft, South Carolina joined Notre Dame (2019) and Tennessee (2008, 1999) as the only programs to have at least that many players taken in a single draft. Three of those five picks were in the first round, making South Carolina one of just seven programs to hit that benchmark.

In proof Staley sends players to the league ready, five Gamecocks have earned All-Rookie Team honors, including three WNBA Rookies of the Year – Allisha Gray (2017), Aja Wilson (2018), Aliyah Boston (2023).

Gamecock alum Aja Wilson has risen to become the face of the WNBA. The two-time league MVP (2020, 2022), two-time Defensive Player of the Year (2022, 2023) and five-time All-Star led her Las Vegas Aces to back-to-back WNBA Championships (2022, 2023). Wilson's former AAU and South Carolina teammate Alaina Coates joined her on the 2023 title team.

TEAM THEME: LOVE

As with most seasons, the LOVE theme has many meanings, all of which are rooted in loving the game of women's basketball. Staley often notes that "if you love the game, it will love you back" – and her career as a player and now a coach is evidence of that.

For her team, loving basketball is more than loving the wins and the trophies and the cheers from fans. That's just one side of the relationship. The pursuit of those means also loving the commitment and the sacrifice and the discipline required to get better every day, and it even means loving the doubt and criticism of others.

For the FAMS – the program's loyal fanbase – loving basketball means investing their time and money, it means saving their vacation days to come to games, and it means pouring their energy into the program's success. In return, Gamecock FAMS are part of a community that puts aside all other differences to share their love of the game and of being such an integral part of Staley's program.

SOUTH CAROLINA'S RECORD WHEN ...

| | vs. Ranked | SEC | Post Season | All |
|---|------------|------|-------------|------|
| Record | 7-0 | 16-0 | 3-0 | 32-0 |
| Playing a ranked opponent | 7-0 | 1-0 | 1-0 | 7-0 |
| Playing at home | 1-0 | 8-0 | | 15-0 |
| Playing on the road | 2-0 | 8-0 | | 12-0 |
| Playing at neutral site | 3-0 | | 3-0 | 5-0 |
| Leading at half | 5-0 | 13-0 | 3-0 | 28-0 |
| Trailing at half | 2-0 | 3-0 | | 4-0 |
| Tied at half | | | | 0-0 |
| Playing an overtime game | | | | 0-0 |
| 0 players score in double figures | | | | 0-0 |
| 1 player scores in double figures | | | | 0-0 |
| 2 players score in double figures | 1-0 | 1-0 | 1-0 | 2-0 |
| 3 players score in double figures | | 1-0 | 2-0 | 5-0 |
| 4 players score in double figures | 3-0 | 4-0 | | 9-0 |
| 5 players score in double figures | 2-0 | 7-0 | | 9-0 |
| More than 5 players in double figures | 1-0 | 3-0 | | 9-0 |
| Starters out-score opponent's starters | 1-0 | 12-0 | | 22-0 |
| Opponent's starters score equal/more | 5-0 | 4-0 | 3-0 | 10-0 |
| Bench out-scores opponent's bench | 7-0 | 14-0 | 3-0 | 28-0 |
| Opponent's bench scores equal/more | | 2-0 | | 4-0 |
| Shooting 60% or better | | 3-0 | | 4-0 |
| Shooting between 50-59% | 3-0 | 4-0 | 1-0 | 13-0 |
| Shooting between 40-49% | 3-0 | 7-0 | 2-0 | 12-0 |
| Shooting between 30-39% | 1-0 | 2-0 | | 3-0 |
| Shooting less than 30% | | | | 0-0 |
| Opponent shoots 50% or better | | | | 0-0 |
| Opponent shoots between 40-49% | 3-0 | 2-0 | 1-0 | 5-0 |
| Opponent shoots between 30-39% | 4-0 | 11-0 | 2-0 | 18-0 |
| Opponent shoots between 20-29% | | 3-0 | | 6-0 |
| Opponent shoots less than 20% | | | | 3-0 |
| Shooting better than opponent | 7-0 | 15-0 | 3-0 | 31-0 |
| Shooting worse than/equal to opponent | | 1-0 | | 1-0 |
| Having more FTs made than opponent | 3-0 | 12-0 | 1-0 | 24-0 |
| Having equal/fewer FTs made than opponent | 2-0 | 4-0 | 2-0 | 8-0 |
| Out-rebounding opponent | 4-0 | 16-0 | 2-0 | 30-0 |
| Having equal/fewer rebounds than opponent | 2-0 | | 1-0 | 2-0 |
| Having fewer TOs than opponent | 4-0 | 11-0 | 2-0 | 23-0 |
| Having equal or more TOs than opponent | 3-0 | 5-0 | 1-0 | 9-0 |
| Attempting more FT than 3FG | 3-0 | 8-0 | 1-0 | 17-0 |
| Attempting equal/fewer FT than 3FG | 4-0 | 8-0 | 2-0 | 15-0 |
| Making 5 or more 3FGs | 7-0 | 12-0 | 1-0 | 25-0 |
| Making fewer than 5 3FGs | | 4-0 | 2-0 | 7-0 |
| Making no 3 FGs | | | | 1-0 |
| Attempting 15 or more 3FGs | 6-0 | 10-0 | 2-0 | 22-0 |
| Attempting fewer than 15 3FGs | 1-0 | 6-0 | 1-0 | 10-0 |
| No South Carolina players foul out | 5-0 | 13-0 | 3-0 | 26-0 |
| One or more SC players foul out | 2-0 | 3-0 | | 6-0 |
| No opposing players foul out | 4-0 | 12-0 | 2-0 | 22-0 |
| One or more opposing players foul out | 3-0 | 4-0 | 1-0 | 10-0 |

| | vs. Ranked | SEC | Post Season | All |
|--|------------|------|-------------|------|
| Assist at least half of field goals made | 3-0 | 11-0 | 2-0 | 21-0 |
| Assist on at least 2/3 of field goals made | 2-0 | 2-0 | 1-0 | 7-0 |
| Assist on less than half of field goals made | 4-0 | 5-0 | 1-0 | 11-0 |
| Scoring more pts. in paint than opponent | 4-0 | 15-0 | 2-0 | 28-0 |
| Scoring equal/fewer pts. in paint than opp. | 3-0 | 1-0 | 1-0 | 4-0 |
| Scoring more pts. off TOs than opponent | 4-0 | 13-0 | 1-0 | 26-0 |
| Scoring equal/fewer pts. off TOs than opp. | 2-0 | 3-0 | 2-0 | 6-0 |
| Scoring more 2nd-chance pts. | 6-0 | 12-0 | 2-0 | 27-0 |
| Scoring equal/fewer 2nd-chance pts. | 1-0 | 4-0 | 1-0 | 5-0 |
| Scoring more fast break pts. | 7-0 | 14-0 | 3-0 | 29-0 |
| Scoring equal/fewer fast break pts. | | 2-0 | | 3-0 |
| Wearing primary white uniforms | 3-0 | 8-0 | 2-0 | 16-0 |
| Wearing secondary (Cocky) white uniforms | 2-0 | | 1-0 | 4-0 |
| Wearing black uniforms | 2-0 | 7-0 | | 10-0 |
| Wearing garnet uniforms | | 1-0 | | 2-0 |
| Playing in November | 3-0 | | | 6-0 |
| Playing in December | 1-0 | | | 6-0 |
| Playing in January | 1-0 | 7-0 | | 7-0 |
| Playing in February | 1-0 | 8-0 | | 9-0 |
| Playing in March | 1-0 | 1-0 | 3-0 | 4-0 |
| Playing in April | | | | 0-0 |
| Playing during the day | 4-0 | 6-0 | 3-0 | 17-0 |
| Playing at night | 3-0 | 10-0 | | 15-0 |
| Playing on Sunday | 3-0 | 7-0 | 1-0 | 12-0 |
| Playing on Monday | 1-0 | 1-0 | | 3-0 |
| Playing on Tuesday | | | | 1-0 |
| Playing on Wednesday | | | | 1-0 |
| Playing on Thursday | 2-0 | 8-0 | | 10-0 |
| Playing on Friday | | | 1-0 | 2-0 |
| Playing on Saturday | | | 1-0 | 3-0 |
| Margin is less than 5 pts. | | | 1-0 | 1-0 |
| Margin is between 5-9 pts. | 4-0 | 2-0 | 1-0 | 5-0 |
| Margin is between 10-19 pts. | 1-0 | 4-0 | 1-0 | 7-0 |
| Margin is between 20-29 pts. | 1-0 | 5-0 | | 6-0 |
| Margin is between 30-39 pts. | 1-0 | 3-0 | | 6-0 |
| Margin is between 40-49 pts. | | 1-0 | | 2-0 |
| Margin is 50 pts. or more | | 1-0 | | 5-0 |
| Having a 20-pt. scorer | 2-0 | 4-0 | 1-0 | 9-0 |
| Having a 30-pt. scorer | | | | 0-0 |
| Scoring 49 points or less | | | | 0-0 |
| Scoring 50-59 points | | | | 0-0 |
| Scoring 60-69 points | 1-0 | 1-0 | | 2-0 |
| Scoring 70-79 points | 3-0 | 5-0 | 3-0 | 12-0 |
| Scoring 80-89 points | 1-0 | 5-0 | | 6-0 |
| Scoring 90-99 points | | 4-0 | | 6-0 |
| Scoring 100 points or more | 2-0 | 1-0 | | 6-0 |
| Opponent scores 39 points or less | | 1-0 | | 6-0 |
| Opponent scores 40-49 points | | 2-0 | | 3-0 |
| Opponent scores 50-59 points | 1-0 | 6-0 | | 7-0 |
| Opponent scores 60-69 points | 2-0 | 5-0 | 1-0 | 10-0 |
| Opponent scores 70-79 points | 4-0 | 2-0 | 2-0 | 6-0 |
| Opponent scores 80-89 points | | | | 0-0 |
| Opponent scores 90-99 points | | | | 0-0 |
| Opponent scores 100 points or more | | | | 0-0 |

2023-24 TEAM HIGH/LOW — ALL GAMES

| South Carolina Highs | South Carolina Lows | Category | Opponent Lows | Opponent Highs |
|------------------------------------|-----------------------------------|------------------------------|------------------------------|--------------------------------|
| 114 vs. Maryland, 11/12 | 65 at North Carolina, 11/30 | Points in Game | 19, MVSU, 11/24 | 76, Maryland, 11/12 |
| 66 vs. Maryland, 11/12* | 25 at Tennessee, 2/15 (1st) | Points in a Half | 7, MVSU (2nd), 11/24 | 50, vs. Tennessee, 3/9 (2nd) |
| 37 vs. Maryland (4th), 11/12* | 10 at Tennessee, 2/15 (2nd) | Points in a Quarter | 3, Presbyterian (3rd), 12/16 | 26, vs. Texas A&M, 3/8 (3rd) |
| | 10 at North Carolina, 11/30 (1st) | Field Goals Made | 3, MVSU (4th), 11/24 | |
| 44 vs. Clemson, 11/16* | 22 at North Carolina, 11/30 | Field Goal Attempts | 8, MVSU, 11/24 | 30, at LSU, 1/25 |
| 83 vs. Clemson, 11/16* | 52 at Duke, 12/3 | | 55, at Bowling Green, 12/19 | 79, at Florida, 1/4 |
| 83 vs. Notre Dame 11/6* | | FG Percentage | .119 (8-67), MVSU, 11/24 | .452 (28-62) vs. Utah, 12/10 |
| .683 (41-630) vs. Morgan St., 12/6 | .333 (27-81) vs. Tennessee, 3/3 | 3-Point FG Made | 1, MVSU, 11/24 | 11, at Bowling Green, 12/19 |
| 12 vs. Maryland, 11/12 | 0 vs. South Dakota St., 11/20 | | | 11, at Duke, 12/3 |
| 27 vs. Georgia, 2/18 | 8 vs. Texas A&M, 3/8 | 3-Point FG Attempts | 7, Ole Miss, 2/4 | 41, at Arkansas, 2/29 |
| .667 (8-12) at Kentucky, 2/25 | .000 (0-12) vs. SDSU, 11/20 | 3-Point FG Percentage | .053 (1-19), MVSU, 11/24 | .455 (10-22), Maryland, 11/12 |
| 27 vs. Ole Miss, 2/4 | 7 vs. Missouri, 2/8 | Free Throws Made | 2, Kentucky, 1/15 | 19, vs. Tennessee, 3/9 |
| | 7 at LSU, 1/25 | | 2, at Duke, 12/3 | |
| | 7 at Missouri, 1/11 | | 2, MVSU, 11/24 | |
| | | | 2, South Dakota St., 11/20 | |
| 42 vs. Ole Miss, 2/4 | 8 at Missouri, 1/11 | Free Throw Attempts | 2, at Duke, 12/3 | 24, vs. Tennessee, 3/9 |
| .906 (19-21) at Kentucky, 2/25 | .500 (8-16) at Tennessee, 2/15 | FT Percentage | .250 (2-8), MVSU, 11/24 | .923 (12-13), Vanderbilt, 1/28 |
| 73 vs. Clemson, 11/16 | 36 at Bowling Green, 12/19 | Rebounds | 21, at Arkansas, 2/29 | 45, Alabama, 2/22 |
| | | | 21, Morgan St., 12/6 | 45, at North Carolina, 11/30 |
| 30 at Kentucky, 2/25* | 8 at North Carolina, 11/30 | Assists | 3, at ECU, 12/30 | 17, at LSU, 1/25 |
| 30 vs. Clemson, 11/16* | | | | |
| 30 vs. Maryland, 11/12* | | | | |
| 15 vs. South Dakota St., 11/20 | 1 vs. Texas A&M, 3/8 | Steals | 2, Tennessee, 3/3 | 14, Georgia, 2/18 |
| | | | 2, at Missouri, 1/11 | |
| 17 vs. Presbyterian, 12/16* | 1 at Arkansas, 2/29 | Blocked Shots | 0, at Kentucky, 2/25 | 9, at Auburn, 2/1 |
| | | | 0, Presbyterian, 12/16 | |
| | | | 0, Morgan St., 12/6 | |
| 24 vs. Texas A&M, 3/8 | 6 vs. Vanderbilt, 1/28 | Turnovers | 9, Vanderbilt, 1/28 | 24, Kentucky, 1/15 |
| | | | 9, at Texas A&M, 1/21 | |
| 21 at Texas A&M, 1/21 | 6 vs. Presbyterian, 12/16 | Fouls | 11, UConn, 2/11 | 31, Ole Miss, 2/4 |
| | 6 at Duke, 12/3 | | | |

* indicates program record; ^ indicates Staley-era program record

2023-24 TEAM HIGH/LOW — SEC GAMES

| South Carolina Highs | South Carolina Lows | Category | Opponent Lows | Opponent Highs |
|---------------------------------|---------------------------------|------------------------------|--------------------------------|---------------------------------|
| 103 at Kentucky, 2/25 | 66 at Tennessee, 2/15 | Points in Game | 36, Kentucky, 1/15 | 74, Vanderbilt, 1/28 |
| 61 at Kentucky, 2/25(2nd) | 25 at Tennessee, 2/15 (1st) | Points in a Half | 11, Alabama, 2/22 (1st) | 44, Vanderbilt, 1/28 (2nd) |
| 33 vs. Kentucky, 1/15 (3rd) | 10 at Tennessee, 2/15 (2nd) | Points in a Quarter | 4, Kentucky, 1/15 (4th) | 25, Vanderbilt, 1/28 (4th) |
| 40 at Arkansas, 2/29 | 25 vs. Alabama, 2/22 | Field Goals Made | 15, Alabama, 2/22 | 30, at LSU, 1/25 |
| 40 vs. Kentucky, 1/15 | 25 vs. Georgia, 2/18 | | 15, Kentucky, 1/15 | |
| 81 vs. Tennessee, 3/3 | 58 vs. Ole Miss, 2/4 | Field Goal Attempts | 53, Missouri, 2/8 | 79, at Florida, 1/4 |
| .672 (39-58) at Texas A&M, 1/21 | .333 (27-81) vs. Tennessee, 3/3 | FG Percentage | .221 (15-68), Alabama, 2/22 | .448 (30-67), at LSU, 1/25 |
| 10 vs. Kentucky, 1/15 | 2 at Tennessee, 2/15 | 3-Point FG Made | 2, at Tennessee, 2/15 | 10, at Missouri, 1/11 |
| | 2 vs. Ole Miss, 2/4 | | 2, Ole Miss, 2/4 | |
| 27 vs. Georgia, 2/18 | 9 at Tennessee, 2/15 | 3-Point FG Attempts | 7, Ole Miss, 2/4 | 41, at Arkansas, 2/29 |
| .667 (8-12) at Kentucky, 2/25 | .200 (2-10) vs. Ole Miss, 2/4 | 3-Point FG Percentage | .118 (2-17) at Tennessee, 2/15 | .400 (10-25), at Missouri, 1/11 |
| 27 vs. Ole Miss, 2/4 | 7 vs. Missouri, 2/8 | Free Throws Made | 2, Kentucky, 1/15 | 17, at Texas A&M, 1/21 |
| | 7 at LSU, 1/25 | | | |
| | 7 at Missouri, 1/11 | | | |
| 42 vs. Ole Miss, 2/4 | 8 at Missouri, 1/11 | Free Throw Attempts | 6, Kentucky, 1/15 | 22, Tennessee, 3/3 |
| .906 (19-21) at Kentucky, 2/25 | .500 (8-16) at Tennessee, 2/15 | FT Percentage | .333 (2-6), Kentucky, 1/15 | .923 (12-13), Vanderbilt, 1/28 |
| 57 vs. Tennessee, 3/3 | 37 at Kentucky, 2/25 | Rebounds | 21, at Arkansas, 2/29 | 45, Alabama, 2/22 |
| | 37 vs. Vanderbilt, 1/28 | | | |
| | 37 at Missouri, 1/11 | | | |
| 30 at Kentucky, 2/25* | 11 at Auburn, 2/1 | Assists | 7, Alabama, 2/22 | 17, at LSU, 1/25 |
| | | | 7, at Tennessee, 2/15 | |
| | | | 7, Kentucky, 1/15 | |
| 15 vs. Missouri, 2/8 | 3 vs. Vanderbilt, 1/28 | Steals | 2, Tennessee, 3/3 | 14, Georgia, 2/18 |
| | | | 2, at Missouri, 1/11 | |
| 12 vs. Alabama, 2/22 | 1 at Arkansas, 2/29 | Blocked Shots | 0, at Kentucky, 2/25 | 9, at Auburn, 2/1 |
| 18 vs. Georgia, 2/18 | 6 vs. Vanderbilt, 1/28 | Turnovers | 9, Vanderbilt, 1/28 | 24, Kentucky, 1/15 |
| 18 at Florida, 1/4 | | | 9, at Texas A&M, 1/21 | |
| 21 at Texas A&M, 1/21 | 9 vs. Kentucky, 1/15 | Fouls | 13, Missouri, 2/8 | 31, Ole Miss, 2/4 |

* indicates program record; ^ indicates Staley-era program record

2023-24 INDIVIDUAL SUPERLATIVES — ALL GAMES

| Category | South Carolina | Opponent |
|------------------------------|--|---|
| Points in Game | 24 by MiLaysia Fulwiley vs. LSU, 3/10 | 37 by Alissa Pili, vs. Utah, 12/10 |
| Points in a Half | 16 by Te-Hina Paopao vs. UConn, 2/11 (1st) 16 by Bree Hall at Missouri, 1/11 (1st) 16 by Kamilla Cardoso South Dakota St., 11/20 (1st) | 25 by Aicha Coulibaly, vs. Texas A&M, 3/8 (2nd) |
| Points in a Quarter | 13 by Kamilla Cardoso vs. Vanderbilt, 1/28 (2nd) 13 by MiLaysia Fulwiley at Texas A&M, 1/21 (2nd) 13 by Kamilla Cardoso vs. Notre Dame, 11/6 (3rd) | 17 by Leilani Correa, at Florida, 1/4 (2nd) |
| Field Goals Made | 10 by Chloe Kitts at Bowling Green, 12/19 | 15 by Alissa Pili, vs. Utah, 12/1 |
| Field Goal Attempts | 18 by MiLaysia Fulwiley Missouri, 2/8 | 24 by Hannah Hidalgo, vs. Notre Dame, 11/6 |
| FG Percentage | 1.000 (6-6) by Ashlyn Watkins at Kentucky, 2/25 | .714 (5-7) by Faith Masonius, Maryland, 11/12 |
| 3-Point FG Made | 5 by Te-Hina Paopao vs. Georgia, 2/18 5 by Te-Hina Paopao vs. UConn, 2/11 | 7 by Morgan Sharps, at Bowling Green, 12/19 |
| 3-Point FG Attempts | 11 by Te-Hina Paopao vs. Georgia, 2/18 | 12 by Maryam Dauda, at Arkansas, 2/29 12 by Morgan Sharps, at Bowling Green, 12/19 |
| 3-Point FG Percentage | .800 (4-5) by MiLaysia Fulwiley vs. LSU, 3/10 .800 (4-5) by Tessa Johnson at Arkansas, 2/29 .800 (4-5) by Te-Hina Paopao at Florida, 1/4 .800 (4-5) by Te-Hina Paopao vs. Maryland, 11/12 | .583 (7-12) by Morgan Sharps, at Bowling Green, 12/19 |
| Free Throws Made | 12 by MiLaysia Fulwiley at Kentucky, 2/25 | 13 by Aicha Coulibaly, vs. Texas A&M, 3/8 |
| Free Throw Attempts | 12 by MiLaysia Fulwiley at Kentucky, 2/25 | 15 13 by Aicha Coulibaly, vs. Texas A&M, 3/8 |
| FT Percentage | 1.000 (12-13) by MiLaysia Fulwiley at Kentucky, 2/25 | 1.000 (9-9) by Jewel Spear, vs. Tennessee, 3/9 |
| Rebounds | 16 by Kamilla Cardoso vs. Georgia, 2/18 16 by Kamilla Cardoso at North Carolina, 11/30 | 13 by Angel Reese, vs. LSU, 3/10 |
| Assists | 17 by Raven Johnson vs. Clemson, 11/16* | 8 by Rickea Jackson, vs. Tennessee, 3/9 8 by Jordyn Cambridges, Vanderbilt, 1/28 |
| Steals | 6 by MiLaysia Fulwiley vs. Missouri, 2/8 6 by MiLaysia Fulwiley vs. Notre Dame, 11/6 | 5 by Ines Vieira, vs. Utah 12/10 |
| Blocked Shots | 7 by Kamilla Cardoso vs. Presbyterian, 12/16 | 4 by Tamari Key, vs. Tennessee, 3/9 4 by Jadyon Donovan, at Duke, 12/3 |
| Turnovers | 5 by Ashlyn Watkins vs. Missouri, 2/8 5 by Raven Johnson vs. Utah, 12/10 | 8 by Tamaria Rumph, Morgan St., 12/6 |

* indicates program record; ^ indicates Staley-era program record

2023-24 INDIVIDUAL SUPERLATIVES — SEC GAMES

| Category | South Carolina | Opponent |
|------------------------------|--|--|
| Points in Game | 23 by Kamilla Cardoso vs. Vanderbilt, 1/28 | 31 by Honesty Scott-Grayson, at Auburn, 2/1 |
| Points in a Half | 16 by Bree Hall at Missouri, 1/11 (1st) | 21 by Honesty Scott-Grayson, at Auburn, 2/1 (2nd) 21 by Leilani Correa, at Florida, 1/4 (1st) |
| Points in a Quarter | 13 by Kamilla Cardoso vs. Vanderbilt, 1/28 (2nd) 13 by MiLaysia Fulwiley at Texas A&M, 1/21 (2nd) | 17 by Leilani Correa, at Florida, 1/4 (2nd) |
| Field Goals Made | 9 by Ashlyn Watkins at Arkansas, 2/29 9 by Kamilla Cardoso vs. Vanderbilt, 1/28 | 11, 4x, last by Rickea Jackson, Tennessee, 3/3 |
| Field Goal Attempts | 18 by MiLaysia Fulwiley vs. Missouri, 2/8 | 23 by Rickea Jackson, Tennessee, 3/3 23 by Honesty Scott-Grayson, at Auburn, 2/1 23 by Jerkaila Jordan, Mississippi St., 1/7 |
| FG Percentage | 1.000 (6-6) by Ashlyn Watkins at Kentucky, 2/25 | .633 (7-11) by Aneesah Morrow, at LSU, 1/25 |
| 3-Point FG Made | 5 by Te-Hina Paopao vs. Georgia, 2/18 | 4, 4x, last by Abbey Schrecke, Missouri, 2/8 |
| 3-Point FG Attempts | 11 by Te-Hina Paopao vs. Georgia, 2/18 | 12 by Maryam Dauda, at Arkansas, 2/29 |
| 3-Point FG Percentage | .800 (4-5) by Tessa Johnson at Arkansas, 2/29 .800 (4-5) by Te-Hina Paopao at Florida, 1/4 | .571 (4-7), 3x, last by Abbey Schrecke, Missouri, 2/8 |
| Free Throws Made | 12 by MiLaysia Fulwiley at Kentucky, 2/25 | 8 by Honesty Scott-Grayson, at Auburn, 2/1 |
| Free Throw Attempts | 12 by MiLaysia Fulwiley at Kentucky, 2/25 | 14 by Ajae Petty, at Kentucky, 2/25 |
| FT Percentage | 1.000 (12-12) by MiLaysia Fulwiley at Kentucky, 2/25 | .875 (7-8) by Javyn Nicholson, Georgia, 2/18 |
| Rebounds | 16 by Kamilla Cardoso vs. Georgia, 2/18 | 12 by Javyn Nicholson, Georgia, 2/18 |
| Assists | 7 by Raven Johnson at Arkansas, 2/29 7 by Raven Johnson vs. Vanderbilt, 1/28 | 8 by Jordyn Cambridges, Vanderbilt, 1/28 |
| Steals | 6 by MiLaysia Fulwiley vs. Missouri, 2/8 | 3, 5x, last by Samara Spencer, at Arkansas, 2/29 |
| Blocked Shots | 6 by Ashlyn Watkins at Florida, 1/4 | 3, 5x, last by Rickea Jackson and Tamari Key, Tennessee, 3/3 |
| Turnovers | 5 by Ashlyn Watkins vs. Missouri, 2/8 | 6 by Ashton Judd, at Missouri, 1/11 |

* indicates program record; ^ indicates Staley-era program record

THE LAST TIME...

INDIVIDUAL

Scored 50 Points

South Carolina 51, Jocelyn Penn vs. Stetson, 1/4/03
Opponent Never

Scored 40 Points

South Carolina 51, Jocelyn Penn vs. Stetson, 1/4/03
Opponent 41, Caitlyn Clark, Iowa, 3/31/23

Scored 30 Points

South Carolina 31, Zia Cooke at Georgia, 1/2/23
Opponent 37, Alissa Pili, vs. Utah 12/10/23

Grabbed 20 Rebounds

South Carolina 22, Aliyah Boston vs. N. Carolina, 3/25/22
Opponent 24, Teaira McCowan, at Mississippi State, 1/17/19

Grabbed 15 Rebounds

South Carolina 16, Kamilla Cardoso vs. Georgia, 2/18/24
Opponent 18, Kiah Gillespie, Florida State, 3/24/19

Two Players with 20 or More Points

South Carolina Aliyah Boston 21/Zia Cooke 20 at Kentucky, 1/12/23
Opponent Rickea Jackson 22/Jewel Spear 21, vs. Tennessee, 3/9/24

Two Players with 10 or More Rebounds

South Carolina Kamilla Cardoso 13/Chloe Kitts 10 at Texas A&M, 1/21/24
Opponent Angel Reese 13/Aneesah Morrow 10, vs. LSU, 3/10/24

Three or More Players with 10 or More Rebounds

South Carolina Raven Johnson 15/Kamilla Cardoso 10/Ashlyn Watkins 10 at Tennessee, 2/15/24
Opponent W. Rolle 12/J. Breland 10/L. Broomfield 10, vs. North Carolina, 12/19/10

Had 10 Assists

South Carolina 17, Raven Johnson vs. Clemson, 11/16/23
Opponent 12, Channise Lewis, Maryland, 11/18/18

Had Five Steals

South Carolina 6, MiLaysia Fulwiley vs. Missouri, 2/8/24
Opponent 5, Ines Vieira, vs. Utah 12/10/23

Had Five Blocked Shots

South Carolina 5, Ashlyn Watkins vs. LSU, 3/10/24
Opponent 5, Rita Igbokwe, vs. Ole Miss, 3/4/23

Had 20 Points and 20 Rebounds

South Carolina Aliyah Boston (28 pts/22 rebs) vs. N. Carolina, 3/25/22
Opponent Teaira McCowan (26 pts/24 rebs) at Mississippi State, 1/17/19

Had a Double-Double

South Carolina Kamilla Cardoso (18 pts/14 rebs) vs. Tennessee, 3/3/24
Opponent Angel Reese (15 pts/13 rebs) / Aneesah Morrow (19 pts/10 rebs) vs. LSU, 3/10/24

Two Players had a Double-Double

South Carolina Kamilla Cardoso (18 pts/10 rebs) / Ashlyn Watkins (14 pts/10 rebs) at Tennessee, 2/15/24
Opponent Angel Reese (15 pts/13 rebs) / Aneesah Morrow (19 pts/10 rebs) vs. LSU, 3/10/24

Three or More Players had a Double-Double

South Carolina L. Amihere (11 pts/11 rebs) / A. Boston (11 pts/12 rebs) / L. Grissett (13 pts/10 rebs) / V. Saxton (19 pts/12 rebs) vs. Charleston, 11/25/20
Opponent Shakira Austin (10 pts/16 rebs) / Kaila Charles (17 pts/10 rebs) / Channise Lewis (10 pts/12 assts), Maryland, 11/18/18

Had a Triple-Double

South Carolina Aliyah Boston (16 pts/11 rebs/10 blks) vs. Georgia, 1/21/21
Opponent Never

TEAM

Scored 100 Points

South Carolina 104 vs. Morgan St., 12/6/23
Opponent 103, Clemson, 11/21/03

Won by 30 or More Points

South Carolina 98-61 (37) at Arkansas, 2/29/24
Opponent 66-34 (32), Georgia, 3/4/11

Overcame More Than 15-Point Deficit to Win

South Carolina 18 (16-34) 6:24 in 2nd qtr. vs. Stanford, 12/21/21*
Opponent 16 (21-37) 1:43 in 2nd qtr., at Tennessee, 2/18/21

Shot 65% or Better from the Field

South Carolina .672 (39-58) at Texas A&M, 1/21/24
Opponent Never

Shot 60% or Better from the Field

South Carolina .606 (40-66) at Arkansas, 2/29/24
Opponent .604 (29-48), Vanderbilt, 1/18/01

Shot 50% or Better from the Field

South Carolina .518 (29-56) vs. Texas A&M, 3/8/24
Opponent .500 (29-58) vs. Maryland, 3/27/23

No Players in Double-Figure Points

South Carolina at Auburn, 1/19/12
Opponent Mississippi Valley State, 11/24/23

Five Players in Double-Figure Points

South Carolina vs. Tennessee, 3/3/24
Opponent at Alabama, 1/5/20

More Than Five Players in Double-Figure Points

South Carolina 6 at Kentucky, 2/25/24
Opponent 6, Maryland, 11/18/18

Faced AP Top-25 Opponent

Win 83-65 vs. No. 11 UConn, 2/11/24
Loss 67-75 at No. 21 Tennessee, 2/18/21

Faced AP Top-10 Opponent

Win 79-72 vs. No. 8 LSU, 3/10/24
Loss 46-54 vs. No. 8 NC State, 12/3/20

Faced AP Top-5 Opponent

Win 88-64 vs. No. 3 LSU, 2/12/23
Loss 73-77 vs. No. 3, Iowa, 3/31/23

Faced AP No. 1 Team

Win Never
Loss 68-93 vs. Baylor, 3/30/19

Overtime Game

Win 64-57 at Ole Miss, 2/19/23
Loss 69-70 at Missouri, 12/30/21

Double-Overtime Game

Win 82-73 at Purdue, 12/16/18
Loss 92-94 at Clemson, 11/19/09

South Carolina Was Ranked (AP Poll)

No. 1 No. 1, 3/11/24
Top 5 No. 5, 3/8/21
Top 10 No. 6, 10/17/23
Top 25 No. 15, 3/19/19

* indicates program record

SOUTH CAROLINA SINGLE-QUARTER RECORDS

| TEAM | |
|--|----------------------------|
| Scoring | |
| Most | Points |
| 1. vs. Maryland, 11/12/23, 3rd qtr. | 37 |
| vs. Saint Peter's, 11/22/16, 1st qtr. | 37 |
| 3. vs. Presbyterian, 12/16/23 1st qtr. | 36 |
| at Kentucky, 1/12/23, 4th qtr. | 36 |
| vs. Alabama, 2/3/22, 1st qtr. | 36 |
| at Vanderbilt, 1/12/20, 3rd qtr. | 36 |
| vs. Alabama State, 3rd qtr. | 36 |
| Fewest | Points |
| 1. vs. App State, 12/5/18, 4th qtr. | 5 |
| 2. vs. Oregon State, 3/23/21, 4th qtr. | 6 |
| vs. Indiana, 11/28/19, 4th qtr. | 6 |
| vs. St. John's, 11/25/17, 2nd qtr. | 6 |
| vs. Stanford, 3/31/17, 2nd qtr. | 6 |
| vs. UCLA, 12/18/16, 1st qtr. | 6 |
| Fewest Allowed | Points |
| 1. vs. Texas, 3/30/21, 4th qtr. | 0 |
| at Vanderbilt, 1/14/21, 2nd qtr. | 0 |
| at Ole Miss, 1/30/20, 1st qtr. | 0 |
| 4. at Cal Poly, 11/22/22, 1st qtr. | 2 |
| vs. Howard, 3/18/22, 2nd qtr. | 2 |
| vs. Howard, 3/18/22, 1st qtr. | 2 |
| vs. UConn, 2/10/20, 1st qtr. | 2 |
| Most Allowed | Points |
| 1. vs. Baylor, 12/2/18, 1st qtr. | 32 |
| at Maryland, 11/13/17, 4th qtr. | 32 |
| vs. Kentucky, 2/26/17, 4th qtr. | 32 |
| 4. vs. Arkansas, 3/8/19, 3rd qtr. | 30 |
| vs. Connecticut, 3/26/18, 1st qtr. | 30 |
| vs. Syracuse, 3/25/16, 4th qtr. | 30 |
| Margin of Difference | |
| Lead | Score Margin |
| 1. vs. Alabama State, 11/5/19, 3rd qtr. | 36-9 +37 |
| 2. vs. App State, 11/17/19, 1st qtr. | 35-3 +32 |
| 3. vs. Charleston, 11/25/20, 3rd qtr. | 34-8 +26 |
| vs. USC Upstate, 11/21/19, 3rd qtr. | 33-7 +26 |
| vs. Arkansas, 1/3/16, 2nd qtr. | 35-9 +26 |
| 5. vs. Clemson, 11/16/23, 1st qtr. | 31-6 +25 |
| vs. Saint Peter's, 11/22/16, 1st qtr. | 37-12 +25 |
| Deficit | Score Margin |
| 1. vs. UConn, 2/1/18, 2nd qtr. | 8-29 -21 |
| 2. at Tennessee, 2/15/18, 3rd qtr. | 9-29 -20 |
| 3. vs. Baylor, 12/2/18, 1st qtr. | 13-32 -19 |
| at Mississippi State, 2/5/18, 4th qtr. | 9-28 -19 |
| 5. vs. Indiana, 11/28/19, 4th qtr. | 6-24 -18 |
| vs. Connecticut, 3/26/18, 1st qtr. | 12-30 -18 |
| Field Goals | |
| Made | FGM |
| 1. at Florida, 2/27/20, 1st qtr. | 15 |
| vs. Saint Peter's, 11/22/16, 1st qtr. | 15 |
| 3. vs. Coastal Carolina, 12/21/22, 1st qtr. | 14 |
| vs. Alabama, 2/3/22, 1st qtr. | 14 |
| vs. App State, 11/17/19, 1st qtr. | 14 |
| vs. Notre Dame, 11/26/17, 4th qtr. | 14 |
| vs. Arkansas, 1/3/16, 2nd qtr. | 14 |
| Attempts | FGA |
| 1. vs. Arkansas, 3/7/20, 4th qtr. | 28 |
| 2. vs. Howard, 3/18/22, 1st qtr. | 25 |
| vs. Arkansas, 1/9/20, 3rd qtr. | 25 |
| 4. 7 times, last at Tennessee, 2/15/24, 3rd qtr. | 24 |

| Highest Percentage | | FGM-A | Pct |
|---|--|-------------|--------|
| 1. vs. Kentucky, 3/5/16, 4th qtr. | | 11-13 | .846 |
| 2. at Georgia, 1/2/23, 4th qtr. | | 5-6 | .833 |
| 3. at Kentucky, 1/21/18, 3rd qtr. | | 9-11 | .818 |
| 4. vs. Kentucky, 1/15/24, 3rd qtr. | | 13-16 | .813 |
| vs. Belmont, 3/22/19, 3rd qtr. | | 13-16 | .813 |
| vs. Quinnipiac, 3/25/17, 3rd qtr. | | 13-16 | .813 |
| Lowest Percentage | | FGM-A | Pct |
| 1. vs. Ole Miss, 3/5/22, 4th qtr. | | 0-5 | .000 |
| 2. vs. Georgia, 1/12/17, 2nd qtr. | | 1-12 | .083 |
| 3. vs. NC State, 12/3/20, 2nd qtr. | | 2-19 | .105 |
| 4. at Mississippi State, 1/8/23, 3rd qtr. | | 2-18 | .111 |
| at Iowa State, 12/6/20, 4th qtr. | | 1-9 | .111 |
| Lowest Percentage Allowed | | FGM-A | Pct |
| 1. vs. Miami (FL), 3/20/22, 2nd qtr. | | 0-9 | .000 |
| vs. Howard, 3/18/22, 2nd qtr. | | 0-10 | .000 |
| vs. Clemson, 11/17/21, 2nd qtr. | | 0-16 | .000 |
| vs. Texas, 3/30/21, 4th qtr. | | 0-15 | .000 |
| at Vanderbilt, 1/14/21, 2nd qtr. | | 0-16 | .000 |
| at Ole Miss, 1/30/20, 1st qtr. | | 0-9 | .000 |
| vs. Purdue, 12/15/19, 4th qtr. | | 0-8 | .000 |
| Highest Percentage Allowed | | FGM-A | Pct |
| 1. vs. Drake, 11/24/18, 2nd qtr. | | 11-13 | .846 |
| 2. at LSU, 1/15/17, 2nd qtr. | | 9-12 | .750 |
| 3. vs. Tennessee, 1/14/18, 2nd qtr. | | 8-11 | .727 |
| vs. Quinnipiac, 3/25/17, 2nd qtr. | | 8-11 | .727 |
| 5. vs. Connecticut, 3/26/18, 2nd qtr. | | 10-14 | .714 |
| at Missouri, 1/7/18, 4th qtr. | | 5-7 | .714 |
| Rebounding | | | |
| Total | | Rebs | |
| 1. vs. Arkansas, 3/7/20, 4th qtr. | | 28 | |
| 2. vs. Charleston, 11/25/20, 3rd qtr. | | 22 | |
| 3. vs. Howard, 3/18/22, 1st qtr. | | 21 | |
| 4. vs. Tennessee, 3/3/24 | | 20 | |
| vs. Mississippi Valley State, 11/24/23, 2nd | | 20 | |
| vs. Coastal Carolina, 12/21/22, 1st qtr. | | 20 | |
| vs. Hampton, 11/27/22, 3rd qtr. | | 20 | |
| vs. Howard, 3/18/22, 3rd qtr. | | 20 | |
| vs. Howard, 3/18/22, 2nd qtr. | | 20 | |
| vs. Charleston, 11/25/20, 1st qtr. | | 20 | |
| at Ohio State, 11/14/16, 1st qtr. | | 20 | |
| Margin | | Rebs | Margin |
| 1. vs. Hampton, 11/27/22, 3rd qtr. | | 20-2 | +18 |
| vs. Charleston, 11/25/20, 3rd qtr. | | 22-4 | +18 |
| 3. vs. Arkansas, 1/22/23, 2nd qtr. | | 19-2 | +17 |
| 4. vs. Arkansas, 1/22/23, 3rd qtr. | | 18-2 | +16 |
| vs. Howard, 3/18/22, 2nd qtr. | | 20-4 | +16 |
| vs. Arkansas, 3/7/20, 4th qtr. | | 21-5 | +16 |

| INDIVIDUAL | |
|---|---------------|
| Scoring | |
| Most | Points |
| 1. Kaela Davis at Auburn, 1/5/17, 1st qtr. | 19 |
| 2. Aja Wilson vs. Notre Dame, 11/26/17, 4th qtr. | 18 |
| 3. Alexis Jennings at Florida, 2/17/19, 3rd qtr. | 17 |
| 4. Zia Cooke at Georgia, 1/2/23, 4th qtr. | 15 |
| Aliyah Boston vs. Florida, 12/31/20, 2nd qtr. | 15 |
| M. Herbert Harrigan vs. TX A&M, 3/1/20, 1st qtr. | 15 |
| Kaela Davis vs. Quinnipiac, 3/25/17, 3rd qtr. | 15 |
| Tina Roy vs. Arkansas, 1/3/16, 3rd qtr. | 15 |
| Rebounding | |
| Most | Rebs |
| 1. Kamilla Cardoso vs. Ole Miss, 3/4/23, 2nd qtr. | 9 |
| Aliyah Boston vs. N. Carolina, 3/25/22, 4th qtr. | 9 |
| LeLe Grissett at Vanderbilt, 1/14/21, 4th qtr. | 9 |
| Aliyah Boston vs. UConn, 2/10/20, 1st qtr. | 9 |
| Aliyah Boston vs. Arkansas, 1/9/20, 1st qtr. | 9 |
| Alaina Coates at Arkansas, 2/5/17, 1st qtr. | 9 |
| Alaina Coates at Georgia, 1/26/17, 2nd qtr. | 9 |



All-Time Sellouts

| | |
|--------|---------------------------|
| 18,478 | Georgia, 2/18/24 |
| 18,167 | UConn, 2/11/24 |
| 18,000 | Tennessee, 3/3/24 |
| 18,000 | Ole Miss, 2/5/24 |
| 18,000 | Vanderbilt, 1/28/24 |
| 18,000 | Georgia, 2/26/23 |
| 18,000 | LSU, 2/12/23 |
| 18,000 | Tennessee, 2/20/22 |
| 18,000 | Texas A&M, 3/1/20 |
| 18,000 | UConn, 2/10/20 |
| 18,000 | Mississippi State, 3/3/19 |
| 18,000 | UConn, 2/1/18 |
| 18,000 | Kentucky, 2/26/17 |
| 18,000 | UConn, 2/8/16 |

Year-by-Year Record

| Year | Record | Pct. | Att. Avg. |
|-------------------|---------------|-------------|---------------|
| 2002-03 | 14-2 | .875 | 3,244 |
| 2003-04 | 5-6 | .455 | 1,828 |
| 2004-05 | 8-9 | .471 | 1,764 |
| 2005-06 | 12-5 | .706 | 1,455 |
| 2006-07 | 15-5 | .750 | 1,845 |
| 2007-08 | 12-6 | .667 | 1,802 |
| 2008-09 | 6-9 | .400 | 2,793 |
| 2009-10 | 7-5 | .583 | 3,442 |
| 2010-11 | 14-5 | .737 | 2,996 |
| 2011-12 | 12-3 | .800 | 3,139 |
| 2012-13 | 12-3 | .800 | 4,082 |
| 2013-14 | 16-0 | 1.000 | 6,371 |
| 2014-15 | 16-0 | 1.000 | 12,293 |
| 2015-16 | 16-1 | .941 | 14,364 |
| 2016-17 | 15-1 | .938 | 12,277 |
| 2017-18 | 15-2 | .882 | 13,239 |
| 2018-19 | 11-4 | .733 | 11,542 |
| 2019-20 | 15-0 | 1.000 | 12,185 |
| 2020-21 | 10-1 | .909 | 3,500* |
| 2021-22 | 16-0 | 1.000 | 12,268 |
| 2022-23 | 17-0 | 1.000 | 12,942 |
| 2023-24 | 15-0 | 1.000 | 16,489 |
| Total | 279-67 | .806 | 7,249* |
| Staley Era | 213-34 | .862 | 9,459* |

* 2020-21 attendance not counted in average or streaks due to COVID-19 regulation restrictions

In women's basketball, Colonial Life Arena has become one of the most feared places to play as enormous crowds fill the building with passion for the Gamecocks.

The state of South Carolina has rallied around head coach Dawn Staley's program in unprecedented numbers as the Gamecocks have led the nation in average attendance in each of the last nine seasons. The Gamecocks were one of a few programs to finish the 2019-20 season averaging over 10,000 fans and boast 12 sellouts (18,000) in the last nine seasons of full capacity arenas.

Colonial Life Arena is more than just the home of South Carolina men's and women's basketball, though. It is also a thriving entertainment venue that the city of Columbia and its surrounding metropolitan area are able to enjoy throughout the year.

Colonial Life Arena is the largest arena in the state of South Carolina with 18,000 seats, and the 10th-largest on-campus basketball facility in the nation. Located on the beautiful University of South Carolina campus, this one-of-a-kind facility features 41 suites, four entertainment suites, and the Frank McGuire Club, a full-service hospitality room that has a capacity of 300. The state-of-the-art facility also features plush seating, a technologically advanced sound system and a one-of-a-kind selection of unique concession foods that will delight fans of all ages.

In Summer 2017, a 12-display center-hung video board and ribbon boards were added to the arena bowl at a cost of \$4.2 million. The center-hung board features four convex-curved main displays that measure approximately 12' x 20' and can show any combination of live video, instant replays, statistics and game information, graphics and animations, and sponsorship messages.

The Arena has hosted numerous sold out shows, including Barnum and Bailey Circus, Paul McCartney, country superstars Kenny Chesney and Taylor Swift, WWE Wrestling, Kanye West and numerous other acts.

The largest building ever constructed at the University of South Carolina at 342,000 square feet, the Arena has an intimate double-deck design that puts every seat close to the action. The cantilever of the upper deck over the lower deck extends further than any other arena of its size with great sight lines.

Two spacious locker rooms for Gamecock men's and women's basketball include team meeting rooms, recruiting rooms, coaches locker rooms and an athletic training room.

Colonial Life Arena Notables

- Nine-Time National Attendance Leader (2015-present)
- NCAA Tournament Host in 2015, 2016, 2017, 2018
- 126 consecutive regular-season games with at least 10,000 fans (Jan. 2, 2015)*
- 14 official sellouts (18,000) since 2015-16 season
- 6 undefeated seasons at home
- Longest home win streak – 55 games (12/17/20-present)

* 2020-21 attendance not counted in average or streaks due to COVID-19 regulation restrictions

"It is a beautiful thing to see unfold because a lot of people really didn't think it could get done. I tip my hat to Gamecock Nation for making this a wonderful place and creating a home court advantage that allows us to win close basketball games."

– South Carolina Head Coach Dawn Staley



DAWN STALEY Head Coach

16th Season at South Carolina • 24th Season in Career

Catapulting South Carolina into the national spotlight when she was hired in May 2008, Dawn Staley has made the Gamecocks a mainstay in the battle for SEC and national championships. Under her leadership, the Gamecocks have reached many firsts – National Championships, NCAA Final Fours, No. 1 rankings, SEC regular-season and tournament titles, SEC Players of the Year, National Players of the Year, WNBA No. 1 Draft picks, an undefeated regular season, and No. 1 recruiting classes – to name the most notable.

In Staley's 16 seasons at the helm of the Gamecocks, highlights include:

- Two National Championships (2017, 2022)
- Five NCAA Final Fours in the last eight tournaments (2015, 2017, 2021, 2022, 2023)
- Ranking in the AP Top 25 every week since Dec. 10, 2012, the second-longest active streak in the nation (226)
- Seven 30-win seasons, including a program-record 36 wins in 2022-23
- Eight SEC regular-season championships (2014, 2015, 2016, 2017, 2020, 2022, 2023, 2024)
- Eight SEC Tournament titles (2015, 2016, 2017, 2018, 2020, 2021, 2023, 2024)
- Three top-two recruiting classes (#1 in 2021, #1 in 2019, #2 in 2014)
- Nine NCAA Attendance titles (2015, 2016, 2017, 2018, 2019, 2020, 2021, 2022, 2023)

While her coaching career is in full bloom, Staley is still recognized for her body of work as a one of the most decorated participants in United States women's basketball history. The Naismith Memorial Basketball Hall of Fame solidified that legacy with her enshrinement as part of the Class of 2013. The Phoenix Club of Philadelphia established the Dawn Staley Award recognizing the nation's top guard in women's Division I basketball in 2013 as well. Staley was inducted into the Women's Basketball Hall of Fame as part of the Class of 2012.

In her 24th season as a head coach, Staley has led her college teams to 14 25-win seasons, a total of 21 postseason appearances (two WNIT) and 186 weeks in the Associated Press top 10, including the Gamecocks' 82 in the No. 1 spot – the fourth most times in the top spot in the history of that poll. Her .765 winning percentage (606-186) ranks 10th in the nation among all active head coaches with at least 10 years' experience and 11th all-time.

Also a force in USA Basketball, Staley was named the U.S. Women's National Team head coach for 2017-21, leading the U.S. to gold in the 2018 FIBA World Cup and the 2019 and 2021 FIBA AmeriCups and stretching the U.S. Olympic gold medal streak to seven straight at the 2020 Tokyo Olympic Games. Prior to that appointment, Staley led three other U.S. teams to gold medals and served as an assistant on the Senior National Team 2006-08 and again 2014-16, during which the U.S. claimed gold in the 2014 FIBA World Championship and the 2008 and 2016 Olympics.

Now in her 16th season leading the Gamecocks, Staley has been named National Coach of the Year five times with her 2020 unanimous selection making her the first former Naismith Player of the Year to earn the Naismith Coach of the Year award. She is also a seven-time SEC Coach of the Year. Staley is the only Gamecock basketball coach – men's or women's – to amass 300 victories at South Carolina and was the fastest coach to 200 wins in program history, needing just 277 games at South Carolina to reach the plateau. She is the program's all-time winningest coach with a program-record 13 postseason appearances and is the only black head coach in men's or women's basketball to win multiple national championships.

In the vaunted SEC, Staley's 199 league wins are the most among active league coaches and third all-time, trailing just Andy Landers (Georgia, 273) and Pat Summitt (Tennessee, 306). Her .783 SEC winning percentage (199-55) is second only to Summitt (874) in league history. Her Gamecocks are the only SEC program with multiple 16-0 seasons in league history, hitting that mark in 2015-16, 2019-20 and 2022-23. Her eight SEC titles trail just Summitt's 16.

In addition to coaching two National Players of the Year and a National Freshman of the Year, Staley has helped 11 Gamecocks collect 27 All-America selections, three to pick up seven SEC Player of the Year honors, four to earn SEC Defensive Player of the Year recognition a total of eight times, two to SEC 6th Player of the Year honors and six to capture SEC Freshman of the Year. She has coached 21 Gamecocks to All-SEC honors a combined 41 times, including 21 first-team selections. In the last nine years, 14 Gamecocks have been selected in the WNBA Draft, including 10 first-rounders, highlighted by two overall No. 1 picks. Three Gamecocks have been named WNBA Rookie of the Year.

STALEY YEAR-BY-YEAR AT SOUTH CAROLINA

| Year | School | Record | Conf. Rec. | Conf. Finish | Postseason |
|------------------|--------------------|----------------|---------------|----------------------|---|
| 2008-09 | South Carolina | 10-18 | 2-12 | 11th | |
| 2009-10 | South Carolina | 14-15 | 7-9 | T-7th | |
| 2010-11 | South Carolina | 18-15 | 8-8 | T-5th | WNIT 2nd Round |
| 2011-12 | South Carolina | 25-10 | 10-6 | T-4th | NCAA Sweet 16 |
| 2012-13 | South Carolina | 25-8 | 11-5 | T-4th | NCAA 2nd Round |
| 2013-14 | South Carolina | 29-5 | 14-2 | 1st | NCAA Sweet 16 |
| 2014-15 | South Carolina | 34-3 | 15-1 | T-1st | SEC Tourn. Champ./NCAA Final Four |
| 2015-16 | South Carolina | 33-2 | 16-0 | 1st | SEC Tourn. Champ./NCAA Sweet 16 |
| 2016-17 | South Carolina | 33-4 | 14-2 | 1st | SEC Tourn. Champ./NCAA Champ. |
| 2017-18 | South Carolina | 29-7 | 12-4 | T-2nd | SEC Tourn. Champ./NCAA Elite Eight |
| 2018-19 | South Carolina | 23-10 | 13-3 | 2nd | NCAA Sweet 16 |
| 2019-20 | South Carolina | 32-1 | 16-0 | 1st | SEC Tourn. Champ./NCAA canceled |
| 2020-21 | South Carolina | 26-5 | 14-2 | 2nd | SEC Tourn. Champ./NCAA Final Four |
| 2021-22 | South Carolina | 35-2 | 15-1 | 1st | NCAA Champion |
| 2022-23 | South Carolina | 36-1 | 16-0 | 1st | SEC Tourn. Champ./NCAA Final Four |
| 2023-24 | South Carolina | 32-0 | 15-0 | 1st | SEC Tourn. Champ./ |
| At SC | 16th season | 434-106 | 199-55 | 8 SEC Titles | 8 SEC Trn. Titles, 2 NCAA Titles, 10 Sweet 16s |
| At Temple | 8 seasons | 172-80 | 100-25 | 3 A-10 Titles | 4 A-10 Tourn. Titles, 6 NCAA appearances |
| Career | 24th season | 606-186 | 298-89 | | |

QUICK FACTS

Coaching Highlights

College

- 17 NCAA Tournament Appearances (12 at South Carolina)
- 2x NCAA National Champion (2017, 2022)
- 7 30-Win Seasons
- 9 Regular-Season Conference Titles (SEC 2014, 2015, 2016, 2017, 2020, 2022, 2023, 2024; A-10 2008)
- 12 Conference Tournament Titles (SEC 2015, 2016, 2017, 2018, 2020, 2021, 2023, 2024; A-10 2002, 2004, 2005, 2006)
- 5-time National Coach of the Year (2014, 2020, 2022, 2023, 2024)
- 4-time WBCA Region Coach of the Year (Region 3 2014, 2015, 2016; Region 1 2005)
- 9-time Conf. Coach of the Year (SEC 2014, 2015, 2016, 2020, 2022, 2023, 2024; A-10 2004, 2005)

USA Basketball

- Senior National Team Head Coach (2017-21) – Tokyo Olympics gold (2020); FIBA AmeriCup gold (2021); co-National Coach of the Year (2021); FIBA AmeriCup gold (2019), FIBA World Cup gold (2018), National Coach of the Year (2018)
- Senior National Team Asst. Coach (2006-08, 2014-16) – Rio Olympics gold medal (2016), FIBA World Championship gold medal (2014), Beijing Olympics gold medal (2008), FIBA Americas Championship gold medal (2007), FIBA World Championship bronze medal (2006)
- U19 National Team Head Coach – FIBA U19 World Championship gold medal (2015), co-National Coach of the Year (2015)
- U18 National Team Head Coach – FIBA U18 Americas Championship gold medal (2014)
- Pan Am Games Head Coach – Gold medal (2007)

Playing Highlights

U.S. Professional – 11 seasons

- Five-time WNBA All-Star (2001, 2002, 2003, 2005, 2006)
- Two-time ABL All-Star (1997, 1998)
- WNBA All-Decade Team

USA Basketball

- Olympic gold medalist (1996, 2000, 2004)
- Flag bearer for U.S. in Olympic Games Opening Ceremony (2004)
- Two-time USA Basketball Female Athlete of the Year (1994, 2004)

College – Virginia (1989-92)

- Kodak All-America (1990, 1991, 1992)
- Honda-Broderick Cup Award for Collegiate Female Athlete of the Year (1991)
- Two-time ACC Player of the Year (1991, 1992)
- NCAA Tournament MOP (1991)

Other Notables

- Naismith Memorial Basketball Hall of Fame, Class of 2013
- Order of the Palmetto Recipient (2013)
- Women's Basketball Hall of Fame, Class of 2012
- Two-time Wanamaker Award (1997, 2005)
- Henry P. Iba Citizenship Award (2007)

STALEY ERA SINGLE-GAME RECORDS

Scoring

| Most | Points |
|---------------------------------|--------|
| 1. vs. Charleston, 11/25/20 | 119 |
| 2. vs. Maryland, 11/12/23 | 114 |
| 3. vs. Savannah State, 12/14/14 | 111 |
| 4. vs. Clemson, 11/16/23 | 109 |
| 5. at Vanderbilt, 1/14/21 | 106 |

| Fewest | Points |
|-----------------------------------|--------|
| 1. at Stanford, 11/26/10 | 32* |
| 2. vs. Georgia, 3/4/11 | 34 |
| 3. vs. Mississippi State, 3/5/09= | 39 |
| 4. at Georgia, 1/13/13 | 40 |
| 5. at Mississippi State, 2/26/09 | 41 |

| Fewest Allowed | Points |
|---|--------|
| 1. vs. Mississippi Valley State, 11/24/23 | 19* |
| 2. vs. Howard, 3/18/22 | 21 |
| vs. South Carolina State, 12/14/11 | 21 |
| 4. vs. Charleston Southern, 12/18/22 | 23 |
| 5. vs. Presbyterian, 11/27/11 | 24 |

| Most Allowed | Points |
|----------------------------|--------|
| 1. at Connecticut, 2/11/19 | 97 |
| 2. vs. Arkansas, 3/8/19 | 95 |
| 3. vs. Baylor, 12/2/18 | 94 |
| vs. Connecticut, 3/26/18 | 94 |
| at Clemson, 11/19/09 | 94 |

Margin of Outcome

| Victory | Score | Margin |
|-------------------------------------|--------|--------|
| 1. vs. Miss. Valley State, 11/24/23 | 101-19 | +82 |
| 2. vs. Charleston, 11/25/20 | 119-38 | +81 |
| 3. vs. Presbyterian, 12/16/23 | 99-29 | +70 |
| vs. East Tennessee State, 11/7/22 | 101-31 | +70 |
| vs. Charleston Southern, 11/8/13 | 99-29 | +70 |

| Defeat | Score | Margin |
|-----------------------------|-------|--------|
| 1. at Stanford, 11/26/10 | 32-70 | -38 |
| 2. vs. Georgia, 3/4/11 | 34-66 | -32 |
| 3. vs. Stanford, 12/19/08 | 47-78 | -31 |
| 4. at Penn State, 11/21/10 | 48-78 | -30 |
| 5. vs. Connecticut, 3/26/18 | 65-94 | -29 |
| vs. Connecticut, 12/28/08 | 48-77 | -29 |

Field Goals

| Made | FGM |
|--------------------------------|-----|
| 1. vs. Clemson, 11/16/23 | 44 |
| 2. vs. Maryland, 11/12/23 | 43 |
| vs. Notre Dame, 11/6/23 | 43 |
| vs. Coastal Carolina, 12/21/22 | 43 |
| 5. at Vanderbilt, 1/14/21 | 42 |
| vs. Charleston, 11/25/20 | 42 |

| Attempts | FGA |
|--------------------------|-----|
| 1. vs. Clemson, 11/16/23 | 83 |
| vs. Maryland, 11/12/23 | 83 |
| 3. vs. Arkansas, 3/7/20 | 82 |
| 4. vs. Tennessee, 3/3/24 | 81 |
| 5. at Arkansas, 2/3/19 | 80 |

| Highest Percentage (Min. 40 FGA) | FGM-A | Pct |
|----------------------------------|-------|------|
| 1. vs. Morgan State, 12/6/23 | 41-60 | .683 |
| 2. at Texas A&M, 1/21/24 | 39-58 | .672 |
| 3. at Vanderbilt, 1/18/18 | 36-54 | .667 |
| 4. vs. Auburn, 1/5/23 | 36-57 | .647 |
| 5. at Kentucky, 2/25/24 | 39-59 | .644 |

| Lowest Percentage (Min. 40 FGA) | FGM-A | Pct |
|---------------------------------|-------|------|
| 1. at Stanford, 11/26/10 | 12-55 | .218 |
| 2. vs. Georgia, 3/4/11 | 12-52 | .231 |
| 3. at Florida, 1/20/13 | 15-64 | .234 |
| 4. at Kentucky, 2/5/09 | 13-55 | .236 |
| 5. at Georgia, 1/2/11 | 13-54 | .241 |

| Lowest %age Allowed (Min. 40 FGA) | FGM-A | Pct |
|---------------------------------------|-------|-------|
| 1. vs. Miss. Valley State, 11/24/23 | 8-67 | .119* |
| 2. vs. South Carolina State, 12/14/11 | 6-48 | .125 |
| 2. vs. Howard, 3/18/22 | 8-54 | .148 |
| 3. vs. Presbyterian, 12/16/23 | 10-64 | .156 |
| 4. vs. Charleston Southern, 12/18/22 | 8-50 | .160 |
| vs. NC Central, 12/2/13 | 8-50 | .160 |

| Highest %age Allowed (Min. 40 FGA) | FGM-A | Pct |
|------------------------------------|-------|------|
| 1. vs. Connecticut, 3/26/18 | 37-63 | .587 |
| 2. vs. Connecticut, 2/11/19 | 37-65 | .569 |
| 3. vs. Connecticut, 12/28/08 | 35-62 | .565 |
| vs. Florida, 1/9/11 | 26-46 | .565 |
| 5. vs. Tennessee, 1/14/18 | 31-55 | .564 |

3-Point Field Goals

| Made | 3FGM |
|-----------------------------------|------|
| 1. vs. Minnesota, 12/11/16 | 16 |
| 2. vs. Temple, 12/21/18 | 15 |
| 3. vs. Appalachian State, 12/5/18 | 14 |
| at Auburn, 1/5/17 | 14 |
| 5. at Iowa State, 12/6/20 | 13 |

| Attempts | 3FGA |
|--|------|
| 1. vs. Howard, 3/18/22 | 38 |
| 2. vs. Minnesota, 12/11/16 | 33 |
| 3. vs. Syracuse, 3/25/16 | 32 |
| 4. vs. Temple, 12/21/18 | 31 |
| 5. vs. Drake, 11/24/18 (includes overtime) | 30 |

| Percentage (Min. 5 3FGA) | 3FGM-A | Pct |
|--------------------------------|--------|------|
| 1. vs. ETSU, 11/22/18 | 11-16 | .688 |
| 2. at Kentucky, 2/25/24 | 8-12 | .667 |
| at Alabama, 1/10/10 | 8-12 | .667 |
| vs. Charlotte, 12/21/08 | 8-12 | .667 |
| vs. Kentucky, 2/18/18 | 6-9 | .667 |
| vs. Western Carolina, 12/29/12 | 6-9 | .667 |
| vs. Oregon State, 3/25/14 | 4-6 | .667 |
| vs. Ole Miss, 1/30/14 | 4-6 | .667 |
| vs. Savannah State, 12/28/13 | 4-6 | .667 |

Free Throws

| Made | FTM |
|---------------------------------|-----|
| 1. vs. Savannah State, 12/14/14 | 34 |
| vs. Oregon State, 3/25/14 | 34 |
| 3. vs. Missouri, 1/10/16 | 32 |
| vs. Ole Miss, 1/30/14 | 32 |
| at Mississippi State, 1/6/12 | 32 |

| Attempts | FTA |
|---------------------------------|-----|
| 1. at Mississippi State, 1/6/13 | 50 |
| 2. vs. Savannah State, 12/28/13 | 48 |
| 3. vs. Charleston, 11/25/20 | 47 |
| vs. Savannah State, 12/14/14 | 47 |
| 5. vs. Missouri, 2/2/14 | 46 |

| Percentage (Min. 10 FTA) | FTM-A | Pct |
|----------------------------|-------|------|
| 1. vs. Alabama, 1/31/21 | 19-20 | .950 |
| 2. vs. Quinnipiac, 3/25/17 | 18-19 | .947 |
| 3. at Texas A&M, 2/23/17 | 15-16 | .923 |
| 4. vs. Kentucky, 2/18/18 | 23-25 | .920 |
| 5. vs. N.C. A&T, 11/29/21 | 11-12 | .917 |
| vs. Temple, 12/21/18 | 11-12 | .917 |

Rebounding

| Total | Rebs |
|---|------|
| 1. vs. Arkansas, 1/22/23 | 74 |
| 2. vs. Clemson, 11/16/23 | 73 |
| vs. Charleston, 11/25/20 | 73 |
| 4. vs. Howard, 3/18/22 | 69 |
| 5. vs. Mississippi Valley State, 11/24/23 | 66 |

| Margin | Rebs | Margin |
|-----------------------------|-------|--------|
| 1. vs. Arkansas, 1/22/23 | 74-17 | +57 |
| 2. vs. Hampton, 11/27/22 | 62-15 | +47 |
| 3. vs. Clemson, 11/16/23 | 73-27 | +46 |
| 4. vs. Charleston, 11/25/20 | 73-28 | +45 |
| 5. vs. Howard, 3/18/22 | 69-28 | +41 |

| Offensive | Off. Rebs |
|---------------------------|-----------|
| 1. vs. Arkansas, 1/22/23 | 32 |
| 2. vs. Tennessee, 2/20/22 | 31 |
| 3. vs. Howard, 3/18/22 | 30 |
| 4. vs. Elon, 11/9/12 | 29 |
| 5. vs. Arkansas, 3/7/20 | 28 |

Turnovers

| Fewest | TOs |
|---|-----|
| 1. at Tennessee, 2/2/12 | 4 |
| 2. 10 times, most recent, at Ole Miss, 1/4/18 | 5 |

| Most | TOs |
|----------------------------|-----|
| 1. at Wake Forest, 12/3/08 | 32 |
| 2. at Ole Miss, 2/25/16 | 29 |
| vs. Hampton, 11/22/12 | 29 |
| vs. Kentucky, 1/15/12 | 29 |
| 5. at Kentucky, 1/13/11 | 28 |

Assists

| | |
|----------------------------|----|
| 1. at Kentucky, 2/25/24 | 30 |
| vs. Clemson, 11/16/23 | 30 |
| vs. Maryland, 11/12/23 | 30 |
| 4. vs. Notre Dame, 11/6/23 | 29 |
| vs. Minnesota, 12/11/16 | 29 |

Steals

| | |
|----------------------------------|----|
| 1. at Alabama State, 11/11/18 | 22 |
| 2. vs. Alabama State, 11/10/17 | 21 |
| vs. NC Central, 12/1/14 | 21 |
| vs. Furman, 12/11/11 | 21 |
| 5. vs. San Diego State, 11/23/14 | 18 |

Blocked Shots

| | |
|-------------------------------------|-----|
| 1. vs. Presbyterian, 12/16/23 | 17* |
| vs. Appalachian State, 11/17/19 | 17* |
| 3. vs. South Dakota State, 11/20/23 | 16 |
| vs. Coastal Carolina, 12/21/22 | 16 |
| vs. Kansas State, 12/3/21 | 16 |
| vs. Clemson, 11/15/18 | 16 |
| vs. Winthrop, 12/13/15 | 16 |

* indicates also a school record

10 KAMILLA CARDOSO

6-7 • Sr. • Center • Montes Claros, Brazil
Major: Interdisciplinary Studies



Full Bio



INSTAGRAM: @Kamilla_Cardoso • X: @KamillaSCSilva

Awards

At South Carolina

All-America First Team (2024 - USBWA)
All-America Second Team (2024 - AP, The Athletic, The Sporting News)
2023 All-America Honorable Mention (WBCA)
Naismith Defensive Player of the Year Finalist (2024)
Lisa Leslie Award Finalist (2024)
All-SEC (2024 1st-Team; 2023 2nd-Team)
SEC Defensive Player of the Year (2024)
SEC 6th Woman of the Year (2023)
SEC All-Tournament Team
4x USBWA Player of the Week (11/6-12, 11/27-12/3; 1/23-28; 2/12-18)
3x SEC Player of the Week (11/6-13; 1/23-28; 2/13-19)
SEC Academic Honor Roll (2022)

At Syracuse

ACC co-Defensive Player of the Year (2021)
ACC Freshman of the Year (2021)
All-ACC First Team (2021)

High School

McDonald's All-America (2020)
WBCA All-America (2020)

International (Brazil)

2024 FIBA Olympic Qualifying Tournament, All-Star 5
2023 FIBA AmeriCup, gold medal, MVP
2022 FIBA South America Championships, gold medal
2022, 2023 FIBA Olympic Qual. Tourn., All-Star 5
2021 FIBA AmeriCup, bronze medal

Miscellaneous

| | Season | Career | Record |
|-----------------|--------|--------|--------|
| Double-Doubles | 13 | 29* | 26-3 |
| 20+ Points | 3 | 6* | 6-0 |
| 10+ Points | 25 | 69* | 59-10 |
| 10+ Rebounds | 14 | 35* | 31-4 |
| 5+ Blocks | 4 | 13* | 12-1 |
| 5+ Assists | 4 | 5 | 5-0 |
| Tm-High Points | 12 | 27* | 23-4 |
| Tm-High Rebs. | 16 | 43* | 37-6 |
| Tm-High Assists | 4 | 5 | 5-0 |

In the Gamecock Record Book

Career

6th – Blocked shots in a career (190)
10th – Offensive rebounds in a career (294)

Season

2nd – Offensive rebounds in a season (134 in 2022-23)

Game

4th – Off. rebs. in a game (9 vs. Tennessee, 3/3/24)

Career Notables

- Has been part of three SEC regular-season championships (2022, 2023, 2024), two SEC Tournament titles (2023, 2024), a National Championship (2022) and two NCAA Final Fours (2022, 2023)
- Reached 1,000 career points Dec. 29, 2023, at Bowling Green
- Joined the Gamecocks after spending her 2020-21 freshman year at Syracuse, where she became the first to earn ACC Freshman of the Year honors, adding league co-Defensive Player of the Year and All-ACC First Team honors
- Came out of high school as the No. 1 center and No. 5 overall recruit in the Class of 2020

Season Highlights

- On every National Player of the Year watch list, finalist for Naismith Defensive Player of the Year and Lisa Leslie Award watch lists ... 4x USBWA National Player of the Week (Nov. 11, Dec. 3, Jan. 30, Feb. 20) ... 3x SEC Player of the Week
- Ranks among NCAA's top 20 in blocks per game (2.6, 11th – 1st in SEC), field goal percentage (19th – 1st in SEC)
- Is 8th in the nation, 2nd in the SEC in player def. rating (71.8) ... 23rd in nation with SEC-best player off. rating (126.3)
- Missed two games – against Missouri and UConn (Feb. 8-11) – while with the Brazilian National Team at Olympic Qualifying Tournament in Belém, Brazil, earning All-Star 5 honors behind 15.3 ppg and tournament-high 11.0 rpg
- Named to SEC All-Tournament team after averaging 12.7 points, 4.7 rebounds and 2.3 blocks at the event
- Delivered game-winning 3-pointer with one second left in SEC Tournament semifinal against Tennessee (Mar. 9) to finish with team-high 13 points to go with three blocks
- Posted her 13th double-double of the season against Tennessee (Mar. 3), including a team-high four points and four rebounds (three offensive) in the fourth quarter to help seal the victory
- Posted a double-double against Georgia (Feb. 18) with 12 of her 16 points and 11 of her career-high tying 16 rebounds coming in the decisive second half
- Returned in full force at Tennessee (Feb. 15), putting up seven points in the final quarter to finish with a team-high 18 points in addition to 10 boards for her 11th double-double of the season
- Had a standout game against Vanderbilt (Jan. 28), finishing with a new SEC career-high 23 points, dropping 13 in the third quarter in just nine minutes on the court
- Extended her double-double streak to three against Mississippi State (Dec. 7), putting up seven points in the opening quarter en route to 13 points and 14 boards, in addition to matching her career high of six assists
- Scored the last of her 17 points against #11/7 Utah (Dec. 10) on a pair of free throws in a five-point game with 31 seconds to play
- Broke a tie game at Duke (Dec. 3) with the first of her eight fourth-quarter points and added the others on a personal 7-0

Career Highs

Pts 25 vs. Lincoln (PA), 12/2/20*
FG 12 vs. Lincoln (PA), 12/2/20*
FGA 15, 2x, last at Tennessee, 2/15/24*
FT 8 at Pitt, 2/7/21*
FTA 11, 2x, last vs. Georgia, 2/18/24*
Reb 16, 4x, last vs. Georgia, 2/18/24*
Off Reb 10 vs. Florida State, 3/5/21*
Blk 9 vs. Notre Dame, 1/31/21*
Stl 3, vs. Georgia, 2/18/24*
Asst 6, 2x, last vs. Mississippi State, 1/7/24
Min 35 at Ole Miss, 2/19/23

SEC Career Highs

Pts 23, vs. Vanderbilt, 1/28/24
FG 9, vs. Vanderbilt, 1/28/24
FGA 15 at Tennessee, 2/15/24
FT 6, 4x, last vs. Tennessee, 3/3/24
FTA 11 vs. Georgia, 2/18/24
Reb 16, 2x, last vs. Georgia, 2/18/24
Off Reb 9, vs. Tennessee, 3/3/24
Blk 5, 3x, last vs. Kentucky, 1/15/24
Stl 3, vs. Georgia, 2/18/24
Asst 6 vs. Mississippi State, 1/7/24
Min 35 at Ole Miss, 2/19/23

NCAA Tournament Career Highs

Pts 14 vs. Iowa, 3/31/23
FG 7 vs. Iowa, 3/31/23
FGA 9, 4x, last vs. Iowa, 3/31/23*
FT 5 vs. Creighton, 3/27/22
FTA 6, 2x, last vs. Creighton, 3/27/22*
Reb 14 vs. Iowa, 3/31/23
Off Reb 9 vs. Iowa, 3/31/23
Blk 6 vs. South Dakota St., 3/21/21*
Stl 1 vs. South Dakota St., 3/21/21*
Asst 1, 2x, last vs. Iowa, 3/31/23
Min 32 vs. Iowa, 3/31/23

* indicates occurred at least once at previous school

CAREER STATS

| SEASON | TEAM | GP-GS | MIN/AVG | FG-FGA | FG% | 3FG-3FGA | 3FG% | FT-FTA | FT% | OFF | DEF | TOT | AVG | PF-FO | A | TO | BLK | STL | PTS | AVG |
|----------------------|------|---------------|------------------|----------------|-------------|------------|--------------|----------------|-------------|------------|------------|------------|------------|--------------|------------|------------|------------|-----------|-------------|-------------|
| 2020-21 | SU | 24-23 | 565/23.5 | 132-229 | .576 | 0-1 | .000 | 62-103 | .602 | 82 | 111 | 193 | 8.0 | 65-0 | 16 | 42 | 65 | 15 | 326 | 13.6 |
| 2021-22 | USC | 32-0 | 424/13.3 | 68-123 | .553 | 0-0 | .000 | 38-53 | .717 | 61 | 103 | 164 | 5.1 | 49-0 | 31 | 39 | 46 | 11 | 174 | 5.4 |
| 2022-23 | USC | 36-0 | 678/18.8 | 138-247 | .559 | 0-0 | .000 | 77-111 | .694 | 134 | 173 | 307 | 8.5 | 69-1 | 33 | 39 | 70 | 14 | 353 | 9.8 |
| 2023-24 | USC | 28-27 | 699/25.0 | 156-267 | .584 | 1-1 | 1.000 | 78-116 | .672 | 99 | 167 | 266 | 9.5 | 56-2 | 60 | 48 | 74 | 16 | 391 | 14.0 |
| TOTAL FOR USC | | 96-27 | 1801/18.8 | 362-637 | .568 | 1-1 | 1.000 | 193-280 | .689 | 294 | 443 | 737 | 7.7 | 174-3 | 124 | 126 | 190 | 41 | 918 | 9.6 |
| TOTAL | | 120-50 | 2366/19.7 | 494-866 | .570 | 1-2 | .500 | 255-383 | .666 | 376 | 554 | 930 | 7.8 | 239-3 | 140 | 168 | 255 | 56 | 1244 | 10.4 |

- run that build a 13-point lead with 3:11 to play
- Grabbed seven of her 16 rebounds at #24/24 North Carolina (Nov. 30) and added two of her four blocks in the pivotal third quarter that saw UNC score just 12 points ... snagged three defensive boards in 90-second span to help fuel a 6-0 Gamecock run midway through the period
 - Scored nine of her Gamecock career high 23 points against South Dakota State (Nov. 20) in the second quarter to create separation after establishing just a four-point advantage in the first quarter
 - Burst into the season and a starting role with a 20-point, 15-rebound outing in the Gamecocks' historic season debut in Paris with eight of her rebounds coming in the pivotal second quarter against #10/10 Notre Dame (Nov. 6) and 13 of her points coming in just 6:25 of the third quarter to shut the door on the Fighting Irish

2023-24 GAME-BY-GAME

| Opponent | Date | GS | MIN | FG-FGA | PCT | 3FG-3FGA | PCT | FT-FTA | PCT | OFF | DEF | TOT | AVG | PF | A | TO | BLK | STL | PTS | AVG | |
|-------------------|------------|----|-----------|---------------|----------------|-------------|------------|--------------|---------------|-------------|-----------|------------|------------|------------|-----------|-----------|-----------|-----------|-----------|------------|-------------|
| vs Notre Dame | 11/06/2023 | * | 24:22 | 9-14 | .643 | 0-0 | .000 | 2-3 | .667 | 6 | 9 | 15 | 15.0 | 2 | 1 | 2 | 4 | 0 | 20 | 20.0 | |
| Maryland | 11/12/2023 | * | 24:52 | 5-7 | .714 | 0-0 | .000 | 2-2 | 1.000 | 1 | 6 | 7 | 11.0 | 4 | 2 | 1 | 2 | 0 | 12 | 16.0 | |
| Clemson | 11/16/2023 | * | 22:57 | 6-9 | .667 | 0-0 | .000 | 3-7 | .429 | 4 | 9 | 13 | 11.7 | 1 | 4 | 2 | 3 | 0 | 15 | 15.7 | |
| South Dakota St. | 11/20/2023 | * | 32:10 | 8-12 | .667 | 0-0 | .000 | 7-8 | .875 | 5 | 5 | 10 | 11.3 | 1 | 0 | 0 | 6 | 1 | 23 | 17.5 | |
| Mississippi Val. | 11/24/2023 | * | 20:34 | 7-13 | .538 | 0-0 | .000 | 0-3 | .000 | 5 | 5 | 10 | 11.0 | 1 | 3 | 0 | 5 | 0 | 14 | 16.8 | |
| at North Carolina | 11/30/2023 | * | 32:52 | 2-5 | .400 | 0-0 | .000 | 2-4 | .500 | 3 | 13 | 16 | 11.8 | 5 | 2 | 2 | 4 | 2 | 6 | 15.0 | |
| at Duke | 12/03/2023 | * | 34:55 | 5-10 | .500 | 0-0 | .000 | 5-7 | .714 | 3 | 11 | 14 | 12.1 | 0 | 2 | 3 | 0 | 2 | 15 | 15.0 | |
| Morgan St. | 12/06/2023 | | 20:20 | 4-5 | .800 | 0-0 | .000 | 2-2 | 1.000 | 1 | 6 | 7 | 11.5 | 0 | 0 | 2 | 2 | 0 | 10 | 14.4 | |
| vs Utah | 12/10/2023 | * | 25:25 | 6-9 | .667 | 0-0 | .000 | 5-5 | 1.000 | 0 | 6 | 6 | 10.9 | 4 | 1 | 4 | 2 | 0 | 17 | 14.7 | |
| Presbyterian | 12/16/2023 | * | 22:30 | 5-8 | .625 | 0-0 | .000 | 2-3 | .667 | 5 | 4 | 9 | 10.7 | 1 | 3 | 1 | 7 | 0 | 12 | 14.4 | |
| at Bowling Green | 12/19/2023 | * | 18:51 | 5-7 | .714 | 0-0 | .000 | 1-1 | 1.000 | 0 | 4 | 4 | 10.1 | 1 | 5 | 3 | 2 | 1 | 11 | 14.1 | |
| at East Carolina | 12/30/2023 | * | 20:48 | 4-8 | .500 | 0-0 | .000 | 4-4 | 1.000 | 3 | 7 | 10 | 10.1 | 2 | 5 | 0 | 2 | 0 | 12 | 13.9 | |
| at Florida | 01/04/2024 | * | 28:17 | 5-8 | .625 | 0-0 | .000 | 0-0 | .000 | 3 | 12 | 15 | 10.5 | 0 | 1 | 3 | 1 | 1 | 10 | 13.6 | |
| Mississippi St. | 01/07/2024 | * | 28:58 | 5-11 | .455 | 0-0 | .000 | 3-6 | .500 | 7 | 7 | 14 | 10.7 | 2 | 6 | 2 | 1 | 0 | 13 | 13.6 | |
| at Missouri | 01/11/2024 | * | 21:30 | 2-5 | .400 | 0-0 | .000 | 3-3 | 1.000 | 2 | 6 | 8 | 10.5 | 3 | 1 | 2 | 1 | 0 | 7 | 13.1 | |
| Kentucky | 01/15/2024 | * | 21:35 | 6-9 | .667 | 0-0 | .000 | 0-1 | .000 | 4 | 7 | 11 | 10.6 | 2 | 3 | 2 | 5 | 0 | 12 | 13.1 | |
| at Texas A&M | 01/21/2024 | * | 25:15 | 7-9 | .778 | 0-0 | .000 | 3-4 | .750 | 3 | 10 | 13 | 10.7 | 1 | 1 | 1 | 2 | 0 | 17 | 13.3 | |
| at LSU | 01/25/2024 | * | 32:10 | 5-11 | .455 | 0-0 | .000 | 1-1 | 1.000 | 2 | 6 | 8 | 10.6 | 1 | 2 | 2 | 2 | 2 | 11 | 13.2 | |
| Vanderbilt | 01/28/2024 | * | 23:46 | 9-14 | .643 | 0-0 | .000 | 5-7 | .714 | 4 | 2 | 6 | 10.3 | 1 | 0 | 3 | 2 | 0 | 23 | 13.7 | |
| at Auburn | 02/01/2024 | * | 26:12 | 5-11 | .455 | 0-0 | .000 | 3-6 | .500 | 4 | 2 | 6 | 10.1 | 2 | 0 | 2 | 3 | 0 | 13 | 13.7 | |
| Ole Miss | 02/04/2024 | * | 20:16 | 6-10 | .600 | 0-0 | .000 | 5-8 | .625 | 0 | 4 | 4 | 9.8 | 3 | 3 | 1 | 4 | 2 | 17 | 13.8 | |
| at Tennessee | 02/15/2024 | * | 28:45 | 8-15 | .533 | 0-0 | .000 | 2-4 | .500 | 6 | 4 | 10 | 9.8 | 2 | 3 | 2 | 3 | 1 | 18 | 14.0 | |
| Georgia | 02/18/2024 | * | 25:51 | 5-10 | .500 | 0-0 | .000 | 6-11 | .545 | 8 | 8 | 16 | 10.1 | 2 | 5 | 1 | 3 | 3 | 16 | 14.1 | |
| at Arkansas | 02/29/2024 | * | 15:51 | 5-8 | .625 | 0-0 | .000 | 1-2 | .500 | 1 | 2 | 3 | 9.8 | 0 | 1 | 0 | 1 | 0 | 11 | 14.0 | |
| Tennessee | 03/03/2024 | * | 24:03 | 6-13 | .462 | 0-0 | .000 | 6-7 | .857 | 9 | 5 | 14 | 10.0 | 5 | 2 | 1 | 0 | 1 | 18 | 14.1 | |
| vs Texas A&M | 03/08/2024 | * | 24:25 | 6-7 | .857 | 0-0 | .000 | 5-6 | .833 | 5 | 1 | 6 | 9.8 | 3 | 3 | 1 | 1 | 0 | 17 | 14.2 | |
| vs Tennessee | 03/09/2024 | * | 29:24 | 6-10 | .600 | 1-1 | 1.000 | 0-1 | .000 | 2 | 3 | 5 | 9.6 | 3 | 1 | 2 | 3 | 0 | 13 | 14.2 | |
| vs LSU | 03/10/2024 | * | 22:27 | 4-9 | .444 | 0-0 | .000 | 0-0 | .000 | 3 | 3 | 6 | 9.5 | 4 | 0 | 3 | 3 | 0 | 8 | 14.0 | |
| Totals | | | 27 | 699:22 | 156-267 | .584 | 1-1 | 1.000 | 78-116 | .672 | 99 | 167 | 266 | 9.5 | 56 | 60 | 48 | 74 | 16 | 391 | 14.0 |

20 SANIA FEAGIN

6-3 • Jr. • Forward • Ellenwood, Ga.
Major: Services Management



Full Bio



INSTAGRAM: @Supreme.Nia • X: @SupremeNia

Career Notables

- Has been part of three SEC regular-season championships (2022, 2023, 2024), two SEC Tournament titles (2023, 2024), a National Championship (2022) and two NCAA Final Fours (2022, 2023)
- Ranked No. 1 forward and No. 4 overall player in the Class of 2021
- Consensus first-team High School All-American after a senior year (2020-21) ... helped Forest Park to 6A state championship in 2020 and a 5A runner-up finish in 2021

Season Highlights

- Added a bucket to an 8-0 run to open the third quarter of the SEC Tournament championship game against #8/5 LSU (Mar. 10) and added two free throws in final 35 seconds ... defensively posted two blocks and a team-high two steals
- Earned first career start at Arkansas (Feb. 29) scoring the first bucket of the game and grabbing a new career-high nine rebounds, including four in the pivotal second quarter
- Posted a career-high 16 points and five blocks at Kentucky (Feb. 25), putting up 10 of her points in the fourth period during a 21-6 run by the Gamecocks
- Tied her career high of seven boards against Alabama (Feb. 22), in addition to her 10 points
- Scored five of her seven points at Tennessee (Feb. 15) in the third quarter, including a pair of putbacks in a 7-2 run
- Had her seventh double-figure game against Missouri (Feb. 8), finishing with 11 after putting up six in the third quarter as part of a 13-5 run
- Had a perfect shooting game against Ole Miss (Feb. 4), finishing 3-of-3 from the field and 4-of-4 from the free throw line en route to 10 points in just 11 minutes of play
- Got momentum going midway through the second quarter at #9/9 LSU (Jan. 25) with an inside move and a putback, which launched a 13-7 run that closed the half and brought the Gamecocks within five
- Had a breakout game at Texas A&M (Jan. 21), tying her career-high 15 points, including the last six points of the first quarter to help build a 17-point lead
- Was outstanding on both ends of the court at Missouri (Jan. 11), handing out a career-high four assists to go with 10 points, which included four in the pivotal second quarter to help establish a 13-point halftime lead
- Added a putback to the Gamecocks' 9-0 run to close the first half against #14/11 Maryland (Nov. 12)
- Scored six points of her 12 points against #10/10 Notre Dame (Nov. 6) in the Gamecocks' first-quarter rally, capping the surge with a transition layup

Awards

At South Carolina
SEC Community Service Team (2023)
SEC Academic Honor Roll (2022)

High School

Naismith All-America First Team
WBCA All-America
McDonald's All-America

USA Basketball

2021 FIBA U19 World Cup, gold medal
2019 U16 National Team finalist

Miscellaneous

| | Season | Career | Record |
|----------------|--------|--------|--------|
| 10+ Points | 9 | 15 | 15-0 |
| Tm-High Points | 0 | 1 | 1-0 |
| Tm-High Rebs | 0 | 1 | 1-0 |
| Tm-High Assts | 1 | 1 | 1-0 |

Career Highs

| | |
|---------|--------------------------------------|
| Pts | 16 at Kentucky, 2/25/24 |
| FG | 7 vs. ETSU, 11/07/22 |
| FGA | 12 at Kentucky, 2/25/24 |
| FT | 5, 2x, last vs. Missouri, 2/8/24 |
| FTA | 6, 3x, last vs. vs. Missouri, 2/8/24 |
| Reb | 9, at Arkansas, 2/29/24 |
| Off Reb | 4 at Arkansas, 2/29/24 |
| Blk | 5 at Kentucky, 2/25/24 |
| Stl | 2 at Georgia, 2/13/22 |
| Asst | 4, 3x, last at Kentucky 2/25/24 |
| Min | 24 at Kentucky, 2/25/24 |

SEC Career Highs

| | |
|---------|----------------------------------|
| Pts | 16 at Kentucky, 2/25/24 |
| FG | 6 at Kentucky, 2/25/24 |
| FGA | 12 at Kentucky, 2/25/24 |
| FT | 5, vs. Missouri, 2/8/24 |
| FTA | 6, vs. Missouri, 2/8/24 |
| Reb | 9 at Arkansas, 2/29/24 |
| Off Reb | 4 at Arkansas, 2/29/24 |
| Blk | 5 at Kentucky, 2/25/24 |
| Stl | 2 at Georgia, 2/13/22 |
| Asst | 4, 2x, last at Kentucky, 2/25/24 |
| Min | 24 at Kentucky, 2/25/24 |

NCAA Tournament Career Highs

| | |
|---------|-----------------------------------|
| Pts | 10 vs. Howard, 3/18/22 |
| FG | 4 vs. Norfolk St., 3/17/23 |
| FGA | 5 vs. Norfolk St., 3/17/23 |
| FT | 4 vs. Howard, 3/18/22 |
| FTA | 6 vs. Howard, 3/18/22 |
| Reb | 7 vs. Howard, 3/18/22 |
| Off Reb | 1, 4x, last vs. Maryland, 3/27/23 |
| Blk | 1 vs. Creighton, 3/27/22 |
| Stl | 1 vs. Howard, 3/18/22 |
| Asst | 1 vs. Howard, 3/18/22 |
| Min | 14 vs. Howard, 3/18/22 |

2023-24 GAME-BY-GAME

| Opponent | Date | GS | MIN | FG-FGA | PCT | 3FG-3FGA | PCT | FT-FTA | PCT | OFF DEF | TOT | AVG | PF | A | TO | BLK | STL | PTS | AVG | |
|-------------------|------------|----------|---------------|---------------|-------------|------------|-------------|--------------|-------------|-----------|-----------|------------|------------|-----------|-----------|-----------|-----------|-----------|------------|------------|
| vs Notre Dame | 11/06/2023 | | 13:56 | 6-9 | .667 | 0-0 | .000 | 0-0 | .000 | 3 | 1 | 4 | 4.0 | 2 | 0 | 2 | 0 | 0 | 12 | 12.0 |
| Maryland | 11/12/2023 | | 13:36 | 4-7 | .571 | 0-0 | .000 | 0-0 | .000 | 3 | 3 | 6 | 5.0 | 3 | 1 | 0 | 0 | 0 | 8 | 10.0 |
| Clemson | 11/16/2023 | | 20:42 | 2-6 | .333 | 0-2 | .000 | 2-4 | .500 | 2 | 4 | 6 | 5.3 | 1 | 1 | 1 | 0 | 1 | 6 | 8.7 |
| South Dakota St. | 11/20/2023 | | 15:29 | 3-8 | .375 | 0-0 | .000 | 0-0 | .000 | 2 | 4 | 6 | 5.5 | 0 | 1 | 0 | 1 | 1 | 6 | 8.0 |
| Mississippi Val. | 11/24/2023 | | 21:04 | 5-8 | .625 | 0-0 | .000 | 2-2 | 1.000 | 2 | 3 | 5 | 5.4 | 2 | 4 | 3 | 2 | 0 | 12 | 8.8 |
| at North Carolina | 11/30/2023 | | 02:38 | 0-2 | .000 | 0-0 | .000 | 0-0 | .000 | 0 | 0 | 0 | 4.5 | 0 | 0 | 0 | 0 | 0 | 0 | 7.3 |
| at Duke | 12/03/2023 | | 04:08 | 0-0 | .000 | 0-0 | .000 | 1-2 | .500 | 0 | 1 | 1 | 4.0 | 0 | 0 | 1 | 0 | 0 | 1 | 6.4 |
| Morgan St. | 12/06/2023 | | 15:36 | 5-6 | .833 | 0-0 | .000 | 0-0 | .000 | 1 | 5 | 6 | 4.3 | 0 | 1 | 1 | 1 | 1 | 10 | 6.9 |
| vs Utah | 12/10/2023 | | 09:16 | 1-2 | .500 | 0-0 | .000 | 1-2 | .500 | 1 | 2 | 3 | 4.1 | 3 | 1 | 2 | 0 | 1 | 3 | 6.4 |
| Presbyterian | 12/16/2023 | | 15:04 | 1-2 | .500 | 0-0 | .000 | 0-0 | .000 | 0 | 2 | 2 | 3.9 | 1 | 1 | 1 | 0 | 0 | 2 | 6.0 |
| at Bowling Green | 12/19/2023 | | 12:07 | 2-5 | .400 | 0-0 | .000 | 1-1 | 1.000 | 2 | 3 | 5 | 4.0 | 3 | 2 | 2 | 0 | 1 | 5 | 5.9 |
| at East Carolina | 12/30/2023 | | 16:57 | 4-7 | .571 | 0-0 | .000 | 1-4 | .250 | 2 | 2 | 4 | 4.0 | 2 | 0 | 2 | 2 | 0 | 9 | 6.2 |
| at Florida | 01/04/2024 | | 08:11 | 0-1 | .000 | 0-0 | .000 | 0-0 | .000 | 0 | 2 | 2 | 3.8 | 1 | 1 | 3 | 0 | 1 | 0 | 5.7 |
| Mississippi St. | 01/07/2024 | | 02:43 | 0-1 | .000 | 0-0 | .000 | 0-0 | .000 | 0 | 1 | 1 | 3.6 | 0 | 0 | 1 | 0 | 0 | 0 | 5.3 |
| at Missouri | 01/11/2024 | | 18:30 | 4-5 | .800 | 0-0 | .000 | 2-2 | 1.000 | 2 | 2 | 4 | 3.7 | 1 | 4 | 0 | 0 | 1 | 10 | 5.6 |
| Kentucky | 01/15/2024 | | 15:59 | 4-6 | .667 | 0-0 | .000 | 0-2 | .000 | 0 | 2 | 2 | 3.6 | 2 | 1 | 0 | 0 | 1 | 8 | 5.8 |
| at Texas A&M | 01/21/2024 | | 20:53 | 5-6 | .833 | 1-1 | 1.000 | 4-4 | 1.000 | 1 | 3 | 4 | 3.6 | 4 | 0 | 3 | 2 | 0 | 15 | 6.3 |
| at LSU | 01/25/2024 | | 14:11 | 3-3 | 1.000 | 0-0 | .000 | 0-2 | .000 | 2 | 2 | 4 | 3.6 | 2 | 1 | 1 | 0 | 0 | 6 | 6.3 |
| Vanderbilt | 01/28/2024 | | 14:53 | 3-5 | .600 | 0-0 | .000 | 3-4 | .750 | 1 | 0 | 1 | 3.5 | 3 | 1 | 1 | 0 | 0 | 9 | 6.4 |
| at Auburn | 02/01/2024 | | 13:01 | 2-3 | .667 | 0-0 | .000 | 0-0 | .000 | 0 | 1 | 1 | 3.4 | 4 | 0 | 0 | 0 | 0 | 4 | 6.3 |
| Ole Miss | 02/04/2024 | | 10:31 | 3-3 | 1.000 | 0-0 | .000 | 4-4 | 1.000 | 0 | 1 | 1 | 3.2 | 2 | 1 | 1 | 0 | 0 | 10 | 6.5 |
| Missouri | 02/08/2024 | | 17:43 | 3-5 | .600 | 0-0 | .000 | 5-6 | .833 | 2 | 3 | 5 | 3.3 | 2 | 2 | 0 | 1 | 0 | 11 | 6.7 |
| UConn | 02/11/2024 | | 14:05 | 2-2 | 1.000 | 0-0 | .000 | 0-0 | .000 | 1 | 2 | 3 | 3.3 | 2 | 0 | 3 | 0 | 1 | 4 | 6.6 |
| at Tennessee | 02/15/2024 | | 07:49 | 3-3 | 1.000 | 0-0 | .000 | 1-2 | .500 | 1 | 0 | 1 | 3.2 | 3 | 0 | 0 | 0 | 0 | 7 | 6.6 |
| Georgia | 02/18/2024 | | 08:37 | 1-1 | 1.000 | 0-0 | .000 | 0-0 | .000 | 0 | 0 | 0 | 3.1 | 1 | 0 | 1 | 0 | 0 | 2 | 6.4 |
| Alabama | 02/22/2024 | | 17:10 | 4-10 | .400 | 0-0 | .000 | 2-3 | .667 | 2 | 5 | 7 | 3.2 | 1 | 0 | 1 | 1 | 0 | 10 | 6.5 |
| at Kentucky | 02/25/2024 | | 24:38 | 6-12 | .500 | 0-0 | .000 | 4-4 | 1.000 | 1 | 5 | 6 | 3.3 | 2 | 4 | 2 | 5 | 1 | 16 | 6.9 |
| at Arkansas | 02/29/2024 | * | 22:24 | 3-4 | .750 | 0-0 | .000 | 1-2 | .500 | 4 | 5 | 9 | 3.5 | 1 | 3 | 1 | 0 | 0 | 7 | 6.9 |
| Tennessee | 03/03/2024 | * | 18:29 | 0-3 | .000 | 0-0 | .000 | 1-2 | .500 | 1 | 2 | 3 | 3.5 | 3 | 1 | 0 | 2 | 0 | 1 | 6.7 |
| vs Texas A&M | 03/08/2024 | | 17:34 | 3-5 | .600 | 0-0 | .000 | 0-0 | .000 | 1 | 2 | 3 | 3.5 | 2 | 1 | 3 | 0 | 0 | 6 | 6.7 |
| vs Tennessee | 03/09/2024 | | 11:09 | 3-4 | .750 | 0-0 | .000 | 0-0 | .000 | 0 | 1 | 1 | 3.4 | 2 | 0 | 0 | 0 | 0 | 6 | 6.6 |
| vs LSU | 03/10/2024 | | 22:16 | 1-4 | .250 | 0-1 | .000 | 2-4 | .500 | 2 | 2 | 4 | 3.4 | 3 | 1 | 0 | 2 | 2 | 4 | 6.6 |
| Totals | | 2 | 461:18 | 86-148 | .581 | 1-4 | .250 | 37-56 | .661 | 39 | 71 | 110 | 3.4 | 58 | 33 | 36 | 19 | 12 | 210 | 6.6 |

CAREER STATS

| SEASON | TEAM | GP-GS | MIN | AVG | FG-FGA | FG% | 3FG-3FGA | 3FG% | FT-FTA | FT% | OFF | DEF | TOT | AVG | PF-FO | A | TO | BLK | STL | PTS | AVG |
|--------------|------|-------------|----------------|----------------|-------------|------------|-------------|---------------|-------------|-----------|------------|------------|------------|--------------|-----------|-----------|-----------|-----------|------------|------------|-----|
| 2021-22 | USC | 31-0 | 132/4.3 | 21-34 | .618 | 0-0 | .000 | 16-28 | .571 | 14 | 31 | 45 | 1.5 | 19-0 | 6 | 18 | 12 | 5 | 58 | 1.9 | |
| 2022-23 | USC | 27-0 | 213/7.9 | 54-90 | .600 | 1-1 | 1.000 | 22-30 | .733 | 29 | 36 | 65 | 2.4 | 31-0 | 7 | 22 | 19 | 4 | 131 | 4.9 | |
| 2023-24 | USC | 32-2 | 461/14.4 | 86-148 | .581 | 1-4 | .250 | 37-56 | .661 | 39 | 71 | 110 | 3.4 | 58-0 | 33 | 36 | 19 | 12 | 210 | 6.6 | |
| TOTAL | | 90-2 | 806/9.0 | 161-272 | .592 | 2-5 | .400 | 75-114 | .658 | 82 | 138 | 220 | 2.4 | 108-0 | 46 | 76 | 50 | 21 | 399 | 4.4 | |

12 MiLaysia Fulwiley

5-10 • Fr. • Guard • Columbia, S.C.
Major: Retailing



Full Bio



INSTAGRAM: @LayWitDaButter • X: @MiLaysiaF

Career Notables

- Consensus High School All-American and part of the All-USA Today Team as a senior (2023)
- Four-time SCBCA Player of the Year (2A - 2023; 3A - 2022, 2021, 2020)
- Ranked No. 13 overall player in the Class of 2023
- Helped Keenan High to the first of four state titles during her six varsity seasons, including three straight (2020-22)

Season Highlights

- Became first freshman to earn SEC Tournament MVP honors after leading team with 14.3 points per game on 48.3 percent shooting to go with 2.0 assists and 2.3 rebounds per game at the event
- Scored a career-high 24 points in SEC Tournament title game against #8/5 LSU (Mar. 10) with 10 coming on perfect 4-of-4 shooting including back-to-back 3s in the third quarter and the last four on free throws in the final 2:08 to seal win
- Scored eight of her 13 points against Tennessee (Mar. 3) in the third quarter and swiped two of her three steals in the last two minutes to help the Gamecocks seal the victory
- Posted best perfect free-throw game by a freshman in program history and second-best overall by going 12-of-12 at Kentucky (Feb. 25)
- Finished just shy of a career high with 19 points against Missouri (Feb. 8), including nine in the first quarter to turn a one-point deficit into an 11-point lead by the end of the period ... tied her career high with six steals
- Sparked the offense late in the first half at #9/9 LSU (Jan. 25), scoring off a steal and adding two 3-pointers in the final four minutes to cut an 11-point deficit to five by halftime
- Netted a season-high 21 points on the road at Texas A&M (Jan. 21), scoring 13 in the second quarter alone, including three 3s, with the final being a buzzer-beater to cap a 9-0 run heading into the half
- Shot 50.0 percent from the field in her SEC debut at Florida (Jan. 4), including a pair of drives during a 14-0 first-quarter run the blew open the game early
- Scored six of her nine points at Duke (Dec. 3) in the tight fourth quarter on perfect field goal and free throw shooting in the period after the Blue Devils tied the game early in the final stanza ... high a deep, buzzer-beating 3 to end the first quarter and bring the Gamecocks within two.
- Burst onto the college basketball scene with a jaw-dropping effort against #10/10 Notre Dame (Nov. 6), scoring seven of her 17 points in the pivotal second quarter, all in a 17-4 run that closed the half ... finished with 17 points, six assists and six steals in her 26 minutes

Awards

South Carolina
SEC All-Freshman Team
SEC Tournament MVP
2x SEC Freshman of the Week (1/16-22, 1/30-2/5)

High School

All-America (WBCA; McDonald's; Naismith 3rd team - 2023)
All-USA TODAY Team (2023)

Miscellaneous

| | Season | Career | Record |
|-----------------|--------|--------|--------|
| 10+ Points | 21 | 21 | 21-0 |
| 5+ Assists | 4 | 4 | 4-0 |
| 5+ Steals | 2 | 2 | 2-0 |
| Tm-High Points | 10 | 10 | 10-0 |
| Tm-High Assists | 3 | 3 | 3-0 |

Career Highs

| | |
|---------|--|
| Pts | 24 vs. LSU, 3/10/24 |
| FG | 8, 5x, last vs. LSU, 3/10/24 |
| FGA | 18 vs. Missouri, 2/8/24 |
| 3FG | 4, 2x, last vs. LSU, 3/10/24 |
| 3FGA | 9, vs. Vanderbilt, 1/28/24 |
| FT | 12 at Kentucky, 2/25/24 |
| FTA | 12 at Kentucky, 2/25/24 |
| Reb | 9, 2x, last at East Carolina, 12/30/23 |
| Off Reb | 3 vs. Clemson, 11/16/23 |
| Blk | 3 vs. Presbyterian, 12/16/23 |
| Stl | 6, 2x, last vs. Missouri, 2/8/24 |
| Asst | 6, 2x, last vs. Morgan State, 12/6/23 |
| Min | 34 vs. South Dakota State, 11/20/23 |

SEC Career Highs

| | |
|---------|-----------------------------------|
| Pts | 21, at Texas A&M, 1/21/24 |
| FG | 8, 2x, last vs. Missouri, 2/8/24 |
| FGA | 18, vs. Missouri, 2/8/24 |
| 3FG | 3, 2x, last at Texas A&M, 1/21/24 |
| 3FGA | 9, vs. Vanderbilt, 1/28/24 |
| FT | 12 at Kentucky, 2/25/24 |
| FTA | 12 at Kentucky, 2/25/24 |
| Reb | 5 vs. Tennessee, 3/3/24 |
| Off Reb | 2 vs. Tennessee, 3/3/24 |
| Blk | 2 at Florida, 1/4/24 |
| Stl | 6 vs. Missouri, 2/8/24 |
| Asst | 5 vs. Georgia, 2/18/24 |
| Min | 25, 2x, last at Kentucky, 2/25/24 |

2023-24 GAME-BY-GAME

| Opponent | Date | GS | MIN | FG-FGA | PCT | 3FG-3FGA | PCT | FT-FTA | PCT | OFF | DEF | TOT | AVG | PF | A | TO | BLK | STL | PTS | AVG |
|-------------------|------------|----------|---------------|----------------|-------------|---------------|-------------|--------------|-------------|-----------|-----------|-----------|------------|-----------|-----------|-----------|-----------|-----------|------------|-------------|
| vs Notre Dame | 11/06/2023 | | 25:57 | 8-14 | .571 | 1-4 | .250 | 0-2 | .000 | 0 | 1 | 1 | 1.0 | 2 | 6 | 1 | 1 | 6 | 17 | 17.0 |
| Maryland | 11/12/2023 | | 14:46 | 4-8 | .500 | 2-4 | .500 | 2-2 | 1.000 | 0 | 1 | 1 | 1.0 | 2 | 2 | 1 | 2 | 2 | 12 | 14.5 |
| Clemson | 11/16/2023 | | 16:11 | 7-13 | .538 | 4-7 | .571 | 0-0 | .000 | 3 | 6 | 9 | 3.7 | 5 | 3 | 3 | 0 | 1 | 18 | 15.7 |
| South Dakota St. | 11/20/2023 | * | 34:16 | 5-16 | .313 | 0-4 | .000 | 1-1 | 1.000 | 2 | 3 | 5 | 4.0 | 2 | 3 | 2 | 2 | 0 | 11 | 14.5 |
| Mississippi Val. | 11/24/2023 | | 26:14 | 6-12 | .500 | 0-5 | .000 | 5-7 | .714 | 0 | 4 | 4 | 4.0 | 3 | 5 | 4 | 2 | 1 | 17 | 15.0 |
| at North Carolina | 11/30/2023 | | 03:23 | 0-1 | .000 | 0-0 | .000 | 0-0 | .000 | 0 | 0 | 0 | 0.0 | 3 | 1 | 0 | 0 | 1 | 0 | 12.5 |
| at Duke | 12/03/2023 | | 16:39 | 3-5 | .600 | 1-2 | .500 | 2-2 | 1.000 | 0 | 0 | 0 | 2.9 | 2 | 1 | 2 | 2 | 1 | 9 | 12.0 |
| Morgan St. | 12/06/2023 | | 21:03 | 4-8 | .500 | 0-3 | .000 | 6-8 | .750 | 0 | 1 | 1 | 2.6 | 3 | 6 | 3 | 1 | 1 | 14 | 12.3 |
| vs Utah | 12/10/2023 | | 10:09 | 4-5 | .800 | 3-3 | 1.000 | 0-0 | .000 | 0 | 2 | 2 | 2.6 | 2 | 1 | 4 | 1 | 0 | 11 | 12.1 |
| Presbyterian | 12/16/2023 | * | 20:45 | 8-16 | .500 | 2-7 | .286 | 0-0 | .000 | 1 | 6 | 7 | 3.0 | 0 | 4 | 0 | 3 | 4 | 18 | 12.7 |
| at Bowling Green | 12/19/2023 | | 19:22 | 2-8 | .250 | 0-2 | .000 | 2-2 | 1.000 | 1 | 2 | 3 | 3.0 | 2 | 1 | 2 | 0 | 2 | 6 | 12.1 |
| at East Carolina | 12/30/2023 | | 24:22 | 4-10 | .400 | 1-3 | .333 | 3-6 | .500 | 2 | 7 | 9 | 3.5 | 3 | 3 | 2 | 0 | 2 | 12 | 12.1 |
| at Florida | 01/04/2024 | | 17:32 | 5-10 | .500 | 0-2 | .000 | 0-0 | .000 | 0 | 2 | 2 | 3.4 | 4 | 0 | 4 | 2 | 0 | 10 | 11.9 |
| Mississippi St. | 01/07/2024 | | 14:21 | 2-5 | .400 | 0-1 | .000 | 5-5 | 1.000 | 0 | 1 | 1 | 3.2 | 3 | 0 | 1 | 1 | 1 | 9 | 11.7 |
| at Missouri | 01/11/2024 | | 10:14 | 0-5 | .000 | 0-3 | .000 | 0-0 | .000 | 0 | 2 | 2 | 3.1 | 0 | 1 | 1 | 0 | 0 | 0 | 10.9 |
| Kentucky | 01/15/2024 | | 22:35 | 5-8 | .625 | 3-4 | .750 | 1-1 | 1.000 | 1 | 2 | 3 | 3.1 | 2 | 1 | 2 | 0 | 3 | 14 | 11.1 |
| at Texas A&M | 01/21/2024 | | 19:44 | 8-12 | .667 | 3-5 | .600 | 2-3 | .667 | 0 | 1 | 1 | 3.0 | 1 | 3 | 2 | 0 | 1 | 21 | 11.7 |
| at LSU | 01/25/2024 | | 10:08 | 3-6 | .500 | 2-5 | .400 | 0-0 | .000 | 1 | 3 | 4 | 3.1 | 1 | 0 | 2 | 0 | 1 | 8 | 11.5 |
| Vanderbilt | 01/28/2024 | | 20:15 | 3-11 | .273 | 2-9 | .222 | 2-2 | 1.000 | 1 | 1 | 2 | 3.0 | 4 | 3 | 1 | 1 | 1 | 10 | 11.4 |
| at Auburn | 02/01/2024 | | 25:04 | 6-13 | .462 | 0-1 | .000 | 3-3 | 1.000 | 0 | 2 | 2 | 3.0 | 3 | 0 | 3 | 1 | 2 | 15 | 11.6 |
| Ole Miss | 02/04/2024 | | 20:55 | 5-12 | .417 | 0-1 | .000 | 4-6 | .667 | 1 | 0 | 1 | 2.9 | 3 | 1 | 2 | 1 | 2 | 14 | 11.7 |
| Missouri | 02/08/2024 | | 23:51 | 8-18 | .444 | 2-6 | .333 | 1-2 | .500 | 0 | 1 | 1 | 2.8 | 2 | 4 | 0 | 0 | 6 | 19 | 12.0 |
| UConn | 02/11/2024 | | 21:25 | 2-10 | .200 | 0-2 | .000 | 2-2 | 1.000 | 1 | 3 | 4 | 2.8 | 3 | 3 | 1 | 0 | 2 | 6 | 11.8 |
| at Tennessee | 02/15/2024 | | 11:03 | 2-6 | .333 | 1-1 | 1.000 | 0-0 | .000 | 0 | 2 | 2 | 2.8 | 2 | 0 | 0 | 0 | 1 | 5 | 11.5 |
| Georgia | 02/18/2024 | | 15:56 | 1-5 | .200 | 0-2 | .000 | 2-2 | 1.000 | 1 | 2 | 3 | 2.8 | 2 | 5 | 2 | 0 | 3 | 4 | 11.2 |
| Alabama | 02/22/2024 | | 22:16 | 3-9 | .333 | 1-3 | .333 | 2-3 | .667 | 0 | 3 | 3 | 2.8 | 4 | 2 | 3 | 1 | 0 | 9 | 11.1 |
| at Kentucky | 02/25/2024 | | 24:49 | 2-4 | .500 | 1-3 | .333 | 12-12 | 1.000 | 0 | 3 | 3 | 2.8 | 2 | 3 | 1 | 0 | 3 | 17 | 11.3 |
| at Arkansas | 02/29/2024 | | 18:32 | 7-13 | .538 | 1-6 | .167 | 2-4 | .500 | 1 | 3 | 4 | 2.9 | 2 | 2 | 2 | 0 | 4 | 17 | 11.5 |
| Tennessee | 03/03/2024 | * | 20:21 | 4-12 | .333 | 1-4 | .250 | 4-7 | .571 | 2 | 3 | 5 | 2.9 | 2 | 3 | 2 | 0 | 3 | 13 | 11.6 |
| vs Texas A&M | 03/08/2024 | | 16:45 | 1-6 | .167 | 0-0 | .000 | 4-4 | 1.000 | 0 | 3 | 3 | 2.9 | 2 | 4 | 1 | 0 | 0 | 6 | 11.4 |
| vs Tennessee | 03/09/2024 | | 12:57 | 5-11 | .455 | 0-1 | .000 | 3-4 | .750 | 2 | 2 | 4 | 3.0 | 1 | 0 | 0 | 0 | 1 | 13 | 11.5 |
| vs LSU | 03/10/2024 | | 16:41 | 8-12 | .667 | 4-5 | .800 | 4-4 | 1.000 | 0 | 0 | 0 | 2.9 | 2 | 2 | 2 | 0 | 2 | 24 | 11.8 |
| Totals | | 3 | 598:32 | 135-304 | .444 | 35-108 | .324 | 74-94 | .787 | 20 | 72 | 92 | 2.9 | 72 | 72 | 56 | 22 | 56 | 379 | 11.8 |

CAREER STATS

| SEASON TEAM | GP-GS | MIN/AVG | FG-FGA | FG% | 3FG-3FGA | 3FG% | FT-FTA | FT% | OFF | DEF | TOT | AVG | PF-FO | A | TO | BLK | STL | PTS | AVG |
|--------------|-------------|-----------------|----------------|-------------|---------------|-------------|--------------|-------------|-----------|-----------|-----------|------------|-------------|-----------|-----------|-----------|-----------|------------|-------------|
| 2023-24 USC | 32-3 | 599/18.7 | 135-304 | .444 | 35-108 | .324 | 74-94 | .787 | 20 | 72 | 92 | 2.9 | 72-1 | 72 | 56 | 22 | 56 | 379 | 11.8 |
| TOTAL | 32-3 | 599/18.7 | 135-304 | .444 | 35-108 | .324 | 74-94 | .787 | 20 | 72 | 92 | 2.9 | 72-1 | 72 | 56 | 22 | 56 | 379 | 11.8 |

23

BREE HALL

6-0 • Jr. • Guard • Dayton, Ohio
Major: Sport & Entertainment Mgmt.



Full Bio



INSTAGRAM: @BreezyHall • X: @BreezyHallI

Career Notables

- Has been part of three SEC regular-season championships (2022, 2023, 2024), two SEC Tournament titles (2023, 2024), a National Championship (2022) and two NCAA Final Fours (2022, 2023)
- Ranked the No. 5 guard and No. 14 overall player in the Class of 2021

Season Highlights

- Posted a career-high three blocks against Tennessee (Mar. 3) and broke the game's last tie late in the second quarter on a 3-pointer as part of her 13 points
- Hit a big 3 at Tennessee (Feb. 15) to cap a 7-1 run in the opening minutes of the fourth quarter to give the Gamecocks a lead they would not relinquish
- Shook off 1-of-4 first-half shooting at #9/9 LSU (Jan. 25) to go 3-of-6 in the second half, including a pair of go-ahead threes in the final three minutes to deliver the win ... also blocked a Tiger layup to keep a 6-0 run going that put the Gamecocks in front for the first time since the opening minute
- Scored timely buckets as part of career-high 21 points at Missouri (Jan. 11), which included perfect shooting in the first half ... started an 8-0 run with a three after the Tigers closed within six points late in the third quarter, the last of her perfect 4-of-4 3-point shooting
- Difference maker against Mississippi State (Jan. 7) after extending the lead against the Bulldogs with back-to-back threes in the third quarter, finishing with a team-high 15 points for the second time this season in an SEC career high 28 minutes
- Thrived in return to her home state, tying her career highs for points (18) and made 3s (4) at Bowling Green (Dec. 19), hitting a pair of 3s in the opening 90 seconds to set the tone for a hot-shooting night
- Completed a traditional three-point play with 2:34 to play against #11/7 Utah (Dec. 10) to turn a two-point game into a five-point lead and capped the nine-point win with a defensive rebound and transition layup in the final 20 seconds
- Hit the first of her three 3s at Duke (Dec. 3) during a 6-0 run that broke open a tie and closed the first half and capped the fourth-quarter domination with another one 3-pointer
- Delivered clutch plays throughout the game at #24/24 North Carolina (Nov. 30), erasing a game-thing layup with a huge block with under four minutes to play, holding top scorer Deja Kelly without a field goal in the fourth quarter and draining her third 3 of the game with 2:08 to play and the Gamecocks leading by five

Awards

At South Carolina

- CSC Academic All-District (2023)
- 2x SEC Academic Honor Roll (2022, 2023)
- SEC Basketball Leadership Council Vice Chair (2023-24)

High School

- McDonald's All-America (2021)
- Naismith All-America Honorable Mention (2021)

Miscellaneous

| | Season | Career | Record |
|----------------|--------|--------|--------|
| 20+ Points | 1 | 1 | 1-0 |
| 10+ Points | 15 | 20 | 20-0 |
| Tm-High Points | 4 | 7 | 7-0 |
| Tm-High Rebs. | 0 | 1 | 1-0 |

Career Highs

| | |
|---------|-----------------------------------|
| Pts | 21 at Missouri, 1/11/24 |
| FG | 8, 2x, last at Kentucky, 2/25/24 |
| FGA | 16 vs. Tennessee, 3/3/24 |
| 3FG | 4, 3x, last at Missouri, 1/11/24 |
| 3FGA | 8, 2x, last vs. Georgia, 2/18/24 |
| FT | 4 vs. Ole Miss, 2/4/24 |
| FTA | 5 vs. Ole Miss, 2/4/24 |
| Reb | 7, 3x, last vs. Missouri, 2/8/24 |
| Off Reb | 4, 4x, last vs. Tennessee, 3/3/24 |
| Blk | 3 vs. Tennessee, 3/3/24 |
| Stl | 3 at LSU, 1/25/24 |
| Asst | 3, 5x, last vs. Texas A&M, 3/8/24 |
| Min | 35 at Duke, 12/3/23 |

SEC Career Highs

| | |
|---------|-------------------------------------|
| Pts | 21 at Missouri, 1/11/24 |
| FG | 8, 2x, last at Kentucky 2/25/24 |
| FGA | 16 vs. Tennessee, 3/3/24 |
| 3FG | 4, 2x, last at Missouri, 1/11/24 |
| 3FGA | 8, 2x, last vs. Georgia, 2/18/24 |
| FT | 4 vs. Ole Miss, 2/4/24 |
| FTA | 5 vs. Ole Miss, 2/4/24 |
| Reb | 7, 2x, last vs. Missouri, 2/8/24 |
| Off Reb | 4, 2x, last vs. Tennessee, 3/3/24 |
| Blk | 3 vs. Tennessee, 3/3/24 |
| Stl | 3 at LSU, 1/25/24 |
| Asst | 3, 2x, last vs. Vanderbilt, 1/28/24 |
| Min | 33 at Missouri, 1/11/24 |

NCAA Tournament Career Highs

| | |
|---------|--|
| Pts | 10, vs. UCLA, 3/25/23 |
| FG | 4, vs. UCLA, 3/25/23 |
| FGA | 7, 3x, last vs. UCLA, 3/27/23 |
| 3FG | 2, 2x, last vs. UCLA, 3/25/23 |
| 3FGA | 5 vs. Howard, 3/18/22 |
| FT | 1, 2x, last vs. South Florida, 3/19/23 |
| FTA | 2, vs. Norfolk St., 3/17/23 |
| Reb | 6, 2x, vs. South Florida, 3/19/23 |
| Off Reb | 4, vs. South Florida, 3/19/23 |
| Blk | 1, 2x, last vs. Maryland, 3/27/23 |
| Stl | 2 vs. Howard, 3/18/22 |
| Asst | 1 vs. UCLA, 3/25/23 |
| Min | 16, vs. South Florida, 3/19/23 |

2023-24 GAME-BY-GAME

| Opponent | Date | GS | MIN | FG-FGA | PCT | 3FG-3FGA | PCT | FT-FTA | PCT | OFF DEF | TOT | AVG | PF | A | TO | BLK | STL | PTS | AVG | | |
|-------------------|------------|----|-----------|---------------|----------------|-------------|---------------|-------------|--------------|-------------|-----------|-----------|------------|------------|-----------|-----------|-----------|-----------|-----------|------------|------------|
| vs Notre Dame | 11/06/2023 | * | 26:25 | 2-8 | .250 | 1-4 | .250 | 2-2 | 1.000 | 1 | 2 | 3 | 3.0 | 0 | 1 | 0 | 0 | 7 | 7.0 | | |
| Maryland | 11/12/2023 | * | 23:53 | 5-9 | .556 | 2-4 | .500 | 0-0 | .000 | 1 | 0 | 1 | 2.0 | 2 | 2 | 2 | 1 | 0 | 12 | 9.5 | |
| Clemson | 11/16/2023 | * | 23:34 | 3-10 | .300 | 1-5 | .200 | 1-2 | .500 | 0 | 5 | 5 | 3.0 | 1 | 1 | 2 | 1 | 1 | 8 | 9.0 | |
| South Dakota St. | 11/20/2023 | * | 25:52 | 2-9 | .222 | 0-3 | .000 | 1-2 | .500 | 2 | 5 | 7 | 4.0 | 0 | 2 | 0 | 1 | 1 | 5 | 8.0 | |
| Mississippi Val. | 11/24/2023 | * | 22:02 | 2-9 | .222 | 1-6 | .167 | 0-0 | .000 | 2 | 0 | 2 | 3.6 | 0 | 3 | 2 | 0 | 1 | 5 | 7.4 | |
| at North Carolina | 11/30/2023 | * | 33:04 | 5-6 | .833 | 3-4 | .750 | 2-2 | 1.000 | 0 | 1 | 1 | 3.2 | 3 | 0 | 1 | 0 | 15 | 8.7 | | |
| at Duke | 12/03/2023 | * | 35:20 | 4-7 | .571 | 3-4 | .750 | 2-2 | 1.000 | 0 | 3 | 3 | 3.1 | 0 | 1 | 3 | 0 | 1 | 13 | 9.3 | |
| Morgan St. | 12/06/2023 | * | 15:20 | 3-5 | .600 | 3-4 | .750 | 0-0 | .000 | 0 | 1 | 1 | 2.9 | 0 | 3 | 1 | 0 | 1 | 9 | 9.3 | |
| vs Utah | 12/10/2023 | * | 34:23 | 3-8 | .375 | 0-3 | .000 | 1-1 | 1.000 | 0 | 4 | 4 | 3.0 | 0 | 0 | 1 | 2 | 0 | 7 | 9.0 | |
| Presbyterian | 12/16/2023 | * | 23:02 | 3-7 | .429 | 2-5 | .400 | 2-2 | 1.000 | 0 | 3 | 3 | 3.0 | 1 | 0 | 0 | 0 | 1 | 10 | 9.1 | |
| at Bowling Green | 12/19/2023 | * | 28:19 | 7-9 | .778 | 4-6 | .667 | 0-2 | .000 | 0 | 2 | 2 | 2.9 | 2 | 2 | 1 | 0 | 1 | 18 | 9.9 | |
| at East Carolina | 12/30/2023 | * | 21:06 | 2-3 | .667 | 1-1 | 1.000 | 0-2 | .000 | 1 | 1 | 2 | 2.8 | 2 | 0 | 0 | 0 | 1 | 5 | 9.5 | |
| at Florida | 01/04/2024 | * | 25:19 | 5-7 | .714 | 2-3 | .667 | 3-4 | .750 | 1 | 3 | 4 | 2.9 | 1 | 0 | 0 | 0 | 0 | 15 | 9.9 | |
| Mississippi St. | 01/07/2024 | * | 28:50 | 6-9 | .667 | 3-4 | .750 | 0-0 | .000 | 0 | 3 | 3 | 2.9 | 0 | 1 | 0 | 0 | 1 | 15 | 10.3 | |
| at Missouri | 01/11/2024 | * | 33:25 | 8-10 | .800 | 4-4 | 1.000 | 1-2 | .500 | 0 | 4 | 4 | 3.0 | 2 | 0 | 4 | 2 | 0 | 21 | 11.0 | |
| Kentucky | 01/15/2024 | * | 22:11 | 3-9 | .333 | 1-4 | .250 | 0-0 | .000 | 1 | 3 | 4 | 3.1 | 0 | 2 | 0 | 0 | 0 | 7 | 10.8 | |
| at Texas A&M | 01/21/2024 | * | 28:13 | 3-6 | .500 | 2-4 | .500 | 0-0 | .000 | 0 | 6 | 6 | 3.2 | 0 | 3 | 0 | 1 | 1 | 8 | 10.6 | |
| at LSU | 01/25/2024 | * | 30:26 | 4-10 | .400 | 2-4 | .500 | 0-0 | .000 | 0 | 5 | 5 | 3.3 | 0 | 1 | 0 | 1 | 3 | 10 | 10.6 | |
| Vanderbilt | 01/28/2024 | * | 29:17 | 4-6 | .667 | 1-3 | .333 | 2-2 | 1.000 | 3 | 1 | 4 | 3.4 | 1 | 3 | 0 | 0 | 0 | 11 | 10.6 | |
| at Auburn | 02/01/2024 | * | 24:13 | 0-6 | .000 | 0-2 | .000 | 0-0 | .000 | 1 | 1 | 2 | 3.3 | 2 | 1 | 1 | 0 | 0 | 0 | 10.1 | |
| Ole Miss | 02/04/2024 | * | 26:29 | 3-7 | .429 | 0-2 | .000 | 4-5 | .800 | 3 | 4 | 7 | 3.5 | 2 | 1 | 2 | 1 | 1 | 10 | 10.0 | |
| Missouri | 02/08/2024 | * | 26:46 | 5-10 | .500 | 0-0 | .000 | 0-0 | .000 | 4 | 3 | 7 | 3.6 | 2 | 0 | 0 | 0 | 0 | 10 | 10.0 | |
| UConn | 02/11/2024 | * | 21:32 | 1-8 | .125 | 0-4 | .000 | 2-2 | 1.000 | 0 | 0 | 0 | 3.5 | 0 | 1 | 0 | 1 | 0 | 4 | 9.8 | |
| at Tennessee | 02/15/2024 | * | 28:21 | 2-11 | .182 | 1-3 | .333 | 2-2 | 1.000 | 1 | 2 | 3 | 3.5 | 2 | 2 | 2 | 0 | 0 | 7 | 9.7 | |
| Georgia | 02/18/2024 | * | 28:22 | 3-9 | .333 | 3-8 | .375 | 0-0 | .000 | 1 | 0 | 1 | 3.4 | 3 | 2 | 4 | 0 | 0 | 9 | 9.6 | |
| Alabama | 02/22/2024 | * | 31:23 | 6-9 | .667 | 1-3 | .333 | 0-0 | .000 | 0 | 1 | 1 | 3.3 | 1 | 0 | 1 | 1 | 0 | 13 | 9.8 | |
| at Kentucky | 02/25/2024 | * | 27:29 | 8-10 | .800 | 2-3 | .667 | 0-0 | .000 | 0 | 1 | 1 | 3.2 | 4 | 1 | 2 | 0 | 1 | 18 | 10.1 | |
| at Arkansas | 02/29/2024 | * | 24:40 | 2-5 | .400 | 0-2 | .000 | 0-0 | .000 | 0 | 1 | 1 | 3.1 | 0 | 2 | 1 | 0 | 0 | 4 | 9.9 | |
| Tennessee | 03/03/2024 | * | 28:42 | 5-16 | .313 | 1-4 | .250 | 2-2 | 1.000 | 4 | 2 | 6 | 3.2 | 1 | 0 | 0 | 3 | 1 | 13 | 10.0 | |
| vs Texas A&M | 03/08/2024 | * | 21:32 | 2-3 | .667 | 1-2 | .500 | 0-2 | .000 | 0 | 1 | 1 | 3.1 | 1 | 3 | 3 | 0 | 1 | 5 | 9.8 | |
| vs Tennessee | 03/09/2024 | * | 26:35 | 2-9 | .222 | 1-4 | .250 | 1-2 | .500 | 1 | 3 | 4 | 3.2 | 1 | 2 | 1 | 1 | 0 | 6 | 9.7 | |
| vs LSU | 03/10/2024 | * | 22:51 | 4-8 | .500 | 0-3 | .000 | 1-1 | 1.000 | 0 | 3 | 3 | 3.2 | 1 | 2 | 1 | 0 | 0 | 9 | 9.7 | |
| Totals | | | 32 | 848:56 | 117-258 | .453 | 46-115 | .400 | 29-41 | .707 | 27 | 74 | 101 | 3.2 | 35 | 42 | 35 | 17 | 17 | 309 | 9.7 |

CAREER STATS

| SEASON | TEAM | GP-GS | MIN/AVG | FG-FGA | FG% | 3FG-3FGA | 3FG% | FT-FTA | FT% | OFF DEF | TOT | AVG | PF-FO | A | TO | BLK | STL | PTS | AVG | |
|--------------|------|---------------|------------------|----------------|-------------|---------------|-------------|---------------|-------------|-----------|------------|------------|------------|--------------|-----------|-----------|-----------|-----------|------------|------------|
| 2021-22 | USC | 36-0 | 334/9.3 | 32-102 | .314 | 14-46 | .304 | 19-30 | .633 | 12 | 41 | 53 | 1.5 | 43-0 | 1 | 23 | 1 | 5 | 97 | 2.7 |
| 2022-23 | USC | 35-0 | 487/13.9 | 66-163 | .405 | 23-64 | .359 | 19-31 | .613 | 23 | 42 | 65 | 1.9 | 37-0 | 10 | 16 | 11 | 11 | 174 | 5.0 |
| 2023-24 | USC | 32-32 | 849/26.5 | 117-258 | .453 | 46-115 | .400 | 29-41 | .707 | 27 | 74 | 101 | 3.2 | 35-0 | 42 | 35 | 17 | 17 | 309 | 9.7 |
| TOTAL | | 103-32 | 1670/16.2 | 215-523 | .411 | 83-225 | .369 | 67-102 | .657 | 62 | 157 | 219 | 2.1 | 115-0 | 53 | 74 | 29 | 33 | 580 | 5.6 |

25 RAVEN JOHNSON

5-9 • R-So. • Guard • Atlanta, Ga.
Major: Services Management



Full Bio



INSTAGRAM: @Hollywood_Raven • X: @HollywoodRaven

Awards

At South Carolina

- All-SEC Second Team (2024)
- SEC All-Freshman Team (2023)
- 2x SEC Academic Honor Roll (2022, 2023)

High School

- Naismith Player of the Year
- WBCA Player of the Year
- All-America (Naismith, WBCA, McDonald's)

USA Basketball

- 2023 FIBA AmeriCup, silver medal
- 2021 U19 World Cup Team trials
- 2019 U16 National Team finalist

Miscellaneous

| | Season | Career | Record |
|-----------------|--------|--------|--------|
| 10+ Points | 13 | 16 | 15-1 |
| 5+ Assists | 16 | 28 | 28-0 |
| 5+ Steals | 3 | 3 | 3-0 |
| Tm-High Assists | 20 | 38 | 38-0 |

In the Gamecock Record Book

Season

- 5th – Assist-to-turnover ratio (2.37 (123:52) in 2022-23)
- 5th – Assist-to-turnover ratio in an SEC season (2.65 (69:26) in 2023-24)

Game

- 2nd – Assists in a game (17 vs. Clemson, 11/16/23)

Career Notables

- Has been part of three SEC regular-season championships (2022, 2023, 2024), two SEC Tournament titles (2023, 2024), a National Championship (2022) and two NCAA Final Fours (2022, 2023)
- Suffered season-ending left knee injury in the first quarter of second game of 2021-22
- Ranked the No. 1 point guard and No. 2 overall player in the Class of 2021
- National High School Player of the Year (2021) and two-time state player of the year
- Led Westlake to four state championships

Season Highlights

- Among the best lead guards in the nation, ranking eighth in assist-to-turnover ratio (2.8, 2nd in SEC) ... is third in the SEC in assists per game (4.9) and ninth in steals per game (2.0)
- Led the team in rebounding and assists at the SEC Tournament, averaging 6.0 boards and 4.7 assists, and her 8.7 points per game were third on the team
- Had her 13th game in double figures in the SEC Tournament semifinal against Tennessee (Mar. 9), putting up seven of her 11 points in the second half, including four points in the last 3:28 to help set up the victory
- Went a perfect 3-for-3 from the field in the SEC Tournament quarterfinal against Texas A&M (Mar. 8), grabbing a team-high six boards and dishing out five assists to lead the team for the 18th time this season
- Scored four of her nine points against Georgia (Feb. 18) in the middle of a 9-0 run to build a 10-point lead midway through the second half
- Dominated the glass at Tennessee (Feb. 15) with a team-high 15 rebounds, including eight in the first half
- Had a career night on the glass against #11/9 UConn (Feb. 11), pulling down 12 rebounds alongside 10 points, with eight coming in the third quarter alone, to earn her first career double-double
- Handed out six assists against Ole Miss (Feb. 4), tallying her 30th career game leading the team in the category
- Hit a 3 to open up the second half at Auburn (Feb. 1), starting an 18-9 run to put Gamecocks on top by double digits
- Knocked down a pair of 3s in the third quarter against Vanderbilt (Jan. 28) as part of a 17-5 run ... added seven assists
- Finished just shy of her first career double-double, adding nine rebounds to her 13 points at #9/9 LSU (Jan. 25) ... scored five in the deciding fourth quarter, including a pair of free throws to tie the game at 67 with 4:02 to play and the game-clinching driving layup with 22 seconds on the clock
- Opened up scoring in the second quarter at Vanderbilt (Jan. 19), contributing half her eight points to a 6-0 run
- Contributed seven of her 11 points against Kentucky (Jan. 15) in a 29-4 third-quarter run in addition to six assists
- Led the charge in the second quarter against Missouri (Jan. 11) with four assists and two steals to go with a 3-pointer that launched a 15-2 run that closed the half
- Was aggressive early at Florida (Jan. 4) with 10 of her 16 points coming in the first quarter on 4-of-5 shooting
- Was perfect from the field, including a pair of 3s, against Morgan State (Dec. 6)
- Hit a 3 with under five minutes to go at Duke (Dec. 3) to double the Gamecocks' lead and start a 17-4 run the closed out the victory, adding a pair of assists to the game-winning surge as well
- Scored a career-best 18 points against South Dakota State (Nov. 20) while adding six assists and five steals
- Handed out 17 assists against Clemson (Nov. 16) – the most by an SEC player since 2005 and the second-most in program history

Career Highs

| | |
|---------|--|
| Pts | 18 vs. South Dakota State, 11/20/23 |
| FG | 9 vs. South Dakota State, 11/20/23 |
| FGA | 13 vs. South Dakota State, 11/20/23 |
| 3FG | 3, 2x, last at Duke, 12/3/23 |
| 3FGA | 6, 2x, last vs. Iowa, 3/31/23 |
| FT | 5 at UConn, 2/5/23 |
| FTA | 7 at UConn, 2/5/23 |
| Reb | 15 at Tennessee, 2/15/24 |
| Off Reb | 3, 5x, last vs. Tennessee, 3/9/24 |
| Blk | 2 at Clemson, 11/17/22 |
| Stl | 5, 3x, last vs. Miss. Valley State, 11/24/23 |
| Asst | 17 vs. Clemson, 11/16/23 |
| Min | 38 vs. Tennessee, 3/5/23 |

SEC Career Highs

| | |
|---------|-------------------------------------|
| Pts | 16 at Florida, 1/4/24 |
| FG | 6 at Florida, 1/4/24 |
| FGA | 12 at LSU, 1/25/24 |
| 3FG | 2, 2x, last vs. Vanderbilt, 1/28/24 |
| 3FGA | 5 vs. Georgia, 2/18/24 |
| FT | 4 at Florida, 1/4/24 |
| FTA | 6 vs. Ole Miss, 2/4/24 |
| Reb | 15 at Tennessee, 2/15/24 |
| Off Reb | 3, 3x, last at Kentucky, 2/25/24 |
| Blk | 1, 9x, last at Kentucky, 2/25/24 |
| Stl | 4, 2x, last vs. Missouri, 2/8/24 |
| Asst | 7, 4x, last at Arkansas 2/29/24 |
| Min | 37 vs. Georgia, 2/18/24 |

NCAA Tournament Career Highs

| | |
|---------|----------------------------|
| Pts | 13 vs. Iowa, 3/31/23 |
| FG | 5 vs. Iowa, 3/31/23 |
| FGA | 11 vs. Iowa, 3/31/23 |
| 3FG | 3 vs. Iowa, 3/31/23 |
| 3FGA | 6 vs. Iowa, 3/31/23 |
| FT | 4 vs. Maryland, 3/27/23 |
| FTA | 6 vs. Maryland, 3/27/23 |
| Reb | 5 vs. Maryland, 3/27/23 |
| Off Reb | 2 vs. Maryland, 3/27/23 |
| Stl | 3 vs. Iowa, 3/31/23 |
| Asst | 7 vs. Norfolk St., 3/17/23 |
| Min | 29 vs. Iowa, 3/31/23 |

CAREER STATS

| SEASON | TEAM | GP-GS | MIN | AVG | FG-FGA | FG% | 3FG-3FGA | 3FG% | FT-FTA | FT% | OFF | DEF | TOT | AVG | PF-FO | A | TO | BLK | STL | PTS | AVG |
|--------------|------|--------------|-------------|-------------|----------------|-------------|---------------|-------------|--------------|-------------|-----------|------------|------------|------------|-------------|------------|------------|-----------|------------|------------|------------|
| 2021-22 | USC | 2-0 | | 8/4.2 | 0-1 | .000 | 0-0 | .000 | 0-0 | .000 | 0 | 1 | 1 | 0.5 | 0-0 | 0 | 1 | 0 | 0 | 0 | 0.0 |
| 2022-23 | USC | 36-3 | 674 | 18.7 | 60-163 | .368 | 14-58 | .241 | 17-26 | .654 | 20 | 74 | 94 | 2.6 | 38-0 | 123 | 52 | 13 | 40 | 151 | 4.2 |
| 2023-24 | USC | 31-29 | 861 | 27.8 | 102-227 | .449 | 21-63 | .333 | 27-42 | .643 | 33 | 133 | 166 | 5.4 | 34-0 | 153 | 54 | 5 | 61 | 252 | 8.1 |
| TOTAL | | 69-32 | 1544 | 22.4 | 162-391 | .414 | 35-121 | .289 | 44-68 | .647 | 53 | 208 | 261 | 3.8 | 72-0 | 276 | 107 | 18 | 101 | 403 | 5.8 |

- Opened the season with a balanced showing in Paris against #10/10 Notre Dame (Nov. 6), scoring nine of her 11 points in the first half and dishing all eight of her assists after the break

2023-24 GAME-BY-GAME

| Opponent | Date | GS | MIN | FG-FGA | PCT | 3FG-3FGA | PCT | FT-FTA | PCT | OFF | DEF | TOT | AVG | PF | A | TO | BLK | STL | PTS | AVG |
|-------------------|------------|-----------|---------------|----------------|-------------|--------------|-------------|--------------|-------------|-----------|------------|------------|------------|-----------|------------|-----------|----------|-----------|------------|------------|
| vs Notre Dame | 11/06/2023 | * | 22:02 | 5-10 | .500 | 1-3 | .333 | 0-0 | .000 | 0 | 2 | 2 | 2.0 | 3 | 7 | 2 | 0 | 1 | 11 | 11.0 |
| Maryland | 11/12/2023 | * | 29:08 | 3-8 | .375 | 2-3 | .667 | 0-0 | .000 | 0 | 3 | 3 | 2.5 | 1 | 8 | 1 | 0 | 1 | 8 | 9.5 |
| Clemson | 11/16/2023 | * | 32:26 | 3-8 | .375 | 0-3 | .000 | 0-0 | .000 | 2 | 6 | 8 | 4.3 | 2 | 17 | 2 | 0 | 5 | 6 | 8.3 |
| South Dakota St. | 11/20/2023 | * | 29:21 | 9-13 | .692 | 0-2 | .000 | 0-1 | .000 | 2 | 1 | 3 | 4.0 | 0 | 6 | 1 | 0 | 5 | 18 | 10.8 |
| Mississippi Val. | 11/24/2023 | * | 24:25 | 4-5 | .800 | 2-3 | .667 | 2-2 | 1.000 | 1 | 7 | 8 | 4.8 | 0 | 5 | 1 | 0 | 5 | 12 | 11.0 |
| at North Carolina | 11/30/2023 | * | 37:07 | 3-8 | .375 | 0-1 | .000 | 3-6 | .500 | 0 | 7 | 7 | 5.2 | 2 | 2 | 4 | 0 | 3 | 9 | 10.7 |
| at Duke | 12/03/2023 | * | 37:18 | 4-7 | .571 | 3-4 | .750 | 0-0 | .000 | 0 | 4 | 4 | 5.0 | 1 | 4 | 3 | 0 | 2 | 11 | 10.7 |
| Morgan St. | 12/06/2023 | * | 21:04 | 5-5 | 1.000 | 2-2 | 1.000 | 0-0 | .000 | 0 | 2 | 2 | 4.6 | 1 | 5 | 2 | 0 | 2 | 12 | 10.9 |
| vs Utah | 12/10/2023 | * | 32:38 | 1-6 | .167 | 0-2 | .000 | 0-0 | .000 | 0 | 2 | 2 | 4.3 | 2 | 4 | 5 | 0 | 1 | 2 | 9.9 |
| at Bowling Green | 12/19/2023 | * | 23:39 | 2-4 | .500 | 1-2 | .500 | 0-0 | .000 | 0 | 2 | 2 | 4.1 | 2 | 4 | 0 | 0 | 2 | 5 | 9.4 |
| at East Carolina | 12/30/2023 | * | 22:45 | 1-2 | .500 | 0-1 | .000 | 2-4 | .500 | 2 | 5 | 7 | 4.4 | 0 | 3 | 0 | 0 | 1 | 4 | 8.9 |
| at Florida | 01/04/2024 | * | 26:09 | 6-9 | .667 | 0-1 | .000 | 4-4 | 1.000 | 1 | 3 | 4 | 4.3 | 1 | 5 | 1 | 0 | 4 | 16 | 9.5 |
| Mississippi St. | 01/07/2024 | * | 27:13 | 2-8 | .250 | 1-2 | .500 | 2-2 | 1.000 | 1 | 4 | 5 | 4.4 | 1 | 2 | 1 | 0 | 1 | 7 | 9.3 |
| at Missouri | 01/11/2024 | * | 29:01 | 5-9 | .556 | 0-1 | .000 | 0-0 | .000 | 0 | 2 | 2 | 4.2 | 1 | 2 | 2 | 1 | 3 | 10 | 9.4 |
| Kentucky | 01/15/2024 | * | 18:57 | 5-9 | .556 | 1-2 | .500 | 0-0 | .000 | 0 | 3 | 3 | 4.1 | 1 | 6 | 0 | 0 | 2 | 11 | 9.5 |
| at Texas A&M | 01/21/2024 | * | 21:12 | 3-5 | .600 | 0-0 | .000 | 0-0 | .000 | 0 | 0 | 0 | 3.9 | 3 | 4 | 0 | 0 | 1 | 6 | 9.3 |
| at LSU | 01/25/2024 | * | 35:47 | 5-12 | .417 | 0-3 | .000 | 3-4 | .750 | 2 | 7 | 9 | 4.2 | 1 | 4 | 3 | 0 | 0 | 13 | 9.5 |
| Vanderbilt | 01/28/2024 | * | 26:12 | 4-7 | .571 | 2-3 | .667 | 0-0 | .000 | 1 | 2 | 3 | 4.1 | 0 | 7 | 0 | 0 | 1 | 10 | 9.5 |
| at Auburn | 02/01/2024 | * | 26:52 | 4-11 | .364 | 1-3 | .333 | 1-2 | .500 | 1 | 4 | 5 | 4.2 | 0 | 6 | 3 | 0 | 2 | 10 | 9.5 |
| Ole Miss | 02/04/2024 | * | 26:47 | 1-4 | .250 | 0-1 | .000 | 3-6 | .500 | 0 | 4 | 4 | 4.2 | 2 | 6 | 0 | 0 | 2 | 5 | 9.3 |
| Missouri | 02/08/2024 | * | 23:52 | 3-8 | .375 | 0-0 | .000 | 0-1 | .000 | 3 | 5 | 8 | 4.3 | 0 | 2 | 3 | 1 | 4 | 6 | 9.1 |
| UConn | 02/11/2024 | * | 30:43 | 4-10 | .400 | 0-1 | .000 | 2-2 | 1.000 | 2 | 10 | 12 | 4.7 | 0 | 5 | 2 | 0 | 2 | 10 | 9.2 |
| at Tennessee | 02/15/2024 | * | 35:18 | 1-6 | .167 | 0-1 | .000 | 0-0 | .000 | 3 | 12 | 15 | 5.1 | 2 | 5 | 1 | 0 | 1 | 2 | 8.9 |
| Georgia | 02/18/2024 | * | 37:20 | 4-8 | .500 | 1-5 | .200 | 0-0 | .000 | 1 | 4 | 5 | 5.1 | 2 | 2 | 3 | 1 | 1 | 9 | 8.9 |
| Alabama | 02/22/2024 | * | 17:38 | 0-5 | .000 | 0-2 | .000 | 0-2 | .000 | 2 | 3 | 5 | 5.1 | 0 | 2 | 1 | 1 | 2 | 0 | 8.5 |
| at Kentucky | 02/25/2024 | * | 24:49 | 3-5 | .600 | 1-1 | 1.000 | 2-2 | 1.000 | 3 | 3 | 6 | 5.2 | 1 | 5 | 4 | 1 | 2 | 9 | 8.5 |
| at Arkansas | 02/29/2024 | * | 25:00 | 1-5 | .200 | 1-2 | .500 | 1-2 | .500 | 0 | 6 | 6 | 5.2 | 0 | 7 | 1 | 0 | 3 | 4 | 8.4 |
| Tennessee | 03/03/2024 | * | 21:21 | 0-6 | .000 | 0-2 | .000 | 0-0 | .000 | 2 | 6 | 8 | 5.3 | 3 | 4 | 3 | 0 | 1 | 0 | 8.1 |
| vs Texas A&M | 03/08/2024 | * | 29:14 | 3-3 | 1.000 | 0-0 | .000 | 0-0 | .000 | 1 | 5 | 6 | 5.3 | 1 | 5 | 4 | 0 | 0 | 6 | 8.0 |
| vs Tennessee | 03/09/2024 | * | 34:02 | 4-10 | .400 | 1-3 | .333 | 2-2 | 1.000 | 3 | 4 | 7 | 5.4 | 1 | 4 | 0 | 0 | 0 | 11 | 8.1 |
| vs LSU | 03/10/2024 | * | 31:42 | 4-11 | .364 | 1-4 | .250 | 0-0 | .000 | 0 | 5 | 5 | 5.4 | 0 | 5 | 1 | 0 | 1 | 9 | 8.1 |
| Totals | | 29 | 861:03 | 102-227 | .449 | 21-63 | .333 | 27-42 | .643 | 33 | 133 | 166 | 5.4 | 34 | 153 | 54 | 5 | 61 | 252 | 8.1 |

5

TESSA JOHNSON

6-0 • Fr. • Guard • Albertville, Minn.
Major: Psychology



Full Bio



INSTAGRAM: @TessaJohnson4 • X: @TessaJohnsonnn

Career Notables

- Named High School All-American and Minnesota Miss Basketball as a senior (2023) after leading St. Michael-Albertville to its first state title since 2009
- Ranked No. 25 overall in the Class of 2023
- Won 3-point shooting contest at 2023 McDonald's All-America weekend
- Missed her sophomore season with a broke leg, but came back as a junior to help team to a state runner-up finish

Season Highlights

- Has played in 29 games, missing three (11/16-24) with an injury, averaging 16.4 minutes
- Scored six of her eight points in the SEC Tournament semifinal against Tennessee (Mar. 9) in an 8-2 run that opened the second quarter
- Had a huge first half against Texas A&M (Mar. 8), posting her first career block while adding seven of her 13 points in a 12-2 run that broke open a 17-17 tie, finishing in a new career-high 28 minutes on the floor
- Was hot from beyond the arc at Arkansas (Feb. 29), finishing with 12 points on a career-high four made 3s, tying a team season-high for 3-point percentage at .800 (4-of-5)
- Finished with a new SEC career-high 12 points against Alabama (Feb. 22), including five in the first three minutes of the second quarter to help turn a five-point lead into a 14-point advantage
- Hit a 3 against #11/9 UConn (Feb. 11) to cap a 13-2 run by the Gamecocks in the third quarter to finish with nine points
- Hit a pair of 3s against Missouri (Feb. 8) with one rounding out the final quarter in addition to dishing out four of her new career-high five assists in the final 10 minutes
- Knocked down a 3 as part of an 8-0 run to end the second quarter against Ole Miss (Feb. 4), in addition to finishing with a new SEC career-high five boards
- Had a huge third quarter against Kentucky (Jan. 15), scoring nine of her SEC career-high 11 points, hitting all three of her attempts from behind the arc in the period
- Added eight points to her SEC debut at Florida (Jan. 4)
- Turned in her best shooting game of the season with 5-of-6 accuracy, including 3-of-4 from 3-point range, against Presbyterian (Dec. 16)
- Was efficient against Morgan State (Dec. 6) with her career-best 16 points coming on 7-of-9 shooting, including 2-of-2 from 3-point range in her first career start
- Scored six of her 12 points against #14/11 Maryland (Nov. 12) in the first half, including a 3 from the left corner that started a 17-4 run that delivered a 12-point halftime lead

Awards

- High School**
 McDonald's All-America (2023)
 All-USA TODAY Team (2023)
 WBCA Honorable Mention All-America (2023)
 Minnesota Gatorade Player of the Year (2023)
 MGBCA Miss Basketball (2023)

Miscellaneous

| | Season | Career | Record |
|----------------|--------|--------|--------|
| 10+ Points | 7 | 7 | 7-0 |
| Tm-High Points | 1 | 1 | 1-0 |

Career Highs

Pts.....16 vs. Morgan State, 12/6/23
 FG.....7 vs. Morgan State, 12/6/23
 FGA.....9, 2x, last at Florida, 1/4/24
 3FG.....4 at Arkansas 2/29/24
 3FGA.....5, 3x, last at Arkansas 2/29/24
 FT.....4, 2x, last vs. LSU, 3/10/24
 FTA.....4, 3x, last vs. LSU, 3/10/24
 Reb.....7 vs. Maryland, 11/12/23
 Off Reb.....2, vs. Missouri, 2/8/24
 Blk.....1 vs. Texas A&M, 3/8/24
 Stl.....3, 2x, last vs. Georgia, 2/22/24
 Asst.....5 vs. Missouri, 2/8/24
 Min.....28 vs. Texas A&M, 3/8/24

SEC Career Highs

Pts.....12, 2x, last at Arkansas, 2/29/24
 FG.....4, 2x, last at Arkansas, 2/29/24
 FGA.....9 at Florida, 1/4/24
 3FG.....4 at Arkansas, 2/29/24
 3FGA.....5, 2x, last at Arkansas, 2/29/24
 FT.....4 vs. Alabama, 2/22/24
 FTA.....4 vs. Alabama, 2/22/24
 Reb.....5, 3x, last at Arkansas 2/29/24
 Off Reb.....2 vs. Missouri, 2/8/24
 Blk.....
 Stl.....3 vs. Alabama, 2/22/24
 Asst.....5 vs. Missouri, 2/8/24
 Min.....24 vs. Kentucky, 1/15/24

2023-24 GAME-BY-GAME

| Opponent | Date | GS | MIN | FG-FGA | PCT | 3FG-3FGA | PCT | FT-FTA | PCT | OFF | DEF | TOT | AVG | PF | A | TO | BLK | STL | PTS | AVG | |
|-------------------|------------|----|-----------------|---------------|-------------|--------------|-------------|--------------|-------------|----------|-----------|-----------|------------|-----------|-----------|-----------|----------|-----------|------------|------------|-----|
| vs Notre Dame | 11/06/2023 | | 12:28 | 0-2 | .000 | 0-1 | .000 | 1-2 | .500 | 0 | 0 | 0 | 0.0 | 1 | 2 | 1 | 0 | 1 | 1 | 1.0 | |
| Maryland | 11/12/2023 | | 18:32 | 4-7 | .571 | 2-4 | .500 | 2-3 | .667 | 0 | 7 | 7 | 3.5 | 3 | 4 | 2 | 0 | 3 | 12 | 6.5 | |
| at North Carolina | 11/30/2023 | | 09:24 | 0-0 | .000 | 0-0 | .000 | 0-0 | .000 | 0 | 0 | 0 | 2.0 | 0 | 0 | 2 | 0 | 0 | 0 | 4.3 | |
| at Duke | 12/03/2023 | | 04:41 | 0-2 | .000 | 0-1 | .000 | 0-0 | .000 | 1 | 0 | 1 | 2.0 | 0 | 0 | 0 | 0 | 0 | 0 | 3.3 | |
| Morgan St. | 12/06/2023 | * | 26:09 | 7-9 | .778 | 2-2 | 1.000 | 0-0 | .000 | 0 | 1 | 1 | 1.8 | 0 | 1 | 0 | 0 | 1 | 16 | 5.8 | |
| vs Utah | 12/10/2023 | | 07:48 | 1-2 | .500 | 0-1 | .000 | 0-0 | .000 | 0 | 0 | 0 | 1.5 | 0 | 0 | 0 | 0 | 1 | 2 | 5.2 | |
| Presbyterian | 12/16/2023 | | 24:42 | 5-6 | .833 | 3-4 | .750 | 0-0 | .000 | 0 | 1 | 1 | 1.4 | 0 | 3 | 3 | 0 | 2 | 13 | 6.3 | |
| at Bowling Green | 12/19/2023 | | 13:12 | 1-2 | .500 | 0-0 | .000 | 2-2 | 1.000 | 1 | 0 | 1 | 1.4 | 2 | 0 | 0 | 0 | 0 | 4 | 6.0 | |
| at East Carolina | 12/30/2023 | | 20:53 | 0-5 | .000 | 0-2 | .000 | 0-0 | .000 | 0 | 2 | 2 | 1.4 | 1 | 0 | 2 | 0 | 0 | 0 | 5.3 | |
| at Florida | 01/04/2024 | | 20:23 | 3-9 | .333 | 0-3 | .000 | 2-2 | 1.000 | 0 | 1 | 1 | 1.4 | 0 | 1 | 1 | 0 | 0 | 8 | 5.6 | |
| Mississippi St. | 01/07/2024 | | 16:17 | 2-3 | .667 | 0-1 | .000 | 0-0 | .000 | 0 | 1 | 1 | 1.4 | 0 | 2 | 0 | 0 | 1 | 4 | 5.5 | |
| at Missouri | 01/11/2024 | | 16:32 | 2-8 | .250 | 1-3 | .333 | 1-1 | 1.000 | 0 | 1 | 1 | 1.3 | 0 | 0 | 0 | 0 | 1 | 6 | 5.5 | |
| Kentucky | 01/15/2024 | | 24:03 | 4-7 | .571 | 3-4 | .750 | 0-0 | .000 | 0 | 2 | 2 | 1.4 | 0 | 0 | 3 | 0 | 2 | 11 | 5.9 | |
| at Texas A&M | 01/21/2024 | | 04:23 | 0-0 | .000 | 0-0 | .000 | 0-0 | .000 | 0 | 0 | 0 | 1.3 | 0 | 1 | 0 | 0 | 0 | 0 | 5.5 | |
| at LSU | 01/25/2024 | | 05:02 | 0-1 | .000 | 0-0 | .000 | 0-0 | .000 | 0 | 0 | 0 | 1.2 | 0 | 0 | 0 | 0 | 0 | 0 | 5.1 | |
| Vanderbilt | 01/28/2024 | | 13:03 | 2-2 | 1.000 | 1-1 | 1.000 | 1-2 | .500 | 0 | 1 | 1 | 1.2 | 0 | 0 | 0 | 0 | 1 | 6 | 5.2 | |
| at Auburn | 02/01/2024 | | 16:14 | 2-6 | .333 | 1-4 | .250 | 3-3 | 1.000 | 0 | 2 | 2 | 1.2 | 0 | 1 | 1 | 0 | 0 | 8 | 5.4 | |
| Ole Miss | 02/04/2024 | | 22:31 | 1-2 | .500 | 1-2 | .500 | 0-0 | .000 | 1 | 4 | 5 | 1.4 | 1 | 2 | 0 | 0 | 0 | 3 | 5.2 | |
| Missouri | 02/08/2024 | | 22:34 | 2-5 | .400 | 2-5 | .400 | 0-0 | .000 | 2 | 3 | 5 | 1.6 | 0 | 5 | 0 | 0 | 2 | 6 | 5.3 | |
| UConn | 02/11/2024 | | 15:34 | 2-6 | .333 | 2-5 | .400 | 3-4 | .750 | 0 | 2 | 2 | 1.7 | 1 | 0 | 0 | 0 | 0 | 9 | 5.5 | |
| at Tennessee | 02/15/2024 | | 10:54 | 1-5 | .200 | 0-1 | .000 | 1-2 | .500 | 0 | 0 | 0 | 1.6 | 0 | 0 | 0 | 0 | 0 | 3 | 5.3 | |
| Georgia | 02/18/2024 | | 05:40 | 0-1 | .000 | 0-1 | .000 | 0-0 | .000 | 0 | 0 | 0 | 1.5 | 0 | 0 | 1 | 0 | 0 | 0 | 5.1 | |
| Alabama | 02/22/2024 | | 22:11 | 3-4 | .750 | 2-2 | 1.000 | 4-4 | 1.000 | 0 | 4 | 4 | 1.6 | 2 | 1 | 2 | 0 | 3 | 12 | 5.4 | |
| at Kentucky | 02/25/2024 | | 21:14 | 2-4 | .500 | 1-1 | 1.000 | 0-0 | .000 | 0 | 1 | 1 | 1.6 | 1 | 3 | 2 | 0 | 1 | 5 | 5.4 | |
| at Arkansas | 02/29/2024 | | 19:35 | 4-5 | .800 | 4-5 | .800 | 0-0 | .000 | 1 | 4 | 5 | 1.7 | 2 | 1 | 4 | 0 | 0 | 12 | 5.6 | |
| Tennessee | 03/03/2024 | | 17:58 | 2-5 | .400 | 0-1 | .000 | 0-0 | .000 | 0 | 2 | 2 | 1.7 | 0 | 2 | 1 | 0 | 1 | 4 | 5.6 | |
| vs Texas A&M | 03/08/2024 | | 27:42 | 3-5 | .600 | 1-2 | .500 | 6-7 | .857 | 1 | 1 | 2 | 1.7 | 1 | 0 | 2 | 1 | 0 | 13 | 5.9 | |
| vs Tennessee | 03/09/2024 | | 19:54 | 3-8 | .375 | 0-2 | .000 | 2-2 | 1.000 | 1 | 0 | 1 | 1.7 | 3 | 3 | 1 | 0 | 1 | 8 | 5.9 | |
| vs LSU | 03/10/2024 | | 16:17 | 0-0 | .000 | 0-0 | .000 | 4-4 | 1.000 | 0 | 0 | 0 | 1.7 | 0 | 0 | 0 | 0 | 1 | 0 | 4 | 5.9 |
| Totals | | | 1 475:49 | 56-121 | .463 | 26-58 | .448 | 32-38 | .842 | 8 | 40 | 48 | 1.7 | 18 | 32 | 28 | 2 | 21 | 170 | 5.9 | |

CAREER STATS

| SEASON | TEAM | GP-GS | MIN/AVG | FG-FGA | FG% | 3FG-3FGA | 3FG% | FT-FTA | FT% | OFF | DEF | TOT | AVG | PF-FO | A | TO | BLK | STL | PTS | AVG |
|--------------|------|-------------|-----------------|---------------|-------------|--------------|-------------|--------------|-------------|----------|-----------|-----------|------------|-------------|-----------|-----------|----------|-----------|------------|------------|
| 2023-24 | USC | 29-1 | 476/16.4 | 56-121 | .463 | 26-58 | .448 | 32-38 | .842 | 8 | 40 | 48 | 1.7 | 18-0 | 32 | 28 | 2 | 21 | 170 | 5.9 |
| TOTAL | | 29-1 | 476/16.4 | 56-121 | .463 | 26-58 | .448 | 32-38 | .842 | 8 | 40 | 48 | 1.7 | 18-0 | 32 | 28 | 2 | 21 | 170 | 5.9 |

21 CHLOE KITTS

6-2 • So. • Forward • Oviedo, Fla.
Major: Mass Communications



Full Bio



INSTAGRAM: @Chloe.Kitts • **X:** @Chloe1Kitts

Career Notables

- Has been part of two SEC regular-season championships (2023, 2024), two SEC Tournament titles (2023, 2024) and an NCAA Final Four (2023)
- Ranked No. 17 overall in the Class of 2023 ... graduated early to enroll at South Carolina for the Spring 2023 semester, arriving on campus Dec. 13

Season Highlights

- Has played in all but one game – at Auburn (illness)
- Went a perfect 3-for-3 in the third quarter of the SEC Tournament semifinal against Tennessee (Mar. 9) to grab six of her eight points and give South Carolina a 10-point lead
- Dominated the first quarter at Kentucky (Feb. 25) with six points and four rebounds in just six minutes on the court en route to her fourth double-double of the season, including her SEC-career high 12 rebounds
- Turned up the energy in the third quarter against Georgia (Feb. 18), knocking down eight of her 12 points as part of a 13-3 run that put the Gamecocks back on top after the halftime deficit
- Rounded out the first half against #11/9 UConn (Feb. 11) a perfect 3-for-3 from the field, tallying six of her 14 points in just eight minutes in the second period as part of a 13-5 run
- Scored half of the team's 18 first-quarter points at #9/9 LSU (Jan. 25) on 4-of-4 shooting, including her first 3-pointer of the season, in the period en route to a team-high 14 points for the game
- Picked up her first career SEC double-double at Texas A&M (Jan. 21), scoring nine of her 13 points in just third-quarter six minutes in addition to dishing out a team and career-high five assists
- Turned in her first career 20-point game with 21 at Bowling Green (Dec. 19) to lead the team in scoring for the first time in her career
- Scored all 11 of her points at #24/24 North Carolina (Nov. 30) in the second half, including five in the final 3:47, highlighted by hitting both free throws to make it a five-point game with 24 seconds to play
- Needed just 21 minutes to record her first career double-double in a 13-point, 10-rebound effort against #14/11 Maryland (Nov. 12), powering home eight of her points in just six minutes of the second quarter to guide Gamecocks to a 12-point halftime lead
- Drew her first career start in the season opener against #10/10 Notre Dame (Nov. 6), adding five points on perfect field goal and free throw shooting in the final three minutes of the pivotal second quarter that gave the Gamecocks a 48-33 halftime lead

Awards

High School

MaxPreps Junior All-America Second Team (2021-22)

USA Basketball

2023 FIBA U19 World Cup, gold medal
2022 FIBA U18 AmeriCup, gold medal

Miscellaneous

| | Season | Career | Record |
|-----------------|--------|--------|--------|
| Double-Doubles | 4 | 4 | 4-0 |
| 20+ Points | 1 | 1 | 1-0 |
| 10+ Points | 16 | 17 | 17-0 |
| 10+ Rebounds | 6 | 6 | 6-0 |
| Tm-High Points | 2 | 2 | 2-0 |
| Tm-High Rebs. | 6 | 6 | 6-0 |
| Tm-High Assists | 3 | 3 | 3-0 |

Career Highs

Pts..... 21 at Bowling Green, 12/19/23
 FG..... 10 at Bowling Green, 12/19/23
 FGA..... 12, 2x, last at Bowling Green, 12/19/23
 3FG..... 1, 2x, last at LSU, 1/25/24
 3FGA..... 1, 6x, last at LSU, 1/25/24
 FT..... 5, 2x, last at East Carolina, 12/30/23
 FTA..... 6, 5x, last at East Carolina, 12/30/23
 Reb..... 14 vs. Morgan State., 12/6/23
 Off Reb..... 4, 3x, last at East Carolina, 12/30/23
 Blk..... 5 vs. Missouri, 2/8/24
 Stl..... 2, 3x, last vs. Alabama, 2/22/24
 Asst..... 5, 2x, last at Kentucky, 2/25/24
 Min..... 31 at Duke, 12/3/23

SEC Career Highs

Pts..... 14 at LSU, 1/25/24
 FG..... 6, 3x, last vs. Missouri, 2/8/24
 FGA..... 10, 4x, last at Kentucky, 2/25/24
 3FG..... 1 at LSU, 1/25/24
 3FGA..... 1, 3x, last at LSU, 1/25/24
 FT..... 3, 2x, last vs. Alabama, 2/22/24
 FTA..... 4, 3x, last vs. Alabama, 2/22/24
 Reb..... 12 at Kentucky, 2/25/24
 Off Reb..... 3, 3x, last vs. Alabama, 2/22/24
 Blk..... 5 vs. Missouri, 2/8/24
 Stl..... 2, 2x, last vs. Alabama, 2/22/24
 Asst..... 5, 2x, last at Kentucky 2/25/24
 Min..... 27 vs Georgia, 2/18/24

NCAA Tournament Career Highs

Pts..... 2, vs. Norfolk St., 3/17/23
 FG.....
 FGA..... 1, vs. Norfolk St., 3/17/23
 FT..... 2, vs. Norfolk St., 3/17/23
 FTA..... 2, vs. Norfolk St., 3/17/23
 Reb..... 1, 2x, last vs. UCLA, 3/25/23
 Off Reb..... 1, vs. UCLA, 3/25/23
 Blk.....
 Stl..... 1, vs. Norfolk St., 3/17/23
 Asst..... 1, vs. South Florida, 3/19/23
 Min..... 6, vs. Norfolk St., 3/17/23

2023-24 GAME-BY-GAME

| Opponent | Date | GS | MIN | FG-FGA | PCT | 3FG-3FGA | PCT | FT-FTA | PCT | OFF | DEF | TOT | AVG | PF | A | TO | BLK | STL | PTS | AVG | |
|-------------------|------------|----|-----------|---------------|----------------|-------------|------------|-------------|--------------|-------------|-----------|------------|------------|------------|-----------|-----------|-----------|-----------|-----------|------------|------------|
| vs Notre Dame | 11/06/2023 | * | 12:55 | 2-3 | .667 | 0-0 | .000 | 3-3 | 1.000 | 0 | 1 | 1 | 1.0 | 1 | 2 | 1 | 2 | 0 | 7 | 7.0 | |
| Maryland | 11/12/2023 | * | 20:38 | 5-11 | .455 | 0-0 | .000 | 3-6 | .500 | 3 | 7 | 10 | 5.5 | 0 | 1 | 0 | 1 | 1 | 13 | 10.0 | |
| Clemson | 11/16/2023 | * | 10:28 | 5-6 | .833 | 0-0 | .000 | 2-3 | .667 | 1 | 1 | 2 | 4.3 | 0 | 1 | 0 | 0 | 1 | 12 | 10.7 | |
| South Dakota St. | 11/20/2023 | * | 19:05 | 2-7 | .286 | 0-1 | .000 | 1-4 | .250 | 3 | 6 | 9 | 5.5 | 2 | 0 | 1 | 1 | 0 | 5 | 9.3 | |
| Mississippi Val. | 11/24/2023 | * | 18:50 | 4-7 | .571 | 0-0 | .000 | 3-4 | .750 | 1 | 4 | 5 | 5.4 | 1 | 1 | 0 | 2 | 0 | 11 | 9.6 | |
| at North Carolina | 11/30/2023 | * | 19:49 | 3-10 | .300 | 0-0 | .000 | 5-6 | .833 | 1 | 2 | 3 | 5.0 | 2 | 0 | 2 | 0 | 0 | 11 | 9.8 | |
| at Duke | 12/03/2023 | * | 31:16 | 6-12 | .500 | 0-0 | .000 | 2-2 | 1.000 | 1 | 8 | 9 | 5.6 | 2 | 3 | 2 | 1 | 0 | 14 | 10.4 | |
| Morgan St. | 12/06/2023 | * | 19:21 | 2-4 | .500 | 0-0 | .000 | 3-4 | .750 | 3 | 11 | 14 | 6.6 | 0 | 4 | 4 | 0 | 1 | 7 | 10.0 | |
| vs Utah | 12/10/2023 | * | 24:38 | 4-7 | .571 | 0-0 | .000 | 3-6 | .500 | 2 | 5 | 7 | 6.7 | 2 | 4 | 2 | 0 | 0 | 11 | 10.1 | |
| Presbyterian | 12/16/2023 | * | 20:13 | 4-7 | .571 | 0-0 | .000 | 3-6 | .500 | 4 | 6 | 10 | 7.0 | 0 | 2 | 2 | 0 | 0 | 11 | 10.2 | |
| at Bowling Green | 12/19/2023 | * | 22:06 | 10-12 | .833 | 0-0 | .000 | 1-1 | 1.000 | 1 | 5 | 6 | 6.9 | 1 | 1 | 0 | 1 | 1 | 21 | 11.2 | |
| at East Carolina | 12/30/2023 | * | 19:17 | 1-5 | .200 | 0-0 | .000 | 5-6 | .833 | 4 | 6 | 10 | 7.2 | 0 | 3 | 2 | 1 | 0 | 7 | 10.8 | |
| at Florida | 01/04/2024 | * | 14:28 | 1-5 | .200 | 0-0 | .000 | 3-4 | .750 | 2 | 5 | 7 | 7.2 | 2 | 1 | 0 | 0 | 0 | 5 | 10.4 | |
| Mississippi St. | 01/07/2024 | * | 16:15 | 5-10 | .500 | 0-0 | .000 | 2-2 | 1.000 | 3 | 1 | 4 | 6.9 | 2 | 0 | 2 | 0 | 1 | 12 | 10.5 | |
| at Missouri | 01/11/2024 | * | 20:43 | 1-2 | .500 | 0-0 | .000 | 0-0 | .000 | 3 | 2 | 2 | 6.6 | 3 | 0 | 2 | 0 | 0 | 2 | 9.9 | |
| Kentucky | 01/15/2024 | * | 14:08 | 4-5 | .800 | 0-0 | .000 | 1-2 | .500 | 1 | 3 | 4 | 6.4 | 0 | 0 | 1 | 1 | 2 | 9 | 9.9 | |
| at Texas A&M | 01/21/2024 | * | 20:51 | 6-8 | .750 | 0-0 | .000 | 1-1 | 1.000 | 1 | 9 | 10 | 6.6 | 3 | 5 | 2 | 1 | 1 | 13 | 10.1 | |
| at LSU | 01/25/2024 | * | 21:37 | 6-9 | .667 | 1-1 | 1.000 | 1-4 | .250 | 2 | 1 | 3 | 6.4 | 2 | 1 | 1 | 0 | 0 | 14 | 10.3 | |
| Vanderbilt | 01/28/2024 | * | 17:54 | 1-5 | .200 | 0-0 | .000 | 0-0 | .000 | 1 | 3 | 4 | 6.3 | 2 | 1 | 1 | 1 | 0 | 2 | 9.8 | |
| Ole Miss | 02/04/2024 | * | 14:53 | 1-3 | .333 | 0-0 | .000 | 0-0 | .000 | 1 | 1 | 2 | 6.1 | 1 | 0 | 3 | 0 | 1 | 2 | 9.5 | |
| Missouri | 02/08/2024 | * | 23:13 | 6-10 | .600 | 0-0 | .000 | 0-0 | .000 | 3 | 5 | 8 | 6.2 | 0 | 2 | 2 | 5 | 0 | 12 | 9.6 | |
| UConn | 02/11/2024 | * | 29:22 | 7-11 | .636 | 0-0 | .000 | 0-0 | .000 | 2 | 2 | 4 | 6.1 | 5 | 1 | 3 | 1 | 0 | 14 | 9.8 | |
| at Tennessee | 02/15/2024 | * | 16:15 | 3-6 | .500 | 0-0 | .000 | 0-0 | .000 | 2 | 2 | 4 | 6.0 | 2 | 2 | 4 | 0 | 1 | 6 | 9.6 | |
| Georgia | 02/18/2024 | * | 26:43 | 5-10 | .500 | 0-0 | .000 | 2-2 | 1.000 | 1 | 6 | 7 | 6.0 | 1 | 2 | 3 | 0 | 1 | 12 | 9.7 | |
| Alabama | 02/22/2024 | * | 20:45 | 3-8 | .375 | 0-0 | .000 | 3-4 | .750 | 3 | 4 | 7 | 6.1 | 2 | 2 | 0 | 1 | 2 | 9 | 9.7 | |
| at Kentucky | 02/25/2024 | * | 25:10 | 5-10 | .500 | 0-0 | .000 | 0-2 | .000 | 0 | 12 | 12 | 6.3 | 1 | 5 | 1 | 2 | 0 | 10 | 9.7 | |
| at Arkansas | 02/29/2024 | * | 17:18 | 4-6 | .667 | 0-0 | .000 | 2-2 | 1.000 | 2 | 3 | 5 | 6.3 | 2 | 2 | 1 | 0 | 1 | 10 | 9.7 | |
| Tennessee | 03/03/2024 | * | 13:06 | 0-3 | .000 | 0-0 | .000 | 0-0 | .000 | 0 | 2 | 2 | 6.1 | 3 | 0 | 1 | 0 | 0 | 0 | 9.4 | |
| vs Texas A&M | 03/08/2024 | * | 17:53 | 4-8 | .500 | 0-0 | .000 | 0-1 | .000 | 2 | 4 | 6 | 6.1 | 3 | 1 | 2 | 0 | 0 | 8 | 9.3 | |
| vs Tennessee | 03/09/2024 | * | 17:14 | 4-6 | .667 | 0-0 | .000 | 0-0 | .000 | 2 | 4 | 6 | 6.1 | 1 | 0 | 0 | 0 | 1 | 8 | 9.3 | |
| vs LSU | 03/10/2024 | * | 13:47 | 2-3 | .667 | 0-0 | .000 | 2-2 | 1.000 | 1 | 3 | 4 | 6.0 | 2 | 0 | 2 | 0 | 0 | 6 | 9.2 | |
| Totals | | | 28 | 589:31 | 116-219 | .530 | 1-2 | .500 | 51-77 | .662 | 53 | 134 | 187 | 6.0 | 48 | 47 | 47 | 21 | 15 | 284 | 9.2 |

CAREER STATS

| SEASON | TEAM | GP-GS | MIN/AVG | FG-FGA | FG% | 3FG-3FGA | 3FG% | FT-FTA | FT% | OFF | DEF | TOT | AVG | PF-FO | A | TO | BLK | STL | PTS | AVG |
|--------------|------|--------------|-----------------|----------------|-------------|------------|-------------|--------------|-------------|-----------|------------|------------|------------|-------------|-----------|-----------|-----------|-----------|------------|------------|
| 2022-23 | USC | 18-0 | 124/6.9 | 12-32 | .375 | 1-4 | .250 | 4-8 | .500 | 9 | 20 | 29 | 1.6 | 11-0 | 12 | 8 | 1 | 4 | 29 | 1.6 |
| 2023-24 | USC | 31-28 | 590/19.0 | 116-219 | .530 | 1-2 | .500 | 51-77 | .662 | 53 | 134 | 187 | 6.0 | 48-1 | 47 | 47 | 21 | 15 | 284 | 9.2 |
| TOTAL | | 49-28 | 714/14.6 | 128-251 | .510 | 2-6 | .333 | 55-85 | .647 | 62 | 154 | 216 | 4.4 | 59-1 | 59 | 55 | 22 | 19 | 313 | 6.4 |

O

TE-HINA PAOPAO

5-9 • Sr. • Guard • Oceanside, Calif.
Major: Sociology



Full Bio



INSTAGRAM: @TeHinaPaopao • X: @TeHinaPaopa0

Awards

At South Carolina

- All-America Second Team (2024, USBWA)
- All-America Honorable Mention (2024, AP)
- All-SEC Second Team (2024)
- 2024 Nancy Lieberman Finalist

At Oregon

- 2x All-Pac-12 First Team (2022, 2021)
- All-Pac-12 Honorable Mention (2023)
- Pac-12 All-Freshman Team (2021)

High School

- McDonald's All-America (2020)

Miscellaneous

| | Season | Career | Record |
|-----------------|--------|--------|--------|
| Double-Doubles | 0 | 1* | 1-0 |
| 20+ Points | 1 | 12* | 10-2 |
| 10+ Points | 20 | 71* | 56-15 |
| 5+ Assists | 11 | 36* | 32-4 |
| Tm-High Points | 4 | 25* | 16-9 |
| Tm-High Rebs. | 0 | 7* | 3-4 |
| Tm-High Assists | 9 | 51* | 38-13 |

* indicates occurred at least once at previous NCAA Div. I school

In the Gamecock Record Book

Season

- 10th – 3-Pt field goals made in a season (73 in 2023-24)
- 4th – Assist-to-turnover ratio in an SEC season (2.70 (62:23) in 2023-24)

Career Notables

- Scored her 1,000th career point against Clemson (Nov. 16)
- Three-time All-Pac-12 selection while at Oregon, helping Ducks to a pair of NCAA Tournament appearances
- In 2022-23, led Oregon in 3-point shooting with 2.3 made 3s per game on 42.4 percent shooting, which ranked second and fourth in the Pac-12, respectively
- Ranked No. 11 overall player in Class of 2020
- Led La Jolla Country Day to No. 1 national ranking and 32-1 record as a senior

Season Highlights

- Has started every game she has played, missing one game due to injury (South Dakota St.)
- Is third in the nation in 3-point percentage ... is second in the SEC in made threes per game (2.4), fourth in assist-to-turnover ratio (2.4) and ninth in assists per game (3.7)
- Ranks second in the SEC in player offensive rating (125.0)
- Team's top scorer against ranked opponents with 14.6 points per game while averaging 4.7 assists
- Sank three straight 3s at Kentucky (Feb. 25) in under a minute in the third quarter for nine of her 11 points
- Tallied all 15 of her points against Georgia (Feb. 18) from behind the arc, including back-to-back 3s to double the lead to 12 with four minutes left in the game
- Scored 16 of her season-high 21 points against #11/9 UConn (Feb. 11) in the first half, finishing with five made 3s – the most by a Gamecock this season
- Racked up seven of her nine points including a 3 against Vanderbilt (Jan. 28) in the second quarter as part of a 19-5 run, and all within just four minutes on the court
- Scored all seven of her fourth-quarter points at #9/9 LSU (Jan. 25) during an 11-4 run that opened the period and gave the Gamecocks their first lead since the game's opening minutes
- Bookended a 12-3 run that closed the first half at Missouri (Jan. 11) with a floater and a 3-pointer from the left wing that turned a four-point lead into a 13-point halftime advantage
- Added five to a 17-8 run against Mississippi State (Jan. 7) to extend the Gamecocks' lead by 27 in the final quarter, finishing in double digits for the 11th time this season in 13 games
- Set the tone early at Florida (Jan. 4) with 12 points in the first quarter on 4-of-4 3-point shooting, finishing with a team-high 17 points
- Named Basketball Hall of Fame Women's Showcase Game MVP with clutch shooting and solid defense against #11/7 Utah (Dec. 12), scoring seven of her 15 points in the fourth quarter and drawing an offensive foul with 56 seconds to play and the Utes within five ... earning SEC Player of the Week and a spot on that week's NCAA's Starting 5
- Scored 10 of the team's 20 third-quarter points at Duke (Dec. 3) on perfect shooting (3-3 FG, 2-2 3FG, 2-2 FT) to help hold off the Blue Devils' rally
- Hit a pair of 3s in the third quarter at #24/24 North Carolina (Nov. 30), including one that gave the Gamecocks their first lead with 5:48 to go in the period ... hit another from the top of the key with 5:34 left in the game to turn a two-point lead into a five-point advantage
- Hit a sterling 4-of-5 from 3-point range against Clemson (Nov. 16), including 3-of-3 accuracy in the first quarter, to record her fourth-straight 14-point game and reach the 1,000-point plateau for her career

Career Highs

| | |
|---------|--|
| Pts | 28 vs. Stanford, 3/2/23* |
| FG | 9, 2x, last vs. North Dakota St., 3/17/23* |
| FGA | 21 at Oregon St., 2/11/22* |
| 3FG | 7, 2x, last vs. Stanford, 3/2/23* |
| 3FGA | 11, 2x, last vs. Georgia, 2/18/24* |
| FT | 6, 2x, last at Oregon State, 2/11/22* |
| FTA | 6, 3x, last at Duke, 12/3/23* |
| Reb | 9 vs. Stanford, 2/15/21* |
| Off Reb | 5 at Southern University, 11/14/22* |
| Blk | 2, 3x, last vs. Utah, 2/5/23* |
| Stl | 4, 2x, last vs. Seattle, 11/12/22* |
| Asst | 10 vs. San Diego, 3/23/23* |
| Min | 43 vs. Arizona, 1/15/22* |

SEC Career Highs

| | |
|---------|------------------------------------|
| Pts | 17 at Florida, 1/4/24 |
| FG | 6, 2x, last at Missouri, 1/11/24 |
| FGA | 12, 4x, last vs. Tennessee, 3/3/24 |
| 3FG | 5 vs. Georgia, 2/18/24 |
| 3FGA | 11 vs. Georgia, 2/18/24 |
| FT | 4 vs. Kentucky, 1/15/24 |
| FTA | 4 vs. Kentucky, 1/15/24 |
| Reb | 6 at Missouri, 1/11/24 |
| Off Reb | 1, 4x, last vs. Tennessee, 3/3/24 |
| Blk | 1, 4x, last at Kentucky, 2/25/24 |
| Stl | 2, 2x, last vs. Alabama, 2/22/24 |
| Asst | 6 at LSU, 1/25/24 |
| Min | 39 at LSU, 1/25/24 |

NCAA Tournament Career Highs

| | |
|---------|-------------------------|
| Pts | 18 vs. Mercer, 3/19/22* |
| FG | 8 vs. Mercer, 3/19/22* |
| FGA | 17 vs. Mercer, 3/19/22* |
| 3FG | 2 vs. Mercer, 3/19/22* |
| 3FGA | 8 vs. Mercer, 3/19/22* |
| Reb | 6 vs. Mercer, 3/19/22* |
| Off Reb | 2 vs. Mercer, 3/19/22* |
| Blks | 1 vs. Mercer, 3/19/22 * |
| Stl | 2 vs. Mercer, 3/19/22* |
| Asst | 2 vs. Mercer, 3/19/22* |
| Min | 41 vs. Mercer, 3/19/22* |

* indicates occurred at least once at previous NCAA Div. I school

CAREER STATS

| SEASON | TEAM | GP-GS | MIN | AVG | FG-FGA | FG% | 3FG-3FGA | 3FG% | FT-FTA | FT% | OFF | DEF | TOT | AVG | PF-FO | A | TO | BLK | STL | PTS | AVG |
|----------------------|--------|----------------|-------------|-------------|-----------------|-------------|----------------|-------------|----------------|-------------|-----------|------------|------------|------------|--------------|------------|------------|-----------|------------|-------------|-------------|
| 2020-21 | Oregon | 19-19 | 540 | 28.4 | 78-180 | .433 | 30-76 | .395 | 8-10 | .800 | 14 | 47 | 61 | 3.2 | 27-0 | 84 | 35 | 5 | 27 | 194 | 10.2 |
| 2021-22 | Oregon | 23-22 | 752 | 32.7 | 118-305 | .387 | 36-120 | .300 | 40-46 | .870 | 21 | 71 | 92 | 4.0 | 29-0 | 76 | 46 | 3 | 25 | 312 | 13.6 |
| 2022-23 | Oregon | 35-35 | 1139 | 32.5 | 166-377 | .440 | 81-191 | .424 | 44-50 | .880 | 38 | 110 | 148 | 4.2 | 36-0 | 117 | 64 | 11 | 45 | 457 | 13.1 |
| 2023-24 | USC | 31-31 | 857 | 27.6 | 123-267 | .461 | 73-155 | .471 | 25-29 | .862 | 7 | 76 | 83 | 2.7 | 17-0 | 116 | 49 | 6 | 26 | 344 | 11.1 |
| TOTAL FOR USC | | 31-31 | 857 | 27.6 | 123-267 | .461 | 73-155 | .471 | 25-29 | .862 | 7 | 76 | 83 | 2.7 | 17-0 | 116 | 49 | 6 | 26 | 344 | 11.1 |
| TOTAL | | 108-107 | 3288 | 30.4 | 485-1129 | .430 | 220-542 | .406 | 117-135 | .867 | 80 | 304 | 384 | 3.6 | 109-0 | 393 | 194 | 25 | 123 | 1307 | 12.1 |

- Exploded for nine of her 14 points against #14/11 Maryland in the second quarter with all three 3s coming in a 20-5 run over the final 3:43 of the period that tied the game and established a 12-point halftime lead
- Got the team off to a solid start in the season opener in Paris against #10/10 Notre Dame (Nov. 6) with seven points on 3-of-4 shooting, two assists and two steals in the opening quarter

2023-24 GAME-BY-GAME

| Opponent | Date | GS | MIN | FG-FGA | PCT | 3FG-3FGA | PCT | FT-FTA | PCT | OFF | DEF | TOT | AVG | PF | A | TO | BLK | STL | PTS | AVG | |
|-------------------|------------|----|-----------|---------------|----------------|-------------|---------------|-------------|--------------|-------------|----------|-----------|-----------|------------|-----------|------------|-----------|----------|-----------|------------|-------------|
| vs Notre Dame | 11/06/2023 | * | 27:28 | 6-10 | .600 | 2-4 | .500 | 0-0 | .000 | 0 | 3 | 3 | 3.0 | 1 | 6 | 1 | 0 | 3 | 14 | 14.0 | |
| Maryland | 11/12/2023 | * | 29:55 | 5-12 | .417 | 4-8 | .500 | 0-0 | .000 | 0 | 0 | 0 | 1.5 | 1 | 8 | 3 | 0 | 1 | 14 | 14.0 | |
| Clemson | 11/16/2023 | * | 19:19 | 5-8 | .625 | 4-5 | .800 | 0-0 | .000 | 1 | 2 | 3 | 2.0 | 0 | 1 | 2 | 0 | 0 | 14 | 14.0 | |
| Mississippi Val. | 11/24/2023 | * | 20:40 | 4-7 | .571 | 2-5 | .400 | 0-0 | .000 | 1 | 7 | 8 | 3.5 | 0 | 1 | 1 | 1 | 0 | 10 | 13.0 | |
| at North Carolina | 11/30/2023 | * | 37:02 | 5-14 | .357 | 3-6 | .500 | 1-2 | .500 | 0 | 5 | 5 | 3.8 | 1 | 4 | 0 | 0 | 1 | 14 | 13.2 | |
| at Duke | 12/03/2023 | * | 26:01 | 3-7 | .429 | 2-4 | .500 | 4-6 | .667 | 1 | 0 | 1 | 3.3 | 0 | 1 | 3 | 0 | 0 | 12 | 13.0 | |
| Morgan St. | 12/06/2023 | * | 22:47 | 4-6 | .667 | 2-4 | .500 | 2-2 | 1.000 | 0 | 1 | 1 | 3.0 | 0 | 5 | 1 | 0 | 1 | 12 | 12.9 | |
| vs Utah | 12/10/2023 | * | 35:02 | 6-11 | .545 | 3-7 | .429 | 0-0 | .000 | 0 | 3 | 3 | 3.0 | 2 | 2 | 3 | 0 | 3 | 15 | 13.1 | |
| Presbyterian | 12/16/2023 | * | 23:20 | 2-6 | .333 | 2-4 | .500 | 0-0 | .000 | 0 | 2 | 2 | 2.9 | 0 | 6 | 1 | 0 | 2 | 6 | 12.3 | |
| at Bowling Green | 12/19/2023 | * | 25:52 | 4-6 | .667 | 4-6 | .667 | 0-0 | .000 | 0 | 4 | 4 | 3.0 | 0 | 6 | 0 | 0 | 1 | 12 | 12.3 | |
| at East Carolina | 12/30/2023 | * | 18:53 | 3-7 | .429 | 3-5 | .600 | 0-0 | .000 | 0 | 1 | 1 | 2.8 | 0 | 2 | 2 | 0 | 1 | 9 | 12.0 | |
| at Florida | 01/04/2024 | * | 22:10 | 6-8 | .750 | 4-5 | .800 | 1-1 | 1.000 | 0 | 3 | 3 | 2.8 | 1 | 4 | 4 | 0 | 1 | 17 | 12.4 | |
| Mississippi St. | 01/07/2024 | * | 29:30 | 5-9 | .556 | 2-4 | .500 | 0-0 | .000 | 0 | 3 | 3 | 2.8 | 0 | 5 | 2 | 0 | 2 | 12 | 12.4 | |
| at Missouri | 01/11/2024 | * | 30:48 | 6-10 | .600 | 3-4 | .750 | 0-0 | .000 | 1 | 5 | 6 | 3.1 | 1 | 3 | 0 | 1 | 1 | 15 | 12.6 | |
| Kentucky | 01/15/2024 | * | 24:40 | 4-5 | .800 | 2-3 | .667 | 4-4 | 1.000 | 0 | 3 | 3 | 3.1 | 0 | 5 | 3 | 0 | 1 | 14 | 12.7 | |
| at Texas A&M | 01/21/2024 | * | 27:11 | 4-7 | .571 | 1-3 | .333 | 1-1 | 1.000 | 0 | 1 | 1 | 2.9 | 0 | 5 | 1 | 0 | 0 | 10 | 12.5 | |
| at LSU | 01/25/2024 | * | 38:37 | 4-12 | .333 | 2-7 | .286 | 2-2 | 1.000 | 0 | 0 | 0 | 2.8 | 1 | 6 | 2 | 0 | 0 | 12 | 12.5 | |
| Vanderbilt | 01/28/2024 | * | 31:13 | 4-12 | .333 | 1-7 | .143 | 0-0 | .000 | 0 | 2 | 2 | 2.7 | 0 | 4 | 0 | 0 | 0 | 9 | 12.3 | |
| at Auburn | 02/01/2024 | * | 25:09 | 1-6 | .167 | 1-4 | .250 | 2-2 | 1.000 | 1 | 2 | 3 | 2.7 | 1 | 3 | 3 | 0 | 1 | 5 | 11.9 | |
| Ole Miss | 02/04/2024 | * | 25:03 | 4-11 | .364 | 1-4 | .250 | 2-3 | .667 | 0 | 3 | 3 | 2.8 | 1 | 3 | 0 | 0 | 0 | 11 | 11.9 | |
| Missouri | 02/08/2024 | * | 22:57 | 2-4 | .500 | 2-4 | .500 | 0-0 | .000 | 0 | 2 | 2 | 2.7 | 1 | 1 | 0 | 0 | 0 | 6 | 11.6 | |
| UConn | 02/11/2024 | * | 31:34 | 8-12 | .667 | 5-7 | .714 | 0-0 | .000 | 0 | 3 | 3 | 2.7 | 1 | 2 | 3 | 0 | 1 | 21 | 12.0 | |
| at Tennessee | 02/15/2024 | * | 34:24 | 2-9 | .222 | 0-3 | .000 | 0-0 | .000 | 0 | 0 | 0 | 2.6 | 2 | 4 | 0 | 1 | 1 | 4 | 11.7 | |
| Georgia | 02/18/2024 | * | 32:42 | 5-12 | .417 | 5-11 | .455 | 0-0 | .000 | 0 | 2 | 2 | 2.6 | 0 | 2 | 2 | 0 | 0 | 15 | 11.8 | |
| Alabama | 02/22/2024 | * | 26:32 | 2-7 | .286 | 1-3 | .333 | 0-0 | .000 | 0 | 3 | 3 | 2.6 | 1 | 4 | 2 | 1 | 2 | 5 | 11.5 | |
| at Kentucky | 02/25/2024 | * | 21:39 | 4-5 | .800 | 3-4 | .750 | 0-0 | .000 | 1 | 1 | 2 | 2.6 | 0 | 4 | 2 | 1 | 1 | 11 | 11.5 | |
| at Arkansas | 02/29/2024 | * | 26:58 | 3-5 | .600 | 2-4 | .500 | 0-0 | .000 | 0 | 4 | 4 | 2.6 | 2 | 5 | 2 | 0 | 0 | 8 | 11.4 | |
| Tennessee | 03/03/2024 | * | 34:24 | 5-12 | .417 | 2-5 | .400 | 2-2 | 1.000 | 1 | 3 | 4 | 2.7 | 0 | 4 | 0 | 0 | 0 | 14 | 11.5 | |
| vs Texas A&M | 03/08/2024 | * | 25:10 | 2-8 | .250 | 2-4 | .500 | 2-2 | 1.000 | 0 | 4 | 4 | 2.7 | 0 | 2 | 2 | 0 | 0 | 8 | 11.3 | |
| vs Tennessee | 03/09/2024 | * | 27:31 | 1-8 | .125 | 1-4 | .250 | 0-0 | .000 | 0 | 2 | 2 | 2.7 | 0 | 3 | 2 | 1 | 0 | 3 | 11.1 | |
| vs LSU | 03/10/2024 | * | 32:29 | 4-11 | .364 | 2-7 | .286 | 2-2 | 1.000 | 0 | 2 | 2 | 2.7 | 0 | 5 | 2 | 0 | 2 | 12 | 11.1 | |
| Totals | | | 31 | 857:00 | 123-267 | .461 | 73-155 | .471 | 25-29 | .862 | 7 | 76 | 83 | 2.7 | 17 | 116 | 49 | 6 | 26 | 344 | 11.1 |

35 SAKIMA WALKER

6-5 • Sr. • Center • Columbus, Ohio
Major: Services Management



Full Bio



Awards

At Northwest Florida State
NJCAA D1 Player of the Year (2023)
NJCAA Tournament MVP (2023)

High School

OHSBCA Player of the Year (2020)

Miscellaneous

| | Season | Career | Record |
|----------------|--------|--------|--------|
| 10+ Points | 2 | 7* | 6-1 |
| Tm-High Points | 0 | 1* | 1-0 |
| Tm-High Rebs. | 0 | 1* | 1-0 |

Career Highs

Pts.....13 vs. Wagner, 12/18/21*

FG.....5, 4x, last vs. Wagner, 12/18/21*

FGA.....10 at Penn State, 12/9/21*

FT.....4 vs. Presbyterian, 12/16/23

FTA.....5 vs. Central Connecticut St., 12/14/21*

Reb.....8 vs. Sacred Heart, 12/20/20*

Off Reb.....4 vs. Central Connecticut St., 12/14/21*

Blk.....3, 2x, last vs. Alabama, 2/22/24*

Stl.....3, 3x, last vs. Central Connecticut St., 12/14/21*

Asst.....2 vs. Hampton, 12/18/20*

Min.....24 at Penn State, 12/9/21*

* indicates occurred at least once at previous NCAA Div. I school

Career Notables

- Led Northwest Florida State to 2023 NJCAA National Championship and picked up NJCAA D1 Player of the Year honors in her lone season there after transferring from Rutgers
- Ranked the No. 7 post player in the Class of 2020
- Led Africentric Early College to back-to-back Division III Ohio State Championships (2019, 2020)

Season Highlights

- Has played in 28 games this season, including 11 SEC contests, averaging 7.6 minutes
- Dished out an assist and grabbed two boards in three minutes on the court in the SEC Tournament title game against #8/5 LSU (Mar. 10)
- Had a team and career-high three blocks against Alabama (Feb. 22) in a new SEC-high 17 minutes on the floor
- Played in a new SEC career-high 12 minutes against Missouri (Feb. 8), grabbing four points to tie her SEC career high and dishing out two assists
- Grabbed a point and new SEC career-high two steals against Ole Miss (Feb. 4) in just four minutes on the court
- Tied her SEC career-high four points at Auburn (Feb. 1) as part of a 19-9 fourth-quarter run ... set new SEC career-high of four boards (three offensive)
- Tallied a new SEC career-high four points going a perfect 2-for-2 at Texas A&M (Jan. 21) in five minutes on the floor
- Played an SEC career-high 10 minutes against Kentucky (Jan. 15)
- Knocked down her first bucket in SEC play against Mississippi State (Jan. 7) in addition to a block in just over three minutes on the court
- Had a Gamecock career game in just 11 minutes against Presbyterian (Dec. 16) with all 12 of her points coming in the fourth quarter
- Scored double-figures for the first time as a Gamecock with 10 points against Clemson (Nov. 16) on a perfect 4-of-4 from the field and 2-of-2 from the free throw line
- Made her Gamecock debut with nine minutes in Paris against #10/10 Notre Dame

2023-24 GAME-BY-GAME

| Opponent | Date | GS | MIN | FG-FGA | PCT | 3FG-3FGA | PCT | FT-FTA | PCT | OFF | DEF | TOT | AVG | PF | A | TO | BLK | STL | PTS | AVG |
|-------------------|------------|----------|---------------|--------------|-------------|------------|-------------|--------------|-------------|-----------|-----------|-----------|------------|-----------|----------|-----------|-----------|----------|-----------|------------|
| vs Notre Dame | 11/06/2023 | | 08:35 | 0-1 | .000 | 0-0 | .000 | 0-0 | .000 | 0 | 1 | 1 | 1.0 | 1 | 0 | 2 | 0 | 0 | 0 | 0.0 |
| Maryland | 11/12/2023 | | 03:46 | 0-0 | .000 | 0-0 | .000 | 3-4 | .750 | 1 | 0 | 1 | 1.0 | 0 | 0 | 0 | 0 | 0 | 3 | 1.5 |
| Clemson | 11/16/2023 | | 15:29 | 4-4 | 1.000 | 0-0 | .000 | 2-2 | 1.000 | 1 | 5 | 6 | 2.7 | 3 | 0 | 0 | 1 | 0 | 10 | 4.3 |
| South Dakota St. | 11/20/2023 | | 07:38 | 0-0 | .000 | 0-0 | .000 | 0-0 | .000 | 0 | 1 | 1 | 2.3 | 0 | 0 | 0 | 1 | 1 | 0 | 3.3 |
| Mississippi Val. | 11/24/2023 | | 10:46 | 1-1 | 1.000 | 0-0 | .000 | 2-2 | 1.000 | 1 | 4 | 5 | 2.8 | 0 | 0 | 0 | 0 | 0 | 4 | 3.4 |
| at North Carolina | 11/30/2023 | | 04:29 | 0-1 | .000 | 0-0 | .000 | 0-0 | .000 | 0 | 0 | 0 | 2.3 | 1 | 0 | 1 | 0 | 0 | 0 | 2.8 |
| at Duke | 12/03/2023 | | 02:23 | 0-1 | .000 | 0-0 | .000 | 0-0 | .000 | 0 | 0 | 0 | 2.0 | 1 | 0 | 1 | 0 | 0 | 0 | 2.4 |
| Morgan St. | 12/06/2023 | * | 15:19 | 0-0 | .000 | 0-0 | .000 | 0-0 | .000 | 0 | 1 | 1 | 1.9 | 1 | 0 | 0 | 1 | 0 | 0 | 2.1 |
| vs Utah | 12/10/2023 | | 03:08 | 1-1 | 1.000 | 0-0 | .000 | 0-0 | .000 | 1 | 0 | 1 | 1.8 | 1 | 0 | 1 | 0 | 0 | 2 | 2.1 |
| Presbyterian | 12/16/2023 | | 11:22 | 4-6 | .667 | 0-0 | .000 | 4-4 | 1.000 | 1 | 0 | 1 | 1.7 | 0 | 0 | 0 | 1 | 2 | 12 | 3.1 |
| at Bowling Green | 12/19/2023 | | 13:50 | 0-2 | .000 | 0-0 | .000 | 2-2 | 1.000 | 0 | 0 | 0 | 1.5 | 1 | 0 | 1 | 0 | 1 | 2 | 3.0 |
| at East Carolina | 12/30/2023 | | 10:38 | 0-2 | .000 | 0-0 | .000 | 0-2 | .000 | 0 | 3 | 3 | 1.7 | 2 | 0 | 0 | 1 | 0 | 0 | 2.8 |
| at Florida | 01/04/2024 | | 03:32 | 0-2 | .000 | 0-0 | .000 | 0-0 | .000 | 1 | 1 | 2 | 1.7 | 0 | 0 | 1 | 0 | 0 | 0 | 2.5 |
| Mississippi St. | 01/07/2024 | | 03:49 | 1-2 | .500 | 0-0 | .000 | 0-0 | .000 | 0 | 0 | 0 | 1.6 | 0 | 0 | 1 | 1 | 0 | 2 | 2.5 |
| Kentucky | 01/15/2024 | | 10:00 | 0-1 | .000 | 0-0 | .000 | 0-0 | .000 | 0 | 1 | 1 | 1.5 | 0 | 0 | 1 | 0 | 0 | 0 | 2.3 |
| at Texas A&M | 01/21/2024 | | 05:41 | 2-2 | 1.000 | 0-0 | .000 | 0-0 | .000 | 0 | 0 | 0 | 1.4 | 2 | 0 | 0 | 0 | 0 | 4 | 2.4 |
| at Auburn | 02/01/2024 | | 09:51 | 2-3 | .667 | 0-0 | .000 | 0-0 | .000 | 3 | 1 | 4 | 1.6 | 1 | 0 | 0 | 0 | 0 | 4 | 2.5 |
| Ole Miss | 02/04/2024 | | 04:27 | 0-0 | .000 | 0-0 | .000 | 1-2 | .500 | 0 | 0 | 0 | 1.5 | 0 | 0 | 0 | 0 | 2 | 1 | 2.4 |
| Missouri | 02/08/2024 | | 12:26 | 2-4 | .500 | 0-0 | .000 | 0-1 | .000 | 0 | 1 | 1 | 1.5 | 0 | 0 | 0 | 1 | 0 | 4 | 2.5 |
| UConn | 02/11/2024 | | 06:26 | 0-0 | .000 | 0-0 | .000 | 0-0 | .000 | 0 | 0 | 0 | 1.4 | 0 | 0 | 0 | 1 | 0 | 0 | 2.4 |
| Georgia | 02/18/2024 | | 03:32 | 0-0 | .000 | 0-0 | .000 | 0-0 | .000 | 0 | 0 | 0 | 1.3 | 0 | 0 | 1 | 0 | 0 | 0 | 2.3 |
| Alabama | 02/22/2024 | | 17:23 | 0-1 | .000 | 0-0 | .000 | 0-0 | .000 | 2 | 1 | 3 | 1.4 | 2 | 1 | 1 | 3 | 1 | 0 | 2.2 |
| at Kentucky | 02/25/2024 | | 11:12 | 2-3 | .667 | 0-0 | .000 | 0-0 | .000 | 0 | 2 | 2 | 1.4 | 5 | 1 | 0 | 1 | 0 | 4 | 2.3 |
| at Arkansas | 02/29/2024 | | 08:19 | 2-3 | .667 | 0-0 | .000 | 0-0 | .000 | 1 | 1 | 2 | 1.5 | 2 | 0 | 2 | 0 | 0 | 4 | 2.3 |
| Tennessee | 03/03/2024 | | 02:28 | 0-0 | .000 | 0-0 | .000 | 0-0 | .000 | 0 | 0 | 0 | 1.4 | 0 | 0 | 0 | 0 | 0 | 0 | 2.2 |
| vs Texas A&M | 03/08/2024 | | 00:51 | 0-0 | .000 | 0-0 | .000 | 0-0 | .000 | 0 | 0 | 0 | 1.3 | 0 | 0 | 0 | 0 | 0 | 0 | 2.2 |
| vs Tennessee | 03/09/2024 | | 01:16 | 0-0 | .000 | 0-0 | .000 | 0-0 | .000 | 0 | 0 | 0 | 1.3 | 1 | 0 | 2 | 0 | 0 | 0 | 2.1 |
| vs LSU | 03/10/2024 | | 02:55 | 0-1 | .000 | 0-0 | .000 | 0-0 | .000 | 1 | 1 | 2 | 1.3 | 1 | 1 | 0 | 0 | 0 | 0 | 2.0 |
| Totals | | 1 | 211:32 | 21-41 | .512 | 0-0 | .000 | 14-19 | .737 | 13 | 24 | 37 | 1.3 | 25 | 3 | 15 | 12 | 7 | 56 | 2.0 |

CAREER STATS

| SEASON | TEAM | GP-GS | MIN/AVG | FG-FGA | FG% | 3FG-3FGA | 3FG% | FT-FTA | FT% | OFF | DEF | TOT | AVG | PF-FO | A | TO | BLK | STL | PTS | AVG |
|----------------------|------|-------------|----------------|---------------|-------------|------------|-------------|--------------|-------------|-----------|-----------|------------|------------|-------------|----------|-----------|-----------|-----------|------------|------------|
| 2020-21 | RU | 15-0 | 144/9.6 | 20-27 | .741 | 0-0 | .000 | 9-13 | .692 | 14 | 17 | 31 | 2.1 | 16-0 | 4 | 16 | 5 | 4 | 49 | 3.3 |
| 2021-22 | RU | 17-2 | 199/11.7 | 35-71 | .493 | 0-0 | .000 | 10-21 | .476 | 17 | 31 | 48 | 2.8 | 10-0 | 2 | 14 | 9 | 14 | 80 | 4.7 |
| 2023-24 | USC | 28-1 | 212/7.6 | 21-41 | .512 | 0-0 | .000 | 14-19 | .737 | 13 | 24 | 37 | 1.3 | 25-1 | 3 | 15 | 12 | 7 | 56 | 2.0 |
| TOTAL FOR USC | | 28-1 | 212/7.6 | 21-41 | .512 | 0-0 | .000 | 14-19 | .737 | 13 | 24 | 37 | 1.3 | 25-1 | 3 | 15 | 12 | 7 | 56 | 2.0 |
| TOTAL | | 60-3 | 555/9.2 | 76-139 | .547 | 0-0 | .000 | 33-53 | .623 | 44 | 72 | 116 | 1.9 | 51-1 | 9 | 45 | 26 | 25 | 185 | 3.1 |

SEC Career Highs

Pts.....4, 5x, last at Arkansas, 2/29/24

FG.....2, 5x, last at Arkansas, 2/29/24

FGA.....4 vs. Missouri, 2/8/24

FT.....1 vs. Ole Miss, 2/4/24

FTA.....2 vs. Ole Miss, 2/4/24

Reb.....4 at Auburn, 2/1/24

Off Reb.....3 at Auburn, 2/1/24

Blk.....3, vs. Alabama, 2/22/24

Stl.....1 vs. Alabama, 2/22/24

Asst.....2 vs. Missouri, 2/8/24

Min.....17 vs. Alabama, 2/22/24

NCAA Tournament Career Highs

Pts.....2 vs. BYU, 3/22/21*

FG.....1 vs. BYU, 3/22/21*

FGA.....2 vs. BYU, 3/22/21*

3FG.....

3FGA.....

FT.....

FTA.....

Reb.....1 vs. BYU, 3/22/21*

Off Reb.....1 vs. BYU, 3/22/21*

Blk.....

Stl.....

Asst.....

Min.....

* indicates occurred at least once at previous NCAA Div. I school

2

ASHLYN WATKINS

6-3 • So. • Forward • Columbia, S.C.
Major: Mathematics



Full Bio



Awards

At South Carolina
All-SEC Second Team (2024)

High School

McDonald's All-America (2022) – won dunk contest

In the Gamecock Record Book

Season

8th – Blocked shots in a season (77 in 2023-24)

Miscellaneous

| | Season | Career | Record |
|------------------|--------|--------|--------|
| Double-Doubles | 8 | 10 | 10-0 |
| 20+ Points | 1 | 1 | 1-0 |
| 10+ Points | 18 | 25 | 25-0 |
| 10+ Rebounds | 9 | 11 | 11-0 |
| 5+ Blocks | 5 | 5 | 5-0 |
| Tm-High Points | 2 | 4 | 4-0 |
| Tm-High Rebounds | 9 | 10 | 10-0 |

Career Highs

Pts.....21 at Arkansas, 2/29/24
 FG.....9 at Arkansas, 2/29/24
 FGA.....12, 4x, last at Arkansas, 2/29/24
 3FG.....1 at Clemson, 11/17/22
 3FGA.....1, 2x, last vs. Missouri, 2/8/24
 FT.....6 vs. Alabama, 2/22/24
 FTA.....8 vs Alabama, 2/22/24
 Reb.....15 at Auburn, 2/2/24
 Off Reb.....7 vs. Maryland, 11/12/23
 Blk.....6, 2x, last at Florida, 1/4/24
 Stl.....4, 2x, last at Tennessee, 2/15/24
 Asst.....4 at Kentucky, 2/25/24
 Min.....31 at Auburn, 2/1/24

SEC Career Highs

Pts.....21 at Arkansas, 2/29/24
 FG.....9 at Arkansas, 2/29/24
 FGA.....12, 2x, last at Arkansas, 2/29/24
 3FG.....
 3FGA.....1 vs. Missouri, 2/8/24
 FT.....6 vs. Alabama, 2/22/24
 FTA.....8 vs. Alabama, 2/22/24
 Reb.....15 at Auburn, 2/1/24
 Off Reb.....6, vs. Florida, 2/16/23
 Blk.....6 at Florida, 1/4/24
 Stl.....4 at Tennessee, 2/15/24
 Asst.....4 at Kentucky, 2/25/24
 Min.....31 at Auburn, 2/1/24

NCAA Tournament Career Highs

Pts.....5 vs. Norfolk St., 3/17/23
 FG.....2, 2x, last vs. South Florida, 3/19/23
 FGA.....5 vs. Norfolk St., 3/17/23
 FT.....1 vs. Norfolk St., 3/17/23
 FTA.....4 vs. Norfolk St., 3/17/23
 Reb.....4 vs. Norfolk St., 3/17/23
 Off Reb.....1 vs. Norfolk St., 3/17/23
 Blk.....3 vs. Norfolk St., 3/17/23
 Stl.....2 vs. Norfolk St., 3/17/23
 Asst.....
 Min.....16 vs. Norfolk St., 3/17/23

Career Notables

- Part of two SEC regular-season championships (2023, 2024), two SEC Tour. titles (2023, 2024) and a Final Four (2023)
- Became first Gamecock in program history to dunk with her fourth-quarter slam at Clemson (Nov. 17, 2022)
- Ranked No.4 post player and No. 12 player overall in Class of 2022

Season Highlights

- Ranks 17th in the nation in blocks per game (2.4, 2nd in SEC) ... is 11th in the SEC in rebounds per game and ninth in offensive rebounds per game (2.8) ... 3rd in the nation in player defensive rating (67.7)
- Added a team-high five blocks in SEC Tour. title game against #8/5 LSU (Mar. 10) including three in the final quarter
- Scored eight of her 13 points in the fourth quarter against Tennessee (Mar. 3), including six straight in the final 3:15 after the Lady Vols had cut the lead to five
- Scored a career-high 21 points at Arkansas (Feb. 29) with 13 coming in the first half and finished with a double-double
- Led the team in scoring with 14 against Alabama (Feb. 22), including eight in the decisive second quarter en route to her seventh double-double (10 rebounds)
- Swiped her career-high fourth steal to launch a 14-6 run that closed out the win at Tennessee (Feb. 15), finishing with an SEC career-high 14 points and 10 boards for her sixth double-double of the season and third in five games
- Stuffed the stat sheet against #11/9 UConn (Feb. 11) scoring in double figures for the fourth time in the last five games (15 pts) and grabbing nine boards while adding two steals and a team-high three blocks
- Was a stat-stuffer at Auburn (Feb. 1), putting up a new SEC career-high 14 points and career-high 15 rebounds en route to her fourth double-double of the season, in addition to a team-high five blocks and three steals ... six of her boards came in just the first five minutes of the game
- Threw down the program's first dunk in Colonial Life Arena, second in program history, against Kentucky (Jan. 15) as part of her eighth double-figure scoring game
- Scored three of her eight points against #11/7 Utah (Dec. 10) during an 8-0 run late in the first quarter that turned a two-point game into a nine-point halftime lead ... doubled the Gamecocks' four-point lead late in the third with a pair of putbacks on back-to-back possessions ... blocked a shot midway through the fourth to preserve the Gamecocks' three-point lead
- Capped her 10-point outing at #24/24 North Carolina (Nov. 30) with a pair of free throws with 14 seconds left to clinch the victory ... opened the fourth with back-to-back buckets after the Tar Heels had closed within two points

2023-24 GAME-BY-GAME

| Opponent | Date | GS | MIN | FG-FGA | PCT | 3FG-3FGA | PCT | FT-FTA | PCT | OFF | DEF | TOT | AVG | PF | A | TO | BLK | STL | PTS | AVG | |
|-------------------|------------|----------|---------------|----------------|-------------|------------|-------------|--------------|-------------|-----------|------------|------------|------------|-----------|-----------|-----------|-----------|-----------|------------|------------|--|
| vs Notre Dame | 11/06/2023 | 17:49 | 3-4 | .750 | 0-0 | .000 | 1-1 | 1.000 | 1 | 4 | 5 | 5.0 | 3 | 2 | 1 | 4 | 0 | 7 | 7.0 | | |
| Maryland | 11/12/2023 | 16:39 | 5-10 | .500 | 0-0 | .000 | 3-5 | .600 | 7 | 4 | 11 | 8.0 | 4 | 2 | 0 | 5 | 1 | 13 | 10.0 | | |
| Clemson | 11/16/2023 | 24:46 | 6-10 | .600 | 0-0 | .000 | 0-0 | .000 | 6 | 4 | 10 | 8.7 | 0 | 1 | 0 | 4 | 1 | 12 | 10.7 | | |
| South Dakota St. | 11/20/2023 | 18:25 | 4-9 | .444 | 0-0 | .000 | 2-2 | 1.000 | 2 | 3 | 5 | 7.8 | 2 | 3 | 2 | 3 | 4 | 8 | 10.0 | | |
| Mississippi Val. | 11/24/2023 | 20:29 | 7-8 | .875 | 0-0 | .000 | 0-2 | .000 | 2 | 5 | 7 | 7.6 | 1 | 1 | 3 | 3 | 1 | 14 | 10.8 | | |
| at North Carolina | 11/30/2023 | 18:13 | 4-8 | .500 | 0-0 | .000 | 2-2 | 1.000 | 1 | 3 | 4 | 7.0 | 4 | 0 | 1 | 1 | 0 | 10 | 10.7 | | |
| at Duke | 12/03/2023 | 07:18 | 1-1 | 1.000 | 0-0 | .000 | 0-2 | .000 | 1 | 3 | 4 | 6.6 | 0 | 2 | 0 | 2 | 0 | 1 | 2 | 9.4 | |
| Morgan St. | 12/06/2023 | 09:24 | 4-7 | .571 | 0-0 | .000 | 0-0 | .000 | 1 | 3 | 4 | 6.3 | 1 | 1 | 0 | 2 | 3 | 8 | 9.3 | | |
| vs Utah | 12/10/2023 | 17:33 | 3-4 | .750 | 0-0 | .000 | 2-4 | .500 | 3 | 3 | 6 | 6.2 | 3 | 0 | 1 | 2 | 0 | 8 | 9.1 | | |
| Presbyterian | 12/16/2023 | 22:15 | 4-7 | .571 | 0-0 | .000 | 2-4 | .500 | 5 | 7 | 12 | 6.8 | 3 | 1 | 0 | 6 | 2 | 10 | 9.2 | | |
| at Bowling Green | 12/19/2023 | 17:54 | 4-7 | .571 | 0-0 | .000 | 1-2 | .500 | 3 | 5 | 8 | 6.9 | 3 | 0 | 3 | 1 | 0 | 9 | 9.2 | | |
| at East Carolina | 12/30/2023 | 12:20 | 4-7 | .571 | 0-0 | .000 | 3-6 | .500 | 2 | 3 | 5 | 6.8 | 5 | 1 | 1 | 2 | 0 | 11 | 9.3 | | |
| at Florida | 01/04/2024 | 25:32 | 3-8 | .375 | 0-0 | .000 | 0-0 | .000 | 2 | 6 | 8 | 6.8 | 2 | 1 | 0 | 6 | 0 | 6 | 9.1 | | |
| Mississippi St. | 01/07/2024 | 27:22 | 3-8 | .375 | 0-0 | .000 | 3-5 | .600 | 4 | 6 | 10 | 7.1 | 4 | 1 | 1 | 3 | 1 | 9 | 9.1 | | |
| at Missouri | 01/11/2024 | 29:57 | 5-10 | .500 | 0-0 | .000 | 0-0 | .000 | 2 | 4 | 6 | 7.0 | 2 | 1 | 0 | 2 | 1 | 10 | 9.1 | | |
| Kentucky | 01/15/2024 | 18:18 | 4-6 | .667 | 0-0 | .000 | 2-2 | 1.000 | 2 | 6 | 8 | 7.1 | 0 | 3 | 1 | 2 | 2 | 10 | 9.2 | | |
| at Texas A&M | 01/21/2024 | 15:15 | 1-3 | .333 | 0-0 | .000 | 2-2 | 1.000 | 0 | 6 | 6 | 7.0 | 5 | 2 | 3 | 1 | 0 | 4 | 8.9 | | |
| at LSU | 01/25/2024 | 12:02 | 1-1 | 1.000 | 0-0 | .000 | 0-0 | .000 | 0 | 1 | 1 | 6.7 | 3 | 0 | 1 | 1 | 0 | 2 | 8.5 | | |
| Vanderbilt | 01/28/2024 | 23:27 | 5-6 | .833 | 0-0 | .000 | 1-1 | 1.000 | 2 | 6 | 8 | 6.7 | 2 | 1 | 0 | 3 | 0 | 11 | 8.6 | | |
| at Auburn | 02/01/2024 | * 30:56 | 5-6 | .833 | 0-0 | .000 | 4-5 | .800 | 5 | 10 | 15 | 7.2 | 1 | 0 | 2 | 5 | 3 | 14 | 8.9 | | |
| Ole Miss | 02/04/2024 | * 24:44 | 4-5 | .800 | 0-0 | .000 | 3-6 | .500 | 4 | 6 | 10 | 7.3 | 2 | 1 | 1 | 1 | 1 | 11 | 9.0 | | |
| Missouri | 02/08/2024 | * 26:38 | 4-9 | .444 | 0-1 | .000 | 1-3 | .333 | 5 | 2 | 7 | 7.3 | 2 | 3 | 5 | 3 | 3 | 9 | 9.0 | | |
| UConn | 02/11/2024 | * 29:19 | 7-12 | .583 | 0-0 | .000 | 1-2 | .500 | 3 | 6 | 9 | 7.3 | 3 | 3 | 1 | 3 | 2 | 15 | 9.3 | | |
| at Tennessee | 02/15/2024 | 27:11 | 6-9 | .667 | 0-0 | .000 | 2-6 | .333 | 3 | 7 | 10 | 7.5 | 2 | 1 | 3 | 1 | 4 | 14 | 9.5 | | |
| Georgia | 02/18/2024 | 15:17 | 1-1 | 1.000 | 0-0 | .000 | 1-2 | .500 | 1 | 2 | 3 | 7.3 | 4 | 1 | 0 | 3 | 2 | 3 | 9.2 | | |
| Alabama | 02/22/2024 | * 24:42 | 4-12 | .333 | 0-0 | .000 | 6-8 | .750 | 5 | 5 | 10 | 7.4 | 1 | 0 | 4 | 3 | 0 | 14 | 9.4 | | |
| at Kentucky | 02/25/2024 | * 19:00 | 6-6 | 1.000 | 0-0 | .000 | 1-1 | 1.000 | 0 | 3 | 3 | 7.2 | 2 | 4 | 0 | 1 | 2 | 13 | 9.5 | | |
| at Arkansas | 02/29/2024 | 21:23 | 9-12 | .750 | 0-0 | .000 | 3-5 | .600 | 3 | 8 | 11 | 7.4 | 0 | 0 | 0 | 0 | 1 | 21 | 9.9 | | |
| Tennessee | 03/03/2024 | 19:08 | 5-11 | .455 | 0-0 | .000 | 3-6 | .500 | 4 | 0 | 4 | 7.2 | 3 | 1 | 1 | 0 | 1 | 13 | 10.0 | | |
| vs Texas A&M | 03/08/2024 | 18:54 | 5-11 | .455 | 0-0 | .000 | 0-0 | .000 | 3 | 2 | 5 | 7.2 | 4 | 1 | 4 | 1 | 0 | 10 | 10.0 | | |
| vs Tennessee | 03/09/2024 | 19:58 | 2-4 | .500 | 0-0 | .000 | 2-4 | .500 | 4 | 1 | 5 | 7.1 | 4 | 0 | 1 | 1 | 2 | 6 | 9.9 | | |
| vs LSU | 03/10/2024 | 18:35 | 1-6 | .167 | 0-0 | .000 | 1-2 | .500 | 2 | 4 | 6 | 7.1 | 3 | 0 | 2 | 5 | 1 | 3 | 9.7 | | |
| Totals | | 6 | 650:42 | 130-228 | .570 | 0-1 | .000 | 50-90 | .556 | 88 | 138 | 226 | 7.1 | 78 | 36 | 45 | 77 | 39 | 310 | 9.7 | |

CAREER STATS

| SEASON TEAM | GP-GS | MIN/AVG | Field Goals | | 3-Point | | F-Throws | | Rebounds | | | | Scoring | | | | | | |
|--------------|-------------|-----------------|----------------|-------------|------------|-------------|---------------|-------------|------------|------------|------------|------------|--------------|-----------|-----------|------------|-----------|------------|------------|
| | | | FG-FGA | FG% | 3FG-3FGA | 3FG% | FT-FTA | FT% | OFF | DEF | TOT | AVG | PF | FO | A | TO | BLK | STL | PTS |
| 2022-23 USC | 32-0 | 342/10.7 | 67-119 | .563 | 1-3 | .333 | 23-49 | .469 | 41 | 58 | 99 | 3.1 | 31-0 | 14 | 28 | 25 | 22 | 158 | 4.9 |
| 2023-24 USC | 32-6 | 651/20.3 | 130-228 | .570 | 0-1 | .000 | 50-90 | .556 | 88 | 138 | 226 | 7.1 | 78-2 | 36 | 45 | 77 | 39 | 310 | 9.7 |
| TOTAL | 64-6 | 993/15.5 | 197-347 | .568 | 1-4 | .250 | 73-139 | .525 | 129 | 196 | 325 | 5.1 | 109-2 | 50 | 73 | 102 | 61 | 468 | 7.3 |



Official Basketball Box Score - Final
Notre Dame at South Carolina
11/06/23 Hale Georges Center arena, Paris,
2023-24 Women's Basketball

Game Time: 1:00 PM
Game Duration: 2:03
Attendance: 3,203

Officials: Gina Cross, Maj Forsberg, Angelica Suffren

Table with columns: NO. Name, Min, FG, 3P, FT, Rebounds, Fouls, TP, AS, TO, ST, Blocks, +/-

Shooting By Period table with columns: 1st, 2nd, 3rd, 4th FG%, 3PT%, FT%

Table with columns: NO. Name, Min, FG, 3P, FT, Rebounds, Fouls, TP, AS, TO, ST, Blocks, +/-

Shooting By Period table with columns: 1st, 2nd, 3rd, 4th FG%, 3PT%, FT%

Summary table with columns: UND, USC, Points from Turnovers, Paint, Second Chance, Fast Breaks, Bench



Official Basketball Box Score - Final
Maryland at South Carolina
11/12/23 Colonial Life Arena, Columbia,
2023-24 Women's Basketball

Game Time: 1:00 PM
Game Duration: 1:52
Attendance: 16,007

Officials: Kevin Penhale, Brian Hall, Natasha Curry

Table with columns: NO. Name, Min, FG, 3P, FT, Rebounds, Fouls, TP, AS, TO, ST, Blocks, +/-

Shooting By Period table with columns: 1st, 2nd, 3rd, 4th FG%, 3PT%, FT%

Table with columns: NO. Name, Min, FG, 3P, FT, Rebounds, Fouls, TP, AS, TO, ST, Blocks, +/-

Shooting By Period table with columns: 1st, 2nd, 3rd, 4th FG%, 3PT%, FT%

Summary table with columns: MAR, USC, Points from Turnovers, Paint, Second Chance, Fast Breaks, Bench



Official Basketball Box Score - Final
Clemson at South Carolina
11/16/23 Colonial Life Arena, Columbia,
2023-24 Women's Basketball

Game Time: 7:00 PM
Game Duration: 1:46
Attendance: 16,820

Officials: Roy Gubeyan, Denise Brooks, Tori Paillo

Table with columns: NO. Name, Min, FG, 3P, FT, Rebounds, Fouls, TP, AS, TO, ST, Blocks, +/-

Shooting By Period table with columns: 1st, 2nd, 3rd, 4th FG%, 3PT%, FT%

Table with columns: NO. Name, Min, FG, 3P, FT, Rebounds, Fouls, TP, AS, TO, ST, Blocks, +/-

Shooting By Period table with columns: 1st, 2nd, 3rd, 4th FG%, 3PT%, FT%

Summary table with columns: CLE, USC, Points from Turnovers, Paint, Second Chance, Fast Breaks, Bench



Official Basketball Box Score - Final
South Dakota St. at South Carolina
11/20/23 Colonial Life Arena, Columbia,
2023-24 Women's Basketball

Game Time: 7:00 PM
Game Duration: 1:40
Attendance: 14,799

Officials: Angelica Suffren, Pualani Spurlock-Welsh, Cameron Inouye

Table with columns: NO. Name, Min, FG, 3P, FT, Rebounds, Fouls, TP, AS, TO, ST, Blocks, +/-

Shooting By Period table with columns: 1st, 2nd, 3rd, 4th FG%, 3PT%, FT%

Table with columns: NO. Name, Min, FG, 3P, FT, Rebounds, Fouls, TP, AS, TO, ST, Blocks, +/-

Shooting By Period table with columns: 1st, 2nd, 3rd, 4th FG%, 3PT%, FT%

Summary table with columns: SDS, USC, Points from Turnovers, Paint, Second Chance, Fast Breaks, Bench



Official Basketball Box Score - Final
Mississippi Val. at South Carolina
11/24/23 Colonial Life Arena, Columbia
2023-24 Women's Basketball

Game Time: 1:00 PM
Game Duration: 1:48
Attendance: 14,558

Officials: Katie Lukanich, Charles Watson, Sarah Williams

Table with columns: NO., Name, Min, FG, 3P, FT, Rebounds, Fouls, TP, AS, TO, ST, Blocks, +/-, Shooting By Period (1st-4th, GM, 3PT, FT), Technical Fouls: NONE, Dead Ball Rebounds: 3, 2

Table with columns: NO., Name, Min, FG, 3P, FT, Rebounds, Fouls, TP, AS, TO, ST, Blocks, +/-, Shooting By Period (1st-4th, GM, 3PT, FT), Technical Fouls: NONE, Dead Ball Rebounds: 2, 1

Summary table with columns: MVS, USC, Points from Turnovers, Paint, Second Chance, Fast Breaks, Bench, Period by Period Scoring (1st-4th, TOT)



Official Basketball Box Score - Final
South Carolina at North Carolina
11/30/23 Carmichael Arena, Chapel Hill
2023-24 Women's Basketball

Game Time: 7:00 PM
Game Duration: 2:11
Attendance: 6,319

Officials: Dee Kanter, Denise Brooks, Fatou Cissoko-Shepkins

Table with columns: NO., Name, Min, FG, 3P, FT, Rebounds, Fouls, TP, AS, TO, ST, Blocks, +/-, Shooting By Period (1st-4th, GM, 3PT, FT), Technical Fouls: Watkins 1 #2:09, Dead Ball Rebounds: 4, 0

Table with columns: NO., Name, Min, FG, 3P, FT, Rebounds, Fouls, TP, AS, TO, ST, Blocks, +/-, Shooting By Period (1st-4th, GM, 3PT, FT), Technical Fouls: Kelly 1 #2:09, Dead Ball Rebounds: 3, 1

Summary table with columns: USC, UNC, Points from Turnovers, Paint, Second Chance, Fast Breaks, Bench, Period by Period Scoring (1st-4th, TOT)



Official Basketball Box Score - Final
South Carolina at Duke
12/09/23 Cameron Indoor Stadium, Durham
2023-24 Women's Basketball

Game Time: 1:00 PM
Game Duration: 1:51
Attendance: 5,607

Officials: Joseph Vaszly, Katie Lukanich, Billy Smith

Table with columns: NO., Name, Min, FG, 3P, FT, Rebounds, Fouls, TP, AS, TO, ST, Blocks, +/-, Shooting By Period (1st-4th, GM, 3PT, FT), Technical Fouls: Johnson 2 #0:00, Dead Ball Rebounds: 3, 0

Table with columns: NO., Name, Min, FG, 3P, FT, Rebounds, Fouls, TP, AS, TO, ST, Blocks, +/-, Shooting By Period (1st-4th, GM, 3PT, FT), Technical Fouls: Donovan 2 #0:00, Dead Ball Rebounds: 2, 0

Summary table with columns: SC, DU, Points from Turnovers, Paint, Second Chance, Fast Breaks, Bench, Period by Period Scoring (1st-4th, TOT)



Official Basketball Box Score - Final
Morgan St. at South Carolina
12/06/23 Colonial Life Arena, Columbia
2023-24 Women's Basketball

Game Time: 7:00 PM
Game Duration: 1:41
Attendance: 16,181

Officials: Denise Brooks, Carla Fountain, Nicole Brannon

Table with columns: NO., Name, Min, FG, 3P, FT, Rebounds, Fouls, TP, AS, TO, ST, Blocks, +/-, Shooting By Period (1st-4th, GM, 3PT, FT), Technical Fouls: NONE, Dead Ball Rebounds: 1, 0

Table with columns: NO., Name, Min, FG, 3P, FT, Rebounds, Fouls, TP, AS, TO, ST, Blocks, +/-, Shooting By Period (1st-4th, GM, 3PT, FT), Technical Fouls: NONE, Dead Ball Rebounds: 3, 0

Summary table with columns: MSU, USC, Points from Turnovers, Paint, Second Chance, Fast Breaks, Bench, Period by Period Scoring (1st-4th, TOT)



Official Basketball Box Score - Final
Utah at South Carolina
12/10/23 Morgan Sun Arena, UNC-Chapel Hill
2023-24 Women's Basketball

Game Time: 2:30 PM
Game Duration: 1:53

Officials: Puanani Spurlock-Welch, Tyler Trimble, Mark Resch

Utah - 69 Record: 8-2. Box score table with columns for NO. Name, Min, FG, 3P, FT, Rebounds, Fouls, TP, AS, TO, ST, Blocks, +/-.

Shooting By Period. 1st FG% 7-18 38.9%, 3PT% 2-6 33.3%, FT% 0-0 0%.

Technical Fouls:NONE

Dead Ball Rebounds: 1.0

South Carolina - 78 Record: 9-0. Box score table with columns for NO. Name, Min, FG, 3P, FT, Rebounds, Fouls, TP, AS, TO, ST, Blocks, +/-.

Shooting By Period. 1st FG% 11-15 73.3%, 3PT% 3-6 60.0%, FT% 2-3 66.7%.

Technical Fouls:NONE

Dead Ball Rebounds: 2.0

Summary table with columns: Biggest lead, Best Scoring Run, Lead Changes, Times Tied, Time with Lead.



Official Basketball Box Score - Final
Presbyterian at South Carolina
12/16/23 Colonial Life Arena, Columbia
2023-24 Women's Basketball

Game Time: 1:00 PM
Game Duration: 1:58
Attendance: 15,176

Officials: Felicia Griner, Ryan Durham, Leah Laine

Presbyterian - 29 Record: 8-4. Box score table with columns for NO. Name, Min, FG, 3P, FT, Rebounds, Fouls, TP, AS, TO, ST, Blocks, +/-.

Shooting By Period. 1st FG% 6-19 31.6%, 3PT% 1-4 25.0%, FT% 2-2 100%.

Technical Fouls:NONE

Dead Ball Rebounds: 4.2

South Carolina - 99 Record: 10-0. Box score table with columns for NO. Name, Min, FG, 3P, FT, Rebounds, Fouls, TP, AS, TO, ST, Blocks, +/-.

Shooting By Period. 1st FG% 13-18 72.2%, 3PT% 5-7 71.4%, FT% 5-6 83.3%.

Technical Fouls:NONE

Dead Ball Rebounds: 6.0

Summary table with columns: Biggest lead, Best Scoring Run, Lead Changes, Times Tied, Time with Lead.



Official Basketball Box Score - Final
South Carolina at Bowling Green
12/19/23 Stron Center, Bowling Green
2023-24 Women's Basketball

Game Time: 7:00 PM
Game Duration: 1:48
Attendance: 4,195

Officials: Michael McConnell, Nykisha Thompson, Michele Del Duco

South Carolina - 93 Record: 11-0. Box score table with columns for NO. Name, Min, FG, 3P, FT, Rebounds, Fouls, TP, AS, TO, ST, Blocks, +/-.

Shooting By Period. 1st FG% 10-16 62.5%, 3PT% 5-7 71.4%, FT% 3-3 100%.

Technical Fouls:NONE

Dead Ball Rebounds: 1.0

Bowling Green - 62 Record: 6-3. Box score table with columns for NO. Name, Min, FG, 3P, FT, Rebounds, Fouls, TP, AS, TO, ST, Blocks, +/-.

Shooting By Period. 1st FG% 5-12 41.7%, 3PT% 3-8 37.5%, FT% 5-6 83.3%.

Technical Fouls:NONE

Dead Ball Rebounds: 3.0

Summary table with columns: Biggest lead, Best Scoring Run, Lead Changes, Times Tied, Time with Lead.



Official Basketball Box Score - Final
South Carolina at East Carolina
12/30/23 Mirges Coliseum, Greenville
2023-24 Women's Basketball

Game Time: 12:00 PM
Game Duration: 2:05
Attendance: 5,717

Officials: Puanani Spurlock-Welch, Carla Fountain, John Caporino

South Carolina - 73 Record: 12-0. Box score table with columns for NO. Name, Min, FG, 3P, FT, Rebounds, Fouls, TP, AS, TO, ST, Blocks, +/-.

Shooting By Period. 1st FG% 4-15 26.7%, 3PT% 1-3 33.3%, FT% 5-8 62.5%.

Technical Fouls:NONE

Dead Ball Rebounds: 8.2

East Carolina - 36 Record: 7-4. Box score table with columns for NO. Name, Min, FG, 3P, FT, Rebounds, Fouls, TP, AS, TO, ST, Blocks, +/-.

Shooting By Period. 1st FG% 4-17 23.5%, 3PT% 0-3 0.0%, FT% 0-0 0%.

Technical Fouls:NONE

Dead Ball Rebounds: 9.0

Summary table with columns: Biggest lead, Best Scoring Run, Lead Changes, Times Tied, Time with Lead.



Official Basketball Box Score - Final
South Carolina at Florida
 01/04/24 Exactech Arena at Stephen C. O'Connell Center, Gainesville
 2023-24 Women's Basketball

Game Time: 7:00 PM
 Game Duration: 1:40
 Attendance: 4,192

Officials:

| NO. | Name | Min | FG | | 3P | | FT | | Rebounds | | Fouls | | TP | AS | TO | ST | Blocks | | +/- |
|--------|-------------------|---------|-------|------|-------|-----|----|----|----------|----|-------|----|----|----|----|----|--------|----|-----|
| | | | M-A | M-A | M-A | M-A | OR | DR | OR | DR | PF | FD | | | | | BS | BA | |
| 21 | Chloe Kitts | 14:28 | 1-5 | 0-0 | 3-4 | 2 | 5 | 7 | 2 | 2 | 5 | 1 | 0 | 0 | 0 | 0 | 0 | 0 | 15 |
| 10 | Kamilla Cardoso | 28:17 | 5-8 | 0-0 | 0-0 | 3 | 12 | 15 | 0 | 2 | 10 | 1 | 3 | 1 | 1 | 1 | 1 | 26 | |
| 0 | Te-Hina Paopao | G 22:10 | 6-8 | 4-5 | 1-1 | 0 | 3 | 3 | 1 | 1 | 17 | 4 | 4 | 1 | 0 | 0 | 0 | 20 | |
| 23 | Bree Hall | G 25:19 | 5-7 | 2-3 | 3-4 | 1 | 3 | 4 | 1 | 2 | 15 | 0 | 0 | 0 | 0 | 0 | 0 | 26 | |
| 25 | Raven Johnson | G 28:09 | 6-9 | 0-1 | 4-4 | 1 | 3 | 4 | 1 | 4 | 16 | 5 | 1 | 4 | 0 | 0 | 0 | 34 | |
| 2 | Ashlyn Watkins | 25:32 | 3-6 | 0-0 | 2 | 6 | 8 | 2 | 0 | 6 | 1 | 0 | 0 | 0 | 0 | 0 | 0 | 11 | |
| 12 | Milaysia Fulwiley | 17:32 | 5-10 | 0-2 | 0 | 2 | 2 | 4 | 1 | 1 | 10 | 0 | 0 | 0 | 2 | 0 | 0 | 11 | |
| 20 | Sania Feagin | 08:11 | 0-1 | 0-0 | 0 | 2 | 2 | 1 | 0 | 0 | 1 | 0 | 0 | 0 | 1 | 0 | 0 | 2 | |
| 5 | Tessa Johnson | 20:23 | 3-9 | 0-3 | 2-2 | 0 | 1 | 1 | 0 | 1 | 0 | 1 | 0 | 0 | 0 | 0 | 0 | -8 | |
| 24 | Sahnja Jah | 08:27 | 1-3 | 0-1 | 0 | 1 | 1 | 0 | 2 | 0 | 1 | 0 | 0 | 1 | 1 | 0 | 0 | -4 | |
| 35 | Sakima Walker | 03:32 | 0-2 | 0-0 | 0-0 | 1 | 1 | 2 | 0 | 1 | 0 | 0 | 0 | 0 | 0 | 0 | 0 | -5 | |
| Team | | | | | 1 | 2 | | | 0 | 0 | | | | | | | | | |
| Totals | | | 35-70 | 6-15 | 13-15 | 11 | 40 | 51 | 13 | 14 | 89 | 14 | 18 | 8 | 9 | 1 | 23 | | |

| Shooting By Period | |
|---------------------|-------------|
| 1 st FG% | 11-17 64.7% |
| 3PT% | 4-4 100.0% |
| FT% | 6-6 100% |
| 2 nd FG% | 7-17 41.2% |
| 3PT% | 1-5 20.0% |
| FT% | 1-2 50% |
| 3 rd FG% | 9-19 47.4% |
| FT% | 6-7 85.7% |
| 4 th FG% | 8-17 47.1% |
| 3PT% | 0-2 0.0% |
| FT% | 0-0 0% |
| GM FG% | 35-70 50.0% |
| 3PT% | 6-15 40.0% |
| FT% | 13-15 86.7% |

Dead Ball Rebounds: 2

| NO. | Name | Min | FG | | 3P | | FT | | Rebounds | | Fouls | | TP | AS | TO | ST | Blocks | | +/- |
|--------|--------------------|---------|-------|------|-----|-----|----|----|----------|----|-------|----|----|----|----|-----|--------|-----|-----|
| | | | M-A | M-A | M-A | M-A | OR | DR | OR | DR | PF | FD | | | | | BS | BA | |
| 25 | Faith Dut | F 15:21 | 1-2 | 0-1 | 0-0 | 2 | 1 | 3 | 1 | 0 | 2 | 0 | 2 | 2 | 1 | 0 | 0 | 0 | -6 |
| 14 | Ra Shaya Kyle | C 28:08 | 6-11 | 0-0 | 0-0 | 1 | 2 | 3 | 2 | 0 | 12 | 0 | 3 | 1 | 1 | 0 | 0 | -22 | |
| 2 | Aiyah Matharu | G 25:26 | 3-8 | 1-10 | 3-4 | 1 | 1 | 2 | 4 | 5 | 10 | 2 | 3 | 3 | 0 | 2 | 0 | -18 | |
| 5 | Alberte Rimdal | G 19:09 | 1-6 | 1-4 | 0-0 | 1 | 2 | 3 | 1 | 0 | 3 | 3 | 1 | 1 | 0 | 0 | 0 | -15 | |
| 13 | Lala Reynolds | G 26:42 | 3-11 | 0-1 | 0-2 | 1 | 4 | 5 | 3 | 3 | 6 | 3 | 3 | 1 | 0 | 2 | 0 | -16 | |
| 20 | Jeriah Warren | 14:59 | 1-3 | 1-3 | 0-0 | 3 | 3 | 2 | 0 | 3 | 0 | 1 | 1 | 0 | 0 | 0 | -18 | | |
| 23 | Loilani Correa | 34:57 | 11-20 | 4-7 | 2-4 | 0 | 3 | 1 | 1 | 28 | 1 | 1 | 0 | 0 | 2 | 0 | -18 | | |
| 4 | Zipporah Broughton | 15:53 | 0-5 | 0-2 | 2-2 | 2 | 2 | 4 | 0 | 2 | 2 | 1 | 3 | 0 | 0 | 0 | -7 | | |
| 21 | Eriny Kindred | 06:52 | 0-0 | 0-0 | 0-0 | 2 | 2 | 0 | 0 | 0 | 0 | 0 | 0 | 0 | 0 | 0 | -2 | | |
| 9 | Alexia Dizeko | 07:24 | 0-1 | 0-0 | 0-0 | 2 | 1 | 3 | 0 | 1 | 0 | 0 | 0 | 0 | 0 | 0 | 4 | | |
| 6 | Kenza Salgues | 05:09 | 0-2 | 0-0 | 0-0 | 0 | 0 | 0 | 0 | 1 | 0 | 1 | 0 | 0 | 0 | 0 | 3 | | |
| Team | | | | | 4 | 3 | | | 0 | 0 | | | | | | | | | |
| Totals | | | 26-79 | 7-12 | 14 | 24 | 38 | 14 | 13 | 66 | 11 | 14 | 10 | 1 | 9 | -23 | | | |

| Shooting By Period | |
|---------------------|-------------|
| 1 st FG% | 7-21 33.3% |
| 3PT% | 1-7 14.3% |
| FT% | 0-2 0% |
| 2 nd FG% | 8-19 42.1% |
| 3PT% | 3-8 37.5% |
| FT% | 0-0 0% |
| 3 rd FG% | 4-20 20.0% |
| 3PT% | 1-6 16.7% |
| FT% | 3-4 75% |
| 4 th FG% | 7-19 36.8% |
| 3PT% | 2-7 28.6% |
| FT% | 4-6 66.7% |
| GM FG% | 26-79 32.9% |
| 3PT% | 7-28 25.0% |
| FT% | 7-12 58.3% |

Dead Ball Rebounds: 3

| USC | | UF | |
|------------------|---------------------------|---------------------------|--|
| Biggest lead | 32 (3 rd 1:33) | 0 (1 st 10:00) | |
| Best Scoring Run | 18 (3 rd 6:13) | 7 (4 th 9:40) | |
| Lead Changes | 0 | | |
| Times Tied | 1 | | |
| Time with Lead | 38:29 | 00:00 | |

| Points from Turnovers | | USC | | UF | |
|-----------------------|----|-----|--|----|--|
| Paint | 56 | 26 | | | |
| Second Chance | 6 | 15 | | | |
| Fast Breaks | 19 | 6 | | | |
| Bench | 26 | 33 | | | |

| Period by Period Scoring | | | | | |
|--------------------------|-----|-----|-----|-----|----|
| 1st | 2nd | 3rd | 4th | TOT | |
| USC | 32 | 16 | 25 | 16 | 89 |
| UF | 15 | 19 | 12 | 20 | 66 |



Official Basketball Box Score - Final
Mississippi St. at South Carolina
 01/07/24 Colonial Life Arena, Columbia
 2023-24 Women's Basketball

Game Time: 1:00 PM
 Game Duration: 1:49
 Attendance: 15,751

Officials: Brian Hat, Natasha Camy, Timothy Greene

| NO. | Name | Min | FG | | 3P | | FT | | Rebounds | | Fouls | | TP | AS | TO | ST | Blocks | | +/- |
|--------|----------------------|---------|-------|------|------|-----|----|----|----------|----|-------|----|----|----|----|-----|--------|-----|-----|
| | | | M-A | M-A | M-A | M-A | OR | DR | OR | DR | PF | FD | | | | | BS | BA | |
| 5 | Erynn Barnum | F 19:55 | 0-4 | 0-1 | 1-2 | 1 | 2 | 3 | 2 | 2 | 1 | 0 | 1 | 0 | 0 | 0 | 0 | -17 | |
| 4 | Jessika Carter | C 30:59 | 3-11 | 0-0 | 2-4 | 2 | 4 | 6 | 3 | 3 | 8 | 0 | 2 | 0 | 1 | 0 | -23 | | |
| 2 | Jerrika Jordan | G 35:55 | 11-23 | 1-6 | 2-3 | 1 | 3 | 4 | 0 | 2 | 25 | 3 | 3 | 3 | 0 | 0 | -12 | | |
| 3 | Lauren Park-Lane | G 32:13 | 6-11 | 0-2 | 2-3 | 1 | 2 | 3 | 3 | 14 | 3 | 3 | 1 | 1 | 0 | -18 | | | |
| 21 | Debraisha Powe | G 20:24 | 2-11 | 1-6 | 0-0 | 1 | 2 | 0 | 0 | 5 | 0 | 0 | 0 | 0 | 0 | 0 | -14 | | |
| 0 | Dariona Rogers | 16:51 | 0-4 | 0-2 | 2 | 1 | 3 | 4 | 0 | 1 | 2 | 1 | 0 | 0 | 0 | 0 | -11 | | |
| 24 | Quanriah Montague | 14:11 | 3-6 | 0-1 | 0-2 | 3 | 6 | 4 | 1 | 6 | 0 | 0 | 1 | 2 | 1 | 0 | -5 | | |
| 14 | Mjacle Sheppard | 21:31 | 1-3 | 0-0 | 0-0 | 4 | 0 | 4 | 3 | 0 | 2 | 3 | 0 | 1 | 0 | 0 | -5 | | |
| 22 | Jasmine Brown-Hagger | 08:01 | 1-2 | 1-1 | 0-0 | 1 | 0 | 1 | 2 | 0 | 3 | 0 | 0 | 0 | 0 | 0 | 3 | | |
| Team | | | | | 7 | 3 | 10 | | 0 | 0 | | | | | | | | | |
| Totals | | | 27-75 | 3-19 | 9-16 | 22 | 21 | 43 | 17 | 12 | 66 | 10 | 12 | 6 | 3 | 6 | -19 | | |

| Shooting By Period | |
|---------------------|-------------|
| 1 st FG% | 9-17 52.9% |
| 3PT% | 1-4 25.0% |
| FT% | 2-2 100% |
| 2 nd FG% | 5-16 31.3% |
| 3PT% | 0-3 0% |
| FT% | 6-20 30.0% |
| 3 rd FG% | 0-5 0% |
| FT% | 0-2 0% |
| 4 th FG% | 7-22 31.8% |
| 3PT% | 2-7 28.6% |
| FT% | 4-6 66.7% |
| GM FG% | 27-75 36.0% |
| 3PT% | 3-19 15.8% |
| FT% | 9-16 56.3% |

Dead Ball Rebounds: 3

| NO. | Name | Min | FG | | 3P | | FT | | Rebounds | | Fouls | | TP | AS | TO | ST | Blocks | | +/- |
|--------|-------------------|---------|-------|------|-------|-----|----|----|----------|----|-------|----|----|----|----|----|--------|----|-----|
| | | | M-A | M-A | M-A | M-A | OR | DR | OR | DR | PF | FD | | | | | BS | BA | |
| 21 | Chloe Kitts | F 16:15 | 5-10 | 0-0 | 2-2 | 3 | 1 | 4 | 2 | 2 | 12 | 0 | 2 | 1 | 0 | 1 | 9 | | |
| 10 | Kamilla Cardoso | C 28:58 | 5-11 | 0-0 | 3-6 | 7 | 7 | 14 | 2 | 4 | 13 | 6 | 2 | 2 | 0 | 0 | 18 | | |
| 0 | Te-Hina Paopao | G 29:30 | 5-9 | 2-4 | 0-0 | 0 | 3 | 3 | 0 | 2 | 12 | 5 | 2 | 2 | 0 | 0 | 21 | | |
| 23 | Bree Hall | G 28:50 | 6-9 | 3-4 | 0-0 | 3 | 3 | 0 | 1 | 15 | 1 | 0 | 1 | 0 | 0 | 0 | 11 | | |
| 25 | Raven Johnson | G 27:13 | 2-8 | 1-2 | 2 | 1 | 4 | 5 | 1 | 1 | 7 | 2 | 1 | 1 | 0 | 0 | 24 | | |
| 2 | Ashlyn Watkins | 27:22 | 3-8 | 0-0 | 3-5 | 4 | 6 | 10 | 4 | 4 | 9 | 1 | 1 | 1 | 3 | 1 | 14 | | |
| 5 | Tessa Johnson | 16:17 | 2-3 | 0-1 | 0-0 | 1 | 1 | 0 | 0 | 4 | 0 | 2 | 0 | 1 | 0 | 0 | 9 | | |
| 20 | Sania Feagin | 02:43 | 0-1 | 0-0 | 0-0 | 1 | 1 | 0 | 0 | 0 | 0 | 0 | 0 | 0 | 0 | 0 | -3 | | |
| 12 | Milaysia Fulwiley | 14:21 | 2-5 | 0-1 | 5-5 | 0 | 1 | 1 | 3 | 9 | 0 | 1 | 1 | 1 | 0 | 0 | 2 | | |
| 24 | Sahnja Jah | 04:42 | 1-2 | 0-0 | 0-0 | 1 | 2 | 0 | 0 | 2 | 0 | 0 | 0 | 0 | 0 | 0 | -6 | | |
| 35 | Sakima Walker | 03:49 | 1-2 | 0-0 | 0-0 | 0 | 0 | 0 | 0 | 0 | 2 | 0 | 0 | 0 | 0 | 0 | -6 | | |
| Team | | | | | 0 | 0 | 0 | 0 | 0 | 0 | | | | | | | | | |
| Totals | | | 32-68 | 6-12 | 15-20 | 16 | 28 | 44 | 12 | 17 | 85 | 17 | 11 | 8 | 6 | 3 | 19 | | |

| Shooting By Period | |
|---------------------|-------------|
| 1 st FG% | 8-13 61.5% |
| 3PT% | 1-1 100.0% |
| FT% | 9-10 90% |
| 2 nd FG% | 8-19 42.1% |
| 3PT% | 1-2 50.0% |
| FT% | 1-2 50% |
| 3 rd FG% | 6-22 27.3% |
| 3PT% | 2-6 33.3% |
| FT% | 0-1 0% |
| 4 th FG% | 8-14 57.1% |
| 3PT% | 2-3 66.7% |
| FT% | 5-7 71.4% |
| GM FG% | 32-68 47.1% |
| 3PT% | 6-12 50.0% |
| FT% | 15-20 75.0% |

Dead Ball Rebounds: 4

| MSU | | USC | |
|------------------|--------------------------|---------------------------|--|
| Biggest lead | 5 (1 st 3:57) | 27 (4 th 3:20) | |
| Best Scoring Run | 7 (2 nd 6:13) | 9 (2 nd 8:46) | |
| Lead Changes | 2 | | |
| | | | |



Official Basketball Box Score - Final
South Carolina at Texas A&M

Game Time: 4:00 PM
Game Duration: 1:49
Attendance: 5,924

Officials: Kevin Pethel, Talisa Green, Margaret Trieman

South Carolina - 99
Record: 17-0 (5-0)
Table with columns: NO. Name, Min, FG, 3P, FT, Rebounds, Fouls, TP, AS, TO, ST, Blocks, +/-

Texas A&M - 64
Record: 14-4 (2-3)
Table with columns: NO. Name, Min, FG, 3P, FT, Rebounds, Fouls, TP, AS, TO, ST, Blocks, +/-

Summary table for South Carolina vs Texas A&M with columns: USC, TAMU, Points from Turnovers, Paint, Second Chance, Fast Breaks, Time with Lead



Official Basketball Box Score - Final
South Carolina at LSU

Game Time: 7:00 PM
Game Duration: 1:56
Attendance: 13,205

Officials: Gina Cross, Roy Gubeyan, Timothy Green

South Carolina - 76
Record: 18-0 (6-0)
Table with columns: NO. Name, Min, FG, 3P, FT, Rebounds, Fouls, TP, AS, TO, ST, Blocks, +/-

LSU - 70
Record: 18-3 (5-2)
Table with columns: NO. Name, Min, FG, 3P, FT, Rebounds, Fouls, TP, AS, TO, ST, Blocks, +/-

Summary table for South Carolina vs LSU with columns: SC, LSU, Points from Turnovers, Paint, Second Chance, Fast Breaks, Time with Lead



Official Basketball Box Score - Final
Vanderbilt at South Carolina

Game Time: 3:00 PM
Game Duration: 1:45
Attendance: 18,000

Officials: Brian Hall, Brian Garland, Kristen Bell

Vanderbilt - 74
Record: 17-4 (4-3)
Table with columns: NO. Name, Min, FG, 3P, FT, Rebounds, Fouls, TP, AS, TO, ST, Blocks, +/-

South Carolina - 91
Record: 19-0 (7-0)
Table with columns: NO. Name, Min, FG, 3P, FT, Rebounds, Fouls, TP, AS, TO, ST, Blocks, +/-

Summary table for Vanderbilt vs South Carolina with columns: VAN, USC, Points from Turnovers, Paint, Second Chance, Fast Breaks, Time with Lead



Official Basketball Box Score - Final
South Carolina at Auburn

Game Time: 7:00 PM
Game Duration: 1:55
Attendance: 4,814

Officials: Dee Kanhner, Bill Larence, Ily Seales

South Carolina - 76
Record: 20-0 (8-0)
Table with columns: NO. Name, Min, FG, 3P, FT, Rebounds, Fouls, TP, AS, TO, ST, Blocks, +/-

Auburn - 54
Record: 14-7 (3-5)
Table with columns: NO. Name, Min, FG, 3P, FT, Rebounds, Fouls, TP, AS, TO, ST, Blocks, +/-

Summary table for South Carolina vs Auburn with columns: SC, Auburn, Points from Turnovers, Paint, Second Chance, Fast Breaks, Time with Lead



Official Basketball Box Score - Final
Ole Miss at South Carolina
02/04/24 Colonial Life Arena, Columbia
2023-24 Women's Basketball
Game Time: 2:00 PM
Game Duration: 1:50
Attendance: 18,000
Officials: Michael McConnell, Natasha Camy, Fatou Cissoko-Stephens

Table with columns: NO. Name, Min, FG, 3P, FT, Rebounds, Fouls, TP, AS, TO, ST, Blocks, +/-, Shooting By Period (1st-4th FG%, 3PT%, FT%), GM FG%, 3PT%, FT%, Technical Fouls:NONE, Dead Ball Rebounds: 2, 0

Table with columns: NO. Name, Min, FG, 3P, FT, Rebounds, Fouls, TP, AS, TO, ST, Blocks, +/-, Shooting By Period (1st-4th FG%, 3PT%, FT%), GM FG%, 3PT%, FT%, Technical Fouls:NONE, Dead Ball Rebounds: 2, 0

Summary table with columns: MIS, USC, Points from Turnovers, MIS, USC, Period by Period Scoring (1st, 2nd, 3rd, 4th, TOT), Best Scoring Run, Lead Changes, Times Tied, Time with Lead



Official Basketball Box Score - Final
Missouri at South Carolina
02/08/24 Colonial Life Arena, Columbia
2023-24 Women's Basketball
Game Time: 7:00 PM
Game Duration: 1:45
Attendance: 15,236
Officials: Denise Brooks, Meadow Overstreet, Timothy Greene

Table with columns: NO. Name, Min, FG, 3P, FT, Rebounds, Fouls, TP, AS, TO, ST, Blocks, +/-, Shooting By Period (1st-4th FG%, 3PT%, FT%), GM FG%, 3PT%, FT%, Technical Fouls:NONE, Dead Ball Rebounds: 2, 0

Table with columns: NO. Name, Min, FG, 3P, FT, Rebounds, Fouls, TP, AS, TO, ST, Blocks, +/-, Shooting By Period (1st-4th FG%, 3PT%, FT%), GM FG%, 3PT%, FT%, Technical Fouls:NONE, Dead Ball Rebounds: 2, 0

Summary table with columns: MIS, USC, Points from Turnovers, MIS, USC, Period by Period Scoring (1st, 2nd, 3rd, 4th, TOT), Best Scoring Run, Lead Changes, Times Tied, Time with Lead



Official Basketball Box Score - Final
UConn at South Carolina
02/11/24 Colonial Life Arena, Columbia
2023-24 Women's Basketball
Game Time: 2:00 PM
Game Duration: 1:50
Attendance: 18,167
Officials: Puatani Spurlock-Welsh, Maj Fosberg, Teresa Stuck

Table with columns: NO. Name, Min, FG, 3P, FT, Rebounds, Fouls, TP, AS, TO, ST, Blocks, +/-, Shooting By Period (1st-4th FG%, 3PT%, FT%), GM FG%, 3PT%, FT%, Technical Fouls:NONE, Dead Ball Rebounds: 3, 0

Table with columns: NO. Name, Min, FG, 3P, FT, Rebounds, Fouls, TP, AS, TO, ST, Blocks, +/-, Shooting By Period (1st-4th FG%, 3PT%, FT%), GM FG%, 3PT%, FT%, Technical Fouls:NONE, Dead Ball Rebounds: 2, 1

Summary table with columns: CON, USC, Points from Turnovers, CON, USC, Period by Period Scoring (1st, 2nd, 3rd, 4th, TOT), Best Scoring Run, Lead Changes, Times Tied, Time with Lead



Official Basketball Box Score - Final
South Carolina at Tennessee
02/15/24 Food City Center, Knoxville, Tennessee
2023-24 Women's Basketball
Game Time: 7:03 PM
Game Duration: 1:55
Attendance: 11,073
Officials: Brian Hall, Natasha Camy, Joseph Vazley

Table with columns: NO. Name, Min, FG, 3P, FT, Rebounds, Fouls, TP, AS, TO, ST, Blocks, +/-, Shooting By Period (1st-4th FG%, 3PT%, FT%), GM FG%, 3PT%, FT%, Technical Fouls:NONE, Dead Ball Rebounds: 3, 1

Table with columns: NO. Name, Min, FG, 3P, FT, Rebounds, Fouls, TP, AS, TO, ST, Blocks, +/-, Shooting By Period (1st-4th FG%, 3PT%, FT%), GM FG%, 3PT%, FT%, Technical Fouls:NONE, Dead Ball Rebounds: 2, 0

Summary table with columns: SCAR, TENN, Points from Turnovers, SCAR, TENN, Period by Period Scoring (1st, 2nd, 3rd, 4th, TOT), Best Scoring Run, Lead Changes, Times Tied, Time with Lead



Official Basketball Box Score - Final Georgia at South Carolina

Game Time: 1:00 PM Game Duration: 1:53 Attendance: 18,478

Officials: Angelica Saffren, Cameron Inouye, Billy Smith

Georgia - 56 Record: 11-14 (2-10) Table with columns: NO. Name, Min, FG, 3P, FT, Rebounds, Fouls, TP, AS, TO, ST, Blocks, +/-

South Carolina - 70 Record: 25-0 (12-0) Table with columns: NO. Name, Min, FG, 3P, FT, Rebounds, Fouls, TP, AS, TO, ST, Blocks, +/-

Summary table with columns: UGA, USC, Points from Turnovers, Paint, Second Chance, Bench, Period by Period Scoring



Official Basketball Box Score - Final Alabama at South Carolina

Game Time: 7:00 PM Game Duration: 1:48 Attendance: 16,229

Officials: Tiffany Byrd, Denise Brooks, Fatou Cissoko-Shepkins

Alabama - 44 Record: 20-8 (7-6) Table with columns: NO. Name, Min, FG, 3P, FT, Rebounds, Fouls, TP, AS, TO, ST, Blocks, +/-

South Carolina - 72 Record: 26-0 (13-0) Table with columns: NO. Name, Min, FG, 3P, FT, Rebounds, Fouls, TP, AS, TO, ST, Blocks, +/-

Summary table with columns: ALA, USC, Points from Turnovers, Paint, Second Chance, Bench, Period by Period Scoring



Official Basketball Box Score - Final South Carolina at Kentucky

Game Time: 3:00 PM Game Duration: 1:53 Attendance: 5,626

Officials: Natasha Carry, Timothy Greene, Demoya Pugh

South Carolina - 103 Record: 27-0 (14-0) Table with columns: NO. Name, Min, FG, 3P, FT, Rebounds, Fouls, TP, AS, TO, ST, Blocks, +/-

Kentucky - 55 Record: 11-17 (4-10) Table with columns: NO. Name, Min, FG, 3P, FT, Rebounds, Fouls, TP, AS, TO, ST, Blocks, +/-

Summary table with columns: USC, UKY, Points from Turnovers, Paint, Second Chance, Bench, Period by Period Scoring



Official Basketball Box Score - Final South Carolina at Arkansas

Game Time: 8:00 PM Game Duration: 1:37 Attendance: 3,891

Officials: Puatani Spurlock-Welsh, Cameron Inouye, Margaret Tiersan

South Carolina - 98 Record: 28-0 (15-0) Table with columns: NO. Name, Min, FG, 3P, FT, Rebounds, Fouls, TP, AS, TO, ST, Blocks, +/-

Arkansas - 61 Record: 18-12 (6-9) Table with columns: NO. Name, Min, FG, 3P, FT, Rebounds, Fouls, TP, AS, TO, ST, Blocks, +/-

Summary table with columns: SC, ARK, Points from Turnovers, Paint, Second Chance, Bench, Period by Period Scoring

Game Notes: P1 10:00 Administrative Technical on South Carolina for late starter change.



Tennessee at South Carolina

Game Time: 12:00 PM
Game Duration: 2:08
Attendance: 18,000

Officials: Roy Gubeyan, Talisa Green, Kevin Feltham

Table with columns: NO. Name, Min, FG, 3P, FT, Rebounds, Fouls, TP, AS, TO, ST, Blocks, +/-

Shooting By Period table with columns: 1st FG%, 3PT%, FT%, 2nd FG%, 3PT%, FT%, 3rd FG%, 3PT%, FT%, 4th FG%, 3PT%, FT%, GM FG%, 3PT%, FT%



Texas A&M at South Carolina

Game Time: 12:00 PM
Game Duration: 1:59
Attendance: 15,599

Officials: Gina Cross, Angelica Sufren, Timothy Greene

Table with columns: NO. Name, Min, FG, 3P, FT, Rebounds, Fouls, TP, AS, TO, ST, Blocks, +/-

Shooting By Period table with columns: 1st FG%, 3PT%, FT%, 2nd FG%, 3PT%, FT%, 3rd FG%, 3PT%, FT%, 4th FG%, 3PT%, FT%, GM FG%, 3PT%, FT%

Table with columns: NO. Name, Min, FG, 3P, FT, Rebounds, Fouls, TP, AS, TO, ST, Blocks, +/-

Shooting By Period table with columns: 1st FG%, 3PT%, FT%, 2nd FG%, 3PT%, FT%, 3rd FG%, 3PT%, FT%, 4th FG%, 3PT%, FT%, GM FG%, 3PT%, FT%

Table with columns: NO. Name, Min, FG, 3P, FT, Rebounds, Fouls, TP, AS, TO, ST, Blocks, +/-

Shooting By Period table with columns: 1st FG%, 3PT%, FT%, 2nd FG%, 3PT%, FT%, 3rd FG%, 3PT%, FT%, 4th FG%, 3PT%, FT%, GM FG%, 3PT%, FT%

Summary table with columns: TEN, USC, Points from Turnovers, Paint, Second Chance, Fast Breaks, Bench

Summary table with columns: TAM, USC, Points from Turnovers, Paint, Second Chance, Fast Breaks, Bench



Tennessee at South Carolina

Game Time: 4:30 PM
Game Duration: 2:08

Officials: Joseph Vaszly, Talisa Green, Eric Brenton

Table with columns: NO. Name, Min, FG, 3P, FT, Rebounds, Fouls, TP, AS, TO, ST, Blocks, +/-

Shooting By Period table with columns: 1st FG%, 3PT%, FT%, 2nd FG%, 3PT%, FT%, 3rd FG%, 3PT%, FT%, 4th FG%, 3PT%, FT%, GM FG%, 3PT%, FT%



LSU at South Carolina

Game Time: 3:00 PM
Game Duration: 2:27
Attendance: 13,163

Officials: Pulani Spurlock-Welsh, Angelica Sufren, Kevin Feltham

Table with columns: NO. Name, Min, FG, 3P, FT, Rebounds, Fouls, TP, AS, TO, ST, Blocks, +/-

Shooting By Period table with columns: 1st FG%, 3PT%, FT%, 2nd FG%, 3PT%, FT%, 3rd FG%, 3PT%, FT%, 4th FG%, 3PT%, FT%, GM FG%, 3PT%, FT%

Table with columns: NO. Name, Min, FG, 3P, FT, Rebounds, Fouls, TP, AS, TO, ST, Blocks, +/-

Shooting By Period table with columns: 1st FG%, 3PT%, FT%, 2nd FG%, 3PT%, FT%, 3rd FG%, 3PT%, FT%, 4th FG%, 3PT%, FT%, GM FG%, 3PT%, FT%

Table with columns: NO. Name, Min, FG, 3P, FT, Rebounds, Fouls, TP, AS, TO, ST, Blocks, +/-

Shooting By Period table with columns: 1st FG%, 3PT%, FT%, 2nd FG%, 3PT%, FT%, 3rd FG%, 3PT%, FT%, 4th FG%, 3PT%, FT%, GM FG%, 3PT%, FT%

Summary table with columns: UT, USC, Points from Turnovers, Paint, Second Chance, Fast Breaks, Bench

Summary table with columns: LSU, USC, Points from Turnovers, Paint, Second Chance, Fast Breaks, Bench



**2023-24 South Carolina Women's Basketball
Team Game-by-Game
All games**

Page 1/1
as of Mar 20, 2024

| Opponent | Date | Score | W | Total | | 3-Pointers | | Free throws | | Rebounds | | | | PF | A | TO | BLK | STL | PTS | AVG |
|-------------------|------------|-------------|---|------------------|-------------|----------------|-------------|----------------|-------------|------------|-------------|-------------|-------------|------------|------------|------------|------------|------------|-------------|-------------|
| | | | | FG-FGA | PCT | 3FG-3FGA | PCT | FT-FTA | PCT | OFF | DEF | TOT | AVG | | | | | | | |
| vs Notre Dame | 11/06/2023 | 100-71 | W | 43-79 | .544 | 5-16 | .313 | 9-13 | .692 | 16 | 31 | 47 | 47.0 | 18 | 29 | 14 | 11 | 12 | 100 | 100.0 |
| Maryland | 11/12/2023 | 114-76 | W | 43-83 | .518 | 12-24 | .500 | 16-25 | .640 | 19 | 34 | 53 | 50.0 | 20 | 30 | 10 | 11 | 9 | 114 | 107.0 |
| Clemson | 11/16/2023 | 109-40 | W | 44-83 | .530 | 10-26 | .385 | 11-20 | .550 | 25 | 48 | 73 | 57.7 | 16 | 30 | 13 | 9 | 11 | 109 | 107.7 |
| South Dakota St. | 11/20/2023 | 78-38 | W | 34-79 | .430 | 0-12 | .000 | 10-18 | .556 | 21 | 31 | 52 | 56.3 | 7 | 16 | 7 | 16 | 15 | 78 | 100.3 |
| Mississippi Val. | 11/24/2023 | 101-19 | W | 41-75 | .547 | 5-20 | .250 | 14-22 | .636 | 17 | 49 | 66 | 58.2 | 9 | 27 | 15 | 15 | 9 | 101 | 100.4 |
| at North Carolina | 11/30/2023 | 65-58 | W | 22-56 | .393 | 6-11 | .545 | 15-22 | .682 | 6 | 33 | 39 | 55.0 | 20 | 8 | 13 | 7 | 6 | 65 | 94.5 |
| at Duke | 12/03/2023 | 77-61 | W | 26-52 | .500 | 9-15 | .600 | 16-23 | .696 | 13 | 32 | 45 | 53.6 | 6 | 12 | 20 | 3 | 7 | 77 | 92.0 |
| Morgan St. | 12/06/2023 | 104-38 | W | 41-60 | .683 | 9-16 | .563 | 13-17 | .765 | 9 | 38 | 47 | 52.8 | 9 | 26 | 16 | 7 | 11 | 104 | 93.5 |
| vs Utah | 12/10/2023 | 78-69 | W | 30-55 | .545 | 6-16 | .375 | 12-18 | .667 | 9 | 28 | 37 | 51.0 | 19 | 13 | 23 | 7 | 6 | 78 | 91.8 |
| Presbyterian | 12/16/2023 | 99-29 | W | 38-73 | .521 | 10-22 | .455 | 13-21 | .619 | 19 | 36 | 55 | 51.4 | 6 | 21 | 8 | 17 | 14 | 99 | 92.5 |
| at Bowling Green | 12/19/2023 | 93-62 | W | 37-63 | .587 | 9-16 | .563 | 10-13 | .769 | 8 | 28 | 36 | 50.0 | 18 | 21 | 12 | 4 | 10 | 93 | 92.5 |
| at East Carolina | 12/30/2023 | 73-36 | W | 25-61 | .410 | 5-13 | .385 | 18-34 | .529 | 17 | 41 | 58 | 50.7 | 18 | 17 | 11 | 8 | 6 | 73 | 90.9 |
| at Florida | 01/04/2024 | 89-66 | W | 35-70 | .500 | 6-15 | .400 | 13-15 | .867 | 11 | 40 | 51 | 50.7 | 13 | 14 | 18 | 9 | 8 | 89 | 90.8 |
| Mississippi St. | 01/07/2024 | 85-66 | W | 32-68 | .471 | 6-12 | .500 | 15-20 | .750 | 16 | 28 | 44 | 50.2 | 12 | 17 | 11 | 6 | 8 | 85 | 90.4 |
| at Missouri | 01/11/2024 | 81-57 | W | 33-64 | .516 | 8-15 | .533 | 7-8 | .875 | 8 | 29 | 37 | 49.3 | 13 | 12 | 11 | 7 | 7 | 81 | 89.7 |
| Kentucky | 01/15/2024 | 98-36 | W | 40-68 | .588 | 10-17 | .588 | 8-12 | .667 | 12 | 33 | 45 | 49.1 | 9 | 22 | 14 | 8 | 14 | 98 | 90.3 |
| at Texas A&M | 01/21/2024 | 99-64 | W | 39-58 | .672 | 7-13 | .538 | 14-17 | .824 | 6 | 36 | 42 | 48.6 | 21 | 24 | 14 | 7 | 4 | 99 | 90.8 |
| at LSU | 01/25/2024 | 76-70 | W | 31-65 | .477 | 7-20 | .350 | 7-13 | .538 | 12 | 27 | 39 | 48.1 | 11 | 15 | 12 | 4 | 6 | 76 | 89.9 |
| Vanderbilt | 01/28/2024 | 91-74 | W | 35-68 | .515 | 7-23 | .304 | 14-18 | .778 | 14 | 23 | 37 | 47.5 | 13 | 20 | 6 | 7 | 3 | 91 | 90.0 |
| at Auburn | 02/01/2024 | 76-54 | W | 28-67 | .418 | 4-16 | .250 | 16-21 | .762 | 18 | 30 | 48 | 47.6 | 14 | 11 | 15 | 9 | 9 | 76 | 89.3 |
| Ole Miss | 02/04/2024 | 85-56 | W | 28-58 | .483 | 2-10 | .200 | 27-42 | .643 | 10 | 30 | 40 | 47.2 | 17 | 18 | 10 | 7 | 11 | 85 | 89.1 |
| Missouri | 02/08/2024 | 83-45 | W | 35-73 | .479 | 6-16 | .375 | 7-13 | .538 | 20 | 27 | 47 | 47.2 | 9 | 19 | 11 | 11 | 15 | 83 | 88.8 |
| UConn | 02/11/2024 | 83-65 | W | 33-71 | .465 | 7-19 | .368 | 10-12 | .833 | 14 | 32 | 46 | 47.1 | 15 | 15 | 13 | 6 | 8 | 83 | 88.6 |
| at Tennessee | 02/15/2024 | 66-55 | W | 28-70 | .400 | 2-9 | .222 | 8-16 | .500 | 19 | 30 | 49 | 47.2 | 17 | 17 | 12 | 5 | 9 | 66 | 87.6 |
| Georgia | 02/18/2024 | 70-56 | W | 25-57 | .439 | 9-27 | .333 | 11-17 | .647 | 14 | 24 | 38 | 46.8 | 15 | 19 | 18 | 7 | 10 | 70 | 86.9 |
| Alabama | 02/22/2024 | 72-44 | W | 25-65 | .385 | 5-13 | .385 | 17-24 | .708 | 16 | 31 | 47 | 46.8 | 14 | 12 | 15 | 12 | 10 | 72 | 86.3 |
| at Kentucky | 02/25/2024 | 103-55 | W | 38-59 | .644 | 8-12 | .667 | 19-21 | .905 | 6 | 31 | 37 | 46.5 | 18 | 30 | 15 | 10 | 11 | 103 | 87.0 |
| at Arkansas | 02/29/2024 | 98-61 | W | 40-66 | .606 | 8-19 | .421 | 10-17 | .588 | 14 | 39 | 53 | 46.7 | 11 | 23 | 14 | 1 | 9 | 98 | 87.4 |
| Tennessee | 03/03/2024 | 76-68 | W | 27-81 | .333 | 4-16 | .250 | 18-26 | .692 | 26 | 31 | 57 | 47.1 | 20 | 17 | 10 | 5 | 8 | 76 | 87.0 |
| vs Texas A&M | 03/08/2024 | 79-68 | W | 29-56 | .518 | 4-8 | .500 | 17-22 | .773 | 16 | 24 | 40 | 46.8 | 17 | 20 | 24 | 3 | 1 | 79 | 86.7 |
| vs Tennessee | 03/09/2024 | 74-73 | W | 30-70 | .429 | 4-15 | .267 | 10-15 | .667 | 18 | 23 | 41 | 46.6 | 17 | 13 | 9 | 6 | 5 | 74 | 86.3 |
| vs LSU | 03/10/2024 | 79-72 | W | 28-65 | .431 | 7-20 | .350 | 16-19 | .842 | 11 | 26 | 37 | 46.3 | 16 | 16 | 13 | 11 | 8 | 79 | 86.1 |
| Total | | 2754 | | 1063-2138 | .497 | 207-522 | .397 | 421-614 | .686 | 460 | 1023 | 1483 | 46.3 | 458 | 604 | 427 | 256 | 280 | 2754 | 86.1 |
| Opponents | | 1802 | | 662-2069 | .320 | 171-641 | .267 | 307-449 | .684 | 412 | 684 | 1096 | 34.3 | 538 | 322 | 512 | 100 | 212 | 1802 | 56.3 |

South Carolina Averages

| Games Played | Points/game | FG Pct | 3FG Pct | FT Pct | Rebounds/game | Assists/game | Turnovers/game | Assist/Turnover ratio | Steals/game | Blocks/game |
|--------------|-------------|--------|---------|--------|---------------|--------------|----------------|-----------------------|-------------|-------------|
| 32 | 86.1 | 49.7 | 39.7 | 68.6 | 46.3 | 18.9 | 13.3 | 1.4 | 8.8 | 8.0 |



**2023-24 South Carolina Women's Basketball
Opponents Game-by-Game
All games**

Page 1/1
as of Mar 20, 2024

| Opponent | Date | Score | | Total | | 3-Pointers | | Free throws | | Rebounds | | | | PF | A | TO | BLK | STL | PTS | AVG |
|-------------------|------------|-------------|---|-----------------|-------------|----------------|-------------|----------------|-------------|------------|------------|-------------|-------------|------------|------------|------------|------------|------------|-------------|-------------|
| | | | | FG-FGA | PCT | 3FG-3FGA | PCT | FT-FTA | PCT | OFF | DEF | TOT | AVG | | | | | | | |
| vs Notre Dame | 11/06/2023 | 100-71 | W | 25-76 | .329 | 6-20 | .300 | 15-21 | .714 | 21 | 23 | 44 | 44.0 | 19 | 12 | 18 | 4 | 9 | 71 | 71.0 |
| Maryland | 11/12/2023 | 114-76 | W | 29-71 | .408 | 10-22 | .455 | 8-12 | .667 | 11 | 22 | 33 | 38.5 | 22 | 15 | 15 | 1 | 4 | 76 | 73.5 |
| Clemson | 11/16/2023 | 109-40 | W | 16-72 | .222 | 3-28 | .107 | 5-11 | .455 | 11 | 16 | 27 | 34.7 | 12 | 7 | 16 | 1 | 7 | 40 | 62.3 |
| South Dakota St. | 11/20/2023 | 78-38 | W | 17-62 | .274 | 2-13 | .154 | 2-4 | .500 | 13 | 26 | 39 | 35.8 | 15 | 5 | 21 | 2 | 3 | 38 | 56.3 |
| Mississippi Val. | 11/24/2023 | 101-19 | W | 8-67 | .119 | 1-19 | .053 | 2-8 | .250 | 12 | 21 | 33 | 35.2 | 19 | 4 | 19 | 3 | 6 | 19 | 48.8 |
| at North Carolina | 11/30/2023 | 65-58 | W | 21-67 | .313 | 4-21 | .190 | 12-17 | .706 | 15 | 30 | 45 | 36.8 | 25 | 12 | 14 | 7 | 5 | 58 | 50.3 |
| at Duke | 12/03/2023 | 77-61 | W | 24-65 | .369 | 11-23 | .478 | 2-2 | 1.000 | 7 | 17 | 24 | 35.0 | 19 | 14 | 16 | 8 | 11 | 61 | 51.9 |
| Morgan St. | 12/06/2023 | 104-38 | W | 12-59 | .203 | 3-17 | .176 | 11-13 | .846 | 10 | 11 | 21 | 33.3 | 12 | 6 | 19 | 0 | 11 | 38 | 50.1 |
| vs Utah | 12/10/2023 | 78-69 | W | 28-62 | .452 | 5-20 | .250 | 8-11 | .727 | 8 | 20 | 28 | 32.7 | 22 | 13 | 17 | 1 | 11 | 69 | 52.2 |
| Presbyterian | 12/16/2023 | 99-29 | W | 10-64 | .156 | 4-17 | .235 | 5-8 | .625 | 17 | 16 | 33 | 32.7 | 13 | 4 | 23 | 0 | 3 | 29 | 49.9 |
| at Bowling Green | 12/19/2023 | 93-62 | W | 20-55 | .364 | 11-29 | .379 | 11-16 | .688 | 9 | 20 | 29 | 32.4 | 12 | 16 | 15 | 1 | 6 | 62 | 51.0 |
| at East Carolina | 12/30/2023 | 73-36 | W | 13-67 | .194 | 2-12 | .167 | 8-21 | .381 | 15 | 27 | 42 | 33.2 | 23 | 3 | 13 | 2 | 8 | 36 | 49.8 |
| at Florida | 01/04/2024 | 89-66 | W | 26-79 | .329 | 7-28 | .250 | 7-12 | .583 | 14 | 24 | 38 | 33.5 | 14 | 11 | 14 | 1 | 10 | 66 | 51.0 |
| Mississippi St. | 01/07/2024 | 85-66 | W | 27-75 | .360 | 3-19 | .158 | 9-16 | .563 | 22 | 21 | 43 | 34.2 | 17 | 10 | 12 | 3 | 6 | 66 | 52.1 |
| at Missouri | 01/11/2024 | 81-57 | W | 19-56 | .339 | 10-25 | .400 | 9-11 | .818 | 8 | 22 | 30 | 33.9 | 15 | 16 | 17 | 2 | 2 | 57 | 52.4 |
| Kentucky | 01/15/2024 | 98-36 | W | 15-61 | .246 | 4-18 | .222 | 2-6 | .333 | 14 | 17 | 31 | 33.8 | 15 | 7 | 24 | 5 | 9 | 36 | 51.4 |
| at Texas A&M | 01/21/2024 | 99-64 | W | 21-69 | .304 | 5-22 | .227 | 17-21 | .810 | 14 | 15 | 29 | 33.5 | 17 | 8 | 9 | 1 | 6 | 64 | 52.1 |
| at LSU | 01/25/2024 | 76-70 | W | 30-67 | .448 | 6-18 | .333 | 4-9 | .444 | 13 | 24 | 37 | 33.7 | 15 | 17 | 12 | 7 | 6 | 70 | 53.1 |
| Vanderbilt | 01/28/2024 | 91-74 | W | 27-67 | .403 | 8-25 | .320 | 12-13 | .923 | 15 | 20 | 35 | 33.7 | 14 | 13 | 9 | 2 | 3 | 74 | 54.2 |
| at Auburn | 02/01/2024 | 76-54 | W | 19-59 | .322 | 3-10 | .300 | 13-16 | .813 | 11 | 24 | 35 | 33.8 | 17 | 10 | 17 | 9 | 7 | 54 | 54.2 |
| Ole Miss | 02/04/2024 | 85-56 | W | 19-56 | .339 | 2-7 | .286 | 16-21 | .762 | 10 | 27 | 37 | 34.0 | 31 | 4 | 21 | 3 | 4 | 56 | 54.3 |
| Missouri | 02/08/2024 | 83-45 | W | 15-53 | .283 | 9-27 | .333 | 6-8 | .750 | 11 | 22 | 33 | 33.9 | 13 | 10 | 21 | 2 | 6 | 45 | 53.9 |
| UConn | 02/11/2024 | 83-65 | W | 26-71 | .366 | 7-23 | .304 | 6-10 | .600 | 13 | 24 | 37 | 34.0 | 11 | 12 | 13 | 4 | 5 | 65 | 54.3 |
| at Tennessee | 02/15/2024 | 66-55 | W | 21-65 | .323 | 2-17 | .118 | 11-14 | .786 | 14 | 28 | 42 | 34.4 | 15 | 7 | 13 | 4 | 5 | 55 | 54.4 |
| Georgia | 02/18/2024 | 70-56 | W | 21-56 | .375 | 4-11 | .364 | 10-13 | .769 | 10 | 20 | 30 | 34.2 | 15 | 10 | 18 | 2 | 14 | 56 | 54.4 |
| Alabama | 02/22/2024 | 72-44 | W | 15-68 | .221 | 3-19 | .158 | 11-14 | .786 | 20 | 25 | 45 | 34.6 | 18 | 7 | 19 | 4 | 11 | 44 | 54.0 |
| at Kentucky | 02/25/2024 | 103-55 | W | 22-65 | .338 | 4-14 | .286 | 7-18 | .389 | 14 | 14 | 28 | 34.4 | 20 | 12 | 19 | 0 | 7 | 55 | 54.1 |
| at Arkansas | 02/29/2024 | 98-61 | W | 21-63 | .333 | 8-41 | .195 | 11-15 | .733 | 5 | 16 | 21 | 33.9 | 14 | 9 | 11 | 3 | 7 | 61 | 54.3 |
| Tennessee | 03/03/2024 | 76-68 | W | 24-66 | .364 | 4-19 | .211 | 16-22 | .727 | 12 | 29 | 41 | 34.1 | 19 | 11 | 14 | 8 | 2 | 68 | 54.8 |
| vs Texas A&M | 03/08/2024 | 79-68 | W | 23-63 | .365 | 6-20 | .300 | 16-22 | .727 | 16 | 12 | 28 | 33.9 | 16 | 14 | 14 | 3 | 7 | 68 | 55.2 |
| vs Tennessee | 03/09/2024 | 74-73 | W | 23-56 | .411 | 8-23 | .348 | 19-24 | .792 | 10 | 24 | 34 | 33.9 | 14 | 12 | 12 | 4 | 3 | 73 | 55.8 |
| vs LSU | 03/10/2024 | 79-72 | W | 25-67 | .373 | 6-14 | .429 | 16-20 | .800 | 17 | 27 | 44 | 34.3 | 15 | 11 | 17 | 3 | 8 | 72 | 56.3 |
| Total | | 1802 | | 662-2069 | .320 | 171-641 | .267 | 307-449 | .684 | 412 | 684 | 1096 | 34.3 | 538 | 322 | 512 | 100 | 212 | 1802 | 56.3 |
| South Carolina | | 2754 | | 1063-2138 | .497 | 207-522 | .397 | 421-614 | .686 | 460 | 1023 | 1483 | 46.3 | 458 | 604 | 427 | 256 | 280 | 2754 | 86.1 |

Opponents Averages

| Games Played | Points/game | FG Pct | 3FG Pct | FT Pct | Rebounds/game | Assists/game | Turnovers/game | Assist/Turnover ratio | Steals/game | Blocks/game |
|--------------|-------------|--------|---------|--------|---------------|--------------|----------------|-----------------------|-------------|-------------|
| 32 | 56.3 | 32.0 | 26.7 | 68.4 | 34.3 | 10.1 | 16.0 | 0.6 | 6.6 | 3.1 |



2023-24 South Carolina Women's Basketball
Points-rebounds-assists
All games

| Opponent | Date | Score | 0 | 2 | 5 | 10 | 12 | 20 | 21 | 23 | 24 | 25 | 35 |
|-------------------|------------|--------|--------|---------|--------|---------|--------|--------|---------|--------|-------|---------|--------|
| vs Notre Dame | 11/06/2023 | 100-71 | 14-3-6 | 7-5-2 | 1-0-2 | 20-15-1 | 17-1-6 | 12-4-0 | 7-1-2 | 7-3-1 | 4-5-2 | 11-2-7 | 0-1-0 |
| Maryland | 11/12/2023 | 114-76 | 14-0-8 | 13-11-2 | 12-7-4 | 12-7-2 | 12-1-2 | 8-6-1 | 13-10-1 | 12-1-2 | 7-1-0 | 8-3-8 | 3-1-0 |
| Clemson | 11/16/2023 | 109-40 | 14-3-1 | 12-10-1 | DNP | 15-13-4 | 18-9-3 | 6-6-1 | 12-2-1 | 8-5-1 | 8-4-1 | 6-8-17 | 10-6-0 |
| South Dakota St. | 11/20/2023 | 78-38 | DNP | 8-5-3 | DNP | 23-10-0 | 11-5-3 | 6-6-1 | 5-9-0 | 5-7-2 | 2-1-1 | 18-3-6 | 0-1-0 |
| Mississippi Val. | 11/24/2023 | 101-19 | 10-8-1 | 14-7-1 | DNP | 14-10-3 | 17-4-5 | 12-5-4 | 11-5-1 | 5-2-3 | 2-7-4 | 12-8-5 | 4-5-0 |
| at North Carolina | 11/30/2023 | 65-58 | 14-5-4 | 10-4-0 | 0-0-0 | 6-16-2 | 0-0-0 | 0-0-0 | 11-3-0 | 15-1-0 | 0-0-0 | 9-7-2 | 0-0-0 |
| at Duke | 12/03/2023 | 77-61 | 12-1-1 | 2-4-0 | 0-1-0 | 15-14-2 | 9-0-1 | 1-1-0 | 14-9-3 | 13-3-1 | DNP | 11-4-4 | 0-0-0 |
| Morgan St. | 12/06/2023 | 104-38 | 12-1-5 | 8-4-1 | 16-1-1 | 10-7-0 | 14-1-6 | 10-6-1 | 7-14-4 | 9-1-3 | 6-2-0 | 12-2-5 | 0-1-0 |
| vs Utah | 12/10/2023 | 78-69 | 15-3-2 | 8-6-0 | 2-0-0 | 17-6-1 | 11-2-1 | 3-3-1 | 11-7-4 | 7-4-0 | DNP | 2-2-4 | 2-1-0 |
| Presbyterian | 12/16/2023 | 99-29 | 6-2-6 | 10-12-1 | 13-1-3 | 12-9-3 | 18-7-4 | 2-2-1 | 11-10-2 | 10-3-0 | 5-5-1 | DNP | 12-1-0 |
| at Bowling Green | 12/19/2023 | 93-62 | 12-4-6 | 9-8-0 | 4-1-0 | 11-4-5 | 6-3-1 | 5-5-2 | 21-6-1 | 18-2-2 | 0-0-0 | 5-2-4 | 2-0-0 |
| at East Carolina | 12/30/2023 | 73-36 | 9-1-2 | 11-5-1 | 0-2-0 | 12-10-5 | 12-9-3 | 9-4-0 | 7-10-3 | 5-2-0 | 4-2-0 | 4-7-3 | 0-3-0 |
| at Florida | 01/04/2024 | 89-66 | 17-3-4 | 6-8-1 | 8-1-1 | 10-15-1 | 10-2-0 | 0-2-1 | 5-7-1 | 15-4-0 | 2-1-0 | 16-4-5 | 0-2-0 |
| Mississippi St. | 01/07/2024 | 85-66 | 12-3-5 | 9-10-1 | 4-1-2 | 13-14-6 | 9-1-0 | 0-1-0 | 12-4-0 | 15-3-1 | 2-2-0 | 7-5-2 | 2-0-0 |
| at Missouri | 01/11/2024 | 81-57 | 15-6-3 | 10-6-1 | 6-1-0 | 7-8-1 | 0-2-1 | 10-4-4 | 2-2-0 | 21-4-0 | DNP | 10-2-2 | DNP |
| Kentucky | 01/15/2024 | 98-36 | 14-3-5 | 10-8-3 | 11-2-0 | 12-11-3 | 14-3-1 | 8-2-1 | 9-4-0 | 7-4-2 | 2-0-1 | 11-3-6 | 0-1-0 |
| at Texas A&M | 01/21/2024 | 99-64 | 10-1-5 | 4-6-2 | 0-0-1 | 17-13-1 | 21-1-3 | 15-4-0 | 13-10-5 | 8-6-3 | 1-0-0 | 6-0-4 | 4-0-0 |
| at LSU | 01/25/2024 | 76-70 | 12-0-6 | 2-1-0 | 0-0-0 | 11-8-2 | 8-4-0 | 6-4-1 | 14-3-1 | 10-5-1 | DNP | 13-9-4 | DNP |
| Vanderbilt | 01/28/2024 | 91-74 | 9-2-4 | 11-8-1 | 6-1-0 | 23-6-0 | 10-2-3 | 9-1-1 | 2-4-1 | 11-4-3 | DNP | 10-3-7 | DNP |
| at Auburn | 02/01/2024 | 76-54 | 5-3-3 | 14-15-0 | 8-2-1 | 13-6-0 | 15-2-0 | 4-1-0 | DNP | 0-2-1 | 3-0-0 | 10-5-6 | 4-4-0 |
| Ole Miss | 02/04/2024 | 85-56 | 11-3-3 | 11-10-1 | 3-5-2 | 17-4-3 | 19-1-1 | 10-1-1 | 2-2-0 | 10-7-1 | 1-2-0 | 5-4-6 | 1-0-0 |
| Missouri | 02/08/2024 | 83-45 | 6-2-1 | 9-7-3 | 6-5-5 | DNP | 19-1-4 | 11-5-2 | 12-8-2 | 10-7-0 | DNP | 6-8-2 | 4-1-0 |
| UConn | 02/11/2024 | 83-65 | 21-3-2 | 15-9-3 | 9-2-0 | DNP | 6-4-3 | 4-3-0 | 14-4-1 | 4-0-1 | DNP | 10-12-5 | 0-0-0 |
| at Tennessee | 02/15/2024 | 66-55 | 4-0-4 | 14-10-1 | 3-0-0 | 18-10-3 | 5-2-0 | 7-1-0 | 6-4-2 | 7-3-2 | DNP | 2-15-5 | DNP |
| Georgia | 02/18/2024 | 70-56 | 15-2-2 | 3-3-1 | 0-0-0 | 16-16-5 | 4-3-5 | 2-0-0 | 12-7-2 | 9-1-2 | DNP | 9-5-2 | 0-0-0 |
| Alabama | 02/22/2024 | 72-44 | 5-3-4 | 14-10-0 | 12-4-1 | DNP | 9-3-2 | 10-7-0 | 9-7-2 | 13-1-0 | DNP | 0-5-2 | 0-3-1 |
| at Kentucky | 02/25/2024 | 103-55 | 11-2-4 | 13-3-4 | 5-1-3 | DNP | 17-3-3 | 16-6-4 | 10-12-5 | 18-1-1 | DNP | 9-6-5 | 4-2-1 |
| at Arkansas | 02/29/2024 | 98-61 | 8-4-5 | 21-11-0 | 12-5-1 | 11-3-1 | 17-4-2 | 7-9-3 | 10-5-2 | 4-1-2 | DNP | 4-6-7 | 4-2-0 |
| Tennessee | 03/03/2024 | 76-68 | 14-4-4 | 13-4-1 | 4-2-2 | 18-14-2 | 13-5-3 | 1-3-1 | 0-2-0 | 13-6-0 | DNP | 0-8-4 | 0-0-0 |
| vs Texas A&M | 03/08/2024 | 79-68 | 8-4-2 | 10-5-1 | 13-2-0 | 17-6-3 | 6-3-4 | 6-3-1 | 8-6-1 | 5-1-3 | DNP | 6-6-5 | 0-0-0 |
| vs Tennessee | 03/09/2024 | 74-73 | 3-2-3 | 6-5-0 | 8-1-3 | 13-5-1 | 13-4-0 | 6-1-0 | 8-6-0 | 6-4-2 | DNP | 11-7-4 | 0-0-0 |
| vs LSU | 03/10/2024 | 79-72 | 12-2-5 | 3-6-0 | 4-0-0 | 8-6-0 | 24-0-2 | 4-4-1 | 6-4-0 | 9-3-2 | DNP | 9-5-5 | 0-2-1 |

2023-24 VS. RANKED OPPONENTS



2023-24 South Carolina Women's Basketball
Combined Team Statistics
Specific games

Page 1/1
as of Mar 20, 2024

Game Records

| Record | Overall | Home | Away | Neutral |
|----------------|---------|------|------|---------|
| ALL GAMES | 7-0 | 2-0 | 2-0 | 3-0 |
| CONFERENCE | 1-0 | 0-0 | 1-0 | 0-0 |
| NON-CONFERENCE | 6-0 | 2-0 | 1-0 | 3-0 |

Score by Periods

| Team | 1st | 2nd | 3rd | 4th | OT | TOT |
|----------------|-----|-----|-----|-----|----|-----|
| South Carolina | 132 | 147 | 161 | 155 | 0 | 595 |
| Opponents | 126 | 109 | 124 | 122 | 0 | 481 |

Team Box Score

| No. | Player | Total | | | 3-Point | | F-Throw | | Rebounds | | | | PF DQ A TO BLK STL PTS AVG | | | | | | | | | |
|------------------|--------------------|----------|-------------|------|----------------|-------------|---------------|-------------|---------------|-------------|-----------|------------|----------------------------|-------------|------------|----------|------------|------------|-----------|-----------|------------|-------------|
| | | GP-GS | MIN | AVG | FG-FGA | FG% | 3FG-3FGA | 3FG% | FT-FTA | FT% | OFF | DEF | TOT | AVG | PF | DQ | A | TO | BLK | STL | PTS | AVG |
| 0 | PAOPAO, Te-Hina | 7-7 | 232:07 | 33.2 | 38-82 | .463 | 21-46 | .457 | 5-6 | .833 | 0 | 16 | 16 | 2.3 | 7 | 0 | 33 | 14 | 0 | 11 | 102 | 14.6 |
| 10 | CARDOSO, Kamilla | 6-6 | 162:08 | 27.0 | 31-55 | .564 | 0-0 | .000 | 12-15 | .800 | 15 | 43 | 58 | 9.7 | 20 | 2 | 8 | 14 | 17 | 4 | 74 | 12.3 |
| 12 | FULWILEY, MiLaysia | 7-0 | 102:29 | 14.6 | 29-56 | .518 | 12-23 | .522 | 8-10 | .800 | 2 | 10 | 12 | 1.7 | 13 | 0 | 14 | 11 | 5 | 13 | 78 | 11.1 |
| 21 | KITTS, Chloe | 7-7 | 142:46 | 20.4 | 29-54 | .537 | 1-1 | 1.000 | 17-27 | .630 | 11 | 21 | 32 | 4.6 | 14 | 1 | 9 | 11 | 4 | 1 | 76 | 10.9 |
| 23 | HALL, Bree | 7-7 | 192:34 | 27.5 | 24-57 | .421 | 8-26 | .308 | 8-8 | 1.000 | 2 | 15 | 17 | 2.4 | 6 | 0 | 7 | 5 | 6 | 3 | 64 | 9.1 |
| 25 | JOHNSON, Raven | 7-7 | 219:07 | 31.3 | 25-65 | .385 | 4-17 | .235 | 8-12 | .667 | 4 | 36 | 40 | 5.7 | 9 | 0 | 35 | 18 | 0 | 9 | 62 | 8.9 |
| 2 | WATKINS, Ashlyn | 7-1 | 130:10 | 18.6 | 24-45 | .533 | 0-0 | .000 | 10-16 | .625 | 17 | 25 | 42 | 6.0 | 23 | 0 | 7 | 7 | 21 | 4 | 58 | 8.3 |
| 20 | FEAGIN, Sania | 7-0 | 89:58 | 12.9 | 17-29 | .586 | 0-1 | .000 | 3-8 | .375 | 12 | 12 | 24 | 3.4 | 15 | 0 | 4 | 8 | 2 | 4 | 37 | 5.3 |
| 5 | JOHNSON, Tessa | 7-0 | 85:05 | 12.2 | 7-18 | .389 | 4-11 | .364 | 10-13 | .769 | 0 | 9 | 9 | 1.3 | 5 | 0 | 6 | 5 | 1 | 5 | 28 | 4.0 |
| 24 | JAH, Sahnya | 3-0 | 14:17 | 4.8 | 5-9 | .556 | 0-1 | .000 | 1-3 | .333 | 2 | 4 | 6 | 2.0 | 3 | 0 | 2 | 1 | 0 | 1 | 11 | 3.7 |
| 35 | WALKER, Sakima | 6-0 | 29:19 | 4.9 | 1-4 | .250 | 0-0 | .000 | 3-4 | .750 | 3 | 2 | 5 | 0.8 | 4 | 0 | 1 | 4 | 1 | 0 | 5 | 0.8 |
| Team | | | | | | | | | | | 19 | 18 | 37 | | | | | | | | | |
| Total | | 7 | 1400 | | 230-474 | .485 | 50-126 | .397 | 85-122 | .697 | 87 | 211 | 298 | 42.6 | 119 | 3 | 126 | 98 | 57 | 55 | 595 | 85.0 |
| Opponents | | 7 | 1400 | | 184-481 | .383 | 44-138 | .319 | 69-100 | .690 | 98 | 170 | 268 | 38.3 | 129 | 3 | 92 | 106 | 27 | 48 | 481 | 68.7 |

Team Statistics

| | USC | OPP |
|------------------------|----------------|----------------|
| Scoring | 595 | 481 |
| Points per game | 85.0 | 68.7 |
| Scoring margin | +16.3 | - |
| Field goals-att | 230-474 | 184-481 |
| Field goal pct | .485 | .383 |
| 3 point fg-att | 50-126 | 44-138 |
| 3-point FG pct | .397 | .319 |
| 3-pt FG made per game | 7.1 | 6.3 |
| Free throws-att | 85-122 | 69-100 |
| Free throw pct | .697 | .690 |
| F-Throws made per game | 12.1 | 9.9 |
| Rebounds | 298 | 268 |
| Rebounds per game | 42.6 | 38.3 |
| Rebounding margin | +4.3 | - |
| Assists | 126 | 92 |
| Assists per game | 18.0 | 13.1 |
| Turnovers | 98 | 106 |
| Turnovers per game | 14.0 | 15.1 |
| Turnover margin | +1.1 | - |
| Assist/turnover ratio | 1.3 | 0.9 |
| Steals | 55 | 48 |
| Steals per game | 7.9 | 6.9 |
| Blocks | 57 | 27 |
| Blocks per game | 8.1 | 3.9 |
| Winning streak | 7 | - |
| Home win streak | 2 | - |
| Attendance | 34174 | 19524 |
| Home games-Avg/Game | 2-17087 | 2-9762 |
| Neutral site-Avg/Game | - | 3-8265 |

Team Results

| Date | Opponent | | Score | Att. |
|------------|-------------------|---|--------|-------|
| 11/06/2023 | vs Notre Dame | W | 100-71 | 3203 |
| 11/12/2023 | Maryland | W | 114-76 | 16007 |
| 11/30/2023 | at North Carolina | W | 65-58 | 6319 |
| 12/10/2023 | vs Utah | W | 78-69 | 8428 |
| 01/25/2024 | at LSU | W | 76-70 | 13205 |
| 02/11/2024 | UConn | W | 83-65 | 18167 |
| 03/10/2024 | vs LSU | W | 79-72 | 13163 |

LAST 5 GAMES



2023-24 South Carolina Women's Basketball
Combined Team Statistics
Specific games

Page 1/1
as of Mar 10, 2024

Game Records

| Record | Overall | Home | Away | Neutral |
|----------------|---------|------|------|---------|
| ALL GAMES | 5-0 | 1-0 | 1-0 | 3-0 |
| CONFERENCE | 2-0 | 1-0 | 1-0 | 0-0 |
| NON-CONFERENCE | 3-0 | 0-0 | 0-0 | 3-0 |

Score by Periods

| Team | 1st | 2nd | 3rd | 4th | OT | TOT |
|----------------|-----|-----|-----|-----|----|-----|
| South Carolina | 99 | 93 | 114 | 100 | 0 | 406 |
| Opponents | 70 | 70 | 108 | 94 | 0 | 342 |

Team Box Score

| No. | Player | Total | | | 3-Point | | F-Throw | | Rebounds | | | | PF DQ A TO BLK STL PTS AVG | | | | | | | | | |
|------------------|--------------------|----------|-------------|------|----------------|-------------|---------------|-------------|---------------|-------------|-----------|------------|----------------------------|-------------|-----------|----------|-----------|-----------|-----------|-----------|------------|-------------|
| | | GP-GS | MIN | AVG | FG-FGA | FG% | 3FG-3FGA | 3FG% | FT-FTA | FT% | OFF | DEF | TOT | AVG | PF | DQ | A | TO | BLK | STL | PTS | AVG |
| 12 | FULWILEY, MiLaysia | 5-1 | 85:16 | 17.1 | 25-54 | .463 | 6-16 | .375 | 17-23 | .739 | 5 | 11 | 16 | 3.2 | 9 | 0 | 11 | 7 | 0 | 10 | 73 | 14.6 |
| 10 | CARDOSO, Kamilla | 5-5 | 116:10 | 23.2 | 27-47 | .574 | 1-1 | 1.000 | 12-16 | .750 | 20 | 14 | 34 | 6.8 | 15 | 2 | 7 | 7 | 8 | 1 | 67 | 13.4 |
| 2 | WATKINS, Ashlyn | 5-0 | 97:58 | 19.6 | 22-44 | .500 | 0-0 | .000 | 9-17 | .529 | 16 | 15 | 31 | 6.2 | 14 | 0 | 2 | 8 | 7 | 5 | 53 | 10.6 |
| 0 | PAOPAO, Te-Hina | 5-5 | 146:32 | 29.3 | 15-44 | .341 | 9-24 | .375 | 6-6 | 1.000 | 1 | 15 | 16 | 3.2 | 2 | 0 | 19 | 8 | 1 | 2 | 45 | 9.0 |
| 5 | JOHNSON, Tessa | 5-0 | 101:25 | 20.3 | 12-23 | .522 | 5-10 | .500 | 12-13 | .923 | 3 | 7 | 10 | 2.0 | 6 | 0 | 6 | 8 | 2 | 2 | 41 | 8.2 |
| 23 | HALL, Bree | 5-5 | 124:20 | 24.9 | 15-41 | .366 | 3-15 | .200 | 4-7 | .571 | 5 | 10 | 15 | 3.0 | 4 | 0 | 9 | 6 | 4 | 2 | 37 | 7.4 |
| 21 | KITTS, Chloe | 5-3 | 79:17 | 15.9 | 14-26 | .538 | 0-0 | .000 | 4-5 | .800 | 7 | 16 | 23 | 4.6 | 11 | 0 | 3 | 6 | 0 | 2 | 32 | 6.4 |
| 25 | JOHNSON, Raven | 5-4 | 141:19 | 28.3 | 12-35 | .343 | 3-11 | .273 | 3-4 | .750 | 6 | 26 | 32 | 6.4 | 5 | 0 | 25 | 9 | 0 | 5 | 30 | 6.0 |
| 20 | FEAGIN, Sania | 5-2 | 91:52 | 18.4 | 10-20 | .500 | 0-1 | .000 | 4-8 | .500 | 8 | 12 | 20 | 4.0 | 11 | 0 | 6 | 4 | 4 | 2 | 24 | 4.8 |
| 35 | WALKER, Sakima | 5-0 | 15:50 | 3.2 | 2-4 | .500 | 0-0 | .000 | 0-0 | .000 | 2 | 2 | 4 | 0.8 | 4 | 0 | 1 | 4 | 0 | 0 | 4 | 0.8 |
| Team | | | | | | | | | | | 12 | 15 | 27 | | | | 3 | | | | | |
| Total | | 5 | 1000 | | 154-338 | .456 | 27-78 | .346 | 71-99 | .717 | 85 | 143 | 228 | 45.6 | 81 | 2 | 89 | 70 | 26 | 31 | 406 | 81.2 |
| Opponents | | 5 | 1000 | | 116-315 | .368 | 32-117 | .274 | 78-103 | .757 | 60 | 108 | 168 | 33.6 | 78 | 2 | 57 | 68 | 21 | 27 | 342 | 68.4 |

Team Statistics

| | USC | OPP |
|------------------------|----------------|----------------|
| Scoring | 406 | 342 |
| Points per game | 81.2 | 68.4 |
| Scoring margin | +12.8 | - |
| Field goals-att | 154-338 | 116-315 |
| Field goal pct | .456 | .368 |
| 3 point fg-att | 27-78 | 32-117 |
| 3-point FG pct | .346 | .274 |
| 3-pt FG made per game | 5.4 | 6.4 |
| Free throws-att | 71-99 | 78-103 |
| Free throw pct | .717 | .757 |
| F-Throws made per game | 14.2 | 15.6 |
| Rebounds | 228 | 168 |
| Rebounds per game | 45.6 | 33.6 |
| Rebounding margin | +12.0 | - |
| Assists | 89 | 57 |
| Assists per game | 17.8 | 11.4 |
| Turnovers | 70 | 68 |
| Turnovers per game | 14.0 | 13.6 |
| Turnover margin | -0.4 | - |
| Assist/turnover ratio | 1.3 | 0.8 |
| Steals | 31 | 27 |
| Steals per game | 6.2 | 5.4 |
| Blocks | 26 | 21 |
| Blocks per game | 5.2 | 4.2 |
| Winning streak | 5 | - |
| Home win streak | 1 | - |
| Attendance | 18000 | 3891 |
| Home games-Avg/Game | 1-18000 | 1-3891 |
| Neutral site-Avg/Game | - | 3-4388 |

Team Results

| Date | Opponent | | Score | Att. |
|------------|--------------|---|-------|-------|
| 02/29/2024 | at Arkansas | W | 98-61 | 3891 |
| 03/03/2024 | Tennessee | W | 76-68 | 18000 |
| 03/08/2024 | vs Texas A&M | W | 79-68 | 0 |
| 03/09/2024 | vs Tennessee | W | 74-73 | 0 |
| 03/10/2024 | vs LSU | W | 79-72 | 13163 |

SEC GAMES



2023-24 South Carolina Women's Basketball
Combined Team Statistics
In Conference games

Page 1/1
as of Mar 20, 2024

Game Records

| Record | Overall | Home | Away | Neutral |
|----------------|---------|------|------|---------|
| ALL GAMES | 16-0 | 8-0 | 8-0 | 0-0 |
| CONFERENCE | 16-0 | 8-0 | 8-0 | 0-0 |
| NON-CONFERENCE | 0-0 | 0-0 | 0-0 | 0-0 |

Score by Periods

| Team | 1st | 2nd | 3rd | 4th | OT | TOT |
|----------------|-----|-----|-----|-----|----|------|
| South Carolina | 317 | 324 | 368 | 339 | 0 | 1348 |
| Opponents | 229 | 215 | 255 | 228 | 0 | 927 |

Team Box Score

| No. | Player | | | | Total | | 3-Point | | F-Throw | | Rebounds | | | | | | | | PTS | AVG | | |
|------------------|--------------------|-----------|-------------|------|-----------------|-------------|---------------|-------------|----------------|-------------|------------|------------|------------|-------------|------------|----------|------------|------------|------------|------------|-------------|-------------|
| | | GP-GS | MIN | AVG | FG-FGA | FG% | 3FG-3FGA | 3FG% | FT-FTA | FT% | OFF | DEF | TOT | AVG | PF | DQ | A | TO | | | BLK | STL |
| 10 | CARDOSO, Kamilla | 13-13 | 322:29 | 24.8 | 74-134 | .552 | 0-0 | .000 | 38-60 | .633 | 53 | 75 | 128 | 9.8 | 24 | 1 | 28 | 22 | 28 | 10 | 186 | 14.3 |
| 12 | FULWILEY, MiLaysia | 16-1 | 297:36 | 18.6 | 64-149 | .430 | 17-56 | .304 | 40-50 | .800 | 8 | 31 | 39 | 2.4 | 37 | 0 | 28 | 28 | 7 | 31 | 185 | 11.6 |
| 23 | HALL, Bree | 16-16 | 444:06 | 27.8 | 67-140 | .479 | 23-53 | .434 | 14-17 | .824 | 19 | 40 | 59 | 3.7 | 21 | 0 | 19 | 17 | 9 | 8 | 171 | 10.7 |
| 0 | PAOPAO, Te-Hina | 16-16 | 453:57 | 28.4 | 61-134 | .455 | 32-75 | .427 | 14-15 | .933 | 4 | 37 | 41 | 2.6 | 11 | 0 | 62 | 23 | 4 | 10 | 168 | 10.5 |
| 2 | WATKINS, Ashlyn | 16-5 | 360:51 | 22.6 | 66-113 | .584 | 0-1 | .000 | 32-52 | .615 | 42 | 78 | 120 | 7.5 | 35 | 1 | 20 | 23 | 34 | 21 | 164 | 10.3 |
| 21 | KITTS, Chloe | 15-12 | 272:39 | 18.2 | 51-100 | .510 | 1-1 | 1.000 | 15-23 | .652 | 22 | 59 | 81 | 5.4 | 26 | 0 | 23 | 24 | 11 | 10 | 118 | 7.9 |
| 25 | JOHNSON, Raven | 16-15 | 423:29 | 26.5 | 47-117 | .402 | 8-29 | .276 | 16-25 | .640 | 20 | 68 | 88 | 5.5 | 18 | 0 | 69 | 26 | 5 | 30 | 118 | 7.4 |
| 20 | FEAGIN, Sania | 16-2 | 235:42 | 14.7 | 44-71 | .620 | 1-1 | 1.000 | 27-37 | .730 | 17 | 34 | 51 | 3.2 | 32 | 0 | 19 | 15 | 11 | 4 | 116 | 7.3 |
| 5 | JOHNSON, Tessa | 16-0 | 258:33 | 16.2 | 30-67 | .448 | 16-34 | .471 | 12-14 | .857 | 4 | 26 | 30 | 1.9 | 6 | 0 | 19 | 15 | 0 | 12 | 88 | 5.5 |
| 35 | WALKER, Sakima | 12-0 | 92:41 | 7.7 | 11-21 | .524 | 0-0 | .000 | 1-3 | .333 | 7 | 8 | 15 | 1.3 | 12 | 1 | 2 | 7 | 6 | 3 | 23 | 1.9 |
| 24 | JAH, Sahnya | 6-0 | 37:57 | 6.3 | 4-11 | .364 | 1-3 | .333 | 2-4 | .500 | 1 | 4 | 5 | 0.8 | 5 | 0 | 1 | 3 | 0 | 3 | 11 | 1.8 |
| Team | | | | | | | | | | | 25 | 29 | 54 | | | | | 3 | | | | |
| Total | | 16 | 3200 | | 519-1057 | .491 | 99-253 | .391 | 211-300 | .703 | 222 | 489 | 711 | 44.4 | 227 | 3 | 290 | 206 | 115 | 142 | 1348 | 84.3 |
| Opponents | | 16 | 3200 | | 342-1025 | .334 | 82-320 | .256 | 161-229 | .703 | 207 | 348 | 555 | 34.7 | 269 | 6 | 162 | 250 | 56 | 105 | 927 | 57.9 |

Team Statistics

| | USC | OPP |
|------------------------|-----------------|-----------------|
| Scoring | 1348 | 927 |
| Points per game | 84.3 | 57.9 |
| Scoring margin | +26.3 | - |
| Field goals-att | 519-1057 | 342-1025 |
| Field goal pct | .491 | .334 |
| 3 point fg-att | 99-253 | 82-320 |
| 3-point FG pct | .391 | .256 |
| 3-pt FG made per game | 6.2 | 5.1 |
| Free throws-att | 211-300 | 161-229 |
| Free throw pct | .703 | .703 |
| F-Throws made per game | 13.2 | 10.1 |
| Rebounds | 711 | 555 |
| Rebounds per game | 44.4 | 34.7 |
| Rebounding margin | +9.8 | - |
| Assists | 290 | 162 |
| Assists per game | 18.1 | 10.1 |
| Turnovers | 206 | 250 |
| Turnovers per game | 12.9 | 15.6 |
| Turnover margin | +2.8 | - |
| Assist/turnover ratio | 1.4 | 0.6 |
| Steals | 142 | 105 |
| Steals per game | 8.9 | 6.6 |
| Blocks | 115 | 56 |
| Blocks per game | 7.2 | 3.5 |
| Winning streak | 16 | - |
| Home win streak | 8 | - |
| Attendance | 135623 | 53258 |
| Home games-Avg/Game | 8-16953 | 8-6657 |
| Neutral site-Avg/Game | - | 0-0 |

Team Results

| Date | Opponent | | Score | Att. |
|------------|-----------------|---|--------|-------|
| 01/04/2024 | at Florida | W | 89-66 | 4192 |
| 01/07/2024 | Mississippi St. | W | 85-66 | 15751 |
| 01/11/2024 | at Missouri | W | 81-57 | 4533 |
| 01/15/2024 | Kentucky | W | 98-36 | 15929 |
| 01/21/2024 | at Texas A&M | W | 99-64 | 5924 |
| 01/25/2024 | at LSU | W | 76-70 | 13205 |
| 01/28/2024 | Vanderbilt | W | 91-74 | 18000 |
| 02/01/2024 | at Auburn | W | 76-54 | 4814 |
| 02/04/2024 | Ole Miss | W | 85-56 | 18000 |
| 02/08/2024 | Missouri | W | 83-45 | 15236 |
| 02/15/2024 | at Tennessee | W | 66-55 | 11073 |
| 02/18/2024 | Georgia | W | 70-56 | 18478 |
| 02/22/2024 | Alabama | W | 72-44 | 16229 |
| 02/25/2024 | at Kentucky | W | 103-55 | 5626 |
| 02/29/2024 | at Arkansas | W | 98-61 | 3891 |
| 03/03/2024 | Tennessee | W | 76-68 | 18000 |

SEC TOURNAMENT GAMES



2023-24 South Carolina Women's Basketball
Combined Team Statistics
Specific games

Page 1/1
as of Mar 20, 2024

Game Records

| Record | Overall | Home | Away | Neutral |
|----------------|---------|------|------|---------|
| ALL GAMES | 3-0 | 0-0 | 0-0 | 3-0 |
| CONFERENCE | 0-0 | 0-0 | 0-0 | 0-0 |
| NON-CONFERENCE | 3-0 | 0-0 | 0-0 | 3-0 |

Score by Periods

| Team | 1st | 2nd | 3rd | 4th | OT | TOT |
|----------------|-----|-----|-----|-----|----|-----|
| South Carolina | 53 | 52 | 71 | 56 | 0 | 232 |
| Opponents | 34 | 43 | 72 | 64 | 0 | 213 |

Team Box Score

| No. | Player | Total | | | 3-Point | | F-Throw | | Rebounds | | | | Other Stats | | | | | | | | | |
|------------------|--------------------|----------|------------|------|---------------|-------------|--------------|-------------|--------------|-------------|-----------|-----------|-------------|-------------|-----------|----------|-----------|-----------|-----------|-----------|------------|-------------|
| | | GP-GS | MIN | AVG | FG-FGA | FG% | 3FG-3FGA | 3FG% | FT-FTA | FT% | OFF | DEF | TOT | AVG | PF | DQ | A | TO | BLK | STL | PTS | AVG |
| 12 | FULWILEY, MiLaysia | 3-0 | 46:23 | 15.5 | 14-29 | .483 | 4-6 | .667 | 11-12 | .917 | 2 | 5 | 7 | 2.3 | 5 | 0 | 6 | 3 | 0 | 3 | 43 | 14.3 |
| 10 | CARDOSO, Kamilla | 3-3 | 76:16 | 25.4 | 16-26 | .615 | 1-1 | 1.000 | 5-7 | .714 | 10 | 7 | 17 | 5.7 | 10 | 1 | 4 | 6 | 7 | 0 | 38 | 12.7 |
| 25 | JOHNSON, Raven | 3-3 | 94:58 | 31.7 | 11-24 | .458 | 2-7 | .286 | 2-2 | 1.000 | 4 | 14 | 18 | 6.0 | 2 | 0 | 14 | 5 | 0 | 1 | 26 | 8.7 |
| 5 | JOHNSON, Tessa | 3-0 | 63:53 | 21.3 | 6-13 | .462 | 1-4 | .250 | 12-13 | .923 | 2 | 1 | 3 | 1.0 | 4 | 0 | 3 | 3 | 2 | 1 | 25 | 8.3 |
| 0 | PAOPAO, Te-Hina | 3-3 | 85:10 | 28.4 | 7-27 | .259 | 5-15 | .333 | 4-4 | 1.000 | 0 | 8 | 8 | 2.7 | 0 | 0 | 10 | 6 | 1 | 2 | 23 | 7.7 |
| 21 | KITTS, Chloe | 3-3 | 48:53 | 16.3 | 10-17 | .588 | 0-0 | .000 | 2-3 | .667 | 5 | 11 | 16 | 5.3 | 6 | 0 | 1 | 4 | 0 | 1 | 22 | 7.3 |
| 23 | HALL, Bree | 3-3 | 70:58 | 23.7 | 8-20 | .400 | 2-9 | .222 | 2-5 | .400 | 1 | 7 | 8 | 2.7 | 3 | 0 | 7 | 5 | 1 | 1 | 20 | 6.7 |
| 2 | WATKINS, Ashlyn | 3-0 | 57:27 | 19.2 | 8-21 | .381 | 0-0 | .000 | 3-6 | .500 | 9 | 7 | 16 | 5.3 | 11 | 0 | 1 | 7 | 7 | 3 | 19 | 6.3 |
| 20 | FEAGIN, Sania | 3-0 | 50:59 | 17.0 | 7-13 | .538 | 0-1 | .000 | 2-4 | .500 | 3 | 5 | 8 | 2.7 | 7 | 0 | 2 | 3 | 2 | 2 | 16 | 5.3 |
| 35 | WALKER, Sakima | 3-0 | 05:02 | 1.7 | 0-1 | .000 | 0-0 | .000 | 0-0 | .000 | 1 | 1 | 2 | 0.7 | 2 | 0 | 1 | 2 | 0 | 0 | 0 | 0.0 |
| Team | | | | | | | | | | | 8 | 7 | 15 | | | | 2 | | | | | |
| Total | | 3 | 600 | | 87-191 | .455 | 15-43 | .349 | 43-56 | .768 | 45 | 73 | 118 | 39.3 | 50 | 1 | 49 | 46 | 20 | 14 | 232 | 77.3 |
| Opponents | | 3 | 600 | | 71-186 | .382 | 20-57 | .351 | 51-66 | .773 | 43 | 63 | 106 | 35.3 | 45 | 1 | 37 | 43 | 10 | 18 | 213 | 71.0 |

Team Statistics

| | USC | OPP |
|------------------------|---------------|---------------|
| Scoring | 232 | 213 |
| Points per game | 77.3 | 71.0 |
| Scoring margin | +6.3 | - |
| Field goals-att | 87-191 | 71-186 |
| Field goal pct | .455 | .382 |
| 3 point fg-att | 15-43 | 20-57 |
| 3-point FG pct | .349 | .351 |
| 3-pt FG made per game | 5.0 | 6.7 |
| Free throws-att | 43-56 | 51-66 |
| Free throw pct | .768 | .773 |
| F-Throws made per game | 14.3 | 17.0 |
| Rebounds | 118 | 106 |
| Rebounds per game | 39.3 | 35.3 |
| Rebounding margin | +4.0 | - |
| Assists | 49 | 37 |
| Assists per game | 16.3 | 12.3 |
| Turnovers | 46 | 43 |
| Turnovers per game | 15.3 | 14.3 |
| Turnover margin | -1.0 | - |
| Assist/turnover ratio | 1.1 | 0.9 |
| Steals | 14 | 18 |
| Steals per game | 4.7 | 6.0 |
| Blocks | 20 | 10 |
| Blocks per game | 6.7 | 3.3 |
| Winning streak | 3 | - |
| Home win streak | 0 | - |
| Attendance | 0 | 0 |
| Home games-Avg/Game | 0-0 | 0-0 |
| Neutral site-Avg/Game | - | 3-11596 |

Team Results

| Date | Opponent | | Score | Att. |
|------------|--------------|---|-------|-------|
| 03/08/2024 | vs Texas A&M | W | 79-68 | 8841 |
| 03/09/2024 | vs Tennessee | W | 74-73 | 12784 |
| 03/10/2024 | vs LSU | W | 79-72 | 13163 |



**2023-24 South Carolina Women's Basketball
Combined Team Statistics
All games**

Page 1/1
as of Mar 20, 2024

Game Records

| Record | Overall | Home | Away | Neutral |
|----------------|---------|------|------|---------|
| ALL GAMES | 32-0 | 15-0 | 12-0 | 5-0 |
| CONFERENCE | 16-0 | 8-0 | 8-0 | 0-0 |
| NON-CONFERENCE | 16-0 | 7-0 | 4-0 | 5-0 |

Score by Periods

| Team | 1st | 2nd | 3rd | 4th | OT | TOT |
|----------------|-----|-----|-----|-----|----|------|
| South Carolina | 663 | 673 | 751 | 667 | 0 | 2754 |
| Opponents | 444 | 398 | 509 | 451 | 0 | 1802 |

Team Box Score

| No. | Player | Total | | | 3-Point | | F-Throw | | Rebounds | | | | Other Stats | | | | | | | | | |
|------------------|--------------------|-----------|-------------|------|------------------|-------------|----------------|-------------|----------------|-------------|------------|-------------|-------------|-------------|------------|-----------|------------|------------|------------|------------|-------------|-------------|
| | | GP-GS | MIN | AVG | FG-FGA | FG% | 3FG-3FGA | 3FG% | FT-FTA | FT% | OFF | DEF | TOT | AVG | PF | DQ | A | TO | BLK | STL | PTS | AVG |
| 10 | CARDOSO, Kamilla | 28-27 | 699:22 | 25.0 | 156-267 | .584 | 1-1 | 1.000 | 78-116 | .672 | 99 | 167 | 266 | 9.5 | 56 | 3 | 60 | 48 | 74 | 16 | 391 | 14.0 |
| 12 | FULWILEY, MiLaysia | 32-3 | 598:32 | 18.7 | 135-304 | .444 | 35-108 | .324 | 74-94 | .787 | 20 | 72 | 92 | 2.9 | 72 | 1 | 72 | 56 | 22 | 56 | 379 | 11.8 |
| 0 | PAOPOA, Te-Hina | 31-31 | 857:00 | 27.6 | 123-267 | .461 | 73-155 | .471 | 25-29 | .862 | 7 | 76 | 83 | 2.7 | 17 | 0 | 116 | 49 | 6 | 26 | 344 | 11.1 |
| 2 | WATKINS, Ashlyn | 32-6 | 650:42 | 20.3 | 130-228 | .570 | 0-1 | .000 | 50-90 | .556 | 88 | 138 | 226 | 7.1 | 78 | 2 | 36 | 45 | 77 | 39 | 310 | 9.7 |
| 23 | HALL, Bree | 32-32 | 848:56 | 26.5 | 117-258 | .453 | 46-115 | .400 | 29-41 | .707 | 27 | 74 | 101 | 3.2 | 35 | 0 | 42 | 35 | 17 | 17 | 309 | 9.7 |
| 21 | KITTS, Chloe | 31-28 | 589:31 | 19.0 | 116-219 | .530 | 1-2 | .500 | 51-77 | .662 | 53 | 134 | 187 | 6.0 | 48 | 1 | 47 | 47 | 21 | 15 | 284 | 9.2 |
| 25 | JOHNSON, Raven | 31-29 | 861:03 | 27.8 | 102-227 | .449 | 21-63 | .333 | 27-42 | .643 | 33 | 133 | 166 | 5.4 | 34 | 0 | 153 | 54 | 5 | 61 | 252 | 8.1 |
| 20 | FEAGIN, Sania | 32-2 | 461:18 | 14.4 | 86-148 | .581 | 1-4 | .250 | 37-56 | .661 | 39 | 71 | 110 | 3.4 | 58 | 0 | 33 | 36 | 19 | 12 | 210 | 6.6 |
| 5 | JOHNSON, Tessa | 29-1 | 475:49 | 16.4 | 56-121 | .463 | 26-58 | .448 | 32-38 | .842 | 8 | 40 | 48 | 1.7 | 18 | 0 | 32 | 28 | 2 | 21 | 170 | 5.9 |
| 24 | JAH, Sahnya | 16-0 | 146:15 | 9.1 | 21-58 | .362 | 3-15 | .200 | 4-12 | .333 | 10 | 22 | 32 | 2.0 | 17 | 0 | 10 | 8 | 1 | 10 | 49 | 3.1 |
| 35 | WALKER, Sakima | 28-1 | 211:32 | 7.6 | 21-41 | .512 | 0-0 | .000 | 14-19 | .737 | 13 | 24 | 37 | 1.3 | 25 | 1 | 3 | 15 | 12 | 7 | 56 | 2.0 |
| Team | | | | | | | | | | | 63 | 72 | 135 | | | | | | | | | |
| Total | | 32 | 6400 | | 1063-2138 | .497 | 207-522 | .397 | 421-614 | .686 | 460 | 1023 | 1483 | 46.3 | 458 | 8 | 604 | 427 | 256 | 280 | 2754 | 86.1 |
| Opponents | | 32 | 6400 | | 662-2069 | .320 | 171-641 | .267 | 307-449 | .684 | 412 | 684 | 1096 | 34.3 | 538 | 12 | 322 | 512 | 100 | 212 | 1802 | 56.3 |

Team Statistics

| | USC | OPP |
|------------------------|------------------|-----------------|
| Scoring | 2754 | 1802 |
| Points per game | 86.1 | 56.3 |
| Scoring margin | +29.8 | - |
| Field goals-att | 1063-2138 | 662-2069 |
| Field goal pct | .497 | .320 |
| 3 point fg-att | 207-522 | 171-641 |
| 3-point FG pct | .397 | .267 |
| 3-pt FG made per game | 6.5 | 5.3 |
| Free throws-att | 421-614 | 307-449 |
| Free throw pct | .686 | .684 |
| F-Throws made per game | 13.2 | 9.6 |
| Rebounds | 1483 | 1096 |
| Rebounds per game | 46.3 | 34.3 |
| Rebounding margin | +12.1 | - |
| Assists | 604 | 322 |
| Assists per game | 18.9 | 10.1 |
| Turnovers | 427 | 512 |
| Turnovers per game | 13.3 | 16.0 |
| Turnover margin | +2.7 | - |
| Assist/turnover ratio | 1.4 | 0.6 |
| Steals | 280 | 212 |
| Steals per game | 8.8 | 6.6 |
| Blocks | 256 | 100 |
| Blocks per game | 8.0 | 3.1 |
| Winning streak | 32 | - |
| Home win streak | 15 | - |
| Attendance | 247331 | 75096 |
| Home games-Avg/Game | 15-16489 | 12-6258 |
| Neutral site-Avg/Game | - | 5-9284 |

Team Results

| Date | Opponent | Score | Att. |
|------------|-------------------|----------|-------|
| 11/06/2023 | vs Notre Dame | W 100-71 | 3203 |
| 11/12/2023 | Maryland | W 114-76 | 16007 |
| 11/16/2023 | Clemson | W 109-40 | 16820 |
| 11/20/2023 | South Dakota St. | W 78-38 | 14799 |
| 11/24/2023 | Mississippi Val. | W 101-19 | 14558 |
| 11/30/2023 | at North Carolina | W 65-58 | 6319 |
| 12/03/2023 | at Duke | W 77-61 | 5607 |
| 12/06/2023 | Morgan St. | W 104-38 | 16181 |
| 12/10/2023 | vs Utah | W 78-69 | 8428 |
| 12/16/2023 | Presbyterian | W 99-29 | 15176 |
| 12/19/2023 | at Bowling Green | W 93-62 | 4195 |
| 12/30/2023 | at East Carolina | W 73-36 | 5717 |
| 01/04/2024 | at Florida | W 89-66 | 4192 |
| 01/07/2024 | Mississippi St. | W 85-66 | 15751 |
| 01/11/2024 | at Missouri | W 81-57 | 4533 |
| 01/15/2024 | Kentucky | W 98-36 | 15929 |
| 01/21/2024 | at Texas A&M | W 99-64 | 5924 |
| 01/25/2024 | at LSU | W 76-70 | 13205 |
| 01/28/2024 | Vanderbilt | W 91-74 | 18000 |
| 02/01/2024 | at Auburn | W 76-54 | 4814 |
| 02/04/2024 | Ole Miss | W 85-56 | 18000 |
| 02/08/2024 | Missouri | W 83-45 | 15236 |
| 02/11/2024 | UConn | W 83-65 | 18167 |
| 02/15/2024 | at Tennessee | W 66-55 | 11073 |
| 02/18/2024 | Georgia | W 70-56 | 18478 |
| 02/22/2024 | Alabama | W 72-44 | 16229 |
| 02/25/2024 | at Kentucky | W 103-55 | 5626 |
| 02/29/2024 | at Arkansas | W 98-61 | 3891 |
| 03/03/2024 | Tennessee | W 76-68 | 18000 |
| 03/08/2024 | vs Texas A&M | W 79-68 | 8841 |
| 03/09/2024 | vs Tennessee | W 74-73 | 12784 |
| 03/10/2024 | vs LSU | W 79-72 | 13163 |