SOUTH CAROLINA WOMEN'S BASKETBALL

Asst. AD Communications/PR: Diana Koval | **Office:** 803.777.7977 | **Cell:** 314.369.6050 | **Email:** dkoval@mailbox.sc.edu
Web: www.GamecocksOnline.com | **X:** @GamecockWBB | **Instagram:** @GamecockWBB | **TikTok:** @GamecockWBB | **Facebook:** @GamecockWBB

2024 SEC TOURNAMENT SEMIFINALS

MARCH 9, 2024 – 4:30 PM – GREENVILLE, SC. – BON SECOURS WELLNESS ARENA

HOW TO FOLLOW

TV: SEC Network (Courtney Lyle, Carolyn Peck, Brooke Weisbrod)
Radio: 98.5 FM (Brad Muller)/SiriusXM 106 or 190
Live Stats: StatBroadcast.com

THE MATCHUP

GAMECOCKS

30-0, 16-0 SEC

Ranking: 1/1 (AP/Coaches)
Head Coach: Dawn Staley
Record at SC: 432-106 (16th)
Career Record: 604-186 (24th)
Top Scorer: Kamilla Cardoso (14.2)
Top Rebounder: Kamilla Cardoso (9.8)

LADY VOLS

19-11, 10-6 SEC

Ranking: /- (AP/Coaches)
Head Coach: Kellie Harper
Record at TN: 107-50 (5th)
Career Record: 392-257 (20th)
Top Scorer: Rickea Jackson (19.3)
Top Rebounder: Rickea Jackson (8.0)

THE SERIES

South Carolina Record: 14-49
H: 5-21 **A:** 5-23 **N:** 4-5
Current Streak: Won 6
Last Meeting: W, 68-76, 3/3/24 in Columbia
First Meeting: L, 54-62, 1/15/79 in Knoxville

GAMECOCK NOTABLES

- South Carolina is 4-3 against Tennessee in SEC Tournament action with all four wins coming in the last four meetings. The Gamecocks won their first SEC Tournament title (2015) and their most recent one (2023) by defeating the Lady Vols in the final game.
- Seven Gamecocks averaged at least 8.0 points over the last five games, including four in double figures.
- At least five Gamecocks scored in double figures in 18 games this season with another nine games of four in double figures.
- South Carolina's bench averages 33.3 points, outscoring its counterparts by 20.5 points per game on the season. Over the last five games, the bench scoring has risen to 37.8 points per game compared to just a 10.8 average by its opponents.
- Of the Gamecocks' 30 wins, 19 were by 20 or more points with just four decided by single digits.
- South Carolina has allowed an opponent to shoot 40.0 percent or better just four times.
- All 10 players on the Gamecocks' active roster shoot over 40.0 percent, including all five post players over 50.0 percent accuracy.
- Over the last five games, eight Gamecocks have played at least 20.0 minutes per game.
- Sophomore Tessa Johnson is the latest Gamecock to catch fire, averaging 9.2 points on 60.9 percent shooting over the last five games, including 72.7 percent (8-of-11) from 3-point range.
- In her last three games back, All-SEC First-Team center Kamilla Cardoso averaged 15.3 points on 60.7 percent shooting to go with 7.7 rebounds per game.
- Sophomore Ashlyn Watkins has scored in double figures each of the last four games, her longest streak of the season. Averaging 14.2 points in that stretch has lifted her season average to 10.0 points on 58.3 percent shooting.

3 The Gamecocks and Lady Vols are meeting for the third time in 23 days and the second time in the last seven days.	**7** South Carolina has reached 30 wins for the seventh time in the last nine seasons.	**15.4** The Gamecocks average 15.4 second-chance points per game on the season, including 13.4 per SEC game.

SCHEDULE/RESULTS

Aflac Oui-Play (Paris, France)		
Nov. 6	vs. #10/10 Notre Dame (ESPN)	W, 100-71
Nov. 12	**#14/11 Maryland (ABC)**	**W, 114-76**
Nov. 16	**Clemson (SECN)**	**W, 109-40**
Nov. 20	**South Dakota State (SECN+)**	**W, 78-38**
Nov. 24	**Miss. Valley St. (SECN+)**	**W, 101-19**
ACC/SEC Challenge		
Nov. 30	at #24/24 North Carolina (ESPN)	W, 65-58
Jimmy V Classic		
Dec. 3	at Duke (ABC)	W, 77-61
Dec. 6	**Morgan State (SECN+)**	**W, 104-38**
Basketball Hall of Fame Showcase (Uncasville, CT)		
Dec. 10	vs. #11/7 Utah (ESPN)	W, 78-69
Dec. 16	**Presbyterian (SECN+)**	**W, 99-29**
Dec. 19	at Bowling Green (ESPN+)	W, 93-62
Dec. 30	at East Carolina (ESPN2)	W, 73-36
Jan. 4	at Florida* (SECN)	W, 89-66
Jan. 7	**Mississippi State* (ESPN)**	**W, 85-66**
Jan. 11	at Missouri* (SECN+)	W, 81-57
Jan. 15	**Kentucky* (SECN)**	**W, 98-36**
Jan. 21	at Texas A&M* (SECN)	W, 99-64
Jan. 25	at #9/9 LSU* (ESPN)	W, 76-70
Jan. 28	**Vanderbilt* (SECN)** *We Back Pat*	**W, 91-74**
Feb. 1	at Auburn* (SECN+)	W, 76-54
Feb. 4	**Ole Miss* (ESPN2)** *Play 4 Kay*	**W, 85-56**
Feb. 8	**Missouri* (SECN)**	**W, 83-45**
Feb. 11	**#11/9 Connecticut (ESPN)**	**W, 83-65**
Feb. 15	at Tennessee* (ESPN)	W, 66-55
Feb. 18	**Georgia* (ABC)**	**W, 70-56**
Feb. 22	**Alabama* (SECN)**	**W, 72-44**
Feb. 25	at Kentucky* (SECN)	W, 103-55
Feb. 29	at Arkansas* (SECN)	W, 98-61
Mar. 3	**Tennessee* (ESPN)**	**W, 76-68**
	SEC Tournament (Greenville, S.C.)	
Mar. 8	Texas A&M (SECN)	W, 79-68
Mar. 9	Tennessee (ESPNU)	4:30 p.m.
Mar. 10	Championship (ESPN)	3 p.m.

* indicates SEC game
All Times Listed as Eastern and are subject to change
Television outlet listed in parentheses

TALE OF THE TAPE

	Points	FG%	3FG%	3FGM per Game	FT%	FTM per Game	Scoring Def.	Scoring Margin	FG% Def.	3FG% Def.	Reb. Margin	Assist Avg.	TO Margin	Blocks Avg.	Steals Avg.
SOUTH CAROLINA	86.7	.502	.402	6.5	.681	13.2	55.2	+31.5	.316	.260	+12.9	19.2	+2.6	8.0	8.9
TENNESSEE	76.0	.431	.318	6.7	.746	14.0	69.5	+6.5	.391	.326	+6.5	15.5	-3.1	3.2	5.1

0

Te-Hina Paopao
tuh-HEE-nuh POW-pow
5-9 • Sr. • Guard
Oceanside, Calif.

	Season	Career^
PPG	11.3	12.2
APG	3.7	3.6
FG%	.476	.432
3FG%	.486	.409
FT%	.852	.865

LAST GM: 8 pts, 2 assts, 4 rebs vs. TAM
NOTABLE: Good court vision and shooter ... 2nd-team All-SEC. ... 1st in NCAA in 3FG%; in SEC, 2nd in 3s/gm (2.4), 4th in A:TO (2.4), 10th in apg ... Nancy Lieberman, Staley, Naismith, Wooden Watch Lists.

Career Highs
Pts: 28 vs. Stanford, 3/2/23^
Reb: 9 vs. Stanford, 2/15/21^
Asst: 10 vs. USD, 3/23/23^
Stl: 4, 2x, vs. Seatt., 11/12/22^
3FG: 7, 2x, vs. Stan., 3/23/23^

2

Ashlyn Watkins
ASH-lynn
6-3 • So. • Forward
Columbia, S.C.

	Season	Career
PPG	10.0	7.4
RPG	7.2	5.1
BPG	2.4	1.5
FG%	.583	.576
FT%	.560	.526

LAST GM: 10 pts, 5 rebs vs. TAM
NOTABLE: Strong, effortlessly athletic ... 2nd-team All-SEC ... 17th in NCAA in bpg; in SEC 11th in rpg ... 8 dbl-dbls ... in SEC games – 9th in rpg (7.5), 3rd in bpg (2.1), 10th off. rpg (2.6).

Career Highs
Pts: 21 at Arkansas, 2/29/24
Reb: 15 at Auburn, 2/1/24
Blk: 6, 2x, at Florida, 1/4/24
Asst: 4 at Kentucky, 2/25/24
Stl: 4, 2x, at Tennessee, 2/15/24

5

Tessa Johnson
6-0 • Fr. • Guard
Albertville, Minn.

	Season	Career
PPG	5.9	5.9
APG	1.1	1.1
FG%	.469	.469
3FG%	.464	.464
FT%	.813	.813

LAST GM: 13 pts, 2 rebs, 1 blk vs. TAM
NOTABLE: Multi-level scoring threat ... 7 gms of 10+ pts ... last 5 gms – 9.2 ppg, 60.9 FG% 72.7 3FG% ... #25 in 2023 Class ... McDonald's All-American (won 3-pt contest) ... MGBCA Miss Basketball.

Career Highs
Pts: 16 vs. Morgan St, 12/6/23
Reb: 7 vs. Maryland, 11/12/23
Asst: 5 vs. Missouri, 2/8/24
Stl: 3, 2x, vs. Alabama, 2/22/24
3FG: 4 at Arkansas, 2/29/24

10

Kamilla Cardoso
kuh-MILL-uh car-DOE-zo
6-7 • Sr. • Center
Montes Claros, Brazil

	Season	Career^
PPG	14.2	10.4
RPG	9.8	7.8
BPG	2.6	2.1
FG%	.589	.571
FT%	.678	.668

LAST GM: 17 pts, 6 rebs, 3 assts vs. TAM
NOTABLE: Dominant on both ends ... SEC Def. POY, 1st-team All-SEC ... 13 dbl-dbls ... 13th in NCAA in bpg, 1st in FG% ... 3.6 off. rpg ... all NPOY & Lisa Leslie watch lists ... 2023 SEC 6th Woman of the Year.

Career Highs
Pts: 25 vs. Lincoln, 12/2/20^
Reb: 16, 3x, vs. UGA, 2/18/24^
Assts: 6, 2x, vs. Miss. St., 1/7/24
Blk: 9 vs. Notre Dame, 1/31/21^
Stl: 3 vs. Georgia, 2/18/24

12



MiLaysia Fulwiley
my-LAY-zhuh full-WHY-lee
5-10 • Fr. • Guard
Columbia, S.C.

	Season	Career
PPG	11.4	11.4
APG	2.3	2.3
FG%	.434	.434
3FG%	.304	.304
FT%	.779	.779

LAST GM: 6 pts, 3 rebs, 4 assts vs. TAM
NOTABLE: A "generational player" who soaks up coaching ... SEC All-Freshman Team ... team's top scorer 8x, 19 gms of 10+ points ... #13 in Class of 2023 ... HS All-American ... 4x SCBCA Plyr of the Yr.

Career Highs
Pts: 21 at Texas A&M, 1/21/24
Reb: 9, 2x, at ECU, 12/30/23
Asst: 6, 2x, vs. Miss. St, 12/6/23
Stl: 6, 2x, vs. Missouri, 2/8/24
3FG: 4 vs. Clemson, 11/16/23

20

Sania Feagin
suh-NYE-uh FAY-ghin
6-3 • Jr. • Forward
Ellenwood, Ga.

	Season	Career
PPG	6.7	4.4
RPG	3.5	2.4
BPG	0.6	0.5
FG%	.586	.595
FT%	.673	.664

LAST GM: 6 pts, 3 rebs, 1 asst vs. TAM
NOTABLE: Physical inside player, stretching offensive range ... growing confidence ... last 5 gms – 8.0 ppg, 5.6 rpg, 1.6 bpg, 20.1 mins/gm, 2 starts ... 9 games of 10+ points.

Career Highs
Pts: 16 at Kentucky, 2/25/24
Reb: 9 at Arkansas, 2/29/24
Asst: 4, 2x, at Kentucky, 2/25/24
Blk: 5 at Kentucky, 2/25/24
Stl: 2 at Georgia, 2/13/22

21

Chloe Kitts
6-2 • So. • Forward
Ovideo, Fla.

	Season	Career
PPG	9.3	6.4
RPG	6.1	4.4
BPG	0.7	0.5
FG%	.524	.504
FT%	.653	.639

LAST GM: 8 pts, 6 rebs, 1 asst vs. TAM
NOTABLE: Tenacious, physical ... 19th in SEC in rpg ... 4 dbl-dbls, 16 gms of 10+ pts, 6 gms of 10+ rebs ... 2023 FIBA U19 World Cup gold ... early enrollee (Dec. 2022), ranked #17 in 2023 Class.

Career Highs
Pts: 21 at BGSU, 12/19/23
Reb: 14 vs. Morgan St., 12/6/23
Asst: 5, 2x, at Kentucky, 2/25/24
Blk: 5 vs. Missouri, 2/8/24
Stl: 2, 4x, vs. Alabama, 2/22/24

23



Bree Hall
6-0 • Jr. • Guard
Dayton, Ohio

	Season	Career
PPG	9.8	5.6
APG	1.3	0.5
FG%	.461	.413
3FG%	.417	.376
FT%	.711	.657

LAST GM: 5 pts, 3 assts, 1 stl vs. TAM
NOTABLE: Tough defender, explosive to the rim, solid shooter ... career best in all shooting %ages ... 15 gms in double-digit scoring, 7 games of at least three 3s ... last 5 gms – 10.6 ppg, 53.5 FG%.

Career Highs
Pts: 21 at Missouri, 1/11/24
Reb: 7 vs. Ole Miss, 2/4/24
Asst: 3, 6x, last vs. TX A&M, 3/8/24
Stl: 3 at LSU, 1/25/24
3FG: 4, 3x, at Missouri, 1/11/24

24

Sahnya Jah
suh-NYE-uh JAW
6-0 • Fr. • Forward
Alexandria, Va.

	Season	Career
PPG	3.1	3.2
RPG	2.0	2.0
BPG	0.1	0.1
FG%	.362	.368
FT%	.333	.300

LAST GM: 1 pt, 2 rebs, 3 mins vs. OM
NOTABLE: Incredibly athletic, fearless, competitive on both sides of the ball ... #40 overall in Class of 2023 ... WBCA Hon. Men. All-Amer. ... led Montverde to 2023 GEICO HS National Championship.

Career Highs
Pts: 8 vs. Clemson, 11/16/23
Reb: 7 vs. MVSU, 11/24/23
Asst: 4 vs. MVSU, 11/24/23
Blk: 1 vs. S. Dakota St., 11/20/23
Stl: 2 vs. S. Dakota St., 11/20/23

25



Raven Johnson
5-9 • So. • Guard
Atlanta, Ga.

	Season	Career
PPG	8.0	5.7
APG	5.0	4.0
FG%	.456	.416
3FG%	.339	.289
FT%	.625	.636

LAST GM: 6 pts, 6 rebs, 5 assts vs. TAM
NOTABLE: Great instincts ... quick with ball and good decision maker ... 2nd-team All-SEC ... career-high FG% ... 9th in NCAA in A:TO (2.7); 3rd in SEC in apg ... 2023 SEC All-Freshman Team

Career Highs
Pts: 18 vs. S. Dak. St., 11/20/23
Reb: 15 at Tennessee, 2/15/24
Asst: 17 vs. Clemson, 11/16/23
Stl: 5, 3x, vs. MVSU, 11/24/23
3FG: 3, 2x, at Duke, 12/3/23

35



Sakima Walker
suh-KEY-muh
6-5 • Sr. • Center
Columbus, Ohio

	Season	Career^
PPG	2.2	3.2
RPG	1.3	2.0
BPG	0.5	0.4
FG%	.525	.551
FT%	.737	.623

LAST GM: 1 min vs. TAM
NOTABLE: Scorer, rebounder, rim defender ... NJCAA D1 Player of the Year and Tournament MVP, led NW Florida to 2023 national title.

Career Highs
Pts: 13 vs. Wagner, 12/18/21^
Reb: 8 vs. Sac. Heart, 12/20/20^
Asst: 2 vs. Hamp., 12/18/20^
Blk: 3, 2x, vs. Alabama, 2/22/24^
Stl: 3, 3x, C Conn St., 12/14/21^

^ indicates includes games at previous NCAA Div. I institution

QUICK FACTS

The University

Location: Columbia, S.C.
Founded: 1801
Enrollment: 36,200
Colors: Garnet (PMS 202C) and Black
Nickname: Gamecocks
Conference: Southeastern
University President: Michael Amiridis
Athletics Director: Ray Tanner
Facility: Colonial Life Arena (18,000)

Coaching Staff

Head Coach: Dawn Staley
Alma Mater: Virginia, 1992
Overall Record: 604-186 (24th season)
School Record: 432-106 (16th season)
Assoc. Head Coach, Alma Mater:
Lisa Boyer, Ithaca, 1979 (15th season)
Assistant Coaches, Alma Mater:
Jolette Law, Iowa, 1990 (6th season)
Winston Gandy, Maryland, 2003 (1st season)
Mary Wooley, USC Aiken, 2002 (1st season)
Khadijah Sessions, South Carolina, 2016 (1st season)

Team Information

2022-23 Record: 36-1
Home: 17-0 Away:13-0 Neutral: 6-1
SEC Record (Finish): 16-0 (1st)
Home: 8-0 Away: 8-0
Letterwinners Returning/Lost: 6/8
Starters Returning/Lost: 5/0

Program History

First Year of Women's Basketball: 1974-75
All-Time Record: 1,012-535 (50th season)
All-Time SEC Record: 263-232 (33rd season)
NCAA Appearances (Last): 19 (2023)
NCAA Tournament Record: 44-17
2023 NCAA Result: Final Four
WNIT Appearances (Last): 4 (2011)
WNIT Record: 3-4

Media Relations

Women's Basketball Contact: Diana Koval
Office: 803.777.7977
Cell: 314.369.6050
Email: dkoval@mailbox.sc.edu
Women's Basketball on Social Media:
Twitter: @GamecockWBB
Instagram: @GamecockWBB
Facebook: @GamecockWBB
TikTok: @GamecockWBB
Head Coach on Social Media
Twitter: @DawnStaley
Instagram: @Staley05
Athletics Department on the Web
Website: GamecocksOnline.com
Twitter: @GamecocksOnline
Instagram: @GamecocksOnline
Facebook: Facebook.com/GamecocksOnline
YouTube: YouTube.com/GamecocksOnline

CURRENT STREAKS

	Total	Home	Road	Neut.
Overall	W30	W57	W32	W3
SEC	W47	W39	W23	–
Non-Conference	W14	W26	W11	W3
Ranked Teams	W6	W12	W9	W2

A Perennial Power

South Carolina women's basketball had been a national power for more than a decade under head coach Dawn Staley, including six 30-win seasons in the last nine campaigns. The Gamecocks have played in five Final Fours in the last eight NCAA Tournaments, including winning the 2017 and 2022 National Championships. They have been ranked in every AP Poll since Dec. 10, 2012, including a top-10 spot every week since the start of the 2019-20 season. The Gamecocks have amassed 80 AP No. 1 rankings all-time, the fourth-most by a program in the history of that poll (3rd is La. Tech, 83).

Under head coach Dawn Staley's leadership, nine Gamecocks have earned All-America status, three have earned SEC Player of the Year honors and 22 have picked up All-SEC recognition at least once. In the last nine seasons, 14 Gamecocks have been selected in the WNBA Draft, including 10 first-round picks, highlighted by two No. 1 overall picks in the last six years. Three Gamecocks have been named WNBA Rookie of the Year and one is a two-time WNBA MVP and two-time WNBA Defensive Player of the Year.

The Tennessee Series

The Gamecocks are 14-49 all-time against the Lady Vols, but the mark is 13-12 in the Dawn Staley era (beginning 2008-09) including wins in the last six and nine of the last 10. South Carolina swept the regular-season series by an average of 9.5 points.

SEC Tournament Take

South Carolina is 32-25 all-time in the SEC Tournament since joining the league for the 1991-92 season. Head coach Dawn Staley is 29-8 in the event with seven championships, all coming in the last nine years.

The Gamecocks have reached the tournament championship game eight times. With titles in 2015, 2016, 2017 and 2018, South Carolina is the only program in league history to win four consecutive SEC Tournament title, and the Gamecocks added three more titles in 2020, 2021 and 2023.

Neutral Stance

The Gamecocks are 163-96 (.629) all-time on a neutral court. South Carolina head coach Dawn Staley is 80-27 in games played at neutral sites (.748), including a 50-17 (.756) mark in postseason play.

Ranking Review

South Carolina sits atop both national polls again this week. It marks the 80th time the Gamecocks have been No. 1 in the AP Poll – the fourth-most of any program in that poll's history (3rd is La. Tech, 83).

The Gamecocks have the longest active streak of weeks in the AP Top 10 at 93, beginning with the 2019-20 preseason poll. Their 224 straight appearances in the AP Poll, dating back to Dec. 10, 2012, marks the second-longest active streak in the nation and the ninth longest all-time (8th place, Notre Dame, 234).

In the USA Today/WBCA Coaches' Poll, South Carolina has been in the top 10 since claiming the No. 10 spot in the 2019-20 preseason poll.

SEC Sayings

South Carolina has been the benchmark in the SEC over the last decade, amassing eight regular-season titles since 2013-14 (11 seasons) and finishing no lower than second in that time. Since that season, the Gamecocks have a 161-15 record (.914) in league action, including a 77-3 mark (.963) over the last five seasons (beginning 2019-20). South Carolina set a new SEC record with its 43rd-consecutive league victory with its win over Georgia on Feb. 18. The streak spans three seasons beginning on Jan. 2, 2022, with a win over Mississippi State and now stands at 47.

The Gamecocks have also had a lock on the SEC Tournament, winning seven titles since claiming their first in 2015. They became the first program to win four consecutive tournaments, claiming the crowns 2015-18.

In the last decade, three Gamecocks have been named SEC Player of the Year a combined seven times, three have collected seven SEC Defensive Player of the Year honors, two have been the league's 6th-Woman of the Year, three have been the league Freshman of the Year, one has been the SEC Scholar-Athlete of the Year, and Staley has been the Coach of the Year seven times – one shy of Pat Summitt's league-record eight selections.

Ranked Readings

Against ranked teams, South Carolina is 112-67 (.626) in the Dawn Staley era (beginning 2008-09), and even that mark is skewed by the early seasons of her tenure. Since the start of the 2014-15 campaign, the Gamecocks are 97-28 (.776) against ranked teams.

This season, South Carolina is 6-0 vs. ranked teams, and those five are the most by any team this season as are the Gamecocks' five top-15 victories.

2023-24 AWARDS

Kamilla Cardoso
SEC Defensive Player of the Year
All-SEC First Team
All-America Second Team (The Athletic)
4x USBWA Player of the Week (11/6-12, 11/27-12/3; 1/23-28; 2/12-18)
3x SEC Player of the Week (11/6-13; 1/23-28; 2/13-19)
USBWA Player of the Year Watch List
Wooden Award Late Season Top 20
Wade Trophy Watch List
Naismith Trophy Midseason Team
Naismith Defensive Player of the Year Watch List
Lisa Leslie Award Finalist

MiLaysia Fulwiley
SEC All-Freshman Team
2x SEC Freshman of the Week (1/16-22, 1/30-2/5)
The Dawn Staley Award Later Season Watch List

Bree Hall
SEC Community Service Team

Raven Johnson
All-SEC Second Team
SEC co-Player of the Week (11/14-20)
The Dawn Staley Award Later Season Watch List

Te-Hina Paopao
All-SEC Second Team
SEC Player of the Week (12/5-11)
USBWA Player of the Year Watch List
Wooden Award Late Season Top 20
Naismith Trophy Midseason Team
Nancy Lieberman Award Finalist
The Dawn Staley Award Later Season Watch List

Ashlyn Watkins
All-SEC Second Team

Dawn Staley
SEC Coach of the Year
National Coach of the Year (The Athletic)
Naismith Coach of the Year Late Season Watch List

The Staley File

In her 24th season as a head coach, Dawn Staley has a .765 (604-186) winning percentage, which ranks 10th in the nation among all active head coaches and sixth among those with at least 20 years in the position.

The unanimous 2020 National Coach of the Year, Staley became the first person to win both Naismith Player of the Year and a Naismith Coach of the Year and the first Black head coach to win multiple national championships in men's or women's basketball. She has been named national coach of the year by at least one organization four times, including three times in the last four seasons.

In her 16 seasons with the Gamecocks, Staley is the program's all-time winningest coach (432) with a program-record 12 postseason appearances. She accounts for all five of the Gamecocks' Final Four appearances (2015, 2017, 2021, 2022, 2023) and the first NCAA National Championships in program history (2017, 2022).

Staley won her 600th career game as a head coach with a 72-44 win over Alabama (Feb. 22, 2024), needing just 104 games to go from her 500th win (vs. Mercer, Mar. 21, 2021) to the 600th.

Staley's eight SEC regular-season championships trail only Pat Summitt's 16 in league history, and her seven SEC Coach of the Year awards trails Summitt's league record by just one. Staley's 199 SEC regular-season wins are the most among active league coaches and third all-time – behind just Summitt (Tennessee, 306) and Andy Landers (Georgia, 273). Her 12.4 SEC wins per season is the best in league history among coaches with more than three years in the league, and her .783 SEC winning percentage (199-55) is second only to Summitt (.874) among coaches in that group.

Opponent Files

South Carolina's regular-season schedule includes six games against teams ranked at the time of the game, including five in non-conference action. Four of those games came in the first five weeks of the season – against #10/10 Notre Dame (W, 100-71), #14/11 Maryland (W, 114-76), at #24/24 North Carolina (W, 65-58), against #11/7 Utah (78-69). South Carolina later added wins at SEC rival #9/9 LSU (76-70) and against #11/9 UConn (W, 83-65).

The Gamecocks' schedule is ranked the 34th toughest in the nation with opponents posting a .605 winning percentage. South Carolina's average opponent NET ranking is 24th. The Gamecocks' 14 wins against NET top-50 teams are the most in the country.

Awards Season

South Carolina picked up eight recognitions when the SEC coaches' votes were tallied for postseason awards with seven-time SEC Coach of the Year Dawn Staley and SEC Defensive Player of the Year Kamilla Cardoso headlining the list. Cardoso was the lone Gamecock on the All-SEC First Team, but a trio of second-team selections – Raven Johnson, Te-Hina Paopao, Ashlyn Watkins – made it a program-record tying All-SEC haul. MiLaysia Fulwiley rounded out the group with All-Freshman honors.

Closing Out the Close Ones

While South Carolina leads the country in scoring margin (+31.5), the Gamecocks' lead has been in single digits going into or during the fourth quarter eight times, including one game they trailed (by 4 at LSU, Jan. 25) and one that was tied (at Tennessee, Feb. 15) heading into the final 10 minutes.

South Carolina won all eight games, out-scoring its opponent by an average of 5.8 points in the final period. The Gamecocks posted a double-digit fourth-quarter edge in the three closest of those games – +13 at Duke, (Dec. 3), +11 at Tennessee (Feb. 15) and +10 at LSU (Jan. 25).

Keep It a Buck

South Carolina has reached 100 points six times this season, setting the program record for 100-point games in a season. The 2020-21 team still holds the program record for SEC 100-point games in a season at two.

The Gamecocks opened the season hitting the 100-point mark in three straight games, the longest such streak in program history. South Carolina's 114 points against Maryland were the second-most in program history and the most against a ranked opponent.

Bench Mob

The quality of South Carolina's depth ranks among the best in the nation. The Gamecocks' six-woman bench is second in the nation with an SEC-best 33.3 points per game. The South Carolina bench has out-scored its opponents' starters nine times this season, and the Gamecocks' top scorer in a game has been off the bench eight times.

The Gamecock bench has outscored its counterparts by 20.5 points per game, including a +18.5 margin in SEC action. The group has been most dominant against ranked opponents, outpacing that group's bench by 21.0 points per game. Only two opponents have had their bench out-score the Gamecocks' – by 10 at Duke (Dec. 3), by 5 vs. Georgia (Feb. 18).

All About Balance

South Carolina's success this season has been built on its balance in all aspects of the game.

The Gamecocks are ranked among the nation's top 15 in both scoring offense (3rd, 86.7 ppg) and defense (11th, 55.2 ppg) and are the only team among the top 30 in both.

South Carolina is fourth in the nation in field goal percentage (.502) and first in field goal percentage defense (.316). In SEC action, the Gamecocks led the league in all four categories – 84.3 ppg, 57.9 ppg allowed – .491 field goal percentage, .334 field goal percentage allowed.

The Gamecock offense is balanced as well with 54.4 percent of points coming in the paint (47.1 ppg). The guards are scoring 52.8 percent of the points (45.8 ppg). South Carolina averages 42.1 points in the first half and 44.6 in the second.

IN THE STALEY ERA (16th season)

Wins	
30-Win Seasons *(includes 2023-24)*	7
25-Win Seasons *(includes 2023-24)*	12
20-Win Seasons *(includes 2023-24)*	13
Winning Seasons *(includes 2023-24)*	14
National Rankings	
Weeks in the AP Top 25	229
Weeks in the AP Top 10	184
Weeks in the AP Top 3	113
Weeks at AP No. 1	80
Postseason	
NCAA Tournament Appearances	11
NCAA Sweet 16s	10
NCAA Final Fours	5
National Championships	2
In the SEC	
Regular-Season Championships *(includes 2023-24)*	8
Regular-Season Top 3 Finishes *(includes 2023-24)*	12
Tournament Championships	7

NATIONAL RANKINGS

Associated Press Poll *(Mar. 4)*

1.	**South Carolina**	**29-0**
2.	Stanford	26-4
3.	Iowa	26-4
4.	Ohio State	25-4
5.	Southern Cal	23-5
6.	Texas	27-4
7.	UCLA	24-5
8.	*LSU*	*26-4*
9.	*UConn*	*26-5*
10.	NC State	25-5
11.	Virginia Tech	23-6
12.	Indiana	24-4
13.	Oregon State	23-6
14.	*Notre Dame*	*23-6*
15.	Gonzaga	29-2
16.	Kansas State	24-6
17.	Baylor	23-6
18.	Colorado	21-8
19.	Oklahoma	21-8
20.	Syracuse	23-6
21.	Creighton	24-4
22.	*Utah*	*21-9*
23.	UNLV	26-2
24.	Louisville	23-8
25.	Fairfield	26-1

USA Today/WBCA Coaches' Poll *(Mar. 5)*

1.	**South Carolina**	**29-0**
2.	Stanford	26-4
3.	Iowa	26-4
4.	Ohio State	25-4
8.	*LSU*	*26-4*
6.	Texas	27-4
7.	UCLA	24-5
5.	Southern Cal	23-5
9.	*UConn*	*26-5*
10.	NC State	25-5
11.	Virginia Tech	23-6
12.	Indiana	24-4
15.	Gonzaga	29-2
14.	*Notre Dame*	*23-6*
13.	Oregon State	23-6
16.	Kansas State	24-6
17.	Baylor	23-6
21.	Creighton	24-4
18.	Colorado	21-8
20.	Syracuse	23-6
19.	Oklahoma	21-8
22.	*Utah*	*21-9*
23.	UNLV	26-2
24.	Louisville	23-8
25.	Princeton	22-4

GAMECOCKS IN 2023-24 NATIONAL POLLS

Poll	Pre	11/13	11/20	11/27	12/4	12/11	12/18	12/25	1/1	1/8	1/15	1/22	1/29	2/5	2/12	2/19	2/26	3/4	3/11	Final
Associated Press	6	1	1	1	1	1	1	1	1	1	1	1	1	1	1	1	1	1		
Coaches	4	1	1	1	1	1	1	1	1	1	1	1	1	1	1	1	1	1		

Dime Droppers

There are few things head coach Dawn Staley likes more than the extra pass. Long preaching that the ball will find who should shoot it, she has seen this year's team bring that philosophy to life. The Gamecocks twice broke the program's Staley-era record for single-game assists and have three games of 30 assists on the season. Their .572 assist percentage is the program's highest since 2014-15 (.588). That number has been bolstered by a 67.2 percent mark over the last four games.

The Gamecocks are seventh in the country with an SEC-best 19.2 assists per game and ninth in assist-to-turnover ratio at 1.4, also an SEC best. Five Gamecocks average at least two assists per game, including center Kamilla Cardoso's 2.3.

Raven Johnson leads the way at third in the SEC with 5.0 assists per game. Her 17 assists against Clemson (Nov. 16) were the second-most in program history, the most by an SEC player since 2005 and the most by any NCAA Div. I player this season. She is second in the SEC with a 2.7 assist-to-turnover ratio, which ranks ninth in the NCAA.

Behind Johnson, Te-Hina Paopao is 10th in the SEC with 3.7 assists per game, and her 2.4 assist-to-turnover ratio is fourth in the league.

Three For All

Long the Achilles heel for the Gamecocks, outside shooting has become a steady weapon for this season's team. The Gamecocks are third in the nation in accuracy, hitting 40.2 percent from 3-point range behind the efficiency of the nation's top percentage shooter in Te-Hina Paopao (.486).

South Carolina's 3-point volume has gone up as well, hitting 6.5 per game, including four games of double-digit made 3s. While the program record for made 3s per game is 9.2 set in 1993-94, the Staley era high is 5.8 in 2018-19.

Paopao's 2.4 made 3s per game are second in the SEC and include five games of at least four made 3s, including a season-high five in two games.

Paint Production

South Carolina has long dominated the paint, and this season's numbers have upheld that tradition, despite all the attention to the Gamecocks' 3-point shooting. The season kicked off with 70 of the team's 100 points against #10/10 Notre Dame (Nov. 6) coming in the paint, and seven other games have included at least half the total points coming in the paint.

With 54.4 percent of their points coming in the paint, the Gamecocks are out-scoring opponents in that space 47.1 to 23.3 (+23.9) for the season and by +21.8 points per SEC game (46.5-24.8). They are shooting 57.7 percent in the paint compared to opponents' 38.4 percent.

Last season, South Carolina averaged 43.8 points in the paint to account for 54.6 percent of its offense.

Block Party

South Carolina annually ranks among the best shot blocking teams in the country and leads the way again this season at 8.0 blocks per game – the second-ranked team averages 6.2 (Boise St). The Gamecocks have blocked 18.2 percent of their opponents' 2-point attempts this season, which also leads the nation.

The Gamecocks have posted the top three shot-blocking games in the nation this season, led by their school record-tying 17 against Presbyterian (Dec. 16).

The SEC's top two shot blockers – Kamilla Cardoso (2.6) and Ashlyn Watkins (2.4) – are ranked 13th and 17th in the nation, respectively.

Glass Cleaners

The Gamecocks continue to dominate the glass, ranking second in the nation with 46.8 rebounds per game. According to Her Hoop Stats, South Carolina is fourth in the nation in rebounding percentage, securing 58.0 percent of the opportunities actually rebounded.

Their offensive glass work is strong, ranking ninth in the nation in offensive rebounding percentage at .401 (Her Hoop Stats). The Gamecocks' 14.4 offensive boards

DOUBLE-DOUBLES (26)

Kamilla Cardoso (13)

11/6	vs. #10/10 Notre Dame	20 pts/15 rebs
11/16	Clemson	15 pts/13 rebs
11/20	South Dakota State	23 pts/10 rebs
11/24	Miss. Valley State	14 pts/10 rebs
12/3	at Duke	15 pts/14 rebs
12/30	at East Carolina	12 pts/10 rebs
1/4	at Florida	10 pts/15 rebs
1/7	Mississippi State	13 pts/14 rebs
1/15	Kentucky	12 pts/11 rebs
1/21	at Texas A&M	17 pts/13 rebs
2/15	at Tennessee	18 pts/10 rebs
2/18	Georgia	16 pts/16 rebs
3/3	Tennessee	18 pts/14 rebs

Raven Johnson (1)

2/11	#11/9 UConn	10 pts/12 rebs

Chloe Kitts (4)

11/12	#14/11 Maryland	13 pts/10 rebs
12/16	Presbyterian	11 pts/10 rebs
1/21	at Texas A&M	13 pts/10 rebs
2/25	at Kentucky	10 pts/12 rebs

Ashlyn Watkins (8)

11/12	#14/11 Maryland	13 pts/11 rebs
11/16	Clemson	12 pts/10 rebs
12/16	Presbyterian	10 pts/12 rebs
2/1	at Auburn	14 pts/15 rebs
2/5	Ole Miss	11 pts/10 rebs
2/15	at Tennessee	14 pts/10 rebs
2/22	Alabama	14 pts/10 rebs
2/29	at Arkansas	21 pts/11 rebs

GAMES LED TEAM IN...

Scoring	2023-24	Career	Record
Kamilla Cardoso	11	25^	21-4
MiLaysia Fulwiley	8	8	8-0
Te-Hina Paopao	4	25^	16-9
Bree Hall	4	7	7-0
Chloe Kitts	2	2	2-0
Ashlyn Watkins	2	4	4-0
Tessa Johnson	1	1	1-0
Sania Feagin	0	1	1-0
Sakima Walker	0	1^	1-0

Rebounding	2023-24	Career	Record
Kamilla Cardoso	15	42^	36-6
Ashlyn Watkins	8	9	9-0
Chloe Kitts	6	6	6-0
Raven Johnson	5	5	5-0
Te-Hina Paopao	0	7^	3-4
Sania Feagin	0	1	1-0
Bree Hall	0	1	1-0
Sakima Walker	0	1^	1-0

Assists	2023-24	Career	Record
Raven Johnson	18	36	36-0
Te-Hina Paopao	8	50^	37-13
Kamilla Cardoso	4	5	5-0
MiLaysia Fulwiley	3	3	3-0
Chloe Kitts	3	3	3-0
Sania Feagin	1	1	1-0
Tessa Johnson	1	1	1-0

^ indicates includes games at previous NCAA Div. I program

MISCELLANEOUS STATS

Double-Doubles	2023-24	Career	Record
Kamilla Cardoso	13	29^	26-3
Ashlyn Watkins	8	10	10-0
Chloe Kitts	4	4	4-0
Raven Johnson	1	1	1-0
Te-Hina Paopao	0	1^	1-0

20+ Points	2023-24	Career	Record
Kamilla Cardoso	3	6^	6-0
Te-Hina Paopao	1	12^	10-2
MiLaysia Fulwiley	1	1	1-0
Bree Hall	1	1	1-0
Chloe Kitts	1	1	1-0
Ashlyn Watkins	1	1	1-0

10+ Points	2023-24	Career	Record
Kamilla Cardoso	24	68^	58-10
Te-Hina Paopao	20	71^	56-15
MiLaysia Fulwiley	19	19	19-0
Ashlyn Watkins	18	25	25-0
Chloe Kitts	16	17	17-0
Bree Hall	15	20	20-0
Raven Johnson	12	15	14-1
Sania Feagin	9	15	15-0
Tessa Johnson	7	7	7-0
Sakima Walker	2	7^	6-1

10+ Rebounds	2023-24	Career	Record
Kamilla Cardoso	14	35^	31-4
Ashlyn Watkins	9	11	11-0
Chloe Kitts	6	6	6-0
Raven Johnson	2	2	2-0

5+ Assists	2023-24	Career	Record
Raven Johnson	16	28	28-0
Te-Hina Paopao	10	35^	31-4
Kamilla Cardoso	4	5	5-0
MiLaysia Fulwiley	4	4	4-0
Tessa Johnson	1	1	1-0
Chloe Kitts	2	2	2-0

5+ Blocks	2023-24	Career	Record
Kamilla Cardoso	4	13^	12-1
Ashlyn Watkins	4	4	4-0
Sania Feagin	1	1	1-0

5+ Steals	2022-23	Career	Record
Raven Johnson	3	3	3-0
MiLaysia Fulwiley	2	2	2-0

^ indicates includes games at previous NCAA Div. I program

have yielded 15.4 second-chance points, turning each offensive board into an average of 1.07 points. Against ranked opponents, that efficiency improves to 1.33 points per offensive board.

Three Gamecocks are among the SEC's top-20 rebounders, led by Kamilla Cardoso's 9.8 average, which ranks sixth in the SEC. Ashlyn Watkins stands 11th in the league with 7.2 rebounds per game, and Chloe Kitts has surged into 19th place with a 6.1 average.

Cardoso's 3.6 offensive boards per game are third in the SEC, and she scores on 42.6 percent of those rebounds. Her 4.1 offensive boards per league game also ranked third. Watkins grabs 2.7 offensive boards per game (9th), including 2.6 per SEC outing (10th).

On the current watch lists for every national player of the year award, the Lisa Leslie Award and Naismith Defensive Player of the Year, Cardoso was the SEC and USBWA National Player of the Week in the opening week of the season after leading South Carolina to a pair of top-15 victories that propelled the Gamecocks back to the No. 1 ranking they possessed every week of the last two seasons. She picked up a second USBWA National Player of the Week award on Dec. 5 after the Gamecocks' Tobacco Road sweep at #24/24 North Carolina and at Duke, a third following the' win at #9/9 LSU and a fourth after leading a pair of comebacks at Tennessee and against Georgia.

Cardoso ranks 13th in the nation in blocks (2.6) and 21st in field goal percentage (.589). Her 9.8 rebounds per game and 13 double-doubles are among the top 35. She has 11 games of at least three blocks and has shot at least 50.0 percent from the field 20 times, including five games over 70.0 percent.

On the season, Cardoso's 14.2 points per game are 14th in the SEC with her rebounding average coming in sixth. Her field goal percentage and blocks average lead the league.

Additionally, Cardoso's vision out of the post has her handing out 2.3 assists per game this season, which ranks fourth on the team.

Cardoso missed two games to play with her national team in FIBA Olympic Qualifying, where she earned a spot on the tournament's All-Star 5 behind 15.3 points and a tournament-best 11.0 rebounds per game.

Quarter Breakdown

South Carolina's defense has held an opponent to single digits in a quarter 30 times this season. The Gamecocks have out-scored their opponent by 15 or more points in a quarter 25 times. The scoring differential is largest in the second quarter (+9.1).

Here's a more detailed look at the quarter-by-quarter production for the Gamecocks this season:

Qtr.	SC-Opp Avg. Pts	Avg. Pts. Margin	SC-Opp Avg. Reb	Avg. Reb. Margin
1	20.9-14.1	+6.8	11.5-8.6	+2.9
2	21.3-12.1	+9.1	12.1-8.6	+3.4
3	23.5-15.4	+8.0	11.8-8.3	+3.5
4	21.1-13.6	+7.5	11.5-8.4	+3.0

The Gamecocks tied the program record for most points in a quarter, posting 37 in the third quarter against #14/11 Maryland (Nov. 12). They have scored at least 30 points in seven other quarters this season.

Individually, seven Gamecocks have scored double digits in a single quarter – Te-Hina Paopao (4), Kamilla Cardoso (3), MiLaysia Fulwiley (3), Sania Feagin (1), Bree Hall (1), Raven Johnson (1), Sakima Walker (1). The top single-quarter individual scoring this season is 13 points, which has happened three times – by Cardoso in the third vs. #10/10 Notre Dame (Nov. 6), by Fulwiley in the second at Texas A&M (Jan. 21) and by Cardoso in the third vs. Vanderbilt (Jan. 28).

Ain't Life Grand

South Carolina posted the program's 1,000th win in style with its 76-70 win over #9/9 LSU (Jan. 25) in front of a sold out crowd at the Tigers' Pete Maravich Center and an ESPN audience that reached 1.55 million to be the night's most watched sporting event on television, eclipsing that night's NBA game.

A pair of Gamecocks also hit the 1,000 career points mark this season in transfers Kamilla Cardoso (Dec. 29) and Te-Hina Paopao (Nov. 16). South Carolina has had at least one 1,000-point scorer in their roster in nine of the last 10 seasons – just the 2020-21 roster lacked one. Of those nine rosters, six included multiple Gamecocks to have reached the mark. The 2016-17 National Championship team featured four Gamecocks who had achieved the milestone – A'ja Wilson and Alaina Coates both hit the mark as Gamecocks while Kaela Davis and Allisha Gray had done so prior to joining South Carolina.

Vamos Kamilla!

From ACC Freshman of the Year in 2021 to SEC Sixth Woman of the Year in 2023 to 2024 SEC Defensive Player of the Year and First-Team All-SEC selection, South Carolina senior Kamilla Cardoso can be a dominant player on both ends of the court and is standing firmly in that spotlight this season after a summer that included leading Brazil to gold in the FIBA AmeriCup and earning MVP honors in the process.

Among players averaging 15.0 minutes on the season, Cardoso is sixth in the nation and second in the SEC with a 68.4 player defensive rating, and she is third in the SEC in player offensive rating (126.8) per Her Hoop Stats.

TEAM SPECIALTY STATS

South Carolina-Opponent

		Pts. in Paint	Pts. Off TOs	2nd Chance Pts	Fast Break Pts
11/6	vs. ND	70-22	26-15	15-11	30-10
11/2	MD	56-30	23-4	28-8	26-2
11/16	Clem.	64-20	28-6	20-4	29-3
11/20	SDSU	52-28	22-4	22-17	31-0
11/24	MVSU	72-8	20-5	26-4	45-2
11/30	at NC	20-24	7-7	12-6	6-5
12/3	at DU	32-22	19-15	17-7	12-18
12/6	Mor. St.	50-10	27-11	13-4	37-6
12/10	vs. Utah	44-46	18-11	17-6	9-5
12/16	Presby.	48-12	28-2	23-9	24-2
12/19	at BGSU	48-16	21-10	7-4	15-5
12/30	at ECU	36-14	15-5	18-4	26-11
1/4	at FL	56-26	12-13	6-15	19-6
1/7	Miss St	40-40	11-11	15-16	17-13
1/11	at MO	44-18	24-10	15-2	11-2
1/15	KY	54-14	34-0	17-5	28-6
1/21	at TAM	56-20	18-17	9-6	8-4
1/25	at LSU	46-40	14-15	14-13	13-4
1/28	Vandy	48-28	14-2	19-12	12-12
2/1	at AU	46-22	28-12	12-8	17-8
2/4	OM	50-26	17-2	19-6	18-9
2/8	MO	44-8	28-0	11-8	26-3
2/11	CT	34-22	17-10	15-14	19-9
2/15	at TN	48-30	13-8	17-6	16-8
2/18	GA	32-28	23-19	12-9	15-7
2/22	Ala.	34-22	12-9	12-10	10-19
2/25	at KY	52-24	32-10	6-7	17-4
2/29	at Ark.	56-22	15-8	17-2	14-7
3/3	TN	38-28	13-7	14-15	19-13
3/8	vs. TAM	44-28	15-16	14-11	8-4
Season Avg.		*47.1-23.3*	*19.8-8.8*	*15.4-8.3*	*19.2-6.9*
SEC Avg.		*46.5-24.8*	*19.3-8.9*	*13.4-8.8*	*16.3-7.8*

STARTERS VS. BENCH

		SC Starters	Opp. Starters	SC Bench	Opp. Bench
11/6	vs. ND	59	59	41	12
11/2	MD	59	56	55	20
11/16	Clem.	55	27	54	13
11/20	SDSU	62	36	16	2
11/24	MVSU	52	13	49	6
11/30	at NC	55	58	10	0
12/3	at DU	65	39	12	22
12/6	Mor. St.	44	27	60	11
12/10	vs. Utah	52	67	26	2
12/16	Presby.	57	17	42	12
12/19	at BGSU	67	29	26	33
12/30	at ECU	37	21	36	15
1/4	at FL	63	33	26	33
1/7	Miss St	59	53	26	13
1/11	at MO	55	47	26	10
1/15	KY	53	17	45	19
1/21	at TAM	54	54	45	10
1/25	at LSU	60	66	16	4
1/28	Vandy	55	48	36	26
2/1	at AU	42	41	34	13
2/4	OM	54	40	31	14
2/8	MO	43	31	40	14
2/11	CT	64	62	19	2
2/15	at TN	37	48	29	7
2/18	GA	61	42	9	14
2/22	Ala.	41	44	31	0
2/25	at KY	61	30	42	25
2/29	at Ark.	34	55	64	6
3/3	TN	59	57	17	11
3/8	vs TAM	44	56	35	12
Season Avg.		*53.4*	*42.4*	*33.3*	*12.8*
SEC Avg.		*51.9*	*44.1*	*32.3*	*13.8*

2023-24 SCORING DIFFERENTIALS

All Games

Largest lead in a win.....by 82 (101-19), 4th-0:49, vs. MVSU, 11/24
Largest deficit overcome to win.....by 11 (30-41), 2nd-1:22, at #9/9 LSU, 1/25
by 11 (21-10), 2nd-9:35, at #24/24 North Carolina, 11/30
Best Scoring Run.....28 points, 2nd-5:19 vs. Clemson, 11/16
Best Scoring Run Against.....11 points, 3rd-9:23, Georgia, 2/18
Most Lead Changes.....14 at Tennessee, 2/15
Most Times Tied.....11 at Tennessee, 2/15

vs. Ranked Opponent

Largest lead in a win.....by 39 (114-75), 4th-0:34 vs.@14/11 Maryland, 11/12
Largest deficit overcome to win.....by 11 (30-41), 2nd-1:22, at #9/9 LSU, 1/25
by 11 (21-10), 2nd-9:35, at #24/24 North Carolina, 11/30
Best Scoring Run.....12 points, 4th-6:36, vs. #14/11 Maryland, 11/12
Best Scoring Run Against.....9 points, 1st-2:06, at #9/9 LSU, 1/25
Most Lead Changes.....12 vs. #14/11 Maryland, 11/12
Most Times Tied.....7 vs. #14/11 Maryland, 11/12

Pao-erful Impact

Senior transfer Te-Hina Paopao, who earned a spot on the All-SEC Second Team, is often mentioned by her teammates as a leader, despite her summer arrival to the program. The three-time All-Pac-12 selection illustrated that leadership beautifully in the season opener against #10/10 Notre Dame (Nov. 6). As the starter with the most experience at the position, the steady guard led the way in the opening 10 minutes with seven points on 3-of-4 shooting, two assists and two steals to keep the Gamecocks within a point at the end of the period.

That steady hand has not wavered since, and Paopao is third on the team in scoring (11.3 ppg) and assists at 3.7 per game, which ranks 10th in the SEC. Among players averaging at least 15 minutes played, she leads the SEC with a 128.6 player offensive rating, which ranks 19th in the nation (Her Hoop Stats).

Paopao also continues to burnish her reputation as a 3-point shooter, leading the nation at 48.6 percent accuracy and is second in the SEC with 2.4 made per game.

She has shot at least 50.0 from 3-point range in 18 games this season, including a pair of 4-of-5 (.800) outings – against Clemson (Nov. 16), at Florida (Jan. 4). She has made at least three 3s 11 times, including a Gamecock season-high five twice – UConn (Feb. 11), Georgia (Feb. 18).

Paopao was named MVP of the Gamecocks' win over #11/7 Utah (Dec. 10) after her third 3-pointer of the game turned back a Utah rally midway through the fourth quarter.

In all, Paopao's fingerprints are on 20.0 points per game (23.0 percent of team's offense) with teammates scoring 8.7 points per game off her assists in addition to her 11.3 points per game. That total impact number rises to 25.7 ppg against ranked teams (29.8 percent).

That's So Raven

Sophomore Raven Johnson's self-proclaimed "revenge tour" is leaving little doubt that she should be part of any conversation about the best point guards in the country and earned her a spot on the All-SEC Second Team. Without losing the instincts and court vision Staley has always loved, Johnson has added her own offensive efficiency to the Gamecocks' high-octane offense.

Johnson is third in the SEC with 5.0 assists per game and second in the league with a 2.7 assist-to-turnover ratio. In SEC action, she handed out 4.3 assists per game with a 2.7 assist-to-turnover ratio that ranked second. She has handed out five or more assists 16 times this season and had more than two turnovers just 10 times.

Johnson's 17 assists against Clemson (Nov. 16) were the most by an SEC player since 2005, the second-most in program history – missing the record by one – and the most in the NCAA this season.

Beyond her assists, Johnson has nearly doubled her scoring from last season with 8.0 points per game this season on a career-best 45.6 percent shooting, which includes 33.9 percent from 3-point range.

With her points and teammates scoring 11.1 points per game off her assists, Johnson has her hands on 22.1 percent of the Gamecocks' offense (19.1 ppg).

Johnson has put her mark on the Gamecock defense as well, ranking seventh in the SEC with 2.1 steals per game, which includes eight games of at least three steals. She is also a strong rebounding guard, leading the backcourt with 5.3 boards per game, including a pair of double-digit rebound games (12 vs. #11/9 UConn, 15 at Tennessee).

Easy, Breezy, Beautiful

Junior Bree Hall has been lauded by former teammates and some of the best to play at South Carolina in the Staley era for the way she trusted the process for two seasons and stepped into the waiting spotlight this season to reap the rewards of her behind-the-scenes work.

Hall started the season with her usual solid defense, but the emergence of her fully developed offensive game during the Gamecocks' Tobacco Road sweep at #24/24 North Carolina (Nov. 30) and at Duke (Dec. 3) illustrated the complete, confident player she has become, including hitting shots in the biggest moments of the tightest games.

On Tobacco Road, it wasn't just Hall's team-best 14.0 points per game on 69.2 percent shooting in hostile environs. It was her 6-of-8 3-point shooting that included a win-sealing three in the fourth quarter of each game. It was also her defense in the final period that held UNC's top scorer Deja Kelly without a field goal and helped limit Duke's hot-shooting Reigan Richardson to just 1-of-5 shooting in the game-deciding fourth quarter.

Hall also delivered big in the fourth-quarter comeback at #9/9 LSU (Jan. 25), posting eight points, three rebounds and a timely block in the final 10 minutes. Her back-to-back threes twice broke the tie in the final three minutes as she delivered six of the team's final nine points.

On the season, Hall averages 9.8 points per game on 46.1 percent shooting. In SEC games, her scoring rose to 10.7 points per game on 47.9 percent shooting, including 43.4 percent accuracy from 3-point range.

CK Obsession

Sophomore Chloe Kitts has capitalized on her early enrollment (Jan. 2023) and individual training as she prepared for the 2023 FIBA U19 World Cup, at which she helped the U.S. to gold. All of which made her physically stronger and honed her skills.

The combination helped Kitts earn a starting spot on opening day this season, and she has proven what Staley always saw in the young 6-foot-2 forward – physicality, basketball IQ and tenacity.

Kitts has scored in double figures 16 times, led by her first career 20-point game (21 at Bowling Green, Dec. 19), and has four double-doubles, including two in SEC play.

She earned her first career double-double against #14/11 Maryland (Nov. 12). Those 13 points and 10 rebounds came in just 21 minutes on the court, and she powered home eight of her 13 points in just six minutes of the second quarter to guide the Gamecocks to a 12-point halftime lead.

The talented forward came up big at #24/24 North Carolina (Nov. 30) with 11 second-half points, highlighted by clutch mid-range jumpers and 3-of-4 free throw shooting that included a pair of makes that made it a two-possession game with 24 seconds left. Her nine first-quarter points at #9/9 LSU (Jan. 25) were half the Gamecocks' total in the period and came on 4-of-4 shooting.

On the season, Kitts averages 9.3 points and 6.1 rebounds, which rank 19th in the SEC.

Ashlyn SWatkins

While Ashlyn Watkins' athleticism has never been in question – she became the first Gamecock to dunk in a game last season at Clemson and the first to do it at Colonial Life Arena this season against Kentucky – the sophomore has brought all sides of her game together in her second season and earned a spot on the All-SEC Second Team.

Watkins' season averages include 10.0 points and 7.2 rebounds, which rank 11th in the SEC. Defensively, the sophomore forward is 17th in the nation with 2.4 blocks per game. According to Her Hoop Stats, she leads the nation (among players averaging at least 15 minutes played) in player defensive rating (65.3) and defensive win shares per 40 minutes (0.12)

In SEC action, Watkins was ninth in rebounding at 7.5 per game and third in blocks per league game at 2.1.

Watkins has eight double-doubles and at least three blocks in 14 games, including a career-high six blocks against Presbyterian (Dec. 16) and at Florida (Jan. 4).

Her poise late at #24/24 North Carolina (Nov. 30) helped deliver the win with her six fourth-quarter points capped by a pair of free throws with 14 seconds left.

Watkins made her first career start at Auburn (Feb. 1) and truly illustrated how far she has come, turning in 14 points, 15 rebounds, five blocks and three steals in 31 minutes of action, including six rebounds and two steals in the first quarter as the Gamecock offense struggled.

Against #11/9 UConn (Feb. 11), Watkins stuffed the stat sheet with 15 points, nine rebounds, three blocks, three assists and two steals.

The Full-wiley

SEC All-Freshman Team guard MiLaysia Fulwiley arrived on her hometown campus with fanfare befitting her high school highlight reel and her No. 13 ranking in the recruiting class. Often soft-spoken off the court, her game shouts from the rooftops in support of Staley calling her a "generational player" who can do things with a basketball no one else can do. Her creativity on the court keeps fans glued to their seats regardless of the score.

On the biggest stage for her college debut in Paris, Fulwiley dazzled international fans and NBA legends alike with the style in her 17 points, six assists and six steals against #10/10 Notre Dame (Nov. 6). Columbia anxiously awaited her home debut, which was a 12-point, 2-assist, 2-block, 2-steal effort in just 15 minutes against #14/11 Maryland (Nov. 12). Four days later, she needed just 16 minutes to put on a highlight-reel near double-double, torching rival Clemson for 18 points, nine rebounds and three assists.

On the season, Fulwiley is second on the team in scoring at 11.4 points per game on 43.4 percent shooting and averages 2.3 assists. She has led the team or tied for the team lead in scoring eight times.

2023-24 ROSTER

No.	Name	Pos.	Ht.	Yr.	Hometown/Last School
0	Te-Hina Paopao	G	5-9	Sr.	Oceanside, Calif./Oregon
2	Ashlyn Watkins	F	6-3	So.	Columbia, S.C./Cardinal Newman
5	Tessa Johnson	G	6-0	Fr.	Albertville, Minn./Saint Michael Albertville
10	Kamilla Cardoso	C	6-7	Sr.	Montes Claros, Brazil/Syracuse
12	MiLaysia Fulwiley	G	5-10	Fr.	Columbia, S.C./W.J. Keenan
15	Adhel Tac	F	6-5	Fr.	Grand Prairie, Texas/South Grand Prairie
20	Sania Feagin	F	6-3	Jr.	Ellenwood, Ga./Forest Park
21	Chloe Kitts	F	6-2	So.	Oviedo, Fla./DME Academy
23	Bree Hall	G	6-0	Jr.	Dayton, Ohio/Wayne
24	Sahnya Jah	F	6-0	Fr.	Montverde, Fla./Montverde Academy
25	Raven Johnson	G	5-9	So.	Atlanta, Ga./Westlake
35	Sakima Walker	C	6-5	Sr.	Columbus, Ohio / Northwest Florida State

Head Coach: Dawn Staley
Assoc. Head Coach: Lisa Boyer; **Assistant Coaches:** Jolette Law, Winston Gandy, Mary Wooley, Khadijah Sessions

In SEC action, Fulwiley built game by game, peaking at a season-best 21 points at Texas A&M on 8-of-12 shooting (.667), including three 3-pointers, in just shy of 20 minutes on the court. She averaged 11.6 points in league play on 43.0 percent shooting.

Already Adhel

For the second time in as many seasons, one of the Gamecocks' top signees chose to enroll early with the January arrival of Adhel Tac (Grand Prairie, Texas/South Grand Prairie). The No. 26 player in the Class of 2024, Tac suffered a left knee injury in early her senior season, leading to her decision to join the Gamecocks ahead of schedule. She had a procedure to repair that injury on Feb. 2. At this time, there is not an estimated date for her return to the court.

Ranked as high as No. 12 in the country before sitting out the 2022-23 season with an injury, Tac had returned to the court over the summer before the second injury derailed her final high school campaign. As a sophomore in 2021-22, she poured in 14.1 points and 8.8 rebounds per game to help lead South Grand Prairie to a Class 6A state runner-up finish.

Great Gamecock Fans

South Carolina has led the nation in average attendance in each of the last nine seasons and continues to hold that title this season by more than 1,000 fans per game.

The Gamecocks have hosted five of the top six and seven of the 10 highest-attended games in the nation this season, including five sellouts – against Vanderbilt (Jan. 28), Ole Miss (Feb. 4) UConn (Feb. 11), Georgia (Feb. 18) and Tennessee (Mar. 3). All of which has South Carolina atop the average attendance rankings at 16,489 fans per game.

The Gamecocks have had at least one sellout of their 18,000-seat Colonial Life Arena for eight straight seasons (excluding COVID-limited 2020-21 season) dating back to the first ever sellout of 18,000 on Feb. 8, 2016. This season's five sellouts are the most in a single season in program history.

Excluding the COVID limited-attendance season of 2020-21, South Carolina has drawn at least 10,000 fans 126 consecutive regular-season games beginning on Jan. 2, 2015.

Everybody's All-American

The Gamecocks' 11-woman roster includes eight McDonald's All-Americans – Kamilla Cardoso, Sania Feagin, MiLaysia Fulwiley, Bree Hall, Raven Johnson, Tessa Johnson, Te-Hina Paopao and Ashlyn Watkins.

At South Carolina, Staley has coached 23 McDonald's All-Americans, including 18 who joined the Gamecocks as freshmen. Two more will soon join the list as both 2024 signees earned the honor this season – Joyce Edwards, Madisen McDaniel.

Signing Class

South Carolina continues to shine on the recruiting trail, landing a trio of five-star prospects (including Tac) that had ESPN ranking it the No. 2 class in the nation after the early signing period. Dawn Staley's staff has proven it can both keep top players at home and draw from the best players across the nation.

Joyce Edwards
(6-2 - F - Camden, S.C./Camden)

- #2 overall
- 2024 McDonald's All-American
- 2024 Naismith HS Player of the Year Finalist
- 2024 Naismith 1st-team All-America
- 2023 USA Today HS Sports National Athlete of the Year
- 3x SCBCA 3A Player of the Year
- 2023 South Carolina Gatorade Player of the Year
- 2x 3A State Championship (2023, 2024)

Madison McDaniel
(5-9 - G - Upper Marlboro, Md./Bischop McNamara)

- #12 overall
- 2024 McDonald's All-American
- 2024 Naismith Honorable Mention All-America
- 2023 Washington Catholic Athletic Conference Player of the Year
- 2023 MaxPreps Maryland Player of the Year

WNBA Pipeline

With 10 alumnae playing in the WNBA in 2023, South Carolina had the third-most players in the league of any college program.

Since the first Staley-trained Gamecock was drafted in 2015 (Aleighsa Welch), a total of 14 South Carolina players have been taken in the WNBA Draft. Ten of those went in the first round, including two No. 1 overall picks.

With five players taken in the 2023 WNBA Draft, South Carolina joined Notre Dame (2019) and Tennessee (2008, 1999) as the only programs to have at least that many players taken in a single draft. Three of those five picks were in the first round, making South Carolina one of just seven programs to hit that benchmark.

In proof Staley sends players to the league ready, five Gamecocks have earned All-Rookie Team honors, including three WNBA Rookies of the Year – Allisha Gray (2017), A'ja Wilson (2018), Aliyah Boston (2023).

Gamecock alum A'ja Wilson has risen to become the face of the WNBA. The two-time league MVP (2020, 2022), two-time Defensive Player of the Year (2022, 2023) and five-time All-Star led her Las Vegas Aces to back-to-back WNBA Championships (2022, 2023). Wilson's former AAU and South Carolina teammate Alaina Coates joined her on the 2023 title team.

TEAM THEME: LOVE

As with most seasons, the LOVE theme has many meanings, all of which are rooted in loving the game of women's basketball. Staley often notes that "if you love the game, it will love you back" – and her career as a player and now a coach is evidence of that.

For her team, loving basketball is more than loving the wins and the trophies and the cheers from fans. That's just one side of the relationship. The pursuit of those means also loving the commitment and the sacrifice and the discipline required to get better every day, and it even means loving the doubt and criticism of others.

For the FAMS – the program's loyal fanbase – loving basketball means investing their time and money, it means saving their vacation days to come to games, and it means pouring their energy into the program's success. In return, Gamecock FAMS are part of a community that puts aside all other differences to share their love of the game and of being such an integral part of Staley's program.

SOUTH CAROLINA'S RECORD WHEN ...

	vs. Ranked	SEC	Post Season	All
Record	6-0	16-0	1-0	30-0
Playing a ranked opponent	6-0	1-0		6-0
Playing at home	1-0	8-0		15-0
Playing on the road	2-0	8-0		12-0
Playing at neutral site	2-0		1-0	3-0
Leading at half	4-0	13-0	1-0	26-0
Trailing at half	2-0	3-0		4-0
Tied at half				0-0
Playing an overtime game				0-0
0 players score in double figures				0-0
1 player scores in double figures				0-0
2 players score in double figures		1-0		1-0
3 players score in double figures		1-0	1-0	4-0
4 players score in double figures	3-0	4-0		9-0
5 players score in double figures	2-0	7-0		9-0
More than 5 players in double figures	1-0	3-0		9-0
Starters out-score opponent's starters	1-0	12-0		22-0
Opponent's starters score equal/more	4-0	4-0	1-0	8-0
Bench out-scores opponent's bench	5-0	14-0	1-0	26-0
Opponent's bench scores equal/more		2-0		4-0
Shooting 60% or better		3-0		4-0
Shooting between 50-59%	3-0	4-0	1-0	13-0
Shooting between 40-49%	2-0	7-0		10-0
Shooting between 30-39%	1-0	2-0		3-0
Shooting less than 30%				0-0
Opponent shoots 50% or better				0-0
Opponent shoots between 40-49%	3-0	2-0		4-0
Opponent shoots between 30-39%	3-0	11-0	1-0	17-0
Opponent shoots between 20-29%		3-0		6-0
Opponent shoots less than 20%				3-0
Shooting better than opponent	6-0	15-0	1-0	29-0
Shooting worse than/equal to opponent		1-0		1-0
Having more FTs made than opponent	4-0	12-0	1-0	24-0
Having equal/fewer FTs made than opponent	1-0	4-0		6-0
Out-rebounding opponent	4-0	16-0	1-0	29-0
Having equal/fewer rebounds than opponent	1-0			1-0
Having fewer TOs than opponent	3-0	11-0		21-0
Having equal or more TOs than opponent	2-0	5-0	1-0	9-0
Attempting more FT than 3FG	3-0	8-0	1-0	17-0
Attempting equal/fewer FT than 3FG	2-0	8-0		13-0
Making 5 or more 3FGs	6-0	12-0		24-0
Making fewer than 5 3FGs		4-0	1-0	6-0
Making no 3 FGs				1-0
Attempting 15 or more 3FGs	5-0	10-0		20-0
Attempting fewer than 15 3FGs	1-0	6-0	1-0	10-0
No South Carolina players foul out	4-0	13-0	1-0	24-0
One or more SC players foul out	2-0	3-0		6-0
No opposing players foul out	2-0	12-0		20-0
One or more opposing players foul out	3-0	4-0	1-0	10-0

	vs. Ranked	SEC	Post Season	All
Assist at least half of field goals made	2-0	11-0	1-0	20-0
Assist on at least 2/3 of field goals made	2-0	2-0		6-0
Assist on less than half of field goals made	4-0	5-0	1-0	11-0
Scoring more pts. in paint than opponent	4-0	15-0	1-0	27-0
Scoring equal/fewer pts. in paint than opp.	2-0	1-0		3-0
Scoring more pts. off TOs than opponent	3-0	12-0		24-0
Scoring equal/fewer pts. off TOs than opp.	2-0	3-0	1-0	5-0
Scoring more 2nd-chance pts.	5-0	12-0	1-0	26-0
Scoring equal/fewer 2nd-chance pts		4-0		4-0
Scoring more fast break pts.	6-0	14-0	1-0	27-0
Scoring equal/fewer fast break pts		2-0		3-0
Wearing primary white uniforms	2-0	8-0	1-0	15-0
Wearing secondary (Cocky) white uniforms	2-0			3-0
Wearing black uniforms	2-0	7-0		10-0
Wearing garnet uniforms		1-0		2-0
Playing in November	3-0			6-0
Playing in December	1-0			6-0
Playing in January	1-0	7-0		7-0
Playing in February	1-0	8-0		9-0
Playing in March		1-0	1-0	2-0
Playing in April				0-0
Playing during the day	2-0	6-0	1-0	15-0
Playing at night	3-0	10-0		15-0
Playing on Sunday	2-0	7-0		11-0
Playing on Monday	1-0	1-0		3-0
Playing on Tuesday				1-0
Playing on Wednesday				1-0
Playing on Thursday	2-0	8-0		10-0
Playing on Friday			1-0	2-0
Playing on Saturday				2-0
Margin is less than 5 pts.				0-0
Margin is between 5-9 pts.	3-0	2-0		4-0
Margin is between 10-19 pts.	1-0	4-0	1-0	7-0
Margin is between 20-29 pts.	1-0	5-0		6-0
Margin is between 30-39 pts.	1-0	3-0		6-0
Margin is between 40-49 pts.		1-0		2-0
Margin is 50 pts. or more		1-0		5-0
Having a 20-pt. scorer	1-0	4-0		8-0
Having a 30-pt. scorer				0-0
Scoring 49 points or less				0-0
Scoring 50-59 points				0-0
Scoring 60-69 points	1-0	1-0		2-0
Scoring 70-79 points	2-0	5-0	1-0	10-0
Scoring 80-89 points	1-0	5-0		6-0
Scoring 90-99 points		4-0		6-0
Scoring 100 points or more	2-0	1-0		6-0
Opponent scores 39 points or less		1-0		6-0
Opponent scores 40-49 points		2-0		3-0
Opponent scores 50-59 points	1-0	6-0		7-0
Opponent scores 60-69 points	2-0	5-0	1-0	10-0
Opponent scores 70-79 points	3-0	2-0		4-0
Opponent scores 80-89 points				0-0
Opponent scores 90-99 points				0-0
Opponent scores 100 points or more				0-0

2023-24 TEAM HIGH/LOW —— ALL GAMES

South Carolina Highs	South Carolina Lows	Category	Opponent Lows	Opponent Highs
114 vs. Maryland, 11/12	65 at North Carolina, 11/30	**Points in Game**	19, MVSU, 11/24	76, Maryland, 11/12
66 vs. Maryland, 11/12^	25 at Tennessee, 2/15 (1st)	**Points in a Half**	7, MVSU (2nd), 11/24	46, vs. Texas A&M, 3/8 (2nd)
37 vs. Maryland (4th), 11/12*	10 at Tennessee, 2/15 (2nd) 10 at North Carolina, 11/30 (1st)	**Points in a Quarter**	3, Presbyterian (3rd), 12/16 3, MVSU (4th), 11/24	26, vs. Texas A&M, 3/8 (3rd)
44 vs. Clemson, 11/16^	22 at North Carolina, 11/30	**Field Goals Made**	8, MVSU, 11/24	30, at LSU, 1/25
83 vs. Clemson, 11/16^ 83 vs. Notre Dame 11/6^	52 at Duke, 12/3	**Field Goal Attempts**	55, at Bowling Green, 12/19	79, at Florida, 1/4
.683 (41-630) vs. Morgan St., 12/6	.333 (27-81) vs. Tennessee, 3/3	**FG Percentage**	.119 (8-67), MVSU, 11/24	.452 (28-62) vs. Utah, 12/10
12 vs. Maryland, 11/12	0 vs. South Dakota St., 11/20	**3-Point FG Made**	1, MVSU, 11/24	11, at Bowling Green, 12/19 11, at Duke, 12/3
27 vs. Georgia, 2/18	8 vs. Texas A&M, 3/8	**3-Point FG Attempts**	7, Ole Miss, 2/4	41, at Arkansas, 2/29
.667 (8-12) at Kentucky, 2/25	.000 (0-12) vs. SDSU, 11/20	**3-Point FG Percentage**	.053 (1-19), MVSU, 11/24	.455 (10-22), Maryland, 11/12
27 vs. Ole Miss, 2/4	7 vs. Missouri, 2/8 7 at LSU, 1/25 7 at Missouri, 1/11	**Free Throws Made**	2, Kentucky, 1/15 2, at Duke, 12/3 2, MVSU, 11/24 2, South Dakota St., 11/20	17, at Texas A&M, 1/21
42 vs. Ole Miss, 2/4	8 at Missouri, 1/11	**Free Throw Attempts**	2, at Duke, 12/3	22, vs. Texas A&M, 3/8 22, Tennessee, 3/3
.906 (19-21) at Kentucky, 2/25	.500 (8-16) at Tennessee, 2/15	**FT Percentage**	.250 (2-8), MVSU, 11/24	.923 (12-13), Vanderbilt, 1/28
73 vs. Clemson, 11/16	36 at Bowling Green, 12/19	**Rebounds**	21, at Arkansas, 2/29 21, Morgan St., 12/6	45, Alabama, 2/22 45, at North Carolina, 11/30
30 at Kentucky, 2/25^ 30 vs. Clemson, 11/16^ 30 vs. Maryland, 11/12^	8 at North Carolina, 11/30	**Assists**	3, at ECU, 12/30	17, at LSU, 1/25
15 vs. South Dakota St., 11/20	1 vs. Texas A&M, 3/8	**Steals**	2, Tennessee, 3/3 2, at Missouri, 1/11	14, Georgia, 2/18
17 vs. Presbyterian, 12/16*	1 at Arkansas, 2/29	**Blocked Shots**	0, at Kentucky, 2/25 0, Presbyterian, 12/16 0, Morgan St., 12/6	9, at Auburn, 2/1
24 vs. Texas A&M, 3/8	6 vs. Vanderbilt, 1/28	**Turnovers**	9, Vanderbilt, 1/28 9, at Texas A&M, 1/21	24, Kentucky, 1/15
21 at Texas A&M, 1/21	6 vs. Presbyterian, 12/16 6 at Duke, 12/3	**Fouls**	11, UConn, 2/11	31, Ole Miss, 2/4

* indicates program record; ^ indicates Staley-era program record

2023-24 TEAM HIGH/LOW —— SEC GAMES

South Carolina Highs	South Carolina Lows	Category	Opponent Lows	Opponent Highs
103 at Kentucky, 2/25	66 at Tennessee, 2/15	**Points in Game**	36, Kentucky, 1/15	74, Vanderbilt, 1/28
61 at Kentucky, 2/25(2nd)	25 at Tennessee, 2/15 (1st)	**Points in a Half**	11, Alabama, 2/22 (1st)	44, Vanderbilt, 1/28 (2nd)
33 vs. Kentucky, 1/15 (3rd)	10 at Tennessee, 2/15 (2nd)	**Points in a Quarter**	4, Kentucky, 1/15 (4th)	25, Vanderbilt, 1/28 (4th)
40 at Arkansas, 2/29 40 vs. Kentucky, 1/15	25 vs. Alabama, 2/22 25 vs. Georgia, 2/18	**Field Goals Made**	15, Alabama, 2/22 15, Kentucky, 1/15	30, at LSU, 1/25
81 vs. Tennessee, 3/3	58 vs. Ole Miss, 2/4	**Field Goal Attempts**	53, Missouri, 2/8	79, at Florida, 1/4
.672 (39-58) at Texas A&M, 1/21	.333 (27-81) vs. Tennessee, 3/3	**FG Percentage**	.221 (15-68), Alabama, 2/22	.448 (30-67), at LSU, 1/25
10 vs. Kentucky, 1/15	2 at Tennessee, 2/15 2 vs. Ole Miss, 2/4	**3-Point FG Made**	2, at Tennessee, 2/15 2, Ole Miss, 2/4	10, at Missouri, 1/11
27 vs. Georgia, 2/18	9 at Tennessee, 2/15	**3-Point FG Attempts**	7, Ole Miss, 2/4	41, at Arkansas, 2/29
.667 (8-12) at Kentucky, 2/25	.200 (2-10) vs. Ole Miss, 2/4	**3-Point FG Percentage**	.118 (2-17) at Tennessee, 2/15	.400 (10-25), at Missouri, 1/11
27 vs. Ole Miss, 2/4	7 vs. Missouri, 2/8 7 at LSU, 1/25 7 at Missouri, 1/11	**Free Throws Made**	2, Kentucky, 1/15	17, at Texas A&M, 1/21
42 vs. Ole Miss, 2/4	8 at Missouri, 1/11	**Free Throw Attempts**	6, Kentucky, 1/15	22, Tennessee, 3/3
.906 (19-21) at Kentucky, 2/25	.500 (8-16) at Tennessee, 2/15	**FT Percentage**	.333 (2-6), Kentucky, 1/15	.923 (12-13), Vanderbilt, 1/28
57 vs. Tennessee, 3/3	37 at Kentucky, 2/25 37 vs. Vanderbilt, 1/28 37 at Missouri, 1/11	**Rebounds**	21, at Arkansas, 2/29	45, Alabama, 2/22
30 at Kentucky, 2/25^	11 at Auburn, 2/1	**Assists**	7, Alabama, 2/22 7, at Tennessee, 2/15 7, Kentucky, 1/15	17, at LSU, 1/25
15 vs. Missouri, 2/8	3 vs. Vanderbilt, 1/28	**Steals**	2, Tennessee, 3/3 2, at Missouri, 1/11	14, Georgia, 2/18
12 vs. Alabama, 2/22	1 at Arkansas, 2/29	**Blocked Shots**	0, at Kentucky, 2/25	9, at Auburn, 2/1
18 vs. Georgia, 2/18 18 at Florida, 1/4	6 vs. Vanderbilt, 1/28	**Turnovers**	9, Vanderbilt, 1/28 9, at Texas A&M, 1/21	24, Kentucky, 1/15
21 at Texas A&M, 1/21	9 vs. Kentucky, 1/15	**Fouls**	13, Missouri, 2/8	31, Ole Miss, 2/4

* indicates program record; ^ indicates Staley-era program record

2023-24 INDIVIDUAL SUPERLATIVES —— ALL GAMES

Category	South Carolina	Opponent
Points in Game	23 by Kamilla Cardoso vs. Vanderbilt, 1/28 23 by Kamilla Cardoso vs. South Dakota St., 11/20	37 by Alissa Pili, vs. Utah, 12/10
Points in a Half	16 by Te-Hina Paopao vs. UConn, 2/11 (1st) 16 by Bree Hall at Missouri, 1/11 (1st) 16 by Kamilla Cardoso South Dakota St., 11/20 (1st)	25 by Aicha Coulibaly, vs. Texas A&M, 3/8 (2nd)
Points in a Quarter	13 by Kamilla Cardoso vs. Vanderbilt, 1/28 (2nd) 13 by MiLaysia Fulwiley at Texas A&M, 1/21 (2nd) 13 by Kamilla Cardoso vs. Notre Dame, 11/6 (3rd)	17 by Leilani Correa, at Florida, 1/4 (2nd)
Field Goals Made	10 by Chloe Kitts at Bowling Green, 12/19	15 by Alissa Pili, vs. Utah, 12/1
Field Goal Attempts	18 by MiLaysia Fulwiley Missouri, 2/8	24 by Hannah Hidalgo, vs. Notre Dame, 11/6
FG Percentage	1.000 (6-6) by Ashlyn Watkins at Kentucky, 2/25	.714 (5-7) by Faith Masonius, Maryland, 11/12
3-Point FG Made	5 by Te-Hina Paopao vs. Georgia, 2/18 5 by Te-Hina Paopao vs. UConn, 2/11	7 by Morgan Sharps, at Bowling Green, 12/19
3-Point FG Attempts	11 by Te-Hina Paopao vs. Georgia, 2/18	12 by Maryam Dauda, at Arkansas, 2/29 12 by Morgan Sharps, at Bowling Green, 12/19
3-Point FG Percentage	.800 (4-5) by Tessa Johnson at Arkansas, 2/29 .800 (4-5) by Te-Hina Paopao at Florida, 1/4 .800 (4-5) by Te-Hina Paopao vs. Maryland, 11/12	.583 (7-12) by Morgan Sharps, at Bowling Green, 12/19
Free Throws Made	12 by MiLaysia Fulwiley at Kentucky, 2/25	13 by Aicha Coulibaly, vs. Texas A&M, 3/8
Free Throw Attempts	12 by MiLaysia Fulwiley at Kentucky, 2/25	15 13 by Aicha Coulibaly, vs. Texas A&M, 3/8
FT Percentage	1.000 (12-13) by MiLaysia Fulwiley at Kentucky, 2/25	.875 (7-8) by Javyn Nicholson, Georgia, 2/18
Rebounds	16 by Kamilla Cardoso vs. Georgia, 2/18 16 by Kamilla Cardoso at North Carolina, 11/30	12 by Javyn Nicholson, Georgia, 2/18 12 by Aaliyah Edwards, UConn, 2/11 12 by Alyssa Ustby, at North Carolina, 11/30
Assists	17 by Raven Johnson vs. Clemson, 11/16^	8 by Jordyn Cambridgs, Vanderbilt, 1/28
Steals	6 by MiLaysia Fulwiley vs. Missouri, 2/8 6 by MiLaysia Fulwiley vs. Notre Dame, 11/6	5 by Ines Vieira, vs. Utah 12/10
Blocked Shots	7 by Kamilla Cardoso vs. Presbyterian, 12/16	4 by Jadyn Donovan, at Duke, 12/3
Turnovers	5 by Ashlyn Watkins vs. Missouri, 2/8 5 by Raven Johnson vs. Utah, 12/10	8 by Tamaria Rumph, Morgan St., 12/6

* indicates program record; ^ indicates Staley-era program record

2023-24 INDIVIDUAL SUPERLATIVES —— SEC GAMES

Category	South Carolina	Opponent
Points in Game	23 by Kamilla Cardoso vs. Vanderbilt, 1/28	31 by Honesty Scott-Grayson, at Auburn, 2/1
Points in a Half	16 by Bree Hall at Missouri, 1/11 (1st)	21 by Honesty Scott-Grayson, at Auburn, 2/1 (2nd) 21 by Leilani Correa, at Florida, 1/4 (1st)
Points in a Quarter	13 by Kamilla Cardoso vs. Vanderbilt, 1/28 (2nd) 13 by MiLaysia Fulwiley at Texas A&M, 1/21 (2nd)	17 by Leilani Correa, at Florida, 1/4 (2nd)
Field Goals Made	9 by Ashlyn Watkins at Arkansas, 2/29 9 by Kamilla Cardoso vs. Vanderbilt, 1/28	11, 4x, last by Rickea Jackson, Tennessee, 3/3
Field Goal Attempts	18 by MiLaysia Fulwiley vs. Missouri, 2/8	23 by Rickea Jackson, Tennessee, 3/3 23 by Honesty Scott-Grayson, at Auburn, 2/1 23 by Jerkaila Jordan, Mississippi St., 1/7
FG Percentage	1.000 (6-6) by Ashlyn Watkins at Kentucky, 2/25	.633 (7-11) by Aneesah Morrow, at LSU, 1/25
3-Point FG Made	5 by Te-Hina Paopao vs. Georgia, 2/18	4, 4x, last by Abbey Schreacke, Missouri, 2/8
3-Point FG Attempts	11 by Te-Hina Paopao vs. Georgia, 2/18	12 by Maryam Dauda, at Arkansas, 2/29
3-Point FG Percentage	.800 (4-5) by Tessa Johnson at Arkansas, 2/29 .800 (4-5) by Te-Hina Paopao at Florida, 1/4	.571 (4-7), 3x, last by Abbey Schreacke, Missouri, 2/8
Free Throws Made	12 by MiLaysia Fulwiley at Kentucky, 2/25	8 by Honesty Scott-Grayson, at Auburn, 2/1
Free Throw Attempts	12 by MiLaysia Fulwiley at Kentucky, 2/25	14 by Ajae Petty, at Kentucky, 2/25
FT Percentage	1.000 (12-12) by MiLaysia Fulwiley at Kentucky, 2/25	.875 (7-8) by Javyn Nicholson, Georgia, 2/18
Rebounds	16 by Kamilla Cardoso vs. Georgia, 2/18	12 by Javyn Nicholson, Georgia, 2/18
Assists	7 by Raven Johnson at Arkansas, 2/29 7 by Raven Johnson vs. Vanderbilt, 1/28	8 by Jordyn Cambridgs, Vanderbilt, 1/28
Steals	6 by MiLaysia Fulwiley vs. Missouri, 2/8	3, 5x, last by Samara Spencer, at Arkansas, 2/29
Blocked Shots	6 by Ashlyn Watkins at Florida, 1/4	3, 5x, last by Rickea Jackson and Tamari Key, Tennessee, 3/3
Turnovers	5 by Ashlyn Watkins vs. Missouri, 2/8	6 by Ashton Judd, at Missouri, 1/11

* indicates program record; ^ indicates Staley-era program record

THE LAST TIME...

INDIVIDUAL

Scored 50 Points

South Carolina	51, Jocelyn Penn vs. Stetson, 1/4/03
Opponent	Never

Scored 40 Points

South Carolina	51, Jocelyn Penn vs. Stetson, 1/4/03
Opponent	41, Caitlyn Clark, Iowa, 3/31/23

Scored 30 Points

South Carolina	31, Zia Cooke at Georgia, 1/2/23
Opponent	37, Alissa Pili, vs. Utah 12/10/23

Grabbed 20 Rebounds

South Carolina	22, Aliyah Boston vs. N. Carolina, 3/25/22
Opponent	24, Teaira McCowan, at Mississippi State, 1/17/19

Grabbed 15 Rebounds

South Carolina	16, Kamilla Cardoso vs. Georgia, 2/18/24
Opponent	18, Kiah Gillespie, Florida State, 3/24/19

Two Players with 20 or More Points

South Carolina	Aliyah Boston 21/Zia Cooke 20 at Kentucky, 1/12/23
Opponent	Paige Bueckers 20/Aaliyah Edwards 20, UConn, 2/11/24

Two Players with 10 or More Rebounds

South Carolina	Kamilla Cardoso 13/Chloe Kitts 10 at Texas A&M, 1/21/24
Opponent	Alyssa Ustby 12/Maria Gakdeng 10, at North Carolina, 11/30/23

Three or More Players with 10 or More Rebounds

South Carolina	Raven Johnson 15/Kamilla Cardoso 10/Ashlyn Watkins 10 at Tennessee, 2/15/24
Opponent	W. Rolle 12/J. Breland 10/L. Broomfield 10, vs. North Carolina, 12/19/10

Had 10 Assists

South Carolina	17, Raven Johnson vs. Clemson, 11/16/23
Opponent	12, Channise Lewis, Maryland, 11/18/18

Had Five Steals

South Carolina	6, MiLaysia Fulwiley vs. Missouri, 2/8/24
Opponent	5, Ines Vieira, vs. Utah 12/10/23

Had Five Blocked Shots

South Carolina	5, Sania Feagin at Kentucky, 2/25/24
Opponent	5, Rita Igbokwe, vs. Ole Miss, 3/4/23

Had 20 Points and 20 Rebounds

South Carolina	Aliyah Boston (28 pts/22 rebs) vs. N. Carolina, 3/25/22
Opponent	Teaira McCowan (26 pts/24 rebs) at Mississippi State, 1/17/19

Had a Double-Double

South Carolina	Kamilla Cardoso (18 pts/14 rebs) vs. Tennessee, 3/3/24
Opponent	Javyn Nicholson (27 pts/12 rebs), Georgia, 2/18/24

Two Players had a Double-Double

South Carolina	Kamilla Cardoso (18 pts/10 rebs) / Ashlyn Watkins (14 pts/10 rebs) at Tennessee, 2/15/24
Opponent	Lexie Hull (18 pts/13 rebs), vs. Stanford, 4/2/21

Three or More Players had a Double-Double

South Carolina	L. Amihere (11 pts/11 rebs) / A. Boston (11 pts/12 rebs) / L. Grissett (13 pts/10 rebs) / V. Saxton (19 pts/12 rebs) vs. Charleston, 11/25/20
Opponent	Shakira Austin (10 pts/16 rebs) / Kaila Charles (17 pts/10 rebs) / Channise Lewis (10 pts/12 assts), Maryland, 11/18/18

Had a Triple-Double

South Carolina	Aliyah Boston (16 pts/11 rebs/10 blks) vs. Georgia, 1/21/21
Opponent	Never

TEAM

Scored 100 Points

South Carolina	104 vs. Morgan St., 12/6/23
Opponent	103, Clemson, 11/21/03

Won by 30 or More Points

South Carolina	98-61 (37) at Arkansas, 2/29/24
Opponent	66-34 (32), Georgia, 3/4/11

Overcame More Than 15-Point Deficit to Win

South Carolina	18 (16-34) 6:24 in 2nd qtr. vs. Stanford, 12/21/21*
Opponent	16 (21-37) 1:43 in 2nd qtr., at Tennessee, 2/18/21

Shot 65% or Better from the Field

South Carolina	.672 (39-58) at Texas A&M, 1/21/24
Opponent	Never

Shot 60% or Better from the Field

South Carolina	.606 (40-66) at Arkansas, 2/29/24
Opponent	.604 (29-48), Vanderbilt, 1/18/01

Shot 50% or Better from the Field

South Carolina	.518 (29-56) vs. Texas A&M, 3/8/24
Opponent	.500 (29-58) vs. Maryland, 3/27/23

No Players in Double-Figure Points

South Carolina	at Auburn, 1/19/12
Opponent	Mississippi Valley State, 11/24/23

Five Players in Double-Figure Points

South Carolina	vs. Tennessee, 3/3/24
Opponent	at Alabama, 1/5/20

More Than Five Players in Double-Figure Points

South Carolina	6 at Kentucky, 2/25/24
Opponent	6, Maryland, 11/18/18

Faced AP Top-25 Opponent

Win	83-65 vs. No. 11 UConn, 2/11/24
Loss	67-75 at No. 21 Tennessee, 2/18/21

Faced AP Top-10 Opponent

Win	76-70 at NO. 9 LSU, 1/25/24
Loss	46-54 vs.. No. 8 NC State, 12/3/20

Faced AP Top-5 Opponent

Win	88-64 vs. No. 3 LSU, 2/12/23
Loss	73-77 vs. No. 3, Iowa, 3/31/23

Faced AP No. 1 Team

Win	Never
Loss	68-93 vs. Baylor, 3/30/19

Overtime Game

Win	64-57 at Ole Miss, 2/19/23
Loss	69-70 at Missouri, 12/30/21

Double-Overtime Game

Win	82-73 at Purdue, 12/16/18
Loss	92-94 at Clemson, 11/19/09

South Carolina Was Ranked (AP Poll)

No. 1	No. 1, 3/4/24
Top 5	No. 5, 3/8/21
Top 10	No. 6, 10/17/23
Top 25	No. 15, 3/19/19

* indicates program record

SOUTH CAROLINA SINGLE-QUARTER RECORDS

TEAM

Scoring

Most	Points
1. *vs. Maryland, 11/12/23, 3rd qtr.*	*37*
vs. Saint Peter's, 11/22/16, 1st qtr.	37
3. *vs. Presbyterian, 12/16/23 1st qtr.*	*36*
at Kentucky, 1/12/23, 4th qtr.	36
vs. Alabama, 2/3/22, 1st qtr.	36
at Vanderbilt, 1/12/20, 3rd qtr.	36
vs. Alabama State, 3rd qtr.	36

Fewest	Points
1. vs. App State, 12/5/18, 4th qtr.	5
2. vs. Oregon State, 3/23/21, 4th qtr.	6
vs. Indiana, 11/28/19, 4th qtr.	6
vs. St. John's, 11/25/17, 2nd qtr.	6
vs. Stanford, 3/31/17, 2nd qtr.	6
vs. UCLA, 12/18/16, 1st qtr.	6

Fewest Allowed	Points
1. vs. Texas, 3/30/21, 4th qtr.	0
at Vanderbilt, 1/14/21, 2nd qtr.	0
at Ole Miss, 1/30/20, 1st qtr.	0
4. at Cal Poly, 11/22/22. 1st qtr.	2
vs. Howard, 3/18/22, 2nd qtr.	2
vs. Howard, 3/18/22, 1st qtr.	2
vs. UConn, 2/10/20, 1st qtr.	2

Most Allowed	Points
1. vs. Baylor, 12/2/18, 1st qtr.	32
at Maryland, 11/13/17, 4th qtr.	32
vs. Kentucky, 2/26/17, 4th qtr.	32
4. vs. Arkansas, 3/8/19, 3rd qtr.	30
vs. Connecticut, 3/26/18, 1st qtr.	30
vs. Syracuse, 3/25/16, 4th qtr.	30

Margin of Difference

Lead	Score	Margin
1. vs. Alabama State, 11/5/19, 3rd qtr.	36-9	+37
2. vs. App State, 11/17/19, 1st qtr.	35-3	+32
3. vs. Charleston, 11/25/20, 3rd qtr.	34-8	+26
vs. USC Upstate, 11/21/19, 3rd qtr.	33-7	+26
vs. Arkansas, 1/3/16, 2nd qtr.	35-9	+26
5. *vs. Clemson, 11/16/23, 1st qtr.*	*31-6*	*+25*
vs. Saint Peter's, 11/22/16, 1st qtr.	37-12	+25

Deficit	Score	Margin
1. vs. UConn, 2/1/18, 2nd qtr.	8-29	-21
2. at Tennessee, 2/15/18, 3rd qtr.	9-29	-20
3. vs. Baylor, 12/2/18, 1st qtr.	13-32	-19
at Mississippi State, 2/5/18, 4th qtr.	9-28	-19
5. vs. Indiana, 11/28/19, 4th qtr.	6-24	-18
vs. Connecticut, 3/26/18, 1st qtr.	12-30	-18

Field Goals

Made	FGM
1. at Florida, 2/27/20, 1st qtr.	15
vs. Saint Peter's, 11/22/16, 1st qtr.	15
3. vs. Coastal Carolina, 12/21/22, 1st qtr.	14
vs. Alabama, 2/3/22, 1st qtr.	14
vs. App State, 11/17/19, 1st qtr.	14
vs. Notre Dame, 11/26/17, 4th qtr.	14
vs. Arkansas, 1/3/16, 2nd qtr.	14

Attempts	FGA
1. vs. Arkansas, 3/7/20, 4th qtr.	28
2. vs. Howard, 3/18/22, 1st qtr.	25
vs. Arkansas, 1/9/20, 3rd qtr.	25
4. 7 times, *last at Tennessee, 2/15/24, 3rd qtr.*	*24*

Highest Percentage	FGM-A	Pct
1. vs. Kentucky, 3/5/16, 4th qtr.	11-13	.846
2. at Georgia, 1/2/23, 4th qtr.	5-6	.833
3. at Kentucky, 1/21/18, 3rd qtr.	9-11	.818
4. *vs. Kentucky, 1/15/24, 3rd qtr.*	*13-16*	*.813*
vs. Belmont, 3/22/19, 3rd qtr.	13-16	.813
vs. Quinnipiac, 3/25/17, 3rd qtr.	13-16	.813

Lowest Percentage	FGM-A	Pct
1. vs. Ole Miss, 3/5/22, 4th qtr.	0-5	.000
2. vs. Georgia, 1/12/17, 2nd qtr.	1-12	.083
3. vs. NC State, 12/3/20, 2nd qtr.	2-19	.105
4. at Mississippi State, 1/8/23, 3rd qtr.	2-18	.111
at Iowa State, 12/6/20, 4th qtr.	1-9	.111

Lowest Percentage Allowed	FGM-A	Pct
1. vs. Miami (FL), 3/20/22, 2nd qtr.	0-9	.000
vs. Howard, 3/18/22, 2nd qtr.	0-10	.000
vs. Clemson, 11/17/21, 2nd qtr.	0-16	.000
vs. Texas, 3/30/21, 4th qtr.	0-15	.000
at Vanderbilt, 1/14/21, 2nd qtr.	0-16	.000
at Ole Miss, 1/30/20, 1st qtr.	0-9	.000
vs. Purdue, 12/15/19, 4th qtr	0-8	.000

Highest Percentage Allowed	FGM-A	Pct
1. vs. Drake, 11/24/18, 2nd qtr.	11-13	.846
2. at LSU, 1/15/17, 2nd qtr.	9-12	.750
3. vs. Tennessee, 1/14/18, 2nd qtr.	8-11	.727
vs. Quinnipiac, 3/25/17, 2nd qtr.	8-11	.727
5. vs. Connecticut, 3/26/18, 2nd qtr.	10-14	.714
at Missouri, 1/7/18, 4th qtr.	5-7	.714

Rebounding

Total	Rebs
1. vs. Arkansas, 3/7/20, 4th qtr.	28
2. vs. Charleston, 11/25/20, 3rd qtr.	22
3. vs. Howard, 3/18/22, 1st qtr.	21
4. *vs. Tennessee, 3/3/24*	*20*
vs. Mississippi Valley State, 11/24/23, 2nd	*20*
vs Coastal Carolina, 12/21/22, 1st qtr.	20
vs. Hampton, 11/27/22, 3rd qtr.	20
vs. Howard, 3/18/22, 3rd qtr.	20
vs. Howard, 3/18/22, 2nd qtr.	20
vs. Charleston, 11/25/20, 1st qtr.	20
at Ohio State, 11/14/16, 1st qtr.	20

Margin	Rebs	Margin
1. vs. Hampton, 11/27/22, 3rd qtr.	20-2	+18
vs. Charleston, 11/25/20, 3rd qtr.	22-4	+18
3. vs. Arkansas, 1/22/23, 2nd qtr.	19-2	+17
4. vs. Arkansas, 1/22/23, 3rd qtr.	18-2	+16
vs. Howard, 3/18/22, 2nd qtr.	20-4	+16
vs. Arkansas, 3/7/20, 4th qtr.	21-5	+16

INDIVIDUAL

Scoring

Most	Points
1. Kaela Davis at Auburn, 1/5/17, 1st qtr.	19
2. A'ja Wilson vs. Notre Dame, 11/26/17, 4th qtr.	18
3. Alexis Jennings at Florida, 2/17/19, 3rd qtr.	17
4. Zia Cooke at Georgia, 1/2/23, 4th qtr.	15
Aliyah Boston vs. Florida, 12/31/20, 2nd qtr.	15
M. Herbert Harrigan vs. TX A&M, 3/1/20, 1st qtr.	15
Kaela Davis vs. Quinnipiac, 3/25/17, 3rd qtr .	15
Tina Roy vs. Arkansas, 1/3/16, 3rd qtr.	15

Rebounding

Most	Rebs
1. Kamilla Cardoso vs. Ole Miss, 3/4/23, 2nd qtr.	9
Aliyah Boston vs. N. Carolina, 3/25/22, 4th qtr.	9
LeLe Grissett at Vanderbilt, 1/14/21, 4th qtr.	9
Aliyah Boston vs. UConn, 2/10/20, 1st qtr.	9
Aliyah Boston vs. Arkansas, 1/9/20, 1st qtr.	9
Alaina Coates at Arkansas, 2/5/17, 1st qtr.	9
Alaina Coates at Georgia, 1/26/17, 2nd qtr .	9

Colonial Life Arena

All-Time Sellouts

18,478	Georgia, 2/18/24
18,167	UConn, 2/11/24
18,000	Tennessee, 3/3/24
18,000	Ole Miss, 2/5/24
18,000	Vanderbilt, 1/28/24
18,000	Georgia, 2/26/23
18,000	LSU, 2/12/23
18,000	Tennessee, 2/20/22
18,000	Texas A&M, 3/1/20
18,000	UConn, 2/10/20
18,000	Mississippi State, 3/3/19
18,000	UConn, 2/1/18
18,000	Kentucky, 2/26/17
18,000	UConn, 2/8/16

Year-by-Year Record

Year	Record	Pct.	Att. Avg.
2002-03	14-2	.875	3,244
2003-04	5-6	.455	1,828
2004-05	8-9	.471	1,764
2005-06	12-5	.706	1,455
2006-07	15-5	.750	1,845
2007-08	12-6	.667	1,802
2008-09	6-9	.400	2,793
2009-10	7-5	.583	3,442
2010-11	14-5	.737	2,996
2011-12	12-3	.800	3,139
2012-13	12-3	.800	4,082
2013-14	16-0	1.000	6,371
2014-15	16-0	1.000	12,293
2015-16	16-1	.941	14,364
2016-17	15-1	.938	12,277
2017-18	15-2	.882	13,239
2018-19	11-4	.733	11,542
2019-20	15-0	1.000	12,185
2020-21	10-1	.909	3,500*
2021-22	16-0	1.000	12,268
2022-23	17-0	1.000	12,942
2023-24	15-0	1.000	16,489
Total	**279-67**	**.806**	**7, 249***
Staley Era	***213-34***	***.862***	***9,459****

* 2020-21 attendance not counted in average or streaks due to COVID-19 regulation restrictions

In women's basketball, Colonial Life Arena has become one of the most feared places to play as enormous crowds fill the building with passion for the Gamecocks.

The state of South Carolina has rallied around head coach Dawn Staley's program in unprecedented numbers as the Gamecocks have led the nation in average attendance in each of the last nine seasons. The Gamecocks were one of a few programs to finish the 2019-20 season averaging over 10,000 fans and boast 12 sellouts (18,000) in the last nine seasons of full capacity arenas.

Colonial Life Arena is more than just the home of South Carolina men's and women's basketball, though. It is also a thriving entertainment venue that the city of Columbia and its surrounding metropolitan area are able to enjoy throughout the year.

Colonial Life Arena is the largest arena in the state of South Carolina with 18,000 seats, and the 10th-largest on-campus basketball facility in the nation. Located on the beautiful University of South Carolina campus, this one-of-a-kind facility features 41 suites, four entertainment suites, and the Frank McGuire Club, a full-service hospitality room that has a capacity of 300. The state-of-the-art facility also features plush seating, a technologically advanced sound system and a one-of-a-kind selection of unique concession foods that will delight fans of all ages.

In Summer 2017, a 12-display center-hung video board and ribbon boards were added to the arena bowl at a cost of $4.2 million. The center-hung board features four convex-curved main displays that measure approximately 12' x 20' and can show any combination of live video, instant replays, statistics and game information, graphics and animations, and sponsorship messages.

The Arena has hosted numerous sold out shows, including Barnum and Bailey Circus, Paul McCartney, country superstars Kenny Chesney and Taylor Swift, WWE Wrestling, Kanye West and numerous other acts.

The largest building ever constructed at the University of South Carolina at 342,000 square feet, the Arena has an intimate double-deck design that puts every seat close to the action. The cantilever of the upper deck over the lower deck extends further than any other arena of its size with great sight lines.

Two spacious locker rooms for Gamecock men's and women's basketball include team meeting rooms, recruiting rooms, coaches locker rooms and an athletic training room.

Colonial Life Arena Notables

- Nine-Time National Attendance Leader (2015-present)
- NCAA Tournament Host in 2015, 2016, 2017, 2018
- 126 consecutive regular-season games with at least 10,000 fans (Jan. 2, 2015)*
- 14 official sellouts (18,000) since 2015-16 season
- 6 undefeated seasons at home
- Longest home win streak – 55 games (12/17/20-present)

* 2020-21 attendance not counted in average or streaks due to COVID-19 regulation restrictions

"It is a beautiful thing to see unfold because a lot of people really didn't think it could get done. I tip my hat to Gamecock Nation for making this a wonderful place and creating a home court advantage that allows us to win close basketball games."

– South Carolina Head Coach Dawn Staley

DAWN STALEY Head Coach

16th Season at South Carolina • 24th Season in Career

Catapulting South Carolina into the national spotlight when she was hired in May 2008, Dawn Staley has made the Gamecocks a mainstay in the battle for SEC and national championships. Under her leadership, the Gamecocks have reached many firsts – National Championships, NCAA Final Fours, No. 1 rankings, SEC regular-season and tournament titles, SEC Players of the Year, National Players of the Year, WNBA No. 1 Draft picks, an undefeated regular season, and No. 1 recruiting classes – to name the most notable.

In Staley's 16 seasons at the helm of the Gamecocks, highlights include:

- Two National Championships (2017, 2022)
- Five NCAA Final Fours in the last eight tournaments (2015, 2017, 2021, 2022, 2023)
- Ranking in the AP Top 25 every week since Dec. 10, 2012, the second-longest active streak in the nation (224)
- Six 30-win seasons, including a program-record 36 wins in 2022-23
- Eight SEC regular-season championships (2014, 2015, 2016, 2017, 2020, 2022, 2023, 2024)
- Seven SEC Tournament titles (2015, 2016, 2017, 2018, 2020, 2021, 2023)
- Three top-two recruiting classes (#1 in 2021, #1 in 2019, #2 in 2014)
- Nine NCAA Attendance titles (2015, 2016, 2017, 2018, 2019, 2020, 2021, 2022, 2023)

While her coaching career is in full bloom, Staley is still recognized for her body of work as a one of the most decorated participants in United States women's basketball history. The Naismith Memorial Basketball Hall of Fame solidified that legacy with her enshrinement as part of the Class of 2013. The Phoenix Club of Philadelphia established the Dawn Staley Award recognizing the nation's top guard in women's Division I basketball in 2013 as well. Staley was inducted into the Women's Basketball Hall of Fame as part of the Class of 2012.

In her 24th season as a head coach, Staley has led her college teams to 14 25-win seasons, a total of 19 postseason appearances (two WNIT) and 184 weeks in the Associated Press top 10, including the Gamecocks' 80 in the No. 1 spot – the fourth most times in the top spot in the history of that poll. Her .765 winning percentage (604-186) which ranks 10th in the nation among all active head coaches with at least 10 years' experience and 11th all-time.

Also a force in USA Basketball, Staley was named the U.S. Women's National Team head coach for 2017-21, leading the U.S. to gold in the 2018 FIBA World Cup and the 2019 and 2021 FIBA AmeriCups and stretching the U.S. Olympic gold medal streak to seven straight at the 2020 Tokyo Olympic Games Prior to that appointment, Staley led three other U.S. teams to gold medals and served as an assistant on the Senior National Team 2006-08 and again 2014-16, during which the U.S. claimed gold in the 2014 FIBA World Championship and the 2008 and 2016 Olympics.

Now in her 16th season leading the Gamecocks, Staley has been named National Coach of the Year four times with her 2020 unanimous selection making her the first former Naismith Player of the Year to earn the Naismith Coach of the Year award. She is also a seven-time SEC Coach of the Year. Staley is the only Gamecock basketball coach – men's or women's – to amass 300 victories at South Carolina and was the fastest coach to 200 wins in program history, needing just 277 games at South Carolina to reach the plateau. She is the program's all-time winningest coach with a program-record 12 postseason appearances and is the only black head coach in men's or women's basketball to win multiple national championships.

In the vaunted SEC, Staley's 199 league wins are the most among active league coaches and third all-time, trailing just Andy Landers (Georgia, 273) and Pat Summitt (Tennessee, 306). Her .783 SEC winning percentage (199-55) is second only to Summitt (.874) in league history. Her Gamecocks are the only SEC program with multiple 16-0 seasons in league history, hitting that mark in 2015-16, 2019-20 and 2022-23. Her eight SEC titles trail just Summitt's 16.

In addition to coaching two National Players of the Year and a National Freshman of the Year, Staley has helped 10 Gamecocks collect 25 All-America selections, three to pick up seven SEC Player of the Year honors, four to earn SEC Defensive Player of the Year recognition a total of eight times, two to SEC 6th Player of the Year honors and six to capture SEC Freshman of the Year. She has coached 21 Gamecocks to All-SEC honors a combined 41 times, including 21 first-team selections. In the last nine years, 14 Gamecocks have been selected in the WNBA Draft, including 10 first-rounders, highlighted by two overall No. 1 picks. Three Gamecocks have been named WNBA Rookie of the Year.

STALEY YEAR-BY-YEAR AT SOUTH CAROLINA

Year	School	Record	Conf. Rec.	Conf. Finish	Postseason
2008-09	South Carolina	10-18	2-12	11th	
2009-10	South Carolina	14-15	7-9	T-7th	
2010-11	South Carolina	18-15	8-8	T-5th	WNIT 2nd Round
2011-12	South Carolina	25-10	10-6	T-4th	NCAA Sweet 16
2012-13	South Carolina	25-8	11-5	T-4th	NCAA 2nd Round
2013-14	South Carolina	29-5	14-2	1st	NCAA Sweet 16
2014-15	South Carolina	34-3	15-1	T-1st	SEC Tourn. Champ./NCAA Final Four
2015-16	South Carolina	33-2	16-0	1st	SEC Tourn. Champ./NCAA Sweet 16
2016-17	South Carolina	33-4	14-2	1st	SEC Tourn. Champ./NCAA Champ.
2017-18	South Carolina	29-7	12-4	T-2nd	SEC Tourn. Champ/NCAA Elite Eight
2018-19	South Carolina	23-10	13-3	2nd	NCAA Sweet 16
2019-20	South Carolina	32-1	16-0	1st	SEC Tourn. Champ/(NCAA canceled)
2020-21	South Carolina	26-5	14-2	2nd	SEC Tourn. Champ/NCAA Final Four
2021-22	South Carolina	35-2	15-1	1st	NCAA Champion
2022-23	South Carolina	36-1	16-0	1st	SEC Tourn. Champ/NCAA Final Four
2023-24	South Carolina	30-0	15-0	1st	
At SC	**16th season**	**432-106**	**199-55**	**8 SEC Titles**	**7 SEC Trn. Titles, 2 NCAA Titles, 10 Sweet 16s**
At Temple	**8 seasons**	**172-80**	**100-25**	**3 A-10 Titles**	**4 A-10 Tourn. Titles, 6 NCAA appearances**
Career	***24th season***	***604-186***	***298-89***		

QUICK FACTS

Coaching Highlights

College

- 17 NCAA Tournament Appearances (11 at South Carolina)
- 2x NCAA National Champion (2017.2022)
- 6 30-Win Seasons
- 9 Regular-Season Conference Titles (SEC 2014, 2015, 2016, 2017, 2020, 2022, 2023, 2024; A-10 2008)
- 11 Conference Tournament Titles (SEC 2015, 2016, 2017, 2018, 2020, 2021, 2023; A-10 2002, 2004, 2005, 2006)
- 4-time National Coach of the Year (2014, 2020, 2022, 2023)
- 4-time WBCA Region Coach of the Year (Region 3 2014, 2015, 2016; Region 1 2005)
- Nine-time Conf. Coach of the Year (SEC 2014, 2015, 2016, 2020, 2022, 2023, 2024; A-10 2004, 2005)

USA Basketball

- Senior National Team Head Coach (2017-21) – Tokyo Olympics gold (2020); FIBA AmeriCup gold (2021); co-National Coach of the Year (2021); FIBA AmeriCup gold (2019), FIBA World Cup gold (2018), National Coach of the Year (2018)
- Senior National Team Asst. Coach (2006-08, 2014-16) – Rio Olympics gold medal (2016), FIBA World Championship gold medal (2014), Beijing Olympics gold medal (2008), FIBA Americas Championship gold medal (2007), FIBA World Championship bronze medal (2006)
- U19 National Team Head Coach – FIBA U19 World Championship gold medal (2015), co-National Coach of the Year (2015)
- U18 National Team Head Coach – FIBA U18 Americas Championship gold medal (2014)
- Pan Am Games Head Coach – Gold medal (2007)

Playing Highlights

U.S. Professional – 11 seasons

- Five-time WNBA All-Star (2001, 2002, 2003, 2005, 2006)
- Two-time ABL All-Star (1997, 1998)
- WNBA All-Decade Team

USA Basketball

- Olympic gold medalist (1996, 2000, 2004)
- Flag bearer for U.S. in Olympic Games Opening Ceremony (2004)
- Two-time USA Basketball Female Athlete of the Year (1994, 2004)

College – Virginia (1989-92)

- Kodak All-America (1990, 1991, 1992)
- Honda-Broderick Cup Award for Collegiate Female Athlete of the Year (1991)
- Two-time ACC Player of the Year (1991, 1992)
- NCAA Tournament MOP (1991)

Other Notables

- Naismith Memorial Basketball Hall of Fame, Class of 2013
- Order of the Palmetto Recipient (2013)
- Women's Basketball Hall of Fame, Class of 2012
- Two-time Wanamaker Award (1997, 2005)
- Henry P. Iba Citizenship Award (2007)

STALEY ERA SINGLE-GAME RECORDS

Scoring

Most	Points
1. vs. Charleston, 11/25/20	119
2. vs. Maryland, 11/12/23	*114*
3. vs. Savannah State, 12/14/14	111
4. vs. Clemson, 11/16/23	*109*
5. at Vanderbilt, 1/14/21	106

Fewest	Points
1. at Stanford, 11/26/10	32*
2. vs. Georgia, 3/4/11	34
3. vs. Mississippi State, 3/5/09=	39
4. at Georgia, 1/13/13	40
5. at Mississippi State, 2/26/09	41

Fewest Allowed	Points
1. vs. Mississippi Valley State, 11/24/23	*19**
2. vs. Howard, 3/18/22	21
vs. South Carolina State, 12/14/11	21
4. vs. Charleston Southern, 12/18/22	23
5. vs. Presbyterian, 11/27/11	24

Most Allowed	Points
1. at Connecticut, 2/11/19	97
2. vs. Arkansas, 3/8/19	95
3. vs. Baylor, 12/2/18	94
vs. Connecticut, 3/26/18	94
at Clemson, 11/19/09	94

Margin of Outcome

Victory	Score	Margin
1. vs. Miss. Valley State, 11/24/23	*101-19*	*+82*
2. vs. Charleston, 11/25/20	119-38	+81
3. vs. Presbyterian, 12/16/23	*99-29*	*+70*
vs. East Tennessee State, 11/7/22	101-31	+70
vs. Charleston Southern, 11/8/13	99-29	+70

Defeat	Score	Margin
1. at Stanford, 11/26/10	32-70	-38
2. vs. Georgia, 3/4/11	34-66	-32
3. vs. Stanford, 12/19/08	47-78	-31
4. at Penn State, 11/21/10	48-78	-30
5. vs. Connecticut, 3/26/18	65-94	-29
vs. Connecticut, 12/28/08	48-77	-29

Field Goals

Made	FGM
1. vs. Clemson, 11/16/23	*44*
2. vs. Maryland, 11/12/23	*43*
vs. Notre Dame, 11/6/23	*43*
vs. Coastal Carolina, 12/21/22	43
5. at Vanderbilt, 1/14/21	42
vs. Charleston, 11/25/20	42

Attempts	FGA
1. vs. Clemson, 11/16/23	*83*
vs. Maryland, 11/12/23	*83*
3. vs. Arkansas, 3/7/20	82
4. vs. Tennessee, 3/3/24	*81*
5. at Arkansas, 2/3/19	80

Highest Percentage (Min. 40 FGA)	FGM-A	Pct
1. vs. Morgan State, 12/6/23	*41-60*	*.683*
2. at Texas A&M, 1/21/24	*39-58*	*.672*
3. at Vanderbilt, 1/18/18	36-54	.667
4. vs. Auburn, 1/5/23	36-57	.647
5. at Kentucky, 2/25/24	*39-59*	*.644*

Lowest Percentage (Min. 40 FGA)	FGM-A	Pct
1. at Stanford, 11/26/10	12-55	.218
2. vs. Georgia, 3/4/11	12-52	.231
3. at Florida, 1/20/13	15-64	.234
4. at Kentucky, 2/5/09	13-55	.236
5. at Georgia, 1/2/11	13-54	.241

Lowest %age Allowed (Min. 40 FGA)	FGM-A	Pct
1. vs. Miss. Valley State, 11/24/23	*8-67*	*.119**
2. vs. South Carolina State, 12/14/11	6-48	.125
2. vs. Howard, 3/18/22	8-54	.148
3. vs. Presbyterian, 12/16/23	*10-64*	*.156*
4. vs. Charleston Southern, 12/18/22	8-50	.160
vs. NC Central, 12/2/13	8-50	.160

Highest %age Allowed (Min. 40 FGA)	FGM-A	Pct
1. vs. Connecticut, 3/26/18	37-63	.587
2. vs. Connecticut, 2/11/19	37-65	.569
3. vs. Connecticut, 12/28/08	35-62	.565
vs. Florida, 1/9/11	26-46	.565
5. vs. Tennessee, 1/14/18	31-55	.564

3-Point Field Goals

Made	3FGM
1. vs. Minnesota, 12/11/16	16
2. vs. Temple, 12/21/18	15
3. vs. Appalachian State, 12/5/18	14
at Auburn, 1/5/17	14
5. at Iowa State, 12/6/20	13

Attempts	3FGA
1. vs. Howard, 3/18/22	38
2. vs. Minnesota, 12/11/16	33
3. vs. Syracuse, 3/25/16	32
4. vs. Temple, 12/21/18	31
5. vs. Drake, 11/24/18 (includes overtime)	30

Percentage (Min. 5 3FGA)	3FGM-A	Pct
1. vs. ETSU, 11/22/18	11-16	.688
2. at Kentucky, 2/25/24	*8-12*	*.667*
at Alabama, 1/10/10	8-12	.667
vs. Charlotte, 12/21/08	8-12	.667
vs. Kentucky, 2/18/18	6-9	.667
vs. Western Carolina, 12/29/12	6-9	.667
vs. Oregon State, 3/25/14	4-6	.667
vs. Ole Miss, 1/30/14	4-6	.667
vs. Savannah State, 12/28/13	4-6	.667

Free Throws

Made	FTM
1. vs. Savannah State, 12/14/14	34
vs. Oregon State, 3/25/14	34
3. vs. Missouri, 1/10/16	32
vs. Ole Miss, 1/30/14	32
at Mississippi State, 1/6/12	32

Attempts	FTA
1. at Mississippi State, 1/6/13	50
2. vs. Savannah State, 12/28/13	48
3. vs. Charleston, 11/25/20	47
vs. Savannah State, 12/14/14	47
5. vs. Missouri, 2/2/14	46

Percentage (Min. 10 FTA)	FTM-A	Pct
1. vs. Alabama, 1/31/21	19-20	.950
2. vs. Quinnipiac, 3/25/17	18-19	.947
3. at Texas A&M, 2/23/17	15-16	.923
4. vs. Kentucky, 2/18/18	23-25	.920
5. vs. N.C. A&T, 11/29/21	11-12	.917
vs. Temple, 12/21/18	11-12	.917

Rebounding

Total	Rebs
1. vs. Arkansas, 1/22/23	74
2. vs. Clemson, 11/16/23	*73*
vs. Charleston, 11/25/20	73
4. vs. Howard, 3/18/22	69
5. vs. Mississippi Valley State, 11/24/23	*66*

Margin	Rebs	Margin
1. vs. Arkansas, 1/22/23	74-17	+57
2. vs. Hampton, 11/27/22	62-15	+47
3. vs. Clemson, 11/16/23	*73-27*	*+46*
4. vs. Charleston, 11/25/20	73-28	+45
5. vs. Howard, 3/18/22	69-28	+41

Offensive	Off. Rebs
1. vs. Arkansas, 1/22/23	32
2. vs. Tennessee, 2/20/22	31
3. vs. Howard, 3/18/22	30
4. vs. Elon, 11/9/12	29
5. vs. Arkansas, 3/7/20	28

Turnovers

Fewest	TOs
1. at Tennessee, 2/2/12	4
2. 10 times, most recent, at Ole Miss, 1/4/18	5

Most	TOs
1. at Wake Forest, 12/3/08	32
2. at Ole Miss, 2/25/16	29
vs. Hampton, 11/22/12	29
vs. Kentucky, 1/15/12	29
5. at Kentucky, 1/13/11	28

Assists

1. at Kentucky, 2/25/24	*30*
vs. Clemson, 11/16/23	*30*
vs. Maryland, 11/12/23	*30*
4. vs. Notre Dame, 11/6/23	*29*
vs. Minnesota, 12/11/16	29

Steals

1. at Alabama State, 11/11/18	22
2. vs. Alabama State, 11/10/17	21
vs. NC Central, 12/1/14	21
vs. Furman, 12/11/11	21
5. vs. San Diego State, 11/23/14	18

Blocked Shots

1. vs. Presbyterian, 12/16/23	*17**
vs. Appalachian State, 11/17/19	17*
3. vs. South Dakota State, 11/20/23	*16*
vs. Coastal Carolina, 12/21/22	16
vs. Kansas State, 12/3/21	16
vs. Clemson, 11/15/18	16
vs. Winthrop, 12/13/15	16

* indicates also a school record

2023-24 South Carolina Women's Basketball
Individual Game-by-Game
All games

#0 PAOPAO, Te-Hina

				Total		3-Pointers		Free throws		Rebounds										
Opponent	Date	GS	MIN	FG-FGA	PCT	3FG-3FGA	PCT	FT-FTA	PCT	OFF	DEF	TOT	AVG	PF	A	TO	BLK	STL	PTS	AVG
vs Notre Dame	11/06/2023	*	27:28	6-10	.600	2-4	.500	0-0	.000	0	3	3	3.0	1	6	1	0	3	14	14.0
Maryland	11/12/2023	*	29:55	5-12	.417	4-8	.500	0-0	.000	0	0	0	1.5	1	8	3	0	1	14	14.0
Clemson	11/16/2023	*	19:19	5-8	.625	4-5	.800	0-0	.000	1	2	3	2.0	0	1	2	0	0	14	14.0
Mississippi Val.	11/24/2023	*	20:40	4-7	.571	2-5	.400	0-0	.000	1	7	8	3.5	0	1	1	1	0	10	13.0
at North Carolina	11/30/2023	*	37:02	5-14	.357	3-6	.500	1-2	.500	0	5	5	3.8	1	4	0	0	1	14	13.2
at Duke	12/03/2023	*	26:01	3-7	.429	2-4	.500	4-6	.667	1	0	1	3.3	0	1	3	0	0	12	13.0
Morgan St.	12/06/2023	*	22:47	4-6	.667	2-4	.500	2-2	1.000	0	1	1	3.0	0	5	1	0	1	12	12.9
vs Utah	12/10/2023	*	35:02	6-11	.545	3-7	.429	0-0	.000	0	3	3	3.0	2	2	3	0	3	15	13.1
Presbyterian	12/16/2023	*	23:20	2-6	.333	2-4	.500	0-0	.000	0	2	2	2.9	0	6	1	0	2	6	12.3
at Bowling Green	12/19/2023	*	25:52	4-6	.667	4-6	.667	0-0	.000	0	4	4	3.0	0	6	0	0	1	12	12.3
at East Carolina	12/30/2023	*	18:53	3-7	.429	3-5	.600	0-0	.000	0	1	1	2.8	0	2	2	0	1	9	12.0
at Florida	01/04/2024	*	22:10	6-8	.750	4-5	.800	1-1	1.000	0	3	3	2.8	1	4	4	0	1	17	12.4
Mississippi St.	01/07/2024	*	29:30	5-9	.556	2-4	.500	0-0	.000	0	3	3	2.8	0	5	2	0	2	12	12.4
at Missouri	01/11/2024	*	30:48	6-10	.600	3-4	.750	0-0	.000	1	5	6	3.1	1	3	0	1	1	15	12.6
Kentucky	01/15/2024	*	24:40	4-5	.800	2-3	.667	4-4	1.000	0	3	3	3.1	0	5	3	0	1	14	12.7
at Texas A&M	01/21/2024	*	27:11	4-7	.571	1-3	.333	1-1	1.000	0	1	1	2.9	0	5	1	0	0	10	12.5
at LSU	01/25/2024	*	38:37	4-12	.333	2-7	.286	2-2	1.000	0	0	0	2.8	1	6	2	0	0	12	12.5
Vanderbilt	01/28/2024	*	31:13	4-12	.333	1-7	.143	0-0	.000	0	2	2	2.7	0	4	0	0	0	9	12.3
at Auburn	02/01/2024	*	25:09	1-6	.167	1-4	.250	2-2	1.000	1	2	3	2.7	1	3	3	0	1	5	11.9
Ole Miss	02/04/2024	*	25:03	4-11	.364	1-4	.250	2-3	.667	0	3	3	2.8	1	3	0	0	0	11	11.9
Missouri	02/08/2024	*	22:57	2-4	.500	2-4	.500	0-0	.000	0	2	2	2.7	1	1	0	0	0	6	11.6
UConn	02/11/2024	*	31:34	8-12	.667	5-7	.714	0-0	.000	0	3	3	2.7	1	2	3	0	1	21	12.0
at Tennessee	02/15/2024	*	34:24	2-9	.222	0-3	.000	0-0	.000	0	0	0	2.6	2	4	0	1	1	4	11.7
Georgia	02/18/2024	*	32:42	5-12	.417	5-11	.455	0-0	.000	0	2	2	2.6	0	2	2	0	0	15	11.8
Alabama	02/22/2024	*	26:32	2-7	.286	1-3	.333	0-0	.000	0	3	3	2.6	1	4	2	1	2	5	11.5
at Kentucky	02/25/2024	*	21:39	4-5	.800	3-4	.750	0-0	.000	1	1	2	2.6	0	4	2	1	1	11	11.5
at Arkansas	02/29/2024	*	26:58	3-5	.600	2-4	.500	0-0	.000	0	4	4	2.6	2	5	2	0	0	8	11.4
Tennessee	03/03/2024	*	34:24	5-12	.417	2-5	.400	2-2	1.000	1	3	4	2.7	0	4	0	0	0	14	11.5
vs Texas A&M	03/08/2024	*	25:10	2-8	.250	2-4	.500	2-2	1.000	0	4	4	2.7	0	2	2	0	0	8	11.3
Totals		**29**	**797:00**	**118-248**	**.476**	**70-144**	**.486**	**23-27**	**.852**	**7**	**72**	**79**	**2.7**	**17**	**108**	**45**	**5**	**24**	**329**	**11.3**

Player Averages

Games Played	Minutes/ game	Points/ game	FG Pct	3FG Pct	FT Pct	Rebounds/ game	Assists/ game	Turnovers/ game	Assist/Turnover ratio	Steals/ game	Blocks/ game
29	27.5	11.3	47.6	48.6	85.2	2.7	3.7	1.6	2.4	0.8	0.2

PAOPAO, Te-hina

				Field Goals		3-Point		F-Throws		Rebounds									Scoring	
SEASON	TEAM	GP-GS	MIN/AVG	FG-FGA	FG%	3FG-3FGA	3FG%	FT-FTA	FT%	OFF	DEF	TOT	AVG	PF-FO	A	TO	BLK	STL	PTS	AVG
2020-21	Oregon	19-19	540/28.4	78-180	.433	30-76	.395	8-10	.800	14	47	61	3.2	27-0	84	35	5	27	194	10.2
2021-22	Oregon	23-22	752/32.7	118-305	.387	36-120	.300	40-46	.870	21	71	92	4.0	29-0	76	46	3	25	312	13.6
2022-23	Oregon	35-35	1139/32.5	166-377	.440	81-191	.424	44-50	.880	38	110	148	4.2	36-0	117	64	11	45	457	13.1
2023-24	USC	29-29	797/27.5	118-248	.476	70-144	.486	23-27	.852	7	72	79	2.7	17-0	108	45	5	24	329	11.3
TOTAL FOR USC		**29-29**	**797/27.5**	**118-248**	**.476**	**70-144**	**.486**	**23-27**	**.852**	**7**	**72**	**79**	**2.7**	**17-0**	**108**	**45**	**5**	**24**	**329**	**11.3**
TOTAL		**106-105**	**3228/30.5**	**480-1110**	**.432**	**217-531**	**.409**	**115-133**	**.865**	**80**	**300**	**380**	**3.6**	**109-0**	**385**	**190**	**24**	**121**	**1292**	**12.2**

2023-24 South Carolina Women's Basketball
Individual Game-by-Game
All games

#2 WATKINS, Ashlyn

				Total		3-Pointers		Free throws		Rebounds										
Opponent	Date	GS	MIN	FG-FGA	PCT	3FG-3FGA	PCT	FT-FTA	PCT	OFF	DEF	TOT	AVG	PF	A	TO	BLK	STL	PTS	AVG
vs Notre Dame	11/06/2023		17:49	3-4	.750	0-0	.000	1-1	1.000	1	4	5	5.0	3	2	1	4	0	7	7.0
Maryland	11/12/2023		16:39	5-10	.500	0-0	.000	3-5	.600	7	4	11	8.0	4	2	0	5	1	13	10.0
Clemson	11/16/2023		24:46	6-10	.600	0-0	.000	0-0	.000	6	4	10	8.7	0	1	0	4	1	12	10.7
South Dakota St.	11/20/2023		18:25	4-9	.444	0-0	.000	0-2	.000	2	3	5	7.8	2	3	2	3	4	8	10.0
Mississippi Val.	11/24/2023		20:29	7-8	.875	0-0	.000	0-2	.000	2	5	7	7.6	1	1	3	3	1	14	10.8
at North Carolina	11/30/2023		18:13	4-8	.500	0-0	.000	2-2	1.000	1	3	4	7.0	4	0	1	1	0	10	10.7
at Duke	12/03/2023		07:18	1-1	1.000	0-0	.000	0-2	.000	1	3	4	6.6	0	0	2	0	1	2	9.4
Morgan St.	12/06/2023		09:24	4-7	.571	0-0	.000	0-0	.000	1	3	4	6.3	1	1	0	2	3	8	9.3
vs Utah	12/10/2023		17:33	3-4	.750	0-0	.000	2-4	.500	3	3	6	6.2	3	0	1	2	0	8	9.1
Presbyterian	12/16/2023		22:15	4-7	.571	0-0	.000	2-4	.500	5	7	12	6.8	3	1	0	6	2	10	9.2
at Bowling Green	12/19/2023		17:54	4-7	.571	0-0	.000	1-2	.500	3	5	8	6.9	3	0	3	1	0	9	9.2
at East Carolina	12/30/2023		12:20	4-7	.571	0-0	.000	3-6	.500	2	3	5	6.8	5	1	1	2	0	11	9.3
at Florida	01/04/2024		25:32	3-8	.375	0-0	.000	0-0	.000	2	6	8	6.8	2	1	0	6	0	6	9.1
Mississippi St.	01/07/2024		27:22	3-8	.375	0-0	.000	3-5	.600	4	6	10	7.1	4	1	1	3	1	9	9.1
at Missouri	01/11/2024		29:57	5-10	.500	0-0	.000	0-0	.000	2	4	6	7.0	2	1	0	2	1	10	9.1
Kentucky	01/15/2024		18:18	4-6	.667	0-0	.000	2-2	1.000	2	6	8	7.1	0	3	1	2	2	10	9.2
at Texas A&M	01/21/2024		15:15	1-3	.333	0-0	.000	2-2	1.000	0	6	6	7.0	5	2	3	1	0	4	8.9
at LSU	01/25/2024		12:02	1-1	1.000	0-0	.000	0-0	.000	0	1	1	6.7	3	0	1	1	0	2	8.5
Vanderbilt	01/28/2024		23:27	5-6	.833	0-0	.000	1-1	1.000	2	6	8	6.7	2	1	0	3	0	11	8.6
at Auburn	02/01/2024	*	30:56	5-6	.833	0-0	.000	4-5	.800	5	10	15	7.2	1	0	2	5	3	14	8.9
Ole Miss	02/04/2024	*	24:44	4-5	.800	0-0	.000	3-6	.500	4	6	10	7.3	2	1	1	1	1	11	9.0
Missouri	02/08/2024	*	26:38	4-9	.444	0-1	.000	1-3	.333	5	2	7	7.3	2	3	5	3	3	9	9.0
UConn	02/11/2024	*	29:19	7-12	.583	0-0	.000	1-2	.500	3	6	9	7.3	3	3	1	3	2	15	9.3
at Tennessee	02/15/2024		27:11	6-9	.667	0-0	.000	2-6	.333	3	7	10	7.5	2	1	3	1	4	14	9.5
Georgia	02/18/2024		15:17	1-1	1.000	0-0	.000	1-2	.500	1	2	3	7.3	4	1	0	3	2	3	9.2
Alabama	02/22/2024	*	24:42	4-12	.333	0-0	.000	6-8	.750	5	5	10	7.4	1	0	4	3	0	14	9.4
at Kentucky	02/25/2024	*	19:00	6-6	1.000	0-0	.000	1-1	1.000	0	3	3	7.2	2	4	1	0	2	13	9.5
at Arkansas	02/29/2024		21:23	9-12	.750	0-0	.000	3-5	.600	3	8	11	7.4	0	0	0	0	1	21	9.9
Tennessee	03/03/2024		19:08	5-11	.455	0-0	.000	3-6	.500	4	0	4	7.2	3	1	1	0	1	13	10.0
vs Texas A&M	03/08/2024		18:54	5-11	.455	0-0	.000	0-0	.000	3	2	5	7.2	4	1	4	1	0	10	10.0
Totals		**6**	**612:09**	**127-218**	**.583**	**0-1**	**.000**	**47-84**	**.560**	**82**	**133**	**215**	**7.2**	**71**	**36**	**42**	**71**	**36**	**301**	**10.0**

Player Averages

Games Played	Minutes/ game	Points/ game	FG Pct	3FG Pct	FT Pct	Rebounds/ game	Assists/ game	Turnovers/ game	Assist/Turnover ratio	Steals/ game	Blocks/ game
30	20.4	10.0	58.3	0.0	56.0	7.2	1.2	1.4	0.9	1.2	2.4

WATKINS, Ashlyn

				Field Goals		3-Point		F-Throws		Rebounds									Scoring	
SEASON	TEAM	GP-GS	MIN/AVG	FG-FGA	FG%	3FG-3FGA	3FG%	FT-FTA	FT%	OFF	DEF	TOT	AVG	PF-FO	A	TO	BLK	STL	PTS	AVG
2022-23	USC	32-0	342/10.7	67-119	.563	1-3	.333	23-49	.469	41	58	99	3.1	31-0	14	28	25	22	158	4.9
2023-24	USC	30-6	612/20.4	127-218	.583	0-1	.000	47-84	.560	82	133	215	7.2	71-2	36	42	71	36	301	10.0
TOTAL		**62-6**	**954/15.4**	**194-337**	**.576**	**1-4**	**.250**	**70-133**	**.526**	**123**	**191**	**314**	**5.1**	**102-2**	**50**	**70**	**96**	**58**	**459**	**7.4**

2023-24 South Carolina Women's Basketball
Individual Game-by-Game
All games

#5 JOHNSON, Tessa

				Total		3-Pointers		Free throws		Rebounds										
Opponent	Date	GS	MIN	FG-FGA	PCT	3FG-3FGA	PCT	FT-FTA	PCT	OFF	DEF	TOT	AVG	PF	A	TO	BLK	STL	PTS	AVG
vs Notre Dame	11/06/2023		12:28	0-2	.000	0-1	.000	1-2	.500	0	0	0	0.0	1	2	1	0	1	1	1.0
Maryland	11/12/2023		18:32	4-7	.571	2-4	.500	2-3	.667	0	7	7	3.5	3	4	2	0	3	12	6.5
at North Carolina	11/30/2023		09:24	0-0	.000	0-0	.000	0-0	.000	0	0	0	2.3	0	0	2	0	0	0	4.3
at Duke	12/03/2023		04:41	0-2	.000	0-1	.000	0-0	.000	1	0	1	2.0	0	0	0	0	0	0	3.3
Morgan St.	12/06/2023	*	26:09	7-9	.778	2-2	1.000	0-0	.000	0	1	1	1.8	0	1	0	0	1	16	5.8
vs Utah	12/10/2023		07:48	1-2	.500	0-1	.000	0-0	.000	0	0	0	1.5	0	0	0	0	1	2	5.2
Presbyterian	12/16/2023		24:42	5-6	.833	3-4	.750	0-0	.000	0	1	1	1.4	0	3	3	0	2	13	6.3
at Bowling Green	12/19/2023		13:12	1-2	.500	0-0	.000	2-2	1.000	1	0	1	1.4	2	0	0	0	0	4	6.0
at East Carolina	12/30/2023		20:53	0-5	.000	0-2	.000	0-0	.000	0	2	2	1.4	1	0	2	0	0	0	5.3
at Florida	01/04/2024		20:23	3-9	.333	0-3	.000	2-2	1.000	0	1	1	1.4	0	1	1	0	0	8	5.6
Mississippi St.	01/07/2024		16:17	2-3	.667	0-1	.000	0-0	.000	0	1	1	1.4	0	2	0	0	1	4	5.5
at Missouri	01/11/2024		16:32	2-8	.250	1-3	.333	1-1	1.000	0	1	1	1.3	0	0	0	0	1	6	5.5
Kentucky	01/15/2024		24:03	4-7	.571	3-4	.750	0-0	.000	0	2	2	1.4	0	0	3	0	2	11	5.9
at Texas A&M	01/21/2024		04:23	0-0	.000	0-0	.000	0-0	.000	0	0	0	1.3	0	1	0	0	0	0	5.5
at LSU	01/25/2024		05:02	0-1	.000	0-0	.000	0-0	.000	0	0	0	1.2	0	0	0	0	0	0	5.1
Vanderbilt	01/28/2024		13:03	2-2	1.000	1-1	1.000	1-2	.500	0	1	1	1.2	0	0	0	0	1	6	5.2
at Auburn	02/01/2024		16:14	2-6	.333	1-4	.250	3-3	1.000	0	2	2	1.2	0	1	1	0	0	8	5.4
Ole Miss	02/04/2024		22:31	1-2	.500	1-2	.500	0-0	.000	1	4	5	1.4	1	2	0	0	0	3	5.2
Missouri	02/08/2024		22:34	2-5	.400	2-5	.400	0-0	.000	2	3	5	1.6	0	5	0	0	2	6	5.3
UConn	02/11/2024		15:34	2-6	.333	2-5	.400	3-4	.750	0	2	2	1.7	1	0	0	0	0	9	5.5
at Tennessee	02/15/2024		10:54	1-5	.200	0-1	.000	1-2	.500	0	0	0	1.6	0	0	0	0	0	3	5.3
Georgia	02/18/2024		05:40	0-1	.000	0-1	.000	0-0	.000	0	0	0	1.5	0	0	1	0	0	0	5.1
Alabama	02/22/2024		22:11	3-4	.750	2-2	1.000	4-4	1.000	0	4	4	1.6	2	1	2	0	3	12	5.4
at Kentucky	02/25/2024		21:14	2-4	.500	1-1	1.000	0-0	.000	0	1	1	1.6	1	3	2	0	1	5	5.4
at Arkansas	02/29/2024		19:35	4-5	.800	4-5	.800	0-0	.000	1	4	5	1.7	2	1	4	0	0	12	5.6
Tennessee	03/03/2024		17:58	2-5	.400	0-1	.000	0-0	.000	0	2	2	1.7	0	2	1	0	1	4	5.6
vs Texas A&M	03/08/2024		27:42	3-5	.600	1-2	.500	6-7	.857	1	1	2	1.7	1	0	2	1	0	13	5.9
Totals		**1**	**439:38**	**53-113**	**.469**	**26-56**	**.464**	**26-32**	**.813**	**7**	**40**	**47**	**1.7**	**15**	**29**	**27**	**1**	**20**	**158**	**5.9**

Player Averages

Games Played	Minutes/ game	Points/ game	FG Pct	3FG Pct	FT Pct	Rebounds/ game	Assists/ game	Turnovers/ game	Assist/Turnover ratio	Steals/ game	Blocks/ game
27	16.3	5.9	46.9	46.4	81.3	1.7	1.1	1.0	1.1	0.7	0.0

JOHNSON, Tessa

				Field Goals		3-Point		F-Throws		Rebounds									Scoring	
SEASON	TEAM	GP-GS	MIN/AVG	FG-FGA	FG%	3FG-3FGA	3FG%	FT-FTA	FT%	OFF	DEF	TOT	AVG	PF-FO	A	TO	BLK	STL	PTS	AVG
2023-24	USC	27-1	440/16.3	53-113	.469	26-56	.464	26-32	.813	7	40	47	1.7	15-0	29	27	1	20	158	5.9
TOTAL		**27-1**	**440/16.3**	**53-113**	**.469**	**26-56**	**.464**	**26-32**	**.813**	**7**	**40**	**47**	**1.7**	**15-0**	**29**	**27**	**1**	**20**	**158**	**5.9**

2023-24 South Carolina Women's Basketball
Individual Game-by-Game
All games

#10 CARDOSO, Kamilla

				Total		3-Pointers		Free throws		Rebounds										
Opponent	Date	GS	MIN	FG-FGA	PCT	3FG-3FGA	PCT	FT-FTA	PCT	OFF	DEF	TOT	AVG	PF	A	TO	BLK	STL	PTS	AVG
vs Notre Dame	11/06/2023	*	24:22	9-14	.643	0-0	.000	2-3	.667	6	9	15	15.0	2	1	2	4	0	20	20.0
Maryland	11/12/2023	*	24:52	5-7	.714	0-0	.000	2-2	1.000	1	6	7	11.0	4	2	1	2	0	12	16.0
Clemson	11/16/2023	*	22:57	6-9	.667	0-0	.000	3-7	.429	4	9	13	11.7	1	4	2	3	0	15	15.7
South Dakota St.	11/20/2023	*	32:10	8-12	.667	0-0	.000	7-8	.875	5	5	10	11.3	1	0	0	6	1	23	17.5
Mississippi Val.	11/24/2023	*	20:34	7-13	.538	0-0	.000	0-3	.000	5	5	10	11.0	1	3	0	5	0	14	16.8
at North Carolina	11/30/2023	*	32:52	2-5	.400	0-0	.000	2-4	.500	3	13	16	11.8	5	2	2	4	2	6	15.0
at Duke	12/03/2023	*	34:55	5-10	.500	0-0	.000	5-7	.714	3	11	14	12.1	0	2	3	0	2	15	15.0
Morgan St.	12/06/2023		20:20	4-5	.800	0-0	.000	2-2	1.000	1	6	7	11.5	0	0	2	2	0	10	14.4
vs Utah	12/10/2023	*	25:25	6-9	.667	0-0	.000	5-5	1.000	0	6	6	10.9	4	1	4	2	0	17	14.7
Presbyterian	12/16/2023	*	22:30	5-8	.625	0-0	.000	2-3	.667	5	4	9	10.7	1	3	1	7	0	12	14.4
at Bowling Green	12/19/2023	*	18:51	5-7	.714	0-0	.000	1-1	1.000	0	4	4	10.1	1	5	3	2	1	11	14.1
at East Carolina	12/30/2023	*	20:48	4-8	.500	0-0	.000	4-4	1.000	3	7	10	10.1	2	5	0	2	0	12	13.9
at Florida	01/04/2024	*	28:17	5-8	.625	0-0	.000	0-0	.000	3	12	15	10.5	0	1	3	1	1	10	13.6
Mississippi St.	01/07/2024	*	28:58	5-11	.455	0-0	.000	3-6	.500	7	7	14	10.7	2	6	2	1	0	13	13.6
at Missouri	01/11/2024	*	21:30	2-5	.400	0-0	.000	3-3	1.000	2	6	8	10.5	3	1	2	1	0	7	13.1
Kentucky	01/15/2024	*	21:35	6-9	.667	0-0	.000	0-1	.000	4	7	11	10.6	2	3	2	5	0	12	13.1
at Texas A&M	01/21/2024	*	25:15	7-9	.778	0-0	.000	3-4	.750	3	10	13	10.7	1	1	1	2	0	17	13.3
at LSU	01/25/2024	*	32:10	5-11	.455	0-0	.000	1-1	1.000	2	6	8	10.6	1	2	2	2	2	11	13.2
Vanderbilt	01/28/2024	*	23:46	9-14	.643	0-0	.000	5-7	.714	4	2	6	10.3	1	0	3	2	0	23	13.7
at Auburn	02/01/2024	*	26:12	5-11	.455	0-0	.000	3-6	.500	4	2	6	10.1	2	0	2	3	0	13	13.7
Ole Miss	02/04/2024	*	20:16	6-10	.600	0-0	.000	5-8	.625	0	4	4	9.8	3	3	1	4	2	17	13.8
at Tennessee	02/15/2024	*	28:45	8-15	.533	0-0	.000	2-4	.500	6	4	10	9.8	2	3	2	3	1	18	14.0
Georgia	02/18/2024	*	25:51	5-10	.500	0-0	.000	6-11	.545	8	8	16	10.1	2	5	1	3	3	16	14.1
at Arkansas	02/29/2024	*	15:51	5-8	.625	0-0	.000	1-2	.500	1	2	3	9.8	0	1	0	1	0	11	14.0
Tennessee	03/03/2024	*	24:03	6-13	.462	0-0	.000	6-7	.857	9	5	14	10.0	5	2	1	0	1	18	14.1
vs Texas A&M	03/08/2024	*	24:25	6-7	.857	0-0	.000	5-6	.833	5	1	6	9.8	3	3	1	1	0	17	14.2
Totals		**25**	**647:31**	**146-248**	**.589**	**0-0**	**.000**	**78-115**	**.678**	**94**	**161**	**255**	**9.8**	**49**	**59**	**43**	**68**	**16**	**370**	**14.2**

Player Averages

Games Played	Minutes/ game	Points/ game	FG Pct	3FG Pct	FT Pct	Rebounds/ game	Assists/ game	Turnovers/ game	Assist/Turnover ratio	Steals/ game	Blocks/ game
26	24.9	14.2	58.9	0.0	67.8	9.8	2.3	1.7	1.4	0.6	2.6

CARDOSO, Kamilla

				Field Goals		3-Point		F-Throws		Rebounds									Scoring	
SEASON	TEAM	GP-GS	MIN/AVG	FG-FGA	FG%	3FG-3FGA	3FG%	FT-FTA	FT%	OFF	DEF	TOT	AVG	PF-FO	A	TO	BLK	STL	PTS	AVG
2020-21	SU	24-23	565/23.5	132-229	.576	0-1	.000	62-103	.602	82	111	193	8.0	65-0	16	42	65	15	326	13.6
2021-22	USC	32-0	424/13.3	68-123	.553	0-0	.000	38-53	.717	61	103	164	5.1	49-0	31	39	46	11	174	5.4
2022-23	USC	36-0	678/18.8	138-247	.559	0-0	.000	77-111	.694	134	173	307	8.5	69-1	33	39	70	14	353	9.8
2023-24	USC	26-25	648/24.9	146-248	.589	0-0	.000	78-115	.678	94	161	255	9.8	49-2	59	43	68	16	370	14.2
TOTAL FOR USC		**94-25**	**1750/18.6**	**352-618**	**.570**	**0-0**	**.000**	**193-279**	**.692**	**289**	**437**	**726**	**7.7**	**167-3**	**123**	**121**	**184**	**41**	**897**	**9.5**
TOTAL		**118-48**	**2314/19.6**	**484-847**	**.571**	**0-1**	**.000**	**255-382**	**.668**	**371**	**548**	**919**	**7.8**	**232-3**	**139**	**163**	**249**	**56**	**1223**	**10.4**

2023-24 South Carolina Women's Basketball
Individual Game-by-Game
All games

#12 FULWILEY, MiLaysia

				Total		3-Pointers		Free throws		Rebounds										
Opponent	Date	GS	MIN	FG-FGA	PCT	3FG-3FGA	PCT	FT-FTA	PCT	OFF	DEF	TOT	AVG	PF	A	TO	BLK	STL	PTS	AVG
vs Notre Dame	11/06/2023		25:57	8-14	.571	1-4	.250	0-2	.000	0	1	1	1.0	2	6	1	1	6	17	17.0
Maryland	11/12/2023		14:46	4-8	.500	2-4	.500	2-2	1.000	0	1	1	1.0	2	2	1	2	2	12	14.5
Clemson	11/16/2023		16:11	7-13	.538	4-7	.571	0-0	.000	3	6	9	3.7	5	3	3	0	1	18	15.7
South Dakota St.	11/20/2023	*	34:16	5-16	.313	0-4	.000	1-1	1.000	2	3	5	4.0	2	3	2	2	0	11	14.5
Mississippi Val.	11/24/2023		26:14	6-12	.500	0-5	.000	5-7	.714	0	4	4	4.0	3	5	4	2	1	17	15.0
at North Carolina	11/30/2023		03:23	0-1	.000	0-0	.000	0-0	.000	0	0	0	3.3	1	0	0	1	0	0	12.5
at Duke	12/03/2023		16:39	3-5	.600	1-2	.500	2-2	1.000	0	0	0	2.9	2	1	2	2	1	9	12.0
Morgan St.	12/06/2023		21:03	4-8	.500	0-3	.000	6-8	.750	0	1	1	2.6	3	6	3	1	1	14	12.3
vs Utah	12/10/2023		10:09	4-5	.800	3-3	1.000	0-0	.000	0	2	2	2.6	2	1	4	1	0	11	12.1
Presbyterian	12/16/2023	*	20:45	8-16	.500	2-7	.286	0-0	.000	1	6	7	3.0	0	4	0	3	4	18	12.7
at Bowling Green	12/19/2023		19:22	2-8	.250	0-2	.000	2-2	1.000	1	2	3	3.0	2	1	2	0	2	6	12.1
at East Carolina	12/30/2023		24:22	4-10	.400	1-3	.333	3-6	.500	2	7	9	3.5	3	3	2	0	2	12	12.1
at Florida	01/04/2024		17:32	5-10	.500	0-2	.000	0-0	.000	0	2	2	3.4	4	0	4	2	0	10	11.9
Mississippi St.	01/07/2024		14:21	2-5	.400	0-1	.000	5-5	1.000	0	1	1	3.2	3	0	1	1	1	9	11.7
at Missouri	01/11/2024		10:14	0-5	.000	0-3	.000	0-0	.000	0	2	2	3.1	0	1	1	0	0	0	10.9
Kentucky	01/15/2024		22:35	5-8	.625	3-4	.750	1-1	1.000	1	2	3	3.1	2	1	2	0	3	14	11.1
at Texas A&M	01/21/2024		19:44	8-12	.667	3-5	.600	2-3	.667	0	1	1	3.0	1	3	2	0	1	21	11.7
at LSU	01/25/2024		10:08	3-6	.500	2-5	.400	0-0	.000	1	3	4	3.1	1	0	2	0	1	8	11.5
Vanderbilt	01/28/2024		20:15	3-11	.273	2-9	.222	2-2	1.000	1	1	2	3.0	4	3	1	1	1	10	11.4
at Auburn	02/01/2024		25:04	6-13	.462	0-1	.000	3-3	1.000	0	2	2	3.0	3	0	3	1	2	15	11.6
Ole Miss	02/04/2024		20:55	5-12	.417	0-1	.000	4-6	.667	1	0	1	2.9	3	1	2	1	2	14	11.7
Missouri	02/08/2024		23:51	8-18	.444	2-6	.333	1-2	.500	0	1	1	2.8	2	4	0	0	6	19	12.0
UConn	02/11/2024		21:25	2-10	.200	0-2	.000	2-2	1.000	1	3	4	2.8	3	3	1	0	2	6	11.8
at Tennessee	02/15/2024		11:03	2-6	.333	1-1	1.000	0-0	.000	0	2	2	2.8	2	0	0	0	1	5	11.5
Georgia	02/18/2024		15:56	1-5	.200	0-2	.000	2-2	1.000	1	2	3	2.8	2	5	2	0	3	4	11.2
Alabama	02/22/2024		22:16	3-9	.333	1-3	.333	2-3	.667	0	3	3	2.8	4	2	3	1	0	9	11.1
at Kentucky	02/25/2024		24:49	2-4	.500	1-3	.333	12-12	1.000	0	3	3	2.8	2	3	1	0	3	17	11.3
at Arkansas	02/29/2024		18:32	7-13	.538	1-6	.167	2-4	.500	1	3	4	2.9	2	2	2	0	4	17	11.5
Tennessee	03/03/2024	*	20:21	4-12	.333	1-4	.250	4-7	.571	2	3	5	2.9	2	3	2	0	3	13	11.6
vs Texas A&M	03/08/2024		16:45	1-6	.167	0-0	.000	4-4	1.000	0	3	3	2.9	2	4	1	0	0	6	11.4
Totals		**3**	**568:54**	**122-281**	**.434**	**31-102**	**.304**	**67-86**	**.779**	**18**	**70**	**88**	**2.9**	**69**	**70**	**54**	**22**	**53**	**342**	**11.4**

Player Averages

Games Played	Minutes/ game	Points/ game	FG Pct	3FG Pct	FT Pct	Rebounds/ game	Assists/ game	Turnovers/ game	Assist/Turnover ratio	Steals/ game	Blocks/ game
30	19.0	11.4	43.4	30.4	77.9	2.9	2.3	1.8	1.3	1.8	0.7

FULWILEY, Milaysia

				Field Goals		3-Point		F-Throws		Rebounds									Scoring	
SEASON	TEAM	GP-GS	MIN/AVG	FG-FGA	FG%	3FG-3FGA	3FG%	FT-FTA	FT%	OFF	DEF	TOT	AVG	PF-FO	A	TO	BLK	STL	PTS	AVG
2023-24	USC	30-3	569/19.0	122-281	.434	31-102	.304	67-86	.779	18	70	88	2.9	69-1	70	54	22	53	342	11.4
TOTAL		**30-3**	**569/19.0**	**122-281**	**.434**	**31-102**	**.304**	**67-86**	**.779**	**18**	**70**	**88**	**2.9**	**69-1**	**70**	**54**	**22**	**53**	**342**	**11.4**

2023-24 South Carolina Women's Basketball
Individual Game-by-Game
All games

#20 FEAGIN, Sania

				Total		3-Pointers		Free throws		Rebounds										
Opponent	Date	GS	MIN	FG-FGA	PCT	3FG-3FGA	PCT	FT-FTA	PCT	OFF	DEF	TOT	AVG	PF	A	TO	BLK	STL	PTS	AVG
vs Notre Dame	11/06/2023		13:56	6-9	.667	0-0	.000	0-0	.000	3	1	4	4.0	2	0	2	0	0	12	12.0
Maryland	11/12/2023		13:36	4-7	.571	0-0	.000	0-0	.000	3	3	6	5.0	3	1	0	0	0	8	10.0
Clemson	11/16/2023		20:42	2-6	.333	0-2	.000	2-4	.500	2	4	6	5.3	1	1	1	0	1	6	8.7
South Dakota St.	11/20/2023		15:29	3-8	.375	0-0	.000	0-0	.000	2	4	6	5.5	0	1	0	1	1	6	8.0
Mississippi Val.	11/24/2023		21:04	5-8	.625	0-0	.000	2-2	1.000	2	3	5	5.4	2	4	3	2	0	12	8.8
at North Carolina	11/30/2023		02:38	0-2	.000	0-0	.000	0-0	.000	0	0	0	4.5	0	0	0	0	0	0	7.3
at Duke	12/03/2023		04:08	0-0	.000	0-0	.000	1-2	.500	0	1	1	4.0	0	0	1	0	0	1	6.4
Morgan St.	12/06/2023		15:36	5-6	.833	0-0	.000	0-0	.000	1	5	6	4.3	0	1	1	1	1	10	6.9
vs Utah	12/10/2023		09:16	1-2	.500	0-0	.000	1-2	.500	1	2	3	4.1	3	1	2	0	1	3	6.4
Presbyterian	12/16/2023		15:04	1-2	.500	0-0	.000	0-0	.000	0	2	2	3.9	1	1	1	0	0	2	6.0
at Bowling Green	12/19/2023		12:07	2-5	.400	0-0	.000	1-1	1.000	2	3	5	4.0	3	2	2	0	1	5	5.9
at East Carolina	12/30/2023		16:57	4-7	.571	0-0	.000	1-4	.250	2	2	4	4.0	2	0	2	2	0	9	6.2
at Florida	01/04/2024		08:11	0-1	.000	0-0	.000	0-0	.000	0	2	2	3.8	1	1	3	0	1	0	5.7
Mississippi St.	01/07/2024		02:43	0-1	.000	0-0	.000	0-0	.000	0	1	1	3.6	0	0	1	0	0	0	5.3
at Missouri	01/11/2024		18:30	4-5	.800	0-0	.000	2-2	1.000	2	2	4	3.7	1	4	0	0	1	10	5.6
Kentucky	01/15/2024		15:59	4-6	.667	0-0	.000	0-2	.000	0	2	2	3.6	2	1	0	0	1	8	5.8
at Texas A&M	01/21/2024		20:53	5-6	.833	1-1	1.000	4-4	1.000	1	3	4	3.6	4	0	3	2	0	15	6.3
at LSU	01/25/2024		14:11	3-3	1.000	0-0	.000	0-2	.000	2	2	4	3.6	2	1	1	0	0	6	6.3
Vanderbilt	01/28/2024		14:53	3-5	.600	0-0	.000	3-4	.750	1	0	1	3.5	3	1	1	0	0	9	6.4
at Auburn	02/01/2024		13:01	2-3	.667	0-0	.000	0-0	.000	0	1	1	3.4	4	0	0	0	0	4	6.3
Ole Miss	02/04/2024		10:31	3-3	1.000	0-0	.000	4-4	1.000	0	1	1	3.2	2	1	1	0	0	10	6.5
Missouri	02/08/2024		17:43	3-5	.600	0-0	.000	5-6	.833	2	3	5	3.3	2	2	0	1	0	11	6.7
UConn	02/11/2024		14:05	2-2	1.000	0-0	.000	0-0	.000	1	2	3	3.3	2	0	3	0	1	4	6.6
at Tennessee	02/15/2024		07:49	3-3	1.000	0-0	.000	1-2	.500	1	0	1	3.2	3	0	0	0	0	7	6.6
Georgia	02/18/2024		08:37	1-1	1.000	0-0	.000	0-0	.000	0	0	0	3.1	1	0	1	0	0	2	6.4
Alabama	02/22/2024		17:10	4-10	.400	0-0	.000	2-3	.667	2	5	7	3.2	1	0	1	1	0	10	6.5
at Kentucky	02/25/2024		24:38	6-12	.500	0-0	.000	4-4	1.000	1	5	6	3.3	2	4	2	5	1	16	6.9
at Arkansas	02/29/2024	*	22:24	3-4	.750	0-0	.000	1-2	.500	4	5	9	3.5	1	3	1	0	0	7	6.9
Tennessee	03/03/2024	*	18:29	0-3	.000	0-0	.000	1-2	.500	1	2	3	3.5	3	1	0	2	0	1	6.7
vs Texas A&M	03/08/2024		17:34	3-5	.600	0-0	.000	0-0	.000	1	2	3	3.5	2	1	3	0	0	6	6.7
Totals		**2**	**427:53**	**82-140**	**.586**	**1-3**	**.333**	**35-52**	**.673**	**37**	**68**	**105**	**3.5**	**53**	**32**	**36**	**17**	**10**	**200**	**6.7**

Player Averages

Games Played	Minutes/ game	Points/ game	FG Pct	3FG Pct	FT Pct	Rebounds/ game	Assists/ game	Turnovers/ game	Assist/Turnover ratio	Steals/ game	Blocks/ game
30	14.3	6.7	58.6	33.3	67.3	3.5	1.1	1.2	0.9	0.3	0.6

FEAGIN, Sania

				Field Goals		3-Point		F-Throws		Rebounds									Scoring	
SEASON	TEAM	GP-GS	MIN/AVG	FG-FGA	FG%	3FG-3FGA	3FG%	FT-FTA	FT%	OFF	DEF	TOT	AVG	PF-FO	A	TO	BLK	STL	PTS	AVG
2021-22	USC	31-0	132/4.3	21-34	.618	0-0	.000	16-28	.571	14	31	45	1.5	19-0	6	18	12	5	58	1.9
2022-23	USC	27-0	213/7.9	54-90	.600	1-1	1.000	22-30	.733	29	36	65	2.4	31-0	7	22	19	4	131	4.9
2023-24	USC	30-2	428/14.3	82-140	.586	1-3	.333	35-52	.673	37	68	105	3.5	53-0	32	36	17	10	200	6.7
TOTAL		**88-2**	**773/8.8**	**157-264**	**.595**	**2-4**	**.500**	**73-110**	**.664**	**80**	**135**	**215**	**2.4**	**103-0**	**45**	**76**	**48**	**19**	**389**	**4.4**

2023-24 South Carolina Women's Basketball
Individual Game-by-Game
All games

#21 KITTS, Chloe

				Total		3-Pointers		Free throws		Rebounds										
Opponent	Date	GS	MIN	FG-FGA	PCT	3FG-3FGA	PCT	FT-FTA	PCT	OFF	DEF	TOT	AVG	PF	A	TO	BLK	STL	PTS	AVG
vs Notre Dame	11/06/2023	*	12:55	2-3	.667	0-0	.000	3-3	1.000	0	1	1	1.0	1	2	1	2	0	7	7.0
Maryland	11/12/2023	*	20:38	5-11	.455	0-0	.000	3-6	.500	3	7	10	5.5	0	1	0	1	1	13	10.0
Clemson	11/16/2023	*	10:28	5-6	.833	0-0	.000	2-3	.667	1	1	2	4.3	0	1	0	0	1	12	10.7
South Dakota St.	11/20/2023	*	19:05	2-7	.286	0-1	.000	1-4	.250	3	6	9	5.5	2	0	1	1	0	5	9.3
Mississippi Val.	11/24/2023	*	18:50	4-7	.571	0-0	.000	3-4	.750	1	4	5	5.4	1	1	0	2	0	11	9.6
at North Carolina	11/30/2023	*	19:49	3-10	.300	0-0	.000	5-6	.833	1	2	3	5.0	2	0	2	0	0	11	9.8
at Duke	12/03/2023	*	31:16	6-12	.500	0-0	.000	2-2	1.000	1	8	9	5.6	2	3	2	1	0	14	10.4
Morgan St.	12/06/2023	*	19:21	2-4	.500	0-0	.000	3-4	.750	3	11	14	6.6	0	4	4	0	1	7	10.0
vs Utah	12/10/2023	*	24:38	4-7	.571	0-0	.000	3-6	.500	2	5	7	6.7	2	4	2	0	0	11	10.1
Presbyterian	12/16/2023	*	20:13	4-7	.571	0-0	.000	3-6	.500	4	6	10	7.0	0	2	2	0	0	11	10.2
at Bowling Green	12/19/2023	*	22:06	10-12	.833	0-0	.000	1-1	1.000	1	5	6	6.9	1	1	0	1	1	21	11.2
at East Carolina	12/30/2023	*	19:17	1-5	.200	0-0	.000	5-6	.833	4	6	10	7.2	0	3	2	1	0	7	10.8
at Florida	01/04/2024	*	14:28	1-5	.200	0-0	.000	3-4	.750	2	5	7	7.2	2	1	0	0	0	5	10.4
Mississippi St.	01/07/2024	*	16:15	5-10	.500	0-0	.000	2-2	1.000	3	1	4	6.9	2	0	2	0	1	12	10.5
at Missouri	01/11/2024	*	10:03	1-2	.500	0-0	.000	0-0	.000	0	2	2	6.6	3	0	2	0	0	2	9.9
Kentucky	01/15/2024	*	14:08	4-5	.800	0-0	.000	1-2	.500	1	3	4	6.4	0	0	1	1	2	9	9.9
at Texas A&M	01/21/2024	*	20:51	6-8	.750	0-0	.000	1-1	1.000	1	9	10	6.6	3	5	2	1	1	13	10.1
at LSU	01/25/2024	*	21:37	6-9	.667	1-1	1.000	1-4	.250	2	1	3	6.4	2	1	1	0	0	14	10.3
Vanderbilt	01/28/2024	*	17:54	1-5	.200	0-0	.000	0-0	.000	1	3	4	6.3	2	1	1	1	0	2	9.8
Ole Miss	02/04/2024		14:53	1-3	.333	0-0	.000	0-0	.000	1	1	2	6.1	1	0	3	0	1	2	9.5
Missouri	02/08/2024	*	23:13	6-10	.600	0-0	.000	0-0	.000	3	5	8	6.2	0	2	2	5	0	12	9.6
UConn	02/11/2024	*	29:22	7-11	.636	0-0	.000	0-0	.000	2	2	4	6.1	5	1	3	1	0	14	9.8
at Tennessee	02/15/2024	*	16:15	3-6	.500	0-0	.000	0-0	.000	2	2	4	6.0	2	2	4	0	1	6	9.6
Georgia	02/18/2024	*	26:43	5-10	.500	0-0	.000	2-2	1.000	1	6	7	6.0	1	2	3	0	1	12	9.7
Alabama	02/22/2024	*	20:45	3-8	.375	0-0	.000	3-4	.750	3	4	7	6.1	2	2	0	1	2	9	9.7
at Kentucky	02/25/2024	*	25:10	5-10	.500	0-0	.000	0-2	.000	0	12	12	6.3	1	5	1	2	0	10	9.7
at Arkansas	02/29/2024		17:18	4-6	.667	0-0	.000	2-2	1.000	2	3	5	6.3	2	2	1	0	1	10	9.7
Tennessee	03/03/2024		13:06	0-3	.000	0-0	.000	0-0	.000	0	2	2	6.1	3	0	1	0	0	0	9.4
vs Texas A&M	03/08/2024	*	17:53	4-8	.500	0-0	.000	0-1	.000	2	4	6	6.1	3	1	2	0	0	8	9.3
Totals		**26**	**558:30**	**110-210**	**.524**	**1-2**	**.500**	**49-75**	**.653**	**50**	**127**	**177**	**6.1**	**45**	**47**	**45**	**21**	**14**	**270**	**9.3**

Player Averages

Games Played	Minutes/ game	Points/ game	FG Pct	3FG Pct	FT Pct	Rebounds/ game	Assists/ game	Turnovers/ game	Assist/Turnover ratio	Steals/ game	Blocks/ game
29	19.3	9.3	52.4	50.0	65.3	6.1	1.6	1.6	1.0	0.5	0.7

KITTS, Chloe

				Field Goals		3-Point		F-Throws		Rebounds									Scoring	
SEASON	TEAM	GP-GS	MIN/AVG	FG-FGA	FG%	3FG-3FGA	3FG%	FT-FTA	FT%	OFF	DEF	TOT	AVG	PF-FO	A	TO	BLK	STL	PTS	AVG
2022-23	USC	18-0	124/6.9	12-32	.375	1-4	.250	4-8	.500	9	20	29	1.6	11-0	12	8	1	4	29	1.6
2023-24	USC	29-26	558/19.3	110-210	.524	1-2	.500	49-75	.653	50	127	177	6.1	45-1	47	45	21	14	270	9.3
TOTAL		**47-26**	**683/14.5**	**122-242**	**.504**	**2-6**	**.333**	**53-83**	**.639**	**59**	**147**	**206**	**4.4**	**56-1**	**59**	**53**	**22**	**18**	**299**	**6.4**

2023-24 South Carolina Women's Basketball
Individual Game-by-Game
All games

#23 HALL, Bree

				Total		3-Pointers		Free throws		Rebounds										
Opponent	Date	GS	MIN	FG-FGA	PCT	3FG-3FGA	PCT	FT-FTA	PCT	OFF	DEF	TOT	AVG	PF	A	TO	BLK	STL	PTS	AVG
vs Notre Dame	11/06/2023	*	26:25	2-8	.250	1-4	.250	2-2	1.000	1	2	3	3.0	0	1	0	0	0	7	7.0
Maryland	11/12/2023	*	23:53	5-9	.556	2-4	.500	0-0	.000	1	0	1	2.0	2	2	2	1	0	12	9.5
Clemson	11/16/2023	*	23:34	3-10	.300	1-5	.200	1-2	.500	0	5	5	3.0	1	1	2	1	1	8	9.0
South Dakota St.	11/20/2023	*	25:52	2-9	.222	0-3	.000	1-2	.500	2	5	7	4.0	0	2	0	1	1	5	8.0
Mississippi Val.	11/24/2023	*	22:02	2-9	.222	1-6	.167	0-0	.000	2	0	2	3.6	0	3	2	0	1	5	7.4
at North Carolina	11/30/2023	*	33:04	5-6	.833	3-4	.750	2-2	1.000	0	1	1	3.2	3	0	1	1	0	15	8.7
at Duke	12/03/2023	*	35:20	4-7	.571	3-4	.750	2-2	1.000	0	3	3	3.1	0	1	3	0	1	13	9.3
Morgan St.	12/06/2023	*	15:20	3-5	.600	3-4	.750	0-0	.000	0	1	1	2.9	0	3	1	0	1	9	9.3
vs Utah	12/10/2023	*	34:23	3-8	.375	0-3	.000	1-1	1.000	0	4	4	3.0	0	0	1	2	0	7	9.0
Presbyterian	12/16/2023	*	23:02	3-7	.429	2-5	.400	2-2	1.000	0	3	3	3.0	1	0	0	0	1	10	9.1
at Bowling Green	12/19/2023	*	28:19	7-9	.778	4-6	.667	0-2	.000	0	2	2	2.9	2	2	1	0	1	18	9.9
at East Carolina	12/30/2023	*	21:06	2-3	.667	1-1	1.000	0-2	.000	1	1	2	2.8	2	0	0	0	1	5	9.5
at Florida	01/04/2024	*	25:19	5-7	.714	2-3	.667	3-4	.750	1	3	4	2.9	1	0	0	0	0	15	9.9
Mississippi St.	01/07/2024	*	28:50	6-9	.667	3-4	.750	0-0	.000	0	3	3	2.9	0	1	0	0	1	15	10.3
at Missouri	01/11/2024	*	33:25	8-10	.800	4-4	1.000	1-2	.500	0	4	4	3.0	2	0	4	2	0	21	11.0
Kentucky	01/15/2024	*	22:11	3-9	.333	1-4	.250	0-0	.000	1	3	4	3.1	0	2	0	0	0	7	10.8
at Texas A&M	01/21/2024	*	28:13	3-6	.500	2-4	.500	0-0	.000	0	6	6	3.2	0	3	0	1	1	8	10.6
at LSU	01/25/2024	*	30:26	4-10	.400	2-4	.500	0-0	.000	0	5	5	3.3	0	1	0	1	3	10	10.6
Vanderbilt	01/28/2024	*	29:17	4-6	.667	1-3	.333	2-2	1.000	3	1	4	3.4	1	3	0	0	0	11	10.6
at Auburn	02/01/2024	*	24:13	0-6	.000	0-2	.000	0-0	.000	1	1	2	3.3	2	1	1	0	0	0	10.1
Ole Miss	02/04/2024	*	26:29	3-7	.429	0-2	.000	4-5	.800	3	4	7	3.5	2	1	2	1	1	10	10.0
Missouri	02/08/2024	*	26:46	5-10	.500	0-0	.000	0-0	.000	4	3	7	3.6	2	0	0	0	0	10	10.0
UConn	02/11/2024	*	21:32	1-8	.125	0-4	.000	2-2	1.000	0	0	0	3.5	0	1	0	1	0	4	9.8
at Tennessee	02/15/2024	*	28:21	2-11	.182	1-3	.333	2-2	1.000	1	2	3	3.5	2	2	2	0	0	7	9.7
Georgia	02/18/2024	*	28:22	3-9	.333	3-8	.375	0-0	.000	1	0	1	3.4	3	2	4	0	0	9	9.6
Alabama	02/22/2024	*	31:23	6-9	.667	1-3	.333	0-0	.000	0	1	1	3.3	1	0	1	1	0	13	9.8
at Kentucky	02/25/2024	*	27:29	8-10	.800	2-3	.667	0-0	.000	0	1	1	3.2	4	1	2	0	1	18	10.1
at Arkansas	02/29/2024	*	24:40	2-5	.400	0-2	.000	0-0	.000	0	1	1	3.1	0	2	1	0	0	4	9.9
Tennessee	03/03/2024	*	28:42	5-16	.313	1-4	.250	2-2	1.000	4	2	6	3.2	1	0	0	3	1	13	10.0
vs Texas A&M	03/08/2024	*	21:32	2-3	.667	1-2	.500	0-2	.000	0	1	1	3.1	1	3	3	0	1	5	9.8
Totals		**30**	**799:30**	**111-241**	**.461**	**45-108**	**.417**	**27-38**	**.711**	**26**	**68**	**94**	**3.1**	**33**	**38**	**33**	**16**	**17**	**294**	**9.8**

Player Averages

Games Played	Minutes/ game	Points/ game	FG Pct	3FG Pct	FT Pct	Rebounds/ game	Assists/ game	Turnovers/ game	Assist/Turnover ratio	Steals/ game	Blocks/ game
30	26.6	9.8	46.1	41.7	71.1	3.1	1.3	1.1	1.2	0.6	0.5

HALL, Bree

				Field Goals		3-Point		F-Throws		Rebounds									Scoring	
SEASON	TEAM	GP-GS	MIN/AVG	FG-FGA	FG%	3FG-3FGA	3FG%	FT-FTA	FT%	OFF	DEF	TOT	AVG	PF-FO	A	TO	BLK	STL	PTS	AVG
2021-22	USC	36-0	334/9.3	32-102	.314	14-46	.304	19-30	.633	12	41	53	1.5	43-0	1	23	1	5	97	2.7
2022-23	USC	35-0	487/13.9	66-163	.405	23-64	.359	19-31	.613	23	42	65	1.9	37-0	10	16	11	11	174	5.0
2023-24	USC	30-30	799/26.6	111-241	.461	45-108	.417	27-38	.711	26	68	94	3.1	33-0	38	33	16	17	294	9.8
TOTAL		**101-30**	**1620/16.0**	**209-506**	**.413**	**82-218**	**.376**	**65-99**	**.657**	**61**	**151**	**212**	**2.1**	**113-0**	**49**	**72**	**28**	**33**	**565**	**5.6**

2023-24 South Carolina Women's Basketball
Individual Game-by-Game
All games

#25 JOHNSON, Raven

				Total		3-Pointers		Free throws		Rebounds										
Opponent	Date	GS	MIN	FG-FGA	PCT	3FG-3FGA	PCT	FT-FTA	PCT	OFF	DEF	TOT	AVG	PF	A	TO	BLK	STL	PTS	AVG
vs Notre Dame	11/06/2023	*	22:02	5-10	.500	1-3	.333	0-0	.000	0	2	2	2.0	3	7	2	0	1	11	11.0
Maryland	11/12/2023	*	29:08	3-8	.375	2-3	.667	0-0	.000	0	3	3	2.5	1	8	1	0	1	8	9.5
Clemson	11/16/2023	*	32:26	3-8	.375	0-3	.000	0-0	.000	2	6	8	4.3	2	17	2	0	5	6	8.3
South Dakota St.	11/20/2023	*	29:21	9-13	.692	0-2	.000	0-1	.000	2	1	3	4.0	0	6	1	0	5	18	10.8
Mississippi Val.	11/24/2023	*	24:25	4-5	.800	2-3	.667	2-2	1.000	1	7	8	4.8	0	5	1	0	5	12	11.0
at North Carolina	11/30/2023	*	37:07	3-8	.375	0-1	.000	3-6	.500	0	7	7	5.2	2	2	4	0	3	9	10.7
at Duke	12/03/2023	*	37:18	4-7	.571	3-4	.750	0-0	.000	0	4	4	5.0	1	4	3	0	2	11	10.7
Morgan St.	12/06/2023		21:04	5-5	1.000	2-2	1.000	0-0	.000	0	2	2	4.6	1	5	2	0	2	12	10.9
vs Utah	12/10/2023	*	32:38	1-6	.167	0-2	.000	0-0	.000	0	2	2	4.3	2	4	5	0	1	2	9.9
at Bowling Green	12/19/2023	*	23:39	2-4	.500	1-2	.500	0-0	.000	0	2	2	4.1	2	4	0	0	2	5	9.4
at East Carolina	12/30/2023	*	22:45	1-2	.500	0-1	.000	2-4	.500	2	5	7	4.4	0	3	0	0	1	4	8.9
at Florida	01/04/2024	*	26:09	6-9	.667	0-1	.000	4-4	1.000	1	3	4	4.3	1	5	1	0	4	16	9.5
Mississippi St.	01/07/2024	*	27:13	2-8	.250	1-2	.500	2-2	1.000	1	4	5	4.4	1	2	1	0	1	7	9.3
at Missouri	01/11/2024	*	29:01	5-9	.556	0-1	.000	0-0	.000	0	2	2	4.2	1	2	2	1	3	10	9.4
Kentucky	01/15/2024	*	18:57	5-9	.556	1-2	.500	0-0	.000	0	3	3	4.1	1	6	0	0	2	11	9.5
at Texas A&M	01/21/2024	*	21:12	3-5	.600	0-0	.000	0-0	.000	0	0	0	3.9	3	4	0	0	1	6	9.3
at LSU	01/25/2024	*	35:47	5-12	.417	0-3	.000	3-4	.750	2	7	9	4.2	1	4	3	0	0	13	9.5
Vanderbilt	01/28/2024	*	26:12	4-7	.571	2-3	.667	0-0	.000	1	2	3	4.1	0	7	0	0	1	10	9.5
at Auburn	02/01/2024	*	26:52	4-11	.364	1-3	.333	1-2	.500	1	4	5	4.2	0	6	3	0	2	10	9.5
Ole Miss	02/04/2024	*	26:47	1-4	.250	0-1	.000	3-6	.500	0	4	4	4.2	2	6	0	0	2	5	9.3
Missouri	02/08/2024	*	23:52	3-8	.375	0-0	.000	0-1	.000	3	5	8	4.3	0	2	3	1	4	6	9.1
UConn	02/11/2024	*	30:43	4-10	.400	0-1	.000	2-2	1.000	2	10	12	4.7	0	5	2	0	2	10	9.2
at Tennessee	02/15/2024	*	35:18	1-6	.167	0-1	.000	0-0	.000	3	12	15	5.1	2	5	1	0	1	2	8.9
Georgia	02/18/2024	*	37:20	4-8	.500	1-5	.200	0-0	.000	1	4	5	5.1	2	2	3	1	1	9	8.9
Alabama	02/22/2024	*	17:38	0-5	.000	0-2	.000	0-2	.000	2	3	5	5.1	0	2	1	1	2	0	8.5
at Kentucky	02/25/2024	*	24:49	3-5	.600	1-1	1.000	2-2	1.000	3	3	6	5.2	1	5	4	1	2	9	8.5
at Arkansas	02/29/2024	*	25:00	1-5	.200	1-2	.500	1-2	.500	0	6	6	5.2	0	7	1	0	3	4	8.4
Tennessee	03/03/2024		21:21	0-6	.000	0-2	.000	0-0	.000	2	6	8	5.3	3	4	3	0	1	0	8.1
vs Texas A&M	03/08/2024	*	29:14	3-3	1.000	0-0	.000	0-0	.000	1	5	6	5.3	1	5	4	0	0	6	8.0
Totals		**27**	**795:19**	**94-206**	**.456**	**19-56**	**.339**	**25-40**	**.625**	**30**	**124**	**154**	**5.3**	**33**	**144**	**53**	**5**	**60**	**232**	**8.0**

Player Averages

Games Played	Minutes/ game	Points/ game	FG Pct	3FG Pct	FT Pct	Rebounds/ game	Assists/ game	Turnovers/ game	Assist/Turnover ratio	Steals/ game	Blocks/ game
29	27.4	8.0	45.6	33.9	62.5	5.3	5.0	1.8	2.7	2.1	0.2

JOHNSON, Raven

				Field Goals		3-Point		F-Throws		Rebounds									Scoring	
SEASON	TEAM	GP-GS	MIN/AVG	FG-FGA	FG%	3FG-3FGA	3FG%	FT-FTA	FT%	OFF	DEF	TOT	AVG	PF-FO	A	TO	BLK	STL	PTS	AVG
2021-22	USC	2-0	8/4.2	0-1	.000	0-0	.000	0-0	.000	0	1	1	0.5	0-0	0	1	0	0	0	0.0
2022-23	USC	36-3	674/18.7	60-163	.368	14-58	.241	17-26	.654	20	74	94	2.6	38-0	123	52	13	40	151	4.2
2023-24	USC	29-27	795/27.4	94-206	.456	19-56	.339	25-40	.625	30	124	154	5.3	33-0	144	53	5	60	232	8.0
TOTAL		**67-30**	**1478/22.1**	**154-370**	**.416**	**33-114**	**.289**	**42-66**	**.636**	**50**	**199**	**249**	**3.7**	**71-0**	**267**	**106**	**18**	**100**	**383**	**5.7**

2023-24 South Carolina Women's Basketball
Individual Game-by-Game
All games

#35 WALKER, Sakima

				Total		3-Pointers		Free throws		Rebounds										
Opponent	Date	GS	MIN	FG-FGA	PCT	3FG-3FGA	PCT	FT-FTA	PCT	OFF	DEF	TOT	AVG	PF	A	TO	BLK	STL	PTS	AVG
vs Notre Dame	11/06/2023		08:35	0-1	.000	0-0	.000	0-0	.000	0	1	1	1.0	1	0	2	0	0	0	0.0
Maryland	11/12/2023		03:46	0-0	.000	0-0	.000	3-4	.750	1	0	1	1.0	0	0	0	0	0	3	1.5
Clemson	11/16/2023		15:29	4-4	1.000	0-0	.000	2-2	1.000	1	5	6	2.7	3	0	0	1	0	10	4.3
South Dakota St.	11/20/2023		07:38	0-0	.000	0-0	.000	0-0	.000	0	1	1	2.3	0	0	0	1	1	0	3.3
Mississippi Val.	11/24/2023		10:46	1-1	1.000	0-0	.000	2-2	1.000	1	4	5	2.8	0	0	0	0	0	4	3.4
at North Carolina	11/30/2023		04:29	0-1	.000	0-0	.000	0-0	.000	0	0	0	2.3	1	0	1	0	0	0	2.8
at Duke	12/03/2023		02:23	0-1	.000	0-0	.000	0-0	.000	0	0	0	2.0	1	0	1	0	0	0	2.4
Morgan St.	12/06/2023	*	15:19	0-0	.000	0-0	.000	0-0	.000	0	1	1	1.9	1	0	0	1	0	0	2.1
vs Utah	12/10/2023		03:08	1-1	1.000	0-0	.000	0-0	.000	1	0	1	1.8	1	0	1	0	0	2	2.1
Presbyterian	12/16/2023		11:22	4-6	.667	0-0	.000	4-4	1.000	1	0	1	1.7	0	0	0	1	2	12	3.1
at Bowling Green	12/19/2023		13:50	0-2	.000	0-0	.000	2-2	1.000	0	0	0	1.5	1	0	1	0	1	2	3.0
at East Carolina	12/30/2023		10:38	0-2	.000	0-0	.000	0-2	.000	0	3	3	1.7	2	0	0	1	0	0	2.8
at Florida	01/04/2024		03:32	0-2	.000	0-0	.000	0-0	.000	1	1	2	1.7	0	0	1	0	0	0	2.5
Mississippi St.	01/07/2024		03:49	1-2	.500	0-0	.000	0-0	.000	0	0	0	1.6	0	0	1	1	0	2	2.5
Kentucky	01/15/2024		10:00	0-1	.000	0-0	.000	0-0	.000	0	1	1	1.5	0	0	1	0	0	0	2.3
at Texas A&M	01/21/2024		05:41	2-2	1.000	0-0	.000	0-0	.000	0	0	0	1.4	2	0	0	0	0	4	2.4
at Auburn	02/01/2024		09:51	2-3	.667	0-0	.000	0-0	.000	3	1	4	1.6	1	0	0	0	0	4	2.5
Ole Miss	02/04/2024		04:27	0-0	.000	0-0	.000	1-2	.500	0	0	0	1.5	0	0	0	0	2	1	2.4
Missouri	02/08/2024		12:26	2-4	.500	0-0	.000	0-1	.000	0	1	1	1.5	0	0	0	1	0	4	2.5
UConn	02/11/2024		06:26	0-0	.000	0-0	.000	0-0	.000	0	0	0	1.4	0	0	0	1	0	0	2.4
Georgia	02/18/2024		03:32	0-0	.000	0-0	.000	0-0	.000	0	0	0	1.3	0	0	1	0	0	0	2.3
Alabama	02/22/2024		17:23	0-1	.000	0-0	.000	0-0	.000	2	1	3	1.4	2	1	1	3	1	0	2.2
at Kentucky	02/25/2024		11:12	2-3	.667	0-0	.000	0-0	.000	0	2	2	1.4	5	1	0	1	0	4	2.3
at Arkansas	02/29/2024		08:19	2-3	.667	0-0	.000	0-0	.000	1	1	2	1.5	2	0	2	0	0	4	2.3
Tennessee	03/03/2024		02:28	0-0	.000	0-0	.000	0-0	.000	0	0	0	1.4	0	0	0	0	0	0	2.2
vs Texas A&M	03/08/2024		00:51	0-0	.000	0-0	.000	0-0	.000	0	0	0	1.3	0	0	0	0	0	0	2.2
Totals		**1**	**207:21**	**21-40**	**.525**	**0-0**	**.000**	**14-19**	**.737**	**12**	**23**	**35**	**1.3**	**23**	**2**	**13**	**12**	**7**	**56**	**2.2**

Player Averages

Games Played	Minutes/ game	Points/ game	FG Pct	3FG Pct	FT Pct	Rebounds/ game	Assists/ game	Turnovers/ game	Assist/Turnover ratio	Steals/ game	Blocks/ game
26	8.0	2.2	52.5	0.0	73.7	1.3	0.1	0.5	0.2	0.3	0.5

WALKER, Sakima

				Field Goals		3-Point		F-Throws		Rebounds									Scoring	
SEASON	TEAM	GP-GS	MIN/AVG	FG-FGA	FG%	3FG-3FGA	3FG%	FT-FTA	FT%	OFF	DEF	TOT	AVG	PF-FO	A	TO	BLK	STL	PTS	AVG
2020-21	RU	15-0	144/9.6	20-27	.741	0-0	.000	9-13	.692	14	17	31	2.1	16-0	4	16	5	4	49	3.3
2021-22	RU	17-2	199/11.7	35-71	.493	0-0	.000	10-21	.476	17	31	48	2.8	10-0	2	14	9	14	80	4.7
2023-24	USC	26-1	207/8.0	21-40	.525	0-0	.000	14-19	.737	12	23	35	1.3	23-1	2	13	12	7	56	2.2
TOTAL FOR USC		**26-1**	**207/8.0**	**21-40**	**.525**	**0-0**	**.000**	**14-19**	**.737**	**12**	**23**	**35**	**1.3**	**23-1**	**2**	**13**	**12**	**7**	**56**	**2.2**
TOTAL		**58-3**	**551/9.5**	**76-138**	**.551**	**0-0**	**.000**	**33-53**	**.623**	**43**	**71**	**114**	**2.0**	**49-1**	**8**	**43**	**26**	**25**	**185**	**3.2**

Official Basketball Box Score - Final

Notre Dame at South Carolina

11/06/23 Halle Georges Carpentier arena, Paris
2023-24 Women's Basketball

Game Time: 1:00 PM
Game Duration: 2:03
Attendance: 3,203

Officials: Glna Cross, Maj Forsberg, Angelica Suffren

Notre Dame - 71 Record: 0-1

NO.	Name		Min	FG M-A	3P M-A	FT M-A	Rebounds OR	DR	TOT	Fouls PF	FD	TP	AS	TO	ST	Blocks BS	BA	+/-
21	Maddy Westbeld	F	31:34	5-14	2-4	0-0	1	4	5	4	1	12	2	1	1	1	2	-17
22	Kylee Watson	F	24:41	0-4	0-0	2-2	1	3	4	3	1	2	3	2	2	1	3	-21
3	Hannah Hidalgo	G	37:12	10-24	3-6	8-12	1	3	4	3	7	31	3	6	3	0	2	-24
11	Sonia Citron	G	33:26	5-15	1-6	1-1	1	0	1	4	3	12	2	2	1	0	1	-25
13	Anna DeWolfe	G	22:13	0-2	0-0	2-2	0	2	2	1	1	2	1	3	0	0	0	-19
4	Cassandre Prosper		23:07	1-9	0-2	2-4	1	2	3	1	3	4	1	1	1	1	2	-18
15	Natalija Marshall		14:08	4-5	0-0	0-0	3	3	6	3	1	8	0	2	1	0	1	-8
2	Emma Risch		13:39	0-3	0-2	0-0	0	2	2	0	1	0	0	1	0	1	0	-13
Team							13	4	17			0		0				
Totals				25-76	6-20	15-21	21	23	44	19	18	71	12	18	9	4	11	-29

Technical Fouls::NONE

Shooting By Period		
1st FG%	9-18	50.0%
3PT%	3-7	42.9%
FT%	4-5	80%
2nd FG%	4-15	26.7%
3PT%	0-5	0.0%
FT%	0-0	0%
3rd FG%	4-20	20.0%
3PT%	1-2	50.0%
FT%	7-8	87.5%
4th FG%	8-23	34.8%
3PT%	2-6	33.3%
FT%	4-8	50%
GM FG%	25-76	32.9%
3PT%	6-20	30.0%
FT%	15-21	71.4%

Dead Ball Rebounds: 5, 0

South Carolina - 100 Record: 1-0

NO.	Name		Min	FG M-A	3P M-A	FT M-A	Rebounds OR	DR	TOT	Fouls PF	FD	TP	AS	TO	ST	Blocks BS	BA	+/-
21	Chloe Kitts	F	12:55	2-3	0-0	3-3	0	1	1	1	3	7	2	1	0	2	0	13
10	Kamilla Cardoso	C	24:22	9-14	0-0	2-3	6	9	15	2	7	20	1	2	0	4	0	24
0	Te-Hina Paopao	G	27:28	6-10	2-4	0-0	0	3	3	1	2	14	6	1	3	0	0	23
23	Bree Hall	G	26:25	2-8	1-4	2-2	1	2	3	0	2	7	1	0	0	0	0	25
25	Raven Johnson	G	22:02	5-10	1-3	0-0	0	2	2	3	0	11	7	2	1	0	1	15
12	MiLaysia Fulwiley		25:58	8-14	1-4	0-2	0	1	1	2	2	17	6	1	6	1	2	24
20	Sania Feagin		13:56	6-9	0-0	0-0	3	1	4	2	0	12	0	2	0	0	1	-3
2	Ashlyn Watkins		17:49	3-4	0-0	1-1	1	4	5	3	2	7	2	1	0	4	0	20
5	Tessa Johnson		12:28	0-2	0-1	1-2	0	0	0	1	1	1	2	1	1	0	0	4
24	Sahnya Jah		08:02	2-4	0-0	0-0	2	3	5	2	0	4	2	1	1	0	0	-2
35	Sakima Walker		08:35	0-1	0-0	0-0	0	1	1	1	0	0	0	2	0	0	0	2
Team							3	4	7			0		0				
Totals				43-79	5-16	9-13	16	31	47	18	19	100	29	14	12	11	4	29

Technical Fouls::NONE

Shooting By Period		
1st FG%	9-18	50.0%
3PT%	2-6	33.3%
FT%	4-4	100%
2nd FG%	10-19	52.6%
3PT%	2-5	40.0%
FT%	2-3	66.7%
3rd FG%	12-21	57.1%
3PT%	1-4	25.0%
FT%	1-1	100%
4th FG%	12-21	57.1%
3PT%	0-1	0.0%
FT%	2-5	40%
GM FG%	43-79	54.4%
3PT%	5-16	31.3%
FT%	9-13	69.2%

Dead Ball Rebounds: 1, 0

	UND	USC
Biggest lead	5 (1st 8:49)	35 (4th 3:28)
Best Scoring Run	6(1st 3:53)	10(2nd 0:29)
Lead Changes	5	
Times Tied	4	
Time with Lead	10:17	28:08

Points from	UND	USC
Turnovers	15	26
Paint	22	70
Second Chance	11	15
Fast Breaks	10	30
Bench	12	41

Period by Period Scoring	1st	2nd	3rd	4th	TOT
UND	25	8	16	22	71
USC	24	24	26	26	100

Official Basketball Box Score - Final

Maryland at South Carolina

11/12/23 Colonial Life Arena, Columbia
2023-24 Women's Basketball

Game Time: 1:00 PM
Game Duration: 1:52
Attendance: 16,007

Officials: Kevin Penthel, Brian Hall, Natasha Curry

Maryland - 76 Record: 1-1

NO.	Name		Min	FG M-A	3P M-A	FT M-A	Rebounds OR	DR	TOT	Fouls PF	FD	TP	AS	TO	ST	Blocks BS	BA	+/-
5	Brinae Alexander	F	32:43	3-10	2-6	2-2	1	1	2	3	1	10	2	2	0	0	2	-35
13	Faith Masonius	F	25:12	5-7	1-2	0-2	0	3	3	3	1	11	4	1	0	0	0	-21
0	Shyanne Sellers	G	32:48	8-18	2-4	3-4	0	8	8	2	7	21	3	6	2	0	1	-29
3	Lavender Briggs	G	29:03	1-5	0-0	0-0	1	4	5	1	1	2	3	0	0	0	2	-27
11	Jakia Brown-Turner	G	23:29	4-9	2-3	2-2	4	1	5	4	2	12	0	2	0	0	2	-8
14	Allie Kubek		23:23	3-10	1-4	0-0	2	3	5	4	5	7	0	2	2	1	3	-30
24	Bri McDaniel		16:30	4-8	2-2	0-0	0	1	1	3	2	10	1	1	0	0	0	-16
20	Hawa Doumbouya		01:40	0-1	0-0	1-2	0	0	0	0	1	1	0	0	0	0	1	0
2	Riley Nelson		06:57	1-2	0-1	0-0	1	0	1	2	0	2	1	1	0	0	0	-14
21	Emma Chardon		05:57	0-1	0-0	0-0	0	0	0	0	0	0	1	0	0	0	0	-6
34	Emily Fisher		02:18	0-0	0-0	0-0	1	0	1	0	0	0	0	0	0	0	0	-4
Team							1	1	2			0		0				
Totals				29-71	10-22	8-12	11	22	33	22	20	76	15	15	4	1	11	-38

Technical Fouls::NONE

Shooting By Period		
1st FG%	7-18	38.9%
3PT%	2-4	50.0%
FT%	0-0	0%
2nd FG%	7-16	43.8%
3PT%	5-8	62.5%
FT%	1-2	50%
3rd FG%	9-18	50.0%
3PT%	3-5	60.0%
FT%	2-2	100%
4th FG%	6-19	31.6%
3PT%	0-5	0.0%
FT%	5-8	62.5%
GM FG%	29-71	40.8%
3PT%	10-22	45.5%
FT%	8-12	66.7%

Dead Ball Rebounds: 1, 4

South Carolina - 114 Record: 2-0

NO.	Name		Min	FG M-A	3P M-A	FT M-A	Rebounds OR	DR	TOT	Fouls PF	FD	TP	AS	TO	ST	Blocks BS	BA	+/-
21	Chloe Kitts	F	20:38	5-11	0-0	3-6	3	7	10	0	6	13	1	0	1	1	0	27
10	Kamilla Cardoso	C	24:52	5-7	0-0	2-2	1	6	7	4	2	12	2	1	0	2	0	11
0	Te-Hina Paopao	G	29:55	5-12	4-8	0-0	0	0	0	1	0	14	8	3	1	0	0	24
23	Bree Hall	G	23:53	5-9	2-4	0-0	1	0	1	2	1	12	2	2	0	1	0	17
25	Raven Johnson	G	29:08	3-8	2-3	0-0	0	3	3	1	0	8	8	1	1	0	0	26
2	Ashlyn Watkins		16:39	5-10	0-0	3-5	7	4	11	4	3	13	2	0	1	5	1	21
12	MiLaysia Fulwiley		14:46	4-8	2-4	2-2	0	1	1	2	2	12	2	1	2	2	0	22
5	Tessa Johnson		18:32	4-7	2-4	2-3	0	7	7	3	4	12	4	2	3	0	0	19
20	Sania Feagin		13:36	4-7	0-0	0-0	3	3	6	3	0	8	1	0	0	0	0	9
24	Sahnya Jah		04:16	3-4	0-1	1-3	0	1	1	0	2	7	0	0	0	0	0	8
35	Sakima Walker		03:46	0-0	0-0	3-4	1	0	1	0	2	3	0	0	0	0	0	6
Team							3	2	5			0		0				
Totals				43-83	12-24	16-25	19	34	53	20	22	114	30	10	9	11	1	38

Technical Fouls::NONE

Shooting By Period		
1st FG%	7-18	38.9%
3PT%	1-7	14.3%
FT%	1-1	100%
2nd FG%	12-21	57.1%
3PT%	5-8	62.5%
FT%	3-8	37.5%
3rd FG%	11-20	55.0%
3PT%	3-3	100.0%
FT%	4-6	66.7%
4th FG%	13-24	54.2%
3PT%	3-6	50.0%
FT%	8-10	80%
GM FG%	43-83	51.8%
3PT%	12-24	50.0%
FT%	16-25	64.0%

Dead Ball Rebounds: 4, 0

	MAR	USC
Biggest lead	4 (2nd 5:25)	39 (4th 0:34)
Best Scoring Run	5(3rd 2:48)	12(4th 6:36)
Lead Changes	12	
Times Tied	7	
Time with Lead	05:58	28:34

Points from	MAR	USC
Turnovers	4	23
Paint	30	56
Second Chance	8	28
Fast Breaks	2	26
Bench	20	55

Period by Period Scoring	1st	2nd	3rd	4th	TOT
MAR	16	20	23	17	76
USC	16	32	29	37	114

Official Basketball Box Score - Final

Clemson at South Carolina

11/16/23 Colonial Life Arena, Columbia
2023-24 Women's Basketball

Game Time: 7:00 PM
Game Duration: 1:46
Attendance: 16,820

Officials: Roy Gulbeyan, Denise Brooks, Toni Patillo

Clemson - 40 Record: 3-1

NO.	Name		Min	FG M-A	3P M-A	FT M-A	Rebounds OR	DR	TOT	Fouls PF	FD	TP	AS	TO	ST	Blocks BS	BA	+/-
3	MaKayla Elmore	F	26:30	1-7	1-5	0-0	2	4	6	0	0	3	0	0	1	0	1	-46
5	Amari Robinson	F	19:19	1-8	0-3	0-0	4	2	6	4	0	2	1	4	2	0	1	-43
1	Dayshanette Harris	G	16:53	2-9	0-0	1-2	0	1	1	0	5	5	1	0	0	0	1	-24
11	Maddi Cluse	G	22:13	5-11	0-2	1-4	1	1	2	0	4	11	0	2	1	0	2	-47
22	Ruby Whitehorn	G	28:01	3-16	0-4	0-2	2	1	3	2	3	6	2	1	2	0	3	-45
34	Amani Freeman		19:37	2-3	0-0	0-0	0	1	1	2	2	4	0	2	0	1	0	-32
33	Danielle Rauch		13:36	0-3	0-2	0-0	0	1	1	0	0	0	2	2	0	0	1	-37
0	Mackenzie Kramer		19:22	1-8	1-6	3-3	0	1	1	0	1	6	0	0	1	0	0	-33
21	Eno Inyang		11:35	0-0	0-0	0-0	0	0	0	4	0	0	0	0	0	0	0	-10
30	Madi Ott		11:30	0-3	0-3	0-0	0	1	1	0	0	0	0	1	0	0	0	-14
2	Nya Valentine		11:24	1-4	1-3	0-0	1	0	1	0	1	3	1	3	0	0	0	-14
Team							1	3	4			0		1				
Totals				16-72	3-28	5-11	11	16	27	12	16	40	7	16	7	1	9	-69

Technical Fouls::NONE

Shooting By Period		
1st FG%	3-17	17.6%
3PT%	0-7	0.0%
FT%	0-0	0%
2nd FG%	3-20	15.0%
3PT%	2-6	33.3%
FT%	1-2	50%
3rd FG%	8-20	40.0%
3PT%	0-6	0.0%
FT%	0-4	0%
4th FG%	2-15	13.3%
3PT%	1-9	11.1%
FT%	4-5	80%
GM FG%	16-72	22.2%
3PT%	3-28	10.7%
FT%	5-11	45.5%

Dead Ball Rebounds: 1, 3

South Carolina - 109 Record: 3-0

NO.	Name		Min	FG M-A	3P M-A	FT M-A	Rebounds OR	DR	TOT	Fouls PF	FD	TP	AS	TO	ST	Blocks BS	BA	+/-
21	Chloe Kitts	F	10:28	5-6	0-0	2-3	1	1	2	0	2	12	1	0	1	0	1	20
10	Kamilla Cardoso	C	22:57	6-9	0-0	3-7	4	9	13	1	4	15	4	2	0	3	0	43
0	Te-Hina Paopao	G	19:19	5-8	4-5	0-0	1	2	3	0	0	14	1	2	0	0	0	39
23	Bree Hall	G	23:34	3-10	1-5	1-2	0	5	5	1	1	8	1	2	1	1	0	48
25	Raven Johnson	G	32:26	3-8	0-3	0-0	2	6	8	2	1	6	17	2	5	0	0	58
2	Ashlyn Watkins		24:46	6-10	0-0	0-0	6	4	10	0	0	12	1	0	1	4	0	39
12	MiLaysia Fulwiley		16:11	7-13	4-7	0-0	3	6	9	5	0	18	3	3	1	0	0	34
20	Sania Feagin		20:42	2-6	0-2	2-4	2	4	6	1	2	6	1	1	1	0	0	33
24	Sahnya Jah		14:08	3-9	1-4	1-2	3	1	4	3	1	8	1	1	1	0	0	15
35	Sakima Walker		15:29	4-4	0-0	2-2	1	5	6	3	1	10	0	0	0	1	0	16
Team							2	5	7			0		0				
Totals				44-83	10-26	11-20	25	48	73	16	12	109	30	13	11	9	1	69

Technical Fouls::NONE

Shooting By Period		
1st FG%	13-25	52.0%
3PT%	4-10	40.0%
FT%	1-3	33.3%
2nd FG%	13-21	61.9%
3PT%	4-5	80.0%
FT%	1-2	50%
3rd FG%	9-19	47.4%
3PT%	2-8	25.0%
FT%	4-7	57.1%
4th FG%	9-18	50.0%
3PT%	0-3	0.0%
FT%	5-8	62.5%
GM FG%	44-83	53.0%
3PT%	10-26	38.5%
FT%	11-20	55.0%

Dead Ball Rebounds: 4, 2

	CLE	USC
Biggest lead	0 (1st 10:00)	70 (4th 1:10)
Best Scoring Run	4(3rd 6:30)	28(2nd 5:19)
Lead Changes	0	
Times Tied	0	
Time with Lead	00:00	39:47

Points from	CLE	USC
Turnovers	6	28
Paint	20	64
Second Chance	4	20
Fast Breaks	3	29
Bench	13	54

Period by Period Scoring	1st	2nd	3rd	4th	TOT
CLE	6	9	16	9	40
USC	31	31	24	23	109

Official Basketball Box Score - Final

South Dakota St. at South Carolina

11/20/23 Colonial Life Arena, Columbia
2023-24 Women's Basketball

Game Time: 7:00 PM
Game Duration: 1:40
Attendance: 14,799

Officials: Angelica Suffren, Pualani Spurlock-Welsh, Cameron Inouye

South Dakota St. - 38 Record: 2-2

NO.	Name		Min	FG M-A	3P M-A	FT M-A	Rebounds OR	DR	TOT	Fouls PF	FD	TP	AS	TO	ST	Blocks BS	BA	+/-
20	Tori Nelson	F	29:50	4-10	1-2	0-0	2	3	5	2	1	9	3	5	0	2	3	-31
24	Mesa Byom	F	21:09	2-8	1-3	0-0	2	1	3	4	0	5	1	1	0	0	3	-17
31	Brooklyn Meyer	F	30:05	9-21	0-0	1-2	3	7	10	3	2	19	1	3	2	0	4	-23
3	Madison Mathiowetz	G	33:30	1-11	0-4	1-2	1	3	4	1	1	3	0	2	0	0	2	-28
5	Ellie Colbeck	G	33:09	0-4	0-1	0-0	0	8	8	1	1	0	0	1	0	0	1	-36
2	Jenna Hopp		23:15	0-5	0-2	0-0	0	1	1	1	1	0	0	2	1	0	2	-20
22	Madysen Vlastuin		20:44	0-2	0-1	0-0	0	2	2	2	0	0	0	4	0	0	1	-28
34	Natalie Nielsen		08:18	1-1	0-0	0-0	2	0	2	1	1	2	0	1	0	0	0	-17
Team							3	1	4			0		2				
Totals				17-62	2-13	2-4	13	26	39	15	7	38	5	21	3	2	16	-40

Technical Fouls::NONE

Shooting By Period		
1st FG%	6-14	42.9%
3PT%	1-2	50.0%
FT%	0-0	0%
2nd FG%	4-16	25.0%
3PT%	0-1	0.0%
FT%	1-2	50%
3rd FG%	5-13	38.5%
3PT%	0-2	0.0%
FT%	0-0	0%
4th FG%	2-19	10.5%
3PT%	1-8	12.5%
FT%	1-2	50%
GM FG%	17-62	27.4%
3PT%	2-13	15.4%
FT%	2-4	50.0%

Dead Ball Rebounds: 3, 3

South Carolina - 78 Record: 4-0

NO.	Name		Min	FG M-A	3P M-A	FT M-A	Rebounds OR	DR	TOT	Fouls PF	FD	TP	AS	TO	ST	Blocks BS	BA	+/-
21	Chloe Kitts	F	19:05	2-7	0-1	1-4	3	6	9	2	2	5	0	1	0	1	1	17
10	Kamilla Cardoso	C	32:10	8-12	0-0	7-8	5	5	10	1	6	23	0	0	1	6	0	38
12	MiLaysia Fulwiley	G	34:16	5-16	0-4	1-1	2	3	5	2	2	11	3	2	0	2	1	36
23	Bree Hall	G	25:52	2-9	0-3	1-2	2	5	7	0	1	5	2	0	1	1	0	21
25	Raven Johnson	G	29:21	9-13	0-2	0-1	2	1	3	0	2	18	6	1	5	0	0	34
2	Ashlyn Watkins		18:25	4-9	0-0	0-2	2	3	5	2	2	8	3	2	4	3	0	22
20	Sania Feagin		15:29	3-8	0-0	0-0	2	4	6	0	0	6	1	0	1	1	0	17
24	Sahnya Jah		17:44	1-5	0-2	0-0	0	1	1	0	0	2	1	1	2	1	0	11
35	Sakima Walker		07:38	0-0	0-0	0-0	0	1	1	0	0	0	0	0	1	1	0	4
Team							3	2	5			0		0				
Totals				34-79	0-12	10-18	21	31	52	7	15	78	16	7	15	16	2	40

Technical Fouls::NONE

Shooting By Period		
1st FG%	8-28	28.6%
3PT%	0-5	0.0%
FT%	1-1	100%
2nd FG%	7-17	41.2%
3PT%	0-4	0.0%
FT%	5-7	71.4%
3rd FG%	9-15	60.0%
3PT%	0-2	0.0%
FT%	3-8	37.5%
4th FG%	10-19	52.6%
3PT%	0-1	0.0%
FT%	1-2	50%
GM FG%	34-79	43.0%
3PT%	0-12	0.0%
FT%	10-18	55.6%

Dead Ball Rebounds: 3, 0

	SDS	USC
Biggest lead	5 (1st 6:00)	40 (4th 1:47)
Best Scoring Run	4(1st 7:42)	16(4th 1:47)
Lead Changes	2	
Times Tied	4	
Time with Lead	02:57	33:18

Points from	SDS	USC
Turnovers	4	22
Paint	28	52
Second Chance	17	22
Fast Breaks	0	31
Bench	2	16

Period by Period Scoring	1st	2nd	3rd	4th	TOT
SDS	13	9	10	6	38
USC	17	19	21	21	78

Official Basketball Box Score - Final

Mississippi Val. at South Carolina

11/24/23 Colonial Life Arena, Columbia

2023-24 Women's Basketball

Game Time: 1:00 PM
Game Duration: 1:48
Attendance: 14,558

Officials: Katie Lukanich, Charles Watson, Sarah Williams

Mississippi Val. - 19 Record: 1-5

NO.	Name		Min	FG M-A	3P M-A	FT M-A	Rebounds OR	DR	TOT	Fouls PF	FD	TP	AS	TO	ST	Blocks BS	BA	+/-
21	Amberly Brown	F	18:16	0-7	0-1	0-0	2	1	3	5	0	0	0	2	1	2	4	-32
23	Syann Holmes	F	29:01	0-4	0-0	1-2	2	1	3	2	1	1	0	3	0	0	1	-60
30	Lucia Lara	F	13:35	2-5	0-0	0-0	1	0	1	2	0	4	0	1	0	1	1	-31
1	Sh'Diamond McKnight	G	32:44	3-14	1-5	1-2	0	5	5	3	4	8	0	3	0	0	0	-65
2	Jaylia Reed	G	34:18	0-16	0-10	0-0	0	1	1	0	2	0	2	5	3	0	3	-75
3	Lizzie Walker		22:31	2-8	0-0	0-2	1	3	4	2	1	4	1	2	1	0	2	-43
11	Leah Turner		18:50	1-6	0-2	0-0	0	4	4	4	0	2	0	2	1	0	2	-36
13	Janna Dauer		04:59	0-1	0-0	0-0	0	0	0	1	0	0	0	1	0	0	0	-11
12	Leah Perry		03:25	0-0	0-0	0-0	1	0	1	0	0	0	0	0	0	0	0	-10
0	Sadie Williams		06:46	0-1	0-0	0-0	0	1	1	0	0	0	0	0	0	0	1	-14
20	Ja'la Douglas		10:58	0-3	0-1	0-0	0	1	1	0	0	0	0	0	0	0	0	-23
22	Aaliyah Duranham		04:37	0-2	0-0	0-2	1	0	1	0	1	0	1	0	0	0	1	-10
Team							4	4	8			0		0				
Totals				8-67	1-19	2-8	12	21	33	19	9	19	4	19	6	3	15	-82

Technical Fouls::NONE

Shooting By Period		
1st FG%	3-15	20.0%
3PT%	0-2	0.0%
FT%	0-0	0%
2nd FG%	3-18	16.7%
3PT%	0-5	0.0%
FT%	0-2	0%
3rd FG%	1-15	6.7%
3PT%	0-4	0.0%
FT%	2-6	33.3%
4th FG%	1-19	5.3%
3PT%	1-8	12.5%
FT%	0-0	0%
GM FG%	8-67	11.9%
3PT%	1-19	5.3%
FT%	2-8	25.0%

Dead Ball Rebounds: 3, 2

South Carolina - 101 Record: 5-0

NO.	Name		Min	FG M-A	3P M-A	FT M-A	Rebounds OR	DR	TOT	Fouls PF	FD	TP	AS	TO	ST	Blocks BS	BA	+/-
21	Chloe Kitts	F	18:50	4-7	0-0	3-4	1	4	5	1	2	11	1	0	0	2	0	43
10	Kamilla Cardoso	C	20:34	7-13	0-0	0-3	5	5	10	1	4	14	3	0	0	5	1	42
0	Te-Hina Paopao	G	20:40	4-7	2-5	0-0	1	7	8	0	1	10	1	1	0	1	0	48
23	Bree Hall	G	22:02	2-9	1-6	0-0	2	0	2	0	1	5	3	2	1	0	1	41
25	Raven Johnson	G	24:25	4-5	2-3	2-2	1	7	8	0	2	12	5	1	5	0	0	52
12	MiLaysia Fulwiley		26:14	6-12	0-5	5-7	0	4	4	3	4	17	5	4	1	2	1	53
2	Ashlyn Watkins		20:29	7-8	0-0	0-2	2	5	7	1	3	14	1	3	1	3	0	37
20	Sania Feagin		21:04	5-8	0-0	2-2	2	3	5	2	1	12	4	3	0	2	0	41
24	Sahnya Jah		14:56	1-5	0-1	0-0	1	6	7	1	0	2	4	0	1	0	0	30
35	Sakima Walker		10:46	1-1	0-0	2-2	1	4	5	0	1	4	0	0	0	0	0	23
Team							1	4	5			0		1				
Totals				41-75	5-20	14-22	17	49	66	9	19	101	27	15	9	15	3	82

Technical Fouls::NONE

Shooting By Period		
1st FG%	9-20	45.0%
3PT%	3-9	33.3%
FT%	3-5	60%
2nd FG%	11-22	50.0%
3PT%	0-4	0.0%
FT%	6-9	66.7%
3rd FG%	10-19	52.6%
3PT%	2-5	40.0%
FT%	3-6	50%
4th FG%	11-14	78.6%
3PT%	0-2	0.0%
FT%	2-2	100%
GM FG%	41-75	54.7%
3PT%	5-20	25.0%
FT%	14-22	63.6%

Dead Ball Rebounds: 2, 1

	MVS	USC
Biggest lead	2 (1st 9:22)	82 (4th 0:49)
Best Scoring Run	3(4th 3:14)	18(4th 3:30)
Lead Changes	1	
Times Tied	0	
Time with Lead	00:00	39:22

Points from	MVS	USC
Turnovers	5	20
Paint	8	72
Second Chance	4	26
Fast Breaks	2	45
Bench	6	49

Period by Period Scoring	1st	2nd	3rd	4th	TOT
MVS	6	6	4	3	19
USC	24	28	25	24	101

Official Basketball Box Score - Final

South Carolina at North Carolina

11/30/23 Carmichael Arena, Chapel Hill

2023-24 Women's Basketball

Game Time: 7:00 PM
Game Duration: 2:11
Attendance: 6,319

Officials: Dee Kanter, Denise Brooks, Fatou Cissoko-Stephens

South Carolina - 65 Record: 6-0

NO.	Name		Min	FG M-A	3P M-A	FT M-A	Rebounds OR	DR	TOT	Fouls PF	FD	TP	AS	TO	ST	Blocks BS	BA	+/-
21	Chloe Kitts	F	19:49	3-10	0-0	5-6	1	2	3	2	4	11	0	2	0	0	2	5
10	Kamilla Cardoso	C	32:52	2-5	0-0	2-4	3	13	16	5	6	6	2	2	2	4	1	8
0	Te-Hina Paopao	G	37:02	5-14	3-6	1-2	0	5	5	1	3	14	4	0	1	0	3	5
23	Bree Hall	G	33:04	5-6	3-4	2-2	0	1	1	3	4	15	0	1	0	1	0	12
25	Raven Johnson	G	37:07	3-8	0-1	3-6	0	7	7	2	4	9	2	4	3	0	0	4
2	Ashlyn Watkins		18:13	4-8	0-0	2-2	1	3	4	4	2	10	0	1	0	1	1	4
35	Sakima Walker		04:29	0-1	0-0	0-0	0	0	0	1	1	0	0	1	0	0	0	-3
12	MiLaysia Fulwiley		03:23	0-1	0-0	0-0	0	0	0	1	0	0	0	0	0	1	0	-2
5	Tessa Johnson		09:24	0-0	0-0	0-0	0	0	0	0	0	0	0	2	0	0	0	2
20	Sania Feagin		02:38	0-2	0-0	0-0	0	0	0	0	0	0	0	0	0	0	0	-1
24	Sahnya Jah		01:59	0-1	0-0	0-0	0	0	0	1	0	0	0	0	0	0	0	1
Team							1	2	3			0		0				
Totals				22-56	6-11	15-22	6	33	39	20	24	65	8	13	6	7	7	7

Technical Fouls: Watkins 1st 2:09

Shooting By Period		
1st FG%	4-13	30.8%
3PT%	0-2	0.0%
FT%	2-4	50%
2nd FG%	6-16	37.5%
3PT%	1-2	50.0%
FT%	3-4	75%
3rd FG%	7-17	41.2%
3PT%	3-5	60.0%
FT%	4-4	100%
4th FG%	5-10	50.0%
3PT%	2-2	100.0%
FT%	6-10	60%
GM FG%	22-56	39.3%
3PT%	6-11	54.5%
FT%	15-22	68.2%

Dead Ball Rebounds: 4, 0

North Carolina - 58 Record: 5-3

NO.	Name		Min	FG M-A	3P M-A	FT M-A	Rebounds OR	DR	TOT	Fouls PF	FD	TP	AS	TO	ST	Blocks BS	BA	+/-
5	Maria Gakdeng	C	22:53	4-5	0-0	0-1	4	6	10	4	3	8	1	0	0	2	1	12
1	Alyssa Ustby	G	38:24	8-20	0-0	2-2	6	6	12	4	2	18	3	4	0	3	2	-5
11	Kayla McPherson	G	27:32	0-5	0-3	3-4	2	4	6	2	2	3	3	2	0	0	1	-7
20	Lexi Donarski	G	40:00	3-13	3-9	0-0	2	4	6	3	1	9	2	0	2	0	0	-7
25	Deja Kelly	G	37:27	6-16	1-5	7-10	0	0	0	5	8	20	1	5	2	0	2	-7
10	Reniya Kelly		03:06	0-0	0-0	0-0	0	0	0	1	0	0	0	0	0	0	0	0
31	Anya Poole		10:55	0-2	0-0	0-0	0	4	4	4	3	1	0	0	0	1	0	-12
0	Alexandra Zelaya		06:12	0-2	0-2	0-0	0	1	1	1	1	0	1	1	0	1	0	-7
24	Indya Nivar		01:36	0-1	0-0	0-0	0	1	1	1	1	0	0	0	1	0	0	-2
2	Paulina Paris		11:55	0-3	0-2	0-0	0	0	0	1	0	0	1	0	0	0	1	0
Team							1	4	5			0		2				
Totals				21-67	4-21	12-17	15	30	45	25	19	58	12	14	5	7	7	-7

Technical Fouls: Kelly 1st 2:09

Shooting By Period		
1st FG%	8-18	44.4%
3PT%	2-6	33.3%
FT%	1-2	50%
2nd FG%	4-18	22.2%
3PT%	0-4	0.0%
FT%	2-3	66.7%
3rd FG%	5-15	33.3%
3PT%	1-5	20.0%
FT%	1-2	50%
4th FG%	4-16	25.0%
3PT%	1-6	16.7%
FT%	8-10	80%
GM FG%	21-67	31.3%
3PT%	4-21	19.0%
FT%	12-17	70.6%

Dead Ball Rebounds: 3, 1

	USC	UNC
Biggest lead	8 (4th 2:08)	11 (2nd 9:35)
Best Scoring Run	9(3rd 3:29)	6(1st 6:23)
Lead Changes	1	
Times Tied	0	
Time with Lead	15:48	21:44

Points from	USC	UNC
Turnovers	7	7
Paint	20	24
Second Chance	12	6
Fast Breaks	6	5
Bench	10	0

Period by Period Scoring	1st	2nd	3rd	4th	TOT
USC	10	16	21	18	65
UNC	19	10	12	17	58

Official Basketball Box Score - Final

South Carolina at Duke

12/03/23 Cameron Indoor Stadium, Durham

2023-24 Women's Basketball

Game Time: 1:00 PM
Game Duration: 1:51
Attendance: 5,607

Officials: Joseph Vaszily, Katie Lukanich, Billy Smith

South Carolina - 77 Record: 7-0

NO.	Name		Min	FG M-A	3P M-A	FT M-A	Rebounds OR	DR	TOT	Fouls PF	FD	TP	AS	TO	ST	Blocks BS	BA	+/-
21	Chloe Kitts	F	31:16	6-12	0-0	2-2	1	8	9	2	3	14	3	2	0	1	4	27
10	Kamilla Cardoso	C	34:55	5-10	0-0	5-7	3	11	14	0	5	15	2	3	2	0	2	24
0	Te-Hina Paopao	G	26:02	3-7	2-4	4-6	1	0	1	0	3	12	1	3	0	0	0	6
23	Bree Hall	G	35:20	4-7	3-4	2-2	0	3	3	0	1	13	1	3	1	0	0	14
25	Raven Johnson	G	37:18	4-7	3-4	0-0	0	4	4	1	0	11	4	3	2	0	0	18
12	MiLaysia Fulwiley		16:40	3-5	1-2	2-2	0	0	0	2	1	9	1	2	1	2	0	8
2	Ashlyn Watkins		07:18	1-1	0-0	0-2	1	3	4	0	3	2	0	2	1	0	0	-6
35	Sakima Walker		02:23	0-1	0-0	0-0	0	0	0	1	0	0	0	1	0	0	1	-5
5	Tessa Johnson		04:41	0-2	0-1	0-0	1	0	1	0	0	0	0	0	0	0	1	2
20	Sania Feagin		04:08	0-0	0-0	1-2	0	1	1	0	2	1	0	1	0	0	0	-8
Team							6	2	8			0		0				
Totals				26-52	9-15	16-23	13	32	45	6	18	77	12	20	7	3	8	16

Technical Fouls: Johnson 2nd 0:00

Shooting By Period		
1st FG%	7-10	70.0%
3PT%	2-2	100.0%
FT%	2-6	33.3%
2nd FG%	5-13	38.5%
3PT%	2-4	50.0%
FT%	5-6	83.3%
3rd FG%	7-17	41.2%
3PT%	3-6	50.0%
FT%	3-4	75%
4th FG%	7-12	58.3%
3PT%	2-3	66.7%
FT%	6-7	85.7%
GM FG%	26-52	50.0%
3PT%	9-15	60.0%
FT%	16-23	69.6%

Dead Ball Rebounds: 3, 0

Duke - 61 Record: 5-3

NO.	Name		Min	FG M-A	3P M-A	FT M-A	Rebounds OR	DR	TOT	Fouls PF	FD	TP	AS	TO	ST	Blocks BS	BA	+/-
42	Kennedy Brown	F	13:45	0-2	0-1	0-0	0	1	1	5	0	0	2	1	0	1	0	-14
3	Ashlon Jackson	G	32:52	3-7	3-6	0-0	0	1	1	0	1	9	2	3	1	0	0	-21
4	Jadyn Donovan	G	22:05	2-10	0-0	2-2	1	5	6	4	1	6	1	2	2	4	1	-15
22	Taina Mair	G	31:34	3-11	1-3	0-0	0	2	2	1	1	7	5	4	2	0	1	-5
24	Reigan Richardson	G	34:15	6-18	5-9	0-0	0	0	0	1	0	17	0	2	2	1	0	-8
12	Delaney Thomas		17:55	6-7	1-2	0-0	1	2	3	4	0	13	0	0	3	0	0	-1
5	Oluchi Okananwa		14:45	3-5	1-2	0-0	2	2	4	2	1	7	2	0	0	0	1	-10
21	Camilla Emsbo		26:15	1-5	0-0	0-0	0	3	3	2	0	2	2	1	1	2	0	-2
15	Emma Koabel		06:34	0-0	0-0	0-0	0	0	0	0	1	0	0	1	0	0	0	-4
Team							3	1	4			0		2				
Totals				24-65	11-23	2-2	7	17	24	19	5	61	14	16	11	8	3	-16

Technical Fouls: Donovan 2nd 0:00

Shooting By Period		
1st FG%	8-15	53.3%
3PT%	4-8	50.0%
FT%	0-0	0%
2nd FG%	4-17	23.5%
3PT%	1-3	33.3%
FT%	0-0	0%
3rd FG%	9-19	47.4%
3PT%	5-9	55.6%
FT%	0-0	0%
4th FG%	3-14	21.4%
3PT%	1-3	33.3%
FT%	2-2	100%
GM FG%	24-65	36.9%
3PT%	11-23	47.8%
FT%	2-2	100.0%

Dead Ball Rebounds: 2, 0

	SC	DU
Biggest lead	16 (4th 0:19)	5 (1st 0:27)
Best Scoring Run	12(3rd 6:21)	9(4th 7:43)
Lead Changes	5	
Times Tied	5	
Time with Lead	26:08	08:34

Points from	SC	DU
Turnovers	19	15
Paint	32	22
Second Chance	17	7
Fast Breaks	12	18
Bench	12	22

Period by Period Scoring	1st	2nd	3rd	4th	TOT
SC	18	17	20	22	77
DU	20	9	23	9	61

Official Basketball Box Score - Final

Morgan St. at South Carolina

12/06/23 Colonial Life Arena, Columbia

2023-24 Women's Basketball

Game Time: 7:00 PM
Game Duration: 1:41
Attendance: 16,181

Officials: Denise Brooks, Carla Fountain, Nicole Brannon

Morgan St. - 38 Record: 3-6

NO.	Name		Min	FG M-A	3P M-A	FT M-A	Rebounds OR	DR	TOT	Fouls PF	FD	TP	AS	TO	ST	Blocks BS	BA	+/-
4	Joelle Johnson	F	29:31	2-12	1-4	0-0	1	1	2	3	1	5	0	1	2	0	0	-54
15	Kaia Ponder	F	23:49	2-8	1-3	0-0	1	0	1	2	0	5	0	1	0	0	1	-46
0	Tamaria Rumph	G	28:26	4-10	0-2	3-4	0	0	0	1	3	11	2	8	2	0	1	-53
2	Gabrielle Johnson	G	25:07	1-8	0-1	4-4	1	2	3	2	2	6	2	1	1	0	2	-39
5	Sedayjha Payne	G	18:05	0-7	0-0	0-0	3	1	4	0	0	0	2	0	4	0	2	-30
22	Jael Butler		20:27	0-2	0-0	2-2	0	2	2	2	1	2	0	2	0	0	1	-24
10	Emily Jones		08:55	0-0	0-0	0-0	0	1	1	0	0	0	0	3	0	0	0	-20
23	Amari Smith		09:39	0-2	0-2	0-0	0	0	0	1	0	0	0	2	1	0	0	-16
1	Dakota Alston		13:06	1-4	1-3	2-3	0	1	1	0	1	5	0	0	0	0	0	-14
21	Anyssia Gibbs		15:04	2-4	0-1	0-0	1	1	2	0	0	4	0	0	1	0	0	-24
12	Nakilah Johnson		07:51	0-2	0-1	0-0	0	0	0	1	1	0	0	0	0	0	0	-10
Team							3	2	5			0		1				
Totals				12-59	3-17	11-13	10	11	21	12	9	38	6	19	11	0	7	-66

Technical Fouls::NONE

Shooting By Period		
1st FG%	3-11	27.3%
3PT%	2-6	33.3%
FT%	0-0	0%
2nd FG%	2-16	12.5%
3PT%	0-1	0.0%
FT%	0-0	0%
3rd FG%	3-15	20.0%
3PT%	0-5	0.0%
FT%	5-6	83.3%
4th FG%	4-17	23.5%
3PT%	1-5	20.0%
FT%	6-7	85.7%
GM FG%	12-59	20.3%
3PT%	3-17	17.6%
FT%	11-13	84.6%

Dead Ball Rebounds: 1, 0

South Carolina - 104 Record: 8-0

NO.	Name		Min	FG M-A	3P M-A	FT M-A	Rebounds OR	DR	TOT	Fouls PF	FD	TP	AS	TO	ST	Blocks BS	BA	+/-
21	Chloe Kitts	F	19:21	2-4	0-0	3-4	3	11	14	0	3	7	4	4	1	0	0	36
35	Sakima Walker	C	15:19	0-0	0-0	0-0	0	1	1	1	0	0	0	0	0	1	0	18
0	Te-Hina Paopao	G	22:47	4-6	2-4	2-2	0	1	1	0	1	12	5	1	1	0	0	41
5	Tessa Johnson	G	26:09	7-9	2-2	0-0	0	1	1	0	0	16	1	0	1	0	0	33
23	Bree Hall	G	15:20	3-5	3-4	0-0	0	1	1	0	1	9	3	1	1	0	0	33
10	Kamilla Cardoso		20:20	4-5	0-0	2-2	1	6	7	0	1	10	0	2	0	2	0	41
12	MiLaysia Fulwiley		21:03	4-8	0-3	6-8	0	1	1	3	4	14	6	3	1	1	0	34
25	Raven Johnson		21:04	5-5	2-2	0-0	0	2	2	1	0	12	5	2	2	0	0	41
2	Ashlyn Watkins		09:24	4-7	0-0	0-0	1	3	4	1	1	8	1	0	3	2	0	18
20	Sania Feagin		15:36	5-6	0-0	0-0	1	5	6	0	0	10	1	1	1	1	0	19
24	Sahnya Jah		13:37	3-5	0-1	0-1	0	2	2	3	1	6	0	2	0	0	0	16
Team							3	4	7			0		0				
Totals				41-60	9-16	13-17	9	38	47	9	12	104	26	16	11	7	0	66

Technical Fouls::NONE

Shooting By Period		
1st FG%	12-19	63.2%
3PT%	3-7	42.9%
FT%	2-2	100%
2nd FG%	7-10	70.0%
3PT%	2-3	66.7%
FT%	6-8	75%
3rd FG%	11-16	68.8%
3PT%	3-3	100.0%
FT%	4-4	100%
4th FG%	11-15	73.3%
3PT%	1-3	33.3%
FT%	1-3	33.3%
GM FG%	41-60	68.3%
3PT%	9-16	56.3%
FT%	13-17	76.5%

Dead Ball Rebounds: 3, 0

	MSU	USC
Biggest lead	0 (1st 10:00)	68 (4th 2:41)
Best Scoring Run	5(4th 7:35)	19(3rd 5:51)
Lead Changes	0	
Times Tied	0	
Time with Lead	00:00	39:44

Points from	MSU	USC
Turnovers	11	27
Paint	10	50
Second Chance	4	13
Fast Breaks	6	37
Bench	11	60

Period by Period Scoring	1st	2nd	3rd	4th	TOT
MSU	8	4	11	15	38
USC	29	22	29	24	104

Official Basketball Box Score - Final

Utah at South Carolina

12/10/23 Mohegan Sun Arena, Uncasville
2023-24 Women's Basketball

Game Time: 2:30 PM
Game Duration: 1:53

Officials: Pualani Spurlock Welch, Tyler Trimble, Mark Resch

Utah - 69 Record: 8-2

NO.	Name		Min	FG M-A	3P M-A	FT M-A	Rebounds OR	DR	TOT	Fouls PF	FD	TP	AS	TO	ST	Blocks BS	BA	+/-
22	Jenna Johnson	F	34:49	2-4	1-2	2-2	0	7	7	5	5	7	2	3	1	0	0	-2
34	Dasia Young	F	27:29	5-9	1-2	1-2	1	5	6	4	2	12	1	1	0	0	1	4
35	Alissa Pili	F	28:31	15-23	3-6	4-4	0	2	2	3	3	37	1	2	3	1	3	2
2	Ines Vieira	G	38:25	2-9	0-2	1-3	3	3	6	2	5	5	7	2	5	0	1	-9
24	Kennady McQueen	G	40:00	3-11	0-5	0-0	0	1	1	0	1	6	2	0	2	0	2	-9
23	Maty Wilke		15:45	0-4	0-3	0-0	0	1	1	3	0	0	0	3	0	0	0	-15
44	Sam Crispe		02:10	0-1	0-0	0-0	0	0	0	1	0	0	0	0	0	0	0	-8
20	Reese Ross		09:19	1-1	0-0	0-0	1	0	1	4	3	2	0	4	0	0	0	-5
25	Nene Sow		00:56	0-0	0-0	0-0	0	0	0	0	0	0	0	0	0	0	0	0
3	Lani White		02:37	0-0	0-0	0-0	0	0	0	0	0	0	0	0	0	0	0	-3
Team							3	1	4			0		2				
Totals				28-62	5-20	8-11	8	20	28	22	19	69	13	17	11	1	7	-9

Technical Fouls::NONE

Shooting By Period		
1st FG%	7-18	38.9%
3PT%	2-6	33.3%
FT%	0-0	0%
2nd FG%	6-11	54.5%
3PT%	1-2	50.0%
FT%	5-7	71.4%
3rd FG%	10-18	55.6%
3PT%	2-6	33.3%
FT%	1-2	50%
4th FG%	5-15	33.3%
3PT%	0-6	0.0%
FT%	2-2	100%
GM FG%	28-62	45.2%
3PT%	5-20	25.0%
FT%	8-11	72.7%

Dead Ball Rebounds: 1, 0

South Carolina - 78 Record: 9-0

NO.	Name		Min	FG M-A	3P M-A	FT M-A	Rebounds OR	DR	TOT	Fouls PF	FD	TP	AS	TO	ST	Blocks BS	BA	+/-
21	Chloe Kitts	F	24:38	4-7	0-0	3-6	2	5	7	2	5	11	4	2	0	0	1	6
10	Kamilla Cardoso	C	25:25	6-9	0-0	5-5	0	6	6	4	6	17	1	4	0	2	0	6
0	Te-Hina Paopao	G	35:02	6-11	3-7	0-0	0	3	3	2	2	15	2	3	3	0	0	1
23	Bree Hall	G	34:23	3-8	0-3	1-1	0	4	4	0	1	7	0	1	0	2	0	13
25	Raven Johnson	G	32:38	1-6	0-2	0-0	0	2	2	2	1	2	4	5	1	0	0	9
2	Ashlyn Watkins		17:33	3-4	0-0	2-4	3	3	6	3	3	8	0	1	0	2	0	7
12	MiLaysia Fulwiley		10:09	4-5	3-3	0-0	0	2	2	2	1	11	1	4	0	1	0	12
20	Sania Feagin		09:16	1-2	0-0	1-2	1	2	3	3	1	3	1	2	1	0	0	-8
5	Tessa Johnson		07:48	1-2	0-1	0-0	0	0	0	0	2	2	0	0	1	0	0	-8
35	Sakima Walker		03:08	1-1	0-0	0-0	1	0	1	1	0	2	0	1	0	0	0	7
Team							2	1	3			0		0				
Totals				30-55	6-16	12-18	9	28	37	19	22	78	13	23	6	7	1	9

Technical Fouls::NONE

Shooting By Period		
1st FG%	11-15	73.3%
3PT%	3-5	60.0%
FT%	2-3	66.7%
2nd FG%	5-13	38.5%
3PT%	1-4	25.0%
FT%	3-6	50%
3rd FG%	8-16	50.0%
3PT%	1-4	25.0%
FT%	4-6	66.7%
4th FG%	6-11	54.5%
3PT%	1-3	33.3%
FT%	3-3	100%
GM FG%	30-55	54.5%
3PT%	6-16	37.5%
FT%	12-18	66.7%

Dead Ball Rebounds: 2, 0

	Utah	SC
Biggest lead	1 (1st 8:40)	11 (1st 0:55)
Best Scoring Run	7(2nd 7:40)	8(1st 2:17)
Lead Changes	4	
Times Tied	1	
Time with Lead	00:43	38:46

Points from	Utah	SC
Turnovers	11	18
Paint	46	44
Second Chance	6	17
Fast Breaks	5	9
Bench	2	26

Period by Period Scoring	1st	2nd	3rd	4th	TOT
Utah	16	18	23	12	69
SC	27	14	21	16	78

Official Basketball Box Score - Final

Presbyterian at South Carolina

12/16/23 Colonial Life Arena, Columbia
2023-24 Women's Basketball

Game Time: 1:00 PM
Game Duration: 1:38
Attendance: 15,176

Officials: Felicia Grinter, Ryan Durham, Leah Lanie

Presbyterian - 29 Record: 8-4

NO.	Name		Min	FG M-A	3P M-A	FT M-A	Rebounds OR	DR	TOT	Fouls PF	FD	TP	AS	TO	ST	Blocks BS	BA	+/-
34	Bryanna Brady	C	25:39	0-8	0-0	2-2	0	2	2	3	2	2	2	2	0	0	4	-44
3	Ashley Carrillo	G	05:47	0-2	0-0	0-0	0	0	0	0	0	0	0	0	0	0	1	-14
4	Tilda Sjökvist	G	33:51	6-20	3-9	0-0	1	1	2	2	0	15	1	6	2	0	3	-60
5	Christina Kline	G	22:11	0-1	0-0	0-0	1	0	1	1	0	0	0	0	0	0	1	-46
10	Mara Neira	G	18:41	0-12	0-6	0-0	0	0	0	1	0	0	0	4	0	0	1	-37
11	Sonia Sato		13:09	0-4	0-0	0-0	0	3	3	0	0	0	0	2	0	0	3	-14
15	Paige Kindseth		17:53	0-3	0-0	1-2	1	1	2	2	1	1	0	3	0	0	1	-31
22	Nuria Cunill		16:25	2-9	0-0	0-0	4	2	6	3	0	4	1	0	0	0	1	-33
23	Laney Scoggins		18:38	1-1	0-0	2-2	2	3	5	1	1	4	0	2	1	0	0	-21
00	Dennaye Hinds		05:59	0-0	0-0	0-0	0	0	0	0	1	0	0	0	0	0	0	-10
1	Natalie Herrin		16:29	1-2	1-1	0-2	1	2	3	0	1	3	0	1	0	0	1	-29
20	Dagne Apsite		05:18	0-2	0-1	0-0	0	0	0	0	0	0	0	0	0	0	1	-11
Team							7	2	9			0		3				
Totals				10-64	4-17	5-8	17	16	33	13	6	29	4	23	3	0	17	-70

Technical Fouls::NONE

Shooting By Period		
1st FG%	6-19	31.6%
3PT%	1-4	25.0%
FT%	2-2	100%
2nd FG%	1-17	5.9%
3PT%	0-5	0.0%
FT%	3-4	75%
3rd FG%	1-15	6.7%
3PT%	1-2	50.0%
FT%	0-2	0%
4th FG%	2-13	15.4%
3PT%	2-6	33.3%
FT%	0-0	0%
GM FG%	10-64	15.6%
3PT%	4-17	23.5%
FT%	5-8	62.5%

Dead Ball Rebounds: 4, 2

South Carolina - 99 Record: 10-0

NO.	Name		Min	FG M-A	3P M-A	FT M-A	Rebounds OR	DR	TOT	Fouls PF	FD	TP	AS	TO	ST	Blocks BS	BA	+/-
21	Chloe Kitts	F	20:13	4-7	0-0	3-6	4	6	10	0	3	11	2	2	0	0	0	41
10	Kamilla Cardoso	C	22:30	5-8	0-0	2-3	5	4	9	1	3	12	3	1	0	7	0	46
0	Te-Hina Paopao	G	23:20	2-6	2-4	0-0	0	2	2	0	0	6	6	1	2	0	0	42
12	MiLaysia Fulwiley		20:45	8-16	2-7	0-0	1	6	7	0	0	18	4	0	4	3	0	40
23	Bree Hall	G	23:02	3-7	2-5	2-2	0	3	3	1	1	10	0	0	1	0	0	48
2	Ashlyn Watkins		22:15	4-7	0-0	2-4	5	7	12	3	2	10	1	0	2	6	0	36
5	Tessa Johnson		24:42	5-6	3-4	0-0	0	1	1	0	0	13	3	3	2	0	0	36
20	Sania Feagin		15:04	1-2	0-0	0-0	0	2	2	1	1	2	1	1	0	0	0	22
35	Sakima Walker		11:22	4-6	0-0	4-4	1	0	1	0	2	12	0	0	2	1	0	14
24	Sahnya Jah		16:47	2-8	1-2	0-2	2	3	5	0	1	5	1	0	1	0	0	25
Team							1	2	3			0		0				
Totals				38-73	10-22	13-21	19	36	55	6	13	99	21	8	14	17	0	70

Technical Fouls::NONE

Shooting By Period		
1st FG%	13-18	72.2%
3PT%	5-7	71.4%
FT%	5-6	83.3%
2nd FG%	10-21	47.6%
3PT%	2-5	40.0%
FT%	1-3	33.3%
3rd FG%	8-18	44.4%
3PT%	3-9	33.3%
FT%	2-4	50%
4th FG%	7-16	43.8%
3PT%	0-1	0.0%
FT%	5-8	62.5%
GM FG%	38-73	52.1%
3PT%	10-22	45.5%
FT%	13-21	61.9%

Dead Ball Rebounds: 6, 0

	PRE	USC
Biggest lead	0 (1st 10:00)	70 (4th 0:38)
Best Scoring Run	6(4th 4:13)	18(4th 5:31)
Lead Changes	0	
Times Tied	1	
Time with Lead	00:00	39:36

Points from	PRE	USC
Turnovers	2	28
Paint	12	48
Second Chance	9	23
Fast Breaks	2	24
Bench	12	42

Period by Period Scoring	1st	2nd	3rd	4th	TOT
PRE	15	5	3	6	29
USC	36	23	21	19	99

Official Basketball Box Score - Final

South Carolina at Bowling Green

12/19/23 Stroh Center, Bowling Green
2023-24 Women's Basketball

Game Time: 7:00 PM
Game Duration: 1:48
Attendance: 4,195

Officials: Michael McConnell, Nykesha Thompson, Michelle Del Duco

South Carolina - 93 Record: 11-0

NO.	Name		Min	FG M-A	3P M-A	FT M-A	Rebounds OR	DR	TOT	Fouls PF	FD	TP	AS	TO	ST	Blocks BS	BA	+/-
21	Chloe Kitts	F	22:06	10-12	0-0	1-1	1	5	6	1	2	21	1	0	1	1	0	34
10	Kamilla Cardoso	C	18:51	5-7	0-0	1-1	0	4	4	1	1	11	5	3	1	2	0	31
0	Te-Hina Paopao	G	25:52	4-6	4-6	0-0	0	4	4	0	0	12	6	0	1	0	0	36
23	Bree Hall	G	28:19	7-9	4-6	0-2	0	2	2	2	1	18	2	1	1	0	0	28
25	Raven Johnson	G	23:39	2-4	1-2	0-0	0	2	2	2	0	5	4	0	2	0	0	37
2	Ashlyn Watkins		17:54	4-7	0-0	1-2	3	5	8	3	2	9	0	3	0	1	0	-3
12	MiLaysia Fulwiley		19:22	2-8	0-2	2-2	1	2	3	2	1	6	1	2	2	0	0	13
35	Sakima Walker		13:50	0-2	0-0	2-2	0	0	0	1	2	2	0	1	1	0	0	-8
5	Tessa Johnson		13:12	1-2	0-0	2-2	1	0	1	2	1	4	0	0	0	0	0	-8
20	Sania Feagin		12:07	2-5	0-0	1-1	2	3	5	3	1	5	2	2	1	0	1	3
24	Sahnya Jah		04:48	0-1	0-0	0-0	0	0	0	1	1	0	0	0	0	0	0	-8
Team							0	1	1			0		0				
Totals				37-63	9-16	10-13	8	28	36	18	12	93	21	12	10	4	1	31

Technical Fouls::NONE

Shooting By Period		
1st FG%	10-16	62.5%
3PT%	5-7	71.4%
FT%	3-3	100%
2nd FG%	10-15	66.7%
3PT%	3-5	60.0%
FT%	1-1	100%
3rd FG%	12-21	57.1%
3PT%	0-2	0.0%
FT%	2-3	66.7%
4th FG%	5-11	45.5%
3PT%	1-2	50.0%
FT%	4-6	66.7%
GM FG%	37-63	58.7%
3PT%	9-16	56.3%
FT%	10-13	76.9%

Dead Ball Rebounds: 1, 0

Bowling Green - 62 Record: 6-3

NO.	Name		Min	FG M-A	3P M-A	FT M-A	Rebounds OR	DR	TOT	Fouls PF	FD	TP	AS	TO	ST	Blocks BS	BA	+/-
3	Sophie Dziekan	F	11:56	0-0	0-0	1-2	1	2	3	2	2	1	0	0	0	0	0	-22
13	Olivia Hill	F	34:41	2-4	2-4	2-2	2	1	3	2	3	8	0	1	3	1	1	-22
1	Amy Velasco	G	33:01	3-11	1-3	2-2	0	1	1	3	2	9	6	3	0	0	2	-23
10	Paige Kohler	G	21:00	0-5	0-2	0-0	0	2	2	0	0	0	4	5	0	0	0	-28
25	Lexi Fleming	G	37:03	4-13	1-8	2-2	2	5	7	1	6	11	3	1	2	0	0	-33
32	Erika Porter		21:14	2-4	0-0	4-8	1	6	7	3	4	8	0	0	0	0	0	1
0	Morgan Sharps		26:49	9-17	7-12	0-0	0	2	2	1	0	25	2	2	1	0	0	-11
23	Jasmine Clerkley		08:01	0-0	0-0	0-0	2	0	2	0	0	0	1	2	0	0	0	-9
11	Taya Ellis		03:54	0-0	0-0	0-0	0	0	0	0	0	0	0	0	0	0	0	-10
14	Keiryn McGuff		01:11	0-1	0-0	0-0	0	0	0	0	0	0	0	0	0	0	1	1
33	Jaci Tubergen		01:11	0-0	0-0	0-0	0	0	0	0	1	0	0	0	0	0	0	1
Team							1	1	2			0		1				
Totals				20-55	11-29	11-16	9	20	29	12	18	62	16	15	6	1	4	-31

Technical Fouls::NONE

Shooting By Period		
1st FG%	5-12	41.7%
3PT%	3-8	37.5%
FT%	5-6	83.3%
2nd FG%	5-12	41.7%
3PT%	1-4	25.0%
FT%	2-4	50%
3rd FG%	5-17	29.4%
3PT%	5-11	45.5%
FT%	1-2	50%
4th FG%	5-14	35.7%
3PT%	2-6	33.3%
FT%	3-4	75%
GM FG%	20-55	36.4%
3PT%	11-29	37.9%
FT%	11-16	68.8%

Dead Ball Rebounds: 3, 0

	USC	BGSU
Biggest lead	40 (4th 7:32)	0 (1st 10:00)
Best Scoring Run	11(1st 6:12)	8(1st 1:36)
Lead Changes	0	
Times Tied	0	
Time with Lead	39:44	00:00

Points from	USC	BGSU
Turnovers	21	10
Paint	48	16
Second Chance	7	4
Fast Breaks	15	5
Bench	26	33

Period by Period Scoring	1st	2nd	3rd	4th	TOT
USC	28	24	26	15	93
BGSU	18	13	16	15	62

Official Basketball Box Score - Final

South Carolina at East Carolina

12/30/23 Minges Coliseum, Greenville
2023-24 Women's Basketball

Game Time: 12:00 PM
Game Duration: 2:05
Attendance: 5,717

Officials: Pualani Spurlock-Welsh, Carla Fountain, John Capolino

South Carolina - 73 Record: 12-0

NO.	Name		Min	FG M-A	3P M-A	FT M-A	Rebounds OR	DR	TOT	Fouls PF	FD	TP	AS	TO	ST	Blocks BS	BA	+/-
21	Chloe Kitts	F	19:17	1-5	0-0	5-6	4	6	10	0	3	7	3	2	0	1	0	15
10	Kamilla Cardoso	C	20:48	4-8	0-0	4-4	3	7	10	2	5	12	5	0	0	2	0	29
0	Te-Hina Paopao	G	18:53	3-7	3-5	0-0	0	1	1	0	0	9	2	2	1	0	1	16
23	Bree Hall	G	21:06	2-3	1-1	0-2	1	1	2	2	2	5	0	0	1	0	0	31
25	Raven Johnson	G	22:45	1-2	0-1	2-4	2	5	7	0	2	4	3	0	1	0	0	21
2	Ashlyn Watkins		12:20	4-7	0-0	3-6	2	3	5	5	3	11	1	1	0	2	0	13
12	MiLaysia Fulwiley		24:22	4-10	1-3	3-6	2	7	9	3	4	12	3	2	2	0	1	20
20	Sania Feagin		16:57	4-7	0-0	1-4	2	2	4	2	3	9	0	2	0	2	0	15
5	Tessa Johnson		20:53	0-5	0-2	0-0	0	2	2	1	0	0	0	2	0	0	0	17
35	Sakima Walker		10:38	0-2	0-0	0-2	0	3	3	2	1	0	0	0	0	1	0	2
24	Sahnya Jah		12:01	2-5	0-1	0-0	1	1	2	1	0	4	0	0	1	0	0	6
Team							0	3	3			0		0				
Totals				25-61	5-13	18-34	17	41	58	18	23	73	17	11	6	8	2	37

Technical Fouls::NONE

Shooting By Period		
1st FG%	4-15	26.7%
3PT%	1-3	33.3%
FT%	5-8	62.5%
2nd FG%	8-15	53.3%
3PT%	3-5	60.0%
FT%	3-6	50%
3rd FG%	9-15	60.0%
3PT%	1-3	33.3%
FT%	5-8	62.5%
4th FG%	4-16	25.0%
3PT%	0-2	0.0%
FT%	5-12	41.7%
GM FG%	25-61	41.0%
3PT%	5-13	38.5%
FT%	18-34	52.9%

Dead Ball Rebounds: 8, 2

East Carolina - 36 Record: 7-4

NO.	Name		Min	FG M-A	3P M-A	FT M-A	Rebounds OR	DR	TOT	Fouls PF	FD	TP	AS	TO	ST	Blocks BS	BA	+/-
00	Taliyah Wyche	F	18:24	1-7	0-0	1-4	0	4	4	5	2	3	0	0	0	1	0	-9
2	Tatyana Wyche	F	26:32	0-3	0-0	3-6	0	5	5	4	3	3	1	0	0	0	2	-23
23	Amiya Joyner	F	28:41	5-12	0-2	0-2	3	3	6	2	1	10	0	2	1	0	1	-27
1	Micah Dennis	G	05:04	0-0	0-0	0-0	0	2	2	0	0	0	0	2	1	0	0	0
22	Danae McNeal	G	26:10	2-16	0-2	1-4	1	1	2	4	3	5	0	2	0	0	1	-25
12	Morgan Moseley		17:31	2-6	0-0	0-1	3	3	6	2	3	4	1	0	2	0	0	-15
3	Karina Gordon		30:52	2-11	2-5	3-4	0	2	2	2	3	9	0	1	2	0	1	-28
24	Kimora Jenkins		09:29	0-2	0-1	0-0	1	0	1	1	1	0	0	0	0	0	1	-6
11	Khia Miller		19:17	1-7	0-2	0-0	1	1	2	2	0	2	0	1	1	1	0	-17
14	Bobbi Smith		13:50	0-2	0-0	0-0	1	3	4	1	1	0	1	3	1	0	1	-24
20	Jade Tillman		02:04	0-0	0-0	0-0	0	0	0	0	1	0	0	0	0	0	0	-7
15	Jaedyn Cook		02:06	0-1	0-0	0-0	0	1	1	0	0	0	0	0	0	0	1	-4
Team							5	2	7			0		2				
Totals				13-67	2-12	8-21	15	27	42	23	18	36	3	13	8	2	8	-37

Technical Fouls::NONE

Shooting By Period		
1st FG%	4-17	23.5%
3PT%	0-3	0.0%
FT%	0-3	0%
2nd FG%	4-15	26.7%
3PT%	0-1	0.0%
FT%	2-6	33.3%
3rd FG%	3-18	16.7%
3PT%	1-3	33.3%
FT%	4-6	66.7%
4th FG%	2-17	11.8%
3PT%	1-5	20.0%
FT%	2-6	33.3%
GM FG%	13-67	19.4%
3PT%	2-12	16.7%
FT%	8-21	38.1%

Dead Ball Rebounds: 9, 0

	USC	ECU
Biggest lead	42 (4th 1:51)	2 (1st 9:13)
Best Scoring Run	10(2nd 2:24)	5(4th 0:58)
Lead Changes	3	
Times Tied	2	
Time with Lead	36:36	01:00

Points from	USC	ECU
Turnovers	15	5
Paint	36	14
Second Chance	18	4
Fast Breaks	26	11
Bench	36	15

Period by Period Scoring	1st	2nd	3rd	4th	TOT
USC	14	22	24	13	73
ECU	8	10	11	7	36

Official Basketball Box Score - Final

South Carolina at Florida

01/04/24 Exactech Arena at Stephen C. O'Connell Center, Gainesville

2023-24 Women's Basketball

Game Time: 7:00 PM
Game Duration: 1:40
Attendance: 4,192

Officials:

South Carolina - 89 Record: 13-0 (1-0)

NO.	Name		Min	FG M-A	3P M-A	FT M-A	Rebounds OR	DR	TOT	Fouls PF	FD	TP	AS	TO	ST	Blocks BS	BA	+/-
21	Chloe Kitts	F	14:28	1-5	0-0	3-4	2	5	7	2	2	5	1	0	0	0	0	15
10	Kamilla Cardoso	C	28:17	5-8	0-0	0-0	3	12	15	0	2	10	1	3	1	1	1	26
0	Te-Hina Paopao	G	22:10	6-8	4-5	1-1	0	3	3	1	1	17	4	4	1	0	0	20
23	Bree Hall	G	25:19	5-7	2-3	3-4	1	3	4	1	2	15	0	0	0	0	0	26
25	Raven Johnson	G	26:09	6-9	0-1	4-4	1	3	4	1	4	16	5	1	4	0	0	34
2	Ashlyn Watkins		25:32	3-8	0-0	0-0	2	6	8	2	0	6	1	0	0	6	0	8
12	MiLaysia Fulwiley		17:32	5-10	0-2	0-0	0	2	2	4	1	10	0	4	0	2	0	1
20	Sania Feagin		08:11	0-1	0-0	0-0	0	2	2	1	0	0	1	3	1	0	0	2
5	Tessa Johnson		20:23	3-9	0-3	2-2	0	1	1	0	1	8	1	1	0	0	0	-8
24	Sahnya Jah		08:27	1-3	0-1	0-0	0	1	1	1	0	2	0	1	1	0	0	-4
35	Sakima Walker		03:32	0-2	0-0	0-0	1	1	2	0	1	0	0	1	0	0	0	-5
Team							1	1	2			0		0				
Totals				35-70	6-15	13-15	11	40	51	13	14	89	14	18	8	9	1	23

Technical Fouls::NONE

Shooting By Period		
1st FG%	11-17	64.7%
3PT%	4-4	100.0%
FT%	6-6	100%
2nd FG%	7-17	41.2%
3PT%	1-5	20.0%
FT%	1-2	50%
3rd FG%	9-19	47.4%
3PT%	1-4	25.0%
FT%	6-7	85.7%
4th FG%	8-17	47.1%
3PT%	0-2	0.0%
FT%	0-0	0%
GM FG%	35-70	50.0%
3PT%	6-15	40.0%
FT%	13-15	86.7%

Dead Ball Rebounds: 2, 1

Florida - 66 Record: 9-4 (0-1)

NO.	Name		Min	FG M-A	3P M-A	FT M-A	Rebounds OR	DR	TOT	Fouls PF	FD	TP	AS	TO	ST	Blocks BS	BA	+/-
25	Faith Dut	F	15:21	1-2	0-1	0-0	2	1	3	1	0	2	0	2	2	1	0	-6
24	Ra Shaya Kyle	C	28:08	6-11	0-0	0-0	1	2	3	2	0	12	0	1	1	0	0	-22
2	Aliyah Matharu	G	25:26	3-18	1-10	3-4	1	1	2	4	5	10	2	3	3	0	2	-18
5	Alberte Rimdal	G	19:09	1-6	1-4	0-0	1	2	3	1	0	3	3	1	1	0	1	-15
13	Laila Reynolds	G	26:42	3-11	0-1	0-2	1	4	5	3	3	6	3	3	1	0	2	-16
20	Jeriah Warren		14:59	1-3	1-3	0-0	0	3	3	2	0	3	0	1	1	0	0	-18
23	Leilani Correa		34:57	11-20	4-7	2-4	0	3	3	1	1	28	1	0	1	0	2	-18
4	Zipporah Broughton		15:53	0-5	0-2	2-2	2	2	4	0	2	2	1	3	0	0	1	-7
21	Eriny Kindred		06:52	0-0	0-0	0-0	0	2	2	0	0	0	0	0	0	0	0	-2
9	Alexia Dizeko		07:24	0-1	0-0	0-0	2	1	3	0	1	0	0	0	0	0	0	4
6	Kenza Salgues		05:09	0-2	0-0	0-0	0	0	0	0	1	0	1	0	0	0	1	3
Team							4	3	7			0		0				
Totals				26-79	7-28	7-12	14	24	38	14	13	66	11	14	10	1	9	-23

Technical Fouls::NONE

Shooting By Period		
1st FG%	7-21	33.3%
3PT%	1-7	14.3%
FT%	0-2	0%
2nd FG%	8-19	42.1%
3PT%	3-8	37.5%
FT%	0-0	0%
3rd FG%	4-20	20.0%
3PT%	1-6	16.7%
FT%	3-4	75%
4th FG%	7-19	36.8%
3PT%	2-7	28.6%
FT%	4-6	66.7%
GM FG%	26-79	32.9%
3PT%	7-28	25.0%
FT%	7-12	58.3%

Dead Ball Rebounds: 3, 0

	USC	UF
Biggest lead	32 (3rd 1:33)	0 (1st 10:00)
Best Scoring Run	18(3rd 6:13)	7(4th 9:40)
Lead Changes	0	
Times Tied	1	
Time with Lead	38:29	00:00

Points from	USC	UF
Turnovers	12	13
Paint	56	26
Second Chance	6	15
Fast Breaks	19	6
Bench	26	33

Period by Period Scoring	1st	2nd	3rd	4th	TOT
USC	32	16	25	16	89
UF	15	19	12	20	66

Official Basketball Box Score - Final

Mississippi St. at South Carolina

01/07/24 Colonial Life Arena, Columbia

2023-24 Women's Basketball

Game Time: 1:00 PM
Game Duration: 1:49
Attendance: 15,751

Officials: Brian Hall, Natasha Camy, Timothy Greene

Mississippi St. - 66 Record: 13-4 (0-2)

NO.	Name		Min	FG M-A	3P M-A	FT M-A	Rebounds OR	DR	TOT	Fouls PF	FD	TP	AS	TO	ST	Blocks BS	BA	+/-
5	Erynn Barnum	F	19:55	0-4	0-1	1-2	1	2	3	2	2	1	0	1	0	0	0	-17
4	Jessika Carter	C	30:59	3-11	0-0	2-4	2	4	6	3	3	8	0	2	0	1	0	-23
2	Jerkaila Jordan	G	35:55	11-23	1-6	2-3	1	3	4	0	2	25	3	3	3	0	1	-12
3	Lauren Park-Lane	G	32:13	6-11	0-2	2-3	1	2	3	3	3	14	3	3	1	0	1	-18
21	Debreasha Powe	G	20:24	2-11	1-6	0-0	1	1	2	0	0	5	0	0	0	0	1	-14
0	Darrione Rogers		16:51	0-4	0-2	2-2	1	3	4	0	1	2	1	3	0	0	1	-11
24	Quanirah Montague		14:11	3-6	0-1	0-2	3	3	6	4	1	6	0	0	1	2	1	2
14	Mjracle Sheppard		21:31	1-3	0-0	0-0	4	0	4	3	0	2	3	0	1	0	1	-5
22	Jasmine Brown-Hagger		08:01	1-2	1-1	0-0	1	0	1	2	0	3	0	0	0	0	0	3
Team							7	3	10			0		0				
Totals				27-75	3-19	9-16	22	21	43	17	12	66	10	12	6	3	6	-19

Technical Fouls::NONE

Shooting By Period		
1st FG%	9-17	52.9%
3PT%	1-4	25.0%
FT%	2-2	100%
2nd FG%	5-16	31.3%
3PT%	0-3	0.0%
FT%	3-6	50%
3rd FG%	6-20	30.0%
3PT%	0-5	0.0%
FT%	0-2	0%
4th FG%	7-22	31.8%
3PT%	2-7	28.6%
FT%	4-6	66.7%
GM FG%	27-75	36.0%
3PT%	3-19	15.8%
FT%	9-16	56.3%

Dead Ball Rebounds: 3, 0

South Carolina - 85 Record: 14-0 (2-0)

NO.	Name		Min	FG M-A	3P M-A	FT M-A	Rebounds OR	DR	TOT	Fouls PF	FD	TP	AS	TO	ST	Blocks BS	BA	+/-
21	Chloe Kitts	F	16:15	5-10	0-0	2-2	3	1	4	2	2	12	0	2	1	0	1	9
10	Kamilla Cardoso	C	28:58	5-11	0-0	3-6	7	7	14	2	4	13	6	2	0	1	0	18
0	Te-Hina Paopao	G	29:30	5-9	2-4	0-0	0	3	3	0	2	12	5	2	2	0	0	21
23	Bree Hall	G	28:50	6-9	3-4	0-0	0	3	3	0	1	15	1	0	1	0	0	11
25	Raven Johnson	G	27:13	2-8	1-2	2-2	1	4	5	1	1	7	2	1	1	0	0	24
2	Ashlyn Watkins		27:22	3-8	0-0	3-5	4	6	10	4	4	9	1	1	1	3	1	14
5	Tessa Johnson		16:17	2-3	0-1	0-0	0	1	1	0	0	4	2	0	1	0	0	9
20	Sania Feagin		02:43	0-1	0-0	0-0	0	1	1	0	0	0	0	1	0	0	1	3
12	MiLaysia Fulwiley		14:21	2-5	0-1	5-5	0	1	1	3	3	9	0	1	1	1	0	-2
24	Sahnya Jah		04:42	1-2	0-0	0-0	1	1	2	0	0	2	0	0	0	0	0	-6
35	Sakima Walker		03:49	1-2	0-0	0-0	0	0	0	0	0	2	0	1	0	1	0	-6
Team							0	0	0			0		0				
Totals				32-68	6-12	15-20	16	28	44	12	17	85	17	11	8	6	3	19

Technical Fouls::NONE

Shooting By Period		
1st FG%	8-13	61.5%
3PT%	1-1	100.0%
FT%	9-10	90%
2nd FG%	8-19	42.1%
3PT%	1-2	50.0%
FT%	1-2	50%
3rd FG%	8-22	36.4%
3PT%	2-6	33.3%
FT%	0-1	0%
4th FG%	8-14	57.1%
3PT%	2-3	66.7%
FT%	5-7	71.4%
GM FG%	32-68	47.1%
3PT%	6-12	50.0%
FT%	15-20	75.0%

Dead Ball Rebounds: 4, 2

	MSU	USC
Biggest lead	5 (1st 3:57)	27 (4th 3:20)
Best Scoring Run	7(2nd 3:55)	9(2nd 8:46)
Lead Changes	2	
Times Tied	1	
Time with Lead	06:27	32:19

Points from	MSU	USC
Turnovers	11	11
Paint	40	40
Second Chance	16	15
Fast Breaks	13	17
Bench	13	26

Period by Period Scoring	1st	2nd	3rd	4th	TOT
MSU	21	13	12	20	66
USC	26	18	18	23	85

Official Basketball Box Score - Final

South Carolina at Missouri

01/11/24 Mizzou Arena, Columbia

2023-24 Women's Basketball

Game Time: 7:00 PM
Game Duration: 1:53
Attendance: 4,533

Officials: Michael McConnell, Talisa Green, Frank Steratore

South Carolina - 81 Record: 15-0 (3-0)

NO.	Name		Min	FG M-A	3P M-A	FT M-A	Rebounds OR	DR	TOT	Fouls PF	FD	TP	AS	TO	ST	Blocks BS	BA	+/-
21	Chloe Kitts	F	10:03	1-2	0-0	0-0	0	2	2	3	0	2	0	2	0	0	0	-6
10	Kamilla Cardoso	C	21:30	2-5	0-0	3-3	2	6	8	3	7	7	1	2	0	1	0	1
0	Te-Hina Paopao	G	30:48	6-10	3-4	0-0	1	5	6	1	1	15	3	0	1	1	1	14
23	Bree Hall	G	33:25	8-10	4-4	1-2	0	4	4	2	1	21	0	4	0	2	0	26
25	Raven Johnson	G	29:01	5-9	0-1	0-0	0	2	2	1	0	10	2	2	3	1	0	2
2	Ashlyn Watkins		29:57	5-10	0-0	0-0	2	4	6	2	2	10	1	0	1	2	1	30
12	MiLaysia Fulwiley		10:14	0-5	0-3	0-0	0	2	2	0	0	0	1	1	0	0	0	9
20	Sania Feagin		18:30	4-5	0-0	2-2	2	2	4	1	3	10	4	0	1	0	0	23
5	Tessa Johnson		16:32	2-8	1-3	1-1	0	1	1	0	1	6	0	0	1	0	0	21
Team							1	1	2			0		0				
Totals				33-64	8-15	7-8	8	29	37	13	15	81	12	11	7	7	2	24

Technical Fouls::NONE

Shooting By Period		
1st FG%	7-16	43.8%
3PT%	1-6	16.7%
FT%	1-2	50%
2nd FG%	10-17	58.8%
3PT%	5-7	71.4%
FT%	0-0	0%
3rd FG%	8-13	61.5%
3PT%	1-1	100.0%
FT%	1-1	100%
4th FG%	8-18	44.4%
3PT%	1-1	100.0%
FT%	5-5	100%
GM FG%	33-64	51.6%
3PT%	8-15	53.3%
FT%	7-8	87.5%

Dead Ball Rebounds: 2, 0

Missouri - 57 Record: 9-7 (0-3)

NO.	Name		Min	FG M-A	3P M-A	FT M-A	Rebounds OR	DR	TOT	Fouls PF	FD	TP	AS	TO	ST	Blocks BS	BA	+/-
34	Hannah Linthacum	F	09:46	0-1	0-1	0-0	0	0	0	4	0	0	1	0	0	0	0	4
43	Hayley Frank	F	35:26	6-12	4-8	0-0	0	6	6	4	4	16	4	4	0	1	2	-12
0	Grace Slaughter	G	35:47	4-11	2-2	2-2	1	1	2	0	1	12	1	1	0	0	2	-18
23	Abbey Schreacke	G	35:35	1-7	1-5	0-0	1	5	6	1	0	3	2	1	1	0	0	-24
24	Ashton Judd	G	33:36	6-13	1-4	3-3	3	4	7	3	3	16	4	6	0	0	2	-23
14	Abby Feit		24:28	1-7	1-4	2-2	1	1	2	2	2	5	3	0	0	1	1	-22
5	Hilke Feldrappe		18:57	1-5	1-1	1-2	0	1	1	1	1	4	1	1	1	0	0	-15
20	Sarah Linthacum		06:25	0-0	0-0	1-2	1	2	3	0	2	1	0	1	0	0	0	-10
Team							1	2	3			0		3				
Totals				19-56	10-25	9-11	8	22	30	15	13	57	16	17	2	2	7	-24

Technical Fouls::NONE

Shooting By Period		
1st FG%	4-15	26.7%
3PT%	2-4	50.0%
FT%	3-4	75%
2nd FG%	5-13	38.5%
3PT%	3-7	42.9%
FT%	2-2	100%
3rd FG%	6-14	42.9%
3PT%	4-7	57.1%
FT%	2-3	66.7%
4th FG%	4-14	28.6%
3PT%	1-7	14.3%
FT%	2-2	100%
GM FG%	19-56	33.9%
3PT%	10-25	40.0%
FT%	9-11	81.8%

Dead Ball Rebounds: 2, 0

	SC	Mizzou
Biggest lead	24 (4th 2:39)	2 (2nd 7:56)
Best Scoring Run	9(2nd 1:14)	7(2nd 7:56)
Lead Changes	8	
Times Tied	1	
Time with Lead	36:30	01:45

Points from	SC	Mizzou
Turnovers	24	10
Paint	44	18
Second Chance	15	2
Fast Breaks	11	2
Bench	26	10

Period by Period Scoring	1st	2nd	3rd	4th	TOT
SC	16	25	18	22	81
Mizzou	13	15	18	11	57

Official Basketball Box Score - Final

Kentucky at South Carolina

01/15/24 Colonial Life Arena, Columbia

2023-24 South Carolina Women's Basketball

Game Time: 7:00 PM
Game Duration: 1:46
Attendance: 15,929

Officials: Brian Hall, Tiffany Bird, Fatou Cissoko-Stephens

Kentucky - 36 Record: 8-10 (1-3)

NO.	Name		Min	FG M-A	3P M-A	FT M-A	Rebounds OR	DR	TOT	Fouls PF	FD	TP	AS	TO	ST	Blocks BS	BA	+/-
13	Ajae Petty	F	26:30	1-5	0-0	0-4	2	3	5	3	3	2	1	2	2	0	3	-47
0	Brooklynn Miles	G	23:24	1-5	0-0	0-0	0	2	2	0	1	2	1	3	2	0	1	-46
5	Cassidy Rowe	G	22:54	0-2	0-1	0-0	0	2	2	1	1	0	1	1	0	1	0	-30
22	Maddie Scherr	G	34:38	3-19	1-6	2-2	4	0	4	1	2	9	2	5	2	2	3	-59
34	Emma King	G	21:41	2-5	0-1	0-0	1	1	2	2	2	4	0	2	1	0	0	-37
2	Saniah Tyler		23:08	5-15	3-9	0-0	0	3	3	1	0	13	0	2	0	0	0	-39
20	Amiya Jenkins		15:36	0-0	0-0	0-0	0	3	3	4	0	0	1	2	2	1	0	-14
4	Eniya Russell		18:39	3-8	0-1	0-0	1	1	2	1	0	6	1	4	0	1	0	-23
44	Janae Walker		13:30	0-2	0-0	0-0	1	1	2	2	0	0	0	2	0	0	1	-15
Team							5	1	6			0		1				
Totals				15-61	4-18	2-6	14	17	31	15	9	36	7	24	9	5	8	-62

Technical Fouls::NONE

Shooting By Period		
1st FG%	6-18	33.3%
3PT%	1-4	25.0%
FT%	0-0	0%
2nd FG%	3-16	18.8%
3PT%	2-7	28.6%
FT%	0-2	0%
3rd FG%	4-13	30.8%
3PT%	1-5	20.0%
FT%	2-4	50%
4th FG%	2-14	14.3%
3PT%	0-2	0.0%
FT%	0-0	0%
GM FG%	15-61	24.6%
3PT%	4-18	22.2%
FT%	2-6	33.3%

Dead Ball Rebounds: 3, 0

South Carolina - 98 Record: 16-0 (4-0)

NO.	Name		Min	FG M-A	3P M-A	FT M-A	Rebounds OR	DR	TOT	Fouls PF	FD	TP	AS	TO	ST	Blocks BS	BA	+/-
21	Chloe Kitts	F	14:08	4-5	0-0	1-2	1	3	4	0	1	9	0	1	2	1	0	21
10	Kamilla Cardoso	C	21:35	6-9	0-0	0-1	4	7	11	2	1	12	3	2	0	5	0	35
0	Te-Hina Paopao	G	24:40	4-5	2-3	4-4	0	3	3	0	3	14	5	3	1	0	0	39
23	Bree Hall	G	22:11	3-9	1-4	0-0	1	3	4	0	0	7	2	0	0	0	1	33
25	Raven Johnson	G	18:57	5-9	1-2	0-0	0	3	3	1	0	11	6	0	2	0	0	35
2	Ashlyn Watkins		18:18	4-6	0-0	2-2	2	6	8	0	2	10	3	1	2	2	1	33
12	MiLaysia Fulwiley		22:35	5-8	3-4	1-1	1	2	3	2	3	14	1	2	3	0	1	31
20	Sania Feagin		15:59	4-6	0-0	0-2	0	2	2	2	3	8	1	0	1	0	1	20
5	Tessa Johnson		24:03	4-7	3-4	0-0	0	2	2	0	1	11	0	3	2	0	0	40
35	Sakima Walker		10:00	0-1	0-0	0-0	0	1	1	0	1	0	0	1	0	0	0	15
24	Sahnya Jah		07:34	1-3	0-0	0-0	0	0	0	2	0	2	1	0	1	0	1	8
Team							3	1	4			0		1				
Totals				40-68	10-17	8-12	12	33	45	9	15	98	22	14	14	8	5	62

Technical Fouls::NONE

Shooting By Period		
1st FG%	8-19	42.1%
3PT%	1-5	20.0%
FT%	0-0	0%
2nd FG%	11-17	64.7%
3PT%	5-7	71.4%
FT%	2-3	66.7%
3rd FG%	13-16	81.3%
3PT%	3-3	100.0%
FT%	4-7	57.1%
4th FG%	8-16	50.0%
3PT%	1-2	50.0%
FT%	2-2	100%
GM FG%	40-68	58.8%
3PT%	10-17	58.8%
FT%	8-12	66.7%

Dead Ball Rebounds: 3, 0

	UK	USC
Biggest lead	0 (1st 10:00)	62 (4th 1:42)
Best Scoring Run	5(1st 3:26)	14(2nd 5:30)
Lead Changes	0	
Times Tied	1	
Time with Lead	00:00	39:22

Points from	UK	USC
Turnovers	0	34
Paint	14	54
Second Chance	5	17
Fast Breaks	6	28
Bench	19	45

Period by Period Scoring	1st	2nd	3rd	4th	TOT
UK	13	8	11	4	36
USC	17	29	33	19	98

Official Basketball Box Score - Final

South Carolina at Texas A&M

01/21/24 Reed Arena, Bryan-College Station
2023-24 Women's Basketball

Game Time: 4:00 PM
Game Duration: 1:49
Attendance: 5,924

Officials: Kevin Pethel, Talisa Green, Margaret Tieman

South Carolina - 99 Record: 17-0 (5-0)

NO.	Name		Min	FG M-A	3P M-A	FT M-A	Rebounds OR	DR	TOT	Fouls PF	FD	TP	AS	TO	ST	Blocks BS	BA	+/-
21	Chloe Kitts	F	20:51	6-8	0-0	1-1	1	9	10	3	2	13	5	2	1	1	1	26
10	Kamilla Cardoso	C	25:15	7-9	0-0	3-4	3	10	13	1	6	17	1	1	0	2	0	38
0	Te-Hina Paopao	G	27:11	4-7	1-3	1-1	0	1	1	0	2	10	5	1	0	0	0	34
23	Bree Hall	G	28:13	3-6	2-4	0-0	0	6	6	0	1	8	3	0	1	1	0	36
25	Raven Johnson	G	21:12	3-5	0-0	0-0	0	0	0	3	0	6	4	0	1	0	0	23
2	Ashlyn Watkins		15:15	1-3	0-0	2-2	0	6	6	5	1	4	2	3	0	1	0	-3
12	MiLaysia Fulwiley		19:44	8-12	3-5	2-3	0	1	1	1	2	21	3	2	1	0	0	14
20	Sania Feagin		20:53	5-6	1-1	4-4	1	3	4	4	2	15	0	3	0	2	0	10
5	Tessa Johnson		04:23	0-0	0-0	0-0	0	0	0	0	0	0	1	0	0	0	0	-2
24	Sahnya Jah		11:22	0-0	0-0	1-2	0	0	0	2	1	1	0	2	0	0	0	0
35	Sakima Walker		05:41	2-2	0-0	0-0	0	0	0	2	0	4	0	0	0	0	0	-1
Team							1	0	1			0		0				
Totals				39-58	7-13	14-17	6	36	42	21	17	99	24	14	4	7	1	35

Technical Fouls: Team 4th5:28

Shooting By Period		
1st FG%	9-13	69.2%
3PT%	1-3	33.3%
FT%	6-7	85.7%
2nd FG%	11-15	73.3%
3PT%	4-6	66.7%
FT%	3-3	100%
3rd FG%	11-18	61.1%
3PT%	1-1	100.0%
FT%	2-4	50%
4th FG%	8-12	66.7%
3PT%	1-3	33.3%
FT%	3-3	100%
GM FG%	39-58	67.2%
3PT%	7-13	53.8%
FT%	14-17	82.4%

Dead Ball Rebounds: 1, 0

Texas A&M - 64 Record: 14-4 (2-3)

NO.	Name		Min	FG M-A	3P M-A	FT M-A	Rebounds OR	DR	TOT	Fouls PF	FD	TP	AS	TO	ST	Blocks BS	BA	+/-
32	Lauren Ware	F	27:49	1-7	0-0	2-3	2	4	6	3	4	4	0	1	1	1	1	-22
00	Sydney Bowles	G	20:35	1-4	0-2	0-0	0	0	0	0	1	2	2	0	0	0	0	-18
1	Endyia Rogers	G	25:13	7-15	1-5	6-7	0	2	2	2	5	21	1	0	1	0	0	-27
5	Aicha Coulibaly	G	32:11	2-11	0-3	6-7	0	4	4	4	5	10	2	1	2	0	2	-30
24	Sahara Jones	G	33:11	6-14	2-3	3-4	3	2	5	1	5	17	0	2	0	0	3	-26
3	Tineya Hylton		13:48	0-4	0-2	0-0	1	0	1	1	0	0	2	0	1	0	0	-13
15	Solé Williams		17:38	4-13	2-7	0-0	1	0	1	2	0	10	0	2	0	0	1	-17
11	Vanessa Saidu		08:28	0-1	0-0	0-0	1	1	2	3	0	0	0	1	0	0	0	-15
4	Kay Kay Green		21:07	0-0	0-0	0-0	0	1	1	1	1	0	1	1	1	0	0	-7
Team							6	1	7			0		1				
Totals				21-69	5-22	17-21	14	15	29	17	21	64	8	9	6	1	7	-35

Technical Fouls::NONE

Shooting By Period		
1st FG%	2-19	10.5%
3PT%	2-8	25.0%
FT%	2-2	100%
2nd FG%	5-16	31.3%
3PT%	1-6	16.7%
FT%	4-5	80%
3rd FG%	10-22	45.5%
3PT%	2-5	40.0%
FT%	0-1	0%
4th FG%	4-12	33.3%
3PT%	0-3	0.0%
FT%	11-13	84.6%
GM FG%	21-69	30.4%
3PT%	5-22	22.7%
FT%	17-21	81.0%

Dead Ball Rebounds: 2, 0

	USC	TAMU
Biggest lead	39 (3rd 4:24)	0 (1st 10:00)
Best Scoring Run	15(1st 5:03)	6(3rd 2:02)
Lead Changes	0	
Times Tied	0	
Time with Lead	39:43	00:00

Points from	USC	TAMU
Turnovers	18	17
Paint	56	20
Second Chance	9	6
Fast Breaks	8	4
Bench	45	10

Period by Period Scoring	1st	2nd	3rd	4th	TOT
USC	25	29	25	20	99
TAMU	8	15	22	19	64

Official Basketball Box Score - Final

South Carolina at LSU

01/25/24 Maravich Assembly Center, Baton Rouge
2023-24 Women's Basketball

Game Time: 7:00 PM
Game Duration: 1:56
Attendance: 13,205

Officials: Gina Cross, Roy Gulbeyan, Timothy Green

South Carolina - 76 Record: 18-0 (6-0)

NO.	Name		Min	FG M-A	3P M-A	FT M-A	Rebounds OR	DR	TOT	Fouls PF	FD	TP	AS	TO	ST	Blocks BS	BA	+/-
21	Chloe Kitts	F	21:37	6-9	1-1	1-4	2	1	3	2	3	14	1	1	0	0	0	-5
10	Kamilla Cardoso	C	32:10	5-11	0-0	1-1	2	6	8	1	4	11	2	2	2	2	2	15
0	Te-Hina Paopao	G	38:37	4-12	2-7	2-2	0	0	0	1	1	12	6	2	0	0	2	7
23	Bree Hall	G	30:26	4-10	2-4	0-0	0	5	5	0	2	10	1	0	3	1	2	5
25	Raven Johnson	G	35:47	5-12	0-3	3-4	2	7	9	1	3	13	4	3	0	0	0	6
2	Ashlyn Watkins		12:02	1-1	0-0	0-0	0	1	1	3	0	2	0	1	0	1	0	0
12	MiLaysia Fulwiley		10:08	3-6	2-5	0-0	1	3	4	1	0	8	0	2	1	0	0	3
20	Sania Feagin		14:11	3-3	0-0	0-2	2	2	4	2	2	6	1	1	0	0	0	2
5	Tessa Johnson		05:02	0-1	0-0	0-0	0	0	0	0	0	0	0	0	0	0	1	-3
Team							3	2	5			0		0				
Totals				31-65	7-20	7-13	12	27	39	11	15	76	15	12	6	4	7	6

Technical Fouls::NONE

Shooting By Period		
1st FG%	8-15	53.3%
3PT%	2-7	28.6%
FT%	0-0	0%
2nd FG%	7-16	43.8%
3PT%	2-4	50.0%
FT%	2-7	28.6%
3rd FG%	8-20	40.0%
3PT%	0-5	0.0%
FT%	0-0	0%
4th FG%	8-14	57.1%
3PT%	3-4	75.0%
FT%	5-6	83.3%
GM FG%	31-65	47.7%
3PT%	7-20	35.0%
FT%	7-13	53.8%

Dead Ball Rebounds: 4, 0

LSU - 70 Record: 18-3 (5-2)

NO.	Name		Min	FG M-A	3P M-A	FT M-A	Rebounds OR	DR	TOT	Fouls PF	FD	TP	AS	TO	ST	Blocks BS	BA	+/-
10	Angel Reese	F	28:41	7-15	0-0	1-1	3	5	8	5	3	15	4	3	1	2	3	10
24	Aneesah Morrow	F	34:30	7-11	2-2	0-0	2	8	10	3	2	16	3	1	2	2	1	-2
4	Flau'jae Johnson	G	40:00	4-6	1-1	1-2	0	3	3	2	1	10	1	1	0	0	0	-6
11	Hailey Van Lith	G	38:28	5-13	2-5	1-3	0	2	2	2	2	13	3	3	2	0	0	-2
12	Mikaylah Williams	G	38:45	5-18	1-10	1-2	2	2	4	1	2	12	6	1	1	0	0	-6
23	Aalyah Del Rosario		16:49	1-3	0-0	0-1	3	4	7	2	1	2	0	0	0	3	0	-20
13	Last-Tear Poa		02:47	1-1	0-0	0-0	0	0	0	0	0	2	0	1	0	0	0	-4
Team							3	0	3			0		2				
Totals				30-67	6-18	4-9	13	24	37	15	11	70	17	12	6	7	4	-6

Technical Fouls::NONE

Shooting By Period		
1st FG%	10-22	45.5%
3PT%	3-9	33.3%
FT%	1-3	33.3%
2nd FG%	8-18	44.4%
3PT%	1-2	50.0%
FT%	0-1	0%
3rd FG%	7-12	58.3%
3PT%	0-2	0.0%
FT%	1-2	50%
4th FG%	5-15	33.3%
3PT%	2-5	40.0%
FT%	2-3	66.7%
GM FG%	30-67	44.8%
3PT%	6-18	33.3%
FT%	4-9	44.4%

Dead Ball Rebounds: 2, 0

	SC	LSU
Biggest lead	6 (4th 0:09)	11 (1st 0:59)
Best Scoring Run	8(3rd 9:24)	9(1st 2:06)
Lead Changes	6	
Times Tied	5	
Time with Lead	03:49	32:53

Points from	SC	LSU
Turnovers	14	15
Paint	46	40
Second Chance	14	13
Fast Breaks	13	4
Bench	16	4

Period by Period Scoring	1st	2nd	3rd	4th	TOT
SC	18	18	16	24	76
LSU	24	17	15	14	70

Official Basketball Box Score - Final

Vanderbilt at South Carolina

01/28/24 Colonial Life Arena, Columbia
2023-24 Women's Basketball

Game Time: 3:00 PM
Game Duration: 1:45
Attendance: 18,000

Officials: Brian Hall, Brian Garland, Kristen Bell

Vanderbilt - 74 Record: 17-4 (4-3)

NO.	Name		Min	FG M-A	3P M-A	FT M-A	Rebounds OR	DR	TOT	Fouls PF	FD	TP	AS	TO	ST	Blocks BS	BA	+/-
35	Sacha Washington	F	26:05	6-11	0-0	6-7	4	3	7	4	5	18	1	2	0	0	2	-6
3	Jordyn Cambridge	G	38:57	6-16	2-9	0-0	1	1	2	0	1	14	8	3	2	0	1	-17
11	Jordyn Oliver	G	16:13	0-3	0-0	0-0	0	3	3	2	0	0	1	0	0	0	1	-8
13	Justine Pissott	G	14:42	1-2	1-1	0-0	0	1	1	0	0	3	0	0	0	2	0	-3
23	Iyana Moore	G	40:00	6-16	1-6	0-0	1	4	5	1	0	13	3	3	0	0	1	-17
5	Ryanne Allen		11:49	0-1	0-1	0-0	0	0	0	2	0	0	0	0	0	0	0	-9
24	Aga Makurat		25:18	6-9	4-7	2-2	3	4	7	1	1	18	0	0	1	0	0	-14
12	Khamil Pierre		20:08	2-8	0-1	4-4	0	2	2	3	5	8	0	0	0	0	2	-8
14	Aiyana Mitchell		06:48	0-1	0-0	0-0	1	0	1	1	1	0	0	0	0	0	0	-3
Team							5	2	7			0		1				
Totals				27-67	8-25	12-13	15	20	35	14	13	74	13	9	3	2	7	-17

Technical Fouls::NONE

Shooting By Period		
1st FG%	7-16	43.8%
3PT%	3-6	50.0%
FT%	0-0	0%
2nd FG%	4-16	25.0%
3PT%	2-8	25.0%
FT%	3-4	75%
3rd FG%	7-15	46.7%
3PT%	3-6	50.0%
FT%	2-2	100%
4th FG%	9-20	45.0%
3PT%	0-5	0.0%
FT%	7-7	100%
GM FG%	27-67	40.3%
3PT%	8-25	32.0%
FT%	12-13	92.3%

Dead Ball Rebounds: 3, 0

South Carolina - 91 Record: 19-0 (7-0)

NO.	Name		Min	FG M-A	3P M-A	FT M-A	Rebounds OR	DR	TOT	Fouls PF	FD	TP	AS	TO	ST	Blocks BS	BA	+/-
21	Chloe Kitts	F	17:54	1-5	0-0	0-0	1	3	4	2	0	2	1	1	0	1	1	11
10	Kamilla Cardoso	C	23:46	9-14	0-0	5-7	4	2	6	1	6	23	0	3	0	2	0	13
0	Te-Hina Paopao	G	31:13	4-12	1-7	0-0	0	2	2	0	0	9	4	0	0	0	0	17
23	Bree Hall	G	29:17	4-6	1-3	2-2	3	1	4	1	1	11	3	0	0	0	0	13
25	Raven Johnson	G	26:12	4-7	2-3	0-0	1	2	3	0	0	10	7	0	1	0	0	11
2	Ashlyn Watkins		23:27	5-6	0-0	1-1	2	6	8	2	1	11	1	0	0	3	0	11
12	MiLaysia Fulwiley		20:15	3-11	2-9	2-2	1	1	2	4	3	10	3	1	1	1	0	7
20	Sania Feagin		14:53	3-5	0-0	3-4	1	0	1	3	2	9	1	1	0	0	1	-1
5	Tessa Johnson		13:03	2-2	1-1	1-2	0	1	1	0	1	6	0	0	1	0	0	3
Team							1	5	6			0		0				
Totals				35-68	7-23	14-18	14	23	37	13	14	91	20	6	3	7	2	17

Technical Fouls::NONE

Shooting By Period		
1st FG%	7-15	46.7%
3PT%	0-3	0.0%
FT%	4-5	80%
2nd FG%	10-19	52.6%
3PT%	3-7	42.9%
FT%	1-2	50%
3rd FG%	10-19	52.6%
3PT%	2-7	28.6%
FT%	3-3	100%
4th FG%	8-15	53.3%
3PT%	2-6	33.3%
FT%	6-8	75%
GM FG%	35-68	51.5%
3PT%	7-23	30.4%
FT%	14-18	77.8%

Dead Ball Rebounds: 3, 0

	VAN	USC
Biggest lead	2 (1st 9:08)	21 (4th 9:25)
Best Scoring Run	7(4th 8:28)	9(3rd 5:46)
Lead Changes	12	
Times Tied	5	
Time with Lead	04:30	30:47

Points from	VAN	USC
Turnovers	2	13
Paint	28	48
Second Chance	12	19
Fast Breaks	12	12
Bench	26	36

Period by Period Scoring	1st	2nd	3rd	4th	TOT
VAN	17	13	19	25	74
USC	18	24	25	24	91

Official Basketball Box Score - Final

South Carolina at Auburn

02/01/24 Neville Arena, Auburn, Ala.
2023-24 Women's Basketball

Game Time: 7:00 PM
Game Duration: 1:55
Attendance: 4,814

Officials: Dee Kantner, Bill Larance, Ify Seales

South Carolina - 76 Record: 20-0 (8-0)

NO.	Name		Min	FG M-A	3P M-A	FT M-A	Rebounds OR	DR	TOT	Fouls PF	FD	TP	AS	TO	ST	Blocks BS	BA	+/-
2	Ashlyn Watkins	F	30:56	5-6	0-0	4-5	5	10	15	1	4	14	0	2	3	5	0	25
10	Kamilla Cardoso	C	26:12	5-11	0-0	3-6	4	2	6	2	3	13	0	2	0	3	3	15
0	Te-Hina Paopao	G	25:09	1-6	1-4	2-2	1	2	3	1	2	5	3	3	1	0	1	14
23	Bree Hall	G	24:13	0-6	0-2	0-0	1	1	2	2	0	0	1	1	0	0	0	16
25	Raven Johnson	G	26:52	4-11	1-3	1-2	1	4	5	0	1	10	6	3	2	0	1	14
12	MiLaysia Fulwiley		25:04	6-13	0-1	3-3	0	2	2	3	5	15	0	3	2	1	2	19
5	Tessa Johnson		16:14	2-6	1-4	3-3	0	2	2	0	1	8	1	1	0	0	1	3
20	Sania Feagin		13:01	2-3	0-0	0-0	0	1	1	4	1	4	0	0	0	0	0	3
35	Sakima Walker		09:51	2-3	0-0	0-0	3	1	4	1	0	4	0	0	0	0	1	1
24	Sahnya Jah		02:28	1-2	1-2	0-0	0	0	0	0	0	3	0	0	1	0	0	0
Team							3	5	8			0		0				
Totals				28-67	4-16	16-21	18	30	48	14	17	76	11	15	9	9	9	22

Technical Fouls::NONE

Shooting By Period		
1st FG%	5-19	26.3%
3PT%	0-8	0.0%
FT%	3-4	75%
2nd FG%	5-16	31.3%
3PT%	0-0	0.0%
FT%	4-4	100%
3rd FG%	8-14	57.1%
3PT%	1-2	50.0%
FT%	4-6	66.7%
4th FG%	10-18	55.6%
3PT%	3-6	50.0%
FT%	5-7	71.4%
GM FG%	28-67	41.8%
3PT%	4-16	25.0%
FT%	16-21	76.2%

Dead Ball Rebounds: 2, 0

Auburn - 54 Record: 14-7 (3-5)

NO.	Name		Min	FG M-A	3P M-A	FT M-A	Rebounds OR	DR	TOT	Fouls PF	FD	TP	AS	TO	ST	Blocks BS	BA	+/-
14	Taylen Collins	F	32:48	1-8	0-0	0-0	2	4	6	3	1	2	1	1	2	1	2	-20
30	Savannah Scott	C	24:14	2-3	0-0	0-0	1	3	4	1	0	4	0	0	0	2	0	-10
2	JaMya Mingo-Young	G	28:12	1-5	0-1	2-2	0	5	5	2	2	4	4	2	0	0	1	-16
4	Kaitlyn Duhon	G	16:36	0-0	0-0	0-0	0	0	0	1	1	0	0	1	1	0	0	-16
23	Honesty Scott-Grayson	G	33:28	11-23	1-3	8-10	1	1	2	1	7	31	1	4	2	1	2	-21
1	Celia Sumbane		14:00	1-3	0-2	0-0	1	1	2	2	0	2	2	0	0	2	0	-7
20	Oyindamola Akinbolawa		01:45	0-0	0-0	0-0	0	0	0	2	0	0	0	1	0	0	0	6
5	Sydney Shaw		13:43	2-5	2-3	0-0	0	4	4	1	0	6	0	2	0	0	0	1
12	Mar'shaun Bostic		18:05	0-6	0-0	3-4	0	0	0	2	3	3	2	3	2	0	2	-9
32	Timya Thurman		14:01	1-5	0-0	0-0	1	1	2	2	0	2	0	2	0	3	2	-18
3	McKenna Eddings		03:08	0-1	0-1	0-0	0	0	0	0	0	0	0	0	0	0	0	0
Team							5	5	10			0		1				
Totals				19-59	3-10	13-16	11	24	35	17	14	54	10	17	7	9	9	-22

Technical Fouls::NONE

Shooting By Period		
1st FG%	5-12	41.7%
3PT%	0-2	0.0%
FT%	2-4	50%
2nd FG%	4-18	22.2%
3PT%	0-2	0.0%
FT%	2-2	100%
3rd FG%	5-16	31.3%
3PT%	1-1	100.0%
FT%	2-2	100%
4th FG%	5-13	38.5%
3PT%	2-5	40.0%
FT%	7-8	87.5%
GM FG%	19-59	32.2%
3PT%	3-10	30.0%
FT%	13-16	81.3%

Dead Ball Rebounds: 2, 0

	SC	Auburn
Biggest lead	25 (4th 3:45)	1 (2nd 7:16)
Best Scoring Run	9(3rd 2:52)	5(3rd 6:25)
Lead Changes	2	
Times Tied	2	
Time with Lead	38:08	00:22

Points from	SC	Auburn
Turnovers	28	12
Paint	46	22
Second Chance	12	8
Fast Breaks	17	8
Bench	34	13

Period by Period Scoring	1st	2nd	3rd	4th	TOT
SC	13	14	21	28	76
Auburn	12	10	13	19	54

Official Basketball Box Score - Final

Ole Miss at South Carolina

02/04/24 Colonial Life Arena, Columbia
2023-24 Women's Basketball

Game Time: 2:00 PM
Game Duration: 2:06
Attendance: 18,000

Officials: Michael McConnell, Natasha Camy, Fatou Cissoko-Stephens

Ole Miss - 56 Record: 16-6 (6-3)

NO.	Name		Min	FG M-A	3P M-A	FT M-A	Rebounds OR	DR	TOT	Fouls PF	FD	TP	AS	TO	ST	Blocks BS	BA	+/-
2	Marquesha Davis	F	32:18	4-15	0-1	2-2	1	4	5	4	3	10	0	2	1	0	2	-24
5	Snudda Collins	F	29:02	1-9	0-2	0-0	0	0	0	3	0	2	0	1	2	0	1	-16
22	Tyia Singleton	F	14:21	1-4	0-0	0-0	2	1	3	5	0	2	0	5	0	1	1	-6
24	Madison Scott	F	32:15	6-9	1-1	4-5	0	8	8	3	4	17	2	3	0	0	1	-21
3	Kennedy Todd-Williams	G	31:34	2-6	0-1	5-6	1	3	4	3	3	9	2	5	0	0	1	-24
33	Kharyssa Richardson		18:10	3-5	1-1	1-2	0	4	4	2	1	8	0	1	0	1	0	-25
32	Rita Igbokwe		15:02	0-1	0-0	1-2	2	4	6	5	1	1	0	1	0	1	0	-6
21	Zakiya Stephenson		08:05	0-3	0-0	3-4	0	0	0	1	4	3	0	1	1	0	0	-1
35	Rhema Collins		05:31	0-0	0-0	0-0	1	1	2	1	0	0	0	1	0	0	0	-7
10	J'Adore Young		04:32	1-2	0-1	0-0	0	0	0	3	0	2	0	0	0	0	0	-3
13	Mariyah Noel		00:42	0-0	0-0	0-0	0	0	0	0	0	0	0	1	0	0	0	-4
20	Ayanna Thompson		08:28	1-2	0-0	0-0	0	0	0	1	1	2	0	0	0	0	1	-8
Team							3	2	5			0		0				
Totals				19-56	2-7	16-21	10	27	37	31	17	56	4	21	4	3	7	-29

Technical Fouls::NONE

Shooting By Period		
1st FG%	4-13	30.8%
3PT%	1-3	33.3%
FT%	6-7	85.7%
2nd FG%	6-17	35.3%
3PT%	0-0	0.0%
FT%	4-6	66.7%
3rd FG%	6-13	46.2%
3PT%	0-0	0.0%
FT%	1-2	50%
4th FG%	3-13	23.1%
3PT%	1-4	25.0%
FT%	5-6	83.3%
GM FG%	19-56	33.9%
3PT%	2-7	28.6%
FT%	16-21	76.2%

Dead Ball Rebounds: 2, 0

South Carolina - 85 Record: 21-0 (9-0)

NO.	Name		Min	FG M-A	3P M-A	FT M-A	Rebounds OR	DR	TOT	Fouls PF	FD	TP	AS	TO	ST	Blocks BS	BA	+/-
2	Ashlyn Watkins	F	24:44	4-5	0-0	3-6	4	6	10	2	4	11	1	1	1	1	0	17
10	Kamilla Cardoso	C	20:16	6-10	0-0	5-8	0	4	4	3	7	17	3	1	2	4	2	10
0	Te-Hina Paopao	G	25:03	4-11	1-4	2-3	0	3	3	1	3	11	3	0	0	0	0	14
23	Bree Hall	G	26:29	3-7	0-2	4-5	3	4	7	2	4	10	1	2	1	1	0	18
25	Raven Johnson	G	26:47	1-4	0-1	3-6	0	4	4	2	4	5	6	0	2	0	1	19
21	Chloe Kitts		14:53	1-3	0-0	0-0	1	1	2	1	1	2	0	3	1	0	0	6
12	MiLaysia Fulwiley		20:55	5-12	0-1	4-6	1	0	1	3	3	14	1	2	2	1	0	11
5	Tessa Johnson		22:31	1-2	1-2	0-0	1	4	5	1	0	3	2	0	0	0	0	28
20	Sania Feagin		10:31	3-3	0-0	4-4	0	1	1	2	3	10	1	1	0	0	0	13
35	Sakima Walker		04:27	0-0	0-0	1-2	0	0	0	0	1	1	0	0	2	0	0	6
24	Sahnya Jah		03:24	0-1	0-0	1-2	0	2	2	0	1	1	0	0	0	0	0	3
Team							0	1	1			0		0				
Totals				28-58	2-10	27-42	10	30	40	17	31	85	18	10	11	7	3	29

Technical Fouls::NONE

Shooting By Period		
1st FG%	5-13	38.5%
3PT%	0-2	0.0%
FT%	7-10	70%
2nd FG%	9-20	45.0%
3PT%	1-4	25.0%
FT%	4-8	50%
3rd FG%	9-17	52.9%
3PT%	1-3	33.3%
FT%	1-2	50%
4th FG%	5-8	62.5%
3PT%	0-1	0.0%
FT%	15-22	68.2%
GM FG%	28-58	48.3%
3PT%	2-10	20.0%
FT%	27-42	64.3%

Dead Ball Rebounds: 8, 0

	MIS	USC
Biggest lead	3 (1st 6:04)	29 (4th 0:26)
Best Scoring Run	6(2nd 5:14)	8(2nd 0:02)
Lead Changes	2	
Times Tied	4	
Time with Lead	04:25	33:28

Points from	MIS	USC
Turnovers	2	17
Paint	26	50
Second Chance	6	19
Fast Breaks	9	18
Bench	16	31

Period by Period Scoring	1st	2nd	3rd	4th	TOT
MIS	15	16	13	12	56
USC	17	23	20	25	85

Official Basketball Box Score - Final

Missouri at South Carolina

02/08/24 Colonial Life Arena, Columbia
2023-24 Women's Basketball

Game Time: 7:00 PM
Game Duration: 1:45
Attendance: 15,236

Officials: Denise Brooks, Meadow Overstreet, Timothy Greene

Missouri - 45 Record: 11-12 (2-8)

NO.	Name		Min	FG M-A	3P M-A	FT M-A	Rebounds OR	DR	TOT	Fouls PF	FD	TP	AS	TO	ST	Blocks BS	BA	+/-
14	Abby Feit	F	25:42	1-8	1-6	0-0	0	5	5	3	0	3	0	2	0	0	3	-26
34	Hannah Linthacum	F	10:55	0-0	0-0	0-0	1	0	1	3	0	0	1	3	0	0	0	-9
0	Grace Slaughter	G	38:10	4-13	2-7	2-2	0	2	2	2	1	12	2	1	0	0	0	-31
4	Mama Dembele	G	28:25	1-6	0-0	2-2	0	0	0	1	2	4	3	2	3	0	3	-22
24	Ashton Judd	G	34:25	5-13	2-5	0-0	3	7	10	1	2	12	2	4	1	1	3	-33
5	Hilke Feldrappe		22:05	0-4	0-2	2-4	2	3	5	1	4	2	1	4	0	1	1	-33
23	Abbey Schreacke		25:32	4-9	4-7	0-0	0	2	2	1	0	12	1	2	1	0	1	-30
20	Sarah Linthacum		03:44	0-0	0-0	0-0	0	0	0	1	0	0	0	0	0	0	0	-1
40	Micah Linthacum		07:58	0-0	0-0	0-0	0	0	0	0	0	0	0	1	1	0	0	-4
7	Lucija Milkovic		03:05	0-0	0-0	0-0	1	0	1	0	0	0	0	0	0	0	0	-1
Team							4	3	7			0		2				
Totals				15-53	9-27	6-8	11	22	33	13	9	45	10	21	6	2	11	-38

Technical Fouls::NONE

Shooting By Period		
1st FG%	3-12	25.0%
3PT%	2-7	28.6%
FT%	2-2	100%
2nd FG%	4-15	26.7%
3PT%	3-8	37.5%
FT%	0-0	0%
3rd FG%	7-17	41.2%
3PT%	3-6	50.0%
FT%	0-0	0%
4th FG%	1-9	11.1%
3PT%	1-6	16.7%
FT%	4-6	66.7%
GM FG%	15-53	28.3%
3PT%	9-27	33.3%
FT%	6-8	75.0%

Dead Ball Rebounds: 2, 0

South Carolina - 83 Record: 22-0 (10-0)

NO.	Name		Min	FG M-A	3P M-A	FT M-A	Rebounds OR	DR	TOT	Fouls PF	FD	TP	AS	TO	ST	Blocks BS	BA	+/-
2	Ashlyn Watkins	F	26:38	4-9	0-1	1-3	5	2	7	2	2	9	3	5	3	3	0	15
21	Chloe Kitts	F	23:13	6-10	0-0	0-0	3	5	8	0	1	12	2	2	0	5	1	12
0	Te-Hina Paopao	G	22:57	2-4	2-4	0-0	0	2	2	1	0	6	1	0	0	0	0	21
23	Bree Hall	G	26:46	5-10	0-0	0-0	4	3	7	2	0	10	0	0	0	0	0	12
25	Raven Johnson	G	23:52	3-8	0-0	0-1	3	5	8	0	1	6	2	3	4	1	1	22
5	Tessa Johnson		22:34	2-5	2-5	0-0	2	3	5	0	1	6	5	0	2	0	0	33
12	MiLaysia Fulwiley		23:51	8-18	2-6	1-2	0	1	1	2	1	19	4	0	6	0	0	26
20	Sania Feagin		17:43	3-5	0-0	5-6	2	3	5	2	5	11	2	0	0	1	0	35
35	Sakima Walker		12:26	2-4	0-0	0-1	0	1	1	0	2	4	0	0	0	1	0	14
Team							1	2	3			0		1				
Totals				35-73	6-16	7-13	20	27	47	9	13	83	19	11	15	11	2	38

Technical Fouls::NONE

Shooting By Period		
1st FG%	9-20	45.0%
3PT%	1-3	33.3%
FT%	2-3	66.7%
2nd FG%	12-18	66.7%
3PT%	3-5	60.0%
FT%	0-0	0%
3rd FG%	8-17	47.1%
3PT%	1-4	25.0%
FT%	5-9	55.6%
4th FG%	6-18	33.3%
3PT%	1-4	25.0%
FT%	0-1	0%
GM FG%	35-73	47.9%
3PT%	6-16	37.5%
FT%	7-13	53.8%

Dead Ball Rebounds: 2, 0

	MIS	USC
Biggest lead	6 (1st 7:49)	41 (4th 2:34)
Best Scoring Run	6(1st 7:49)	11(2nd 8:32)
Lead Changes	3	
Times Tied	0	
Time with Lead	03:18	35:09

Points from	MIS	USC
Turnovers	0	28
Paint	8	44
Second Chance	8	11
Fast Breaks	3	26
Bench	14	40

Period by Period Scoring	1st	2nd	3rd	4th	TOT
MIS	10	11	17	7	45
USC	21	27	22	13	83

Official Basketball Box Score - Final

UConn at South Carolina

02/11/24 Colonial Life Arena, Columbia
2023-24 Women's Basketball

Game Time: 2:00 PM
Game Duration: 1:50
Attendance: 18,167

Officials: Pualani Spurlock-Welsh, Maj Fosberg, Teresa Stuck

UConn - 65 Record: 20-5

NO.	Name		Min	FG M-A	3P M-A	FT M-A	Rebounds OR	DR	TOT	Fouls PF	FD	TP	AS	TO	ST	Blocks BS	BA	+/-
3	Aaliyah Edwards	F	36:47	8-13	0-0	4-6	4	8	12	2	9	20	3	3	0	1	1	-10
2	KK Arnold	G	37:33	1-7	0-2	0-2	0	7	7	0	2	2	4	1	3	1	3	-14
5	Paige Bueckers	G	36:24	8-20	2-6	2-2	3	2	5	3	4	20	3	1	1	1	0	-20
10	Nika Muhl	G	34:05	2-6	2-2	0-0	2	2	4	2	0	6	2	5	1	0	1	-13
12	Ashlynn Shade	G	33:45	6-19	2-11	0-0	0	2	2	1	0	14	0	2	0	1	0	-13
4	Qadence Samuels		06:49	1-5	1-2	0-0	0	0	0	0	0	3	0	1	0	0	1	-6
25	Ice Brady		14:37	0-1	0-0	0-0	1	0	1	3	0	0	0	0	0	0	0	-14
Team							3	3	6			0		0				
Totals				26-71	7-23	6-10	13	24	37	11	15	65	12	13	5	4	6	-18

Technical Fouls::NONE

Shooting By Period		
1st FG%	5-19	26.3%
3PT%	1-7	14.3%
FT%	0-2	0%
2nd FG%	8-20	40.0%
3PT%	3-6	50.0%
FT%	0-0	0%
3rd FG%	5-16	31.3%
3PT%	0-4	0.0%
FT%	4-6	66.7%
4th FG%	8-16	50.0%
3PT%	3-6	50.0%
FT%	2-2	100%
GM FG%	26-71	36.6%
3PT%	7-23	30.4%
FT%	6-10	60.0%

Dead Ball Rebounds: 3, 0

South Carolina - 83 Record: 23-0

NO.	Name		Min	FG M-A	3P M-A	FT M-A	Rebounds OR	DR	TOT	Fouls PF	FD	TP	AS	TO	ST	Blocks BS	BA	+/-
2	Ashlyn Watkins	F	29:19	7-12	0-0	1-2	3	6	9	3	3	15	3	1	2	3	2	13
21	Chloe Kitts	F	29:22	7-11	0-0	0-0	2	2	4	5	2	14	1	3	0	1	1	16
0	Te-Hina Paopao	G	31:34	8-12	5-7	0-0	0	3	3	1	1	21	2	3	1	0	0	10
23	Bree Hall	G	21:32	1-8	0-4	2-2	0	0	0	0	1	4	1	0	0	1	0	10
25	Raven Johnson	G	30:43	4-10	0-1	2-2	2	10	12	0	1	10	5	2	2	0	1	22
12	MiLaysia Fulwiley		21:25	2-10	0-2	2-2	1	3	4	3	1	6	3	1	2	0	0	1
5	Tessa Johnson		15:34	2-6	2-5	3-4	0	2	2	1	2	9	0	0	0	0	0	11
20	Sania Feagin		14:05	2-2	0-0	0-0	1	2	3	2	0	4	0	3	1	0	0	1
35	Sakima Walker		06:26	0-0	0-0	0-0	0	0	0	0	0	0	0	0	0	1	0	6
Team							5	4	9			0		0				
Totals				33-71	7-19	10-12	14	32	46	15	11	83	15	13	8	6	4	18

Technical Fouls::NONE

Shooting By Period		
1st FG%	7-19	36.8%
3PT%	2-6	33.3%
FT%	3-4	75%
2nd FG%	11-21	52.4%
3PT%	3-8	37.5%
FT%	0-0	0%
3rd FG%	10-17	58.8%
3PT%	1-4	25.0%
FT%	4-4	100%
4th FG%	5-14	35.7%
3PT%	1-1	100.0%
FT%	3-4	75%
GM FG%	33-71	46.5%
3PT%	7-19	36.8%
FT%	10-12	83.3%

Dead Ball Rebounds: 2, 1

	CON	USC
Biggest lead	0 (1st 10:00)	27 (4th 9:49)
Best Scoring Run	7(3rd 9:38)	9(3rd 1:08)
Lead Changes	0	
Times Tied	1	
Time with Lead	00:00	39:21

Points from	CON	USC
Turnovers	10	17
Paint	22	34
Second Chance	14	15
Fast Breaks	9	19
Bench	3	19

Period by Period Scoring	1st	2nd	3rd	4th	TOT
CON	11	19	14	21	65
USC	19	25	25	14	83

Official Basketball Box Score - Final

South Carolina at Tennessee

02/15/24 Food City Center, Knoxville, Tennessee
2023-2024 Women's Basketball

Game Time: 7:03 PM
Game Duration: 1:55
Attendance: 11,073

Officials: Brian Hall, Natasha Camy, Joseph Vaszily

South Carolina - 66 Record: 24-0 (11-0)

NO.	Name		Min	FG M-A	3P M-A	FT M-A	Rebounds OR	DR	TOT	Fouls PF	FD	TP	AS	TO	ST	Blocks BS	BA	+/-
21	Chloe Kitts	F	16:15	3-6	0-0	0-0	2	2	4	2	0	6	2	4	1	0	0	-8
10	Kamilla Cardoso	C	28:45	8-15	0-0	2-4	6	4	10	2	5	18	3	2	1	3	0	11
0	Te-Hina Paopao	G	34:24	2-9	0-3	0-0	0	0	0	2	0	4	4	0	1	1	0	2
23	Bree Hall	G	28:21	2-11	1-3	2-2	1	2	3	2	2	7	2	2	0	0	2	3
25	Raven Johnson	G	35:19	1-6	0-1	0-0	3	12	15	2	0	2	5	1	1	0	1	16
2	Ashlyn Watkins		27:11	6-9	0-0	2-6	3	7	10	2	5	14	1	3	4	1	0	13
5	Tessa Johnson		10:54	1-5	0-1	1-2	0	0	0	0	1	3	0	0	0	0	0	8
12	MiLaysia Fulwiley		11:03	2-6	1-1	0-0	0	2	2	2	1	5	0	0	1	0	1	4
20	Sania Feagin		07:49	3-3	0-0	1-2	1	0	1	3	1	7	0	0	0	0	0	6
Team							3	1	4			0		0				
Totals				28-70	2-9	8-16	19	30	49	17	15	66	17	12	9	5	4	11

Technical Fouls::NONE

Shooting By Period		
1st FG%	7-15	46.7%
3PT%	1-2	50.0%
FT%	0-0	0%
2nd FG%	3-15	20.0%
3PT%	0-2	0.0%
FT%	4-8	50%
3rd FG%	11-24	45.8%
3PT%	0-3	0.0%
FT%	1-4	25%
4th FG%	7-16	43.8%
3PT%	1-2	50.0%
FT%	3-4	75%
GM FG%	28-70	40.0%
3PT%	2-9	22.2%
FT%	8-16	50.0%

Dead Ball Rebounds: 3, 1

Tennessee - 55 Record: 15-9 (8-4)

NO.	Name		Min	FG M-A	3P M-A	FT M-A	Rebounds OR	DR	TOT	Fouls PF	FD	TP	AS	TO	ST	Blocks BS	BA	+/-
1	Sara Puckett	F	35:45	7-10	1-2	0-1	3	2	5	2	2	15	2	1	2	0	0	0
2	Rickea Jackson	F	38:06	8-20	1-4	2-2	3	4	7	2	3	19	3	5	2	1	0	-12
20	Tamari Key	C	19:19	1-4	0-0	0-0	1	5	6	4	1	2	0	0	0	2	3	-1
0	Jewel Spear	G	35:15	0-8	0-4	0-0	0	3	3	0	0	0	1	1	0	0	0	-12
15	Jasmine Powell	G	38:28	4-17	0-5	4-5	2	6	8	2	6	12	1	3	1	0	1	-13
5	Kaiya Wynn		01:32	0-0	0-0	0-0	0	0	0	0	0	0	0	0	0	0	0	2
11	Karoline Striplin		08:09	0-2	0-2	3-4	1	4	5	1	2	3	0	1	0	1	0	-4
53	Jillian Hollingshead		14:18	1-4	0-0	2-2	0	1	1	3	3	4	0	0	0	0	1	-10
21	Tess Darby		09:08	0-0	0-0	0-0	1	0	1	1	0	0	0	0	0	0	0	-5
Team							3	3	6			0		2				
Totals				21-65	2-17	11-14	14	28	42	15	17	55	7	13	5	4	5	-11

Technical Fouls::NONE

Shooting By Period		
1st FG%	7-25	28.0%
3PT%	0-5	0.0%
FT%	0-0	0%
2nd FG%	6-17	35.3%
3PT%	1-4	25.0%
FT%	1-2	50%
3rd FG%	6-14	42.9%
3PT%	1-5	20.0%
FT%	7-8	87.5%
4th FG%	2-9	22.2%
3PT%	0-3	0.0%
FT%	3-4	75%
GM FG%	21-65	32.3%
3PT%	2-17	11.8%
FT%	11-14	78.6%

Dead Ball Rebounds: 2, 0

	SCAR	TENN
Biggest lead	11 (4th 3:09)	6 (1st 3:21)
Best Scoring Run	7(1st 0:00)	6(1st 6:21)
Lead Changes	14	
Times Tied	11	
Time with Lead	21:06	12:38

Points from	SCAR	TENN
Turnovers	13	8
Paint	48	30
Second Chance	17	6
Fast Breaks	16	8
Bench	29	7

Period by Period Scoring	1st	2nd	3rd	4th	TOT
SCAR	15	10	23	18	66
TENN	14	14	20	7	55

Official Basketball Box Score - Final

Georgia at South Carolina

02/18/24 Colonial Life Arena, Columbia

2023-24 Women's Basketball

Game Time: 1:00 PM
Game Duration: 1:53
Attendance: 18,478

Officials: Angelica Suffren, Cameron Inouye, Billy Smith

Georgia - 56 Record: 11-14 (2-10)

NO.	Name		Min	FG M-A	3P M-A	FT M-A	Rebounds OR	DR	TOT	Fouls PF	FD	TP	AS	TO	ST	Blocks BS	BA	+/-
20	Jordan Cole	F	12:55	1-3	0-0	1-2	1	0	1	3	2	3	0	4	0	2	1	-14
35	Javyn Nicholson	F	39:28	10-20	0-0	7-8	5	7	12	2	6	27	1	4	3	0	4	-15
10	De'Mauri Flournoy	G	37:02	1-10	0-3	1-1	0	4	4	1	3	3	2	2	3	0	0	-14
11	Asia Avinger	G	35:09	4-10	1-4	0-0	0	3	3	1	0	9	4	2	1	0	0	-8
12	Taniyah Thompson	G	07:25	0-3	0-0	0-0	0	0	0	1	0	0	0	1	0	0	0	-12
33	Destiny Thomas		04:00	0-1	0-0	0-0	0	0	0	1	0	0	0	0	0	0	1	-11
1	Chloe Chapman		20:14	2-3	0-0	0-0	0	2	2	1	0	4	1	2	3	0	0	-2
21	Fatima Diakhate		02:17	0-1	0-0	0-0	0	0	0	0	1	0	0	0	0	0	0	-1
30	Amiya Evans		21:20	0-1	0-0	1-2	2	2	4	4	2	1	1	0	2	0	1	13
2	Savannah Henderson		20:10	3-4	3-4	0-0	0	1	1	1	1	9	1	2	2	0	0	-6
Team							2	1	3			0		1				
Totals				21-56	4-11	10-13	10	20	30	15	15	56	10	18	14	2	7	-14

Technical Fouls::NONE

Shooting By Period		
1st FG%	7-17	41.2%
3PT%	1-3	33.3%
FT%	2-2	100%
2nd FG%	7-14	50.0%
3PT%	1-3	33.3%
FT%	3-4	75%
3rd FG%	3-12	25.0%
3PT%	0-2	0.0%
FT%	3-5	60%
4th FG%	4-13	30.8%
3PT%	2-3	66.7%
FT%	2-2	100%
GM FG%	21-56	37.5%
3PT%	4-11	36.4%
FT%	10-13	76.9%

Dead Ball Rebounds: 4, 1

South Carolina - 70 Record: 25-0 (12-0)

NO.	Name		Min	FG M-A	3P M-A	FT M-A	Rebounds OR	DR	TOT	Fouls PF	FD	TP	AS	TO	ST	Blocks BS	BA	+/-
21	Chloe Kitts	F	26:43	5-10	0-0	2-2	1	6	7	1	2	12	2	3	1	0	1	29
10	Kamilla Cardoso	C	25:51	5-10	0-0	6-11	8	8	16	2	9	16	5	1	3	3	0	27
0	Te-Hina Paopao	G	32:42	5-12	5-11	0-0	0	2	2	0	0	15	2	2	0	0	1	13
23	Bree Hall	G	28:22	3-9	3-8	0-0	1	0	1	3	0	9	2	4	0	0	0	8
25	Raven Johnson	G	37:20	4-8	1-5	0-0	1	4	5	2	0	9	2	3	1	1	0	21
2	Ashlyn Watkins		15:17	1-1	0-0	1-2	1	2	3	4	2	3	1	0	2	3	0	-11
12	MiLaysia Fulwiley		15:56	1-5	0-2	2-2	1	2	3	2	2	4	5	2	3	0	0	10
20	Sania Feagin		08:37	1-1	0-0	0-0	0	0	0	1	0	2	0	1	0	0	0	-13
5	Tessa Johnson		05:40	0-1	0-1	0-0	0	0	0	0	0	0	0	1	0	0	0	-10
35	Sakima Walker		03:32	0-0	0-0	0-0	0	0	0	0	0	0	0	1	0	0	0	-4
Team							1	0	1			0		0				
Totals				25-57	9-27	11-17	14	24	38	15	15	70	19	18	10	7	2	14

Technical Fouls::NONE

Shooting By Period		
1st FG%	6-14	42.9%
3PT%	3-9	33.3%
FT%	2-5	40%
2nd FG%	4-11	36.4%
3PT%	3-8	37.5%
FT%	0-0	0%
3rd FG%	7-14	50.0%
3PT%	0-2	0.0%
FT%	8-10	80%
4th FG%	8-18	44.4%
3PT%	3-8	37.5%
FT%	1-2	50%
GM FG%	25-57	43.9%
3PT%	9-27	33.3%
FT%	11-17	64.7%

Dead Ball Rebounds: 3, 0

	UGA	USC
Biggest lead	9 (3rd 9:23)	16 (4th 3:08)
Best Scoring Run	11(3rd 9:23)	10(4th 3:08)
Lead Changes	6	
Times Tied	4	
Time with Lead	13:38	21:48

Points from	UGA	USC
Turnovers	19	23
Paint	28	32
Second Chance	9	12
Fast Breaks	7	15
Bench	14	9

Period by Period Scoring	1st	2nd	3rd	4th	TOT
UGA	17	18	9	12	56
USC	17	11	22	20	70

Official Basketball Box Score - Final

Alabama at South Carolina

02/22/24 Colonial Life Arena, Columbia

2023-24 Women's Basketball

Game Time: 7:00 PM
Game Duration: 1:48
Attendance: 16,229

Officials: Tiffany Byrd, Denise Brooks, Fatou Cissoko-Stephens

Alabama - 44 Record: 20-8 (7-6)

NO.	Name		Min	FG M-A	3P M-A	FT M-A	Rebounds OR	DR	TOT	Fouls PF	FD	TP	AS	TO	ST	Blocks BS	BA	+/-
21	Essence Cody	F	23:10	1-9	0-0	0-0	3	2	5	5	2	2	0	1	3	2	3	-18
0	Loyal McQueen	G	36:45	5-11	1-3	4-4	3	3	6	0	2	15	3	2	3	0	2	-17
3	Sarah Ashlee Barker	G	22:30	2-11	0-3	0-0	1	5	6	1	0	4	0	2	1	1	1	-18
23	Jessica Timmons	G	33:30	6-18	1-5	7-10	2	6	8	2	6	20	1	1	2	0	2	-25
32	Aaliyah Nye	G	32:04	1-9	1-6	0-0	1	4	5	2	3	3	0	5	2	0	2	-22
13	JeAnna Cunningham		10:06	0-2	0-0	0-0	2	0	2	2	0	0	0	0	0	1	0	-7
22	Karly Weathers		14:06	0-2	0-1	0-0	0	1	1	0	0	0	2	2	0	0	0	-19
51	Del'Janae Williams		09:50	0-2	0-1	0-0	1	0	1	1	0	0	0	2	0	0	0	-11
42	Meg Newman		07:41	0-1	0-0	0-0	0	2	2	5	1	0	0	1	0	0	1	-7
5	Reychel Douglas		10:20	0-3	0-0	0-0	4	1	5	0	0	0	1	1	0	0	1	4
Team							3	1	4			0		2				
Totals				15-68	3-19	11-14	20	25	45	18	14	44	7	19	11	4	12	-28

Technical Fouls::NONE

Shooting By Period		
1st FG%	3-16	18.8%
3PT%	0-4	0.0%
FT%	0-0	0%
2nd FG%	2-16	12.5%
3PT%	0-4	0.0%
FT%	1-2	50%
3rd FG%	5-19	26.3%
3PT%	1-5	20.0%
FT%	6-8	75%
4th FG%	5-17	29.4%
3PT%	2-6	33.3%
FT%	4-4	100%
GM FG%	15-68	22.1%
3PT%	3-19	15.8%
FT%	11-14	78.6%

Dead Ball Rebounds: 2, 0

South Carolina - 72 Record: 26-0 (13-0)

NO.	Name		Min	FG M-A	3P M-A	FT M-A	Rebounds OR	DR	TOT	Fouls PF	FD	TP	AS	TO	ST	Blocks BS	BA	+/-
2	Ashlyn Watkins	F	24:42	4-12	0-0	6-8	5	5	10	1	5	14	0	4	0	3	0	15
21	Chloe Kitts	F	20:45	3-8	0-0	3-4	3	4	7	2	4	9	2	0	2	1	4	15
0	Te-Hina Paopao	G	26:32	2-7	1-3	0-0	0	3	3	1	0	5	4	2	2	1	0	12
23	Bree Hall	G	31:23	6-9	1-3	0-0	0	1	1	1	1	13	0	1	0	1	0	16
25	Raven Johnson	G	17:38	0-5	0-2	0-2	2	3	5	0	1	0	2	1	2	1	0	10
35	Sakima Walker		17:23	0-1	0-0	0-0	2	1	3	2	0	0	1	1	1	3	0	8
20	Sania Feagin		17:10	4-10	0-0	2-3	2	5	7	1	2	10	0	1	0	1	0	18
12	MiLaysia Fulwiley		22:16	3-9	1-3	2-3	0	3	3	4	2	9	2	3	0	1	0	26
5	Tessa Johnson		22:11	3-4	2-2	4-4	0	4	4	2	3	12	1	2	3	0	0	20
Team							2	2	4			0		0				
Totals				25-65	5-13	17-24	16	31	47	14	18	72	12	15	10	12	4	28

Technical Fouls::NONE

Shooting By Period		
1st FG%	5-18	27.8%
3PT%	1-2	50.0%
FT%	0-0	0%
2nd FG%	9-17	52.9%
3PT%	1-3	33.3%
FT%	3-4	75%
3rd FG%	8-17	47.1%
3PT%	2-5	40.0%
FT%	7-10	70%
4th FG%	3-13	23.1%
3PT%	1-3	33.3%
FT%	7-10	70%
GM FG%	25-65	38.5%
3PT%	5-13	38.5%
FT%	17-24	70.8%

Dead Ball Rebounds: 6, 3

	ALA	USC
Biggest lead	0 (1st 10:00)	32 (3rd 1:04)
Best Scoring Run	6(3rd 8:00)	19(2nd 2:00)
Lead Changes	0	
Times Tied	0	
Time with Lead	00:00	37:46

Points from	ALA	USC
Turnovers	9	12
Paint	22	34
Second Chance	10	12
Fast Breaks	19	10
Bench	0	31

Period by Period Scoring	1st	2nd	3rd	4th	TOT
ALA	6	5	17	16	44
USC	11	22	25	14	72

Official Basketball Box Score - Final

South Carolina at Kentucky

02/25/24 Rupp Arena, Lexington

2023-24 Women's Basketball

Game Time: 3:00 PM
Game Duration: 1:53
Attendance: 5,626

Officials: Natasha Camy, Timothy Greene, Demoya Pugh

South Carolina - 103 Record: 27-0 (14-0)

NO.	Name		Min	FG M-A	3P M-A	FT M-A	Rebounds OR	DR	TOT	Fouls PF	FD	TP	AS	TO	ST	Blocks BS	BA	+/-
2	Ashlyn Watkins	F	19:00	6-6	0-0	1-1	0	3	3	2	2	13	4	1	2	0	0	31
21	Chloe Kitts	F	25:10	5-10	0-0	0-2	0	12	12	1	3	10	5	1	0	2	0	33
0	Te-Hina Paopao	G	21:39	4-5	3-4	0-0	1	1	2	0	0	11	4	2	1	1	0	29
23	Bree Hall	G	27:29	8-10	2-3	0-0	0	1	1	4	0	18	1	2	1	0	0	49
25	Raven Johnson	G	24:49	3-5	1-1	2-2	3	3	6	1	3	9	5	4	2	1	0	27
12	MiLaysia Fulwiley		24:49	2-4	1-3	12-12	0	3	3	2	9	17	3	1	3	0	0	23
20	Sania Feagin		24:38	6-12	0-0	4-4	1	5	6	2	2	16	4	2	1	5	0	22
5	Tessa Johnson		21:14	2-4	1-1	0-0	0	1	1	1	0	5	3	2	1	0	0	16
35	Sakima Walker		11:12	2-3	0-0	0-0	0	2	2	5	0	4	1	0	0	1	0	10
Team							1	0	1			0		0				
Totals				38-59	8-12	19-21	6	31	37	18	19	103	30	15	11	10	0	48

Technical Fouls: Hall 4th 1:04

Shooting By Period		
1st FG%	8-13	61.5%
3PT%	2-3	66.7%
FT%	7-7	100%
2nd FG%	7-15	46.7%
3PT%	1-3	33.3%
FT%	2-2	100%
3rd FG%	12-16	75.0%
3PT%	4-5	80.0%
FT%	4-6	66.7%
4th FG%	11-15	73.3%
3PT%	1-1	100.0%
FT%	6-6	100%
GM FG%	38-59	64.4%
3PT%	8-12	66.7%
FT%	19-21	90.5%

Dead Ball Rebounds: 1, 1

Kentucky - 55 Record: 11-17 (4-10)

NO.	Name		Min	FG M-A	3P M-A	FT M-A	Rebounds OR	DR	TOT	Fouls PF	FD	TP	AS	TO	ST	Blocks BS	BA	+/-
13	Ajae Petty	F	29:50	6-10	0-0	4-14	4	4	8	3	8	16	0	2	3	0	2	-25
5	Cassidy Rowe	G	14:04	1-3	1-1	0-0	0	1	1	0	0	3	2	2	0	0	0	-30
20	Amiya Jenkins	G	17:05	0-4	0-0	0-0	0	0	0	3	2	0	1	2	0	0	2	-29
22	Maddie Scherr	G	30:23	5-9	1-3	0-0	1	3	4	2	2	11	2	4	0	0	1	-26
34	Emma King	G	27:40	0-5	0-1	0-0	0	1	1	4	3	0	2	2	1	0	0	-32
0	Brooklynn Miles		22:06	1-5	0-0	0-0	1	2	3	2	0	2	3	2	1	0	2	-25
2	Saniah Tyler		32:57	6-17	2-8	1-2	2	0	2	4	1	15	2	0	1	0	1	-33
4	Eniya Russell		14:41	2-10	0-1	2-2	0	2	2	2	1	6	0	4	1	0	2	-14
44	Janae Walker		10:10	1-2	0-0	0-0	0	0	0	0	0	2	0	1	0	0	0	-23
3	Jordy Griggs		01:04	0-0	0-0	0-0	0	0	0	0	0	0	0	0	0	0	0	-3
Team							6	1	7			0		0				
Totals				22-65	4-14	7-18	14	14	28	20	17	55	12	19	7	0	10	-48

Technical Fouls: Russell 4th 1:04

Shooting By Period		
1st FG%	4-17	23.5%
3PT%	0-2	0.0%
FT%	0-0	0%
2nd FG%	6-17	35.3%
3PT%	1-3	33.3%
FT%	1-6	16.7%
3rd FG%	8-17	47.1%
3PT%	3-3	100.0%
FT%	2-4	50%
4th FG%	4-14	28.6%
3PT%	0-6	0.0%
FT%	4-8	50%
GM FG%	22-65	33.8%
3PT%	4-14	28.6%
FT%	7-18	38.9%

Dead Ball Rebounds: 8, 2

	USC	UKY
Biggest lead	48 (4th 0:56)	0 (1st 10:00)
Best Scoring Run	9(1st 5:35)	7(3rd 0:14)
Lead Changes	0	
Times Tied	0	
Time with Lead	39:41	00:00

Points from	USC	UKY
Turnovers	32	10
Paint	52	24
Second Chance	6	7
Fast Breaks	17	4
Bench	42	25

Period by Period Scoring	1st	2nd	3rd	4th	TOT
USC	25	17	32	29	103
UKY	8	14	21	12	55

Official Basketball Box Score - Final

South Carolina at Arkansas

02/29/24 Bud Walton Arena, Fayetteville

2023-24 Women's Basketball

Game Time: 8:00 PM
Game Duration: 1:37
Attendance: 3,891

Officials: Pualani Spurlock-Welsh, Cameron Inouye, Margaret Tieman

South Carolina - 98 Record: 28-0 (15-0)

NO.	Name		Min	FG M-A	3P M-A	FT M-A	Rebounds OR	DR	TOT	Fouls PF	FD	TP	AS	TO	ST	Blocks BS	BA	+/-
20	Sania Feagin	F	22:24	3-4	0-0	1-2	4	5	9	1	2	7	3	1	0	0	0	12
10	Kamilla Cardoso	C	15:51	5-8	0-0	1-2	1	2	3	0	2	11	1	0	0	1	2	9
0	Te-Hina Paopao	G	26:58	3-5	2-4	0-0	0	4	4	2	0	8	5	2	0	0	0	20
23	Bree Hall	G	24:40	2-5	0-2	0-0	0	1	1	0	1	4	2	1	0	0	0	24
25	Raven Johnson	G	25:00	1-5	1-2	1-2	0	6	6	0	1	4	7	1	3	0	0	14
2	Ashlyn Watkins		21:23	9-12	0-0	3-5	3	8	11	0	3	21	0	0	1	0	0	28
12	MiLaysia Fulwiley		18:32	7-13	1-6	2-4	1	3	4	2	2	17	2	2	4	0	0	20
21	Chloe Kitts		17:18	4-6	0-0	2-2	2	3	5	2	2	10	2	1	1	0	0	25
5	Tessa Johnson		19:35	4-5	4-5	0-0	1	4	5	2	0	12	1	4	0	0	0	25
35	Sakima Walker		08:19	2-3	0-0	0-0	1	1	2	2	1	4	0	2	0	0	1	8
Team							1	2	3			0		0				
Totals				40-66	8-19	10-17	14	39	53	12	14	98	23	14	9	1	3	37

Technical Fouls: Bench 1st 10:00

Shooting By Period		
1st FG%	11-18	61.1%
3PT%	2-5	40.0%
FT%	2-4	50%
2nd FG%	9-18	50.0%
3PT%	2-4	50.0%
FT%	1-2	50%
3rd FG%	10-17	58.8%
3PT%	1-5	20.0%
FT%	3-7	42.9%
4th FG%	10-13	76.9%
3PT%	3-5	60.0%
FT%	4-4	100%
GM FG%	40-66	60.6%
3PT%	8-19	42.1%
FT%	10-17	58.8%

Dead Ball Rebounds: 3, 0

Arkansas - 61 Record: 18-12 (6-9)

NO.	Name		Min	FG M-A	3P M-A	FT M-A	Rebounds OR	DR	TOT	Fouls PF	FD	TP	AS	TO	ST	Blocks BS	BA	+/-
30	Maryam Dauda	F	31:14	7-17	3-12	2-2	0	1	1	1	1	19	0	2	1	3	0	-26
2	Samara Spencer	G	35:48	2-12	1-8	6-8	0	1	1	2	5	11	3	4	3	0	0	-37
4	Saylor Poffenbarger	G	23:56	2-7	0-4	0-0	0	1	1	5	0	4	2	1	0	0	0	-13
23	Carly Keats	G	35:04	4-11	0-5	3-5	1	2	3	1	4	11	0	1	2	0	0	-27
43	Makayla Daniels	G	34:40	4-10	2-7	0-0	1	3	4	1	1	10	3	1	1	0	0	-38
34	Jenna Lawrence		20:47	2-3	2-3	0-0	1	5	6	1	0	6	0	0	0	0	0	-22
55	Emrie Ellis		13:02	0-1	0-1	0-0	2	1	3	1	0	0	1	0	0	0	1	-14
10	Cristina Sánchez Cerqueira		05:29	0-2	0-1	0-0	0	0	0	2	0	0	0	1	0	0	0	-8
Team							0	2	2			0		1				
Totals				21-63	8-41	11-15	5	16	21	14	11	61	9	11	7	3	1	-37

Technical Fouls::NONE

Shooting By Period		
1st FG%	7-21	33.3%
3PT%	4-13	30.8%
FT%	4-4	100%
2nd FG%	4-13	30.8%
3PT%	0-7	0.0%
FT%	1-3	33.3%
3rd FG%	8-17	47.1%
3PT%	4-12	33.3%
FT%	0-0	0%
4th FG%	2-12	16.7%
3PT%	0-9	0.0%
FT%	6-8	75%
GM FG%	21-63	33.3%
3PT%	8-41	19.5%
FT%	11-15	73.3%

Dead Ball Rebounds: 2, 0

	SC	ARK
Biggest lead	37 (4th 0:27)	5 (1st 8:56)
Best Scoring Run	14(2nd 3:15)	6(3rd 0:28)
Lead Changes	7	
Times Tied	2	
Time with Lead	33:59	05:25

Points from	SC	ARK
Turnovers	15	8
Paint	56	22
Second Chance	17	2
Fast Breaks	14	7
Bench	64	6

Period by Period Scoring	1st	2nd	3rd	4th	TOT
SC	26	21	24	27	98
ARK	22	9	20	10	61

Game Notes:P1 10:00 Administrative Technical on South Carolina for late starter change ♦

Official Basketball Box Score - Final

Tennessee at South Carolina

03/03/24 Colonial Life Arena, Columbia

2023-24 Women's Basketball

Game Time: 12:00 PM
Game Duration: 2:06
Attendance: 18,000

Officials: Roy Gulbeyan, Talisa Green, Kevin Pethetel

Tennessee - 68 **Record: 17-11 (10-6)**

NO.	Name		Min	FG M-A	3P M-A	FT M-A	Rebounds OR	DR	TOT	Fouls PF	FD	TP	AS	TO	ST	Blocks BS	BA	+/-
1	Sara Puckett	F	15:47	1-7	0-2	0-0	2	0	2	2	1	2	2	1	1	0	1	-2
2	Rickea Jackson	F	37:31	11-23	0-2	7-10	2	6	8	3	7	29	2	4	1	3	1	-5
20	Tamari Key	C	21:00	0-1	0-0	2-2	2	1	3	3	2	2	1	1	0	3	0	5
0	Jewel Spear	G	34:42	5-15	2-7	0-0	0	7	7	1	3	12	1	2	0	0	2	-1
15	Jasmine Powell	G	34:38	3-7	2-4	4-6	1	5	6	3	5	12	3	1	0	0	1	-3
21	Tess Darby		26:34	2-9	0-4	1-2	1	5	6	1	1	5	1	1	0	0	0	-7
53	Jillian Hollingshead		10:21	0-0	0-0	2-2	0	1	1	2	1	2	0	1	0	1	0	-12
5	Kaiya Wynn		07:23	0-1	0-0	0-0	0	1	1	2	0	0	1	1	0	0	0	-9
11	Karoline Striplin		10:24	2-3	0-0	0-0	0	0	0	2	0	4	0	1	0	1	0	-4
13	Avery Strickland		01:41	0-0	0-0	0-0	1	0	1	0	0	0	0	0	0	0	0	-2
Team							3	3	6			0		1				
Totals				24-66	4-19	16-22	12	29	41	19	20	68	11	14	2	8	5	-8

Technical Fouls::NONE

Shooting By Period		
1st FG%	5-14	35.7%
3PT%	0-3	0.0%
FT%	4-4	100%
2nd FG%	5-15	33.3%
3PT%	2-8	25.0%
FT%	6-7	85.7%
3rd FG%	8-21	38.1%
3PT%	0-3	0.0%
FT%	0-0	0%
4th FG%	6-16	37.5%
3PT%	2-5	40.0%
FT%	6-11	54.5%
GM FG%	24-66	36.4%
3PT%	4-19	21.1%
FT%	16-22	72.7%

Dead Ball Rebounds: 5, 1

South Carolina - 76 **Record: 29-0 (16-0)**

NO.	Name		Min	FG M-A	3P M-A	FT M-A	Rebounds OR	DR	TOT	Fouls PF	FD	TP	AS	TO	ST	Blocks BS	BA	+/-
20	Sania Feagin	F	18:29	0-3	0-0	1-2	1	2	3	3	2	1	1	0	0	2	0	14
10	Kamilla Cardoso	C	24:03	6-13	0-0	6-7	9	5	14	5	5	18	2	1	1	0	2	4
0	Te-Hina Paopao	G	34:24	5-12	2-5	2-2	1	3	4	0	1	14	4	0	0	0	0	14
12	MiLaysia Fulwiley	G	20:21	4-12	1-4	4-7	2	3	5	2	5	13	3	2	3	0	1	1
23	Bree Hall	G	28:42	5-16	1-4	2-2	4	2	6	1	2	13	0	0	1	3	2	8
2	Ashlyn Watkins		19:08	5-11	0-0	3-6	4	0	4	3	4	13	1	1	1	0	1	1
5	Tessa Johnson		17:58	2-5	0-1	0-0	0	2	2	0	0	4	2	1	1	0	0	9
25	Raven Johnson		21:21	0-6	0-2	0-0	2	6	8	3	0	0	4	3	1	0	1	-1
21	Chloe Kitts		13:06	0-3	0-0	0-0	0	2	2	3	0	0	0	1	0	0	1	-9
35	Sakima Walker		02:28	0-0	0-0	0-0	0	0	0	0	0	0	0	0	0	0	0	-1
Team							3	6	9			0		1				
Totals				27-81	4-16	18-26	26	31	57	20	19	76	17	10	8	5	8	8

Technical Fouls::NONE

Shooting By Period		
1st FG%	8-23	34.8%
3PT%	1-3	33.3%
FT%	3-4	75%
2nd FG%	6-17	35.3%
3PT%	2-7	28.6%
FT%	6-7	85.7%
3rd FG%	7-17	41.2%
3PT%	1-2	50.0%
FT%	4-7	57.1%
4th FG%	6-24	25.0%
3PT%	0-4	0.0%
FT%	5-8	62.5%
GM FG%	27-81	33.3%
3PT%	4-16	25.0%
FT%	18-26	69.2%

Dead Ball Rebounds: 6, 0

	TEN	USC
Biggest lead	2 (1st 8:33)	15 (3rd 0:56)
Best Scoring Run	10(4th 7:27)	7(1st 6:56)
Lead Changes	4	
Times Tied	4	
Time with Lead	02:01	35:53

Points from	TEN	USC
Turnovers	7	13
Paint	28	38
Second Chance	15	14
Fast Breaks	13	19
Bench	11	17

Period by Period Scoring	1st	2nd	3rd	4th	TOT
TEN	14	18	16	20	68
USC	20	20	19	17	76

Official Basketball Box Score - Final

Texas A&M at South Carolina

03/08/24 Bon Secours Wellness Arena, Greenville

2023-24 Women's Basketball

Game Time: 12:00 PM
Game Duration: 1:59

Officials: Gina Cross, Angelica Suffren, Timothy Greene

Texas A&M - 68 **Record: 19-12**

NO.	Name		Min	FG M-A	3P M-A	FT M-A	Rebounds OR	DR	TOT	Fouls PF	FD	TP	AS	TO	ST	Blocks BS	BA	+/-
2	Janiah Barker	F	22:28	5-14	1-3	0-0	1	1	2	5	1	11	1	2	1	1	0	-13
32	Lauren Ware	F	31:58	4-5	0-0	2-3	2	5	7	3	3	10	0	0	1	2	0	-15
4	Kay Kay Green	G	26:54	0-1	0-1	0-0	1	0	1	0	0	0	3	0	0	0	0	-2
5	Aicha Coulibaly	G	28:14	8-16	3-4	13-15	5	1	6	1	8	32	2	4	3	0	2	-6
24	Sahara Jones	G	18:14	1-2	0-0	1-2	0	0	0	1	1	3	1	2	0	0	0	-13
1	Endyia Rogers		24:10	3-10	1-6	0-0	1	1	2	2	0	7	4	2	1	0	0	-15
00	Sydney Bowles		18:51	1-8	1-5	0-2	1	1	2	1	2	3	1	0	0	0	0	6
14	Maliyah Johnson		11:15	0-1	0-0	0-0	0	0	0	2	1	0	0	1	0	0	0	-2
3	Tineya Hylton		16:04	1-5	0-1	0-0	1	2	3	1	1	2	2	2	0	0	0	9
15	Solè Williams		01:52	0-1	0-0	0-0	0	0	0	0	0	0	0	0	1	0	1	-4
Team							4	1	5			0		1				
Totals				23-63	6-20	16-22	16	12	28	16	17	68	14	14	7	3	3	-11

Technical Fouls: Johnson 4th 5:31

Shooting By Period		
1st FG%	4-14	28.6%
3PT%	2-4	50.0%
FT%	3-6	50%
2nd FG%	4-16	25.0%
3PT%	1-6	16.7%
FT%	0-0	0%
3rd FG%	8-15	53.3%
3PT%	1-4	25.0%
FT%	9-11	81.8%
4th FG%	7-18	38.9%
3PT%	2-6	33.3%
FT%	4-5	80%
GM FG%	23-63	36.5%
3PT%	6-20	30.0%
FT%	16-22	72.7%

Dead Ball Rebounds: 6, 0

South Carolina - 79 **Record: 30-0**

NO.	Name		Min	FG M-A	3P M-A	FT M-A	Rebounds OR	DR	TOT	Fouls PF	FD	TP	AS	TO	ST	Blocks BS	BA	+/-
21	Chloe Kitts	F	17:53	4-8	0-0	0-1	2	4	6	3	1	8	1	2	0	0	0	7
10	Kamilla Cardoso	C	24:25	6-7	0-0	5-6	5	1	6	3	7	17	3	1	0	1	1	20
0	Te-Hina Paopao	G	25:10	2-8	2-4	2-2	0	4	4	0	0	8	2	2	0	0	1	13
23	Bree Hall	G	21:32	2-3	1-2	0-2	0	1	1	1	1	5	3	3	1	0	0	13
25	Raven Johnson	G	29:14	3-3	0-0	0-0	1	5	6	1	0	6	5	4	0	0	0	2
2	Ashlyn Watkins		18:54	5-11	0-0	0-0	3	2	5	4	0	10	1	4	0	1	0	-6
5	Tessa Johnson		27:42	3-5	1-2	6-7	1	1	2	1	4	13	0	2	0	1	0	7
12	MiLaysia Fulwiley		16:45	1-6	0-0	4-4	0	3	3	2	2	6	4	1	0	0	0	-2
20	Sania Feagin		17:34	3-5	0-0	0-0	1	2	3	2	0	6	1	3	0	0	1	1
35	Sakima Walker		00:51	0-0	0-0	0-0	0	0	0	0	0	0	0	0	0	0	0	0
Team							3	1	4			0		2				
Totals				29-56	4-8	17-22	16	24	40	17	15	79	20	24	1	3	3	11

Technical Fouls::NONE

Shooting By Period		
1st FG%	6-14	42.9%
3PT%	2-3	66.7%
FT%	2-2	100%
2nd FG%	5-12	41.7%
3PT%	1-2	50.0%
FT%	6-6	100%
3rd FG%	11-14	78.6%
3PT%	0-0	0.0%
FT%	2-2	100%
4th FG%	7-16	43.8%
3PT%	1-3	33.3%
FT%	7-12	58.3%
GM FG%	29-56	51.8%
3PT%	4-8	50.0%
FT%	17-22	77.3%

Dead Ball Rebounds: 4, 0

	TAM	USC
Biggest lead	1 (2nd 8:46)	18 (4th 4:17)
Best Scoring Run	5(3rd 0:44)	9(2nd 5:52)
Lead Changes	2	
Times Tied	3	
Time with Lead	00:18	38:02

Points from	TAM	USC
Turnovers	16	15
Paint	28	44
Second Chance	11	14
Fast Breaks	4	8
Bench	12	35

Period by Period Scoring	1st	2nd	3rd	4th	TOT
TAM	13	9	26	20	68
USC	16	17	24	22	79

2023-24 South Carolina Women's Basketball
Team Game-by-Game
All games

				Total		3-Pointers		Free throws		Rebounds										
Opponent	**Date**	**Score**		**FG-FGA**	**PCT**	**3FG-3FGA**	**PCT**	**FT-FTA**	**PCT**	**OFF**	**DEF**	**TOT**	**AVG**	**PF**	**A**	**TO**	**BLK**	**STL**	**PTS**	**AVG**
vs Notre Dame	11/06/2023	100-71	W	43-79	.544	5-16	.313	9-13	.692	16	31	47	47.0	18	29	14	11	12	100	100.0
Maryland	11/12/2023	114-76	W	43-83	.518	12-24	.500	16-25	.640	19	34	53	50.0	20	30	10	11	9	114	107.0
Clemson	11/16/2023	109-40	W	44-83	.530	10-26	.385	11-20	.550	25	48	73	57.7	16	30	13	9	11	109	107.7
South Dakota St.	11/20/2023	78-38	W	34-79	.430	0-12	.000	10-18	.556	21	31	52	56.3	7	16	7	16	15	78	100.3
Mississippi Val.	11/24/2023	101-19	W	41-75	.547	5-20	.250	14-22	.636	17	49	66	58.2	9	27	15	15	9	101	100.4
at North Carolina	11/30/2023	65-58	W	22-56	.393	6-11	.545	15-22	.682	6	33	39	55.0	20	8	13	7	6	65	94.5
at Duke	12/03/2023	77-61	W	26-52	.500	9-15	.600	16-23	.696	13	32	45	53.6	6	12	20	3	7	77	92.0
Morgan St.	12/06/2023	104-38	W	41-60	.683	9-16	.563	13-17	.765	9	38	47	52.8	9	26	16	7	11	104	93.5
vs Utah	12/10/2023	78-69	W	30-55	.545	6-16	.375	12-18	.667	9	28	37	51.0	19	13	23	7	6	78	91.8
Presbyterian	12/16/2023	99-29	W	38-73	.521	10-22	.455	13-21	.619	19	36	55	51.4	6	21	8	17	14	99	92.5
at Bowling Green	12/19/2023	93-62	W	37-63	.587	9-16	.563	10-13	.769	8	28	36	50.0	18	21	12	4	10	93	92.5
at East Carolina	12/30/2023	73-36	W	25-61	.410	5-13	.385	18-34	.529	17	41	58	50.7	18	17	11	8	6	73	90.9
at Florida	01/04/2024	89-66	W	35-70	.500	6-15	.400	13-15	.867	11	40	51	50.7	13	14	18	9	8	89	90.8
Mississippi St.	01/07/2024	85-66	W	32-68	.471	6-12	.500	15-20	.750	16	28	44	50.2	12	17	11	6	8	85	90.4
at Missouri	01/11/2024	81-57	W	33-64	.516	8-15	.533	7-8	.875	8	29	37	49.3	13	12	11	7	7	81	89.7
Kentucky	01/15/2024	98-36	W	40-68	.588	10-17	.588	8-12	.667	12	33	45	49.1	9	22	14	8	14	98	90.3
at Texas A&M	01/21/2024	99-64	W	39-58	.672	7-13	.538	14-17	.824	6	36	42	48.6	21	24	14	7	4	99	90.8
at LSU	01/25/2024	76-70	W	31-65	.477	7-20	.350	7-13	.538	12	27	39	48.1	11	15	12	4	6	76	89.9
Vanderbilt	01/28/2024	91-74	W	35-68	.515	7-23	.304	14-18	.778	14	23	37	47.5	13	20	6	7	3	91	90.0
at Auburn	02/01/2024	76-54	W	28-67	.418	4-16	.250	16-21	.762	18	30	48	47.6	14	11	15	9	9	76	89.3
Ole Miss	02/04/2024	85-56	W	28-58	.483	2-10	.200	27-42	.643	10	30	40	47.2	17	18	10	7	11	85	89.1
Missouri	02/08/2024	83-45	W	35-73	.479	6-16	.375	7-13	.538	20	27	47	47.2	9	19	11	11	15	83	88.8
UConn	02/11/2024	83-65	W	33-71	.465	7-19	.368	10-12	.833	14	32	46	47.1	15	15	13	6	8	83	88.6
at Tennessee	02/15/2024	66-55	W	28-70	.400	2-9	.222	8-16	.500	19	30	49	47.2	17	17	12	5	9	66	87.6
Georgia	02/18/2024	70-56	W	25-57	.439	9-27	.333	11-17	.647	14	24	38	46.8	15	19	18	7	10	70	86.9
Alabama	02/22/2024	72-44	W	25-65	.385	5-13	.385	17-24	.708	16	31	47	46.8	14	12	15	12	10	72	86.3
at Kentucky	02/25/2024	103-55	W	38-59	.644	8-12	.667	19-21	.905	6	31	37	46.5	18	30	15	10	11	103	87.0
at Arkansas	02/29/2024	98-61	W	40-66	.606	8-19	.421	10-17	.588	14	39	53	46.7	11	23	14	1	9	98	87.4
Tennessee	03/03/2024	76-68	W	27-81	.333	4-16	.250	18-26	.692	26	31	57	47.1	20	17	10	5	8	76	87.0
vs Texas A&M	03/08/2024	79-68	W	29-56	.518	4-8	.500	17-22	.773	16	24	40	46.8	17	20	24	3	1	79	86.7
Total		**2601**		**1005-2003**	**.502**	**196-487**	**.402**	**395-580**	**.681**	**431**	**974**	**1405**	**46.8**	**425**	**575**	**405**	**239**	**267**	**2601**	**86.7**
Opponents		1657		614-1946	.316	157-604	.260	272-405	.672	385	633	1018	33.9	509	299	483	93	201	1657	55.2

South Carolina Averages

Games Played	Points/ game	FG Pct	3FG Pct	FT Pct	Rebounds/ game	Assists/ game	Turnovers/ game	Assist/Turnover ratio	Steals/ game	Blocks/ game
30	86.7	50.2	40.2	68.1	46.8	19.2	13.5	1.4	8.9	8.0

2023-24 South Carolina Women's Basketball
Opponents Game-by-Game
All games

				Total		3-Pointers		Free throws		Rebounds										
Opponent	**Date**	**Score**		**FG-FGA**	**PCT**	**3FG-3FGA**	**PCT**	**FT-FTA**	**PCT**	**OFF**	**DEF**	**TOT**	**AVG**	**PF**	**A**	**TO**	**BLK**	**STL**	**PTS**	**AVG**
vs Notre Dame	11/06/2023	100-71	W	25-76	.329	6-20	.300	15-21	.714	21	23	44	44.0	19	12	18	4	9	71	71.0
Maryland	11/12/2023	114-76	W	29-71	.408	10-22	.455	8-12	.667	11	22	33	38.5	22	15	15	1	4	76	73.5
Clemson	11/16/2023	109-40	W	16-72	.222	3-28	.107	5-11	.455	11	16	27	34.7	12	7	16	1	7	40	62.3
South Dakota St.	11/20/2023	78-38	W	17-62	.274	2-13	.154	2-4	.500	13	26	39	35.8	15	5	21	2	3	38	56.3
Mississippi Val.	11/24/2023	101-19	W	8-67	.119	1-19	.053	2-8	.250	12	21	33	35.2	19	4	19	3	6	19	48.8
at North Carolina	11/30/2023	65-58	W	21-67	.313	4-21	.190	12-17	.706	15	30	45	36.8	25	12	14	7	5	58	50.3
at Duke	12/03/2023	77-61	W	24-65	.369	11-23	.478	2-2	1.000	7	17	24	35.0	19	14	16	8	11	61	51.9
Morgan St.	12/06/2023	104-38	W	12-59	.203	3-17	.176	11-13	.846	10	11	21	33.3	12	6	19	0	11	38	50.1
vs Utah	12/10/2023	78-69	W	28-62	.452	5-20	.250	8-11	.727	8	20	28	32.7	22	13	17	1	11	69	52.2
Presbyterian	12/16/2023	99-29	W	10-64	.156	4-17	.235	5-8	.625	17	16	33	32.7	13	4	23	0	3	29	49.9
at Bowling Green	12/19/2023	93-62	W	20-55	.364	11-29	.379	11-16	.688	9	20	29	32.4	12	16	15	1	6	62	51.0
at East Carolina	12/30/2023	73-36	W	13-67	.194	2-12	.167	8-21	.381	15	27	42	33.2	23	3	13	2	8	36	49.8
at Florida	01/04/2024	89-66	W	26-79	.329	7-28	.250	7-12	.583	14	24	38	33.5	14	11	14	1	10	66	51.0
Mississippi St.	01/07/2024	85-66	W	27-75	.360	3-19	.158	9-16	.563	22	21	43	34.2	17	10	12	3	6	66	52.1
at Missouri	01/11/2024	81-57	W	19-56	.339	10-25	.400	9-11	.818	8	22	30	33.9	15	16	17	2	2	57	52.4
Kentucky	01/15/2024	98-36	W	15-61	.246	4-18	.222	2-6	.333	14	17	31	33.8	15	7	24	5	9	36	51.4
at Texas A&M	01/21/2024	99-64	W	21-69	.304	5-22	.227	17-21	.810	14	15	29	33.5	17	8	9	1	6	64	52.1
at LSU	01/25/2024	76-70	W	30-67	.448	6-18	.333	4-9	.444	13	24	37	33.7	15	17	12	7	6	70	53.1
Vanderbilt	01/28/2024	91-74	W	27-67	.403	8-25	.320	12-13	.923	15	20	35	33.7	14	13	9	2	3	74	54.2
at Auburn	02/01/2024	76-54	W	19-59	.322	3-10	.300	13-16	.813	11	24	35	33.8	17	10	17	9	7	54	54.2
Ole Miss	02/04/2024	85-56	W	19-56	.339	2-7	.286	16-21	.762	10	27	37	34.0	31	4	21	3	4	56	54.3
Missouri	02/08/2024	83-45	W	15-53	.283	9-27	.333	6-8	.750	11	22	33	33.9	13	10	21	2	6	45	53.9
UConn	02/11/2024	83-65	W	26-71	.366	7-23	.304	6-10	.600	13	24	37	34.0	11	12	13	4	5	65	54.3
at Tennessee	02/15/2024	66-55	W	21-65	.323	2-17	.118	11-14	.786	14	28	42	34.4	15	7	13	4	5	55	54.4
Georgia	02/18/2024	70-56	W	21-56	.375	4-11	.364	10-13	.769	10	20	30	34.2	15	10	18	2	14	56	54.4
Alabama	02/22/2024	72-44	W	15-68	.221	3-19	.158	11-14	.786	20	25	45	34.6	18	7	19	4	11	44	54.0
at Kentucky	02/25/2024	103-55	W	22-65	.338	4-14	.286	7-18	.389	14	14	28	34.4	20	12	19	0	7	55	54.1
at Arkansas	02/29/2024	98-61	W	21-63	.333	8-41	.195	11-15	.733	5	16	21	33.9	14	9	11	3	7	61	54.3
Tennessee	03/03/2024	76-68	W	24-66	.364	4-19	.211	16-22	.727	12	29	41	34.1	19	11	14	8	2	68	54.8
vs Texas A&M	03/08/2024	79-68	W	23-63	.365	6-20	.300	16-22	.727	16	12	28	33.9	16	14	14	3	7	68	55.2
Total		**1657**		**614-1946**	**.316**	**157-604**	**.260**	**272-405**	**.672**	**385**	**633**	**1018**	**33.9**	**509**	**299**	**483**	**93**	**201**	**1657**	**55.2**
South Carolina		2601		1005-2003	.502	196-487	.402	395-580	.681	431	974	1405	46.8	425	575	405	239	267	2601	86.7

Opponents Averages

Games Played	Points/ game	FG Pct	3FG Pct	FT Pct	Rebounds/ game	Assists/ game	Turnovers/ game	Assist/Turnover ratio	Steals/ game	Blocks/ game
30	55.2	31.6	26.0	67.2	33.9	10.0	16.1	0.6	6.7	3.1

2023-24 South Carolina Women's Basketball
Points-rebounds-assists
All games

Opponent	Date	Score		0 PAOPAO,TE-	2 WATKINS,AS	5 JOHNSON,TE	10 CARDOSO,KA	12 FULWILEY,M	20 FEAGIN,SAN	21 KITTS,CHLO	23 HALL,BREE	24 JAH,SAHNYA	25 JOHNSON,RA	35 WALKER,SAK
vs Notre Dame	11/06/2023	100-71	W	14-3-6	7-5-2	1-0-2	20-15-1	17-1-6	12-4-0	7-1-2	7-3-1	4-5-2	11-2-7	0-1-0
Maryland	11/12/2023	114-76	W	14-0-8	13-11-2	12-7-4	12-7-2	12-1-2	8-6-1	13-10-1	12-1-2	7-1-0	8-3-8	3-1-0
Clemson	11/16/2023	109-40	W	14-3-1	12-10-1	DNP	15-13-4	18-9-3	6-6-1	12-2-1	8-5-1	8-4-1	6-8-17	10-6-0
South Dakota St.	11/20/2023	78-38	W	DNP	8-5-3	DNP	23-10-0	11-5-3	6-6-1	5-9-0	5-7-2	2-1-1	18-3-6	0-1-0
Mississippi Val.	11/24/2023	101-19	W	10-8-1	14-7-1	DNP	14-10-3	17-4-5	12-5-4	11-5-1	5-2-3	2-7-4	12-8-5	4-5-0
at North Carolina	11/30/2023	65-58	W	14-5-4	10-4-0	0-0-0	6-16-2	0-0-0	0-0-0	11-3-0	15-1-0	0-0-0	9-7-2	0-0-0
at Duke	12/03/2023	77-61	W	12-1-1	2-4-0	0-1-0	15-14-2	9-0-1	1-1-0	14-9-3	13-3-1	DNP	11-4-4	0-0-0
Morgan St.	12/06/2023	104-38	W	12-1-5	8-4-1	16-1-1	10-7-0	14-1-6	10-6-1	7-14-4	9-1-3	6-2-0	12-2-5	0-1-0
vs Utah	12/10/2023	78-69	W	15-3-2	8-6-0	2-0-0	17-6-1	11-2-1	3-3-1	11-7-4	7-4-0	DNP	2-2-4	2-1-0
Presbyterian	12/16/2023	99-29	W	6-2-6	10-12-1	13-1-3	12-9-3	18-7-4	2-2-1	11-10-2	10-3-0	5-5-1	DNP	12-1-0
at Bowling Green	12/19/2023	93-62	W	12-4-6	9-8-0	4-1-0	11-4-5	6-3-1	5-5-2	21-6-1	18-2-2	0-0-0	5-2-4	2-0-0
at East Carolina	12/30/2023	73-36	W	9-1-2	11-5-1	0-2-0	12-10-5	12-9-3	9-4-0	7-10-3	5-2-0	4-2-0	4-7-3	0-3-0
at Florida	01/04/2024	89-66	W	17-3-4	6-8-1	8-1-1	10-15-1	10-2-0	0-2-1	5-7-1	15-4-0	2-1-0	16-4-5	0-2-0
Mississippi St.	01/07/2024	85-66	W	12-3-5	9-10-1	4-1-2	13-14-6	9-1-0	0-1-0	12-4-0	15-3-1	2-2-0	7-5-2	2-0-0
at Missouri	01/11/2024	81-57	W	15-6-3	10-6-1	6-1-0	7-8-1	0-2-1	10-4-4	2-2-0	21-4-0	DNP	10-2-2	DNP
Kentucky	01/15/2024	98-36	W	14-3-5	10-8-3	11-2-0	12-11-3	14-3-1	8-2-1	9-4-0	7-4-2	2-0-1	11-3-6	0-1-0
at Texas A&M	01/21/2024	99-64	W	10-1-5	4-6-2	0-0-1	17-13-1	21-1-3	15-4-0	13-10-5	8-6-3	1-0-0	6-0-4	4-0-0
at LSU	01/25/2024	76-70	W	12-0-6	2-1-0	0-0-0	11-8-2	8-4-0	6-4-1	14-3-1	10-5-1	DNP	13-9-4	DNP
Vanderbilt	01/28/2024	91-74	W	9-2-4	11-8-1	6-1-0	23-6-0	10-2-3	9-1-1	2-4-1	11-4-3	DNP	10-3-7	DNP
at Auburn	02/01/2024	76-54	W	5-3-3	14-15-0	8-2-1	13-6-0	15-2-0	4-1-0	DNP	0-2-1	3-0-0	10-5-6	4-4-0
Ole Miss	02/04/2024	85-56	W	11-3-3	11-10-1	3-5-2	17-4-3	14-1-1	10-1-1	2-2-0	10-7-1	1-2-0	5-4-6	1-0-0
Missouri	02/08/2024	83-45	W	6-2-1	9-7-3	6-5-5	DNP	19-1-4	11-5-2	12-8-2	10-7-0	DNP	6-8-2	4-1-0
UConn	02/11/2024	83-65	W	21-3-2	15-9-3	9-2-0	DNP	6-4-3	4-3-0	14-4-1	4-0-1	DNP	10-12-5	0-0-0
at Tennessee	02/15/2024	66-55	W	4-0-4	14-10-1	3-0-0	18-10-3	5-2-0	7-1-0	6-4-2	7-3-2	DNP	2-15-5	DNP
Georgia	02/18/2024	70-56	W	15-2-2	3-3-1	0-0-0	16-16-5	4-3-5	2-0-0	12-7-2	9-1-2	DNP	9-5-2	0-0-0
Alabama	02/22/2024	72-44	W	5-3-4	14-10-0	12-4-1	DNP	9-3-2	10-7-0	9-7-2	13-1-0	DNP	0-5-2	0-3-1
at Kentucky	02/25/2024	103-55	W	11-2-4	13-3-4	5-1-3	DNP	17-3-3	16-6-4	10-12-5	18-1-1	DNP	9-6-5	4-2-1
at Arkansas	02/29/2024	98-61	W	8-4-5	21-11-0	12-5-1	11-3-1	17-4-2	7-9-3	10-5-2	4-1-2	DNP	4-6-7	4-2-0
Tennessee	03/03/2024	76-68	W	14-4-4	13-4-1	4-2-2	18-14-2	13-5-3	1-3-1	0-2-0	13-6-0	DNP	0-8-4	0-0-0
vs Texas A&M	03/08/2024	79-68	W	8-4-2	10-5-1	13-2-0	17-6-3	6-3-4	6-3-1	8-6-1	5-1-3	DNP	6-6-5	0-0-0

2 NCAA CHAMPIONSHIPS • 5 NCAA FINAL FOURS • 13 NCAA SWEET 16s • 8 SEC CHAMPIONSHIPS • 7 SEC TOURNAMENT TITLES • 22 ALL-AMERICANS

2023-24 VS. RANKED OPPONENTS

2023-24 South Carolina Women's Basketball
Combined Team Statistics
Specific games

Page 1/1
as of Feb 12, 2024

Game Records

Record	Overall	Home	Away	Neutral
ALL GAMES	6-0	2-0	2-0	2-0
CONFERENCE	1-0	0-0	1-0	0-0
NON-CONFERENCE	5-0	2-0	1-0	2-0

Score by Periods

Team	1st	2nd	3rd	4th	OT	TOT
South Carolina	114	129	138	135	0	516
Opponents	111	92	103	103	0	409

Team Box Score

No.	Player				Total		3-Point		F-Throw		Rebounds											
		GP-GS	MIN	AVG	FG-FGA	FG%	3FG-3FGA	3FG%	FT-FTA	FT%	OFF	DEF	TOT	AVG	PF	DQ	A	TO	BLK	STL	PTS	AVG
0	PAOPAO, Te-Hina	6-6	199:38	33.3	34-71	.479	19-39	.487	3-4	.750	0	14	14	2.3	7	0	28	12	0	9	90	15.0
10	CARDOSO, Kamilla	5-5	139:41	27.9	27-46	.587	0-0	.000	12-15	.800	12	40	52	10.4	16	1	8	11	14	4	66	13.2
21	KITTS, Chloe	6-6	128:59	21.5	27-51	.529	1-1	1.000	15-25	.600	10	18	28	4.7	12	1	9	9	4	1	70	11.7
23	HALL, Bree	6-6	169:43	28.3	20-49	.408	8-23	.348	7-7	1.000	2	12	14	2.3	5	0	5	4	6	3	55	9.2
2	WATKINS, Ashlyn	6-1	111:35	18.6	23-39	.590	0-0	.000	9-14	.643	15	21	36	6.0	20	0	7	5	16	3	55	9.2
12	FULWILEY, MiLaysia	6-0	85:49	14.3	21-44	.477	8-18	.444	4-6	.667	2	10	12	2.0	11	0	12	9	5	11	54	9.0
25	JOHNSON, Raven	6-6	187:25	31.2	21-54	.389	3-13	.231	8-12	.667	4	31	35	5.8	9	0	30	17	0	8	53	8.8
20	FEAGIN, Sania	6-0	67:42	11.3	16-25	.640	0-0	.000	1-4	.250	10	10	20	3.3	12	0	3	8	0	2	33	5.5
5	JOHNSON, Tessa	6-0	68:48	11.5	7-18	.389	4-11	.364	6-9	.667	0	9	9	1.5	5	0	6	5	0	5	24	4.0
24	JAH, Sahnya	3-0	14:17	4.8	5-9	.556	0-1	.000	1-3	.333	2	4	6	2.0	3	0	2	1	0	1	11	3.7
35	WALKER, Sakima	5-0	26:24	5.3	1-3	.333	0-0	.000	3-4	.750	2	1	3	0.6	3	0	0	4	1	0	5	1.0
Team											17	15	32									
Total		**6**	**1200**		**202-409**	**.494**	**43-106**	**.406**	**69-103**	**.670**	**76**	**185**	**261**	**43.5**	**103**	**2**	**110**	**85**	**46**	**47**	**516**	**86.0**
Opponents		**6**	**1200**		**159-414**	**.384**	**38-124**	**.306**	**53-80**	**.663**	**81**	**143**	**224**	**37.3**	**114**	**3**	**81**	**89**	**24**	**40**	**409**	**68.2**

Team Statistics

	USC	OPP
Scoring	**516**	**409**
Points per game	86.0	68.2
Scoring margin	+17.8	-
Field goals-att	**202-409**	**159-414**
Field goal pct	.494	.384
3 point fg-att	**43-106**	**38-124**
3-point FG pct	.406	.306
3-pt FG made per game	7.2	6.3
Free throws-att	**69-103**	**53-80**
Free throw pct	.670	.663
F-Throws made per game	11.5	8.8
Rebounds	**261**	**224**
Rebounds per game	43.5	37.3
Rebounding margin	+6.2	-
Assists	**110**	**81**
Assists per game	18.3	13.5
Turnovers	**85**	**89**
Turnovers per game	14.2	14.8
Turnover margin	+0.7	-
Assist/turnover ratio	1.3	0.9
Steals	**47**	**40**
Steals per game	7.8	6.7
Blocks	**46**	**24**
Blocks per game	7.7	4.0
Winning streak	**6**	**-**
Home win streak	2	-
Attendance	**34174**	**19524**
Home games-Avg/Game	2-17087	2-9762
Neutral site-Avg/Game	-	2-5816

Team Results

Date	Opponent		Score	Att.
11/06/2023	vs Notre Dame	W	100-71	3203
11/12/2023	Maryland	W	114-76	16007
11/30/2023	at North Carolina	W	65-58	6319
12/10/2023	vs Utah	W	78-69	8428
01/25/2024	at LSU	W	76-70	13205
02/11/2024	UConn	W	83-65	18167

LAST 5 GAMES

2023-24 South Carolina Women's Basketball
Combined Team Statistics
Specific games

Page 1/1
as of Mar 08, 2024

Game Records

Record	Overall	Home	Away	Neutral
ALL GAMES	5-0	2-0	2-0	1-0
CONFERENCE	4-0	2-0	2-0	0-0
NON-CONFERENCE	1-0	0-0	0-0	1-0

Score by Periods

Team	1st	2nd	3rd	4th	OT	TOT
South Carolina	98	97	124	109	0	428
Opponents	63	55	100	78	0	296

Team Box Score

No.	Player				Total		3-Point		F-Throw		Rebounds											
		GP-GS	MIN	AVG	FG-FGA	FG%	3FG-3FGA	3FG%	FT-FTA	FT%	OFF	DEF	TOT	AVG	PF	DQ	A	TO	BLK	STL	PTS	AVG
10	CARDOSO, Kamilla	3-3	64:19	21.4	17-28	.607	0-0	.000	12-15	.800	15	8	23	7.7	8	1	6	2	2	1	46	15.3
2	WATKINS, Ashlyn	5-2	103:07	20.6	29-52	.558	0-0	.000	13-20	.650	15	18	33	6.6	10	0	6	10	4	4	71	14.2
12	FULWILEY, MiLaysia	5-1	102:43	20.5	17-44	.386	4-16	.250	24-30	.800	3	15	18	3.6	12	0	14	9	1	10	62	12.4
23	HALL, Bree	5-5	133:46	26.8	23-43	.535	5-14	.357	2-4	.500	4	6	10	2.0	7	0	6	7	4	3	53	10.6
0	PAOPAO, Te-Hina	5-5	134:43	26.9	16-37	.432	10-20	.500	4-4	1.000	2	15	17	3.4	3	0	19	8	2	3	46	9.2
5	JOHNSON, Tessa	5-0	108:40	21.7	14-23	.609	8-11	.727	10-11	.909	2	12	14	2.8	6	0	7	11	1	5	46	9.2
20	FEAGIN, Sania	5-2	100:15	20.1	16-34	.471	0-0	.000	8-11	.727	9	19	28	5.6	9	0	9	7	8	1	40	8.0
21	KITTS, Chloe	5-3	94:11	18.8	16-35	.457	0-0	.000	5-9	.556	7	25	32	6.4	11	0	10	5	3	3	37	7.4
25	JOHNSON, Raven	5-4	118:02	23.6	7-24	.292	2-7	.286	3-6	.500	8	23	31	6.2	5	0	23	13	2	8	19	3.8
35	WALKER, Sakima	5-0	40:14	8.0	4-7	.571	0-0	.000	0-0	.000	3	4	7	1.4	9	1	2	3	4	1	8	1.6
Team											10	11	21					3				
Total		**5**	**1000**		**159-327**	**.486**	**29-68**	**.426**	**81-110**	**.736**	**78**	**156**	**234**	**46.8**	**80**	**2**	**102**	**78**	**31**	**39**	**428**	**85.6**
Opponents		**5**	**1000**		**105-325**	**.323**	**25-113**	**.221**	**61-91**	**.670**	**67**	**96**	**163**	**32.6**	**87**	**4**	**53**	**77**	**18**	**34**	**296**	**59.2**

Team Statistics

	USC	OPP
Scoring	**428**	**296**
Points per game	85.6	59.2
Scoring margin	+26.4	-
Field goals-att	**159-327**	**105-325**
Field goal pct	.486	.323
3 point fg-att	**29-68**	**25-113**
3-point FG pct	.426	.221
3-pt FG made per game	5.8	5.0
Free throws-att	**81-110**	**61-91**
Free throw pct	.736	.670
F-Throws made per game	16.2	12.2
Rebounds	**234**	**163**
Rebounds per game	46.8	32.6
Rebounding margin	+14.2	-
Assists	**102**	**53**
Assists per game	20.4	10.6
Turnovers	**78**	**77**
Turnovers per game	15.6	15.4
Turnover margin	-0.2	-
Assist/turnover ratio	1.3	0.7
Steals	**39**	**34**
Steals per game	7.8	6.8
Blocks	**31**	**18**
Blocks per game	6.2	3.6
Winning streak	**5**	**-**
Home win streak	2	-
Attendance	**34229**	**9517**
Home games-Avg/Game	2-17115	2-4759
Neutral site-Avg/Game	-	1-0

Team Results

Date	Opponent		Score	Att.
02/22/2024	Alabama	W	72-44	16229
02/25/2024	at Kentucky	W	103-55	5626
02/29/2024	at Arkansas	W	98-61	3891
03/03/2024	Tennessee	W	76-68	18000
03/08/2024	vs Texas A&M	W	79-68	0

SEC GAMES

2023-24 South Carolina Women's Basketball
Combined Team Statistics
In Conference games

Page 1/1
as of Mar 08, 2024

Game Records

Record	Overall	Home	Away	Neutral
ALL GAMES	16-0	8-0	8-0	0-0
CONFERENCE	16-0	8-0	8-0	0-0
NON-CONFERENCE	0-0	0-0	0-0	0-0

Score by Periods

Team	1st	2nd	3rd	4th	OT	TOT
South Carolina	317	324	368	339	0	1348
Opponents	229	215	255	228	0	927

Team Box Score

No.	Player				Total		3-Point		F-Throw		Rebounds											
		GP-GS	MIN	AVG	FG-FGA	FG%	3FG-3FGA	3FG%	FT-FTA	FT%	OFF	DEF	TOT	AVG	PF	DQ	A	TO	BLK	STL	PTS	AVG
10	CARDOSO, Kamilla	13-13	322:29	24.8	74-134	.552	0-0	.000	38-60	.633	53	75	128	9.8	24	1	28	22	28	10	186	14.3
12	FULWILEY, MiLaysia	16-1	297:36	18.6	64-149	.430	17-56	.304	40-50	.800	8	31	39	2.4	37	0	28	28	7	31	185	11.6
23	HALL, Bree	16-16	444:06	27.8	67-140	.479	23-53	.434	14-17	.824	19	40	59	3.7	21	0	19	17	9	8	171	10.7
0	PAOPAO, Te-Hina	16-16	453:57	28.4	61-134	.455	32-75	.427	14-15	.933	4	37	41	2.6	11	0	62	23	4	10	168	10.5
2	WATKINS, Ashlyn	16-5	360:51	22.6	66-113	.584	0-1	.000	32-52	.615	42	78	120	7.5	35	1	20	23	34	21	164	10.3
21	KITTS, Chloe	15-12	272:39	18.2	51-100	.510	1-1	1.000	15-23	.652	22	59	81	5.4	26	0	23	24	11	10	118	7.9
25	JOHNSON, Raven	16-15	423:29	26.5	47-117	.402	8-29	.276	16-25	.640	20	68	88	5.5	18	0	69	26	5	30	118	7.4
20	FEAGIN, Sania	16-2	235:42	14.7	44-71	.620	1-1	1.000	27-37	.730	17	34	51	3.2	32	0	19	15	11	4	116	7.3
5	JOHNSON, Tessa	16-0	258:33	16.2	30-67	.448	16-34	.471	12-14	.857	4	26	30	1.9	6	0	19	15	0	12	88	5.5
35	WALKER, Sakima	12-0	92:41	7.7	11-21	.524	0-0	.000	1-3	.333	7	8	15	1.3	12	1	2	7	6	3	23	1.9
24	JAH, Sahnya	6-0	37:57	6.3	4-11	.364	1-3	.333	2-4	.500	1	4	5	0.8	5	0	1	3	0	3	11	1.8
Team											25	29	54					3				
Total		**16**	**3200**		**519-1057**	**.491**	**99-253**	**.391**	**211-300**	**.703**	**222**	**489**	**711**	**44.4**	**227**	**3**	**290**	**206**	**115**	**142**	**1348**	**84.3**
Opponents		**16**	**3200**		**342-1025**	**.334**	**82-320**	**.256**	**161-229**	**.703**	**207**	**348**	**555**	**34.7**	**269**	**6**	**162**	**250**	**56**	**105**	**927**	**57.9**

Team Statistics

	USC	OPP
Scoring	**1348**	**927**
Points per game	84.3	57.9
Scoring margin	+26.3	-
Field goals-att	**519-1057**	**342-1025**
Field goal pct	.491	.334
3 point fg-att	**99-253**	**82-320**
3-point FG pct	.391	.256
3-pt FG made per game	6.2	5.1
Free throws-att	**211-300**	**161-229**
Free throw pct	.703	.703
F-Throws made per game	13.2	10.1
Rebounds	**711**	**555**
Rebounds per game	44.4	34.7
Rebounding margin	+9.8	-
Assists	**290**	**162**
Assists per game	18.1	10.1
Turnovers	**206**	**250**
Turnovers per game	12.9	15.6
Turnover margin	+2.8	-
Assist/turnover ratio	1.4	0.6
Steals	**142**	**105**
Steals per game	8.9	6.6
Blocks	**115**	**56**
Blocks per game	7.2	3.5
Winning streak	**16**	**-**
Home win streak	8	-
Attendance	**135623**	**53258**
Home games-Avg/Game	8-16953	8-6657
Neutral site-Avg/Game	-	0-0

Team Results

Date	Opponent		Score	Att.
01/04/2024	at Florida	W	89-66	4192
01/07/2024	Mississippi St.	W	85-66	15751
01/11/2024	at Missouri	W	81-57	4533
01/15/2024	Kentucky	W	98-36	15929
01/21/2024	at Texas A&M	W	99-64	5924
01/25/2024	at LSU	W	76-70	13205
01/28/2024	Vanderbilt	W	91-74	18000
02/01/2024	at Auburn	W	76-54	4814
02/04/2024	Ole Miss	W	85-56	18000
02/08/2024	Missouri	W	83-45	15236
02/15/2024	at Tennessee	W	66-55	11073
02/18/2024	Georgia	W	70-56	18478
02/22/2024	Alabama	W	72-44	16229
02/25/2024	at Kentucky	W	103-55	5626
02/29/2024	at Arkansas	W	98-61	3891
03/03/2024	Tennessee	W	76-68	18000

2023-24 South Carolina Women's Basketball
Combined Team Statistics
All games

Game Records

Record	Overall	Home	Away	Neutral
ALL GAMES	30-0	15-0	12-0	3-0
CONFERENCE	16-0	8-0	8-0	0-0
NON-CONFERENCE	14-0	7-0	4-0	3-0

Score by Periods

Team	1st	2nd	3rd	4th	OT	TOT
South Carolina	626	638	704	633	0	2601
Opponents	423	364	463	407	0	1657

Team Box Score

No.	Player				Total		3-Point		F-Throw		Rebounds											
		GP-GS	MIN	AVG	FG-FGA	FG%	3FG-3FGA	3FG%	FT-FTA	FT%	OFF	DEF	TOT	AVG	PF	DQ	A	TO	BLK	STL	PTS	AVG
10	CARDOSO, Kamilla	26-25	647:31	24.9	146-248	.589	0-0	.000	78-115	.678	94	161	255	9.8	49	2	59	43	68	16	370	14.2
12	FULWILEY, MiLaysia	30-3	568:54	19.0	122-281	.434	31-102	.304	67-86	.779	18	70	88	2.9	69	1	70	54	22	53	342	11.4
0	PAOPAO, Te-Hina	29-29	797:00	27.5	118-248	.476	70-144	.486	23-27	.852	7	72	79	2.7	17	0	108	45	5	24	329	11.3
2	WATKINS, Ashlyn	30-6	612:09	20.4	127-218	.583	0-1	.000	47-84	.560	82	133	215	7.2	71	2	36	42	71	36	301	10.0
23	HALL, Bree	30-30	799:30	26.6	111-241	.461	45-108	.417	27-38	.711	26	68	94	3.1	33	0	38	33	16	17	294	9.8
21	KITTS, Chloe	29-26	558:30	19.3	110-210	.524	1-2	.500	49-75	.653	50	127	177	6.1	45	1	47	45	21	14	270	9.3
25	JOHNSON, Raven	29-27	795:19	27.4	94-206	.456	19-56	.339	25-40	.625	30	124	154	5.3	33	0	144	53	5	60	232	8.0
20	FEAGIN, Sania	30-2	427:53	14.3	82-140	.586	1-3	.333	35-52	.673	37	68	105	3.5	53	0	32	36	17	10	200	6.7
5	JOHNSON, Tessa	27-1	439:38	16.3	53-113	.469	26-56	.464	26-32	.813	7	40	47	1.7	15	0	29	27	1	20	158	5.9
24	JAH, Sahnya	16-0	146:15	9.1	21-58	.362	3-15	.200	4-12	.333	10	22	32	2.0	17	0	10	8	1	10	49	3.1
35	WALKER, Sakima	26-1	207:21	8.0	21-40	.525	0-0	.000	14-19	.737	12	23	35	1.3	23	1	2	13	12	7	56	2.2
Team											58	66	124					6				
Total		**30**	**6000**		**1005-2003**	**.502**	**196-487**	**.402**	**395-580**	**.681**	**431**	**974**	**1405**	**46.8**	**425**	**7**	**575**	**405**	**239**	**267**	**2601**	**86.7**
Opponents		**30**	**6000**		**614-1946**	**.316**	**157-604**	**.260**	**272-405**	**.672**	**385**	**633**	**1018**	**33.9**	**509**	**12**	**299**	**483**	**93**	**201**	**1657**	**55.2**

Team Statistics

	USC	OPP
Scoring	**2601**	**1657**
Points per game	86.7	55.2
Scoring margin	+31.5	-
Field goals-att	**1005-2003**	**614-1946**
Field goal pct	.502	.316
3 point fg-att	**196-487**	**157-604**
3-point FG pct	.402	.260
3-pt FG made per game	6.5	5.2
Free throws-att	**395-580**	**272-405**
Free throw pct	.681	.672
F-Throws made per game	13.2	9.1
Rebounds	**1405**	**1018**
Rebounds per game	46.8	33.9
Rebounding margin	+12.9	-
Assists	**575**	**299**
Assists per game	19.2	10.0
Turnovers	**405**	**483**
Turnovers per game	13.5	16.1
Turnover margin	+2.6	-
Assist/turnover ratio	1.4	0.6
Steals	**267**	**201**
Steals per game	8.9	6.7
Blocks	**239**	**93**
Blocks per game	8.0	3.1
Winning streak	**30**	**-**
Home win streak	15	-
Attendance	**247331**	**75096**
Home games-Avg/Game	15-16489	12-6258
Neutral site-Avg/Game	-	3-3877

Team Results

Date	Opponent		Score	Att.
11/06/2023	vs Notre Dame	W	100-71	3203
11/12/2023	Maryland	W	114-76	16007
11/16/2023	Clemson	W	109-40	16820
11/20/2023	South Dakota St.	W	78-38	14799
11/24/2023	Mississippi Val.	W	101-19	14558
11/30/2023	at North Carolina	W	65-58	6319
12/03/2023	at Duke	W	77-61	5607
12/06/2023	Morgan St.	W	104-38	16181
12/10/2023	vs Utah	W	78-69	8428
12/16/2023	Presbyterian	W	99-29	15176
12/19/2023	at Bowling Green	W	93-62	4195
12/30/2023	at East Carolina	W	73-36	5717
01/04/2024	at Florida	W	89-66	4192
01/07/2024	Mississippi St.	W	85-66	15751
01/11/2024	at Missouri	W	81-57	4533
01/15/2024	Kentucky	W	98-36	15929
01/21/2024	at Texas A&M	W	99-64	5924
01/25/2024	at LSU	W	76-70	13205
01/28/2024	Vanderbilt	W	91-74	18000
02/01/2024	at Auburn	W	76-54	4814
02/04/2024	Ole Miss	W	85-56	18000
02/08/2024	Missouri	W	83-45	15236
02/11/2024	UConn	W	83-65	18167
02/15/2024	at Tennessee	W	66-55	11073
02/18/2024	Georgia	W	70-56	18478
02/22/2024	Alabama	W	72-44	16229
02/25/2024	at Kentucky	W	103-55	5626
02/29/2024	at Arkansas	W	98-61	3891
03/03/2024	Tennessee	W	76-68	18000
03/08/2024	vs Texas A&M	W	79-68	0