



Officials: Terry Oglesby, Bart Lenox, Byron Jarrett

South Carolina - 55

Record: 26-7

NO.	Name	F	Min	FG		3P		FT		Rebounds			Fouls		TP	AS	TO	ST	Blocks		+/-
				M-A	M-A	M-A	OR	DR	TOT	PF	FD	BS	BA								
2	B.J. Mack	F	25:07	3-12	0-4	8-8	3	5	8	2	4	14	0	1	1	0	2	-22			
30	Collin Murray-Boyles	F	27:48	1-9	0-0	2-4	3	5	8	2	2	4	1	1	0	4	0	-23			
5	Meechie Johnson	G	27:53	1-10	1-3	0-0	1	3	4	2	3	3	1	2	1	0	2	-25			
12	Zachary Davis	G	36:16	2-7	0-2	6-8	2	6	8	3	4	10	4	3	0	0	0	-23			
55	Ta'lon Cooper	G	21:55	2-5	2-2	2-4	0	3	3	2	3	8	0	1	0	0	2	-15			
33	Josh Gray		13:08	3-5	0-0	0-1	1	2	3	2	2	6	1	0	0	0	1	-2			
1	Jacobi Wright		23:52	3-7	0-0	2-3	0	0	0	0	2	8	2	1	0	0	1	-21			
0	Ebrima Dibba		09:12	0-0	0-0	0-0	0	1	1	2	0	0	0	0	0	0	0	-16			
15	Morris Ugusuk		08:23	1-2	0-1	0-0	1	0	1	1	0	2	0	1	0	0	0	-7			
4	Stephen Clark		06:26	0-0	0-0	0-0	0	1	1	0	0	0	0	0	0	0	0	-1			
Team										2	1	3			0						
<b>Totals</b>				16-57	3-12	20-28	13	27	40	16	20	55	9	10	2	4	8	-31			

Shooting By Period		
1 <sup>st</sup> FG%	7-28	25.0%
3PT%	2-6	33.3%
FT%	10-15	66.7%
2 <sup>nd</sup> FG%	9-29	31.0%
3PT%	1-6	16.7%
FT%	10-13	76.9%
GM FG%	16-57	28.1%
3PT%	3-12	25.0%
FT%	20-28	71.4%

Dead Ball Rebounds: 6, 0

Technical Fouls::NONE

Auburn - 86

Record: 25-7

NO.	Name	F	Min	FG		3P		FT		Rebounds			Fouls		TP	AS	TO	ST	Blocks		+/-
				M-A	M-A	M-A	OR	DR	TOT	PF	FD	BS	BA								
2	Jaylin Williams	F	20:28	1-2	1-1	0-0	0	5	5	2	1	3	0	1	0	2	1	14			
4	Johni Broome	F	24:42	6-14	2-5	4-7	3	7	10	2	4	18	3	0	0	0	1	21			
10	Chad Baker-Mazara	F	21:12	3-8	0-3	2-2	0	3	3	1	1	8	3	0	0	0	0	14			
1	Aden Holloway	G	22:15	4-8	1-2	0-0	2	3	5	2	1	9	1	0	0	0	0	17			
12	Denver Jones	G	20:18	3-7	1-2	0-1	1	0	1	2	2	7	1	0	3	0	0	19			
5	Chris Moore		16:45	3-3	0-0	0-0	1	1	2	2	1	6	0	0	1	0	0	17			
31	Chaney Johnson		17:29	4-8	1-1	2-2	2	1	3	3	1	11	3	1	0	2	1	17			
0	K.D. Johnson		17:39	4-7	2-3	0-1	1	4	5	3	3	10	3	1	0	0	0	12			
3	Tre Donaldson		15:42	2-3	1-1	0-0	0	1	1	0	0	5	4	0	0	0	0	14			
44	Dylan Cardwell		13:15	3-6	0-0	1-4	2	2	4	4	2	7	0	0	1	4	1	10			
14	Presley Patterson		02:03	0-0	0-0	0-0	0	1	1	0	0	0	0	0	0	0	0	0			
20	Carter Sobera		02:03	0-0	0-0	0-0	0	0	0	0	0	0	0	0	0	0	0	0			
21	Blake Muschalek		02:03	0-0	0-0	0-0	0	0	0	0	0	0	0	0	0	0	0	0			
23	Addarin Scott		02:03	0-1	0-0	0-0	0	1	1	0	0	0	0	0	1	0	0	0			
55	Jalen Harper		02:03	1-2	0-1	0-0	0	0	0	0	0	2	0	0	0	0	0	0			
Team										0	1	1			0						
<b>Totals</b>				34-69	9-19	9-17	12	30	42	21	16	86	18	5	6	8	4	31			

Shooting By Period		
1 <sup>st</sup> FG%	17-35	48.6%
3PT%	3-7	42.9%
FT%	9-14	64.3%
2 <sup>nd</sup> FG%	17-34	50.0%
3PT%	6-12	50.0%
FT%	0-3	0%
GM FG%	34-69	49.3%
3PT%	9-19	47.4%
FT%	9-17	52.9%

Dead Ball Rebounds: 4, 0

Technical Fouls:Johnson 1<sup>st</sup>4:48

	SCAR	AUB
<b>Biggest lead</b>	3 (1 <sup>st</sup> 18:23)	32 (2 <sup>nd</sup> 5:22)
<b>Best Scoring Run</b>	5(1 <sup>st</sup> 18:23)	13(1 <sup>st</sup> 8:18)
<b>Lead Changes</b>	4	
<b>Times Tied</b>	1	
<b>Time with Lead</b>	02:18	36:23

	SCAR	AUB
<b>Points from</b>		
<b>Turnovers</b>	2	17
<b>Paint</b>	22	42
<b>Second Chance</b>	12	11
<b>Fast Breaks</b>	4	6
<b>Bench</b>	16	41

	Period by Period Scoring		
	1st	2nd	TOT
<b>SCAR</b>	26	29	55
<b>AUB</b>	46	40	86



**Officials:** Terry Oglesby, Bart Lenox, Byron Jarrett

**Period 1**

**Quarter Starters:**

<b>AUB</b>	1 Holloway A	2 Williams J	4 Broome J	10 Baker-Mazara C	12 Jones D
<b>SCAR</b>	2 Mack B	5 Johnson M	12 Davis Z	30 Murray-Boyles C	55 Cooper T

Game Time	AUB	Score	Diff	SCAR
20:00	4 BROOME J jumpball lost			30 MURRAY-BOYLES C jumpball won
19:36				2 MACK B 2pt FG in the paint, layup missed
19:31	2 WILLIAMS J defensive rebound (1)			
19:05	4 BROOME J 2pt FG in the paint, layup made (2)	<b>2-0</b>	<b>2</b>	
19:05	10 BAKER-MAZARA C assist (1)			
18:51		<b>2-3</b>	<b>-1</b>	55 COOPER T 3pt FG , jump shot made (3)
18:51				12 DAVIS Z assist (1)
18:35	4 BROOME J 2pt FG in the paint, hook shot missed			
18:32				2 MACK B defensive rebound (1)
18:23		<b>2-5</b>	<b>-3</b>	30 MURRAY-BOYLES C 2pt FG in the paint, layup made (2)
18:07	10 BAKER-MAZARA C 2pt FG in the paint, dunk, made (2)	<b>4-5</b>	<b>-1</b>	
18:07	4 BROOME J assist (1)			
17:38				5 JOHNSON M 3pt FG , jump shot missed
17:35	10 BAKER-MAZARA C defensive rebound (1)			
17:27	2 WILLIAMS J foul drawn (1)			30 MURRAY-BOYLES C foul personal (1 - 1)
17:26	2 WILLIAMS J substitution out			
17:26	10 BAKER-MAZARA C substitution out			
17:26	5 MOORE C substitution in			
17:26	31 JOHNSON C substitution in			
17:22	31 JOHNSON C 2pt FG in the paint, layup blocked			
17:22				30 MURRAY-BOYLES C block (1)
17:22				5 JOHNSON M defensive rebound (1)
17:21	12 JONES D foul personal (1 - 1)			5 JOHNSON M foul drawn (1)
17:09				30 MURRAY-BOYLES C 2pt FG in the paint, dunk, missed
17:09	1 HOLLOWAY A defensive rebound (1)			
16:47	5 MOORE C 2pt FG in the paint, jump shot made (2)	<b>6-5</b>	<b>1</b>	
16:31				30 MURRAY-BOYLES C 2pt FG in the paint, hook shot missed
16:28				2 MACK B offensive rebound (2)
16:27				2 MACK B 2pt FG second chance in the paint, jump shot blocked
16:27	31 JOHNSON C block (1)			
16:22				30 MURRAY-BOYLES C offensive rebound (1)
16:21				30 MURRAY-BOYLES C 2pt FG second chance in the paint, layup missed
16:21				30 MURRAY-BOYLES C offensive rebound (2)
16:21				5 JOHNSON M 3pt FG second chance, jump shot missed
16:20				12 DAVIS Z offensive rebound (1)
16:17	31 JOHNSON C foul shooting (1 - 2)			12 DAVIS Z foul drawn (1)
16:14				12 DAVIS Z free throw 1 - 2 missed
16:14				offensive dead ball rebound (1)
16:10	1 HOLLOWAY A substitution out			
16:10	12 JONES D substitution out			
16:10	0 JOHNSON K substitution in			
16:10	10 BAKER-MAZARA C substitution in			



Official Basketball Play by Play - First Half  
**South Carolina at Auburn**  
 03/15/24 Bridgestone Arena, Nashville, Tennessee  
 2024 Men's Basketball Tournament

**Game Time:** 2:29 PM  
**Game Duration:** 2:07  
**Attendance:** 17,137

**Officials:** Terry Oglesby, Bart Lenox, Byron Jarrett

Game Time	AUB	Score	Diff	SCAR
16:10				2 MACK B substitution out
16:10				33 GRAY J substitution in
16:10	10 BAKER-MAZARA C substitution out			
16:10	3 DONALDSON T substitution in			
16:14		<b>6-6</b>	<b>0</b>	12 DAVIS Z free throw 2 - 2 made (1)
15:50	4 BROOME J foul drawn (1)			12 DAVIS Z foul shooting (1 - 2)
15:50	Timeout media			
15:50	5 MOORE C substitution out			
15:50	10 BAKER-MAZARA C substitution in			
15:50				5 JOHNSON M substitution out
15:50				1 WRIGHT J substitution in
15:50	4 BROOME J free throw 1 - 2 missed			
15:50	offensive dead ball rebound (1)			
15:50	4 BROOME J free throw 2 - 2 made (3)	<b>7-6</b>	<b>1</b>	
15:50	4 BROOME J substitution out			
15:50	44 CARDWELL D substitution in			
15:31		<b>7-8</b>	<b>-1</b>	33 GRAY J 2pt FG in the paint, dunk, made (2)
15:31				12 DAVIS Z assist (2)
15:27	44 CARDWELL D foul shooting (1 - 3)			33 GRAY J foul drawn (1)
15:26				33 GRAY J free throw 1 - 1 missed
15:25	3 DONALDSON T defensive rebound (1)			
15:20	31 JOHNSON C substitution out			
15:20	2 WILLIAMS J substitution in			
15:17	0 JOHNSON K 2pt FG in the paint, driving layup made (2)	<b>9-8</b>	<b>1</b>	
15:08	44 CARDWELL D steal (1)			1 WRIGHT J turnover lost ball (1)
14:55	2 WILLIAMS J 3pt FG from turnover, jump shot made (3)	<b>12-8</b>	<b>4</b>	
14:55	3 DONALDSON T assist (1)			
14:40				33 GRAY J 2pt FG outside the paint, jump shot blocked
14:40	44 CARDWELL D block (1)			
14:36	2 WILLIAMS J defensive rebound (2)			
14:22	jump ball situation			
14:17	44 CARDWELL D 2pt FG in the paint, layup missed			
14:14	44 CARDWELL D offensive rebound (1)			
14:13				30 MURRAY-BOYLES C substitution out
14:13				0 DIBBA E substitution in
14:12	44 CARDWELL D 2pt FG second chance in the paint, layup missed			
14:11				0 DIBBA E defensive rebound (1)
13:56				12 DAVIS Z 2pt FG in the paint, layup missed
13:52				12 DAVIS Z offensive rebound (2)
13:52		<b>12-10</b>	<b>2</b>	12 DAVIS Z 2pt FG second chance in the paint, layup made (3)
13:33	44 CARDWELL D foul drawn (1)			33 GRAY J foul shooting (1 - 3)
13:33	44 CARDWELL D free throw 1 - 2 missed			
13:33	offensive dead ball rebound (2)			
13:33				12 DAVIS Z substitution out
13:33				33 GRAY J substitution out
13:33				2 MACK B substitution in
13:33				5 JOHNSON M substitution in
13:33	44 CARDWELL D free throw 2 - 2 made (1)	<b>13-10</b>	<b>3</b>	



Official Basketball Play by Play - First Half  
**South Carolina at Auburn**  
 03/15/24 Bridgestone Arena, Nashville, Tennessee  
 2024 Men's Basketball Tournament

**Game Time:** 2:29 PM  
**Game Duration:** 2:07  
**Attendance:** 17,137

**Officials:** Terry Oglesby, Bart Lenox, Byron Jarrett

Game Time	AUB	Score	Diff	SCAR
13:16				2 MACK B 2pt FG in the paint, jump shot blocked
13:16	44 CARDWELL D block (2)			
13:15				2 MACK B offensive rebound (3)
13:15	10 BAKER-MAZARA C foul shooting (1 - 4)			2 MACK B foul drawn (1)
13:15		<b>13-11</b>	<b>2</b>	2 MACK B free throw 1 - 2 made (1)
13:15	44 CARDWELL D substitution out			
13:15	4 BROOME J substitution in			
13:15		<b>13-12</b>	<b>1</b>	2 MACK B free throw 2 - 2 made (2)
13:15				0 DIBBA E substitution out
13:15				30 MURRAY-BOYLES C substitution in
13:15				55 COOPER T substitution out
13:15				0 DIBBA E substitution in
13:07	4 BROOME J 2pt FG in the paint, dunk, made (5)	<b>15-12</b>	<b>3</b>	
13:07	0 JOHNSON K assist (1)			
12:37				2 MACK B 2pt FG outside the paint, jump shot missed
12:32				2 MACK B offensive rebound (4)
12:32		<b>15-14</b>	<b>1</b>	2 MACK B 2pt FG second chance in the paint, layup made (4)
12:15	4 BROOME J 2pt FG in the paint, layup made (7)	<b>17-14</b>	<b>3</b>	
12:15	10 BAKER-MAZARA C assist (2)			
11:53				30 MURRAY-BOYLES C 2pt FG in the paint, hook shot missed
11:47	defensive rebound (7)			
11:47	Timeout media			
11:25	10 BAKER-MAZARA C 3pt FG , jump shot missed			
11:21	4 BROOME J offensive rebound (1)			
11:19	10 BAKER-MAZARA C 2pt FG second chance in the paint, jump shot made (4)	<b>19-14</b>	<b>5</b>	
11:19	4 BROOME J assist (2)			
11:04				2 MACK B 3pt FG , jump shot missed
11:00	0 JOHNSON K defensive rebound (1)			
10:50	0 JOHNSON K 3pt FG , jump shot missed			
10:46	0 JOHNSON K offensive rebound (2)			
10:46	0 JOHNSON K 2pt FG second chance in the paint, layup missed			
10:44	4 BROOME J offensive rebound (2)			
10:44	4 BROOME J 2pt FG second chance in the paint, layup missed			
10:42				defensive rebound (11)
10:43				2 MACK B substitution out
10:43				55 COOPER T substitution in
10:43				5 JOHNSON M turnover bad pass (1)
10:42	0 JOHNSON K substitution out			
10:42	12 JONES D substitution in			
10:42	12 JONES D 3pt FG from turnover, jump shot made (3)	<b>22-14</b>	<b>8</b>	
10:42	10 BAKER-MAZARA C assist (3)			
10:13				30 MURRAY-BOYLES C 2pt FG in the paint, driving layup missed
10:09	10 BAKER-MAZARA C defensive rebound (2)			
09:49	12 JONES D 2pt FG in the paint, driving layup made (5)	<b>24-14</b>	<b>10</b>	
09:49	3 DONALDSON T assist (2)			
09:49	12 JONES D foul drawn (1)			30 MURRAY-BOYLES C foul shooting (2 - 4)
09:49	2 WILLIAMS J substitution out			
09:49	3 DONALDSON T substitution out			



Official Basketball Play by Play - First Half  
**South Carolina at Auburn**  
 03/15/24 Bridgestone Arena, Nashville, Tennessee  
 2024 Men's Basketball Tournament

**Game Time:** 2:29 PM  
**Game Duration:** 2:07  
**Attendance:** 17,137

**Officials:** Terry Oglesby, Bart Lenox, Byron Jarrett

Game Time	AUB	Score	Diff	SCAR
09:49	10 BAKER-MAZARA C substitution out			
09:49	1 HOLLOWAY A substitution in			
09:49	5 MOORE C substitution in			
09:49	31 JOHNSON C substitution in			
09:49				0 DIBBA E substitution out
09:49				12 DAVIS Z substitution in
09:49	12 JONES D free throw 1 - 1 missed			
09:47				55 COOPER T defensive rebound (1)
09:28				5 JOHNSON M 2pt FG outside the paint, jump shot missed
09:25	4 BROOME J defensive rebound (3)			
09:04	4 BROOME J 2pt FG in the paint, jump shot blocked			
09:04				30 MURRAY-BOYLES C block (2)
08:59	31 JOHNSON C offensive rebound (1)			
08:58	31 JOHNSON C 2pt FG second chance in the paint, jump shot missed			
08:58	5 MOORE C offensive rebound (1)			
08:58	5 MOORE C 2pt FG second chance in the paint, layup made (4)	<b>26-14</b>	<b>12</b>	
08:58				Timeout 30 Sec
08:58				1 WRIGHT J substitution out
08:58				33 GRAY J substitution in
08:40	5 MOORE C foul personal (1 - 5)			33 GRAY J foul drawn (2)
08:34	5 MOORE C steal (1)			12 DAVIS Z turnover lost ball (1)
08:32	5 MOORE C foul drawn (1)			33 GRAY J foul personal (2 - 5)
08:32	5 MOORE C substitution out			
08:32	10 BAKER-MAZARA C substitution in			
08:18	31 JOHNSON C 2pt FG from turnover in the paint, floating jump shot made (2)	<b>28-14</b>	<b>14</b>	
07:56	1 HOLLOWAY A foul personal (1 - 6)			55 COOPER T foul drawn (1)
07:56				Timeout media
07:56	4 BROOME J substitution out			
07:56	10 BAKER-MAZARA C substitution out			
07:56	31 JOHNSON C substitution out			
07:56	2 WILLIAMS J substitution in			
07:56	5 MOORE C substitution in			
07:56	44 CARDWELL D substitution in			
07:49	44 CARDWELL D foul shooting (2 - 7)			30 MURRAY-BOYLES C foul drawn (1)
07:49		<b>28-15</b>	<b>13</b>	30 MURRAY-BOYLES C free throw 1 - 2 made (3)
07:49	5 MOORE C substitution out			
07:49	10 BAKER-MAZARA C substitution in			
07:49				30 MURRAY-BOYLES C free throw 2 - 2 missed
07:48	2 WILLIAMS J defensive rebound (3)			
07:31	12 JONES D 2pt FG in the paint, layup missed			
07:26				5 JOHNSON M defensive rebound (2)
07:22	12 JONES D steal (1)			5 JOHNSON M turnover lost ball (2)
06:53	10 BAKER-MAZARA C 3pt FG from turnover, jump shot missed			
06:52	offensive dead ball rebound (3)			
06:52	turnover shot clock (1)			
06:52				33 GRAY J substitution out
06:52				2 MACK B substitution in
06:52	12 JONES D substitution out			



Official Basketball Play by Play - First Half  
**South Carolina at Auburn**  
 03/15/24 Bridgestone Arena, Nashville, Tennessee  
 2024 Men's Basketball Tournament

**Game Time:** 2:29 PM  
**Game Duration:** 2:07  
**Attendance:** 17,137

**Officials:** Terry Oglesby, Bart Lenox, Byron Jarrett

Game Time	AUB	Score	Diff	SCAR
06:52	0 JOHNSON K substitution in			
06:21				5 JOHNSON M 2pt FG from turnover in the paint, layup blocked
06:21	44 CARDWELL D block (3)			
06:18	1 HOLLOWAY A defensive rebound (2)			
06:17	1 HOLLOWAY A 2pt FG in the paint, layup missed			
06:14	1 HOLLOWAY A offensive rebound (3)			
06:12	1 HOLLOWAY A 2pt FG second chance outside the paint, jump shot made (2)	<b>30-15</b>	<b>15</b>	
05:51				2 MACK B 3pt FG , jump shot missed
05:48	2 WILLIAMS J defensive rebound (4)			
05:40	1 HOLLOWAY A foul drawn (1)			55 COOPER T foul personal (1 - 6)
05:40	1 HOLLOWAY A substitution out			
05:40	3 DONALDSON T substitution in			
05:40				5 JOHNSON M substitution out
05:40				1 WRIGHT J substitution in
05:32	44 CARDWELL D 2pt FG in the paint, layup blocked			
05:32				30 MURRAY-BOYLES C block (3)
05:27				55 COOPER T defensive rebound (2)
05:27	44 CARDWELL D foul shooting (3 - 8)			55 COOPER T foul drawn (2)
05:27				55 COOPER T free throw fast break 1 - 2 missed
05:27				offensive dead ball rebound (2)
05:27	44 CARDWELL D substitution out			
05:27	4 BROOME J substitution in			
05:27		<b>30-16</b>	<b>14</b>	55 COOPER T free throw fast break 2 - 2 made (4)
05:10	10 BAKER-MAZARA C 2pt FG outside the paint, jump shot missed			
05:07				12 DAVIS Z defensive rebound (3)
04:59		<b>30-18</b>	<b>12</b>	1 WRIGHT J 2pt FG outside the paint, jump shot made (2)
04:48	10 BAKER-MAZARA C foul drawn (1)			12 DAVIS Z foul flagrant 1 (2 - 7)
04:48	0 JOHNSON K foul class A technical (1 - 9)			
04:48	0 JOHNSON K turnover offensive (1)			
04:48		<b>30-19</b>	<b>11</b>	2 MACK B free throw 1 - 2 made (5)
04:48		<b>30-20</b>	<b>10</b>	2 MACK B free throw 2 - 2 made (6)
04:48	0 JOHNSON K substitution out			
04:48	2 WILLIAMS J substitution out			
04:48	12 JONES D substitution in			
04:48	31 JOHNSON C substitution in			
04:48				30 MURRAY-BOYLES C substitution out
04:48				0 DIBBA E substitution in
04:48	10 BAKER-MAZARA C free throw 1 - 2 made (5)	<b>31-20</b>	<b>11</b>	
04:48	10 BAKER-MAZARA C free throw 2 - 2 made (6)	<b>32-20</b>	<b>12</b>	
04:43	10 BAKER-MAZARA C 2pt FG in the paint, floating jump shot made (8)	<b>34-20</b>	<b>14</b>	
04:22				1 WRIGHT J 2pt FG in the paint, layup blocked
04:22	31 JOHNSON C block (2)			
04:21				offensive rebound (16)
04:13	4 BROOME J foul shooting (1 - 10)			2 MACK B foul drawn (2)
04:13		<b>34-21</b>	<b>13</b>	2 MACK B free throw 1 - 2 made (7)
04:13		<b>34-22</b>	<b>12</b>	2 MACK B free throw 2 - 2 made (8)
04:13				1 WRIGHT J substitution out



Official Basketball Play by Play - First Half  
**South Carolina at Auburn**  
 03/15/24 Bridgestone Arena, Nashville, Tennessee  
 2024 Men's Basketball Tournament

**Game Time:** 2:29 PM  
**Game Duration:** 2:07  
**Attendance:** 17,137

**Officials:** Terry Oglesby, Bart Lenox, Byron Jarrett

Game Time	AUB	Score	Diff	SCAR
04:13				5 JOHNSON M substitution in
03:48	31 JOHNSON C 2pt FG in the paint, jump shot missed			
03:46	4 BROOME J offensive rebound (4)			
03:46	4 BROOME J foul drawn (2)			5 JOHNSON M foul personal (1 - 8)
03:46	Timeout media			
03:46	10 BAKER-MAZARA C substitution out			
03:46	5 MOORE C substitution in			
03:46	4 BROOME J 1&1 free throw 1 made (8)	<b>35-22</b>	<b>13</b>	
03:46	4 BROOME J 1&1 free throw 2 missed			
03:45				2 MACK B defensive rebound (5)
03:28		<b>35-25</b>	<b>10</b>	55 COOPER T 3pt FG , jump shot made (7)
03:28				12 DAVIS Z assist (3)
03:11	12 JONES D 2pt FG in the paint, jump shot missed			
03:08				12 DAVIS Z defensive rebound (4)
02:47				12 DAVIS Z 2pt FG in the paint, layup missed
02:44	4 BROOME J defensive rebound (5)			
02:29	31 JOHNSON C 3pt FG , jump shot made (5)	<b>38-25</b>	<b>13</b>	
02:29	12 JONES D assist (1)			
02:06				55 COOPER T 2pt FG in the paint, layup missed
02:02	4 BROOME J defensive rebound (6)			
01:59	31 JOHNSON C foul drawn (1)			0 DIBBA E foul shooting (1 - 9)
01:59	31 JOHNSON C free throw fast break 1 - 2 made (6)	<b>39-25</b>	<b>14</b>	
01:59	3 DONALDSON T substitution out			
01:59	5 MOORE C substitution out			
01:59	1 HOLLOWAY A substitution in			
01:59	10 BAKER-MAZARA C substitution in			
01:59	31 JOHNSON C free throw fast break 2 - 2 made (7)	<b>40-25</b>	<b>15</b>	
01:59	31 JOHNSON C substitution out			
01:59	2 WILLIAMS J substitution in			
01:32	12 JONES D foul drawn (2)			2 MACK B foul offensive (1 - 10)
01:32				2 MACK B turnover offensive (1)
01:23	4 BROOME J foul drawn (3)			55 COOPER T foul personal (2 - 11)
01:23	4 BROOME J free throw 1 - 2 made (9)	<b>41-25</b>	<b>16</b>	
01:23	4 BROOME J free throw 2 - 2 made (10)	<b>42-25</b>	<b>17</b>	
01:07	12 JONES D steal (2)			55 COOPER T turnover lost ball (1)
00:55	1 HOLLOWAY A 2pt FG from turnover outside the paint, jump shot made (4)	<b>44-25</b>	<b>19</b>	
00:55	4 BROOME J assist (3)			
00:28				5 JOHNSON M 2pt FG in the paint, layup missed
00:28	2 WILLIAMS J defensive rebound (5)			
00:23	1 HOLLOWAY A 3pt FG , jump shot missed			
00:19				2 MACK B defensive rebound (6)
00:17	12 JONES D steal (3)			12 DAVIS Z turnover lost ball (2)
00:08	4 BROOME J 2pt FG from turnover in the paint, driving layup made (12)	<b>46-25</b>	<b>21</b>	
00:08	4 BROOME J foul drawn (4)			0 DIBBA E foul shooting (2 - 12)
00:08	2 WILLIAMS J substitution out			
00:08	10 BAKER-MAZARA C substitution out			
00:08	12 JONES D substitution out			
00:08	0 JOHNSON K substitution in			



Official Basketball Play by Play - First Half  
**South Carolina at Auburn**  
 03/15/24 Bridgestone Arena, Nashville, Tennessee  
 2024 Men's Basketball Tournament

**Game Time:** 2:29 PM  
**Game Duration:** 2:07  
**Attendance:** 17,137

**Officials:** Terry Oglesby, Bart Lenox, Byron Jarrett

Game Time	AUB	Score	Diff	SCAR
00:08	5 MOORE C substitution in			
00:08	31 JOHNSON C substitution in			
00:08	4 BROOME J free throw 1 - 1 missed			
00:08				55 COOPER T defensive rebound (3)
00:02	0 JOHNSON K foul shooting (2 - 11)			55 COOPER T foul drawn (3)
00:02				55 COOPER T free throw fast break 1 - 2 missed
00:02				offensive dead ball rebound (3)
00:02		<b>46-26</b>	<b>20</b>	55 COOPER T free throw fast break 2 - 2 made (8)
00:01	31 JOHNSON C turnover bad pass (1)			2 MACK B steal (1)
<b>END OF PERIOD</b>				
<b>AUB 46-26 SCAR</b>				





Officials: Terry Oglesby, Bart Lenox, Byron Jarrett

South Carolina - 26

NO.	Name	F	Min	FG			Rebounds			Fouls		TP	AS	TO	ST	Blocks		+/-
				M-A	M-A	M-A	OR	DR	TOT	PF	FD					BS	BA	
2	B.J. Mack	F	13:32	1-7	0-2	6-6	3	3	6	1	2	8	0	1	1	0	2	-11
30	Collin Murray-Boyles	F	14:14	1-6	0-0	1-2	2	0	2	2	1	3	0	0	0	3	0	-13
5	Meechie Johnson	G	16:16	0-5	0-2	0-0	0	2	2	1	1	0	0	2	0	0	1	-21
12	Zachary Davis	G	16:16	1-3	0-0	1-2	2	2	4	2	1	3	3	2	0	0	0	-12
55	Ta'lon Cooper	G	17:28	2-3	2-2	2-4	0	3	3	2	3	8	0	1	0	0	0	-16
33	Josh Gray		04:43	1-2	0-0	0-1	0	0	0	2	2	2	0	0	0	0	1	-2
1	Jacobi Wright		08:19	1-2	0-0	0-0	0	0	0	0	0	2	0	1	0	0	1	-9
0	Ebrima Dibba		09:12	0-0	0-0	0-0	0	1	1	2	0	0	0	0	0	0	0	-16
Team							1	1	2			0		0				
<b>Totals</b>				7-28	2-6	10-15	8	12	20	12	10	26	3	7	1	3	5	-20

Shooting By Period		
1 <sup>st</sup> FG%	7-28	25.0%
3PT%	2-6	33.3%
FT%	10-15	66.7%
GM FG%	7-28	25.0%
3PT%	2-6	33.3%
FT%	10-15	66.7%

Dead Ball Rebounds: 3, 0

Technical Fouls::NONE

Auburn - 46

NO.	Name	F	Min	FG			Rebounds			Fouls		TP	AS	TO	ST	Blocks		+/-
				M-A	M-A	M-A	OR	DR	TOT	PF	FD					BS	BA	
2	Jaylin Williams	F	13:04	1-1	1-1	0-0	0	5	5	0	1	3	0	0	0	0	0	12
4	Johni Broome	F	14:56	4-7	0-0	4-7	3	3	6	1	4	12	3	0	0	0	1	18
10	Chad Baker-Mazara	F	15:05	3-6	0-2	2-2	0	2	2	1	1	8	3	0	0	0	0	17
1	Aden Holloway	G	09:58	2-4	0-1	0-0	1	2	3	1	1	4	0	0	0	0	0	12
12	Denver Jones	G	12:20	2-4	1-1	0-1	0	0	0	1	2	5	1	0	3	0	0	20
5	Chris Moore		04:55	2-2	0-0	0-0	1	0	1	1	1	4	0	0	1	0	0	3
31	Chaney Johnson		06:56	2-5	1-1	2-2	1	0	1	1	1	7	0	1	0	2	1	8
0	K.D. Johnson		07:40	1-3	0-1	0-0	1	1	2	2	0	2	1	1	0	0	0	0
3	Tre Donaldson		10:02	0-0	0-0	0-0	0	1	1	0	0	0	2	0	0	0	0	8
44	Dylan Cardwell		05:04	0-3	0-0	1-2	1	0	1	3	1	1	0	0	1	3	1	2
Team							0	1	1			0		1				
<b>Totals</b>				17-35	3-7	9-14	8	15	23	11	12	46	10	3	5	5	3	20

Shooting By Period		
1 <sup>st</sup> FG%	17-35	48.6%
3PT%	3-7	42.9%
FT%	9-14	64.3%
GM FG%	17-35	48.6%
3PT%	3-7	42.9%
FT%	9-14	64.3%

Dead Ball Rebounds: 3, 0

Technical Fouls:Johnson 1<sup>st</sup>4:48

	SCAR	AUB
Biggest lead	3 (1 <sup>st</sup> 18:23)	21 (1 <sup>st</sup> 0:08)
Best Scoring Run	5(1 <sup>st</sup> 18:23)	13(1 <sup>st</sup> 8:18)
Lead Changes	4	
Times Tied	1	
Time with Lead	02:18	16:23

	SCAR	AUB
Points from		
Turnovers	2	14
Paint	8	24
Second Chance	9	7
Fast Breaks	2	2
Bench	4	14

	Period by Period Scoring		
	1st	2nd	TOT
SCAR	26	29	55
AUB	46	40	86



**Period 2**

**Quarter Starters:**

<b>AUB</b>	1 Holloway A	2 Williams J	4 Broome J	10 Baker-Mazara C	12 Jones D
<b>SCAR</b>	2 Mack B	5 Johnson M	12 Davis Z	30 Murray-Boyles C	55 Cooper T

Game Time	AUB	Score	Diff	SCAR
20:00	0 JOHNSON K substitution out			
20:00	5 MOORE C substitution out			
20:00	31 JOHNSON C substitution out			
20:00	2 WILLIAMS J substitution in			
20:00	10 BAKER-MAZARA C substitution in			
20:00	12 JONES D substitution in			
20:00				0 DIBBA E substitution out
20:00				30 MURRAY-BOYLES C substitution in
19:51				55 COOPER T 2pt FG in the paint, driving layup blocked
19:51	2 WILLIAMS J block (1)			
19:47	4 BROOME J defensive rebound (7)			
19:22	4 BROOME J 2pt FG in the paint, layup missed			
19:20				30 MURRAY-BOYLES C defensive rebound (3)
18:53				2 MACK B 3pt FG , jump shot missed
18:50				5 JOHNSON M offensive rebound (3)
18:48				5 JOHNSON M 2pt FG second chance in the paint, jump shot missed
18:45	4 BROOME J defensive rebound (8)			
18:31	4 BROOME J 3pt FG , jump shot missed			
18:27				12 DAVIS Z defensive rebound (5)
18:17	2 WILLIAMS J foul shooting (1 - 1)			12 DAVIS Z foul drawn (2)
18:17				12 DAVIS Z free throw 1 - 2 missed
18:17				offensive dead ball rebound (4)
18:17		<b>46-27</b>	<b>19</b>	12 DAVIS Z free throw 2 - 2 made (4)
18:03	2 WILLIAMS J 2pt FG in the paint, jump shot blocked			
18:03				30 MURRAY-BOYLES C block (4)
17:59	1 HOLLOWAY A offensive rebound (4)			
17:57	4 BROOME J 3pt FG second chance, jump shot missed			
17:54				12 DAVIS Z defensive rebound (6)
17:45		<b>46-29</b>	<b>17</b>	2 MACK B 2pt FG outside the paint, jump shot made (10)
17:45				5 JOHNSON M assist (1)
17:19	1 HOLLOWAY A 2pt FG in the paint, layup missed			
17:19				5 JOHNSON M defensive rebound (4)
17:19	1 HOLLOWAY A foul personal (2 - 2)			5 JOHNSON M foul drawn (2)
17:19	2 WILLIAMS J substitution out			
17:19	10 BAKER-MAZARA C substitution out			
17:19	5 MOORE C substitution in			
17:19	31 JOHNSON C substitution in			
17:03				12 DAVIS Z turnover lost ball (3)
16:49	12 JONES D 2pt FG from turnover in the paint, layup missed			
16:45				2 MACK B defensive rebound (7)
16:29	31 JOHNSON C foul personal (2 - 3)			2 MACK B foul drawn (3)
16:29	4 BROOME J substitution out			



**South Carolina at Auburn**

03/15/24 Bridgestone Arena, Nashville, Tennessee  
2024 Men's Basketball Tournament

**Game Time:** 2:29 PM  
**Game Duration:** 2:07  
**Attendance:** 17,137

**Officials:** Terry Oglesby, Bart Lenox, Byron Jarrett

Game Time	AUB	Score	Diff	SCAR
16:29	44 CARDWELL D substitution in			
16:22				55 COOPER T 2pt FG in the paint, layup blocked
16:22	44 CARDWELL D block (4)			
16:21	44 CARDWELL D defensive rebound (2)			
16:09	1 HOLLOWAY A 2pt FG in the paint, driving layup missed			
16:06	12 JONES D offensive rebound (1)			
16:03				55 COOPER T substitution out
16:03				1 WRIGHT J substitution in
15:56	12 JONES D 2pt FG second chance outside the paint, jump shot made (7)	<b>48-29</b>	<b>19</b>	
15:33				30 MURRAY-BOYLES C 2pt FG in the paint, layup missed
15:31	1 HOLLOWAY A defensive rebound (5)			
15:29	12 JONES D 3pt FG , jump shot missed			
15:28	44 CARDWELL D offensive rebound (3)			
15:28	44 CARDWELL D foul drawn (2)			2 MACK B foul shooting (2 - 1)
15:28	Timeout media			
15:28	1 HOLLOWAY A substitution out			
15:28	12 JONES D substitution out			
15:28	31 JOHNSON C substitution out			
15:28	0 JOHNSON K substitution in			
15:28	2 WILLIAMS J substitution in			
15:28	3 DONALDSON T substitution in			
15:28				2 MACK B substitution out
15:28				33 GRAY J substitution in
15:28	44 CARDWELL D free throw fast break 1 - 2 missed			
15:28	offensive dead ball rebound (4)			
15:28	44 CARDWELL D free throw fast break 2 - 2 missed			
15:28				30 MURRAY-BOYLES C defensive rebound (4)
15:13	0 JOHNSON K foul personal (3 - 4)			5 JOHNSON M foul drawn (3)
15:08				5 JOHNSON M 2pt FG in the paint, layup blocked
15:08	2 WILLIAMS J block (2)			
15:02				30 MURRAY-BOYLES C offensive rebound (5)
15:02				30 MURRAY-BOYLES C 2pt FG second chance in the paint, layup missed
15:02				33 GRAY J offensive rebound (1)
14:52				1 WRIGHT J 2pt FG second chance in the paint, turnaround jump shot missed
14:52				offensive rebound (30)
14:46		<b>48-32</b>	<b>16</b>	5 JOHNSON M 3pt FG second chance, jump shot made (3)
14:46				33 GRAY J assist (1)
14:25	2 WILLIAMS J turnover bad pass (1)			5 JOHNSON M steal (1)
14:06				12 DAVIS Z 3pt FG from turnover, jump shot missed
14:02	5 MOORE C defensive rebound (2)			
13:52	3 DONALDSON T 2pt FG outside the paint, pull up jump shot made (2)	<b>50-32</b>	<b>18</b>	
13:29	2 WILLIAMS J foul shooting (2 - 5)			30 MURRAY-BOYLES C foul drawn (2)
13:29				30 MURRAY-BOYLES C free throw 1 - 2 missed
13:29				offensive dead ball rebound (5)
13:29				5 JOHNSON M substitution out
13:29				33 GRAY J substitution out



**South Carolina at Auburn**

03/15/24 Bridgestone Arena, Nashville, Tennessee  
2024 Men's Basketball Tournament

**Game Time:** 2:29 PM  
**Game Duration:** 2:07  
**Attendance:** 17,137

**Officials:** Terry Oglesby, Bart Lenox, Byron Jarrett

Game Time	AUB	Score	Diff	SCAR
13:29				2 MACK B substitution in
13:29				15 UGUSUK M substitution in
13:29		<b>50-33</b>	<b>17</b>	30 MURRAY-BOYLES C free throw 2 - 2 made (4)
13:16	44 CARDWELL D 2pt FG in the paint, dunk, made (3)	<b>52-33</b>	<b>19</b>	
13:16	3 DONALDSON T assist (3)			
13:00				30 MURRAY-BOYLES C turnover bad pass (1)
12:50	3 DONALDSON T 3pt FG from turnover, jump shot made (5)	<b>55-33</b>	<b>22</b>	
12:27				2 MACK B 2pt FG outside the paint, jump shot missed
12:24	0 JOHNSON K defensive rebound (3)			
12:21	0 JOHNSON K 2pt FG fast break in the paint, driving layup made (4)	<b>57-33</b>	<b>24</b>	
12:21	0 JOHNSON K foul drawn (1)			15 UGUSUK M foul shooting (1 - 2)
12:21	0 JOHNSON K free throw fast break 1 - 1 missed			
12:21				30 MURRAY-BOYLES C defensive rebound (6)
12:12				2 MACK B 3pt FG , jump shot missed
12:08				15 UGUSUK M offensive rebound (1)
12:03				15 UGUSUK M 3pt FG second chance, jump shot missed
11:59	44 CARDWELL D defensive rebound (4)			
11:42	3 DONALDSON T 2pt FG in the paint, floating jump shot missed			
11:37				2 MACK B defensive rebound (8)
11:32	5 MOORE C foul shooting (2 - 6)			1 WRIGHT J foul drawn (1)
11:32	Timeout media			
11:32				15 UGUSUK M substitution out
11:32				5 JOHNSON M substitution in
11:32				1 WRIGHT J free throw 1 - 2 missed
11:32				offensive dead ball rebound (6)
11:32		<b>57-34</b>	<b>23</b>	1 WRIGHT J free throw 2 - 2 made (3)
11:32				1 WRIGHT J substitution out
11:32				55 COOPER T substitution in
11:21	44 CARDWELL D 2pt FG in the paint, dunk, made (5)	<b>59-34</b>	<b>25</b>	
11:21	3 DONALDSON T assist (4)			
11:05				5 JOHNSON M 2pt FG in the paint, layup missed
11:03	0 JOHNSON K defensive rebound (4)			
11:02	0 JOHNSON K foul drawn (2)			12 DAVIS Z foul personal (3 - 3)
11:02				55 COOPER T substitution out
11:02				1 WRIGHT J substitution in
10:54	0 JOHNSON K 2pt FG in the paint, driving layup missed			
10:51				30 MURRAY-BOYLES C defensive rebound (7)
10:45	44 CARDWELL D foul shooting (4 - 7)			12 DAVIS Z foul drawn (3)
10:45		<b>59-35</b>	<b>24</b>	12 DAVIS Z free throw fast break 1 - 2 made (5)
10:45	2 WILLIAMS J substitution out			
10:45	3 DONALDSON T substitution out			
10:45	44 CARDWELL D substitution out			
10:45	1 HOLLOWAY A substitution in			
10:45	4 BROOME J substitution in			
10:45	31 JOHNSON C substitution in			
10:45		<b>59-36</b>	<b>23</b>	12 DAVIS Z free throw fast break 2 - 2 made (6)
10:33	0 JOHNSON K foul drawn (3)			5 JOHNSON M foul personal (2 - 4)
10:31	5 MOORE C 2pt FG in the paint, layup made (6)	<b>61-36</b>	<b>25</b>	



**South Carolina at Auburn**

03/15/24 Bridgestone Arena, Nashville, Tennessee  
2024 Men's Basketball Tournament

**Game Time:** 2:29 PM  
**Game Duration:** 2:07  
**Attendance:** 17,137

**Officials:** Terry Oglesby, Bart Lenox, Byron Jarrett

Game Time	AUB	Score	Diff	SCAR
10:31	31 JOHNSON C assist (1)			
10:00	4 BROOME J foul shooting (2 - 8)			2 MACK B foul drawn (4)
10:00		<b>61-37</b>	<b>24</b>	2 MACK B free throw 1 - 2 made (11)
10:00		<b>61-38</b>	<b>23</b>	2 MACK B free throw 2 - 2 made (12)
09:39	4 BROOME J 2pt FG in the paint, layup missed			
09:35				30 MURRAY-BOYLES C defensive rebound (8)
09:27				1 WRIGHT J 2pt FG in the paint, jump shot missed
09:23	4 BROOME J defensive rebound (9)			
09:03	0 JOHNSON K 3pt FG , jump shot made (7)	<b>64-38</b>	<b>26</b>	
08:33				5 JOHNSON M 2pt FG in the paint, driving layup missed
08:29	31 JOHNSON C defensive rebound (2)			
08:09	4 BROOME J 3pt FG , jump shot made (15)	<b>67-38</b>	<b>29</b>	
08:09	31 JOHNSON C assist (2)			
07:54		<b>67-40</b>	<b>27</b>	2 MACK B 2pt FG in the paint, jump shot made (14)
07:29	31 JOHNSON C 2pt FG in the paint, layup made (9)	<b>69-40</b>	<b>29</b>	
07:29	0 JOHNSON K assist (2)			
07:15		<b>69-42</b>	<b>27</b>	1 WRIGHT J 2pt FG in the paint, layup made (5)
07:15				30 MURRAY-BOYLES C assist (1)
06:52	31 JOHNSON C 2pt FG in the paint, jump shot missed			
06:38				12 DAVIS Z defensive rebound (7)
06:36				30 MURRAY-BOYLES C 2pt FG in the paint, layup missed
06:34	0 JOHNSON K defensive rebound (5)			
06:26	4 BROOME J 3pt FG , jump shot made (18)	<b>72-42</b>	<b>30</b>	
06:26	1 HOLLOWAY A assist (1)			
06:26				Timeout 30 Sec
06:26	0 JOHNSON K substitution out			
06:26	5 MOORE C substitution out			
06:26	10 BAKER-MAZARA C substitution in			
06:26	12 JONES D substitution in			
06:26				2 MACK B substitution out
06:26				5 JOHNSON M substitution out
06:26				30 MURRAY-BOYLES C substitution out
06:26				4 CLARK S substitution in
06:26				15 UGUSUK M substitution in
06:26				33 GRAY J substitution in
06:12				33 GRAY J 2pt FG in the paint, layup missed
06:10	10 BAKER-MAZARA C defensive rebound (3)			
05:51	4 BROOME J 3pt FG , jump shot missed			
05:48				12 DAVIS Z defensive rebound (8)
05:42				12 DAVIS Z 2pt FG in the paint, layup missed
05:38	4 BROOME J defensive rebound (10)			
05:22	1 HOLLOWAY A 2pt FG in the paint, driving layup made (6)	<b>74-42</b>	<b>32</b>	
05:03		<b>74-44</b>	<b>30</b>	15 UGUSUK M 2pt FG in the paint, driving layup made (2)
04:45	10 BAKER-MAZARA C 2pt FG outside the paint, floating jump shot missed			
04:40	31 JOHNSON C offensive rebound (3)			
04:40	31 JOHNSON C 2pt FG second chance in the paint, layup made (11)	<b>76-44</b>	<b>32</b>	
04:30		<b>76-46</b>	<b>30</b>	1 WRIGHT J 2pt FG in the paint, driving layup made (7)
04:30	12 JONES D foul shooting (2 - 9)			1 WRIGHT J foul drawn (2)



**South Carolina at Auburn**

03/15/24 Bridgestone Arena, Nashville, Tennessee  
2024 Men's Basketball Tournament

**Game Time:** 2:29 PM  
**Game Duration:** 2:07  
**Attendance:** 17,137

**Officials:** Terry Oglesby, Bart Lenox, Byron Jarrett

Game Time	AUB	Score	Diff	SCAR
04:30	Timeout media			
04:30	4 BROOME J substitution out			
04:30	44 CARDWELL D substitution in			
04:30		<b>76-47</b>	<b>29</b>	1 WRIGHT J free throw 1 - 1 made (8)
04:04	10 BAKER-MAZARA C 3pt FG , jump shot missed			
04:00				33 GRAY J defensive rebound (2)
03:42		<b>76-49</b>	<b>27</b>	12 DAVIS Z 2pt FG in the paint, dunk, made (8)
03:42				1 WRIGHT J assist (1)
03:26	1 HOLLOWAY A 3pt FG , jump shot made (9)	<b>79-49</b>	<b>30</b>	
03:00	31 JOHNSON C foul shooting (3 - 10)			12 DAVIS Z foul drawn (4)
03:00	Timeout media			
03:00	1 HOLLOWAY A substitution out			
03:00	10 BAKER-MAZARA C substitution out			
03:00	12 JONES D substitution out			
03:00	0 JOHNSON K substitution in			
03:00	3 DONALDSON T substitution in			
03:00	5 MOORE C substitution in			
03:00		<b>79-50</b>	<b>29</b>	12 DAVIS Z free throw 1 - 2 made (9)
03:00		<b>79-51</b>	<b>28</b>	12 DAVIS Z free throw 2 - 2 made (10)
02:48	44 CARDWELL D 2pt FG in the paint, layup made (7)	<b>81-51</b>	<b>30</b>	
02:48	0 JOHNSON K assist (3)			
02:25		<b>81-53</b>	<b>28</b>	33 GRAY J 2pt FG in the paint, dunk, made (4)
02:25				1 WRIGHT J assist (2)
02:03	0 JOHNSON K 3pt FG , jump shot made (10)	<b>84-53</b>	<b>31</b>	
02:03	31 JOHNSON C assist (3)			
02:03	Timeout 30 Sec			
02:03	0 JOHNSON K substitution out			
02:03	3 DONALDSON T substitution out			
02:03	5 MOORE C substitution out			
02:03	31 JOHNSON C substitution out			
02:03	44 CARDWELL D substitution out			
02:03	14 PATTERSON P substitution in			
02:03	20 SOBERA C substitution in			
02:03	21 MUSCHALEK B substitution in			
02:03	23 SCOTT A substitution in			
02:03	55 HARPER J substitution in			
01:47		<b>84-55</b>	<b>29</b>	33 GRAY J 2pt FG in the paint, layup made (6)
01:47				12 DAVIS Z assist (4)
01:29	23 SCOTT A 2pt FG in the paint, jump shot missed			
01:26				4 CLARK S defensive rebound (1)
01:20				1 WRIGHT J 2pt FG in the paint, jump shot missed
01:17	23 SCOTT A defensive rebound (1)			
01:12	55 HARPER J 2pt FG fast break in the paint, driving layup made (2)	<b>86-55</b>	<b>31</b>	
01:02	23 SCOTT A steal (1)			15 UGUSUK M turnover bad pass (1)
00:49	55 HARPER J 3pt FG from turnover, jump shot missed			
00:46				33 GRAY J defensive rebound (3)
00:36				12 DAVIS Z 3pt FG , jump shot missed
00:33	14 PATTERSON P defensive rebound (1)			



Official Basketball Play by Play - Second Half  
**South Carolina at Auburn**  
03/15/24 Bridgestone Arena, Nashville, Tennessee  
2024 Men's Basketball Tournament

**Game Time:** 2:29 PM  
**Game Duration:** 2:07  
**Attendance:** 17,137

**Officials:** Terry Oglesby, Bart Lenox, Byron Jarrett

Game Time	AUB	Score	Diff	SCAR
00:03	turnover shot clock (5)			
<b>END OF GAME</b>				
<b>AUB 86-55 SCAR</b>				



South Carolina at Auburn

03/15/24 Bridgestone Arena, Nashville, Tennessee  
2024 Men's Basketball Tournament

Game Time: 2:29 PM  
Game Duration: 2:07  
Attendance: 17,137

Officials: Terry Oglesby, Bart Lenox, Byron Jarrett

South Carolina - 29

NO.	Name	F	Min	FG		3P	FT		Rebounds			Fouls		TP	AS	TO	ST	Blocks		+/-
				M-A	M-A	M-A	OR	DR	TOT	PF	FD	BS	BA							
2	B.J. Mack	F	11:35	2-5	0-2	2-2	0	2	2	1	2	6	0	0	0	0	0	0	0	-11
30	Collin Murray-Boyles	F	13:34	0-3	0-0	1-2	1	5	6	0	1	1	1	1	1	0	1	0	-10	
5	Meechie Johnson	G	11:37	1-5	1-1	0-0	1	1	2	1	2	3	1	0	1	0	1	0	-4	
12	Zachary Davis	G	20:00	1-4	0-2	5-6	0	4	4	1	3	7	1	1	1	0	0	0	-11	
55	Ta'lon Cooper	G	04:27	0-2	0-0	0-0	0	0	0	0	0	0	0	0	0	0	0	2	1	
0	Ebrima Dibba		00:00	0-0	0-0	0-0	0	0	0	0	0	0	0	0	0	0	0	0	0	
1	Jacobi Wright		15:33	2-5	0-0	2-3	0	0	0	0	2	6	2	0	0	0	0	0	-12	
33	Josh Gray		08:25	2-3	0-0	0-0	1	2	3	0	0	4	1	0	0	0	0	0	0	
15	Morris Ugusuk		08:23	1-2	0-1	0-0	1	0	1	1	0	2	0	1	0	0	0	0	-7	
4	Stephen Clark		06:26	0-0	0-0	0-0	0	1	1	0	0	0	0	0	0	0	0	0	-1	
Team									1	0	1				0					
<b>Totals</b>				9-29	1-6	10-13	5	15	20	4	10	29	6	3	1	1	3		-11	

Shooting By Period		
2nd FG%	9-29	31.0%
3PT%	1-6	16.7%
FT%	10-13	76.9%
GM FG%	9-29	31.0%
3PT%	1-6	16.7%
FT%	10-13	76.9%

Dead Ball Rebounds: 3, 0

Technical Fouls::NONE

Auburn - 40

NO.	Name	F	Min	FG		3P	FT		Rebounds			Fouls		TP	AS	TO	ST	Blocks		+/-
				M-A	M-A	M-A	OR	DR	TOT	PF	FD	BS	BA							
2	Jaylin Williams	F	07:24	0-1	0-0	0-0	0	0	0	2	0	0	0	0	1	0	2	1	2	
4	Johni Broome	F	09:46	2-7	2-5	0-0	0	4	4	1	0	6	0	0	0	0	0	0	3	
10	Chad Baker-Mazara	F	06:07	0-2	0-1	0-0	0	1	1	0	0	0	0	0	0	0	0	0	-3	
1	Aden Holloway	G	12:17	2-4	1-1	0-0	1	1	2	1	0	5	1	0	0	0	0	0	5	
12	Denver Jones	G	07:58	1-3	0-1	0-0	1	0	1	1	0	2	0	0	0	0	0	0	-1	
5	Chris Moore		11:50	1-1	0-0	0-0	0	1	1	1	0	2	0	0	0	0	0	0	14	
31	Chaney Johnson		10:33	2-3	0-0	0-0	1	1	2	2	0	4	3	0	0	0	0	0	9	
44	Dylan Cardwell		08:11	3-3	0-0	0-2	1	2	3	1	1	6	0	0	0	1	0	8		
0	K.D. Johnson		09:59	3-4	2-2	0-1	0	3	3	1	3	8	2	0	0	0	0	0	12	
3	Tre Donaldson		05:40	2-3	1-1	0-0	0	0	0	0	0	5	2	0	0	0	0	6		
14	Presley Patterson		02:03	0-0	0-0	0-0	0	1	1	0	0	0	0	0	0	0	0	0		
20	Carter Sobera		02:03	0-0	0-0	0-0	0	0	0	0	0	0	0	0	0	0	0	0		
21	Blake Muschalek		02:03	0-0	0-0	0-0	0	0	0	0	0	0	0	0	0	0	0	0		
23	Addarin Scott		02:03	0-1	0-0	0-0	0	1	1	0	0	0	0	0	1	0	0	0		
55	Jalen Harper		02:03	1-2	0-1	0-0	0	0	0	0	0	2	0	0	0	0	0	0		
Team									0	0	0			1						
<b>Totals</b>				17-34	6-12	0-3	4	15	19	10	4	40	8	2	1	3	1	11		

Shooting By Period		
2nd FG%	17-34	50.0%
3PT%	6-12	50.0%
FT%	0-3	0%
GM FG%	17-34	50.0%
3PT%	6-12	50.0%
FT%	0-3	0.0%

Dead Ball Rebounds: 1, 0

Technical Fouls::NONE

	SCAR	AUB	Points from	SCAR	AUB	Period by Period Scoring		
Biggest lead	0 (1 <sup>st</sup> 20:00)	32 (2 <sup>nd</sup> 5:22)	Turnovers	0	3			
Best Scoring Run	5(2 <sup>nd</sup> 3:42)	7(2 <sup>nd</sup> 12:21)	Paint	14	18			
Lead Changes	0		Second Chance	3	4	SCAR	26	29
Times Tied	0		Fast Breaks	2	4			
Time with Lead	00:00	19:51	Bench	12	27	AUB	46	40
								86





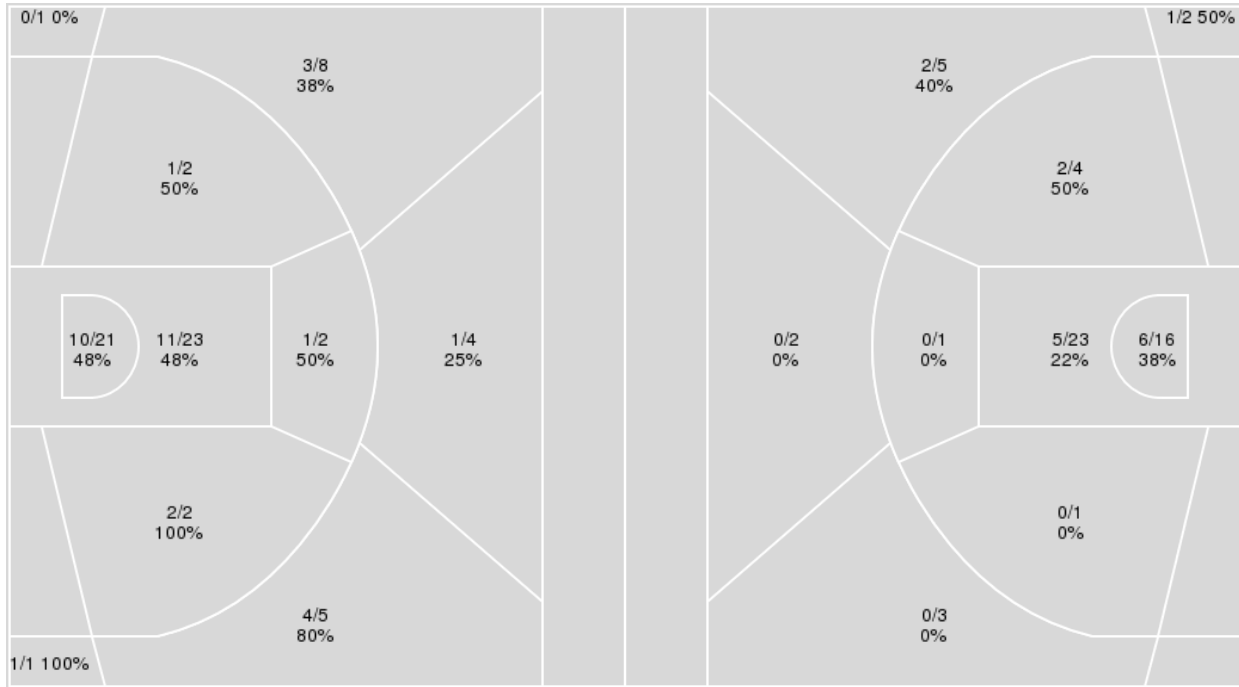
**Officials:** Terry Oglesby, Bart Lenox, Byron Jarrett

{ Players => All; } FG Types => All; Results => All;

{ Players => All; } FG Types => All; Results => All;

**Auburn**

**South Carolina**



Auburn	M/A	%
Field Goals	34/69	49
2 Points	25/50	50
3 Points	9/19	47
Free Throws	9/17	53

South Carolina	M/A	%
Field Goals	16/57	28
2 Points	13/45	29
3 Points	3/12	25
Free Throws	20/28	71



**South Carolina at Auburn**

03/15/24 Bridgestone Arena, Nashville, Tennessee  
2024 Men's Basketball Tournament

Game Time: 2:29 PM  
Game Duration: 2:07  
Attendance: 17,137

Officials: Terry Oglesby, Bart Lenox, Byron Jarrett

**South Carolina**

No	Name	Mins		Score		Points Diff		Points per Min		Assists		Rebounds		Steals		Turnovers	
		On	Off	On	Off	On	Off	On	Off	On	Off	On	Off	On	Off	On	Off
0	Ebrima Dibba	09:12	30:48	12 - 28	43 - 58	-16	-15	1.30	1.40	1	8	10	30	1	1	4	6
1	Jacobi Wright	23:52	16:08	41 - 62	14 - 24	-21	-10	1.72	0.87	6	3	23	17	1	1	4	6
2	B.J. Mack	25:07	14:53	33 - 55	22 - 31	-22	-9	1.31	1.48	4	5	28	12	1	1	5	5
4	Stephen Clark	06:26	33:34	13 - 14	42 - 72	-1	-30	2.02	1.25	3	6	4	36	0	2	1	9
5	Meechie Johnson	27:53	12:07	30 - 55	25 - 31	-25	-6	1.08	2.06	5	4	28	12	2	0	7	3
12	Zachary Davis	36:16	03:44	51 - 74	4 - 12	-23	-8	1.41	1.07	9	0	37	3	2	0	9	1
15	Morris Ugusuk	08:23	31:37	14 - 21	41 - 65	-7	-24	1.67	1.30	3	6	7	33	0	2	2	8
30	Collin Murray-Boyles	27:48	12:12	32 - 55	23 - 31	-23	-8	1.15	1.89	5	4	28	12	1	1	6	4
33	Josh Gray	13:08	26:52	22 - 24	33 - 62	-2	-29	1.68	1.23	5	4	11	29	1	1	4	6
55	Ta'lon Cooper	21:55	18:05	27 - 42	28 - 44	-15	-16	1.23	1.55	4	5	24	16	1	1	8	2

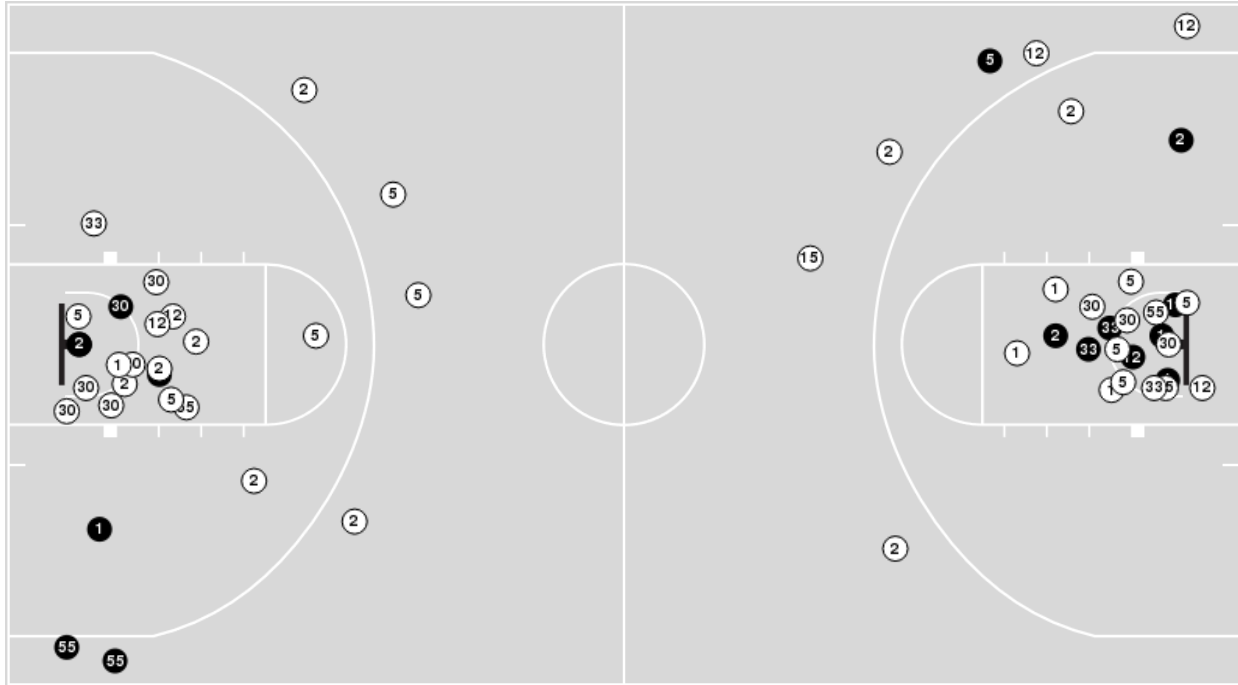
**Auburn**

No	Name	Mins		Score		Points Diff		Points per Min		Assists		Rebounds		Steals		Turnovers	
		On	Off	On	Off	On	Off	On	Off	On	Off	On	Off	On	Off	On	Off
0	K.D. Johnson	17:39	22:21	44 - 32	42 - 23	12	19	2.49	1.88	12	6	18	24	1	5	3	2
1	Aden Holloway	22:15	17:45	41 - 24	45 - 31	17	14	1.84	2.54	7	11	24	18	4	2	2	3
2	Jaylin Williams	20:28	19:32	40 - 26	46 - 29	14	17	1.95	2.35	11	7	22	20	4	2	3	2
3	Tre Donaldson	15:42	24:18	43 - 29	43 - 26	14	17	2.74	1.77	11	7	16	26	1	5	2	3
4	Johni Broome	24:42	15:18	55 - 34	31 - 21	21	10	2.23	2.03	13	5	25	17	3	3	2	3
5	Chris Moore	16:45	23:15	40 - 23	46 - 32	17	14	2.39	1.98	9	9	17	25	1	5	2	3
10	Chad Baker-Mazara	21:12	18:48	44 - 30	42 - 25	14	17	2.08	2.23	9	9	23	19	4	2	2	3
12	Denver Jones	20:18	19:42	40 - 21	46 - 34	19	12	1.97	2.34	6	12	22	20	4	2	1	4
14	Presley Patterson	02:03	37:57	2 - 2	84 - 53	0	31	0.98	2.21	0	18	2	40	1	5	1	4
20	Carter Sobera	02:03	37:57	2 - 2	84 - 53	0	31	0.98	2.21	0	18	2	40	1	5	1	4
21	Blake Muschalek	02:03	37:57	2 - 2	84 - 53	0	31	0.98	2.21	0	18	2	40	1	5	1	4
23	Addarin Scott	02:03	37:57	2 - 2	84 - 53	0	31	0.98	2.21	0	18	2	40	1	5	1	4
31	Chaney Johnson	17:29	22:31	44 - 27	42 - 28	17	14	2.52	1.87	7	11	18	24	1	5	1	4
44	Dylan Cardwell	13:15	26:45	29 - 19	57 - 36	10	21	2.19	2.13	5	13	15	27	2	4	2	3
55	Jalen Harper	02:03	37:57	2 - 2	84 - 53	0	31	0.98	2.21	0	18	2	40	1	5	1	4

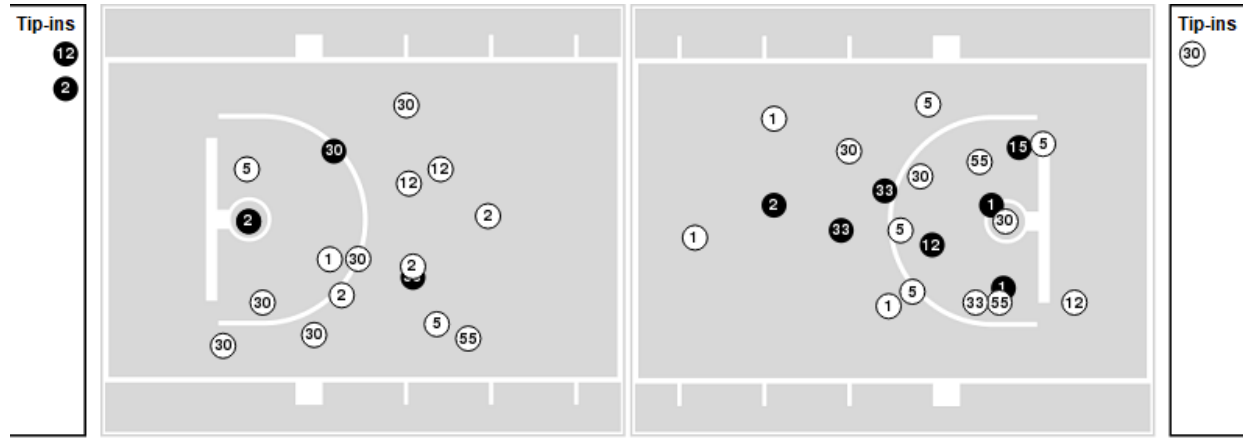


Players => AllFG Types=>AllResults=>All  
**South Carolina**

**All Field Goals**



**Blow Up Chart**



● Made    ○ Missed    N - Player Number

South Carolina	M/A	%
Field Goals	16/57	28
2 Points	13/45	29
3 Points	3/12	25
Free Throws	20/28	71

South Carolina	M/A	%
Points in the Paint	22 (11 / 39)	28
Fast Break Points	4 (4/6)	67
Second Chance Points	12 (8/16)	50
Effective FG%	31	

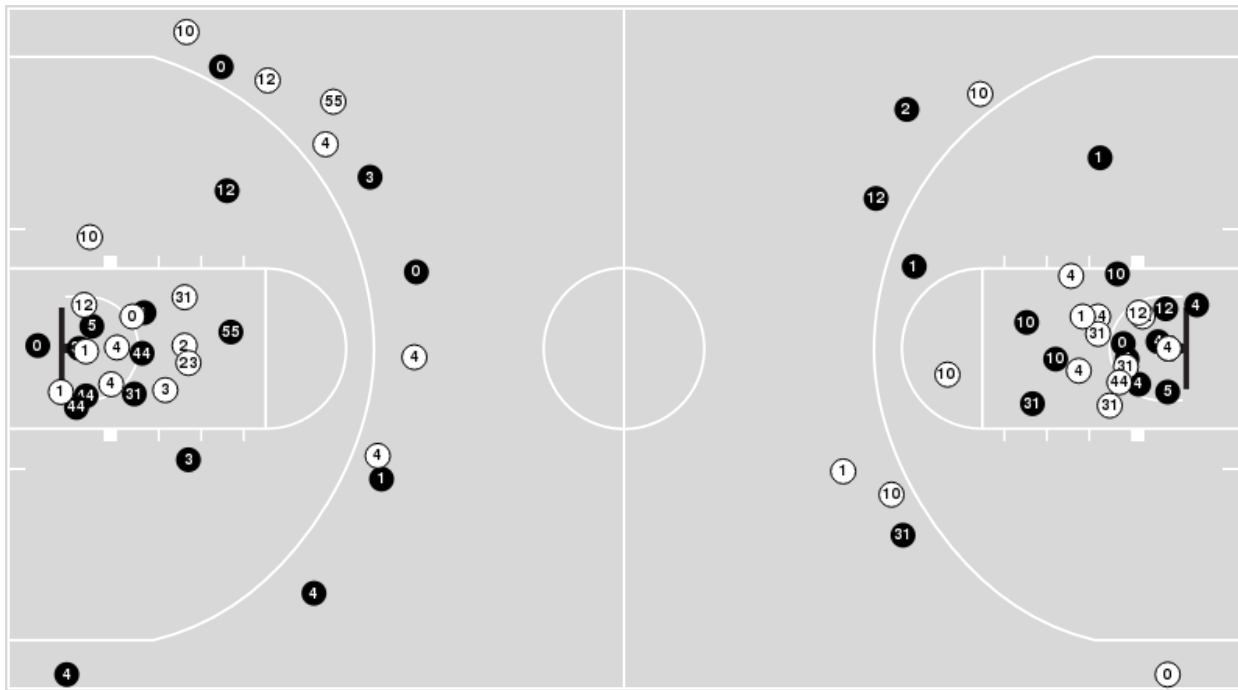


**Officials:** Terry Oglesby, Bart Lenox, Byron Jarrett

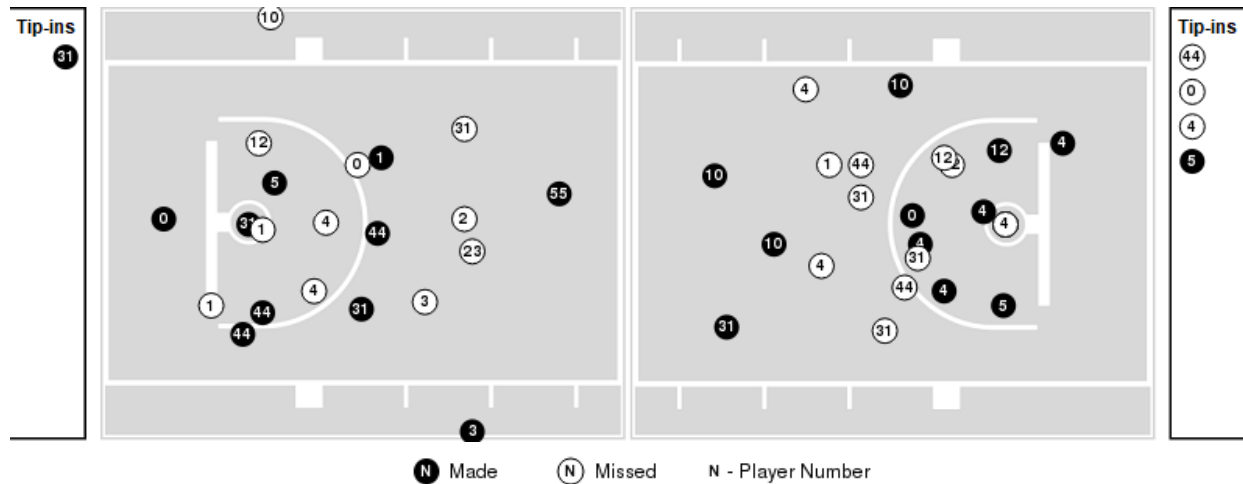
Players => AllFG Types=>AllResults=>All

**Auburn**

**All Field Goals**



**Blow Up Chart**



● Made ○ Missed N - Player Number

Auburn	M/A	%
Field Goals	34/69	49
2 Points	25/50	50
3 Points	9/19	47
Free Throws	9/17	53

Auburn	M/A	%
Points in the Paint	42 (21 / 44)	48
Fast Break Points	6 (4/7)	57
Second Chance Points	11 (6/14)	43
Effective FG%	56	



**Officials:** Terry Oglesby, Bart Lenox, Byron Jarrett

**South Carolina**

Lineup	Quarter On	Time On	Quarter Off	Time Off	Time on Court	Score	Score Diff	Reb	Stl	Tov	Ass	PPP
2- Mack B/ 5- Johnson M/ 12- Davis Z/ 30- Murray-Boyles C/ 55- Cooper T/	1	20:00	1	16:10	03:50	5-6	-1	6	0	0	1	0.9191
5- Johnson M/ 12- Davis Z/ 30- Murray-Boyles C/ 33- Gray J/ 55- Cooper T/	1	16:10	1	15:50	00:20	1-0	1	0	0	0	0	2.2727
1- Wright J/ 12- Davis Z/ 30- Murray-Boyles C/ 33- Gray J/ 55- Cooper T/	1	15:50	1	14:13	01:37	2-6	-4	0	0	1	1	0.5814
0- Dibba E/ 1- Wright J/ 12- Davis Z/ 33- Gray J/ 55- Cooper T/	1	14:13	1	13:33	00:40	2-0	2	2	0	0	0	2.0000
0- Dibba E/ 1- Wright J/ 2- Mack B/ 5- Johnson M/ 55- Cooper T/	1	13:33	1	13:15	00:18	2-1	1	1	0	0	0	2.2727
1- Wright J/ 2- Mack B/ 5- Johnson M/ 30- Murray-Boyles C/ 55- Cooper T/	1	13:15	1	13:15	00:00	0-0	0	0	0	0	0	0.0000
0- Dibba E/ 1- Wright J/ 2- Mack B/ 5- Johnson M/ 30- Murray-Boyles C/	1	13:15	1	10:43	02:32	2-6	-4	2	0	0	0	0.6667
0- Dibba E/ 1- Wright J/ 5- Johnson M/ 30- Murray-Boyles C/ 55- Cooper T/	1	10:43	1	09:49	00:54	0-5	-5	0	0	1	0	0.0000
1- Wright J/ 5- Johnson M/ 12- Davis Z/ 30- Murray-Boyles C/ 55- Cooper T/	1	09:49	1	08:58	00:51	0-2	-2	1	0	0	0	0.0000
5- Johnson M/ 12- Davis Z/ 30- Murray-Boyles C/ 33- Gray J/ 55- Cooper T/	1	08:58	1	06:52	02:06	1-2	-1	1	0	2	0	0.3472
2- Mack B/ 5- Johnson M/ 12- Davis Z/ 30- Murray-Boyles C/ 55- Cooper T/	1	06:52	1	05:40	01:12	0-2	-2	0	0	0	0	0.0000
1- Wright J/ 2- Mack B/ 12- Davis Z/ 30- Murray-Boyles C/ 55- Cooper T/	1	05:40	1	04:48	00:52	5-0	5	2	0	0	0	1.8116
0- Dibba E/ 1- Wright J/ 2- Mack B/ 12- Davis Z/ 55- Cooper T/	1	04:48	1	04:13	00:35	2-4	-2	1	0	0	0	2.2727
0- Dibba E/ 2- Mack B/ 5- Johnson M/ 12- Davis Z/ 55- Cooper T/	1	04:13	2	20:00	04:13	4-12	-8	4	1	3	1	0.5076
2- Mack B/ 5- Johnson M/ 12- Davis Z/ 30- Murray-Boyles C/ 55- Cooper T/	2	20:00	2	16:03	03:57	3-0	3	6	0	1	1	0.5102
1- Wright J/ 2- Mack B/ 5- Johnson M/ 12- Davis Z/ 30- Murray-Boyles C/	2	16:03	2	15:28	00:35	0-2	-2	0	0	0	0	0.0000
1- Wright J/ 5- Johnson M/ 12- Davis Z/ 30- Murray-Boyles C/ 33- Gray J/	2	15:28	2	13:29	01:59	3-2	1	4	1	0	1	1.2295
1- Wright J/ 2- Mack B/ 12- Davis Z/ 15- Ugusuk M/ 30- Murray-Boyles C/	2	13:29	2	11:32	01:57	1-7	-6	3	0	1	0	0.2907
1- Wright J/ 2- Mack B/ 5- Johnson M/ 12- Davis Z/ 30- Murray-Boyles C/	2	11:32	2	11:32	00:00	1-0	1	0	0	0	0	1.1364
2- Mack B/ 5- Johnson M/ 12- Davis Z/ 30- Murray-Boyles C/ 55- Cooper T/	2	11:32	2	11:02	00:30	0-2	-2	0	0	0	0	0.0000
1- Wright J/ 2- Mack B/ 5- Johnson M/ 12- Davis Z/ 30- Murray-Boyles C/	2	11:02	2	06:26	04:36	8-13	-5	3	0	0	1	1.1834
1- Wright J/ 4- Clark S/ 12- Davis Z/ 15- Ugusuk M/ 33- Gray J/	2	06:26	2	00:00	06:26	13-14	-1	4	0	1	3	1.1484



**Officials:** Terry Oglesby, Bart Lenox, Byron Jarrett

**Auburn**

Lineup	Quarter On	Time On	Quarter Off	Time Off	Time on Court	Score	Score Diff	Reb	Stl	Tov	Ass	PPP
1- Holloway A/ 2- Williams J/ 4- Broome J/ 10- Baker-Mazara C/ 12- Jones D/	1	20:00	1	17:26	02:34	4-5	-1	2	0	0	2	1.3333
1- Holloway A/ 4- Broome J/ 5- Moore C/ 12- Jones D/ 31- Johnson C/	1	17:26	1	16:10	01:16	2-0	2	1	0	0	0	1.0000
0- Johnson K/ 4- Broome J/ 5- Moore C/ 10- Baker-Mazara C/ 31- Johnson C/	1	16:10	1	16:10	00:00	0-0	0	0	0	0	0	0.0000
0- Johnson K/ 3- Donaldson T/ 4- Broome J/ 5- Moore C/ 31- Johnson C/	1	16:10	1	15:50	00:20	0-1	-1	0	0	0	0	0.0000
0- Johnson K/ 3- Donaldson T/ 4- Broome J/ 10- Baker-Mazara C/ 31- Johnson C/	1	15:50	1	15:50	00:00	1-0	1	0	0	0	0	1.1364
0- Johnson K/ 3- Donaldson T/ 10- Baker-Mazara C/ 31- Johnson C/ 44- Cardwell D/	1	15:50	1	15:20	00:30	0-2	-2	1	0	0	0	0.0000
0- Johnson K/ 2- Williams J/ 3- Donaldson T/ 10- Baker-Mazara C/ 44- Cardwell D/	1	15:20	1	13:15	02:05	6-3	3	2	1	0	1	1.5464
0- Johnson K/ 2- Williams J/ 3- Donaldson T/ 4- Broome J/ 10- Baker-Mazara C/	1	13:15	1	10:42	02:33	6-3	3	5	0	0	3	1.5000
2- Williams J/ 3- Donaldson T/ 4- Broome J/ 10- Baker-Mazara C/ 12- Jones D/	1	10:42	1	09:49	00:53	5-0	5	1	0	0	2	2.5000
1- Holloway A/ 4- Broome J/ 5- Moore C/ 12- Jones D/ 31- Johnson C/	1	09:49	1	08:32	01:17	2-0	2	3	1	0	0	1.3889
1- Holloway A/ 4- Broome J/ 10- Baker-Mazara C/ 12- Jones D/ 31- Johnson C/	1	08:32	1	07:56	00:36	2-0	2	0	0	0	0	2.0000
1- Holloway A/ 2- Williams J/ 5- Moore C/ 12- Jones D/ 44- Cardwell D/	1	07:56	1	07:49	00:07	0-1	-1	0	0	0	0	0.0000
1- Holloway A/ 2- Williams J/ 10- Baker-Mazara C/ 12- Jones D/ 44- Cardwell D/	1	07:49	1	06:52	00:57	0-0	0	1	1	1	0	0.0000
0- Johnson K/ 1- Holloway A/ 2- Williams J/ 10- Baker-Mazara C/ 44- Cardwell D/	1	06:52	1	05:40	01:12	2-0	2	3	0	0	0	2.0000
0- Johnson K/ 2- Williams J/ 3- Donaldson T/ 10- Baker-Mazara C/ 44- Cardwell D/	1	05:40	1	05:27	00:13	0-0	0	0	0	0	0	0.0000
0- Johnson K/ 2- Williams J/ 3- Donaldson T/ 4- Broome J/ 10- Baker-Mazara C/	1	05:27	1	04:48	00:39	0-5	-5	0	0	1	0	0.0000
3- Donaldson T/ 4- Broome J/ 10- Baker-Mazara C/ 12- Jones D/ 31- Johnson C/	1	04:48	1	03:46	01:02	4-2	2	1	0	0	0	2.1277
3- Donaldson T/ 4- Broome J/ 5- Moore C/ 12- Jones D/ 31- Johnson C/	1	03:46	1	01:59	01:47	5-3	2	2	0	0	1	1.5060
1- Holloway A/ 4- Broome J/ 10- Baker-Mazara C/ 12- Jones D/ 31- Johnson C/	1	01:59	1	01:59	00:00	1-0	1	0	0	0	0	2.2727
1- Holloway A/ 2- Williams J/ 4- Broome J/ 10- Baker-Mazara C/ 12- Jones D/	1	01:59	1	00:08	01:51	6-0	6	1	2	0	1	1.5464
0- Johnson K/ 1- Holloway A/ 4- Broome J/ 5- Moore C/ 31- Johnson C/	1	00:08	2	20:00	00:08	0-1	-1	0	0	1	0	0.0000
1- Holloway A/ 2- Williams J/ 4- Broome J/ 10- Baker-Mazara C/ 12- Jones D/	2	20:00	2	17:19	02:41	0-3	-3	3	0	0	0	0.0000
1- Holloway A/ 4- Broome J/ 5- Moore C/ 12- Jones D/ 31- Johnson C/	2	17:19	2	16:29	00:50	0-0	0	0	0	0	0	0.0000
1- Holloway A/ 5- Moore C/ 12- Jones D/ 31- Johnson C/ 44- Cardwell D/	2	16:29	2	15:28	01:01	2-0	2	4	0	0	0	2.0000
0- Johnson K/ 2- Williams J/ 3- Donaldson T/ 5- Moore C/ 44- Cardwell D/	2	15:28	2	10:45	04:43	11-6	5	4	0	1	2	1.1803
0- Johnson K/ 1- Holloway A/ 4- Broome J/ 5- Moore C/ 31- Johnson C/	2	10:45	2	06:26	04:19	13-7	6	3	0	0	4	1.8571
1- Holloway A/ 4- Broome J/ 10- Baker-Mazara C/ 12- Jones D/ 31- Johnson C/	2	06:26	2	04:30	01:56	4-4	0	3	0	0	0	1.3333
1- Holloway A/ 10- Baker-Mazara C/ 12- Jones D/ 31- Johnson C/ 44- Cardwell D/	2	04:30	2	03:00	01:30	3-3	0	0	0	0	0	1.5000
0- Johnson K/ 3- Donaldson T/ 5- Moore C/ 31- Johnson C/ 44- Cardwell D/	2	03:00	2	02:03	00:57	5-4	1	0	0	0	2	2.5000
14- Patterson P/ 20- Sobera C/ 21- Muschalek B/ 23- Scott A/ 55- Harper J/	2	02:03	2	00:00	02:03	2-2	0	2	1	1	0	0.5000



**Officials:** Terry Oglesby, Bart Lenox, Byron Jarrett

**South Carolina**

Lineup	Time	Score	Score Diff	Pts/Min	Reb	Stl	Tov	Ass	PPP
2- Mack B/ 5- Johnson M/ 12- Davis Z/ 30- Murray-Boyles C/ 55- Cooper T/	09:29	8-10	-2	0.8436	12	0	1	2	0.5587
1- Wright J/ 4- Clark S/ 12- Davis Z/ 15- Ugusuk M/ 33- Gray J/	06:26	13-14	-1	2.0207	4	0	1	3	1.1484
1- Wright J/ 2- Mack B/ 5- Johnson M/ 12- Davis Z/ 30- Murray-Boyles C/	05:11	9-15	-6	1.7363	3	0	0	1	1.0417
0- Dibba E/ 2- Mack B/ 5- Johnson M/ 12- Davis Z/ 55- Cooper T/	04:13	4-12	-8	0.9486	4	1	3	1	0.5076
0- Dibba E/ 1- Wright J/ 2- Mack B/ 5- Johnson M/ 30- Murray-Boyles C/	02:32	2-6	-4	0.7895	2	0	0	0	0.6667
5- Johnson M/ 12- Davis Z/ 30- Murray-Boyles C/ 33- Gray J/ 55- Cooper T/	02:26	2-2	0	0.8219	1	0	2	0	0.6024
1- Wright J/ 5- Johnson M/ 12- Davis Z/ 30- Murray-Boyles C/ 33- Gray J/	01:59	3-2	1	1.5126	4	1	0	1	1.2295
1- Wright J/ 2- Mack B/ 12- Davis Z/ 15- Ugusuk M/ 30- Murray-Boyles C/	01:57	1-7	-6	0.5128	3	0	1	0	0.2907
1- Wright J/ 12- Davis Z/ 30- Murray-Boyles C/ 33- Gray J/ 55- Cooper T/	01:37	2-6	-4	1.2371	0	0	1	1	0.5814
0- Dibba E/ 1- Wright J/ 5- Johnson M/ 30- Murray-Boyles C/ 55- Cooper T/	00:54	0-5	-5	0.0000	0	0	1	0	0.0000
1- Wright J/ 2- Mack B/ 12- Davis Z/ 30- Murray-Boyles C/ 55- Cooper T/	00:52	5-0	5	5.7692	2	0	0	0	1.8116
1- Wright J/ 5- Johnson M/ 12- Davis Z/ 30- Murray-Boyles C/ 55- Cooper T/	00:51	0-2	-2	0.0000	1	0	0	0	0.0000
0- Dibba E/ 1- Wright J/ 12- Davis Z/ 33- Gray J/ 55- Cooper T/	00:40	2-0	2	3.0000	2	0	0	0	2.0000
0- Dibba E/ 1- Wright J/ 2- Mack B/ 12- Davis Z/ 55- Cooper T/	00:35	2-4	-2	3.4286	1	0	0	0	2.2727
0- Dibba E/ 1- Wright J/ 2- Mack B/ 5- Johnson M/ 55- Cooper T/	00:18	2-1	1	6.6667	1	0	0	0	2.2727
1- Wright J/ 2- Mack B/ 5- Johnson M/ 30- Murray-Boyles C/ 55- Cooper T/	00:00	0-0	0	NaN	0	0	0	0	0.0000



**Officials:** Terry Oglesby, Bart Lenox, Byron Jarrett

**Auburn**

Lineup	Time	Score	Score Diff	Pts/Min	Reb	Stl	Tov	Ass	PPP
1- Holloway A/ 2- Williams J/ 4- Broome J/ 10- Baker-Mazara C/ 12- Jones D/	07:06	10-8	2	1.4085	6	2	0	3	0.9191
0- Johnson K/ 2- Williams J/ 3- Donaldson T/ 5- Moore C/ 44- Cardwell D/	04:43	11-6	5	2.3322	4	0	1	2	1.1803
0- Johnson K/ 1- Holloway A/ 4- Broome J/ 5- Moore C/ 31- Johnson C/	04:27	13-8	5	2.9213	3	0	1	4	1.5403
1- Holloway A/ 4- Broome J/ 5- Moore C/ 12- Jones D/ 31- Johnson C/	03:23	4-0	4	1.1823	4	1	0	0	0.9009
0- Johnson K/ 2- Williams J/ 3- Donaldson T/ 4- Broome J/ 10- Baker-Mazara C/	03:12	6-8	-2	1.8750	5	0	1	3	1.0000
1- Holloway A/ 4- Broome J/ 10- Baker-Mazara C/ 12- Jones D/ 31- Johnson C/	02:32	7-4	3	2.7632	3	0	0	0	1.5766
0- Johnson K/ 2- Williams J/ 3- Donaldson T/ 10- Baker-Mazara C/ 44- Cardwell D/	02:18	6-3	3	2.6087	2	1	0	1	1.2295
14- Patterson P/ 20- Sobera C/ 21- Muschalek B/ 23- Scott A/ 55- Harper J/	02:03	2-2	0	0.9756	2	1	1	0	0.5000
3- Donaldson T/ 4- Broome J/ 5- Moore C/ 12- Jones D/ 31- Johnson C/	01:47	5-3	2	2.8037	2	0	0	1	1.5060
1- Holloway A/ 10- Baker-Mazara C/ 12- Jones D/ 31- Johnson C/ 44- Cardwell D/	01:30	3-3	0	2.0000	0	0	0	0	1.5000
0- Johnson K/ 1- Holloway A/ 2- Williams J/ 10- Baker-Mazara C/ 44- Cardwell D/	01:12	2-0	2	1.6667	3	0	0	0	2.0000
3- Donaldson T/ 4- Broome J/ 10- Baker-Mazara C/ 12- Jones D/ 31- Johnson C/	01:02	4-2	2	3.8710	1	0	0	0	2.1277
1- Holloway A/ 5- Moore C/ 12- Jones D/ 31- Johnson C/ 44- Cardwell D/	01:01	2-0	2	1.9672	4	0	0	0	2.0000
1- Holloway A/ 2- Williams J/ 10- Baker-Mazara C/ 12- Jones D/ 44- Cardwell D/	00:57	0-0	0	0.0000	1	1	1	0	0.0000
0- Johnson K/ 3- Donaldson T/ 5- Moore C/ 31- Johnson C/ 44- Cardwell D/	00:57	5-4	1	5.2632	0	0	0	2	2.5000
2- Williams J/ 3- Donaldson T/ 4- Broome J/ 10- Baker-Mazara C/ 12- Jones D/	00:53	5-0	5	5.6604	1	0	0	2	2.5000
0- Johnson K/ 3- Donaldson T/ 10- Baker-Mazara C/ 31- Johnson C/ 44- Cardwell D/	00:30	0-2	-2	0.0000	1	0	0	0	0.0000
0- Johnson K/ 3- Donaldson T/ 4- Broome J/ 5- Moore C/ 31- Johnson C/	00:20	0-1	-1	0.0000	0	0	0	0	0.0000
1- Holloway A/ 2- Williams J/ 5- Moore C/ 12- Jones D/ 44- Cardwell D/	00:07	0-1	-1	0.0000	0	0	0	0	0.0000
0- Johnson K/ 4- Broome J/ 5- Moore C/ 10- Baker-Mazara C/ 31- Johnson C/	00:00	0-0	0	NaN	0	0	0	0	0.0000
0- Johnson K/ 3- Donaldson T/ 4- Broome J/ 10- Baker-Mazara C/ 31- Johnson C/	00:00	1-0	1	∞	0	0	0	0	1.1364