



# SOUTH CAROLINA WOMEN'S BASKETBALL

Asst. AD Communications/PR: Diana Koval | Office: 803.777.7977 | Cell: 314.369.6050 | Email: dkoval@mailbox.sc.edu  
Web: www.GamecocksOnline.com | X: @GamecockWBB | Instagram: @GamecockWBB | TikTok: @GamecockWBB | Facebook: @GamecockWBB

## 2024 SEC TOURNAMENT QUARTERFINALS

MARCH 8, 2024 – NOON – GREENVILLE, SC. – BON SECOURS WELLNESS ARENA

### HOW TO FOLLOW

**TV:** SEC Network (Eric Frede, Christy Thomaskutty, Brooke Weisbrod)  
**Radio:** 107.5 FM (Brad Muller)/SiriusXM 106 or 190  
**Live Stats:** StatBroadcast.com

### THE MATCHUP

#### GAMECOCKS

29-0, 16-0 SEC

**Ranking:** 1/1 (AP/Coaches)

**Head Coach:** Dawn Staley

**Record at SC:** 431-106 (16th)

**Career Record:** 603-186 (24th)

**Top Scorer:** Kamilla Cardoso (14.1)

**Top Rebounder:** Kamilla Cardoso (10.0)



#### MISSISSIPPI STATE

21-10, 8-8 SEC (#8 seed)

**Ranking:** -/- (AP/Coaches)

**Head Coach:** Sam Purcell

**Top Scorer:** Jerkaila Jordan (16.2)

**Top Rebounder:** Jessika Carter (10.2)

**All-Time Record vs. South Carolina:** 19-27



-- OR --

#### TEXAS A&M

18-11, 6-10 (#9 seed)

**Ranking:** -/- (AP/Coaches)

**Head Coach:** Joni Taylor

**Top Scorer:** Endyia Rogers (12.8)

**Top Rebounder:** Lauren Ware (7.9)

**All-Time Record vs. South Carolina:** 4-11



### SEC TOURNAMENT HISTORY

**South Carolina Record:** 31-25

**Staley Era Record:** 28-8

**Record in Greenville:** 12-1

**Titles:** 7 (2015, 2016, 2017, 2018, 2020, 2021, 2023)

### GAMECOCK NOTABLES

- South Carolina enters the SEC Tournament as the No. 1 seed for the third-straight season and the eighth time in the last 11 seasons. The Gamecocks went on to win the title sevens in the last 11 tournaments.
- Four Gamecocks picked up All-SEC honors, matching the 2015 team for the most in program history. Kamilla Cardoso was on the first team, while Raven Johnson, Te-Hina Paopao and Ashlyn Watkins were on the second team.
- Cardoso became the fourth Gamecock to earn SEC Defensive Player of the Year, making it five straight seasons a Gamecock has claimed the title.
- Dawn Staley was named SEC Coach of the Year for the third-straight season and seventh time overall, which trails only Pat Summitt's eight selections.
- South Carolina is out-scoring opponents by 24.1 points per game in the paint (47.2-23.1).
- The Gamecock bench is second in the nation in scoring at 33.2 points per game and is out-scoring its counterparts by 20.4 points per game, including 18.5 per SEC game.
- South Carolina has mastered "one more" in ball movement this season, ranking seventh in the country with 19.1 assists per game. It has been especially locked in of late, assisting on 65.2 percent of its made field goals over the last five games.
- Kamilla Cardoso is second in the SEC in both offensive and defensive player rating this season, and she closed the season strong averaging 15.0 points and 11.0 rebounds over her last three outings.
- Te-Hina Paopao continues to lead the nation in 3-point percentage and the SEC in player offensive rating. Third on the team in scoring and second in assists, she has her hands on 23.2 percent of the Gamecock offense (20.3 ppg).
- Raven Johnson's 2.8 assist-to-turnover ratio is ninth in the nation. She is third in the SEC with 5.0 assists per game, including 15 games of five or more assists.
- Ashlyn Watkins has been on a tear since drawing her first career start on Feb. 1, logging five double-doubles in the last 10 games of the regular season en route to 12.7 points and 8.2 rebounds per game on 61.4 percent shooting in that stretch.
- Over the last four games, Bree Hall has been hot offensively, averaging 12.0 points on 52.5 percent shooting.

### SCHEDULE/RESULTS

<i>Aflac Oui-Play (Paris, France)</i>		
Nov. 6	vs. #10/10 Notre Dame (ESPN)	W, 100-71
<b>Nov. 12</b>	<b>#14/11 Maryland (ABC)</b>	<b>W, 114-76</b>
<b>Nov. 16</b>	<b>Clemson (SECN)</b>	<b>W, 109-40</b>
<b>Nov. 20</b>	<b>South Dakota State (SECN+)</b>	<b>W, 78-38</b>
<b>Nov. 24</b>	<b>Miss. Valley St. (SECN+)</b>	<b>W, 101-19</b>
<i>ACC/SEC Challenge</i>		
Nov. 30	at #24/24 North Carolina (ESPN)	W, 65-58
<i>Jimmy V Classic</i>		
Dec. 3	at Duke (ABC)	W, 77-61
<b>Dec. 6</b>	<b>Morgan State (SECN+)</b>	<b>W, 104-38</b>
<i>Basketball Hall of Fame Showcase (Uncasville, CT)</i>		
Dec. 10	vs. #11/7 Utah (ESPN)	W, 78-69
<b>Dec. 16</b>	<b>Presbyterian (SECN+)</b>	<b>W, 99-29</b>
Dec. 19	at Bowling Green (ESPN+)	W, 93-62
Dec. 30	at East Carolina (ESPN2)	W, 73-36
Jan. 4	at Florida* (SECN)	W, 89-66
<b>Jan. 7</b>	<b>Mississippi State* (ESPN)</b>	<b>W, 85-66</b>
Jan. 11	at Missouri* (SECN+)	W, 81-57
<b>Jan. 15</b>	<b>Kentucky* (SECN)</b>	<b>W, 98-36</b>
Jan. 21	at Texas A&M* (SECN)	W, 99-64
Jan. 25	at #9/9 LSU* (ESPN)	W, 76-70
<b>Jan. 28</b>	<b>Vanderbilt* (SECN) We Back Pat</b>	<b>W, 91-74</b>
Feb. 1	at Auburn* (SECN+)	W, 76-54
<b>Feb. 4</b>	<b>Ole Miss* (ESPN2) Play 4 Kay</b>	<b>W, 85-56</b>
<b>Feb. 8</b>	<b>Missouri* (SECN)</b>	<b>W, 83-45</b>
<b>Feb. 11</b>	<b>#11/9 Connecticut (ESPN)</b>	<b>W, 83-65</b>
Feb. 15	at Tennessee* (ESPN)	W, 66-55
<b>Feb. 18</b>	<b>Georgia* (ABC)</b>	<b>W, 70-56</b>
<b>Feb. 22</b>	<b>Alabama* (SECN)</b>	<b>W, 72-44</b>
Feb. 25	at Kentucky* (SECN)	W, 103-55
Feb. 29	at Arkansas* (SECN)	W, 98-61
<b>Mar. 3</b>	<b>Tennessee* (ESPN)</b>	<b>W, 76-68</b>
<i>SEC Tournament (Greenville, S.C.)</i>		
Mar. 8	Miss. State/Texas A&M (SECN)	Noon
Mar. 9	Semifinals (ESPNU)	4:30 p.m.
Mar. 10	Championship (ESPN)	3 p.m.

\* indicates SEC game

All Times Listed as Eastern and are subject to change  
Television outlet listed in parentheses

# 4

Four Gamecocks on an All-SEC team tied the program record, originally set in 2015.

# 7

South Carolina has won seven SEC Tournament titles in the last nine seasons.

# 8

The Gamecocks have used eight different starting lineups this season.

# 9












South Carolina has nine players averaging at least 14 minutes per game.

# 14

The Gamecocks' 14 wins over NET top-50 teams leads the nation.

# 65.2

In the last five games, South Carolina assisted on 65.2 percent of its made field goals.

0		<p><b>Te-Hina Paopao</b> <i>tuh-HEE-nuh POW-pow</i></p> <p>5-9 • Sr. • Guard Oceanside, Calif.</p>	<p><b>Season</b></p> <p>PPG 11.5 APG 3.8 FG% .483 3FG% .486 FT% .840</p>	<p><b>Career</b></p> <p>12.2 3.6 .434 .408 .863</p>	<p><b>LAST GM:</b> 14 pts, 4 assts, 4 rebs vs. Tenn. <b>NOTABLE:</b> Good court vision and shooter ... 2nd-team All-SEC ... 1st in NCAA in 3FG%; in SEC, 2nd in 3s/gm (2.4), 4th in A:TO (2.5), 10th in appg ... Nancy Lieberman, Staley, Naismith, Wooden Watch Lists.</p>	<p><b>Career Highs</b></p> <p><b>Pts:</b> 28 vs. Stanford, 3/2/23<sup>*</sup> <b>Reb:</b> 9 vs. Stanford, 2/15/21<sup>*</sup> <b>Asst:</b> 10 vs. USD, 3/23/23<sup>*</sup> <b>Stl:</b> 4, 2x, vs. Seatt., 11/12/22<sup>*</sup> <b>3FG:</b> 7, 2x, vs. Stan., 3/23/23<sup>*</sup></p>
2		<p><b>Ashlyn Watkins</b> <i>ASH-lynn</i></p> <p>6-3 • So. • Forward Columbia, S.C.</p>	<p><b>Season</b></p> <p>PPG 10.0 RPG 7.2 BPG 2.4 FG% .589 FT% .560</p>	<p><b>Career</b></p> <p>7.4 5.1 1.6 .580 .526</p>	<p><b>LAST GM:</b> 13 pts, 4 rebs vs. Tenn. <b>NOTABLE:</b> Strong, effortlessly athletic ... 2nd-team All-SEC ... 17th in NCAA in bpg; in SEC 11th in rpg ... 8 dbl-dbls (5 in last 10 gms) ... in SEC games – 9th in rpg (7.5), 3rd in bpg (2.1), 10th off. rpg (2.6).</p>	<p><b>Career Highs</b></p> <p><b>Pts:</b> 21 at Arkansas, 2/29/24 <b>Reb:</b> 15 at Auburn, 2/1/24 <b>Blk:</b> 6, 2x, at Florida, 1/4/24 <b>Asst:</b> 4 at Kentucky, 2/25/24 <b>Stl:</b> 4, 2x, at Tennessee, 2/15/24</p>
5		<p><b>Tessa Johnson</b></p> <p>6-0 • Fr. • Guard Albertville, Minn.</p>	<p><b>Season</b></p> <p>PPG 5.6 APG 1.1 FG% .463 3FG% .463 FT% .800</p>	<p><b>Career</b></p> <p>5.6 1.1 .463 .463 .800</p>	<p><b>LAST GM:</b> 4 pts, 2 assts, 1 stl vs. Tenn. <b>NOTABLE:</b> Multi-level scoring threat ... 6 gms of 10+ pts ... last 4 gms – 8.3 ppg, 61.1 FG% 77.8 3FG% in last 4 gms ... #25 in 2023 Class ... McDonald's All-American (won 3-pt contest).</p>	<p><b>Career Highs</b></p> <p><b>Pts:</b> 16 vs. Morgan St, 12/6/23 <b>Reb:</b> 7 vs. Maryland, 11/12/23 <b>Asst:</b> 5 vs. Missouri, 2/8/24 <b>Stl:</b> 3, 2x, vs. Alabama, 2/22/24 <b>3FG:</b> 4 at Arkansas, 2/29/24</p>
10		<p><b>Kamilla Cardoso</b> <i>kuh-MILL-uh car-DOE-zo</i></p> <p>6-7 • Sr. • Center Montes Claros, Brazil</p>	<p><b>Season</b></p> <p>PPG 14.1 RPG 10.0 BPG 2.7 FG% .581 FT% .670</p>	<p><b>Career</b></p> <p>10.3 7.8 2.1 .569 .665</p>	<p><b>LAST GM:</b> 18 pts, 14 rebs vs. Tenn. <b>NOTABLE:</b> Dominant on both ends ... SEC Def. POY, 1st-team All-SEC ... 13 dbl-dbls ... 13th in NCAA in bpg, 1st in FG% ... 3.6 off. rpg ... all NPOY &amp; Lisa Leslie watch lists ... 2023 SEC 6th Woman of the Year.</p>	<p><b>Career Highs</b></p> <p><b>Pts:</b> 25 vs. Lincoln, 12/2/20<sup>*</sup> <b>Reb:</b> 16, 3x, vs. UGA, 2/18/24<sup>*</sup> <b>Assts:</b> 6, 2x, vs. Miss. St., 1/7/24 <b>Blk:</b> 9 vs. Notre Dame, 1/31/21<sup>*</sup> <b>Stl:</b> 3 vs. Georgia, 2/18/24</p>
12		<p><b>MiLaysia Fulwiley</b> <i>my-LAY-zhuh full-WHY-lee</i></p> <p>5-10 • Fr. • Guard Columbia, S.C.</p>	<p><b>Season</b></p> <p>PPG 11.6 APG 2.3 FG% .440 3FG% .304 FT% .768</p>	<p><b>Career</b></p> <p>11.6 2.3 .440 .304 .768</p>	<p><b>LAST GM:</b> 13 pts, 3 assts, 3 stls vs. Tenn. <b>NOTABLE:</b> A “generational player” who soaks up coaching ... SEC All-Freshman Team ... team's top scorer 8x, 19 gms of 10+ points ... #13 in Class of 2023 ... HS All-American ... 4x SCBCA Plyr of the Yr.</p>	<p><b>Career Highs</b></p> <p><b>Pts:</b> 21 at Texas A&amp;M, 1/21/24 <b>Reb:</b> 9, 2x, at ECU, 12/30/23 <b>Asst:</b> 6, 2x, vs. Miss. St, 12/6/23 <b>Stl:</b> 6, 2x, vs. Missouri, 2/8/24 <b>3FG:</b> 4 vs. Clemson, 11/16/23</p>
20		<p><b>Sania Feagin</b> <i>suh-NYE-uh FAY-ghin</i></p> <p>6-3 • Jr. • Forward Ellenwood, Ga.</p>	<p><b>Season</b></p> <p>PPG 6.7 RPG 3.5 BPG 0.6 FG% .585 FT% .673</p>	<p><b>Career</b></p> <p>4.4 2.4 0.6 .595 .664</p>	<p><b>LAST GM:</b> 1 pt, 3 rebs, 2 blks vs. Tenn. <b>NOTABLE:</b> Physical inside player, stretching offensive range ... growing confidence ... last 5 gms – 7.2 ppg, 5.0 rpg, 1.6 bpg, 18.3 mins/gm, 2 starts ... 9 games of 10+ points.</p>	<p><b>Career Highs</b></p> <p><b>Pts:</b> 16 at Kentucky, 2/25/24 <b>Reb:</b> 9 at Arkansas, 2/29/24 <b>Asst:</b> 4, 2x, at Kentucky, 2/25/24 <b>Blk:</b> 5 at Kentucky, 2/25/24 <b>Stl:</b> 2 at Georgia, 2/13/22</p>
21		<p><b>Chloe Kitts</b></p> <p>6-2 • So. • Forward Ovideo, Fla.</p>	<p><b>Season</b></p> <p>PPG 9.4 RPG 6.1 BPG 0.8 FG% .525 FT% .662</p>	<p><b>Career</b></p> <p>6.3 4.3 0.5 .504 .646</p>	<p><b>LAST GM:</b> 2 rebs, 13 mins vs. Tenn. <b>NOTABLE:</b> Tenacious, physical ... 19th in SEC in rpg ... 4 dbl-dbls, 16 gms of 10+ pts, 6 gms of 10+ rebs ... 2023 FIBA U19 World Cup gold ... early enrollee (Dec. 2022), ranked #17 in 2023 Class.</p>	<p><b>Career Highs</b></p> <p><b>Pts:</b> 21 at BGSU, 12/19/23 <b>Reb:</b> 14 vs. Morgan St., 12/6/23 <b>Asst:</b> 5, 2x, at Kentucky, 2/25/24 <b>Blk:</b> 5 vs. Missouri, 2/8/24 <b>Stl:</b> 2, 4x, vs. Alabama, 2/22/24</p>
23		<p><b>Bree Hall</b></p> <p>6-0 • Jr. • Guard Dayton, Ohio</p>	<p><b>Season</b></p> <p>PPG 10.0 APG 1.2 FG% .458 3FG% .415 FT% .750</p>	<p><b>Career</b></p> <p>5.6 0.5 .412 .375 .670</p>	<p><b>LAST GM:</b> 13 pts, 6 rebs, 3 blks vs. Tenn. <b>NOTABLE:</b> Tough defender, explosive to the rim, solid shooter ... career best in all shooting %ages ... 15 gms in double-digit scoring, 7 games of at least three 3s ... last 5 gms – 11.4 ppg, .490 FG%.</p>	<p><b>Career Highs</b></p> <p><b>Pts:</b> 21 at Missouri, 1/11/24 <b>Reb:</b> 7 vs. Ole Miss, 2/4/24 <b>Asst:</b> 3, 5x, last vs. Vandy, 1/28/24 <b>Stl:</b> 3 at LSU, 1/25/24 <b>3FG:</b> 4, 3x, at Missouri, 1/11/24</p>
24		<p><b>Sahnja Jah</b> <i>suh-NYE-uh JAW</i></p> <p>6-0 • Fr. • Forward Alexandria, Va.</p>	<p><b>Season</b></p> <p>PPG 3.1 RPG 2.0 BPG 0.1 FG% .362 FT% .333</p>	<p><b>Career</b></p> <p>3.2 2.0 0.1 .368 .300</p>	<p><b>LAST GM:</b> 1 pt, 2 rebs, 3 mins vs. OM <b>NOTABLE:</b> Incredibly athletic, fearless, competitive on both sides of the ball ... #40 overall in Class of 2023 ... WBCA Hon. Men. All-Amer. ... led Montverde to 2023 GEICO HS National Championship.</p>	<p><b>Career Highs</b></p> <p><b>Pts:</b> 8 vs. Clemson, 11/16/23 <b>Reb:</b> 7 vs. MVSU, 11/24/23 <b>Asst:</b> 4 vs. MVSU, 11/24/23 <b>Blk:</b> 1 vs. S. Dakota St., 11/20/23 <b>Stl:</b> 2 vs. S. Dakota St., 11/20/23</p>
25		<p><b>Raven Johnson</b></p> <p>5-9 • So. • Guard Atlanta, Ga.</p>	<p><b>Season</b></p> <p>PPG 8.1 APG 5.3 FG% .448 3FG% .339 FT% .625</p>	<p><b>Career</b></p> <p>5.7 4.0 .411 .289 .636</p>	<p><b>LAST GM:</b> 8 rebs, 4 assts, 1 blk vs. Tenn. <b>NOTABLE:</b> Great instincts ... quick with ball and good decision maker ... 2nd-team All-SEC ... career-high FG% ... 9th in NCAA in A:TO (2.8); 3rd in SEC in appg ... 2023 SEC All-Freshman Team</p>	<p><b>Career Highs</b></p> <p><b>Pts:</b> 18 vs. S. Dak. St., 11/20/23 <b>Reb:</b> 15 at Tennessee, 2/15/24 <b>Asst:</b> 17 vs. Clemson, 11/16/23 <b>Stl:</b> 5, 3x, vs. MVSU, 11/24/23 <b>3FG:</b> 3, 2x, at Duke, 12/3/23</p>
35		<p><b>Sakima Walker</b> <i>suh-KEY-muh</i></p> <p>6-5 • Sr. • Center Columbus, Ohio</p>	<p><b>Season</b></p> <p>PPG 2.2 RPG 1.4 BPG 0.5 FG% .525 FT% .737</p>	<p><b>Career</b></p> <p>3.2 2.0 0.5 .551 .623</p>	<p><b>LAST GM:</b> 2 mins vs. Tenn. <b>NOTABLE:</b> Scorer, rebounder, rim defender ... NJCAA D1 Player of the Year and Tournament MVP, led NW Florida to 2023 national title ... last 3 games – 2.7 ppg, 1.3 rpg, .667 FG%.</p>	<p><b>Career Highs</b></p> <p><b>Pts:</b> 13 vs. Wagner, 12/18/21<sup>*</sup> <b>Reb:</b> 8 vs. Sac. Heart, 12/20/20<sup>*</sup> <b>Asst:</b> 2 vs. Hamp., 12/18/20<sup>*</sup> <b>Blk:</b> 3, 2x, vs. Alabama, 2/22/24<sup>*</sup> <b>Stl:</b> 3, 3x, C Conn St., 12/14/21<sup>*</sup></p>

\* indicates includes games at previous NCAA Div. I institution

## QUICK FACTS

### The University

**Location:** Columbia, S.C.  
**Founded:** 1801  
**Enrollment:** 36,200  
**Colors:** Garnet (PMS 202C) and Black  
**Nickname:** Gamecocks  
**Conference:** Southeastern  
**University President:** Michael Amiridis  
**Athletics Director:** Ray Tanner  
**Facility:** Colonial Life Arena (18,000)

### Coaching Staff

**Head Coach:** Dawn Staley  
**Alma Mater:** Virginia, 1992  
**Overall Record:** 603-186 (24th season)  
**School Record:** 431-106 (16th season)  
**Assoc. Head Coach, Alma Mater:**  
 Lisa Boyer, Ithaca, 1979 (15th season)  
**Assistant Coaches, Alma Mater:**  
 Jollette Law, Iowa, 1990 (6th season)  
 Winston Gandy, Maryland, 2003 (1st season)  
 Mary Wooley, USC Aiken, 2002 (1st season)  
 Khadijah Sessions, South Carolina, 2016 (1st season)

### Team Information

**2022-23 Record:** 36-1  
 Home: 17-0 Away: 13-0 Neutral: 6-1  
**SEC Record (Finish):** 16-0 (1st)  
 Home: 8-0 Away: 8-0  
**Letterwinners Returning/Lost:** 6/8  
**Starters Returning/Lost:** 5/0

### Program History

**First Year of Women's Basketball:** 1974-75  
**All-Time Record:** 1,011-535 (50th season)  
**All-Time SEC Record:** 263-232 (33rd season)  
**NCAA Appearances (Last):** 19 (2023)  
**NCAA Tournament Record:** 44-17  
**2023 NCAA Result:** Final Four  
**WNIT Appearances (Last):** 4 (2011)  
**WNIT Record:** 3-4

### Media Relations

**Women's Basketball Contact:** Diana Koval  
**Office:** 803.777.7977  
**Cell:** 314.369.6050  
**Email:** dkoval@mailbox.sc.edu  
**Women's Basketball on Social Media:**  
**Twitter:** @GamecockWBB  
**Instagram:** @GamecockWBB  
**Facebook:** @GamecockWBB  
**TikTok:** @GamecockWBB  
**Head Coach on Social Media**  
**Twitter:** @DawnStaley  
**Instagram:** @Staley05  
**Athletics Department on the Web**  
**Website:** GamecocksOnline.com  
**Twitter:** @GamecocksOnline  
**Instagram:** @GamecocksOnline  
**Facebook:** Facebook.com/GamecocksOnline  
**YouTube:** YouTube.com/GamecocksOnline

## CURRENT STREAKS

	Total	Home	Road	Neut.
Overall	W29	W57	W32	W2
SEC	W47	W39	W23	—
Non-Conference	W13	W26	W11	W2
Ranked Teams	W6	W12	W9	W2

### A Perennial Power

South Carolina women's basketball had been a national power for more than a decade under head coach Dawn Staley, including six 30-win seasons in the last nine campaigns. The Gamecocks have played in five Final Fours in the last eight NCAA Tournaments, including winning the 2017 and 2022 National Championships. They have been ranked in every AP Poll since Dec. 10, 2012, including a top-10 spot every week since the start of the 2019-20 season. The Gamecocks have amassed 80 AP No. 1 rankings all-time, the fourth-most by a program in the history of that poll (3rd is La. Tech, 83).

Under head coach Dawn Staley's leadership, nine Gamecocks have earned All-America status, three have earned SEC Player of the Year honors and 22 have picked up All-SEC recognition at least once. In the last nine seasons, 14 Gamecocks have been selected in the WNBA Draft, including 10 first-round picks, highlighted by two No. 1 overall picks in the last six years. Three Gamecocks have been named WNBA Rookie of the Year and one is a two-time WNBA MVP and two-time WNBA Defensive Player of the Year.

### The Mississippi State Series

The Gamecocks are 27-19 all-time against the Bulldogs, including wins in the last six meetings. In the Dawn Staley era (beginning 2008-09), South Carolina is 18-6 in the series, including an 85-66 win in Columbia earlier this season.

### The Texas A&M Series

The Gamecocks are 11-4 all-time against Texas A&M with 11 wins in the last 12 games, including the last four. All games have been played in the Dawn Staley era at South Carolina (beginning 2008-09).

### SEC Tournament Take

South Carolina is 31-25 all-time in the SEC Tournament since joining the league for the 1991-92 season. Head coach Dawn Staley is 28-8 in the event with seven championships, all coming in the last nine years.

The Gamecocks have reached the tournament championship game eight times. With titles in 2015, 2016, 2017 and 2018, South Carolina is the only program in league history to win four consecutive SEC Tournament title, and the Gamecocks added three more titles in 2020, 2021 and 2023.

## 2023-24 AWARDS

### Kamilla Cardoso

SEC Defensive Player of the Year  
 All-SEC First Team  
 4x USBWA Player of the Week (11/6-12, 11/27-12/3; 1/23-28; 2/12-18)  
 3x SEC Player of the Week (11/6-13; 1/23-28; 2/13-19)  
 USBWA Player of the Year Watch List  
 Wooden Award Late Season Top 20  
 Wade Trophy Watch List  
 Naismith Trophy Midseason Team  
 Naismith Defensive Player of the Year Watch List  
 Lisa Leslie Award Top 10

### MiLaysia Fulwiley

SEC All-Freshman Team  
 2x SEC Freshman of the Week (1/16-22, 1/30-2/5)  
 The Dawn Staley Award Later Season Watch List

### Bree Hall

SEC Community Service Team

### Raven Johnson

All-SEC Second Team  
 SEC co-Player of the Week (11/14-20)  
 The Dawn Staley Award Later Season Watch List

### Te-Hina Paopao

All-SEC Second Team  
 SEC Player of the Week (12/5-11)  
 USBWA Player of the Year Watch List  
 Wooden Award Late Season Top 20  
 Naismith Trophy Midseason Team  
 Nancy Lieberman Award Finalist  
 The Dawn Staley Award Later Season Watch List

### Ashlyn Watkins

All-SEC Second Team

### Dawn Staley

SEC Coach of the Year  
 Naismith Coach of the Year Late Season Watch List

## GAMECOCKS IN THE RANKINGS (thru games of 3/5)

Team	SEC	NCAA	Actual	Kamilla Cardoso	SEC	NCAA	Actual
Scoring Offense	2	3	87.0	Points Per Game	14	235	14.1
Scoring Defense	1	11	54.8	Rebounds Per Game	6	33	10.0
Scoring Margin	1	1	+32.2	Field Goal Percentage	1	21	.581
Field Goal Percentage	1	4	.501	Blocks Per Game	1	13	2.7
Field Goal %age Def.	1	1	.314	Offensive Rebs. Per Game	3	—	3.6
3-Point FG %age	1	3	.401	Double-Doubles	5	31	13
3-Point FG %age Def.	1	8	.259				
3-Point FG Made/Gm.	6	124	6.6	<b>Raven Johnson</b>	<b>SEC</b>	<b>NCAA</b>	<b>Actual</b>
Free Throw Percentage	12	285	.677	Assists Per Game	3	41	5.0
Rebounds Per Game	1	2	47.1	A:TO Ratio	2	9	2.8
Rebounding Margin	2	4	+12.9				
Offensive Rebound Avg.	4	28	14.3	<b>Chloe Kitts</b>	<b>SEC</b>	<b>NCAA</b>	<b>Actual</b>
Defensive Rebound Avg.	1	1	32.8	Rebounds Per Game	19	—	6.1
Assists Per Game	1	7	19.1				
Steals Per Game	5	70	9.2	<b>Te-Hina Paopao</b>	<b>SEC</b>	<b>NCAA</b>	<b>Actual</b>
Turnover Margin	5	60	+3.0	3-Point FG Percentage	1	1	.486
Turnovers Per Game	2	31	13.1	3FGs Made Per Game	2	43	2.4
Assist-to-Turnover Ratio	1	9	1.5	A:TO Ratio	4	24	2.5
Blocked Shots Per Game	1	1	8.1				
Bench Points Per Game	1	2	33.2	<b>Ashlyn Watkins</b>	<b>SEC</b>	<b>NCAA</b>	<b>Actual</b>
Home Attendance Avg.	1	1	16,489	Rebounds Per Game	11	183	7.2
				Blocks Per Game	2	17	2.4



**Neutral Stance**

The Gamecocks are 162-96 (.628) all-time on a neutral court. South Carolina head coach Dawn Staley is 79-27 in games played at neutral sites (.745), including a 49-17 (.754) mark in postseason play.

**Ranking Review**

South Carolina sits atop both national polls again this week. It marks the 80th time the Gamecocks have been No. 1 in the AP Poll – the fourth-most of any program in that poll's history (3rd is La. Tech, 83).

The Gamecocks have the longest active streak of weeks in the AP Top 10 at 93, beginning with the 2019-20 preseason poll. Their 224 straight appearances in the AP Poll, dating back to Dec. 10, 2012, marks the second-longest active streak in the nation and the ninth longest all-time (8th place, Notre Dame, 234).

In the USA Today/WBCA Coaches' Poll, South Carolina has been in the top 10 since claiming the No. 10 spot in the 2019-20 preseason poll.

**SEC Sayings**

South Carolina has been the benchmark in the SEC over the last decade, amassing eight regular-season titles since 2013-14 (11 seasons) and finishing no lower than second in that time. Since that season, the Gamecocks have a 161-15 record (.914) in league action, including a 77-3 mark (.963) over the last five seasons (beginning 2019-20). South Carolina set a new SEC record with its 43rd-consecutive league victory with its win over Georgia on Feb. 18. The streak spans three seasons beginning on Jan. 2, 2022, with a win over Mississippi State and now stands at 47.

The Gamecocks have also had a lock on the SEC Tournament, winning seven titles since claiming their first in 2015. They became the first program to win four consecutive tournaments, claiming the crowns 2015-18.

In the last decade, three Gamecocks have been named SEC Player of the Year a combined seven times, three have collected seven SEC Defensive Player of the Year honors, two have been the league's 6th-Woman of the Year, three

have been the league Freshman of the Year, one has been the SEC Scholar-Athlete of the Year, and Staley has been the Coach of the Year seven times – one shy of Pat Summitt's league-record eight selections.

**Ranked Readings**

Against ranked teams, South Carolina is 112-67 (.626) in the Dawn Staley era (beginning 2008-09), and even that mark is skewed by the early seasons of her tenure. Since the start of the 2014-15 campaign, the Gamecocks are 97-28 (.776) against ranked teams.

This season, South Carolina is 6-0 vs. ranked teams, and those five are the most by any team this season as are the Gamecocks' five top-15 victories.

**The Staley File**

In her 24th season as a head coach, Dawn Staley has a .764 (603-186) winning percentage, which ranks 10th in the nation among all active head coaches and sixth among those with at least 20 years in the position.

The unanimous 2020 National Coach of the Year, Staley became the first person to win both Naismith Player of the Year and a Naismith Coach of the Year and the first Black head coach to win multiple national championships in men's or women's basketball. She has been named national coach of the year by at least one organization four times, including three times in the last four seasons.

In her 16 seasons with the Gamecocks, Staley is the program's all-time winningest coach (431) with a program-record 12 postseason appearances. She accounts for all five of the Gamecocks' Final Four appearances (2015, 2017, 2021, 2022, 2023) and the first NCAA National Championships in program history (2017, 2022).

Staley won her 600th career game as a head coach with a 72-44 win over Alabama (Feb. 22, 2024), needing just 104 games to go from her 500th win (vs. Mercer, Mar. 21, 2021) to the 600th.

Staley's eight SEC regular-season championships trail only Pat Summitt's 16 in league history, and her seven SEC Coach of the Year awards trails Summitt's league record by just one. Staley's 199 SEC regular-season wins are the most among active league coaches and third all-time – behind just Summitt (Tennessee, 306) and Andy Landers (Georgia, 273). Her 12.4 SEC wins per season is the best in league history among coaches with more than three years in the league, and her .783 SEC winning percentage (199-55) is second only to Summitt (.874) among coaches in that group.

**Opponent Files**

South Carolina's regular-season schedule includes six games against teams ranked at the time of the game, including five in non-conference action. Four of those games came in the first five weeks of the season – against #10/10 Notre Dame (W, 100-71), #14/11 Maryland (W, 114-76), at #24/24 North Carolina (W, 65-58), against #11/7 Utah (78-69). South Carolina later added wins at SEC rival #9/9 LSU (76-70) and against #11/9 UConn (W, 83-65).

The Gamecocks' schedule is ranked the 34th toughest in the nation with opponents posting a .605 winning percentage. South Carolina's average opponent NET ranking is 24th. The Gamecocks' 14 wins against NET top-50 teams are the most in the country.

**NATIONAL RANKINGS**

**Associated Press Poll (Mar. 4)**

1. South Carolina	29-0
2. Stanford	26-4
3. Iowa	26-4
4. Ohio State	25-4
5. Southern Cal	23-5
6. Texas	27-4
7. UCLA	24-5
8. LSU	26-4
9. UConn	26-5
10. NC State	25-5
11. Virginia Tech	23-6
12. Indiana	24-4
13. Oregon State	23-6
14. Notre Dame	23-6
15. Gonzaga	29-2
16. Kansas State	24-6
17. Baylor	23-6
18. Colorado	21-8
19. Oklahoma	21-8
20. Syracuse	23-6
21. Creighton	24-4
22. Utah	21-9
23. UNLV	26-2
24. Louisville	23-8
25. Fairfield	26-1

**USA Today/WBCA Coaches' Poll (Mar. 5)**

1. South Carolina	29-0
2. Stanford	26-4
3. Iowa	26-4
4. Ohio State	25-4
8. LSU	26-4
6. Texas	27-4
7. UCLA	24-5
5. Southern Cal	23-5
9. UConn	26-5
10. NC State	25-5
11. Virginia Tech	23-6
12. Indiana	24-4
15. Gonzaga	29-2
14. Notre Dame	23-6
13. Oregon State	23-6
16. Kansas State	24-6
17. Baylor	23-6
21. Creighton	24-4
18. Colorado	21-8
20. Syracuse	23-6
19. Oklahoma	21-8
22. Utah	21-9
23. UNLV	26-2
24. Louisville	23-8
25. Princeton	22-4

**Awards Season**

South Carolina picked up eight recognitions when the SEC coaches' votes were tallied for postseason awards with seven-time SEC Coach of the Year Dawn Staley and SEC Defensive Player of the Year Kamilla Cardoso headlining the list. Cardoso was the lone Gamecock on the All-SEC First Team, but a trio of second-team selections – Raven Johnson, Te-Hina Paopao, Ashlyn Watkins – made it a program-record tying All-SEC haul. MiLaysia Fulwiley rounded out the group with All-Freshman honors.

**IN THE STALEY ERA (16th season)**

<b>Wins</b>	
30-Win Seasons	6
25-Win Seasons (includes 2023-24)	12
20-Win Seasons (includes 2023-24)	13
Winning Seasons (includes 2023-24)	14

<b>National Rankings</b>	
Weeks in the AP Top 25	229
Weeks in the AP Top 10	184
Weeks in the AP Top 3	113
Weeks at AP No. 1	80

<b>Postseason</b>	
NCAA Tournament Appearances	11
NCAA Sweet 16s	10
NCAA Final Fours	5
National Championships	2

<b>In the SEC</b>	
Regular-Season Championships (includes 2023-24)	8
Regular-Season Top 3 Finishes (includes 2023-24)	12
Tournament Championships	7

**GAMECOCKS IN 2023-24 NATIONAL POLLS**

Poll	Pre	11/13	11/20	11/27	12/4	12/11	12/18	12/25	1/1	1/8	1/15	1/22	1/29	2/5	2/12	2/19	2/26	3/4	3/11	Final
Associated Press	6	1	1	1	1	1	1	1	1	1	1	1	1	1	1	1	1	1	1	1
Coaches	4	1	1	1	1	1	1	1	1	1	1	1	1	1	1	1	1	1	1	1

## Closing Out the Close Ones

While South Carolina leads the country in scoring margin (+32.2), the Gamecocks' lead has been in single digits going into or during the fourth quarter seven times, including one game they trailed (by 4 at LSU, Jan. 25) and one that was tied (at Tennessee, Feb. 15) heading into the final 10 minutes.

South Carolina won all seven games, out-scoring its opponent by an average of 6.3 points in the final period. The Gamecocks posted a double-digit fourth-quarter edge in the three closest of those games – +13 at Duke, (Dec. 3), +11 at Tennessee (Feb. 15) and +10 at LSU (Jan. 25).

## Keep It a Buck

South Carolina has reached 100 points six times this season, setting the program record for 100-point games in a season. The 2020-21 team still holds the program record for SEC 100-point games in a season at two.

The Gamecocks opened the season hitting the 100-point mark in three straight games, the longest such streak in program history. South Carolina's 114 points against Maryland were the second-most in program history and the most against a ranked opponent.

## Bench Mob

The quality of South Carolina's depth ranks among the best in the nation. The Gamecocks' six-woman bench is second in the nation with an SEC-best 33.2 points per game. The South Carolina bench has out-scored its opponents' starters nine times this season, and the Gamecocks' top scorer in a game has been off the bench eight times.

The Gamecock bench has outscored its counterparts by 20.4 points per game, including a +18.5 margin in SEC action. The group has been most dominant against ranked opponents, outpacing that group's bench by 21.0 points per game. Only two opponents have had their bench out-score the Gamecocks' – by 10 at Duke (Dec. 3), by 5 vs. Georgia (Feb. 18).

## All About Balance

South Carolina's success this season has been built on its balance in all aspects of the game.

The Gamecocks are ranked among the nation's top 15 in both scoring offense (3rd, 87.0 ppg) and defense (11th, 54.8 ppg) and are the only team among the top 30 in both.

South Carolina is fourth in the nation in field goal percentage (.501) and first in field goal percentage defense (.314). In SEC action, the Gamecocks led the league in all four categories – 84.3 ppg, 57.9 ppg allowed – .491 field goal percentage, .334 field goal percentage allowed.

The Gamecock offense is balanced as well with 54.3 percent of points coming in the paint (47.2 ppg). The guards are scoring 52.9 percent of the points (46.0 ppg). South Carolina averages 42.4 points in the first half and 44.5 in the second.

## Dime Droppers

There are few things head coach Dawn Staley likes more than the extra pass. Long preaching that the ball will find who should shoot it, she has seen this year's team bring that philosophy to life. The Gamecocks twice broke the program's Staley-era record for single-game assists and have three games of 30 assists on the season. Their .569 assist percentage is the program's highest since 2014-15 (.588). That number has been bolstered by a 65.2 percent mark over the last five games.

The Gamecocks are seventh in the country with an SEC-best 19.1 assists per game and ninth in assist-to-turnover ratio at 1.5, also an SEC best. Five Gamecocks average at least two assists per game, including center Kamilla Cardoso's 2.2.

Raven Johnson leads the way at third in the SEC with 5.0 assists per game. Her 17 assists against Clemson (Nov. 16) were the second-most in program history, the most by an SEC player since 2005 and the most by any NCAA Div. I player this season. She is second in the SEC with a 2.8 assist-to-turnover ratio, which ranks ninth in the NCAA.

## DOUBLE-DOUBLES (26)

### Kamilla Cardoso (13)

11/6	vs. #10/10 Notre Dame	20 pts/15 rebs
11/16	Clemson	15 pts/13 rebs
11/20	South Dakota State	23 pts/10 rebs
11/24	Miss. Valley State	14 pts/10 rebs
12/3	at Duke	15 pts/14 rebs
12/30	at East Carolina	12 pts/10 rebs
1/4	at Florida	10 pts/15 rebs
1/7	Mississippi State	13 pts/14 rebs
1/15	Kentucky	12 pts/11 rebs
1/21	at Texas A&M	17 pts/13 rebs
2/15	at Tennessee	18 pts/10 rebs
2/18	Georgia	16 pts/16 rebs
3/3	Tennessee	18 pts/14 rebs

### Raven Johnson (1)

2/11	#11/9 UConn	10 pts/12 rebs
------	-------------	----------------

### Chloe Kitts (4)

11/12	#14/11 Maryland	13 pts/10 rebs
12/16	Presbyterian	11 pts/10 rebs
1/21	at Texas A&M	13 pts/10 rebs
2/25	at Kentucky	10 pts/12 rebs

### Ashlyn Watkins (8)

11/12	#14/11 Maryland	13 pts/11 rebs
11/16	Clemson	12 pts/10 rebs
12/16	Presbyterian	10 pts/12 rebs
2/1	at Auburn	14 pts/15 rebs
2/5	Ole Miss	11 pts/10 rebs
2/15	at Tennessee	14 pts/10 rebs
2/22	Alabama	14 pts/10 rebs
2/29	at Arkansas	21 pts/11 rebs

## GAMES LED TEAM IN...

Scoring	2023-24	Career	Record	Rebounding	2023-24	Career	Record	Assists	2023-24	Career	Record
Kamilla Cardoso	10	24*	20-4	Kamilla Cardoso	14	41*	35-6	Raven Johnson	17	35	35-0
MiLaysia Fulwiley	8	8	8-0	Ashlyn Watkins	8	9	9-0	Te-Hina Paopao	8	50*	37-13
Te-Hina Paopao	4	25*	16-9	Chloe Kitts	5	5	5-0	Kamilla Cardoso	4	5	5-0
Bree Hall	4	7	7-0	Raven Johnson	4	4	4-0	MiLaysia Fulwiley	3	3	3-0
Chloe Kitts	2	2	2-0	Te-Hina Paopao	0	7*	3-4	Chloe Kitts	3	3	3-0
Ashlyn Watkins	2	4	4-0	Sania Feagin	0	1	1-0	Sania Feagin	1	1	1-0
Tessa Johnson	1	1	1-0	Bree Hall	0	1	1-0	Tessa Johnson	1	1	1-0
Sania Feagin	0	1	1-0	Sakima Walker	0	1*	1-0				
Sakima Walker	0	1*	1-0								

\* indicates includes games at previous NCAA Div. I program

## MISCELLANEOUS STATS

Double-Doubles	2023-24	Career	Record	10+ Points	2023-24	Career	Record	5+ Assists	2023-24	Career	Record
Kamilla Cardoso	13	29*	26-3	Kamilla Cardoso	23	67*	57-10	Raven Johnson	15	27	27-0
Ashlyn Watkins	8	10	10-0	Te-Hina Paopao	20	71*	56-15	Te-Hina Paopao	10	35*	31-4
Chloe Kitts	4	4	4-0	MiLaysia Fulwiley	19	19	19-0	Kamilla Cardoso	4	5	5-0
Raven Johnson	1	1	1-0	Ashlyn Watkins	17	24	24-0	MiLaysia Fulwiley	4	4	4-0
Te-Hina Paopao	0	1*	1-0	Chloe Kitts	16	17	17-0	Tessa Johnson	1	1	1-0
				Bree Hall	15	20	20-0	Chloe Kitts	2	2	2-0
				Raven Johnson	12	15	14-1				
				Sania Feagin	9	15	15-0	<b>5+ Blocks</b>	<b>2023-24</b>	<b>Career</b>	<b>Record</b>
				Tessa Johnson	6	6	6-0	Kamilla Cardoso	4	13*	12-1
				Sakima Walker	2	7*	6-1	Ashlyn Watkins	4	4	4-0
								Sania Feagin	1	1	1-0
				<b>10+ Rebounds</b>	<b>2023-24</b>	<b>Career</b>	<b>Record</b>				
				Kamilla Cardoso	14	35*	31-4	<b>5+ Steals</b>	<b>2022-23</b>	<b>Career</b>	<b>Record</b>
				Ashlyn Watkins	9	11	11-0	Raven Johnson	3	3	3-0
				Chloe Kitts	6	6	6-0	MiLaysia Fulwiley	2	2	2-0
				Raven Johnson	2	2	2-0				

\* indicates includes games at previous NCAA Div. I program

Behind Johnson, Te-Hina Paopao is 10th in the SEC with 3.8 assists per game, and her 2.5 assist-to-turnover ratio is fourth in the league.

**Three For All**

Long the Achilles heel for the Gamecocks, outside shooting has become a steady weapon for this season's team. The Gamecocks are third in the nation in accuracy, hitting 40.1 percent from 3-point range behind the efficiency of the nation's top percentage shooter in Te-Hina Paopao (.486).

South Carolina's 3-point volume has gone up as well, hitting 6.6 per game, including four games of double-digit made 3s. While the program record for made 3s per game is 9.2 set in 1993-94, the Staley era high is 5.8 in 2018-19.

Paopao's 2.4 made 3s per game are second in the SEC and include five games of at least four made 3s, including a season-high five in two games.

**Paint Production**

South Carolina has long dominated the paint, and this season's numbers have upheld that tradition, despite all the attention to the Gamecocks' 3-point shooting. The season kicked off with 70 of the team's 100 points against #10/10 Notre Dame (Nov. 6) coming in the paint, and seven other games have included at least half the total points coming in the paint.

With 54.3 percent of their points coming in the paint, the Gamecocks are out-scoring opponents in that space 47.2 to 23.1 (+24.1) for the season and by +21.8 points per SEC game (46.5-24.8). They are shooting 57.7 percent in the paint compared to opponents' 38.0 percent.

Last season, South Carolina averaged 43.8 points in the paint to account for 54.6 percent of its offense.

**Block Party**

South Carolina annually ranks among the best shot blocking teams in the country and leads the way again this season at 8.1 blocks per game – the second-ranked team averages 6.2 (Boise St). The Gamecocks have blocked 18.2 percent of their opponents' 2-point attempts this season, which also leads the nation.

The Gamecocks have posted the top three shot-blocking games in the nation this season, led by their school record-tying 17 against Presbyterian (Dec. 16).

The SEC's top two shot blockers – Kamilla Cardoso (2.7) and Ashlyn Watkins (2.4) – are ranked 13th and 17th in the nation, respectively.

**Glass Cleaners**

The Gamecocks continue to dominate the glass, ranking second in the nation with 47.1 rebounds per game. According to Her Hoop Stats, South Carolina is

fourth in the nation in rebounding percentage, securing 58.0 percent of the opportunities actually rebounded.

Their offensive glass work is strong, ranking ninth in the nation in offensive rebounding percentage at .401 (Her Hoop Stats). The Gamecocks' 14.3 offensive boards have yielded 15.4 second-chance points, turning each offensive board into an average of 1.08 points. Against ranked opponents, that efficiency improves to 1.33 points per offensive board.

Three Gamecocks are among the SEC's top-20 rebounders, led by Kamilla Cardoso's 10.0 average, which ranks sixth in the SEC. Ashlyn Watkins stands 11th in the league with 7.2 rebounds per game, and Chloe Kitts has surged into 19th place with a 6.1 average.

Cardoso's 3.6 offensive boards per game are third in the SEC, and she scores on 42.7 percent of those rebounds. Her 4.1 offensive boards per league game also rank third. Watkins grabs 2.7 offensive boards per game (9th), including 2.6 per SEC outing (10th).

**Quarter Breakdown**

South Carolina's defense has held an opponent to single digits in a quarter 29 times this season. The Gamecocks have out-scored their opponent by 15 or more points in a quarter 25 times. The scoring differential is largest in the second quarter (+9.2).

Here's a more detailed look at the quarter-by-quarter production for the Gamecocks this season:

Qtr.	SC-Opp		Avg. Pts.		SC-Opp		Avg. Reb.	
	Avg. Pts	Margin	Avg. Reb	Margin	Avg. Reb	Margin		
1	21.0-14.1	+6.9	11.4-8.8	+2.7				
2	21.4-12.2	+9.2	12.1-8.6	+3.5				
3	23.4-15.1	+8.4	12.0-8.4	+3.7				
4	21.1-13.3	+7.7	11.5-8.4	+3.1				

The Gamecocks tied the program record for most points in a quarter, posting 37 in the third quarter against #14/11 Maryland (Nov. 12). They have scored at least 30 points in seven other quarters this season.

Individually, seven Gamecocks have scored double digits in a single quarter – Te-Hina Paopao (4), Kamilla Cardoso (3), MiLaysia Fulwiley (3), Sania Feagin (1), Bree Hall (1), Raven Johnson (1), Sakima Walker (1). The top single-quarter individual scoring this season is 13 points, which has happened three times – by Cardoso in the third vs. #10/10 Notre Dame (Nov. 6), by Fulwiley in the second at Texas A&M (Jan. 21) and by Cardoso in the third vs. Vanderbilt (Jan. 28).

**Ain't Life Grand**

South Carolina posted the program's 1,000th win in style with its 76-70 win over #9/9 LSU (Jan. 25) in front of a sold out crowd at the Tigers' Pete Maravich Center and an ESPN audience that reached 1.55 million to be

**TEAM SPECIALTY STATS**

		South Carolina-Opponent			
		Pts. in Paint	Pts. Off TOs	2nd Chance Pts	Fast Break Pts
11/6	vs. ND	70-22	26-15	15-11	30-10
11/2	MD	56-30	23-4	28-8	26-2
11/16	Clem.	64-20	28-6	20-4	29-3
11/20	SDSU	52-28	22-4	22-17	31-0
11/24	MVSU	72-8	20-5	26-4	45-2
11/30	at NC	20-24	7-7	12-6	6-5
12/3	at DU	32-22	19-15	17-7	12-18
12/6	Mor. St.	50-10	27-11	13-4	37-6
12/10	vs. Utah	44-46	18-11	17-6	9-5
12/16	Presby.	48-12	28-2	23-9	24-2
12/19	at BGSU	48-16	21-10	7-4	15-5
12/30	at ECU	36-14	15-5	18-4	26-11
1/4	at FL	56-26	12-13	6-15	19-6
1/7	Miss St	40-40	11-11	15-16	17-13
1/11	at MO	44-18	24-10	15-2	11-2
1/15	KY	54-14	34-0	17-5	28-6
1/21	at TAM	56-20	18-17	9-6	8-4
1/25	at LSU	46-40	14-15	14-13	13-4
1/28	Vandy	48-28	14-2	19-12	12-12
2/1	at AU	46-22	28-12	12-8	17-8
2/4	OM	50-26	17-2	19-6	18-9
2/8	MO	44-8	28-0	11-8	26-3
2/11	CT	34-22	17-10	15-14	19-9
2/15	at TN	48-30	13-8	17-6	16-8
2/18	GA	32-28	23-19	12-9	15-7
2/22	Ala.	34-22	12-9	12-10	10-19
2/25	at KY	52-24	32-10	6-7	17-4
2/29	at Ark.	56-22	15-8	17-2	14-7
3/3	TN	38-28	13-7	14-15	19-13
Season Avg.		47.2-23.1	20.0-8.6	15.4-8.2	19.6-7.0
SEC Avg.		46.5-24.8	19.3-8.9	13.4-8.8	16.3-7.8

**STARTERS VS. BENCH**

		SC Starters	Opp. Starters	SC Bench	Opp. Bench
11/6	vs. ND	59	59	41	12
11/2	MD	59	56	55	20
11/16	Clem.	55	27	54	13
11/20	SDSU	62	36	16	2
11/24	MVSU	52	13	49	6
11/30	at NC	55	58	10	0
12/3	at DU	65	39	12	22
12/6	Mor. St.	44	27	60	11
12/10	vs. Utah	52	67	26	2
12/16	Presby.	57	17	42	12
12/19	at BGSU	67	29	26	33
12/30	at ECU	37	21	36	15
1/4	at FL	63	33	26	33
1/7	Miss St	59	53	26	13
1/11	at MO	55	47	26	10
1/15	KY	53	17	45	19
1/21	at TAM	54	54	45	10
1/25	at LSU	60	66	16	4
1/28	Vandy	55	48	36	26
2/1	at AU	42	41	34	13
2/4	OM	54	40	31	14
2/8	MO	43	31	40	14
2/11	CT	64	62	19	2
2/15	at TN	37	48	29	7
2/18	GA	61	42	9	14
2/22	Ala.	41	44	31	0
2/25	at KY	61	30	42	25
2/29	at Ark.	34	55	64	6
3/3	TN	59	57	17	11
Season Avg.		53.8	42.0	33.2	12.8
SEC Avg.		51.9	44.1	32.3	13.8

**2023-24 SCORING DIFFERENTIALS**

**All Games**

Largest lead in a win.....by 82 (101-19), 4th-0:49, vs. MVSU, 11/24

Largest deficit overcome to win.....by 11 (30-41), 2nd-1:22, at #9/9 LSU, 1/25  
by 11 (21-10), 2nd-9:35, at #24/24 North Carolina, 11/30

Best Scoring Run.....28 points, 2nd-5:19 vs. Clemson, 11/16

Best Scoring Run Against.....11 points, 3rd-9:23, Georgia, 2/18

Most Lead Changes.....14 at Tennessee, 2/15

Most Times Tied.....11 at Tennessee, 2/15

**vs. Ranked Opponent**

Largest lead in a win.....by 39 (114-75), 4th-0:34 vs. @14/11 Maryland, 11/12

Largest deficit overcome to win.....by 11 (30-41), 2nd-1:22, at #9/9 LSU, 1/25  
by 11 (21-10), 2nd-9:35, at #24/24 North Carolina, 11/30

Best Scoring Run.....12 points, 4th-6:36, vs. #14/11 Maryland, 11/12

Best Scoring Run Against.....9 points, 1st-2:06, at #9/9 LSU, 1/25

Most Lead Changes.....12 vs. #14/11 Maryland, 11/12

Most Times Tied.....7 vs. #14/11 Maryland, 11/12



the night's most watched sporting event on television, eclipsing that night's NBA game.

A pair of Gamecocks also hit the 1,000 career points mark this season in transfers Kamilla Cardoso (Dec. 29) and Te-Hina Paopao (Nov. 16). South Carolina has had at least one 1,000-point scorer in their roster in nine of the last 10 seasons – just the 2020-21 roster lacked one. Of those nine rosters, six included multiple Gamecocks to have reached the mark. The 2016-17 National Championship team featured four Gamecocks who had achieved the milestone – Aja Wilson and Alaina Coates both hit the mark as Gamecocks while Kaela Davis and Allisha Gray had done so prior to joining South Carolina.

### Vamos Kamilla!

From ACC Freshman of the Year in 2021 to SEC Sixth Woman of the Year in 2023 to 2024 SEC Defensive Player of the Year and First-Team All-SEC selection, South Carolina senior Kamilla Cardoso can be a dominant player on both ends of the court and is standing firmly in that spotlight this season after a summer that included leading Brazil to gold in the FIBA AmeriCup and earning MVP honors in the process.

Among players averaging 15.0 minutes on the season, Cardoso is sixth in the nation and second in the SEC with a 68.4 player defensive rating, and she is third in the SEC in player offensive rating (126.8) per Her Hoop Stats.

On the current watch lists for every national player of the year award, the Lisa Leslie Award and Naismith Defensive Player of the Year, Cardoso was the SEC and USBWA National Player of the Week in the opening week of the season after leading South Carolina to a pair of top-15 victories that propelled the Gamecocks back to the No. 1 ranking they possessed every week of the last two seasons. She picked up a second USBWA National Player of the Week award on Dec. 5 after the Gamecocks' Tobacco Road sweep at #24/24 North Carolina and at Duke, a third following the win at #9/9 LSU and a fourth after leading a pair of comebacks at Tennessee and against Georgia.

Cardoso ranks 13th in the nation in blocks (2.7) and 21st in field goal percentage (.581). Her 10.0 rebounds per game and 13 double-doubles are among the top 35. She has 11 games of at least three blocks and has shot at least 50.0 percent from the field 19 times, including four games over 70.0 percent.

On the season, Cardoso's 14.1 points per game are 14th in the SEC with her rebounding average coming in sixth. Her field goal percentage and blocks average lead the league.

Additionally, Cardoso's vision out of the post has her handing out 2.2 assists per game this season, which ranks fourth on the team.

Cardoso missed two games to play with her national team in FIBA Olympic Qualifying, where she earned a spot on the tournament's All-Star 5 behind 15.3 points and a tournament-best 11.0 rebounds per game.

### Pao-erful Impact

Senior transfer Te-Hina Paopao, who earned a spot on the All-SEC Second Team, is often mentioned by her teammates as a leader, despite her summer arrival to the program. The three-time All-Pac-12 selection illustrated that leadership beautifully in the season opener against #10/10 Notre Dame (Nov. 6). As the starter with the most experience at the position, the steady guard led the way in the opening 10 minutes with seven points on 3-of-4 shooting, two assists and two steals to keep the Gamecocks within a point at the end of the period.

That steady hand has not wavered since, and Paopao is third on the team in scoring (11.5 ppg) and assists at 3.8 per game, which ranks 10th in the SEC. Among players averaging at least 15 minutes played, she leads the SEC with a 128.6 player offensive rating, which ranks 19th in the nation (Her Hoop Stats).

Paopao also continues to burnish her reputation as a 3-point shooter, leading the nation at 48.6 percent accuracy

and is second in the SEC with 2.4 made per game.

She has shot at least 50.0 from 3-point range in 18 games this season, including a pair of 4-of-5 (.800) outings – against Clemson (Nov. 16), at Florida (Jan. 4). She has made at least three 3s 11 times, including a Gamecock season-high five twice – UConn (Feb. 11), Georgia (Feb. 18).

Paopao was named MVP of the Gamecocks' win over #11/7 Utah (Dec. 10) after her third 3-pointer of the game turned back a Utah rally midway through the fourth quarter.

In all, Paopao's fingerprints are on 20.3 points per game (23.2 percent of team's offense) with teammates scoring 8.8 points per game off her assists in addition to her 11.5 points per game. That total impact number rises to 25.7 ppg against ranked teams (29.8 percent).

### That's So Raven

Sophomore Raven Johnson's self-proclaimed "revenge tour" is leaving little doubt that she should be part of any conversation about the best point guards in the country and earned her a spot on the All-SEC Second Team. Without losing the instincts and court vision Staley has always loved, Johnson has added her own offensive efficiency to the Gamecocks' high-octane offense.

Johnson is third in the SEC with 5.0 assists per game and second in the league with a 2.8 assist-to-turnover ratio, which is ninth in the country. In SEC action, she handed out 4.3 assists per game with a 2.7 assist-to-turnover ratio that ranked second. She has handed out five or more assists 15 times this season and had more than two turnovers just nine times.

Johnson's 17 assists against Clemson (Nov. 16) were the most by an SEC player since 2005, the second-most in program history – missing the record by one – and the most in the NCAA this season.

Beyond her assists, Johnson has nearly doubled her scoring from last season with 8.1 points per game this season on a career-best 44.8 percent shooting, which includes 33.9 percent from 3-point range.

With her points and teammates scoring 11.1 points per game off her assists, Johnson has her hands on 22.1 percent of the Gamecocks' offense (19.1 ppg).

Johnson has put her mark on the Gamecock defense as well, ranking seventh in the SEC with 2.1 steals per game, which includes eight games of at least three steals. She is also a strong rebounding guard, leading the backcourt with 5.3 boards per game, including a pair of double-digit rebound games (12 vs. #11/9 UConn, 15 at Tennessee).

### Easy, Breezy, Beautiful

Junior Bree Hall has been lauded by former teammates and some of the best to play at South Carolina in the Staley era for the way she trusted the process for two seasons and stepped into the waiting spotlight this season to reap the rewards of her behind-the-scenes work.

Hall started the season with her usual solid defense, but the emergence of her fully developed offensive game during the Gamecocks' Tobacco Road sweep at #24/24 North Carolina (Nov. 30) and at Duke (Dec. 3) illustrated the complete, confident player she has become, including hitting shots in the biggest moments of the tightest games.

On Tobacco Road, it wasn't just Hall's team-best 14.0 points per game on 69.2 percent shooting in hostile environs. It was her 6-of-8 3-point shooting that included a win-sealing three in the fourth quarter of each game. It was also her defense in the final period that held UNC's top scorer Deja Kelly without a field goal and helped limit Duke's hot-shooting Reigan Richardson to just 1-of-5 shooting in the game-deciding fourth quarter.

Hall also delivered big in the fourth-quarter comeback at #9/9 LSU (Jan. 25), posting eight points, three rebounds and a timely block in the final 10 minutes. Her back-to-back threes twice broke the tie in the final three minutes as she delivered six of the team's final nine points.

On the season, Hall averages 10.0 points per game on 45.8 percent shooting. In SEC games, her scoring rose to 10.7 points per game on 47.9 percent shooting, including 43.4 percent accuracy from 3-point range.

### CK Obsession

Sophomore Chloe Kitts has capitalized on her early enrollment (Jan. 2023) and individual training as she prepared for the 2023 FIBA U19 World Cup, at which she helped the U.S. to gold. All of which made her physically stronger and honed her skills.

The combination helped Kitts earn a starting spot on opening day this season, and she has proven what Staley always saw in the young 6-foot-2 forward – physicality, basketball IQ and tenacity.

Kitts has scored in double figures 16 times, led by her first career 20-point game (21 at Bowling Green, Dec. 19), and has four double-doubles, including two in SEC play.

She earned her first career double-double against #14/11 Maryland (Nov. 12). Those 13 points and 10 rebounds came in just 21 minutes on the court, and she powered home eight of her 13 points in just six minutes of the second quarter to guide the Gamecocks to a 12-point halftime lead.

The talented forward came up big at #24/24 North Carolina (Nov. 30) with 11 second-half points, highlighted by clutch mid-range jumpers and 3-of-4 free throw shooting that included a pair of makes that made it a two-possession game with 24 seconds left. Her nine first-quarter points at #9/9 LSU (Jan. 25) were half the Gamecocks' total in the period and came on 4-of-4 shooting.

On the season, Kitts averages 9.4 points and 6.1 rebounds, which rank 19th in the SEC.

## 2023-24 ROSTER

No.	Name	Pos.	Ht.	Yr.	Hometown/Last School
0	Te-Hina Paopao	G	5-9	Sr.	Oceanside, Calif./Oregon
2	Ashlyn Watkins	F	6-3	So.	Columbia, S.C./Cardinal Newman
5	Tessa Johnson	G	6-0	Fr.	Albertville, Minn./Saint Michael Albertville
10	Kamilla Cardoso	C	6-7	Sr.	Montes Claros, Brazil/Syracuse
12	MiLaysia Fulwiley	G	5-10	Fr.	Columbia, S.C./W.J. Keenan
15	Adhel Tac	F	6-5	Fr.	Grand Prairie, Texas/South Grand Prairie
20	Sania Feagin	F	6-3	Jr.	Ellenwood, Ga./Forest Park
21	Chloe Kitts	F	6-2	So.	Oviedo, Fla./DME Academy
23	Bree Hall	G	6-0	Jr.	Dayton, Ohio/Wayne
24	Sahnja Jah	F	6-0	Fr.	Montverde, Fla./Montverde Academy
25	Raven Johnson	G	5-9	So.	Atlanta, Ga./Westlake
35	Sakima Walker	C	6-5	Sr.	Columbus, Ohio / Northwest Florida State

**Head Coach:** Dawn Staley

**Assoc. Head Coach:** Lisa Boyer; **Assistant Coaches:** Jollette Law, Winston Gandy, Mary Wooley, Khadijah Sessions

## Ashlyn SWatkins

While Ashlyn Watkins' athleticism has never been in question – she became the first Gamecock to dunk in a game last season at Clemson and the first to do it at Colonial Life Arena this season against Kentucky – the sophomore has brought all sides of her game together in her second season and earned a spot on the All-SEC Second Team.

Watkins' season averages include 10.0 points and 7.2 rebounds, which rank 11th in the SEC. Defensively, the sophomore forward is 17th in the nation with 2.5 blocks per game. According to Her Hoop Stats, she leads the nation (among players averaging at least 15 minutes played) in player defensive rating (65.3) and defensive win shares per 40 minutes (0.12).

In SEC action, Watkins was ninth in rebounding at 7.5 per game and third in blocks per league game at 2.1.

Watkins has eight double-doubles, including five in the last 10 games, and at least three blocks in 14 games, including a career-high six blocks against Presbyterian (Dec. 16) and at Florida (Jan. 4).

Her poise late at #24/24 North Carolina (Nov. 30) helped deliver the win with her six fourth-quarter points capped by a pair of free throws with 14 seconds left.

Watkins made her first career start at Auburn (Feb. 1) and truly illustrated how far she has come, turning in 14 points, 15 rebounds, five blocks and three steals in 31 minutes of action, including six rebounds and two steals in the first quarter as the Gamecock offense struggled.

Against #11/9 UConn (Feb. 11), Watkins stuffed the stat sheet with 15 points, nine rebounds, three blocks, three assists and two steals.

## The Full-wiley

SEC All-Freshman Team guard MiLaysia Fulwiley arrived on her hometown campus with fanfare befitting her high school highlight reel and her No. 13 ranking in the recruiting class. Often soft-spoken off the court, her game shouts from the rooftops in support of Staley calling her a "generational player" who can do things with a basketball no one else can do. Her creativity on the court keeps fans glued to their seats regardless of the score.

On the biggest stage for her college debut in Paris, Fulwiley dazzled international fans and NBA legends alike with the style in her 17 points, six assists and six steals against #10/10 Notre Dame (Nov. 6). Columbia anxiously awaited her home debut, which was a 12-point, 2-assist, 2-block, 2-steal effort in just 15 minutes against #14/11 Maryland (Nov. 12). Four days later, she needed just 16 minutes to put on a highlight-reel near double-double, torching rival Clemson for 18 points, nine rebounds and three assists.

On the season, Fulwiley is second on the team in scoring at 11.6 points per game on 44.0 percent shooting and averages 2.3 assists. She has led the team or tied for the team lead in scoring eight times.

In SEC action, Fulwiley built game by game, peaking at a season-best 21 points at Texas A&M on 8-of-12 shooting (.667), including three 3-pointers, in just shy of 20 minutes on the court. She averaged 11.6 points in league play on 43.0 percent shooting.

## Already Adhel

For the second time in as many seasons, one of the Gamecocks' top signees chose to enroll early with the January arrival of Adhel Tac (Grand Prairie, Texas/South Grand Prairie). The No. 26 player in the Class of 2024, Tac suffered a left knee injury in early her senior season, leading to her decision to join the Gamecocks ahead of schedule. She had a procedure to repair that injury on Feb. 2. At this time, there is not an estimated date for her return to the court.

Ranked as high as No. 12 in the country before sitting out the 2022-23 season with an injury, Tac had returned

to the court over the summer before the second injury derailed her final high school campaign. As a sophomore in 2021-22, she poured in 14.1 points and 8.8 rebounds per game to help lead South Grand Prairie to a Class 6A state runner-up finish.

## Great Gamecock Fans

South Carolina has led the nation in average attendance in each of the last nine seasons and continues to hold that title this season by more than 1,000 fans per game.

The Gamecocks have hosted five of the top six and seven of the 10 highest-attended games in the nation this season, including five sellouts – against Vanderbilt (Jan. 28), Ole Miss (Feb. 4) UConn (Feb. 11), Georgia (Feb. 18) and Tennessee (Mar. 3). All of which has South Carolina atop the average attendance rankings at 16,489 fans per game.

The Gamecocks have had at least one sellout of their 18,000-seat Colonial Life Arena for eight straight seasons (excluding COVID-limited 2020-21 season) dating back to the first ever sellout of 18,000 on Feb. 8, 2016. This season's five sellouts are the most in a single season in program history.

Excluding the COVID limited-attendance season of 2020-21, South Carolina has drawn at least 10,000 fans 126 consecutive regular-season games beginning on Jan. 2, 2015.

## Everybody's All-American

The Gamecocks' 11-woman roster includes eight McDonald's All-Americans – Kamilla Cardoso, Sania Feagin, MiLaysia Fulwiley, Bree Hall, Raven Johnson, Tessa Johnson, Te-Hina Paopao and Ashlyn Watkins.

At South Carolina, Staley has coached 23 McDonald's All-Americans, including 18 who joined the Gamecocks as freshmen. Two more will soon join the list as both 2024 signees earned the honor this season – Joyce Edwards, Madisen McDaniel.

## Signing Class

South Carolina continues to shine on the recruiting trail, landing a trio of five-star prospects (including Tac) that had ESPN ranking it the No. 2 class in the nation after the early signing period. Dawn Staley's staff has proven it can both keep top players at home and draw from the best players across the nation.

## Joyce Edwards (6-2 - F - Camden, S.C./Camden)

- #2 overall
- 2024 McDonald's All-American
- 2024 Naismith HS Player of the Year Finalist
- 2024 Naismith 1st-team All-America
- 2023 USA Today HS Sports National Athlete of the Year
- 3x SCBCA 3A Player of the Year
- 2023 South Carolina Gatorade Player of the Year
- 2x 3A State Championship (2023, 2024)

## Madison McDaniel (5-9 - G - Upper Marlboro, Md./Bishop McNamara)

- #12 overall
- 2024 McDonald's All-American
- 2024 Naismith Honorable Mention All-America
- 2023 Washington Catholic Athletic Conference Player of the Year
- 2023 MaxPreps Maryland Player of the Year

## WNBA Pipeline

With 10 alumnae playing in the WNBA in 2023, South Carolina had the third-most players in the league of any college program.

Since the first Staley-trained Gamecock was drafted in 2015 (Aleighsa Welch), a total of 14 South Carolina players have been taken in the WNBA Draft. Ten of those went in the first round, including two No. 1 overall picks.

With five players taken in the 2023 WNBA Draft, South Carolina joined Notre Dame (2019) and Tennessee (2008, 1999) as the only programs to have at least that many players taken in a single draft. Three of those five picks were in the first round, making South Carolina one of just seven programs to hit that benchmark.

In proof Staley sends players to the league ready, five Gamecocks have earned All-Rookie Team honors, including three WNBA Rookies of the Year – Allisha Gray (2017), Aja Wilson (2018), Aliyah Boston (2023).

Gamecock alum Aja Wilson has risen to become the face of the WNBA. The two-time league MVP (2020, 2022), two-time Defensive Player of the Year (2022, 2023) and five-time All-Star led her Las Vegas Aces to back-to-back WNBA Championships (2022, 2023). Wilson's former AAU and South Carolina teammate Alaina Coates joined her on the 2023 title team.

## TEAM THEME: LOVE

As with most seasons, the LOVE theme has many meanings, all of which are rooted in loving the game of women's basketball. Staley often notes that "if you love the game, it will love you back" – and her career as a player and now a coach is evidence of that.

For her team, loving basketball is more than loving the wins and the trophies and the cheers from fans. That's just one side of the relationship. The pursuit of those means also loving the commitment and the sacrifice and the discipline required to get better every day, and it even means loving the doubt and criticism of others.

For the FAMS – the program's loyal fanbase – loving basketball means investing their time and money, it means saving their vacation days to come to games, and it means pouring their energy into the program's success. In return, Gamecock FAMS are part of a community that puts aside all other differences to share their love of the game and of being such an integral part of Staley's program.



## SOUTH CAROLINA'S RECORD WHEN ...

	vs. Ranked	SEC	All		vs. Ranked	SEC	All
Record.....	6-0	16-0	29-0	Assist at least half of field goals made.....	2-0	11-0	19-0
Playing a ranked opponent.....	6-0	1-0	6-0	Assist on at least 2/3 of field goals made.....	2-0	2-0	6-0
Playing at home.....	1-0	8-0	15-0	Assist on less than half of field goals made.....	4-0	5-0	10-0
Playing on the road.....	2-0	8-0	12-0	Scoring more pts. in paint than opponent.....	4-0	15-0	26-0
Playing at neutral site.....	2-0		2-0	Scoring equal/fewer pts. in paint than opp.....	2-0	1-0	3-0
Leading at half.....	4-0	13-0	25-0	Scoring more pts. off TOs than opponent.....	3-0	12-0	24-0
Trailing at half.....	2-0	3-0	4-0	Scoring equal/fewer pts. off TOs than opp.....	2-0	3-0	4-0
Tied at half.....			0-0	Scoring more 2nd-chance pts.....	5-0	12-0	25-0
Playing an overtime game.....			0-0	Scoring equal/fewer 2nd-chance pts.....		4-0	4-0
0 players score in double figures.....			0-0	Scoring more fast break pts.....	6-0	14-0	26-0
1 player scores in double figures.....			0-0	Scoring equal/fewer fast break pts.....		2-0	3-0
2 players score in double figures.....		1-0	1-0	Wearing primary white uniforms.....	2-0	8-0	14-0
3 players score in double figures.....		1-0	3-0	Wearing secondary (Cocky) white uniforms.....	2-0		3-0
4 players score in double figures.....	3-0	4-0	9-0	Wearing black uniforms.....	2-0	7-0	10-0
5 players score in double figures.....	2-0	7-0	9-0	Wearing garnet uniforms.....		1-0	2-0
More than 5 players in double figures.....	1-0	3-0	9-0	Playing in November.....	3-0		6-0
Starters out-score opponent's starters.....	1-0	12-0	22-0	Playing in December.....	1-0		6-0
Opponent's starters score equal/more.....	4-0	4-0	7-0	Playing in January.....	1-0	7-0	7-0
Bench out-scores opponent's bench.....	5-0	14-0	25-0	Playing in February.....	1-0	8-0	9-0
Opponent's bench scores equal/more.....		2-0	4-0	Playing in March.....		1-0	1-0
Shooting 60% or better.....		3-0	4-0	Playing in April.....			0-0
Shooting between 50-59%.....	3-0	4-0	12-0	Playing during the day.....	2-0	6-0	13-0
Shooting between 40-49%.....	2-0	7-0	10-0	Playing at night.....	3-0	10-0	17-0
Shooting between 30-39%.....	1-0	2-0	3-0	Playing on Sunday.....	2-0	7-0	11-0
Shooting less than 30%.....			0-0	Playing on Monday.....	1-0	1-0	3-0
Opponent shoots 50% or better.....			0-0	Playing on Tuesday.....			1-0
Opponent shoots between 40-49%.....	3-0	2-0	4-0	Playing on Wednesday.....			1-0
Opponent shoots between 30-39%.....	3-0	11-0	16-0	Playing on Thursday.....	2-0	8-0	10-0
Opponent shoots between 20-29%.....		3-0	6-0	Playing on Friday.....			1-0
Opponent shoots less than 20%.....			3-0	Playing on Saturday.....			2-0
Shooting better than opponent.....	6-0	15-0	28-0	Margin is less than 5 pts.....			0-0
Shooting worse than/equal to opponent.....		1-0	1-0	Margin is between 5-9 pts.....	3-0	2-0	4-0
Having more FTs made than opponent.....	4-0	12-0	23-0	Margin is between 10-19 pts.....	1-0	5-0	7-0
Having equal/fewer FTs made than opponent.....	1-0	4-0	6-0	Margin is between 20-29 pts.....	1-0	4-0	5-0
Out-rebounding opponent.....	4-0	16-0	28-0	Margin is between 30-39 pts.....	1-0	3-0	6-0
Having equal/fewer rebounds than opponent.....	1-0		1-0	Margin is between 40-49 pts.....		1-0	2-0
Having fewer TOs than opponent.....	3-0	11-0	21-0	Margin is 50 pts. or more.....		1-0	5-0
Having equal or more TOs than opponent.....	2-0	5-0	8-0	Having a 20-pt. scorer.....	1-0	4-0	8-0
Attempting more FT than 3FG.....	3-0	8-0	16-0	Having a 30-pt. scorer.....			0-0
Attempting equal/fewer FT than 3FG.....	2-0	8-0	13-0	Scoring 49 points or less.....			0-0
Making 5 or more 3FGs.....	6-0	12-0	24-0	Scoring 50-59 points.....			0-0
Making fewer than 5 3FGs.....		4-0	5-0	Scoring 60-69 points.....	1-0	1-0	2-0
Making no 3 FGs.....			1-0	Scoring 70-79 points.....	2-0	5-0	9-0
Attempting 15 or more 3FGs.....	5-0	10-0	20-0	Scoring 80-89 points.....	1-0	5-0	6-0
Attempting fewer than 15 3FGs.....	1-0	6-0	9-0	Scoring 90-99 points.....		4-0	6-0
No South Carolina players foul out.....	4-0	13-0	23-0	Scoring 100 points or more.....	2-0	1-0	6-0
One or more SC players foul out.....	2-0	3-0	6-0	Opponent scores 39 points or less.....		1-0	6-0
No opposing players foul out.....	2-0	12-0	20-0	Opponent scores 40-49 points.....		2-0	3-0
One or more opposing players foul out.....	3-0	4-0	9-0	Opponent scores 50-59 points.....	1-0	6-0	7-0
				Opponent scores 60-69 points.....	2-0	5-0	9-0
				Opponent scores 70-79 points.....	3-0	2-0	4-0
				Opponent scores 80-89 points.....			0-0
				Opponent scores 90-99 points.....			0-0
				Opponent scores 100 points or more.....			0-0

## 2023-24 TEAM HIGH/LOW — ALL GAMES

South Carolina Highs	South Carolina Lows	Category	Opponent Lows	Opponent Highs
114 vs. Maryland, 11/12	65 at North Carolina, 11/30	<b>Points in Game</b>	19, MVSU, 11/24	76, Maryland, 11/12
66 vs. Maryland, 11/12*	25 at Tennessee, 2/15 (1st)	<b>Points in a Half</b>	7, MVSU (2nd), 11/24	44, Vanderbilt, 1/28 (2nd)
37 vs. Maryland (4th), 11/12*	10 at Tennessee, 2/15 (2nd) 10 at North Carolina, 11/30 (1st)	<b>Points in a Quarter</b>	3, Presbyterian (3rd), 12/16 3, MVSU (4th), 11/24	25, Vanderbilt, 1/28(4th) 25, vs. Notre Dame (1st), 11/6
44 vs. Clemson, 11/16*	22 at North Carolina, 11/30	<b>Field Goals Made</b>	8, MVSU, 11/24	30, at LSU, 1/25
83 vs. Clemson, 11/16*	52 at Duke, 12/3	<b>Field Goal Attempts</b>	55, at Bowling Green, 12/19	79, at Florida, 1/4
83 vs. Notre Dame 11/6*				
.683 (41-630) vs. Morgan St., 12/6	.333 (27-81) vs. Tennessee, 3/3	<b>FG Percentage</b>	.119 (8-67), MVSU, 11/24	.452 (28-62) vs. Utah, 12/10
12 vs. Maryland, 11/12	0 vs. South Dakota St., 11/20	<b>3-Point FG Made</b>	1, MVSU, 11/24	11, at Bowling Green, 12/19 11, at Duke, 12/3
27 vs. Georgia, 2/18	9 at Tennessee, 2/15	<b>3-Point FG Attempts</b>	7, Ole Miss, 2/4	41, at Arkansas, 2/29
.667 (8-12) at Kentucky, 2/25	.000 (0-12) vs. SDSU, 11/20	<b>3-Point FG Percentage</b>	.053 (1-19), MVSU, 11/24	.455 (10-22), Maryland, 11/12
27 vs. Ole Miss, 2/4	7 vs. Missouri, 2/8 7 at LSU, 1/25 7 at Missouri, 1/11	<b>Free Throws Made</b>	2, Kentucky, 1/15 2, at Duke, 12/3 2, MVSU, 11/24 2, South Dakota St., 11/20	17, at Texas A&M, 1/21
42 vs. Ole Miss, 2/4	8 at Missouri, 1/11	<b>Free Throw Attempts</b>	2, at Duke, 12/3	22, Tennessee, 3/3
.906 (19-21) at Kentucky, 2/25	.500 (8-16) at Tennessee, 2/15	<b>FT Percentage</b>	.250 (2-8), MVSU, 11/24	.923 (12-13), Vanderbilt, 1/28
73 vs. Clemson, 11/16	36 at Bowling Green, 12/19	<b>Rebounds</b>	21, at Arkansas, 2/29 21, Morgan St., 12/6	45, Alabama, 2/22 45, at North Carolina, 11/30
30 at Kentucky, 2/25*	8 at North Carolina, 11/30	<b>Assists</b>	3, at ECU, 12/30	17, at LSU, 1/25
30 vs. Clemson, 11/16*				
30 vs. Maryland, 11/12*				
15 vs. South Dakota St., 11/20	3 vs. Vanderbilt, 1/28	<b>Steals</b>	2, Tennessee, 3/3 2, at Missouri, 1/11	14, Georgia, 2/18
17 vs. Presbyterian, 12/16*	1 at Arkansas, 2/29	<b>Blocked Shots</b>	0, at Kentucky, 2/25 0, Presbyterian, 12/16 0, Morgan St., 12/6	9, at Auburn, 2/1
23 vs. Utah, 12/10	6 vs. Vanderbilt, 1/28	<b>Turnovers</b>	9, Vanderbilt, 1/28 9, at Texas A&M, 1/21	24, Kentucky, 1/15
21 at Texas A&M, 1/21	6 vs. Presbyterian, 12/16 6 at Duke, 12/3	<b>Fouls</b>	11, UConn, 2/11	31, Ole Miss, 2/4

\* indicates program record; ^ indicates Staley-era program record

## 2023-24 TEAM HIGH/LOW — SEC GAMES

South Carolina Highs	South Carolina Lows	Category	Opponent Lows	Opponent Highs
103 at Kentucky, 2/25	66 at Tennessee, 2/15	<b>Points in Game</b>	36, Kentucky, 1/15	74, Vanderbilt, 1/28
61 at Kentucky, 2/25(2nd)	25 at Tennessee, 2/15 (1st)	<b>Points in a Half</b>	11, Alabama, 2/22 (1st)	44, Vanderbilt, 1/28 (2nd)
33 vs. Kentucky, 1/15 (3rd)	10 at Tennessee, 2/15 (2nd)	<b>Points in a Quarter</b>	4, Kentucky, 1/15 (4th)	25, Vanderbilt, 1/28 (4th)
40 at Arkansas, 2/29	25 vs. Alabama, 2/22	<b>Field Goals Made</b>	15, Alabama, 2/22	30, at LSU, 1/25
40 vs. Kentucky, 1/15	25 vs. Georgia, 2/18		15, Kentucky, 1/15	
81 vs. Tennessee, 3/3	58 vs. Ole Miss, 2/4	<b>Field Goal Attempts</b>	53, Missouri, 2/8	79, at Florida, 1/4
.672 (39-58) at Texas A&M, 1/21	.333 (27-81) vs. Tennessee, 3/3	<b>FG Percentage</b>	.221 (15-68), Alabama, 2/22	.448 (30-67), at LSU, 1/25
10 vs. Kentucky, 1/15	2 at Tennessee, 2/15 2 vs. Ole Miss, 2/4	<b>3-Point FG Made</b>	2, at Tennessee, 2/15 2, Ole Miss, 2/4	10, at Missouri, 1/11
27 vs. Georgia, 2/18	9 at Tennessee, 2/15	<b>3-Point FG Attempts</b>	7, Ole Miss, 2/4	41, at Arkansas, 2/29
.667 (8-12) at Kentucky, 2/25	.200 (2-10) vs. Ole Miss, 2/4	<b>3-Point FG Percentage</b>	.118 (2-17) at Tennessee, 2/15	.400 (10-25), at Missouri, 1/11
27 vs. Ole Miss, 2/4	7 vs. Missouri, 2/8 7 at LSU, 1/25 7 at Missouri, 1/11	<b>Free Throws Made</b>	2, Kentucky, 1/15	17, at Texas A&M, 1/21
42 vs. Ole Miss, 2/4	8 at Missouri, 1/11	<b>Free Throw Attempts</b>	6, Kentucky, 1/15	22, Tennessee, 3/3
.906 (19-21) at Kentucky, 2/25	.500 (8-16) at Tennessee, 2/15	<b>FT Percentage</b>	.333 (2-6), Kentucky, 1/15	.923 (12-13), Vanderbilt, 1/28
57 vs. Tennessee, 3/3	37 at Kentucky, 2/25 37 vs. Vanderbilt, 1/28 37 at Missouri, 1/11	<b>Rebounds</b>	21, at Arkansas, 2/29	45, Alabama, 2/22
30 at Kentucky, 2/25*	11 at Auburn, 2/1	<b>Assists</b>	7, Alabama, 2/22 7, at Tennessee, 2/15 7, Kentucky, 1/15	17, at LSU, 1/25
15 vs. Missouri, 2/8	3 vs. Vanderbilt, 1/28	<b>Steals</b>	2, Tennessee, 3/3 2, at Missouri, 1/11	14, Georgia, 2/18
12 vs. Alabama, 2/22	1 at Arkansas, 2/29	<b>Blocked Shots</b>	0, at Kentucky, 2/25	9, at Auburn, 2/1
18 vs. Georgia, 2/18	6 vs. Vanderbilt, 1/28	<b>Turnovers</b>	9, Vanderbilt, 1/28 9, at Texas A&M, 1/21	24, Kentucky, 1/15
18 at Florida, 1/4				
21 at Texas A&M, 1/21	9 vs. Kentucky, 1/15	<b>Fouls</b>	13, Missouri, 2/8	31, Ole Miss, 2/4

\* indicates program record; ^ indicates Staley-era program record

## 2023-24 INDIVIDUAL SUPERLATIVES — ALL GAMES

Category	South Carolina	Opponent
<b>Points in Game</b>	23 by Kamilla Cardoso vs. Vanderbilt, 1/28 23 by Kamilla Cardoso vs. South Dakota St., 11/20	37 by Alissa Pili, vs. Utah, 12/10
<b>Points in a Half</b>	16 by Te-Hina Paopao vs. UConn, 2/11 (1st) 16 by Bree Hall at Missouri, 1/11 (1st) 16 by Kamilla Cardoso South Dakota St., 11/20 (1st)	21 by Honesty Scott-Grayson, at Auburn, 2/1 (2nd) 21 by Leilani Correa, at Florida, 1/4 (1st) 21 by Alissa Pili, vs. Utah, 12/10 (1st)
<b>Points in a Quarter</b>	13 by Kamilla Cardoso vs. Vanderbilt, 1/28 (2nd) 13 by MiLaysia Fulwiley at Texas A&M, 1/21 (2nd) 13 by Kamilla Cardoso vs. Notre Dame, 11/6 (3rd)	17 by Leilani Correa, at Florida, 1/4 (2nd)
<b>Field Goals Made</b>	10 by Chloe Kitts at Bowling Green, 12/19	15 by Alissa Pili, vs. Utah, 12/1
<b>Field Goal Attempts</b>	18 by MiLaysia Fulwiley Missouri, 2/8	24 by Hannah Hidalgo, vs. Notre Dame, 11/6
<b>FG Percentage</b>	1.000 (6-6) by Ashlyn Watkins at Kentucky, 2/25	.714 (5-7) by Faith Masonius, Maryland, 11/12
<b>3-Point FG Made</b>	5 by Te-Hina Paopao vs. Georgia, 2/18 5 by Te-Hina Paopao vs. UConn, 2/11	7 by Morgan Sharps, at Bowling Green, 12/19
<b>3-Point FG Attempts</b>	11 by Te-Hina Paopao vs. Georgia, 2/18	12 by Maryam Dauda, at Arkansas, 2/29 12 by Morgan Sharps, at Bowling Green, 12/19
<b>3-Point FG Percentage</b>	.800 (4-5) by Tessa Johnson at Arkansas, 2/29 .800 (4-5) by Te-Hina Paopao at Florida, 1/4 .800 (4-5) by Te-Hina Paopao vs. Maryland, 11/12	.583 (7-12) by Morgan Sharps, at Bowling Green, 12/19
<b>Free Throws Made</b>	12 by MiLaysia Fulwiley at Kentucky, 2/25	8 by Honesty Scott-Grayson, at Auburn, 2/1 8 by Hannah Hidalgo, vs. Notre Dame, 11/6
<b>Free Throw Attempts</b>	12 by MiLaysia Fulwiley at Kentucky, 2/25	14 by Ajae Petty, at Kentucky, 2/25
<b>FT Percentage</b>	1.000 (12-13) by MiLaysia Fulwiley at Kentucky, 2/25	.875 (7-8) by Javyn Nicholson, Georgia, 2/18
<b>Rebounds</b>	16 by Kamilla Cardoso vs. Georgia, 2/18 16 by Kamilla Cardoso at North Carolina, 11/30	12 by Javyn Nicholson, Georgia, 2/18 12 by Aaliyah Edwards, UConn, 2/11 12 by Alyssa Ustby, at North Carolina, 11/30
<b>Assists</b>	17 by Raven Johnson vs. Clemson, 11/16*	8 by Jordyn Cambridgs, Vanderbilt, 1/28
<b>Steals</b>	6 by MiLaysia Fulwiley vs. Missouri, 2/8 6 by MiLaysia Fulwiley vs. Notre Dame, 11/6	5 by Ines Vieira, vs. Utah 12/10
<b>Blocked Shots</b>	7 by Kamilla Cardoso vs. Presbyterian, 12/16	4 by Jadyon Donovan, at Duke, 12/3
<b>Turnovers</b>	5 by Ashlyn Watkins vs. Missouri, 2/8 5 by Raven Johnson vs. Utah, 12/10	8 by Tamaria Rumph, Morgan St., 12/6

\* indicates program record; ^ indicates Staley-era program record

## 2023-24 INDIVIDUAL SUPERLATIVES — SEC GAMES

Category	South Carolina	Opponent
<b>Points in Game</b>	23 by Kamilla Cardoso vs. Vanderbilt, 1/28	31 by Honesty Scott-Grayson, at Auburn, 2/1
<b>Points in a Half</b>	16 by Bree Hall at Missouri, 1/11 (1st)	21 by Honesty Scott-Grayson, at Auburn, 2/1 (2nd) 21 by Leilani Correa, at Florida, 1/4 (1st)
<b>Points in a Quarter</b>	13 by Kamilla Cardoso vs. Vanderbilt, 1/28 (2nd) 13 by MiLaysia Fulwiley at Texas A&M, 1/21 (2nd)	17 by Leilani Correa, at Florida, 1/4 (2nd)
<b>Field Goals Made</b>	9 by Ashlyn Watkins at Arkansas, 2/29 9 by Kamilla Cardoso vs. Vanderbilt, 1/28	11, 4x, last by Rickea Jackson, Tennessee, 3/3
<b>Field Goal Attempts</b>	18 by MiLaysia Fulwiley vs. Missouri, 2/8	23 by Rickea Jackson, Tennessee, 3/3 23 by Honesty Scott-Grayson, at Auburn, 2/1 23 by Jerkaila Jordan, Mississippi St., 1/7
<b>FG Percentage</b>	1.000 (6-6) by Ashlyn Watkins at Kentucky, 2/25	.633 (7-11) by Aneesah Morrow, at LSU, 1/25
<b>3-Point FG Made</b>	5 by Te-Hina Paopao vs. Georgia, 2/18	4, 4x, last by Abbey Schrecke, Missouri, 2/8
<b>3-Point FG Attempts</b>	11 by Te-Hina Paopao vs. Georgia, 2/18	12 by Maryam Dauda, at Arkansas, 2/29
<b>3-Point FG Percentage</b>	.800 (4-5) by Tessa Johnson at Arkansas, 2/29 .800 (4-5) by Te-Hina Paopao at Florida, 1/4	.571 (4-7), 3x, last by Abbey Schrecke, Missouri, 2/8
<b>Free Throws Made</b>	12 by MiLaysia Fulwiley at Kentucky, 2/25	8 by Honesty Scott-Grayson, at Auburn, 2/1
<b>Free Throw Attempts</b>	12 by MiLaysia Fulwiley at Kentucky, 2/25	14 by Ajae Petty, at Kentucky, 2/25
<b>FT Percentage</b>	1.000 (12-12) by MiLaysia Fulwiley at Kentucky, 2/25	.875 (7-8) by Javyn Nicholson, Georgia, 2/18
<b>Rebounds</b>	16 by Kamilla Cardoso vs. Georgia, 2/18	12 by Javyn Nicholson, Georgia, 2/18
<b>Assists</b>	7 by Raven Johnson at Arkansas, 2/29 7 by Raven Johnson vs. Vanderbilt, 1/28	8 by Jordyn Cambridgs, Vanderbilt, 1/28
<b>Steals</b>	6 by MiLaysia Fulwiley vs. Missouri, 2/8	3, 5x, last by Samara Spencer, at Arkansas, 2/29
<b>Blocked Shots</b>	6 by Ashlyn Watkins at Florida, 1/4	3, 5x, last by Rickea Jackson and Tamari Key, Tennessee, 3/3
<b>Turnovers</b>	5 by Ashlyn Watkins vs. Missouri, 2/8	6 by Ashton Judd, at Missouri, 1/11

\* indicates program record; ^ indicates Staley-era program record



## THE LAST TIME...

## INDIVIDUAL

## Scored 50 Points

**South Carolina** 51, Jocelyn Penn vs. Stetson, 1/4/03  
**Opponent** Never

## Scored 40 Points

**South Carolina** 51, Jocelyn Penn vs. Stetson, 1/4/03  
**Opponent** 41, Caitlyn Clark, Iowa, 3/31/23

## Scored 30 Points

**South Carolina** 31, Zia Cooke at Georgia, 1/2/23  
**Opponent** 37, Alissa Pili, vs. Utah 12/10/23

## Grabbed 20 Rebounds

**South Carolina** 22, Aliyah Boston vs. N. Carolina, 3/25/22  
**Opponent** 24, Teaira McCowan, at Mississippi State, 1/17/19

## Grabbed 15 Rebounds

**South Carolina** 16, Kamilla Cardoso vs. Georgia, 2/18/24  
**Opponent** 18, Kiah Gillespie, Florida State, 3/24/19

## Two Players with 20 or More Points

**South Carolina** Aliyah Boston 21/Zia Cooke 20 at Kentucky, 1/12/23  
**Opponent** Paige Bueckers 20/Aaliyah Edwards 20, UConn, 2/11/24

## Two Players with 10 or More Rebounds

**South Carolina** Kamilla Cardoso 13/Chloe Kitts 10 at Texas A&M, 1/21/24  
**Opponent** Alyssa Ustby 12/Maria Gakdeng 10, at North Carolina, 11/30/23

## Three or More Players with 10 or More Rebounds

**South Carolina** Raven Johnson 15/Kamilla Cardoso 10/Ashlyn Watkins 10 at Tennessee, 2/15/24  
**Opponent** W. Rolle 12/J. Breland 10/L. Broomfield 10, vs. North Carolina, 12/19/10

## Had 10 Assists

**South Carolina** 17, Raven Johnson vs. Clemson, 11/16/23  
**Opponent** 12, Channise Lewis, Maryland, 11/18/18

## Had Five Steals

**South Carolina** 6, Milaysia Fulwiley vs. Missouri, 2/8/24  
**Opponent** 5, Ines Vieira, vs. Utah 12/10/23

## Had Five Blocked Shots

**South Carolina** 5, Sania Feagin at Kentucky, 2/25/24  
**Opponent** 5, Rita Igbokwe, vs. Ole Miss, 3/4/23

## Had 20 Points and 20 Rebounds

**South Carolina** Aliyah Boston (28 pts/22 rebs) vs. N. Carolina, 3/25/22  
**Opponent** Teaira McCowan (26 pts/24 rebs) at Mississippi State, 1/17/19

## Had a Double-Double

**South Carolina** Kamilla Cardoso (18 pts/14 rebs) vs. Tennessee, 3/3/24  
**Opponent** Javyn Nicholson (27 pts/12 rebs), Georgia, 2/18/24

## Two Players had a Double-Double

**South Carolina** Kamilla Cardoso (18 pts/10 rebs) / Ashlyn Watkins (14 pts/10 rebs) at Tennessee, 2/15/24  
**Opponent** Lexie Hull (18 pts/13 rebs), vs. Stanford, 4/2/21

## Three or More Players had a Double-Double

**South Carolina** L. Amihere (11 pts/11 rebs) / A. Boston (11 pts/12 rebs) / L. Grissett (13 pts/10 rebs) / V. Saxton (19 pts/12 rebs) vs. Charleston, 11/25/20  
**Opponent** Shakira Austin (10 pts/16 rebs) / Kaila Charles (17 pts/10 rebs) / Channise Lewis (10 pts/12 assts), Maryland, 11/18/18

## Had a Triple-Double

**South Carolina** Aliyah Boston (16 pts/11 rebs/10 blks) vs. Georgia, 1/21/21  
**Opponent** Never

## TEAM

## Scored 100 Points

**South Carolina** 104 vs. Morgan St., 12/6/23  
**Opponent** 103, Clemson, 11/21/03

## Won by 30 or More Points

**South Carolina** 98-61 (37) at Arkansas, 2/29/24  
**Opponent** 66-34 (32), Georgia, 3/4/11

## Overcame More Than 15-Point Deficit to Win

**South Carolina** 18 (16-34) 6:24 in 2nd qtr. vs. Stanford, 12/21/21\*  
**Opponent** 16 (21-37) 1:43 in 2nd qtr., at Tennessee, 2/18/21

## Shot 65% or Better from the Field

**South Carolina** .672 (39-58) at Texas A&M, 1/21/24  
**Opponent** Never

## Shot 60% or Better from the Field

**South Carolina** .606 (40-66) at Arkansas, 2/29/24  
**Opponent** .604 (29-48), Vanderbilt, 1/18/01

## Shot 50% or Better from the Field

**South Carolina** .515 (35-68) vs. Vanderbilt, 1/28/24  
**Opponent** .500 (29-58) vs. Maryland, 3/27/23

## No Players in Double-Figure Points

**South Carolina** at Auburn, 1/19/12  
**Opponent** Mississippi Valley State, 11/24/23

## Five Players in Double-Figure Points

**South Carolina** vs. Tennessee, 3/3/24  
**Opponent** at Alabama, 1/5/20

## More Than Five Players in Double-Figure Points

**South Carolina** 6 at Kentucky, 2/25/24  
**Opponent** 6, Maryland, 11/18/18

## Faced AP Top-25 Opponent

**Win** 83-65 vs. No. 11 UConn, 2/11/24  
**Loss** 67-75 at No. 21 Tennessee, 2/18/21

## Faced AP Top-10 Opponent

**Win** 76-70 at No. 9 LSU, 1/25/24  
**Loss** 46-54 vs.. No. 8 NC State, 12/3/20

## Faced AP Top-5 Opponent

**Win** 88-64 vs. No. 3 LSU, 2/12/23  
**Loss** 73-77 vs. No. 3, Iowa, 3/31/23

## Faced AP No. 1 Team

**Win** Never  
**Loss** 68-93 vs. Baylor, 3/30/19

## Overtime Game

**Win** 64-57 at Ole Miss, 2/19/23  
**Loss** 69-70 at Missouri, 12/30/21

## Double-Overtime Game

**Win** 82-73 at Purdue, 12/16/18  
**Loss** 92-94 at Clemson, 11/19/09

## South Carolina Was Ranked (AP Poll)

**No. 1** No. 1, 3/4/24  
**Top 5** No. 5, 3/8/21  
**Top 10** No. 6, 10/17/23  
**Top 25** No. 15, 3/19/19

\* indicates program record

## SOUTH CAROLINA SINGLE-QUARTER RECORDS

TEAM		
<b>Scoring</b>		
<b>Most</b>	<b>Points</b>	
1. vs. Maryland, 11/12/23, 3rd qtr.	37	
vs. Saint Peter's, 11/22/16, 1st qtr.	37	
3. vs. Presbyterian, 12/16/23 1st qtr.	36	
at Kentucky, 1/12/23, 4th qtr.	36	
vs. Alabama, 2/3/22, 1st qtr.	36	
at Vanderbilt, 1/12/20, 3rd qtr.	36	
vs. Alabama State, 3rd qtr.	36	
<b>Fewest</b>	<b>Points</b>	
1. vs. App State, 12/5/18, 4th qtr.	5	
2. vs. Oregon State, 3/23/21, 4th qtr.	6	
vs. Indiana, 11/28/19, 4th qtr.	6	
vs. St. John's, 11/25/17, 2nd qtr.	6	
vs. Stanford, 3/31/17, 2nd qtr.	6	
vs. UCLA, 12/18/16, 1st qtr.	6	
<b>Fewest Allowed</b>	<b>Points</b>	
1. vs. Texas, 3/30/21, 4th qtr.	0	
at Vanderbilt, 1/14/21, 2nd qtr.	0	
at Ole Miss, 1/30/20, 1st qtr.	0	
4. at Cal Poly, 11/22/22, 1st qtr.	2	
vs. Howard, 3/18/22, 2nd qtr.	2	
vs. Howard, 3/18/22, 1st qtr.	2	
vs. UConn, 2/10/20, 1st qtr.	2	
<b>Most Allowed</b>	<b>Points</b>	
1. vs. Baylor, 12/2/18, 1st qtr.	32	
at Maryland, 11/13/17, 4th qtr.	32	
vs. Kentucky, 2/26/17, 4th qtr.	32	
4. vs. Arkansas, 3/8/19, 3rd qtr.	30	
vs. Connecticut, 3/26/18, 1st qtr.	30	
vs. Syracuse, 3/25/16, 4th qtr.	30	
<b>Margin of Difference</b>		
<b>Lead</b>	<b>Score</b>	<b>Margin</b>
1. vs. Alabama State, 11/5/19, 3rd qtr.	36-9	+37
2. vs. App State, 11/17/19, 1st qtr.	35-3	+32
3. vs. Charleston, 11/25/20, 3rd qtr.	34-8	+26
vs. USC Upstate, 11/21/19, 3rd qtr.	33-7	+26
vs. Arkansas, 1/3/16, 2nd qtr.	35-9	+26
5. vs. Clemson, 11/16/23, 1st qtr.	31-6	+25
vs. Saint Peter's, 11/22/16, 1st qtr.	37-12	+25
<b>Deficit</b>	<b>Score</b>	<b>Margin</b>
1. vs. UConn, 2/1/18, 2nd qtr.	8-29	-21
2. at Tennessee, 2/15/18, 3rd qtr.	9-29	-20
3. vs. Baylor, 12/2/18, 1st qtr.	13-32	-19
at Mississippi State, 2/5/18, 4th qtr.	9-28	-19
5. vs. Indiana, 11/28/19, 4th qtr.	6-24	-18
vs. Connecticut, 3/26/18, 1st qtr.	12-30	-18
<b>Field Goals</b>		
<b>Made</b>	<b>FGM</b>	
1. at Florida, 2/27/20, 1st qtr.	15	
vs. Saint Peter's, 11/22/16, 1st qtr.	15	
3. vs. Coastal Carolina, 12/21/22, 1st qtr.	14	
vs. Alabama, 2/3/22, 1st qtr.	14	
vs. App State, 11/17/19, 1st qtr.	14	
vs. Notre Dame, 11/26/17, 4th qtr.	14	
vs. Arkansas, 1/3/16, 2nd qtr.	14	
<b>Attempts</b>	<b>FGA</b>	
1. vs. Arkansas, 3/7/20, 4th qtr.	28	
2. vs. Howard, 3/18/22, 1st qtr.	25	
vs. Arkansas, 1/9/20, 3rd qtr.	25	
4. 7 times, last at Tennessee, 2/15/24, 3rd qtr.	24	

Highest Percentage			FGM-A	Pct
1. vs. Kentucky, 3/5/16, 4th qtr.			11-13	.846
2. at Georgia, 1/2/23, 4th qtr.			5-6	.833
3. at Kentucky, 1/21/18, 3rd qtr.			9-11	.818
4. vs. Kentucky, 1/15/24, 3rd qtr.			13-16	.813
vs. Belmont, 3/22/19, 3rd qtr.			13-16	.813
vs. Quinnipiac, 3/25/17, 3rd qtr.			13-16	.813
Lowest Percentage			FGM-A	Pct
1. vs. Ole Miss, 3/5/22, 4th qtr.			0-5	.000
2. vs. Georgia, 1/12/17, 2nd qtr.			1-12	.083
3. vs. NC State, 12/3/20, 2nd qtr.			2-19	.105
4. at Mississippi State, 1/8/23, 3rd qtr.			2-18	.111
at Iowa State, 12/6/20, 4th qtr.			1-9	.111
Lowest Percentage Allowed			FGM-A	Pct
1. vs. Miami (FL), 3/20/22, 2nd qtr.			0-9	.000
vs. Howard, 3/18/22, 2nd qtr.			0-10	.000
vs. Clemson, 11/17/21, 2nd qtr.			0-16	.000
vs. Texas, 3/30/21, 4th qtr.			0-15	.000
at Vanderbilt, 1/14/21, 2nd qtr.			0-16	.000
at Ole Miss, 1/30/20, 1st qtr.			0-9	.000
vs. Purdue, 12/15/19, 4th qtr.			0-8	.000
Highest Percentage Allowed			FGM-A	Pct
1. vs. Drake, 11/24/18, 2nd qtr.			11-13	.846
2. at LSU, 1/15/17, 2nd qtr.			9-12	.750
3. vs. Tennessee, 1/14/18, 2nd qtr.			8-11	.727
vs. Quinnipiac, 3/25/17, 2nd qtr.			8-11	.727
5. vs. Connecticut, 3/26/18, 2nd qtr.			10-14	.714
at Missouri, 1/7/18, 4th qtr.			5-7	.714
Rebounding			Total	
			Rebs	
1. vs. Arkansas, 3/7/20, 4th qtr.			28	
2. vs. Charleston, 11/25/20, 3rd qtr.			22	
3. vs. Howard, 3/18/22, 1st qtr.			21	
4. vs. Tennessee, 3/3/24			20	
vs. Mississippi Valley State, 11/24/23, 2nd			20	
vs. Coastal Carolina, 12/21/22, 1st qtr.			20	
vs. Hampton, 11/27/22, 3rd qtr.			20	
vs. Howard, 3/18/22, 3rd qtr.			20	
vs. Howard, 3/18/22, 2nd qtr.			20	
vs. Charleston, 11/25/20, 1st qtr.			20	
at Ohio State, 11/14/16, 1st qtr.			20	
Margin			Rebs	Margin
1. vs. Hampton, 11/27/22, 3rd qtr.			20-2	+18
vs. Charleston, 11/25/20, 3rd qtr.			22-4	+18
3. vs. Arkansas, 1/22/23, 2nd qtr.			19-2	+17
4. vs. Arkansas, 1/22/23, 3rd qtr.			18-2	+16
vs. Howard, 3/18/22, 2nd qtr.			20-4	+16
vs. Arkansas, 3/7/20, 4th qtr.			21-5	+16

## INDIVIDUAL

Scoring		Points
<b>Most</b>		
1. Kaela Davis at Auburn, 1/5/17, 1st qtr.		19
2. A'ja Wilson vs. Notre Dame, 11/26/17, 4th qtr.		18
3. Alexis Jennings at Florida, 2/17/19, 3rd qtr.		17
4. Zia Cooke at Georgia, 1/2/23, 4th qtr.		15
Aliyah Boston vs. Florida, 12/31/20, 2nd qtr.		15
M. Herbert Harrigan vs. TX A&M, 3/1/20, 1st qtr.		15
Kaela Davis vs. Quinnipiac, 3/25/17, 3rd qtr.		15
Tina Roy vs. Arkansas, 1/3/16, 3rd qtr.		15
Rebounding		Rebs
<b>Most</b>		
1. Kamilla Cardoso vs. Ole Miss, 3/4/23, 2nd qtr.		9
Aliyah Boston vs. N. Carolina, 3/25/22, 4th qtr.		9
LeLe Grissett at Vanderbilt, 1/14/21, 4th qtr.		9
Aliyah Boston vs. UConn, 2/10/20, 1st qtr.		9
Aliyah Boston vs. Arkansas, 1/9/20, 1st qtr.		9
Alaina Coates at Arkansas, 2/5/17, 1st qtr.		9
Alaina Coates at Georgia, 1/26/17, 2nd qtr.		9



**All-Time Sellouts**

18,478	Georgia, 2/18/24
18,167	UConn, 2/11/24
18,000	Tennessee, 3/3/24
18,000	Ole Miss, 2/5/24
18,000	Vanderbilt, 1/28/24
18,000	Georgia, 2/26/23
18,000	LSU, 2/12/23
18,000	Tennessee, 2/20/22
18,000	Texas A&M, 3/1/20
18,000	UConn, 2/10/20
18,000	Mississippi State, 3/3/19
18,000	UConn, 2/1/18
18,000	Kentucky, 2/26/17
18,000	UConn, 2/8/16

**Year-by-Year Record**

Year	Record	Pct.	Att. Avg.
2002-03	14-2	.875	3,244
2003-04	5-6	.455	1,828
2004-05	8-9	.471	1,764
2005-06	12-5	.706	1,455
2006-07	15-5	.750	1,845
2007-08	12-6	.667	1,802
2008-09	6-9	.400	2,793
2009-10	7-5	.583	3,442
2010-11	14-5	.737	2,996
2011-12	12-3	.800	3,139
2012-13	12-3	.800	4,082
2013-14	16-0	1.000	6,371
2014-15	16-0	1.000	12,293
2015-16	16-1	.941	14,364
2016-17	15-1	.938	12,277
2017-18	15-2	.882	13,239
2018-19	11-4	.733	11,542
2019-20	15-0	1.000	12,185
2020-21	10-1	.909	3,500*
2021-22	16-0	1.000	12,268
2022-23	17-0	1.000	12,942
2023-24	15-0	1.000	16,489
<b>Total</b>	<b>279-67</b>	<b>.806</b>	<b>7,249*</b>
<b>Staley Era</b>	<b>213-34</b>	<b>.862</b>	<b>9,459*</b>

\* 2020-21 attendance not counted in average or streaks due to COVID-19 regulation restrictions

In women's basketball, Colonial Life Arena has become one of the most feared places to play as enormous crowds fill the building with passion for the Gamecocks.

The state of South Carolina has rallied around head coach Dawn Staley's program in unprecedented numbers as the Gamecocks have led the nation in average attendance in each of the last nine seasons. The Gamecocks were one of a few programs to finish the 2019-20 season averaging over 10,000 fans and boast 12 sellouts (18,000) in the last nine seasons of full capacity arenas.

Colonial Life Arena is more than just the home of South Carolina men's and women's basketball, though. It is also a thriving entertainment venue that the city of Columbia and its surrounding metropolitan area are able to enjoy throughout the year.

Colonial Life Arena is the largest arena in the state of South Carolina with 18,000 seats, and the 10th-largest on-campus basketball facility in the nation. Located on the beautiful University of South Carolina campus, this one-of-a-kind facility features 41 suites, four entertainment suites, and the Frank McGuire Club, a full-service hospitality room that has a capacity of 300. The state-of-the-art facility also features plush seating, a technologically advanced sound system and a one-of-a-kind selection of unique concession foods that will delight fans of all ages.

In Summer 2017, a 12-display center-hung video board and ribbon boards were added to the arena bowl at a cost of \$4.2 million. The center-hung board features four convex-curved main displays that measure approximately 12' x 20' and can show any combination of live video, instant replays, statistics and game information, graphics and animations, and sponsorship messages.

The Arena has hosted numerous sold out shows, including Barnum and Bailey Circus, Paul McCartney, country superstars Kenny Chesney and Taylor Swift, WWE Wrestling, Kanye West and numerous other acts.

The largest building ever constructed at the University of South Carolina at 342,000 square feet, the Arena has an intimate double-deck design that puts every seat close to the action. The cantilever of the upper deck over the lower deck extends further than any other arena of its size with great sight lines.

Two spacious locker rooms for Gamecock men's and women's basketball include team meeting rooms, recruiting rooms, coaches locker rooms and an athletic training room.

**Colonial Life Arena Notables**

- Nine-Time National Attendance Leader (2015-present)
- NCAA Tournament Host in 2015, 2016, 2017, 2018
- 126 consecutive regular-season games with at least 10,000 fans (Jan. 2, 2015)\*
- 14 official sellouts (18,000) since 2015-16 season
- 6 undefeated seasons at home
- Longest home win streak – 55 games (12/17/20-present)

\* 2020-21 attendance not counted in average or streaks due to COVID-19 regulation restrictions

*"It is a beautiful thing to see unfold because a lot of people really didn't think it could get done. I tip my hat to Gamecock Nation for making this a wonderful place and creating a home court advantage that allows us to win close basketball games."*

– South Carolina Head Coach Dawn Staley





# DAWN STALEY Head Coach

16th Season at South Carolina • 24th Season in Career

Catapulting South Carolina into the national spotlight when she was hired in May 2008, Dawn Staley has made the Gamecocks a mainstay in the battle for SEC and national championships. Under her leadership, the Gamecocks have reached many firsts – National Championships, NCAA Final Fours, No. 1 rankings, SEC regular-season and tournament titles, SEC Players of the Year, National Players of the Year, WNBA No. 1 Draft picks, an undefeated regular season, and No. 1 recruiting classes – to name the most notable.

In Staley's 16 seasons at the helm of the Gamecocks, highlights include:

- Two National Championships (2017, 2022)
- Five NCAA Final Fours in the last eight tournaments (2015, 2017, 2021, 2022, 2023)
- Ranking in the AP Top 25 every week since Dec. 10, 2012, the second-longest active streak in the nation (224)
- Six 30-win seasons, including a program-record 36 wins in 2022-23
- Eight SEC regular-season championships (2014, 2015, 2016, 2017, 2020, 2022, 2023, 2024)
- Seven SEC Tournament titles (2015, 2016, 2017, 2018, 2020, 2021, 2023)
- Three top-two recruiting classes (#1 in 2021, #1 in 2019, #2 in 2014)
- Nine NCAA Attendance titles (2015, 2016, 2017, 2018, 2019, 2020, 2021, 2022, 2023)

While her coaching career is in full bloom, Staley is still recognized for her body of work as a one of the most decorated participants in United States women's basketball history. The Naismith Memorial Basketball Hall of Fame solidified that legacy with her enshrinement as part of the Class of 2013. The Phoenix Club of Philadelphia established the Dawn Staley Award recognizing the nation's top guard in women's Division I basketball in 2013 as well. Staley was inducted into the Women's Basketball Hall of Fame as part of the Class of 2012.

In her 24th season as a head coach, Staley has led her college teams to 14 25-win seasons, a total of 19 postseason appearances (two WNIT) and 184 weeks in the Associated Press top 10, including the Gamecocks' 80 in the No. 1 spot – the fourth most times in the top spot in the history of that poll. Her .764 winning percentage (603-186) which ranks 10th in the nation among all active head coaches with at least 10 years' experience and 11th all-time.

Also a force in USA Basketball, Staley was named the U.S. Women's National Team head coach for 2017-21, leading the U.S. to gold in the 2018 FIBA World Cup and the 2019 and 2021 FIBA AmeriCups and stretching the U.S. Olympic gold medal streak to seven straight at the 2020 Tokyo Olympic Games. Prior to that appointment, Staley led three other U.S. teams to gold medals and served as an assistant on the Senior National Team 2006-08 and again 2014-16, during which the U.S. claimed gold in the 2014 FIBA World Championship and the 2008 and 2016 Olympics.

Now in her 16th season leading the Gamecocks, Staley has been named National Coach of the Year four times with her 2020 unanimous selection making her the first former Naismith Player of the Year to earn the Naismith Coach of the Year award. She is also a seven-time SEC Coach of the Year. Staley is the only Gamecock basketball coach – men's or women's – to amass 300 victories at South Carolina and was the fastest coach to 200 wins in program history, needing just 277 games at South Carolina to reach the plateau. She is the program's all-time winningest coach with a program-record 12 postseason appearances and is the only black head coach in men's or women's basketball to win multiple national championships.

In the vaunted SEC, Staley's 199 league wins are the most among active league coaches and third all-time, trailing just Andy Landers (Georgia, 273) and Pat Summitt (Tennessee, 306). Her .783 SEC winning percentage (199-55) is second only to Summitt (874) in league history. Her Gamecocks are the only SEC program with multiple 16-0 seasons in league history, hitting that mark in 2015-16, 2019-20 and 2022-23. Her eight SEC titles trail just Summitt's 16.

In addition to coaching two National Players of the Year and a National Freshman of the Year, Staley has helped 10 Gamecocks collect 25 All-America selections, three to pick up seven SEC Player of the Year honors, four to earn SEC Defensive Player of the Year recognition a total of eight times, two to SEC 6th Player of the Year honors and six to capture SEC Freshman of the Year. She has coached 21 Gamecocks to All-SEC honors a combined 41 times, including 21 first-team selections. In the last nine years, 14 Gamecocks have been selected in the WNBA Draft, including 10 first-rounders, highlighted by two overall No. 1 picks. Three Gamecocks have been named WNBA Rookie of the Year.

## STALEY YEAR-BY-YEAR AT SOUTH CAROLINA

Year	School	Record	Conf. Rec.	Conf. Finish	Postseason
2008-09	South Carolina	10-18	2-12	11th	
2009-10	South Carolina	14-15	7-9	T-7th	
2010-11	South Carolina	18-15	8-8	T-5th	WNIT 2nd Round
2011-12	South Carolina	25-10	10-6	T-4th	NCAA Sweet 16
2012-13	South Carolina	25-8	11-5	T-4th	NCAA 2nd Round
2013-14	South Carolina	29-5	14-2	1st	NCAA Sweet 16
2014-15	South Carolina	34-3	15-1	T-1st	SEC Tourn. Champ./NCAA Final Four
2015-16	South Carolina	33-2	16-0	1st	SEC Tourn. Champ./NCAA Sweet 16
2016-17	South Carolina	33-4	14-2	1st	SEC Tourn. Champ./NCAA Champ.
2017-18	South Carolina	29-7	12-4	T-2nd	SEC Tourn. Champ./NCAA Elite Eight
2018-19	South Carolina	23-10	13-3	2nd	NCAA Sweet 16
2019-20	South Carolina	32-1	16-0	1st	SEC Tourn. Champ./NCAA canceled
2020-21	South Carolina	26-5	14-2	2nd	SEC Tourn. Champ./NCAA Final Four
2021-22	South Carolina	35-2	15-1	1st	NCAA Champion
2022-23	South Carolina	36-1	16-0	1st	SEC Tourn. Champ./NCAA Final Four
2023-24	South Carolina	29-0	15-0	1st	
<b>At SC</b>	<b>16th season</b>	<b>431-106</b>	<b>199-55</b>	<b>8 SEC Titles</b>	<b>7 SEC Trn. Titles, 2 NCAA Titles, 10 Sweet 16s</b>
<b>At Temple</b>	<b>8 seasons</b>	<b>172-80</b>	<b>100-25</b>	<b>3 A-10 Titles</b>	<b>4 A-10 Tourn. Titles, 6 NCAA appearances</b>
<b>Career</b>	<b>24th season</b>	<b>603-186</b>	<b>298-89</b>		

## QUICK FACTS

### Coaching Highlights

#### College

- 17 NCAA Tournament Appearances (11 at South Carolina)
- 2x NCAA National Champion (2017, 2022)
- 6 30-Win Seasons
- 9 Regular-Season Conference Titles (SEC 2014, 2015, 2016, 2017, 2020, 2022, 2023, 2024; A-10 2008)
- 11 Conference Tournament Titles (SEC 2015, 2016, 2017, 2018, 2020, 2021, 2023; A-10 2002, 2004, 2005, 2006)
- 4-time National Coach of the Year (2014, 2020, 2022, 2023)
- 4-time WBCA Region Coach of the Year (Region 3 2014, 2015, 2016; Region 1 2005)
- Nine-time Conf. Coach of the Year (SEC 2014, 2015, 2016, 2020, 2022, 2023, 2024; A-10 2004, 2005)

#### USA Basketball

- Senior National Team Head Coach (2017-21) – Tokyo Olympics gold (2020); FIBA AmeriCup gold (2021); co-National Coach of the Year (2021); FIBA AmeriCup gold (2019), FIBA World Cup gold (2018), National Coach of the Year (2018)
- Senior National Team Asst. Coach (2006-08, 2014-16) – Rio Olympics gold medal (2016), FIBA World Championship gold medal (2014), Beijing Olympics gold medal (2008), FIBA Americas Championship gold medal (2007), FIBA World Championship bronze medal (2006)
- U19 National Team Head Coach – FIBA U19 World Championship gold medal (2015), co-National Coach of the Year (2015)
- U18 National Team Head Coach – FIBA U18 Americas Championship gold medal (2014)
- Pan Am Games Head Coach – Gold medal (2007)

### Playing Highlights

#### U.S. Professional – 11 seasons

- Five-time WNBA All-Star (2001, 2002, 2003, 2005, 2006)
- Two-time ABL All-Star (1997, 1998)
- WNBA All-Decade Team

#### USA Basketball

- Olympic gold medalist (1996, 2000, 2004)
- Flag bearer for U.S. in Olympic Games Opening Ceremony (2004)
- Two-time USA Basketball Female Athlete of the Year (1994, 2004)

#### College – Virginia (1989-92)

- Kodak All-America (1990, 1991, 1992)
- Honda-Broderick Cup Award for Collegiate Female Athlete of the Year (1991)
- Two-time ACC Player of the Year (1991, 1992)
- NCAA Tournament MOP (1991)

### Other Notables

- Naismith Memorial Basketball Hall of Fame, Class of 2013
- Order of the Palmetto Recipient (2013)
- Women's Basketball Hall of Fame, Class of 2012
- Two-time Wanamaker Award (1997, 2005)
- Henry P. Iba Citizenship Award (2007)

## STALEY ERA SINGLE-GAME RECORDS

## Scoring

Most	Points
1. vs. Charleston, 11/25/20	119
2. vs. Maryland, 11/12/23	114
3. vs. Savannah State, 12/14/14	111
4. vs. Clemson, 11/16/23	109
5. at Vanderbilt, 1/14/21	106

Fewest	Points
1. at Stanford, 11/26/10	32*
2. vs. Georgia, 3/4/11	34
3. vs. Mississippi State, 3/5/09=	39
4. at Georgia, 1/13/13	40
5. at Mississippi State, 2/26/09	41

Fewest Allowed	Points
1. vs. Mississippi Valley State, 11/24/23	19*
2. vs. Howard, 3/18/22	21
vs. South Carolina State, 12/14/11	21
4. vs. Charleston Southern, 12/18/22	23
5. vs. Presbyterian, 11/27/11	24

Most Allowed	Points
1. at Connecticut, 2/11/19	97
2. vs. Arkansas, 3/8/19	95
3. vs. Baylor, 12/2/18	94
vs. Connecticut, 3/26/18	94
at Clemson, 11/19/09	94

## Margin of Outcome

Victory	Score	Margin
1. vs. Miss. Valley State, 11/24/23	101-19	+82
2. vs. Charleston, 11/25/20	119-38	+81
3. vs. Presbyterian, 12/16/23	99-29	+70
vs. East Tennessee State, 11/7/22	101-31	+70
vs. Charleston Southern, 11/8/13	99-29	+70

Defeat	Score	Margin
1. at Stanford, 11/26/10	32-70	-38
2. vs. Georgia, 3/4/11	34-66	-32
3. vs. Stanford, 12/19/08	47-78	-31
4. at Penn State, 11/21/10	48-78	-30
5. vs. Connecticut, 3/26/18	65-94	-29
vs. Connecticut, 12/28/08	48-77	-29

## Field Goals

Made	FGM
1. vs. Clemson, 11/16/23	44
2. vs. Maryland, 11/12/23	43
vs. Notre Dame, 11/6/23	43
vs. Coastal Carolina, 12/21/22	43
5. at Vanderbilt, 1/14/21	42
vs. Charleston, 11/25/20	42

Attempts	FGA
1. vs. Clemson, 11/16/23	83
vs. Maryland, 11/12/23	83
3. vs. Arkansas, 3/7/20	82
4. vs. Tennessee, 3/3/24	81
5. at Arkansas, 2/3/19	80

Highest Percentage (Min. 40 FGA)	FGM-A	Pct
1. vs. Morgan State, 12/6/23	41-60	.683
2. at Texas A&M, 1/21/24	39-58	.672
3. at Vanderbilt, 1/18/18	36-54	.667
4. vs. Auburn, 1/5/23	36-57	.647
5. at Kentucky, 2/25/24	39-59	.644

Lowest Percentage (Min. 40 FGA)	FGM-A	Pct
1. at Stanford, 11/26/10	12-55	.218
2. vs. Georgia, 3/4/11	12-52	.231
3. at Florida, 1/20/13	15-64	.234
4. at Kentucky, 2/5/09	13-55	.236
5. at Georgia, 1/2/11	13-54	.241

Lowest %age Allowed (Min. 40 FGA)	FGM-A	Pct
1. vs. Miss. Valley State, 11/24/23	8-67	.119*
2. vs. South Carolina State, 12/14/11	6-48	.125
2. vs. Howard, 3/18/22	8-54	.148
3. vs. Presbyterian, 12/16/23	10-64	.156
4. vs. Charleston Southern, 12/18/22	8-50	.160
vs. NC Central, 12/2/13	8-50	.160

Highest %age Allowed (Min. 40 FGA)	FGM-A	Pct
1. vs. Connecticut, 3/26/18	37-63	.587
2. vs. Connecticut, 2/11/19	37-65	.569
3. vs. Connecticut, 12/28/08	35-62	.565
vs. Florida, 1/9/11	26-46	.565
5. vs. Tennessee, 1/14/18	31-55	.564

## 3-Point Field Goals

Made	3FGM
1. vs. Minnesota, 12/11/16	16
2. vs. Temple, 12/21/18	15
3. vs. Appalachian State, 12/5/18	14
at Auburn, 1/5/17	14
5. at Iowa State, 12/6/20	13

Attempts	3FGA
1. vs. Howard, 3/18/22	38
2. vs. Minnesota, 12/11/16	33
3. vs. Syracuse, 3/25/16	32
4. vs. Temple, 12/21/18	31
5. vs. Drake, 11/24/18 (includes overtime)	30

Percentage (Min. 5 3FGA)	3FGM-A	Pct
1. vs. ETSU, 11/22/18	11-16	.688
2. at Kentucky, 2/25/24	8-12	.667
at Alabama, 1/10/10	8-12	.667
vs. Charlotte, 12/21/08	8-12	.667
vs. Kentucky, 2/18/18	6-9	.667
vs. Western Carolina, 12/29/12	6-9	.667
vs. Oregon State, 3/25/14	4-6	.667
vs. Ole Miss, 1/30/14	4-6	.667
vs. Savannah State, 12/28/13	4-6	.667

## Free Throws

Made	FTM
1. vs. Savannah State, 12/14/14	34
vs. Oregon State, 3/25/14	34
3. vs. Missouri, 1/10/16	32
vs. Ole Miss, 1/30/14	32
at Mississippi State, 1/6/12	32

Attempts	FTA
1. at Mississippi State, 1/6/13	50
2. vs. Savannah State, 12/28/13	48
3. vs. Charleston, 11/25/20	47
vs. Savannah State, 12/14/14	47
5. vs. Missouri, 2/2/14	46

Percentage (Min. 10 FTA)	FTM-A	Pct
1. vs. Alabama, 1/31/21	19-20	.950
2. vs. Quinnipiac, 3/25/17	18-19	.947
3. at Texas A&M, 2/23/17	15-16	.923
4. vs. Kentucky, 2/18/18	23-25	.920
5. vs. N.C. A&T, 11/29/21	11-12	.917
vs. Temple, 12/21/18	11-12	.917

## Rebounding

Total	Rebs
1. vs. Arkansas, 1/22/23	74
2. vs. Clemson, 11/16/23	73
vs. Charleston, 11/25/20	73
4. vs. Howard, 3/18/22	69
5. vs. Mississippi Valley State, 11/24/23	66

Margin	Rebs	Margin
1. vs. Arkansas, 1/22/23	74-17	+57
2. vs. Hampton, 11/27/22	62-15	+47
3. vs. Clemson, 11/16/23	73-27	+46
4. vs. Charleston, 11/25/20	73-28	+45
5. vs. Howard, 3/18/22	69-28	+41

Offensive	Off. Rebs
1. vs. Arkansas, 1/22/23	32
2. vs. Tennessee, 2/20/22	31
3. vs. Howard, 3/18/22	30
4. vs. Elon, 11/9/12	29
5. vs. Arkansas, 3/7/20	28

## Turnovers

Fewest	TOs
1. at Tennessee, 2/2/12	4
2. 10 times, most recent, at Ole Miss, 1/4/18	5

Most	TOs
1. at Wake Forest, 12/3/08	32
2. at Ole Miss, 2/25/16	29
vs. Hampton, 11/22/12	29
vs. Kentucky, 1/15/12	29
5. at Kentucky, 1/13/11	28

## Assists

1. at Kentucky, 2/25/24	30
vs. Clemson, 11/16/23	30
vs. Maryland, 11/12/23	30
4. vs. Notre Dame, 11/6/23	29
vs. Minnesota, 12/11/16	29

## Steals

1. at Alabama State, 11/11/18	22
2. vs. Alabama State, 11/10/17	21
vs. NC Central, 12/1/14	21
vs. Furman, 12/11/11	21
5. vs. San Diego State, 11/23/14	18

## Blocked Shots

1. vs. Presbyterian, 12/16/23	17*
vs. Appalachian State, 11/17/19	17*
3. vs. South Dakota State, 11/20/23	16
vs. Coastal Carolina, 12/21/22	16
vs. Kansas State, 12/3/21	16
vs. Clemson, 11/15/18	16
vs. Winthrop, 12/13/15	16

\* indicates also a school record

# 10 KAMILLA CARDOSO

6-7 • Sr. • Center • Montes Claros, Brazil  
Major: Interdisciplinary Studies



Full Bio



INSTAGRAM: @Kamilla\_Cardoso • X: @KamillaSCSilva

### Career Notables

- Has been part of three SEC regular-season championships (2022, 2023, 2024), one SEC Tournament title (2023), a National Championship (2022) and two NCAA Final Fours (2022, 2023)
- Reached 1,000 career points Dec. 29, 2023, at Bowling Green

### Season Highlights

- On every National Player of the Year watch list in addition to Naismith Defensive Player of the Year and Lisa Leslie Award watch lists ... earned a spot on the USBWA National Players of the Week list four times (Nov. 11, Dec. 3, Jan. 30, Feb. 20) ... has been SEC Player of the Week three times (Nov. 12, Jan. 30, Feb. 20)
- Ranks among NCAA's top 20 in blocks per game (2.8, 13th – 1st in SEC), field goal percentage (21st – 1st in SEC)
- Is 6th in the nation and 2nd in the SEC in player defensive rating (68.4) ... 2nd in SEC in player offensive rating (126.8)
- Posted her 13th double-double of the season against Tennessee (Mar. 3), including a team-high four points and four rebounds (three offensive) in the fourth quarter to help seal the victory
- Posted a double-double against Georgia (Feb. 18) with 12 of her 16 points and 11 of her career-high tying 16 rebounds coming in the decisive second half
- Returned in full force at Tennessee (Feb. 15), putting up seven points in the final quarter to finish with a team-high 18 points in addition to 10 boards for her 11th double-double of the season
- Had a standout game against Vanderbilt (Jan. 28), finishing with a new SEC career-high 23 points, dropping 13 in the third quarter in just nine minutes on the court
- Extended her double-double streak to three against Mississippi State (Dec. 7), putting up seven points in the opening quarter en route to 13 points and 14 boards, in addition to matching her career high of six assists
- Scored the last of her 17 points against #11/7 Utah (Dec. 10) on a pair of free throws in a five-point game with 31 seconds to play
- Broke a tie game at Duke (Dec. 3) with the first of her eight fourth-quarter points and added the others on a personal 7-0 run that build a 13-point lead with 3:11 to play
- Grabbed seven of her 16 rebounds at #24/24 North Carolina (Nov. 30) and added two of her four blocks in the pivotal third quarter that saw UNC score just 12 points ... snagged three defensive boards in 90-second span to help fuel a 6-0 Gamecock run midway through the period
- Burst into the season and a starting role with a 20-point, 15-rebound outing in the Gamecocks' historic season debut in Paris with eight of her rebounds coming in the pivotal second quarter against #10/10 Notre Dame (Nov. 6) and 13 of her points coming in just 6:25 of the third quarter to shut the door on the Fighting Irish

### Awards

#### At South Carolina

- Honorable Mention All-America (2023)
- All-SEC (2024 1st-Team; 2023 2nd-Team)
- SEC Defensive Player of the Year (2024)
- SEC 6th Woman of the Year (2023)
- SEC Academic Honor Roll (2022)

#### At Syracuse

- ACC co-Defensive Player of the Year (2021)
- ACC Freshman of the Year (2021)
- All-ACC First Team (2021)
- ACC All-Defensive Team (2021)
- ACC All-Freshman Team (2021)

#### High School

- McDonald's All-America (2020)
- WBCA All-America (2020)

#### International (Brazil)

- 2023 FIBA AmeriCup, gold medal, MVP
- 2022 FIBA South America Championships, gold medal
- 2022, 2023 FIBA Olympic Qual. Tour., All-Star 5
- 2021 FIBA AmeriCup, bronze medal

### Miscellaneous

	Season	Career	Record
Double-Doubles	13	29*	26-3
20+ Points	3	6*	6-0
10+ Points	23	67*	57-10
10+ Rebounds	14	35*	31-4
5+ Blocks	4	13*	12-1
5+ Assists	4	5	5-0
Tm-High Points	10	25*	21-4
Tm-High Rebs.	14	41*	35-6

### Career Highs

Pts	25 vs. Lincoln (PA), 12/2/20*
FG	12 vs. Lincoln (PA), 12/2/20*
FGA	15, 2x, last at Tennessee, 2/15/24*
FT	8 at Pitt, 2/7/21*
FTA	11, 2x, last vs. Georgia, 2/18/24*
Reb	16, 4x, last vs. Georgia, 2/18/24*
Off Reb	10 vs. Florida State, 3/5/21*
Blk	9 vs. Notre Dame, 1/31/21*
Stl	3, vs. Georgia, 2/18/24*
Asst	6, 2x, last vs. Mississippi State, 1/7/24
Min	35 at Ole Miss, 2/19/23

### SEC Career Highs

Pts	23, vs. Vanderbilt, 1/28/24
FG	9, vs. Vanderbilt, 1/28/24
FGA	15 at Tennessee, 2/15/24
FT	6, 4x, last vs. Tennessee, 3/3/24
FTA	11 vs. Georgia, 2/18/24
Reb	16, 2x, last vs. Georgia, 2/18/24
Off Reb	9, vs. Tennessee, 3/3/24
Blk	5, 3x, last vs. Kentucky, 1/15/24
Stl	3, vs. Georgia, 2/18/24
Asst	6 vs. Mississippi State, 1/7/24
Min	35 at Ole Miss, 2/19/23

\* indicates occurred at least once at previous school

### 2023-24 GAME-BY-GAME

Opponent	Date	GS	MIN	FG-FGA	PCT	3FG-3FGA	PCT	FT-FTA	PCT	OFF	DEF	TOT	AVG	PF	A	TO	BLK	STL	PTS	AVG	
vs Notre Dame	11/06/2023	*	24:22	9-14	.643	0-0	.000	2-3	.667	6	9	15	15.0	2	1	2	4	0	20	20.0	
Maryland	11/12/2023	*	24:52	5-7	.714	0-0	.000	2-2	1.000	1	6	7	11.0	4	2	1	2	0	12	16.0	
Clemson	11/16/2023	*	22:57	6-9	.667	0-0	.000	3-7	.429	4	9	13	11.7	1	4	2	3	0	15	15.7	
South Dakota St.	11/20/2023	*	32:10	8-12	.667	0-0	.000	7-8	.875	5	5	10	11.3	1	0	0	6	1	23	17.5	
Mississippi Val.	11/24/2023	*	20:34	7-13	.538	0-0	.000	0-3	.000	5	5	10	11.0	1	3	0	5	0	14	16.8	
at North Carolina	11/30/2023	*	32:52	2-5	.400	0-0	.000	2-4	.500	3	13	16	11.8	5	2	2	4	2	6	15.0	
at Duke	12/03/2023	*	34:55	5-10	.500	0-0	.000	5-7	.714	3	11	14	12.1	0	2	3	0	2	15	15.0	
Morgan St.	12/06/2023	*	20:20	4-5	.800	0-0	.000	2-2	1.000	1	6	7	11.5	0	0	2	2	0	10	14.4	
vs Utah	12/10/2023	*	25:25	6-9	.667	0-0	.000	5-5	1.000	0	6	6	10.9	4	1	4	2	0	17	14.7	
Presbyterian	12/16/2023	*	22:30	5-8	.625	0-0	.000	2-3	.667	5	4	9	10.7	1	3	1	7	0	12	14.4	
at Bowling Green	12/19/2023	*	18:51	5-7	.714	0-0	.000	1-1	1.000	0	4	4	10.1	1	5	3	2	1	11	14.1	
at East Carolina	12/30/2023	*	20:48	4-8	.500	0-0	.000	4-4	1.000	3	7	10	10.1	2	5	0	2	0	12	13.9	
at Florida	01/04/2024	*	28:17	5-8	.625	0-0	.000	0-0	.000	3	12	15	10.5	0	1	3	1	1	10	13.6	
Mississippi St.	01/07/2024	*	28:58	5-11	.455	0-0	.000	3-6	.500	7	7	14	10.7	2	6	2	1	0	13	13.6	
at Missouri	01/11/2024	*	21:30	2-5	.400	0-0	.000	3-3	1.000	2	6	8	10.5	3	1	2	1	0	7	13.1	
Kentucky	01/15/2024	*	21:35	6-9	.667	0-0	.000	0-1	.000	4	7	11	10.6	2	3	2	5	0	12	13.1	
at Texas A&M	01/21/2024	*	25:15	7-9	.778	0-0	.000	3-4	.750	3	10	13	10.7	1	1	1	2	0	17	13.3	
at LSU	01/25/2024	*	32:10	5-11	.455	0-0	.000	1-1	1.000	2	6	8	10.6	1	2	2	2	2	11	13.2	
Vanderbilt	01/28/2024	*	23:46	9-14	.643	0-0	.000	5-7	.714	4	2	6	10.3	1	0	3	2	0	23	13.7	
at Auburn	02/01/2024	*	26:12	5-11	.455	0-0	.000	3-6	.500	4	2	6	10.1	2	0	2	3	0	13	13.7	
Ole Miss	02/04/2024	*	20:16	6-10	.600	0-0	.000	5-8	.625	0	4	4	9.8	3	3	1	4	2	17	13.8	
at Tennessee	02/15/2024	*	28:45	8-15	.533	0-0	.000	2-4	.500	6	4	10	9.8	2	3	2	3	1	18	14.0	
Georgia	02/18/2024	*	25:51	5-10	.500	0-0	.000	6-11	.545	8	8	16	10.1	2	5	1	3	3	16	14.1	
at Arkansas	02/29/2024	*	15:51	5-8	.625	0-0	.000	1-2	.500	1	2	3	9.8	0	1	0	1	0	11	14.0	
Tennessee	03/03/2024	*	24:03	6-13	.462	0-0	.000	6-7	.857	9	5	14	10.0	5	2	1	0	1	18	14.1	
<b>Totals</b>			<b>24</b>	<b>623:06</b>	<b>140-241</b>	<b>.581</b>	<b>0-0</b>	<b>.000</b>	<b>73-109</b>	<b>.670</b>	<b>89</b>	<b>160</b>	<b>249</b>	<b>10.0</b>	<b>46</b>	<b>56</b>	<b>42</b>	<b>67</b>	<b>16</b>	<b>353</b>	<b>14.1</b>

### CAREER STATS

SEASON	TEAM	GP-GS	MIN/AVG	FG-FGA	FG%	3FG-3FGA	3FG%	FT-FTA	FT%	OFF	DEF	TOT	AVG	PF-FO	A	TO	BLK	STL	PTS	AVG
2020-21	SU	24-23	565/23.5	132-229	.576	0-1	.000	62-103	.602	82	111	193	8.0	65-0	16	42	65	15	326	13.6
2021-22	USC	32-0	424/13.3	68-123	.553	0-0	.000	38-53	.717	61	103	164	5.1	49-0	31	39	46	11	174	5.4
2022-23	USC	36-0	678/18.8	138-247	.559	0-0	.000	77-111	.694	134	173	307	8.5	69-1	33	39	70	14	353	9.8
2023-24	USC	25-24	623/24.9	140-241	.581	0-0	.000	73-109	.670	89	160	249	10.0	46-2	56	42	67	16	353	14.1
<b>TOTAL FOR USC</b>		<b>93-24</b>	<b>1725/18.5</b>	<b>346-611</b>	<b>.566</b>	<b>0-0</b>	<b>.000</b>	<b>188-273</b>	<b>.689</b>	<b>284</b>	<b>436</b>	<b>720</b>	<b>7.7</b>	<b>164-3</b>	<b>120</b>	<b>120</b>	<b>183</b>	<b>41</b>	<b>880</b>	<b>9.5</b>
<b>TOTAL</b>		<b>117-47</b>	<b>2290/19.6</b>	<b>478-840</b>	<b>.569</b>	<b>0-1</b>	<b>.000</b>	<b>250-376</b>	<b>.665</b>	<b>366</b>	<b>547</b>	<b>913</b>	<b>7.8</b>	<b>229-3</b>	<b>136</b>	<b>162</b>	<b>248</b>	<b>56</b>	<b>1206</b>	<b>10.3</b>



20

# SANIA FEAGIN

6-3 • Jr. • Forward • Ellenwood, Ga.  
Major: Services Management



Full Bio



INSTAGRAM: @Supreme.Nia • X: @SupremeNia

### Career Notables

- Has been part of three SEC regular-season championships (2022, 2023, 2024), one SEC Tournament title (2023), a National Championship (2022) and two NCAA Final Fours (2022, 2023)
- In 2021-22 season, part of first team in program history to be ranked No 1 in both the AP and the USA Today Coaches' Polls every week of the season ... group went on to become just third program to hold No. 1 spot in the AP Poll in back-to-back seasons
- Ranked No. 1 forward and No. 4 overall player in the Class of 2021
- Consensus first-team High School All-American after a senior year (2020-21) ... helped Forest Park to 6A state championship in 2020 and a 5A runner-up finish in 2021

### Season Highlights

- Has played in every game this season, averaging 14.0 minutes
- Earned first career start at Arkansas (Feb. 29) scoring the first bucket of the game and grabbing a new career-high nine rebounds, including four in the pivotal second quarter
- Posted a career-high 16 points and five blocks at Kentucky (Feb. 25), putting up 10 of her points in the fourth period during a 21-6 run by the Gamecocks
- Tied her career high of seven boards against Alabama (Feb. 22), in addition to her 10 points
- Scored five of her seven points at Tennessee (Feb. 15) in the third quarter, including a pair of putbacks in a 7-2 run
- Had her seventh double-figure game against Missouri (Feb. 8), finishing with 11 after putting up six in the third quarter as part of a 13-5 run
- Had a perfect shooting game against Ole Miss (Feb. 4), finishing 3-of-3 from the field and 4-of-4 from the free throw line en route to 10 points in just 11 minutes of play
- Got momentum going midway through the second quarter at #9/9 LSU (Jan. 25) with an inside move and a putback, which launched a 13-7 run that closed the half and brought the Gamecocks within five
- Had a breakout game at Texas A&M (Jan. 21), tying her career-high 15 points, including the last six points of the first quarter to help build a 17-point lead
- Was outstanding on both ends of the court at Missouri (Jan. 11), handing out a career-high four assists to go with 10 points, which included four in the pivotal second quarter to help establish a 13-point halftime lead
- Added a putback to the Gamecocks' 9-0 run to close the first half against #14/11 Maryland (Nov. 12)
- Scored six points of her 12 points against #10/10 Notre Dame (Nov. 6) in the Gamecocks' first-quarter rally, capping the surge with a transition layup

### Awards

**At South Carolina**  
SEC Community Service Team (2023)  
SEC Academic Honor Roll (2022)

### High School

Naismith All-America First Team  
WBCA All-America  
McDonald's All-America  
Gatorade Georgia Player of the Year (2020)

### USA Basketball

2021 FIBA U19 World Cup, gold medal  
2019 U16 National Team finalist

### Miscellaneous

	Season	Career	Record
<b>10+ Points</b>	9	15	15-0
<b>Tm-High Points</b>	0	1	1-0
<b>Tm-High Rebs</b>	0	1	1-0
<b>Tm-High Assts</b>	1	1	1-0

### Career Highs

Pts.....16 at Kentucky, 2/25/24  
FG.....7 vs. ETSU, 11/07/22  
FGA.....12 at Kentucky, 2/25/24  
FT.....5, 2x, last vs. Missouri, 2/8/24  
FTA.....6, 3x, last vs. vs. Missouri, 2/8/24  
Reb.....9, at Arkansas, 2/29/24  
Off Reb.....4 at Arkansas, 2/29/24  
Blk.....5 at Kentucky, 2/25/24  
Stl.....2 at Georgia, 2/13/22  
Asst.....4, 3x, last at Kentucky 2/25/24  
Min.....24 at Kentucky, 2/25/24

### SEC Career Highs

Pts.....16 at Kentucky, 2/25/24  
FG.....6 at Kentucky, 2/25/24  
FGA.....12 at Kentucky, 2/25/24  
FT.....5, vs. Missouri, 2/8/24  
FTA.....6, vs. Missouri, 2/8/24  
Reb.....9 at Arkansas, 2/29/24  
Off Reb.....4 at Arkansas, 2/29/24  
Blk.....5 at Kentucky, 2/25/24  
Stl.....2 at Georgia, 2/13/22  
Asst.....4, 2x, last at Kentucky, 2/25/24  
Min.....24 at Kentucky, 2/25/24

## 2023-24 GAME-BY-GAME

Opponent	Date	GS	MIN	FG-FGA	PCT	3FG-3FGA	PCT	FT-FTA	PCT	OFF DEF	TOT	AVG	PF	A	TO	BLK	STL	PTS	AVG	
vs Notre Dame	11/06/2023		13:56	6-9	.667	0-0	.000	0-0	.000	3	1	4	4.0	2	0	2	0	0	12	12.0
Maryland	11/12/2023		13:36	4-7	.571	0-0	.000	0-0	.000	3	3	6	5.0	3	1	0	0	0	8	10.0
Clemson	11/16/2023		20:42	2-6	.333	0-2	.000	2-4	.500	2	4	6	5.3	1	1	0	1	6	8.7	
South Dakota St.	11/20/2023		15:29	3-8	.375	0-0	.000	0-0	.000	2	4	6	5.5	0	1	0	1	6	8.0	
Mississippi Val.	11/24/2023		21:04	5-8	.625	0-0	.000	2-2	1.000	2	3	5	5.4	2	4	3	2	0	12	8.8
at North Carolina	11/30/2023		02:38	0-2	.000	0-0	.000	0-0	.000	0	0	0	4.5	0	0	0	0	0	0	7.3
at Duke	12/03/2023		04:08	0-0	.000	0-0	.000	1-2	.500	0	1	1	4.0	0	0	1	0	0	1	6.4
Morgan St.	12/06/2023		15:36	5-6	.833	0-0	.000	1-5	.643	1	5	6	4.3	0	1	1	1	1	10	6.9
vs Utah	12/10/2023		09:16	1-2	.500	0-0	.000	1-2	.500	1	2	3	4.1	3	1	2	0	1	3	6.4
Presbyterian	12/16/2023		15:04	1-2	.500	0-0	.000	0-0	.000	0	2	2	3.9	1	1	1	0	0	2	6.0
at Bowling Green	12/19/2023		12:07	2-5	.400	0-0	.000	1-1	1.000	2	3	5	4.0	3	2	2	0	1	5	5.9
at East Carolina	12/30/2023		16:57	4-7	.571	0-0	.000	1-4	.250	2	2	4	4.0	2	0	2	2	0	9	6.2
at Florida	01/04/2024		08:11	0-1	.000	0-0	.000	0-0	.000	0	2	2	3.8	1	1	3	0	1	0	5.7
Mississippi St.	01/07/2024		02:43	0-1	.000	0-0	.000	0-0	.000	0	1	1	3.6	0	0	1	0	0	0	5.3
at Missouri	01/11/2024		18:30	4-5	.800	0-0	.000	2-2	1.000	2	2	4	3.7	1	4	0	0	1	10	5.6
Kentucky	01/15/2024		15:59	4-6	.667	0-0	.000	0-2	.000	0	2	2	3.6	2	1	0	0	1	8	5.8
at Texas A&M	01/21/2024		20:53	5-6	.833	1-1	1.000	4-4	1.000	1	3	4	3.6	4	0	3	2	0	15	6.3
at LSU	01/25/2024		14:11	3-3	1.000	0-0	.000	0-2	.000	2	2	4	3.6	2	1	1	0	0	6	6.3
Vanderbilt	01/28/2024		14:53	3-5	.600	0-0	.000	3-4	.750	1	0	1	3.5	3	1	1	0	0	9	6.4
at Auburn	02/01/2024		13:01	2-3	.667	0-0	.000	0-0	.000	0	1	1	3.4	4	0	0	0	0	4	6.3
Ole Miss	02/04/2024		10:31	3-3	1.000	0-0	.000	4-4	1.000	0	1	1	3.2	2	1	1	0	0	10	6.5
Missouri	02/08/2024		17:43	3-5	.600	0-0	.000	5-6	.833	2	3	5	3.3	2	2	0	1	0	11	6.7
UConn	02/11/2024		14:05	2-2	1.000	0-0	.000	0-0	.000	1	2	3	3.3	2	0	3	0	1	4	6.6
at Tennessee	02/15/2024		07:49	3-3	1.000	0-0	.000	1-2	.500	1	0	1	3.2	3	0	0	0	0	7	6.6
Georgia	02/18/2024		08:37	1-1	1.000	0-0	.000	0-0	.000	0	0	0	3.1	1	0	1	0	0	2	6.4
Alabama	02/22/2024		17:10	4-10	.400	0-0	.000	2-3	.667	2	5	7	3.2	1	0	1	1	0	10	6.5
at Kentucky	02/25/2024		24:38	6-12	.500	0-0	.000	4-4	1.000	1	5	6	3.3	2	4	2	5	1	16	6.9
at Arkansas	02/29/2024	*	22:24	3-4	.750	0-0	.000	1-2	.500	4	5	9	3.5	1	3	1	0	0	7	6.9
Tennessee	03/03/2024	*	18:29	0-3	.000	0-0	.000	1-2	.500	1	2	3	3.5	3	1	0	2	0	1	6.7
<b>Totals</b>			<b>2 410:19</b>	<b>79-135</b>	<b>.585</b>	<b>1-3</b>	<b>.333</b>	<b>35-52</b>	<b>.673</b>	<b>36</b>	<b>66</b>	<b>102</b>	<b>3.5</b>	<b>51</b>	<b>31</b>	<b>33</b>	<b>17</b>	<b>10</b>	<b>194</b>	<b>6.7</b>

## CAREER STATS

SEASON	TEAM	GP-GS	MIN/AVG	FG-FGA	FG%	3FG-3FGA	3FG%	FT-FTA	FT%	OFF DEF	TOT	AVG	PF-FO	A	TO	BLK	STL	PTS	AVG	
2021-22	USC	31-0	132/4.3	21-34	.618	0-0	.000	16-28	.571	14	31	45	1.5	19-0	6	18	12	5	58	1.9
2022-23	USC	27-0	213/7.9	59-90	.600	1-1	1.000	22-30	.733	29	36	65	2.4	31-0	7	22	19	4	131	4.9
2023-24	USC	29-2	410/14.1	79-135	.585	1-3	.333	35-52	.673	36	66	102	3.5	51-0	31	33	17	10	194	6.7
<b>TOTAL</b>		<b>87-2</b>	<b>755/8.7</b>	<b>154-259</b>	<b>.595</b>	<b>2-4</b>	<b>.500</b>	<b>73-110</b>	<b>.664</b>	<b>79</b>	<b>133</b>	<b>212</b>	<b>2.4</b>	<b>101-0</b>	<b>44</b>	<b>73</b>	<b>48</b>	<b>19</b>	<b>383</b>	<b>4.4</b>

# 12 MiLaysia Fulwiley

5-10 • Fr. • Guard • Columbia, S.C.  
Major: Retailing



Full Bio



### Awards

#### South Carolina

SEC All-Freshman Team

2x SEC Freshman of the Week (1/16-22, 1/30-2/5)

#### High School

All-America (WBCA; McDonald's; Naismith 3rd team - 2023)

All-USA TODAY Team (2023)

3x SCBCA 3A Player of the Year (2022-co, 2021-co 2020)

SCBCA 2A Player of the Year (2023)

### Miscellaneous

	Season	Career	Record
10+ Points	19	19	19-0
5+ Assists	4	4	4-0
5+ Steals	2	2	2-0
Tm-High Points	8	8	8-0
Tm-High Assists	3	3	3-0

### Career Highs

Pts	21 at Texas A&M, 1/21/24
FG	8, 4x, last vs. Missouri, 2/8/24
FGA	18 vs. Missouri, 2/8/24
3FG	4 vs. Clemson, 11/16/23
3FGA	9, vs. Vanderbilt, 1/28/24
FT	12 at Kentucky, 2/25/24
FTA	12 at Kentucky, 2/25/24
Reb	9, 2x, last at East Carolina, 12/30/23
Off Reb	3 vs. Clemson, 11/16/23
Blk	3 vs. Presbyterian, 12/16/23
Stl	6, 2x, last vs. Missouri, 2/8/24
Asst	6, 2x, last vs. Morgan State, 12/6/23
Min	34 vs. South Dakota State, 11/20/23

### SEC Career Highs

Pts	21, at Texas A&M, 1/21/24
FG	8, 2x, last vs. Missouri, 2/8/24
FGA	18, vs. Missouri, 2/8/24
3FG	3, 2x, last at Texas A&M, 1/21/24
3FGA	9, vs. Vanderbilt, 1/28/24
FT	12 at Kentucky, 2/25/24
FTA	12 at Kentucky, 2/25/24
Reb	5 vs. Tennessee, 3/3//24
Off Reb	2 vs. Tennessee, 3/3/24
Blk	2 at Florida, 1/4/24
Stl	6 vs. Missouri, 2/8/24
Asst	5 vs. Georgia, 2/18/24
Min	25, 2x, last at Kentucky, 2/25/24

### Career Notables

- Consensus High School All-American and part of the All-USA Today Team as a senior (2023)
- Four-time SCBCA Player of the Year (2A - 2023; 3A - 2022, 2021, 2020)
- Ranked No. 13 overall player in the Class of 2023
- Started varsity career as a seventh grader and helped W.J. Keenan High School to the first of four state titles during her six varsity seasons, including three straight (2020, 2021, 2022)

### Season Highlights

- Scored eight of her 13 points against Tennessee (Mar. 3) in the third quarter and swiped two of her three steals in the last two minutes to help the Gamecocks seal the victory
- Posted best perfect free-throw game by a freshman in program history and second-best overall by going 12-of-12 at Kentucky (Feb. 25)
- Finished just shy of a career-high with 19 points against Missouri (Feb. 8), including nine in the first quarter to turn a one-point deficit into an 11-point lead by the end of the period ... tied her career high with six steals
- Put up a team-high 15 points at Auburn (Feb. 1), with six coming in her own 6-0 run in the second quarter
- Sparked the offense late in the first half at #9/9 LSU (Jan. 25), scoring off a steal and adding two 3-pointers in the final four minutes to cut an 11-point deficit to five by halftime
- Netted a season-high 21 points on the road at Texas A&M (Jan. 21), scoring 13 in the second quarter alone, including three 3s, with the final being a buzzer-beater to cap a 9-0 run heading into the half
- Hit the first of her three first-half 3s to end an early 4-0 run by Kentucky (Jan. 15) and added two more early in the second quarter en route to an SEC career-high 14 points, which tied for the team lead
- Shot 50.0 percent from the field in her SEC debut at Florida (Jan. 4), including a pair of drives during a 14-0 first-quarter run the blew open the game early
- Scored six of her nine points at Duke (Dec. 3) in the tight fourth quarter on perfect field goal and free throw shooting in the period after the Blue Devils tied the game early in the final stanza ... high a deep, buzzer-beating 3 to end the first quarter and bring the Gamecocks within two.
- Led the offense against Clemson (Nov. 16) with 12 of her 18 points coming on four 3s and just missing a double-double with nine rebounds
- Hit a 3 to knot the game against #14/11 Maryland (Nov. 12) with 4:15 to go in the second quarter, sparking a 23-8 surge that gave the Gamecocks a 12-point halftime lead
- Burst onto the college basketball scene with a jaw-dropping effort against #10/10 Notre Dame (Nov. 6), scoring seven of her 17 points in the pivotal second quarter, all in a 17-4 run that closed the half ... finished with 17 points, six assists and six steals in her 26 minutes

## 2023-24 GAME-BY-GAME

Opponent	Date	GS	MIN	FG-FGA	PCT	3FG-3FGA	PCT	FT-FTA	PCT	OFF	DEF	TOT	AVG	PF	A	TO	BLK	STL	PTS	AVG	
vs Notre Dame	11/06/2023		25:57	8-14	.571	1-4	.250	0-2	.000	0	1	1	1.0	2	6	1	1	6	17	17.0	
Maryland	11/12/2023		14:46	4-8	.500	2-4	.500	2-2	1.000	0	1	1	1.0	2	2	1	2	2	12	14.5	
Clemson	11/16/2023		16:11	7-13	.538	4-7	.571	0-0	.000	3	6	9	3.7	5	3	3	0	1	18	15.7	
South Dakota St.	11/20/2023	*	34:16	5-16	.313	0-4	.000	1-1	1.000	2	3	5	4.0	2	3	2	2	0	11	14.5	
Mississippi Val.	11/24/2023		26:14	6-12	.500	0-5	.000	5-7	.714	0	4	4	4.0	3	5	4	2	1	17	15.0	
at North Carolina	11/30/2023		03:23	0-1	.000	0-0	.000	0-0	.000	0	0	0	3.3	1	0	0	1	0	0	12.5	
at Duke	12/03/2023		16:39	3-5	.600	1-2	.500	2-2	1.000	0	0	0	2.9	2	1	2	2	1	9	12.0	
Morgan St.	12/06/2023		21:03	4-8	.500	0-3	.000	6-8	.750	0	1	1	2.6	3	6	3	1	1	14	12.3	
vs Utah	12/10/2023		10:09	4-5	.800	3-3	1.000	0-0	.000	0	2	2	2.6	2	1	4	1	0	11	12.1	
Presbyterian	12/16/2023	*	20:45	8-16	.500	2-7	.286	0-0	.000	1	6	7	3.0	0	4	0	3	4	18	12.7	
at Bowling Green	12/19/2023		19:22	2-8	.250	0-2	.000	2-2	1.000	1	2	3	3.0	2	1	2	0	2	6	12.1	
at East Carolina	12/30/2023		24:22	4-10	.400	1-3	.333	3-6	.500	2	7	9	3.5	3	3	2	0	2	12	12.1	
at Florida	01/04/2024		17:32	5-10	.500	0-2	.000	0-0	.000	0	2	2	3.4	4	0	4	2	0	10	11.9	
Mississippi St.	01/07/2024		14:21	2-5	.400	0-1	.000	5-5	1.000	0	1	1	3.2	3	0	1	1	1	9	11.7	
at Missouri	01/11/2024		10:14	0-5	.000	0-3	.000	0-0	.000	0	2	2	3.1	0	1	1	0	0	0	10.9	
Kentucky	01/15/2024		22:35	5-8	.625	3-4	.750	1-1	1.000	1	2	3	3.1	2	1	2	0	3	14	11.1	
at Texas A&M	01/21/2024		19:44	8-12	.667	3-5	.600	2-3	.667	0	1	1	3.0	1	3	1	2	0	1	21	11.7
at LSU	01/25/2024		10:08	3-6	.500	2-5	.400	0-0	.000	1	3	4	3.1	1	0	2	0	1	8	11.5	
Vanderbilt	01/28/2024		20:15	3-11	.273	2-9	.222	2-2	1.000	1	1	2	3.0	4	3	1	1	1	10	11.4	
at Auburn	02/01/2024		25:04	6-13	.462	0-1	.000	3-3	1.000	0	2	2	3.0	3	0	3	1	2	15	11.6	
Ole Miss	02/04/2024		20:55	5-12	.417	0-1	.000	4-6	.667	1	0	1	2.9	3	1	2	1	2	14	11.7	
Missouri	02/08/2024		23:51	8-18	.444	2-6	.333	1-2	.500	0	1	1	2.8	2	4	0	0	6	19	12.0	
UConn	02/11/2024		21:25	2-10	.200	0-2	.000	2-2	1.000	1	3	4	2.8	3	3	1	0	2	6	11.8	
at Tennessee	02/15/2024		11:03	2-6	.333	1-1	1.000	0-0	.000	0	2	2	2.8	2	0	0	0	1	5	11.5	
Georgia	02/18/2024		15:56	1-5	.200	0-2	.000	2-2	1.000	1	2	3	2.8	2	5	2	0	3	4	11.2	
Alabama	02/22/2024		22:16	3-9	.333	1-3	.333	2-3	.667	0	3	3	2.8	4	2	3	1	0	9	11.1	
at Kentucky	02/25/2024		24:49	2-4	.500	1-3	.333	12-12	1.000	0	3	3	2.8	2	3	1	0	3	17	11.3	
at Arkansas	02/29/2024		18:32	7-13	.538	1-6	.167	2-4	.500	1	3	4	2.9	2	2	2	0	4	17	11.5	
Tennessee	03/03/2024	*	20:21	4-12	.333	1-4	.250	4-7	.571	2	3	5	2.9	2	3	2	0	3	13	11.6	
<b>Totals</b>		<b>3</b>	<b>552:09</b>	<b>121-275</b>	<b>.440</b>	<b>31-102</b>	<b>.304</b>	<b>63-82</b>	<b>.768</b>	<b>18</b>	<b>67</b>	<b>85</b>	<b>2.9</b>	<b>67</b>	<b>66</b>	<b>53</b>	<b>22</b>	<b>53</b>	<b>336</b>	<b>11.6</b>	

## CAREER STATS

SEASON	TEAM	GP-GS	MIN/AVG	FG-FGA	FG%	3FG-3FGA	3FG%	FT-FTA	FT%	OFF	DEF	TOT	AVG	PF	F	A	TO	BLK	STL	PTS	AVG
2023-24	USC	29-3	552/19.0	121-275	.440	31-102	.304	63-82	.768	18	67	85	2.9	67-1	66	53	22	53	336	11.6	
<b>TOTAL</b>		<b>29-3</b>	<b>552/19.0</b>	<b>121-275</b>	<b>.440</b>	<b>31-102</b>	<b>.304</b>	<b>63-82</b>	<b>.768</b>	<b>18</b>	<b>67</b>	<b>85</b>	<b>2.9</b>	<b>67-1</b>	<b>66</b>	<b>53</b>	<b>22</b>	<b>53</b>	<b>336</b>	<b>11.6</b>	

# 23

# BREE HALL

6-0 • Jr. • Guard • Dayton, Ohio  
Major: Sport & Entertainment Mgmt.



Full Bio



INSTAGRAM: @BreezyHall • X: @BreezyHallI

### Career Notables

- Has been part of three SEC regular-season championships (2022, 2023, 2024), one SEC Tournament title (2023), a National Championship (2022) and two NCAA Final Fours (2022, 2023)
- Ranked the No. 5 guard and No. 14 overall player in the Class of 2021
- Named Ohio High School Basketball Coaches Association Miss Basketball and Ohio Prep Sports Writers Association (OPSWA) First-Team All-State in 2021 after pouring in 25.6 points, 7.1 rebounds and 3.3 steals per game as a senior

### Season Highlights

- Posted a career-high three blocks against Tennessee (Mar. 3) and broke the game's last tie late in the second quarter on a 3-pointer as part of her 13 points
- Hit a big 3 at Tennessee (Feb. 15) to cap a 7-1 run in the opening minutes of the fourth quarter to give the Gamecocks a lead they would not relinquish
- Shook off 1-of-4 first-half shooting at #9/9 LSU (Jan. 25) to go 3-of-6 in the second half, including a pair of go-ahead threes in the final three minutes to deliver the win ... also blocked a Tiger layup to keep a 6-0 run going that put the Gamecocks in front for the first time since the opening minute
- Scored timely buckets as part of career-high 21 points at Missouri (Jan. 11), which included perfect shooting in the first half ... started an 8-0 run with a three after the Tigers closed within six points late in the third quarter, the last of her perfect 4-of-4 3-point shooting
- Difference maker against Mississippi State (Jan. 7) after extending the lead against the Bulldogs with back-to-back threes in the third quarter, finishing with a team-high 15 points for the second time this season in an SEC career high 28 minutes
- Thrived in return to her home state, tying her career highs for points (18) and made 3s (4) at Bowling Green (Dec. 19), hitting a pair of 3s in the opening 90 seconds to set the tone for a hot-shooting night
- Completed a traditional three-point play with 2:34 to play against #11/7 Utah (Dec. 10) to turn a two-point game into a five-point lead and capped the nine-point win with a defensive rebound and transition layup in the final 20 seconds
- Hit the first of her three 3s at Duke (Dec. 3) during a 6-0 run that broke open a tie and closed the first half and capped the fourth-quarter domination with another one 3-pointer
- Delivered clutch plays throughout the game at #24/24 North Carolina (Nov. 30), erasing a game-thing layup with a huge block with under four minutes to play, holding top scorer Deja Kelly without a field goal in the fourth quarter and draining her third 3 of the game with 2:08 to play and the Gamecocks leading by five

### Awards

#### At South Carolina

- CSC Academic All-District (2023)
- 2x SEC Academic Honor Roll (2022, 2023)
- SEC Basketball Leadership Council Vice Chair (2023-24)

#### High School

- McDonald's All-America (2021)
- Naismith All-America Honorable Mention (2021)
- OHSBCA Miss Basketball (2021)

### Miscellaneous

	Season	Career	Record
20+ Points	1	1	1-0
10+ Points	15	20	20-0
Tm-High Points	4	7	7-0
Tm-High Rebs.	0	1	1-0

### Career Highs

Pts	21 at Missouri, 1/11/24
FG	8, 2x, last at Kentucky, 2/25/24
FGA	16 vs. Tennessee, 3/3/24
3FG	4, 3x, last at Missouri, 1/11/24
3FGA	8, 2x, last vs. Georgia, 2/18/24
FT	4 vs. Ole Miss, 2/4/24
FTA	5 vs. Ole Miss, 2/4/24
Reb	7, 3x, last vs. Missouri, 2/8/24
Off Reb	4, 4x, last vs. Tennessee, 3/3/24
Blk	3 vs. Tennessee, 3/3/24
Stl	3 at LSU, 1/25/24
Asst	3, 4x, last vs. Vanderbilt, 1/28/24
Min	35 at Duke, 12/3/23

### SEC Career Highs

Pts	21 at Missouri, 1/11/24
FG	8, 2x, last at Kentucky 2/25/24
FGA	16 vs. Tennessee, 3/3/24
3FG	4, 2x, last at Missouri, 1/11/24
3FGA	8, 2x, last vs. Georgia, 2/18/24
FT	4, vs. Ole Miss, 2/4/24
FTA	5 vs. Ole Miss, 2/4/24
Reb	7, 2x, last vs. Missouri, 2/8/24
Off Reb	4, 2x, last vs. Tennessee, 3/3/24
Blk	3 vs. Tennessee, 3/3/24
Stl	3 at LSU, 1/25/24
Asst	3, 2x, last vs. Vanderbilt, 1/28/24
Min	33 at Missouri, 1/11/24

## 2023-24 GAME-BY-GAME

Opponent	Date	GS	MIN	FG-FGA	PCT	3FG-3FGA	PCT	FT-FTA	PCT	OFF	DEF	TOT	AVG	PF	A	TO	BLK	STL	PTS	AVG	
vs Notre Dame	11/06/2023	*	26:25	2-8	.250	1-4	.250	2-2	1.000	1	2	3	3.0	0	1	0	0	0	7	7.0	
Maryland	11/12/2023	*	23:53	5-9	.556	2-4	.500	0-0	.000	1	0	1	2.0	2	2	2	1	0	12	9.5	
Clemson	11/16/2023	*	23:34	3-10	.300	1-5	.200	1-2	.500	0	5	5	3.0	1	1	2	1	1	8	9.0	
South Dakota St.	11/20/2023	*	25:52	2-9	.222	0-3	.000	1-2	.500	2	5	7	4.0	0	2	0	1	1	5	8.0	
Mississippi Val.	11/24/2023	*	22:02	2-9	.222	1-6	.167	0-0	.000	2	0	2	3.6	0	3	2	0	1	5	7.4	
at North Carolina	11/30/2023	*	33:04	5-6	.833	3-4	.750	2-2	1.000	0	1	1	3.2	3	0	1	1	0	15	8.7	
at Duke	12/03/2023	*	35:20	4-7	.571	3-4	.750	2-2	1.000	0	3	3	3.1	0	1	3	0	1	13	9.3	
Morgan St.	12/06/2023	*	15:20	3-5	.600	3-4	.750	0-0	.000	0	1	1	2.9	0	3	1	0	1	9	9.3	
vs Utah	12/10/2023	*	34:23	3-8	.375	0-3	.000	1-1	1.000	0	4	4	3.0	0	0	1	2	0	7	9.0	
Presbyterian	12/16/2023	*	23:02	3-7	.429	2-5	.400	2-2	1.000	0	3	3	3.0	1	0	0	0	1	10	9.1	
at Bowling Green	12/19/2023	*	28:19	7-9	.778	4-6	.667	0-2	.000	0	2	2	2.9	2	2	1	0	1	18	9.9	
at East Carolina	12/30/2023	*	21:06	2-3	.667	1-1	1.000	0-2	.000	1	1	2	2.8	2	0	0	0	1	5	9.5	
at Florida	01/04/2024	*	25:19	5-7	.714	2-3	.667	3-4	.750	1	3	4	2.9	1	0	0	0	0	15	9.9	
Mississippi St.	01/07/2024	*	28:50	6-9	.667	3-4	.750	0-0	.000	0	3	3	2.9	0	1	0	0	1	15	10.3	
at Missouri	01/11/2024	*	33:25	8-10	.800	4-4	1.000	1-2	.500	0	4	4	3.0	2	0	4	2	0	21	11.0	
Kentucky	01/15/2024	*	22:11	3-9	.333	1-4	.250	0-0	.000	1	3	4	3.1	0	2	0	0	0	7	10.8	
at Texas A&M	01/21/2024	*	28:13	3-6	.500	2-4	.500	0-0	.000	0	6	6	3.2	0	3	0	1	1	8	10.6	
at LSU	01/25/2024	*	30:26	4-10	.400	2-4	.500	0-0	.000	0	5	5	3.3	0	1	0	1	3	10	10.6	
Vanderbilt	01/28/2024	*	29:17	4-6	.667	1-3	.333	2-2	1.000	3	1	4	3.4	1	3	0	0	0	11	10.6	
at Auburn	02/01/2024	*	24:13	0-6	.000	0-2	.000	0-0	.000	1	1	2	3.3	2	1	1	0	0	0	10.1	
Ole Miss	02/04/2024	*	26:29	3-7	.429	0-2	.000	4-5	.800	3	4	7	3.5	2	1	2	1	1	10	10.0	
Missouri	02/08/2024	*	26:46	5-10	.500	0-0	.000	0-0	.000	4	3	7	3.6	2	0	0	0	0	10	10.0	
UConn	02/11/2024	*	21:32	1-8	.125	0-4	.000	2-2	1.000	0	0	0	3.5	0	1	0	1	0	4	9.8	
at Tennessee	02/15/2024	*	28:21	2-11	.182	1-3	.333	2-2	1.000	1	2	3	3.5	2	2	0	0	0	7	9.7	
Georgia	02/18/2024	*	28:22	3-9	.333	3-8	.375	0-0	.000	1	0	1	3.4	3	2	4	0	0	9	9.6	
Alabama	02/22/2024	*	31:23	6-9	.667	1-3	.333	0-0	.000	0	1	1	3.3	1	0	1	1	0	13	9.8	
at Kentucky	02/25/2024	*	27:29	8-10	.800	2-3	.667	0-0	.000	0	1	1	3.2	4	1	2	0	1	18	10.1	
at Arkansas	02/29/2024	*	24:40	2-5	.400	0-2	.000	0-0	.000	0	1	1	3.1	0	2	1	0	0	4	9.9	
Tennessee	03/03/2024	*	28:42	5-16	.313	1-4	.250	2-2	1.000	4	2	6	3.2	1	0	0	3	1	13	10.0	
<b>Totals</b>			<b>29</b>	<b>777:58</b>	<b>109-238</b>	<b>.458</b>	<b>44-106</b>	<b>.415</b>	<b>27-36</b>	<b>.750</b>	<b>26</b>	<b>67</b>	<b>93</b>	<b>3.2</b>	<b>32</b>	<b>35</b>	<b>30</b>	<b>16</b>	<b>16</b>	<b>289</b>	<b>10.0</b>

## CAREER STATS

SEASON	TEAM	GP-GS	MIN/AVG	FG-FGA	FG%	3FG-3FGA	3FG%	FT-FTA	FT%	OFF	DEF	TOT	AVG	PF-FO	A	TO	BLK	STL	PTS	AVG
2021-22	USC	36-0	334/9.3	32-102	.314	14-46	.304	19-30	.633	12	41	53	1.5	43-0	1	23	1	5	97	2.7
2022-23	USC	35-0	487/13.9	66-163	.405	23-64	.359	19-31	.613	23	42	65	1.9	37-0	10	16	11	11	174	5.0
2023-24	USC	29-29	778/26.8	109-238	.458	44-106	.415	27-36	.750	26	67	93	3.2	32-0	35	30	16	16	289	10.0
<b>TOTAL</b>		<b>100-29</b>	<b>1599/16.0</b>	<b>207-503</b>	<b>.412</b>	<b>81-216</b>	<b>.375</b>	<b>65-97</b>	<b>.670</b>	<b>61</b>	<b>150</b>	<b>211</b>	<b>2.1</b>	<b>112-0</b>	<b>46</b>	<b>69</b>	<b>28</b>	<b>32</b>	<b>560</b>	<b>5.6</b>



# 24

# SAHNYA JAH

6-0 • Fr. • Forward • Alexandria, Va.  
Major: Undecided



Full Bio



**INSTAGRAM: @iam\_TheSahnjaJah**

### Career Notables

- Ranked No. 40 overall in the Class of 2023
- Helped Montverde to 2023 GEICO High School National Championship, scoring 15 of her 20 points in the second half, including a game-clinching three-point play with 12 seconds left

### Season Highlights

- Has played in 16 games this season, including six SEC contests, averaging 9.1 minutes
- Is out indefinitely due to conduct detrimental to the team
- Hit her first career 3 in SEC play at Auburn (Feb. 1) less than a minute after subbing in
- Tallied a bucket, steal, and first SEC assist against Kentucky (Jan. 15)
- Scored for a second time in a row in SEC play against Mississippi State (Jan. 7), in addition to grabbing two boards in just under five minutes of play
- Made her SEC debut at Florida (Jan. 4)
- Capped the Gamecocks' first-half 9-0 run against #14/11 Maryland (Nov. 12) with a tough inside bucket that delivered a 12-point halftime lead
- Made her college debut against #10/10 Notre Dame (Nov. 6)

### Awards

**High School**  
WBCA Honorable Mention All-America (2023)

### Miscellaneous

	Season	Career	Record
10+ Points	0	0	0-0

### Career Highs

Pts	8 vs. Clemson, 11/16/23
FG	3, 3x, last vs. Morgan State, 12/6/23
FGA	9 vs. Clemson, 11/16/23
3FG	1, 3x, last at Auburn, 2/1/24
3FGA	4 vs. Clemson, 11/16/23
FT	1, 3x, last at Texas A&M, 1/21/24
FTA	3 vs. Maryland, 11/12/23
Reb	7 vs. Miss. Valley State, 11/24/23
Off Reb	3 vs. Clemson, 11/16/23
Blk	1 vs. South Dakota State, 11/20/23
Stl	2 vs. South Dakota State, 11/20/23
Asst	4 vs. Miss. Valley State, 11/24/23
Min	18 vs. South Dakota State, 11/20/23

### SEC Career Highs

Pts	3, at Auburn, 2/1/24
FG	1, 3x, last at Auburn, 2/1/24
FGA	3, 2x, last vs. Kentucky 1/15/24
3FG	1 at Auburn, 2/1/24
3FGA	2, at Auburn, 2/1/24
FT	1, 2x, last vs. Ole Miss, 2/4/24
FTA	2, 2x, last vs. Ole Miss, 2/4/24
Reb	2, 2x, last vs. Ole Miss, 2/4/24
Off Reb	1 vs. Mississippi State, 1/7/24
Blk	
Stl	1, 3x, last at Auburn, 2/1/24
Asst	1, vs. Kentucky, 1/15/24
Min	11, Texas A&M, 1/21/24

## 2023-24 GAME-BY-GAME

Opponent	Date	GS	MIN	FG-FGA	PCT	3FG-3FGA	PCT	FT-FTA	PCT	OFF	DEF	TOT	AVG	PF	A	TO	BLK	STL	PTS	AVG	
vs Notre Dame	11/06/2023		08:02	2-4	.500	0-0	.000	0-0	.000	2	3	5	5.0	2	2	1	0	1	4	4.0	
Maryland	11/12/2023		04:16	3-4	.750	0-1	.000	1-3	.333	0	1	1	3.0	0	0	0	0	0	7	5.5	
Clemson	11/16/2023		14:08	3-9	.333	1-4	.250	1-2	.500	3	1	4	3.3	3	1	1	0	1	8	6.3	
South Dakota St.	11/20/2023		17:44	1-5	.200	0-2	.000	0-0	.000	0	1	1	2.8	0	1	1	1	2	2	5.3	
Mississippi Val.	11/24/2023		14:56	1-5	.200	0-1	.000	0-0	.000	1	6	7	3.6	1	4	0	0	1	2	4.6	
at North Carolina	11/30/2023		01:59	0-1	.000	0-0	.000	0-0	.000	0	0	0	3.0	1	0	0	0	0	0	3.8	
Morgan St.	12/06/2023		13:37	3-5	.600	0-1	.000	0-1	.000	0	2	2	2.9	3	0	2	0	0	6	4.1	
Presbyterian	12/16/2023		16:47	2-8	.250	1-2	.500	0-2	.000	2	3	5	3.1	0	1	0	0	1	5	4.3	
at Bowling Green	12/19/2023		04:48	0-1	.000	0-0	.000	0-0	.000	0	0	0	2.8	1	0	0	0	0	0	3.8	
at East Carolina	12/30/2023		12:01	2-5	.400	0-1	.000	0-0	.000	1	1	2	2.7	1	0	0	0	1	4	3.8	
at Florida	01/04/2024		08:27	1-3	.333	0-1	.000	0-0	.000	0	1	1	2.5	1	0	1	0	1	2	3.6	
Mississippi St.	01/07/2024		04:42	1-2	.500	0-0	.000	0-0	.000	1	1	2	2.5	0	0	0	0	0	2	3.5	
Kentucky	01/15/2024		07:34	1-3	.333	0-0	.000	0-0	.000	0	0	0	2.3	2	1	0	0	1	2	3.4	
at Texas A&M	01/21/2024		11:22	0-0	.000	0-0	.000	1-2	.500	0	0	0	2.1	2	0	2	0	0	1	3.2	
at Auburn	02/01/2024		02:28	1-2	.500	1-2	.500	0-0	.000	0	0	0	2.0	0	0	0	0	1	3	3.2	
Ole Miss	02/04/2024		03:24	0-1	.000	0-0	.000	1-2	.500	0	2	2	2.0	0	0	0	0	0	1	3.1	
<b>Totals</b>			<b>0</b>	<b>146:15</b>	<b>21-58</b>	<b>.362</b>	<b>3-15</b>	<b>.200</b>	<b>4-12</b>	<b>.333</b>	<b>10</b>	<b>22</b>	<b>32</b>	<b>2.0</b>	<b>17</b>	<b>10</b>	<b>8</b>	<b>1</b>	<b>10</b>	<b>49</b>	<b>3.1</b>

## CAREER STATS

SEASON	TEAM	GP-GS	MIN/AVG	FG-FGA	FG%	3FG-3FGA	3FG%	FT-FTA	FT%	OFF	DEF	TOT	AVG	PF-FO	A	TO	BLK	STL	PTS	AVG
2023-24	USC	16-0	146/9.1	21-58	.362	3-15	.200	4-12	.333	10	22	32	2.0	17-0	10	8	1	10	49	3.1
<b>TOTAL</b>		<b>16-0</b>	<b>146/9.1</b>	<b>21-58</b>	<b>.362</b>	<b>3-15</b>	<b>.200</b>	<b>4-12</b>	<b>.333</b>	<b>10</b>	<b>22</b>	<b>32</b>	<b>2.0</b>	<b>17-0</b>	<b>10</b>	<b>8</b>	<b>1</b>	<b>10</b>	<b>49</b>	<b>3.1</b>

# 25 RAVEN JOHNSON

5-9 • R-So. • Guard • Atlanta, Ga.  
Major: Services Management



Full Bio



INSTAGRAM: @Hollywood\_Raven • X: @HollywoodRaven

### Career Notables

- Has been part of three SEC regular-season championships (2022, 2023, 2024), one SEC Tournament title (2023), a National Championship (2022) and two NCAA Final Fours (2022, 2023)
- Suffered season-ending left knee injury in the first quarter of second game of 2021-22
- Ranked the No. 1 point guard and No. 2 overall player in the Class of 2021
- National High School Player of the Year (2021) and two-time state player of the year

### Season Highlights

- Among the best lead guards in the nation, ranking ninth in assist-to-turnover ratio (2.8, 2nd in SEC) ... is third in the SEC in assists per game (5.0) and seventh in steals per game (2.1)
- Scored four of her nine points against Georgia (Feb. 18) in the middle of a 9-0 run to build a 10-point lead midway through the second half
- Dominated the glass at Tennessee (Feb. 15) with a team-high 15 rebounds, including eight in the first half
- Had a career night on the glass against #11/9 UConn (Feb. 11), pulling down 12 rebounds alongside 10 points, with eight coming in the third quarter alone, to earn her first career double-double
- Finished just shy of her first career double-double, adding nine rebounds to her 13 points at #9/9 LSU (Jan. 25) ... scored five in the deciding fourth quarter, including a pair of free throws to tie the game at 67 with 4:02 to play and the game-clinching driving layup with 22 seconds on the clock
- Contributed seven of her 11 points against Kentucky (Jan. 15) in a 29-4 third-quarter run in addition to six assists
- Was aggressive early at Florida (Jan. 4) with 10 of her 16 points coming in the first quarter on 4-of-5 shooting
- Hit a 3 with under five minutes to go at Duke (Dec. 3) to double the Gamecocks' lead and start a 17-4 run the closed out the victory, adding a pair of assists to the game-winning surge as well
- Scored a career-best 18 points against South Dakota State (Nov. 20) while adding six assists and five steals
- Handed out 17 assists against Clemson (Nov. 16) – the most by an SEC player since 2005 and the second-most in program history
- Opened the season with a balanced showing in Paris against #10/10 Notre Dame (Nov. 6), scoring nine of her 11 points in the first half and dishing all eight of her assists after the break

### Awards

#### At South Carolina

- All-SEC Second Team (2024)
- SEC All-Freshman Team (2023)
- 2x SEC Academic Honor Roll (2022, 2023)

#### High School

- Naismith Player of the Year
- WBCA Player of the Year
- All-America (Naismith, WBCA, McDonald's)
- GACA All-Classification Player of the Year (2020)
- 2x Atlanta Tipoff Club Miss GA Basketball (2020, 2021)
- 2x GACA Plyr of the Year (6A South, 2021; 7A South, 2020)
- USA Today Georgia Player of the Year (2021)

#### USA Basketball

- 2023 FIBA AmeriCup, silver medal
- 2021 U19 World Cup Team trials
- 2019 U16 National Team finalist

### Miscellaneous

	Season	Career	Record
10+ Points	12	15	14-1
5+ Assists	14	26	26-0
5+ Steals	3	3	3-0
Tm-High Assists	17	35	35-0

### In the Gamecock Record Book

#### Season

5th – Assist-to-turnover ratio (2.37 (123:52) in 2022-23)

### Career Highs

- Pts..... 18 vs. South Dakota State, 11/20/23
- FG..... 9 vs. South Dakota State, 11/20/23
- FGA..... 13 vs. South Dakota State, 11/20/23
- 3FG..... 3, 2x, last at Duke, 12/3/23
- 3FGA..... 6, 2x, last vs. Iowa, 3/31/23
- FT..... 5 at UConn, 2/5/23
- FTA..... 7 at UConn, 2/5/23
- Reb..... 15 at Tennessee, 2/15/24
- Off Reb..... 3, 4x, last at Kentucky, 2/25/24
- Blk..... 2 at Clemson, 11/17/22
- Stl..... 5, 3x, last vs. Miss. Valley State, 11/24/23
- Asst..... 17 vs. Clemson, 11/16/23
- Min..... 38 vs. Tennessee, 3/5/23

### SEC Career Highs

- Pts..... 16 at Florida, 1/4/24
- FG..... 6 at Florida, 1/4/24
- FGA..... 12 at LSU, 1/25/24
- 3FG..... 2, 2x, last vs. Vanderbilt, 1/28/24
- 3FGA..... 5 vs. Georgia, 2/18/24
- FT..... 4 at Florida, 1/4/24
- FTA..... 6 vs. Ole Miss, 2/4/24
- Reb..... 15 at Tennessee, 2/15/24
- Off Reb..... 3, 3x, last at Kentucky, 2/25/24
- Blk..... 1, 9x, last at Kentucky, 2/25/24
- Stl..... 4, 2x, last vs. Missouri, 2/8/24
- Asst..... 7, 4x, last at Arkansas 2/29/24
- Min..... 37 vs. Georgia, 2/18/24

## 2023-24 GAME-BY-GAME

Opponent	Date	GS	MIN	FG-FGA	PCT	3FG-3FGA	PCT	FT-FTA	PCT	OFF DEF TOT	AVG	PF	A	TO	BLK	STL	PTS	AVG
vs Notre Dame	11/06/2023	*	22:02	5-10	.500	1-3	.333	0-0	.000	0 2 2	2.0	3	7	2	0	1	11	11.0
Maryland	11/12/2023	*	29:08	3-8	.375	2-3	.667	0-0	.000	0 3 3	2.5	1	8	1	0	1	8	9.5
Clemson	11/16/2023	*	32:26	3-8	.375	0-3	.000	0-0	.000	2 6 8	4.3	2	17	2	0	5	6	8.3
South Dakota St.	11/20/2023	*	29:21	9-13	.692	0-2	.000	0-1	.000	2 1 3	4.0	0	6	1	0	5	18	10.8
Mississippi Val.	11/24/2023	*	24:25	4-5	.800	2-3	.667	2-2	1.000	1 7 8	4.8	0	5	1	0	5	12	11.0
at North Carolina	11/30/2023	*	37:07	3-8	.375	0-1	.000	3-6	.500	0 7 7	5.2	2	2	4	0	3	9	10.7
at Duke	12/03/2023	*	37:18	4-7	.571	3-4	.750	0-0	.000	0 4 4	5.0	1	4	3	0	2	11	10.7
Morgan St.	12/06/2023	*	21:04	5-5	1.000	2-2	1.000	0-0	.000	0 2 2	4.6	1	5	2	0	2	12	10.9
vs Utah	12/10/2023	*	32:38	1-6	.167	0-2	.000	0-0	.000	0 2 2	4.3	2	4	5	0	1	2	9.9
at Bowling Green	12/19/2023	*	23:39	2-4	.500	1-2	.500	0-0	.000	0 2 2	4.1	2	4	0	0	2	5	9.4
at East Carolina	12/30/2023	*	22:45	1-2	.500	0-1	.000	2-4	.500	2 5 7	4.4	0	3	0	0	1	4	8.9
at Florida	01/04/2024	*	26:09	6-9	.667	0-1	.000	4-4	1.000	1 3 4	4.3	1	5	1	0	4	16	9.5
Mississippi St.	01/07/2024	*	27:13	2-8	.250	1-2	.500	2-2	1.000	1 4 5	4.4	1	2	1	0	1	7	9.3
at Missouri	01/11/2024	*	29:01	5-9	.556	0-1	.000	0-0	.000	0 2 2	4.2	1	2	2	1	3	10	9.4
Kentucky	01/15/2024	*	18:57	5-9	.556	1-2	.500	0-0	.000	0 3 3	4.1	1	6	0	0	2	11	9.5
at Texas A&M	01/21/2024	*	21:12	3-5	.600	0-0	.000	0-0	.000	0 0 0	3.9	3	4	0	0	1	6	9.3
at LSU	01/25/2024	*	35:47	5-12	.417	0-3	.000	3-4	.750	2 7 9	4.2	1	4	3	0	0	13	9.5
Vanderbilt	01/28/2024	*	26:12	4-7	.571	2-3	.667	0-0	.000	1 2 3	4.1	0	7	0	0	1	10	9.5
at Auburn	02/01/2024	*	26:52	4-11	.364	1-3	.333	1-2	.500	1 4 5	4.2	0	6	3	0	2	10	9.5
Ole Miss	02/04/2024	*	26:47	1-4	.250	0-1	.000	3-6	.500	0 4 4	4.2	2	6	0	0	2	5	9.3
Missouri	02/08/2024	*	23:52	3-8	.375	0-0	.000	0-1	.000	3 5 8	4.3	0	2	3	1	4	6	9.1
UConn	02/11/2024	*	30:43	4-10	.400	0-1	.000	2-2	1.000	2 10 12	4.7	0	5	2	0	2	10	9.2
at Tennessee	02/15/2024	*	35:18	1-6	.167	0-1	.000	0-0	.000	3 12 15	5.1	2	5	1	0	1	2	8.9
Georgia	02/18/2024	*	37:20	4-8	.500	1-5	.200	0-0	.000	1 4 5	5.1	2	2	3	1	1	9	8.9
Alabama	02/22/2024	*	17:38	0-5	.000	0-2	.000	0-2	.000	2 3 5	5.1	0	2	1	1	2	0	8.5
at Kentucky	02/25/2024	*	24:49	3-5	.600	1-1	1.000	2-2	1.000	3 3 6	5.2	1	5	4	1	2	9	8.5
at Arkansas	02/29/2024	*	25:00	1-5	.200	1-2	.500	1-2	.500	0 6 6	5.2	0	7	1	0	3	4	8.4
Tennessee	03/03/2024	*	21:21	0-6	.000	0-2	.000	0-0	.000	2 6 8	5.3	3	4	3	0	1	0	8.1
<b>Totals</b>			<b>26 766:05</b>	<b>91-203</b>	<b>.448</b>	<b>19-56</b>	<b>.339</b>	<b>25-40</b>	<b>.625</b>	<b>29 119 148</b>	<b>5.3</b>	<b>32</b>	<b>139</b>	<b>49</b>	<b>5</b>	<b>60</b>	<b>226</b>	<b>8.1</b>

## CAREER STATS

SEASON	TEAM	GP-GS	MIN/AVG	FG-FGA	FG%	3FG-3FGA	3FG%	FT-FTA	FT%	OFF DEF TOT	AVG	PF	A	TO	BLK	STL	PTS	AVG
2021-22	USC	2-0	8/4.2	0-1	.000	0-0	.000	0-0	.000	0 1 1	0.5	0-0	0	1	0	0	0	0.0
2022-23	USC	36-3	674/18.7	60-163	.368	14-58	.241	17-26	.654	20 74 94	2.6	38-0	123	52	13	40	151	4.2
2023-24	USC	28-26	766/27.4	91-203	.448	19-56	.339	25-40	.625	29 119 148	5.3	32-0	139	49	5	60	226	8.1
<b>TOTAL</b>		<b>66-29</b>	<b>1449/22.0</b>	<b>151-367</b>	<b>.411</b>	<b>33-114</b>	<b>.289</b>	<b>42-66</b>	<b>.636</b>	<b>49 194 243</b>	<b>3.7</b>	<b>70-0</b>	<b>262</b>	<b>102</b>	<b>18</b>	<b>100</b>	<b>377</b>	<b>5.7</b>

5

# TESSA JOHNSON

6-0 • Fr. • Guard • Albertville, Minn.  
Major: Psychology



Full Bio



INSTAGRAM: @TessaJohnson4 • X: @TessaJohnsonnn

### Career Notables

- Named High School All-American and Minnesota Miss Basketball as a senior (2023) after leading St. Michael-Albertville to its first state title since 2009
- Ranked No. 25 overall in the Class of 2023
- Won 3-point shooting contest at 2023 McDonald's All-America weekend
- Missed her sophomore season with a broke leg, but came back as a junior to help team to a state runner-up finish

### Season Highlights

- Has played in 26 games, missing three (11/16-24) with an injury, averaging 15.8 minutes
- Over last four games, averaged 8.3 points on 61.1 percent shooting, including 7-of-9 from 3-point range, to go with 3.0 rebounds and 1.8 assists per game
- Was hot from beyond the arc at Arkansas (Feb. 29), finishing with 12 points on a career-high four made 3s, tying a team season-high for 3-point percentage at .800 (4-of-5)
- Finished with a new SEC career-high 12 points against Alabama (Feb. 22), including five in the first three minutes of the second quarter to help turn a five-point lead into a 14-point advantage
- Hit a 3 against #11/9 UConn (Feb. 11) to cap a 13-2 run by the Gamecocks in the third quarter to finish with nine points
- Hit a pair of 3s against Missouri (Feb. 8) with one rounding out the final quarter in addition to dishing out four of her new career-high five assists in the final 10 minutes
- Knocked down a 3 as part of an 8-0 run to end the second quarter against Ole Miss (Feb. 4), in addition to finishing with a new SEC career-high five boards
- Went on her own 6-0 run at Auburn (Feb. 1) including a 3 in the opening minutes of the fourth quarter
- Had a huge third quarter against Kentucky (Jan. 15), scoring nine of her SEC career-high 11 points, hitting all three of her attempts from behind the arc in the period
- Converted a traditional three-point play as part of an 8-0 run late in the third quarter at Missouri (Jan. 11) after the Tigers had closed within six points
- Added eight points to her SEC debut at Florida (Jan. 4)
- Turned in her best shooting game of the season with 5-of-6 accuracy, including 3-of-4 from 3-point range, against Presbyterian (Dec. 16)
- Was efficient against Morgan State (Dec. 6) with her career-best 16 points coming on 7-of-9 shooting, including 2-of-2 from 3-point range in her first career start
- Scored six of her 12 points against #14/11 Maryland (Nov. 12) in the first half, including a 3 from the left corner that started a 17-4 run that delivered a 12-point halftime lead

### Awards

#### High School

- McDonald's All-America (2023)
- All-USA TODAY Team (2023)
- WBCA Honorable Mention All-America (2023)
- Minnesota Gatorade Player of the Year (2023)
- MGBCA Miss Basketball (2023)

### Miscellaneous

	Season	Career	Record
10+ Points	6	6	6-0
Tm-High Points	1	1	1-0

### Career Highs

Pts	16 vs. Morgan State, 12/6/23
FG	7 vs. Morgan State, 12/6/23
FGA	9, 2x, last at Florida, 1/4/24
3FG	4 at Arkansas 2/29/24
3FGA	5, 3x, last at Arkansas 2/29/24
FT	4 vs. Alabama, 2/22/24
FTA	4, 2x, last vs. Georgia, 2/22/24
Reb	7 vs. Maryland, 11/12/23
Off Reb	2, vs. Missouri, 2/8/24
Blk	
Stl	3, 2x, last vs. Georgia, 2/22/24
Asst	5 vs. Missouri, 2/8/24
Min	26 vs. Morgan State, 12/6/23

### SEC Career Highs

Pts	12, 2x, last at Arkansas, 2/29/24
FG	4, 2x, last at Arkansas, 2/29/24
FGA	9 at Florida, 1/4/24
3FG	4 at Arkansas, 2/29/24
3FGA	5, 2x, last at Arkansas, 2/29/24
FT	4 vs. Alabama, 2/22/24
FTA	4 vs. Alabama, 2/22/24
Reb	5, 3x, last at Arkansas 2/29/24
Off Reb	2 vs. Missouri, 2/8/24
Blk	
Stl	3 vs. Alabama, 2/22/24
Asst	5 vs. Missouri, 2/8/24
Min	24 vs. Kentucky, 1/15/24

## 2023-24 GAME-BY-GAME

Opponent	Date	GS	MIN	FG-FGA	PCT	3FG-3FGA	PCT	FT-FTA	PCT	OFF	DEF	TOT	AVG	PF	A	TO	BLK	STL	PTS	AVG
vs Notre Dame	11/06/2023		12:28	0-2	.000	0-1	.000	1-2	.500	0	0	0	0.0	1	2	1	0	1	1	1.0
Maryland	11/12/2023		18:32	4-7	.571	2-4	.500	2-3	.667	0	7	7	3.5	3	4	2	0	3	12	6.5
at North Carolina	11/30/2023		09:24	0-0	.000	0-0	.000	0-0	.000	0	0	0	2.3	0	0	2	0	0	0	4.3
at Duke	12/03/2023		04:41	0-2	.000	0-1	.000	0-0	.000	1	0	1	2.0	0	0	0	0	0	0	3.3
Morgan St.	12/06/2023 *		26:09	7-9	.778	2-2	1.000	0-0	.000	0	1	1	1.8	0	1	0	0	1	16	5.8
vs Utah	12/10/2023		07:48	1-2	.500	0-1	.000	0-0	.000	0	0	0	1.5	0	0	0	0	1	2	5.2
Presbyterian	12/16/2023		24:42	5-6	.833	3-4	.750	0-0	.000	0	1	1	1.4	0	3	3	0	2	13	6.3
at Bowling Green	12/19/2023		13:12	1-2	.500	0-0	.000	2-2	1.000	1	0	1	1.4	2	0	0	0	0	4	6.0
at East Carolina	12/30/2023		20:53	0-5	.000	0-2	.000	0-0	.000	0	2	2	1.4	1	0	2	0	0	0	5.3
at Florida	01/04/2024		20:23	3-9	.333	0-3	.000	2-2	1.000	0	1	1	1.4	0	1	1	0	0	8	5.6
Mississippi St.	01/07/2024		16:17	2-3	.667	0-1	.000	0-0	.000	0	1	1	1.4	0	2	0	0	1	4	5.5
at Missouri	01/11/2024		16:32	2-8	.250	1-3	.333	1-1	1.000	0	1	1	1.3	0	0	0	0	1	6	5.5
Kentucky	01/15/2024		24:03	4-7	.571	3-4	.750	0-0	.000	0	2	2	1.4	0	0	3	0	2	11	5.9
at Texas A&M	01/21/2024		04:23	0-0	.000	0-0	.000	0-0	.000	0	0	0	1.3	0	1	0	0	0	0	5.5
at LSU	01/25/2024		05:02	0-1	.000	0-0	.000	0-0	.000	0	0	0	1.2	0	0	0	0	0	0	5.1
Vanderbilt	01/28/2024		13:03	2-2	1.000	1-1	1.000	1-2	.500	0	1	1	1.2	0	0	0	0	1	6	5.2
at Auburn	02/01/2024		16:14	2-6	.333	1-4	.250	3-3	1.000	0	2	2	1.2	0	1	1	0	0	8	5.4
Ole Miss	02/04/2024		22:31	1-2	.500	1-2	.500	0-0	.000	1	4	5	1.4	1	2	0	0	0	3	5.2
Missouri	02/08/2024		22:34	2-5	.400	2-5	.400	0-0	.000	2	3	5	1.6	0	5	0	0	2	6	5.3
UConn	02/11/2024		15:34	2-6	.333	2-5	.400	3-4	.750	0	2	2	1.7	1	0	0	0	0	9	5.5
at Tennessee	02/15/2024		10:54	1-5	.200	0-1	.000	1-2	.500	0	0	0	1.6	0	0	0	0	0	3	5.3
Georgia	02/18/2024		05:40	0-1	.000	0-1	.000	0-0	.000	0	0	0	1.5	0	0	1	0	0	0	5.1
Alabama	02/22/2024		22:11	3-4	.750	2-2	1.000	4-4	1.000	0	4	4	1.6	2	1	2	0	3	12	5.4
at Kentucky	02/25/2024		21:14	2-4	.500	1-1	1.000	0-0	.000	0	1	1	1.6	1	3	2	0	1	5	5.4
at Arkansas	02/29/2024		19:35	4-5	.800	4-5	.800	0-0	.000	1	4	5	1.7	2	1	4	0	0	12	5.6
Tennessee	03/03/2024		17:58	2-5	.400	0-1	.000	0-0	.000	0	2	2	1.7	0	2	1	0	1	4	5.6
<b>Totals</b>		<b>1</b>	<b>411:56</b>	<b>50-108</b>	<b>.463</b>	<b>25-54</b>	<b>.463</b>	<b>20-25</b>	<b>.800</b>	<b>6</b>	<b>39</b>	<b>45</b>	<b>1.7</b>	<b>14</b>	<b>29</b>	<b>25</b>	<b>0</b>	<b>20</b>	<b>145</b>	<b>5.6</b>

## CAREER STATS

SEASON TEAM	GP-GS	MIN/AVG	FG-FGA	FG%	3FG-3FGA	3FG%	FT-FTA	FT%	OFF	DEF	TOT	AVG	PF-FO	A	TO	BLK	STL	PTS	AVG
2023-24 USC	26-1	412/15.8	50-108	.463	25-54	.463	20-25	.800	6	39	45	1.7	14-0	29	25	0	20	145	5.6
<b>TOTAL</b>	<b>26-1</b>	<b>412/15.8</b>	<b>50-108</b>	<b>.463</b>	<b>25-54</b>	<b>.463</b>	<b>20-25</b>	<b>.800</b>	<b>6</b>	<b>39</b>	<b>45</b>	<b>1.7</b>	<b>14-0</b>	<b>29</b>	<b>25</b>	<b>0</b>	<b>20</b>	<b>145</b>	<b>5.6</b>



# 21

# CHLOE KITTS

6-2 • So. • Forward • Oviedo, Fla.  
Major: Mass Communications



Full Bio



INSTAGRAM: @Chloe.Kitts • X: @Chloe1Kitts

### Career Notables

- Has been part of two SEC regular-season championships (2023, 2024), one SEC Tournament title (2023) and an NCAA Final Four (2023)
- Ranked No. 17 overall in the Class of 2023 ... graduated early to enroll at South Carolina for the Spring 2023 semester, arriving on campus Dec. 13

### Season Highlights

- Has played in all but one game – at Auburn (illness)
- Scored six of her 10 points at Arkansas (Feb. 29) in the Gamecocks' 10-0 opening run in the second quarter
- Dominated the first quarter at Kentucky (Feb. 25) with six points and four rebounds in just six minutes on the court en route to her fourth double-double of the season, including her SEC-career high 12 rebounds
- Turned up the energy in the third quarter against Georgia (Feb. 18), knocking down eight of her 12 points as part of a 13-3 run that put the Gamecocks back on top after the halftime deficit
- Rounded out the first half against #11/9 UConn (Feb. 11) a perfect 3-for-3 from the field, tallying six of her 14 points in just eight minutes in the second period as part of a 13-5 run
- Hot on both sides of the ball against Missouri (Feb. 8), finishing with a near double-double with 12 points and eight boards, in addition to a new career and team-high five blocks
- Scored half of the team's 18 first-quarter points at #9/9 LSU (Jan. 25) on 4-of-4 shooting, including her first 3-pointer of the season, in the period en route to a team-high 14 points for the game
- Picked up her first career SEC double-double at Texas A&M (Jan. 21), scoring nine of her 13 points in just third-quarter six minutes in addition to dishing out a team and career-high five assists
- Turned in her first career 20-point game with 21 at Bowling Green (Dec. 19) to lead the team in scoring for the first time in her career
- Scored all 11 of her points at #24/24 North Carolina (Nov. 30) in the second half, including five in the final 3:47, highlighted by hitting both free throws to make it a five-point game with 24 seconds to play
- Needed just 21 minutes to record her first career double-double in a 13-point, 10-rebound effort against #14/11 Maryland (Nov. 12), powering home eight of her points in just six minutes of the second quarter to guide Gamecocks to a 12-point halftime lead
- Drew her first career start in the season opener against #10/10 Notre Dame (Nov. 6), adding five points on perfect field goal and free throw shooting in the final three minutes of the pivotal second quarter that gave the Gamecocks a 48-33 halftime lead

### Awards

#### High School

MaxPreps Junior All-America Second Team (2021-22)

#### USA Basketball

2023 FIBA U19 World Cup, gold medal

2022 FIBA U18 AmeriCup, gold medal

### Miscellaneous

	Season	Career	Record
Double-Doubles	4	4	4-0
20+ Points	1	1	1-0
10+ Points	16	17	17-0
10+ Rebounds	6	6	6-0
Tm-High Points	2	2	2-0
Tm-High Rebs.	5	5	5-0
Tm-High Assists	3	3	3-0

### Career Highs

Pts	21 at Bowling Green, 12/19/23
FG	10 at Bowling Green, 12/19/23
FGA	12, 2x, last at Bowling Green, 12/19/23
3FG	1, 2x, last at LSU, 1/25/24
3FGA	1, 6x, last at LSU, 1/25/24
FT	5, 2x, last at East Carolina, 12/30/23
FTA	6, 5x, last at East Carolina, 12/30/23
Reb	14 vs. Morgan State., 12/6/23
Off Reb	4, 3x, last at East Carolina, 12/30/23
Blk	5 vs. Missouri, 2/8/24
Stl	2, 3x, last vs. Alabama, 2/22/24
Asst	5, 2x, last at Kentucky, 2/25/24
Min	31 at Duke, 12/3/23

### SEC Career Highs

Pts	14 at LSU, 1/25/24
FG	6, 3x, last vs. Missouri, 2/8/24
FGA	10, 4x, last at Kentucky, 2/25/24
3FG	1 at LSU, 1/25/24
3FGA	1, 3x, last at LSU, 1/25/24
FT	3, 2x, last vs. Alabama, 2/22/24
FTA	4, 3x, last vs. Alabama, 2/22/24
Reb	12 at Kentucky, 2/25/24
Off Reb	3, 3x, last vs. Alabama, 2/22/24
Blk	5 vs. Missouri, 2/8/24
Stl	2, 2x, last vs. Alabama, 2/22/24
Asst	5, 2x, last at Kentucky 2/25/24
Min	27 vs Georgia, 2/18/24

## 2023-24 GAME-BY-GAME

Opponent	Date	GS	MIN	FG-FGA	PCT	3FG-3FGA	PCT	FT-FTA	PCT	OFF DEF	TOT	AVG	PF	A	TO	BLK	STL	PTS	AVG	
vs Notre Dame	11/06/2023	*	12:55	2-3	.667	0-0	.000	3-3	1.000	0	1	1	1.0	1	2	1	2	0	7	7.0
Maryland	11/12/2023	*	20:38	5-11	.455	0-0	.000	3-6	.500	3	7	10	5.5	0	1	0	1	1	13	10.0
Clemson	11/16/2023	*	10:28	5-6	.833	0-0	.000	2-3	.667	1	1	2	4.3	0	1	0	0	1	12	10.7
South Dakota St.	11/20/2023	*	19:05	2-7	.286	0-1	.000	1-4	.250	3	6	9	5.5	2	0	1	1	0	5	9.3
Mississippi Val.	11/24/2023	*	18:50	4-7	.571	0-0	.000	3-4	.750	1	4	5	5.4	1	1	0	2	0	11	9.6
at North Carolina	11/30/2023	*	19:49	3-10	.300	0-0	.000	5-6	.833	1	2	3	5.0	2	0	2	0	0	11	9.8
at Duke	12/03/2023	*	31:16	6-12	.500	0-0	.000	2-2	1.000	1	8	9	5.6	2	3	2	1	0	14	10.4
Morgan St.	12/06/2023	*	19:21	2-4	.500	0-0	.000	3-4	.750	3	11	14	6.6	0	4	4	0	1	7	10.0
vs Utah	12/10/2023	*	24:38	4-7	.571	0-0	.000	3-6	.500	2	5	7	6.7	2	4	2	0	0	11	10.1
Presbyterian	12/16/2023	*	20:13	4-7	.571	0-0	.000	3-6	.500	4	6	10	7.0	0	2	2	0	0	11	10.2
at Bowling Green	12/19/2023	*	22:06	10-12	.833	0-0	.000	1-1	1.000	1	5	6	6.9	1	1	0	1	1	21	11.2
at East Carolina	12/30/2023	*	19:17	1-5	.200	0-0	.000	5-6	.833	4	6	10	7.2	0	3	2	1	0	7	10.8
at Florida	01/04/2024	*	14:28	1-5	.200	0-0	.000	3-4	.750	2	5	7	7.2	2	1	0	0	0	5	10.4
Mississippi St.	01/07/2024	*	16:15	5-10	.500	0-0	.000	2-2	1.000	3	1	4	6.9	2	0	2	0	1	12	10.5
at Missouri	01/11/2024	*	10:03	1-2	.500	0-0	.000	0-0	.000	0	2	2	6.6	3	0	2	0	0	2	9.9
Kentucky	01/15/2024	*	14:08	4-5	.800	0-0	.000	1-2	.500	1	3	4	6.4	0	0	1	1	2	9	9.9
at Texas A&M	01/21/2024	*	20:51	6-8	.750	0-0	.000	1-1	1.000	1	9	10	6.6	3	5	2	1	1	13	10.1
at LSU	01/25/2024	*	21:37	6-9	.667	1-1	1.000	1-4	.250	2	1	3	6.4	2	1	1	0	0	14	10.3
Vanderbilt	01/28/2024	*	17:54	1-5	.200	0-0	.000	0-0	.000	1	3	4	6.3	2	1	1	1	0	2	9.8
Ole Miss	02/04/2024	*	14:53	1-3	.333	0-0	.000	0-0	.000	1	1	2	6.1	1	0	3	0	1	2	9.5
Missouri	02/08/2024	*	23:13	6-10	.600	0-0	.000	0-0	.000	3	5	8	6.2	0	2	2	5	0	12	9.6
UConn	02/11/2024	*	29:22	7-11	.636	0-0	.000	0-0	.000	2	2	4	6.1	5	1	3	1	0	14	9.8
at Tennessee	02/15/2024	*	16:15	3-6	.500	0-0	.000	0-0	.000	2	2	4	6.0	2	2	4	0	1	6	9.6
Georgia	02/18/2024	*	26:43	5-10	.500	0-0	.000	2-2	1.000	1	6	7	6.0	1	2	3	0	1	12	9.7
Alabama	02/22/2024	*	20:45	3-8	.375	0-0	.000	3-4	.750	3	4	7	6.1	2	2	0	1	2	9	9.7
at Kentucky	02/25/2024	*	25:10	5-10	.500	0-0	.000	0-2	.000	0	12	12	6.3	1	5	1	2	0	10	9.7
at Arkansas	02/29/2024	*	17:18	4-6	.667	0-0	.000	2-2	1.000	2	3	5	6.3	2	2	1	0	1	10	9.7
Tennessee	03/03/2024	*	13:06	0-3	.000	0-0	.000	0-0	.000	0	2	2	6.1	3	0	1	0	0	0	9.4
<b>Totals</b>			<b>25 540:37</b>	<b>106-202</b>	<b>.525</b>	<b>1-2</b>	<b>.500</b>	<b>49-74</b>	<b>.662</b>	<b>48</b>	<b>123</b>	<b>171</b>	<b>6.1</b>	<b>42</b>	<b>46</b>	<b>43</b>	<b>21</b>	<b>14</b>	<b>262</b>	<b>9.4</b>

## CAREER STATS

SEASON	TEAM	GP-GS	MIN/AVG	FG-FGA	FG%	3FG-3FGA	3FG%	FT-FTA	FT%	OFF DEF	TOT	AVG	PF-FO	A	TO	BLK	STL	PTS	AVG	
2022-23	USC	18-0	124/6.9	12-32	.375	1-4	.250	4-8	.500	9	20	29	1.6	11-0	12	8	1	4	29	1.6
2023-24	USC	28-25	541/19.3	106-202	.525	1-2	.500	49-74	.662	48	123	171	6.1	42-1	46	43	21	14	262	9.4
<b>TOTAL</b>		<b>46-25</b>	<b>665/14.5</b>	<b>118-234</b>	<b>.504</b>	<b>2-6</b>	<b>.333</b>	<b>53-82</b>	<b>.646</b>	<b>57</b>	<b>143</b>	<b>200</b>	<b>4.3</b>	<b>53-1</b>	<b>58</b>	<b>51</b>	<b>22</b>	<b>18</b>	<b>291</b>	<b>6.3</b>

O

# TE-HINA PAOPAO

5-9 • Sr. • Guard • Oceanside, Calif.  
Major: Sociology



Full Bio



## Awards

### At South Carolina

- All-SEC Second Team (2024)
- 2024 Nancy Lieberman Finalist
- 2024 Wooden Award Late Season Top 20
- SEC Player of the Week (12/5-11)
- NCAA Starting Five (12/11)

### At Oregon

- 2x All-Pac-12 First Team (2022, 2021)
- All-Pac-12 Honorable Mention (2023)
- Pac-12 All-Freshman Team (2021)

### High School

- McDonald's All-America (2020)
- California Gatorade Player of the Year (2020)
- Cal-Hi Sports Ms Basketball Player of the Year (2020)

## Career Notables

- Scored her 1,000th career point against Clemson (Nov. 16)
- Three-time All-Pac-12 selection while at Oregon, helping Ducks to a pair of NCAA Tournament appearances
- In 2022-23, led Oregon in 3-point shooting with 2.3 made 3s per game on 42.4 percent shooting, which ranked second and fourth in the Pac-12, respectively

## Season Highlights

- Has started every game she has played, missing one game due to injury (South Dakota St.)
- Is first in the nation in 3-point percentage ... is second in the SEC in made threes per game (2.4), fourth in assist-to-turnover ratio (2.5) and 10th in assists per game (3.8) ... leads the SEC in player offensive rating (128.6)
- Team's top scorer against ranked opponents with 15.0 points per game while averaging 4.7 assists
- Tallied all 15 of her points against Georgia (Feb. 18) from behind the arc, including back-to-back 3s to double the lead to 12 with four minutes left in the game
- Scored 16 of her season-high 21 points against #11/9 UConn (Feb. 11) in the first half, finishing with five made 3s – the most by a Gamecock this season
- Scored all seven of her fourth-quarter points at #9/9 LSU (Jan. 25) during an 11-4 run that opened the period and gave the Gamecocks their first lead since the game's opening minutes
- Named Basketball Hall of Fame Women's Showcase Game MVP with clutch shooting and solid defense against #11/7 Utah (Dec. 12), scoring seven of her 15 points in the fourth quarter and drawing an offensive foul with 56 seconds to play and the Utes within five ... earning SEC Player of the Week and a spot on that week's NCAA's Starting 5
- Scored 10 of the team's 20 third-quarter points at Duke (Dec. 3) on perfect shooting (3-3 FG, 2-2 3FG, 2-2 FT) to help hold off the Blue Devils' rally
- Hit a pair of 3s in the third quarter at #24/24 North Carolina (Nov. 30), including one that gave the Gamecocks their first lead with 5:48 to go in the period ... hit another from the top of the key with 5:34 left in the game to turn a two-point lead into a five-point advantage
- Hit a sterling 4-of-5 from 3-point range against Clemson (Nov. 16), including 3-of-3 accuracy in the first quarter, to record her fourth-straight 14-point game and reach the 1,000-point plateau for her career
- Exploded for nine of her 14 points against #14/11 Maryland in the second quarter with all three 3s coming in a 20-5 run over the final 3:43 of the period that tied the game and established a 12-point halftime lead
- Got the team off to a solid start in the season opener in Paris against #10/10 Notre Dame (Nov. 6) with seven points on 3-of-4 shooting, two assists and two steals in the opening quarter

## Miscellaneous

	Season	Career	Record
Double-Doubles	0	1*	1-0
20+ Points	1	12*	10-2
10+ Points	19	70*	55-15
5+ Assists	10	35*	31-4
Tm-High Points	4	25*	16-9
Tm-High Rebs	0	7*	3-4
Tm-High Assists	8	50*	37-13

\* indicates occurred at least once at previous NCAA Div. I school

## 2023-24 GAME-BY-GAME

Opponent	Date	GS	MIN	FG-FGA	PCT	3FG-3FGA	PCT	FT-FTA	PCT	OFF DEF	TOT	AVG	PF	A	TO	BLK	STL	PTS	AVG
vs Notre Dame	11/06/2023	*	27:28	6-10	.600	2-4	.500	0-0	.000	0 3	3	3.0	1	6	1	0	3	14	14.0
Maryland	11/12/2023	*	29:55	5-12	.417	4-8	.500	0-0	.000	0 0	0	1.5	1	8	3	0	1	14	14.0
Clemson	11/16/2023	*	19:19	5-8	.625	4-5	.800	0-0	.000	1 2	3	2.0	0	1	2	0	0	14	14.0
Mississippi Val.	11/24/2023	*	20:40	4-7	.571	2-5	.400	0-0	.000	1 7	8	3.5	0	1	1	0	10	13.0	
at North Carolina	11/30/2023	*	37:02	5-14	.357	3-6	.500	1-2	.500	0 5	5	3.8	1	4	0	0	1	14	13.2
at Duke	12/03/2023	*	26:01	3-7	.429	2-4	.500	4-6	.667	1 0	1	3.3	0	1	3	0	0	12	13.0
Morgan St.	12/06/2023	*	22:47	4-6	.667	2-4	.500	2-2	1.000	0 1	1	3.0	0	5	1	0	1	12	12.9
vs Utah	12/10/2023	*	35:02	6-11	.545	3-7	.429	0-0	.000	0 3	3	3.0	2	2	3	0	3	15	13.1
Presbyterian	12/16/2023	*	23:20	2-6	.333	2-4	.500	0-0	.000	0 2	2	2.9	0	6	1	0	2	6	12.3
at Bowling Green	12/19/2023	*	25:52	4-6	.667	4-6	.667	0-0	.000	0 4	4	3.0	0	6	0	0	1	12	12.3
at East Carolina	12/30/2023	*	18:53	3-7	.429	3-5	.600	0-0	.000	0 1	1	2.8	0	2	2	0	1	9	12.0
at Florida	01/04/2024	*	22:10	6-8	.750	4-5	.800	1-1	1.000	0 3	3	2.8	1	4	4	0	1	17	12.4
Mississippi St.	01/07/2024	*	29:30	5-9	.556	2-4	.500	0-0	.000	0 3	3	2.8	0	5	2	0	2	12	12.4
at Missouri	01/11/2024	*	30:48	6-10	.600	3-4	.750	0-0	.000	1 5	6	3.1	1	3	0	1	1	15	12.6
Kentucky	01/15/2024	*	24:40	4-5	.800	2-3	.667	4-4	1.000	0 3	3	3.1	0	5	3	0	1	14	12.7
at Texas A&M	01/21/2024	*	27:11	4-7	.571	1-3	.333	1-1	1.000	0 1	1	2.9	0	5	1	0	0	10	12.5
at LSU	01/25/2024	*	38:37	4-12	.333	2-7	.286	2-2	1.000	0 0	0	2.8	1	6	2	0	0	12	12.5
Vanderbilt	01/28/2024	*	31:13	4-12	.333	1-7	.143	0-0	.000	0 2	2	2.7	0	4	0	0	0	9	12.3
at Auburn	02/01/2024	*	25:09	1-6	.167	1-4	.250	2-2	1.000	1 2	3	2.7	1	3	3	0	1	5	11.9
Ole Miss	02/04/2024	*	25:03	4-11	.364	1-4	.250	2-3	.667	0 3	3	2.8	1	3	0	0	0	11	11.9
Missouri	02/08/2024	*	22:57	2-4	.500	2-4	.500	0-0	.000	0 2	2	2.7	1	1	0	0	0	6	11.6
UConn	02/11/2024	*	31:34	8-12	.667	5-7	.714	0-0	.000	0 3	3	2.7	1	2	3	0	1	21	12.0
at Tennessee	02/15/2024	*	34:24	2-9	.222	0-3	.000	0-0	.000	0 0	0	2.6	2	4	0	1	1	4	11.7
Georgia	02/18/2024	*	32:42	5-12	.417	5-11	.455	0-0	.000	0 2	2	2.6	0	2	2	0	0	15	11.8
Alabama	02/22/2024	*	26:32	2-7	.286	1-3	.333	0-0	.000	0 3	3	2.6	1	4	2	1	2	5	11.5
at Kentucky	02/25/2024	*	21:39	4-5	.800	3-4	.750	0-0	.000	1 1	2	2.6	0	4	2	1	1	11	11.5
at Arkansas	02/29/2024	*	26:58	3-5	.600	2-4	.500	0-0	.000	0 4	4	2.6	2	5	2	0	0	8	11.4
Tennessee	03/03/2024	*	34:24	5-12	.417	2-5	.400	2-2	1.000	1 3	4	2.7	0	4	0	0	0	14	11.5
<b>Totals</b>			<b>28 771:50</b>	<b>116-240</b>	<b>.483</b>	<b>68-140</b>	<b>.486</b>	<b>21-25</b>	<b>.840</b>	<b>7 68</b>	<b>75 2.7</b>	<b>17</b>	<b>106</b>	<b>43</b>	<b>5</b>	<b>24</b>	<b>321</b>	<b>11.5</b>	

\* indicates occurred at least once at previous NCAA Div. I school

## CAREER STATS

SEASON	TEAM	GP-GS	MIN/AVG	FG-FGA	FG%	3FG-3FGA	3FG%	FT-FTA	FT%	OFF DEF	TOT	AVG	PF-FO	A	TO	BLK	STL	PTS	AVG
2020-21	Oregon	19-19	540/28.4	78-180	.433	30-76	.395	8-10	.800	14 47	61	3.2	27-0	84	35	5	27	194	10.2
2021-22	Oregon	23-22	752/32.7	118-305	.387	36-120	.300	40-46	.870	21 71	92	4.0	29-0	76	46	3	25	312	13.6
2022-23	Oregon	35-35	1139/32.5	166-377	.440	81-191	.424	44-50	.880	38 110	148	4.2	36-0	117	64	11	45	457	13.1
2023-24	USC	28-28	772/27.6	116-240	.483	68-140	.486	21-25	.840	7 68	75	2.7	17-0	106	43	5	24	321	11.5
<b>TOTAL FOR USC</b>		<b>28-28</b>	<b>772/27.6</b>	<b>116-240</b>	<b>.483</b>	<b>68-140</b>	<b>.486</b>	<b>21-25</b>	<b>.840</b>	<b>7 68</b>	<b>75 2.7</b>	<b>17-0</b>	<b>106</b>	<b>43</b>	<b>5</b>	<b>24</b>	<b>321</b>	<b>11.5</b>	
<b>TOTAL</b>		<b>105-104</b>	<b>3203/30.5</b>	<b>478-1102</b>	<b>.434</b>	<b>215-527</b>	<b>.408</b>	<b>113-131</b>	<b>.863</b>	<b>80 296</b>	<b>376 3.6</b>	<b>109-0</b>	<b>383</b>	<b>188</b>	<b>24</b>	<b>121</b>	<b>1284</b>	<b>12.2</b>	

## Career Highs

- Pts ..... 28 vs. Stanford, 3/2/23\*
- FG ..... 9, 2x, last vs. North Dakota St., 3/17/23\*
- FGA ..... 21 at Oregon St., 2/11/22\*
- 3FG ..... 7, 2x, last vs. Stanford, 3/2/23\*
- 3FGA ..... 11, 2x, last vs. Georgia, 2/18/24\*
- FT ..... 6, 2x, last at Oregon State, 2/11/22\*
- FTA ..... 6, 3x, last at Duke, 12/3/23\*
- Reb ..... 9 vs. Stanford, 2/15/21\*
- Off Reb ..... 5 at Southern University, 11/14/22\*
- Blk ..... 2, 3x, last vs. Utah, 2/5/23\*
- Stl ..... 4, 2x, last vs. Seattle, 11/12/22\*
- Asst ..... 10 vs. San Diego, 3/23/23\*
- Min ..... 43 vs. Arizona, 1/15/22\*

\* indicates occurred at least once at previous NCAA Div. I school

## SEC Career Highs

- Pts ..... 17 at Florida, 1/4/24
- FG ..... 6, 2x, last at Missouri, 1/11/24
- FGA ..... 12, 4x, last vs. Tennessee, 3/3/24
- 3FG ..... 5 vs. Georgia, 2/18/24
- 3FGA ..... 11 vs. Georgia, 2/18/24
- FT ..... 4 vs. Kentucky, 1/15/24
- FTA ..... 4 vs. Kentucky, 1/15/24
- Reb ..... 6 at Missouri, 1/11/24
- Off Reb ..... 1, 4x, last vs. Tennessee, 3/3/24
- Blk ..... 1, 4x, last at Kentucky, 2/25/24
- Stl ..... 2, 2x, last vs. Alabama, 2/22/24
- Asst ..... 6 at LSU, 1/25/24
- Min ..... 39 at LSU, 1/25/24

# 35 SAKIMA WALKER

6-5 • Sr. • Center • Columbus, Ohio  
Major: Services Management



Full Bio



### Awards

**At Northwest Florida State**  
NJCAA D1 Player of the Year (2023)  
NJCAA Tournament MVP (2023)

### High School

OHSBCA Player of the Year (2020)

### Miscellaneous

	Season	Career	Record
10+ Points	2	7*	6-1
Tm-High Points	0	1*	1-0
Tm-High Rebs.	0	1*	1-0

### Career Highs

Pts.....13 vs. Wagner, 12/18/21\*  
 FG.....5, 4x, last vs. Wagner, 12/18/21\*  
 FGA.....10 at Penn State, 12/9/21\*  
 FT.....4 vs. Presbyterian, 12/16/23  
 FTA.....5 vs. Central Connecticut St., 12/14/21\*  
 Reb.....8 vs. Sacred Heart, 12/20/20\*  
 Off Reb.....4 vs. Central Connecticut St., 12/14/21\*  
 Blk.....3, 2x, last vs. Alabama, 2/22/24\*  
 Stl.....3, 3x, last vs. Central Connecticut St., 12/14/21\*  
 Asst.....2 vs. Hampton, 12/18/20\*  
 Min.....24 at Penn State, 12/9/21\*

\* indicates occurred at least once at previous NCAA Div. I school

## 2023-24 GAME-BY-GAME

Opponent	Date	GS	MIN	FG-FGA	PCT	3FG-3FGA	PCT	FT-FTA	PCT	OFF DEF TOT	AVG	PF	A	TO	BLK	STL	PTS	AVG
vs Notre Dame	11/06/2023		08:35	0-1	.000	0-0	.000	0-0	.000	0 1 1	1.0	1	0	2	0	0	0	0.0
Maryland	11/12/2023		03:46	0-0	.000	0-0	.000	3-4	.750	1 0 1	1.0	0	0	0	0	0	3	1.5
Clemson	11/16/2023		15:29	4-4	1.000	0-0	.000	2-2	1.000	1 5 6	2.7	3	0	0	1	0	10	4.3
South Dakota St.	11/20/2023		07:38	0-0	.000	0-0	.000	0-0	.000	0 1 1	2.3	0	0	0	1	1	0	3.3
Mississippi Val.	11/24/2023		10:46	1-1	1.000	0-0	.000	2-2	1.000	1 4 5	2.8	0	0	0	0	0	4	3.4
at North Carolina	11/30/2023		04:29	0-1	.000	0-0	.000	0-0	.000	0 0 0	2.3	1	0	1	0	0	0	2.8
at Duke	12/03/2023		02:23	0-1	.000	0-0	.000	0-0	.000	0 0 0	2.0	1	0	1	0	0	0	2.4
Morgan St.	12/06/2023	*	15:19	0-0	.000	0-0	.000	0-0	.000	0 1 1	1.9	1	0	0	1	0	0	2.1
vs Utah	12/10/2023		03:08	1-1	1.000	0-0	.000	0-0	.000	1 0 1	1.8	1	0	1	0	0	2	2.1
Presbyterian	12/16/2023		11:22	4-6	.667	0-0	.000	4-4	1.000	1 0 1	1.7	0	0	0	1	2	12	3.1
at Bowling Green	12/19/2023		13:50	0-2	.000	0-0	.000	2-2	1.000	0 0 0	1.5	1	0	1	0	1	2	3.0
at East Carolina	12/30/2023		10:38	0-2	.000	0-0	.000	0-2	.000	0 3 3	1.7	2	0	0	1	0	0	2.8
at Florida	01/04/2024		03:32	0-2	.000	0-0	.000	0-0	.000	1 1 2	1.7	0	0	1	0	0	0	2.5
Mississippi St.	01/07/2024		03:49	1-2	.500	0-0	.000	0-0	.000	0 0 0	1.6	0	0	1	1	0	2	2.5
Kentucky	01/15/2024		10:00	0-1	.000	0-0	.000	0-0	.000	0 1 1	1.5	0	0	1	0	0	0	2.3
at Texas A&M	01/21/2024		05:41	2-2	1.000	0-0	.000	0-0	.000	0 0 0	1.4	2	0	0	0	0	4	2.4
at Auburn	02/01/2024		09:51	2-3	.667	0-0	.000	0-0	.000	3 1 4	1.6	1	0	0	0	0	4	2.5
Ole Miss	02/04/2024		04:27	0-0	.000	0-0	.000	1-2	.500	0 0 0	1.5	0	0	0	0	2	1	2.4
Missouri	02/08/2024		12:26	2-4	.500	0-0	.000	0-1	.000	0 1 1	1.5	0	0	0	1	0	4	2.5
UConn	02/11/2024		06:26	0-0	.000	0-0	.000	0-0	.000	0 0 0	1.4	0	0	0	1	0	0	2.4
Georgia	02/18/2024		03:32	0-0	.000	0-0	.000	0-0	.000	0 0 0	1.3	0	0	1	0	0	0	2.3
Alabama	02/22/2024		17:23	0-1	.000	0-0	.000	0-0	.000	2 1 3	1.4	2	1	1	3	1	0	2.2
at Kentucky	02/25/2024		11:12	2-3	.667	0-0	.000	0-0	.000	0 2 2	1.4	5	1	0	1	0	4	2.3
at Arkansas	02/29/2024		08:19	2-3	.667	0-0	.000	0-0	.000	1 1 2	1.5	2	0	2	0	0	4	2.3
Tennessee	03/03/2024		02:28	0-0	.000	0-0	.000	0-0	.000	0 0 0	1.4	0	0	0	0	0	0	2.2

## CAREER STATS

SEASON	TEAM	GP-GS	MIN/AVG	FG-FGA	FG%	3FG-3FGA	3FG%	FT-FTA	FT%	OFF DEF TOT	AVG	PF-FO	A	TO	BLK	STL	PTS	AVG
2020-21	RU	15-0	144/9.6	20-27	.741	0-0	.000	9-13	.692	14 17 31	2.1	16-0	4	16	5	4	49	3.3
2021-22	RU	17-2	199/11.7	35-71	.493	0-0	.000	10-21	.476	17 31 48	2.8	10-0	2	14	9	14	80	4.7
2023-24	USC	25-1	206/8.3	21-40	.525	0-0	.000	14-19	.737	12 23 35	1.4	23-1	2	13	12	7	56	2.2
<b>TOTAL FOR USC</b>		<b>25-1</b>	<b>206/8.3</b>	<b>21-40</b>	<b>.525</b>	<b>0-0</b>	<b>.000</b>	<b>14-19</b>	<b>.737</b>	<b>12 23 35</b>	<b>1.4</b>	<b>23-1</b>	<b>2</b>	<b>13</b>	<b>12</b>	<b>7</b>	<b>56</b>	<b>2.2</b>
<b>TOTAL</b>		<b>57-3</b>	<b>550/9.6</b>	<b>76-138</b>	<b>.551</b>	<b>0-0</b>	<b>.000</b>	<b>33-53</b>	<b>.623</b>	<b>43 71 114</b>	<b>2.0</b>	<b>49-1</b>	<b>8</b>	<b>43</b>	<b>26</b>	<b>25</b>	<b>185</b>	<b>3.2</b>



2

# ASHLYN WATKINS

6-3 • So. • Forward • Columbia, S.C.  
Major: Mathematics



Full Bio



### Awards

At South Carolina  
All-SEC Second Team (2024)

### High School

McDonald's All-America (2022) – won dunk contest  
South Carolina Gatorade Player of the Year (2022)

### Miscellaneous

	Season	Career	Record
Double-Doubles	8	10	10-0
20+ Points	1	1	1-0
10+ Points	17	24	24-0
10+ Rebounds	9	11	11-0
5+ Blocks	4	4	4-0
Tm-High Points	2	4	4-0
Tm-High Rebounds	8	9	9-0

### Career Highs

Pts	21 at Arkansas, 2/29/24
FG	9 at Arkansas, 2/29/24
FGA	12, 4x, last at Arkansas, 2/29/24
3FG	1 at Clemson, 11/17/22
3FGA	1, 2x, last vs. Missouri, 2/8/24
FT	6 vs. Alabama, 2/22/24
FTA	8 vs. Alabama, 2/22/24
Reb	15 at Auburn, 2/2/24
Off Reb	7 vs. Maryland, 11/12/23
Blk	6, 2x, last at Florida, 1/4/24
Stl	4, 2x, last at Tennessee, 2/15/24
Asst	4 at Kentucky, 2/25/24
Min	31 at Auburn, 2/1/24

### SEC Career Highs

Pts	21 at Arkansas, 2/29/24
FG	9 at Arkansas, 2/29/24
FGA	12, 2x, last at Arkansas, 2/29/24
3FG	
3FGA	1 vs. Missouri, 2/8/24
FT	6 vs. Alabama, 2/22/24
FTA	8 vs. Alabama, 2/22/24
Reb	15 at Auburn, 2/1/24
Off Reb	6, vs. Florida, 2/16/23
Blk	6 at Florida, 1/4/24
Stl	4 at Tennessee, 2/15/24
Asst	4 at Kentucky, 2/25/24
Min	31 at Auburn, 2/1/24

### Career Notables

- Part of two SEC regular-season championships (2023, 2024), one SEC Tournament title (2023) and a Final Four (2023)
- Became first Gamecock in program history to dunk with her fourth-quarter slam at Clemson (Nov. 17, 2022)
- Ranked No.4 post player and No. 12 player overall in Class of 2022

### Season Highlights

- Ranks 17th in the nation in blocks per game (2.4, 2nd in SEC) ... is 11th in the SEC in rebounds per game and ninth in offensive rebounds per game (2.7) ... leads the nation in player defensive rating (65.3)
- Scored eight of her 13 points in the fourth quarter against Tennessee (Mar. 3), including six straight in the final 3:15 of the game after the Lady Vols had cut the lead to five
- Scored a career-high 21 points at Arkansas (Feb. 29) with 13 coming in the first half and finished with a double-double
- Helped set the tone at Kentucky (Feb. 27) with seven of her 13 points coming in the opening quarter and finished 6-of-6 from the field and a career-high four assists
- Led the team in scoring with 14 against Alabama (Feb. 22), including eight in the decisive second quarter en route to her seventh double-double (10 rebounds)
- Swiped her career-high fourth steal to launch a 14-6 run that closed out the win at Tennessee (Feb. 15), finishing with an SEC career-high 14 points and 10 boards for her sixth double-double of the season and third in five games
- Stuffed the stat sheet against #11/9 UConn (Feb. 11) scoring in double figures for the fourth time in the last five games (15 pts) and grabbing nine boards while adding two steals and a team-high three blocks
- Started strong each half against Ole Miss (Feb. 4), putting up six of her 11 points in the first quarter and six of her 10 boards in the third en route to her fifth double-double of the season
- Was a stat-stuffer at Auburn (Feb. 1), putting up a new SEC career-high 14 points and career-high 15 rebounds en route to her fourth double-double of the season, in addition to a team-high five blocks and three steals ... six of her boards came in just the first five minutes of the game
- Threw down the program's first dunk in Colonial Life Arena, second in program history, against Kentucky (Jan. 15) as part of her eighth double-figure scoring game
- Scored three of her eight points against #11/7 Utah (Dec. 10) during an 8-0 run late in the first quarter that turned a two-point game into a nine-point halftime lead ... doubled the Gamecocks' four-point lead late in the third with a pair of putbacks on back-to-back possessions ... blocked a shot midway through the fourth to preserve the Gamecocks' three-point lead
- Capped her 10-point outing at #24/24 North Carolina (Nov. 30) with a pair of free throws with 14 seconds left to clinch the victory ... opened the fourth with back-to-back buckets after the Tar Heels had closed within two points

## 2023-24 GAME-BY-GAME

Opponent	Date	GS	MIN	FG-FGA	PCT	3FG-3FGA	PCT	FT-FTA	PCT	OFF DEF TOT	AVG	PF	A	TO	BLK	STL	PTS	AVG		
vs Notre Dame	11/06/2023		17:49	3-4	.750	0-0	.000	1-1	1.000	1	4	5	5.0	3	2	1	4	0	7	7.0
Maryland	11/12/2023		16:39	5-10	.500	0-0	.000	3-5	.600	7	4	11	8.0	4	2	0	5	1	13	10.0
Clemson	11/16/2023		24:46	6-10	.600	0-0	.000	0-0	.000	6	4	10	8.7	0	1	0	4	1	12	10.7
South Dakota St.	11/20/2023		18:25	4-9	.444	0-0	.000	0-2	.000	2	3	5	7.8	2	3	2	3	4	8	10.0
Mississippi Val.	11/24/2023		20:29	7-8	.875	0-0	.000	0-2	.000	2	5	7	7.6	1	1	3	3	1	14	10.8
at North Carolina	11/30/2023		18:13	4-8	.500	0-0	.000	2-2	1.000	1	3	4	7.0	4	0	1	1	0	10	10.7
at Duke	12/03/2023		07:18	1-1	1.000	0-0	.000	0-2	.000	1	3	4	6.6	0	0	2	0	1	2	9.4
Morgan St.	12/06/2023		09:24	4-7	.571	0-0	.000	0-0	.000	1	3	4	6.3	1	1	0	2	3	8	9.3
vs Utah	12/10/2023		17:33	3-4	.750	0-0	.000	2-4	.500	3	3	6	6.2	3	0	1	2	0	8	9.1
Presbyterian	12/16/2023		22:15	4-7	.571	0-0	.000	2-4	.500	5	7	12	6.8	3	1	0	6	2	10	9.2
at Bowling Green	12/19/2023		17:54	4-7	.571	0-0	.000	1-2	.500	3	5	8	6.9	3	0	3	1	0	9	9.2
at East Carolina	12/30/2023		12:20	4-7	.571	0-0	.000	3-6	.500	2	3	5	6.8	5	1	1	2	0	11	9.3
at Florida	01/04/2024		25:32	3-8	.375	0-0	.000	0-0	.000	2	6	8	6.8	2	1	0	6	0	6	9.1
Mississippi St.	01/07/2024		27:22	3-8	.375	0-0	.000	3-5	.600	4	6	10	7.1	4	1	1	3	1	9	9.1
at Missouri	01/11/2024		29:57	5-10	.500	0-0	.000	0-0	.000	2	4	6	7.0	2	1	0	2	1	10	9.1
Kentucky	01/15/2024		18:18	4-6	.667	0-0	.000	2-2	1.000	2	6	8	7.1	0	3	1	2	2	10	9.2
at Texas A&M	01/21/2024		15:15	1-3	.333	0-0	.000	2-2	1.000	0	6	6	7.0	5	2	3	1	0	4	8.9
at LSU	01/25/2024		12:02	1-1	1.000	0-0	.000	0-0	.000	0	1	1	6.7	3	0	1	1	0	2	8.5
Vanderbilt	01/28/2024		23:27	5-6	.833	0-0	.000	1-1	1.000	2	6	8	6.7	2	1	0	3	0	11	8.6
at Auburn	02/01/2024	*	30:56	5-6	.833	0-0	.000	4-5	.800	5	10	15	7.2	1	0	2	5	3	14	8.9
Ole Miss	02/04/2024	*	24:44	4-5	.800	0-0	.000	3-6	.500	4	6	10	7.3	2	1	1	1	1	11	9.0
Missouri	02/08/2024	*	26:38	4-9	.444	0-1	.000	1-3	.333	5	2	7	7.3	2	3	5	3	3	9	9.0
UConn	02/11/2024	*	29:19	7-12	.583	0-0	.000	1-2	.500	3	6	9	7.3	3	3	1	3	2	15	9.3
at Tennessee	02/15/2024		27:11	6-9	.667	0-0	.000	2-6	.333	3	7	10	7.5	2	1	3	1	4	14	9.5
Georgia	02/18/2024		15:17	1-1	1.000	0-0	.000	1-2	.500	1	2	3	7.3	4	1	0	3	2	3	9.2
Alabama	02/22/2024	*	24:42	4-12	.333	0-0	.000	6-8	.750	5	5	10	7.4	1	0	4	3	0	14	9.4
at Kentucky	02/25/2024	*	19:00	6-6	1.000	0-0	.000	1-1	1.000	0	3	3	7.2	2	4	1	0	2	13	9.5
at Arkansas	02/29/2024		21:23	9-12	.750	0-0	.000	3-5	.600	3	8	11	7.4	0	0	0	0	1	21	9.9
Tennessee	03/03/2024		19:08	5-11	.455	0-0	.000	3-6	.500	4	0	4	7.2	3	1	1	0	1	13	10.0
<b>Totals</b>		<b>6</b>	<b>593:15</b>	<b>122-207</b>	<b>.589</b>	<b>0-1</b>	<b>.000</b>	<b>47-84</b>	<b>.560</b>	<b>79</b>	<b>131</b>	<b>210</b>	<b>7.2</b>	<b>67</b>	<b>35</b>	<b>38</b>	<b>70</b>	<b>36</b>	<b>291</b>	<b>10.0</b>

## CAREER STATS

SEASON TEAM	GP-GS	MIN/AVG	Field Goals		3-Point		F-Throws		Rebounds				Scoring						
			FG-FGA	FG%	3FG-3FGA	3FG%	FT-FTA	FT%	OFF	DEF	TOT	AVG	PF	F	A	TO	BLK	STL	PTS
2022-23 USC	32-0	342/10.7	67-119	.563	1-3	.333	23-49	.469	41	58	99	3.1	31-0	14	28	25	22	158	4.9
2023-24 USC	29-6	593/20.5	122-207	.589	0-1	.000	47-84	.560	79	131	210	7.2	67-2	35	38	70	36	291	10.0
<b>TOTAL</b>	<b>61-6</b>	<b>935/15.3</b>	<b>189-326</b>	<b>.580</b>	<b>1-4</b>	<b>.250</b>	<b>70-133</b>	<b>.526</b>	<b>120</b>	<b>189</b>	<b>309</b>	<b>5.1</b>	<b>98-2</b>	<b>49</b>	<b>66</b>	<b>95</b>	<b>58</b>	<b>449</b>	<b>7.4</b>



Official Basketball Box Score - Final
Notre Dame at South Carolina
11/06/23 Hale Georges Center arena, Paris,
2023-24 Women's Basketball

Game Time: 1:00 PM
Game Duration: 2:03
Attendance: 3,203

Officials: Gina Cross, Maj Forsberg, Angelica Suffren

Table with columns: NO. Name, Min, FG, 3P, FT, Rebounds, Fouls, TP, AS, TO, ST, Blocks, +/-

Shooting By Period table with columns: 1st, 2nd, 3rd, 4th, GM FG%, 3PT%, FT%

Table with columns: NO. Name, Min, FG, 3P, FT, Rebounds, Fouls, TP, AS, TO, ST, Blocks, +/-

Shooting By Period table with columns: 1st, 2nd, 3rd, 4th, GM FG%, 3PT%, FT%

Summary table with columns: UND, USC, Points from, Turnovers, Paint, Second Chance, Fast Breaks, Bench



Official Basketball Box Score - Final
Maryland at South Carolina
11/12/23 Colonial Life Arena, Columbia,
2023-24 Women's Basketball

Game Time: 1:00 PM
Game Duration: 1:52
Attendance: 16,007

Officials: Kevin Penhale, Brian Hall, Natasha Curry

Table with columns: NO. Name, Min, FG, 3P, FT, Rebounds, Fouls, TP, AS, TO, ST, Blocks, +/-

Shooting By Period table with columns: 1st, 2nd, 3rd, 4th, GM FG%, 3PT%, FT%

Table with columns: NO. Name, Min, FG, 3P, FT, Rebounds, Fouls, TP, AS, TO, ST, Blocks, +/-

Shooting By Period table with columns: 1st, 2nd, 3rd, 4th, GM FG%, 3PT%, FT%

Summary table with columns: MAR, USC, Points from, Turnovers, Paint, Second Chance, Fast Breaks, Bench



Official Basketball Box Score - Final
Clemson at South Carolina
11/16/23 Colonial Life Arena, Columbia,
2023-24 Women's Basketball

Game Time: 7:00 PM
Game Duration: 1:46
Attendance: 16,820

Officials: Roy Gubeyan, Denise Brooks, Tori Pallo

Table with columns: NO. Name, Min, FG, 3P, FT, Rebounds, Fouls, TP, AS, TO, ST, Blocks, +/-

Shooting By Period table with columns: 1st, 2nd, 3rd, 4th, GM FG%, 3PT%, FT%

Table with columns: NO. Name, Min, FG, 3P, FT, Rebounds, Fouls, TP, AS, TO, ST, Blocks, +/-

Shooting By Period table with columns: 1st, 2nd, 3rd, 4th, GM FG%, 3PT%, FT%

Summary table with columns: CLE, USC, Points from, Turnovers, Paint, Second Chance, Fast Breaks, Bench



Official Basketball Box Score - Final
South Dakota St. at South Carolina
11/20/23 Colonial Life Arena, Columbia,
2023-24 Women's Basketball

Game Time: 7:00 PM
Game Duration: 1:40
Attendance: 14,799

Officials: Angelica Suffren, Puulani Spurlock-Welsh, Cameron Inyore

Table with columns: NO. Name, Min, FG, 3P, FT, Rebounds, Fouls, TP, AS, TO, ST, Blocks, +/-

Shooting By Period table with columns: 1st, 2nd, 3rd, 4th, GM FG%, 3PT%, FT%

Table with columns: NO. Name, Min, FG, 3P, FT, Rebounds, Fouls, TP, AS, TO, ST, Blocks, +/-

Shooting By Period table with columns: 1st, 2nd, 3rd, 4th, GM FG%, 3PT%, FT%

Summary table with columns: SDS, USC, Points from, Turnovers, Paint, Second Chance, Fast Breaks, Bench



Official Basketball Box Score - Final
Mississippi Val. at South Carolina
11/24/23 Colonial Life Arena, Columbia
2023-24 Women's Basketball

Game Time: 1:00 PM
Game Duration: 1:48
Attendance: 14,558

Officials: Katie Lukanich, Charles Watson, Sarah Williams

Main box score table for Mississippi Val. at South Carolina. Includes player stats (NO. Name, Min, FG, 3P, FT, Rebounds, Fouls, TP, AS, TO, ST, Blocks, +/-) and team totals.

South Carolina - 101 box score table. Includes player stats and team totals.

Summary statistics for South Carolina - 101, including MVS, USC, Points from Turnovers, Paint, Second Chance, Fast Breaks, Bench, and Period by Period Scoring.



Official Basketball Box Score - Final
South Carolina at North Carolina
11/30/23 Carmichael Arena, Chapel Hill
2023-24 Women's Basketball

Game Time: 7:00 PM
Game Duration: 2:11
Attendance: 6,319

Officials: Dee Kanter, Denise Brooks, Fatou Cissoko-Shepkins

Main box score table for South Carolina at North Carolina. Includes player stats and team totals.

North Carolina - 58 box score table. Includes player stats and team totals.

Summary statistics for North Carolina - 58, including USC, UNC, Points from Turnovers, Paint, Second Chance, Fast Breaks, Bench, and Period by Period Scoring.



Official Basketball Box Score - Final
South Carolina at Duke
12/09/23 Cameron Indoor Stadium, Durham
2023-24 Women's Basketball

Game Time: 1:00 PM
Game Duration: 1:51
Attendance: 5,607

Officials: Joseph Vaszily, Katie Lukanich, Billy Smith

Main box score table for South Carolina at Duke. Includes player stats and team totals.

Duke - 61 box score table. Includes player stats and team totals.

Summary statistics for Duke - 61, including SC, DU, Points from Turnovers, Paint, Second Chance, Fast Breaks, Bench, and Period by Period Scoring.



Official Basketball Box Score - Final
Morgan St. at South Carolina
12/06/23 Colonial Life Arena, Columbia
2023-24 Women's Basketball

Game Time: 7:00 PM
Game Duration: 1:41
Attendance: 16,181

Officials: Denise Brooks, Carla Fountain, Nicole Brannon

Main box score table for Morgan St. at South Carolina. Includes player stats and team totals.

South Carolina - 104 box score table. Includes player stats and team totals.

Summary statistics for South Carolina - 104, including MSU, USC, Points from Turnovers, Paint, Second Chance, Fast Breaks, Bench, and Period by Period Scoring.





Official Basketball Box Score - Final
Utah at South Carolina
12/10/23 Morgan Sun Arena, UNC-Asheville
2023-24 Women's Basketball

Game Time: 2:30 PM
Game Duration: 1:53

Officials: Puanani Spurlock Welch, Tyler Trimble, Mark Resch

Utah - 69 Record: 8-2. Box score table with columns for NO. Name, Min, FG, 3P, FT, Rebounds, Fouls, TP, AS, TO, ST, Blocks, +/-, and Shooting By Period.

South Carolina - 78 Record: 9-0. Box score table with columns for NO. Name, Min, FG, 3P, FT, Rebounds, Fouls, TP, AS, TO, ST, Blocks, +/-, and Shooting By Period.

Summary table for Utah vs South Carolina with columns for Biggest lead, Best Scoring Run, Lead Changes, Times Tied, Time with Lead, Points from Turnovers, Paint, Second Chance, Fast Breaks, Bench, and Period by Period Scoring.



Official Basketball Box Score - Final
Presbyterian at South Carolina
12/16/23 Colonial Life Arena, Columbia
2023-24 Women's Basketball

Game Time: 1:00 PM
Game Duration: 1:58
Attendance: 15,176

Officials: Felicia Griner, Ryan Durham, Leah Laine

Presbyterian - 29 Record: 8-4. Box score table with columns for NO. Name, Min, FG, 3P, FT, Rebounds, Fouls, TP, AS, TO, ST, Blocks, +/-, and Shooting By Period.

South Carolina - 99 Record: 10-0. Box score table with columns for NO. Name, Min, FG, 3P, FT, Rebounds, Fouls, TP, AS, TO, ST, Blocks, +/-, and Shooting By Period.

Summary table for Presbyterian vs South Carolina with columns for Biggest lead, Best Scoring Run, Lead Changes, Times Tied, Time with Lead, Points from Turnovers, Paint, Second Chance, Fast Breaks, Bench, and Period by Period Scoring.



Official Basketball Box Score - Final
South Carolina at Bowling Green
12/19/23 Stron Center, Bowling Green
2023-24 Women's Basketball

Game Time: 7:00 PM
Game Duration: 1:48
Attendance: 4,195

Officials: Michael McConnell, Nykisha Thompson, Michele Del Duco

South Carolina - 93 Record: 11-0. Box score table with columns for NO. Name, Min, FG, 3P, FT, Rebounds, Fouls, TP, AS, TO, ST, Blocks, +/-, and Shooting By Period.

Bowling Green - 62 Record: 6-3. Box score table with columns for NO. Name, Min, FG, 3P, FT, Rebounds, Fouls, TP, AS, TO, ST, Blocks, +/-, and Shooting By Period.

Summary table for South Carolina vs Bowling Green with columns for Biggest lead, Best Scoring Run, Lead Changes, Times Tied, Time with Lead, Points from Turnovers, Paint, Second Chance, Fast Breaks, Bench, and Period by Period Scoring.



Official Basketball Box Score - Final
South Carolina at East Carolina
12/30/23 Mirges Coliseum, Greenville
2023-24 Women's Basketball

Game Time: 12:00 PM
Game Duration: 2:05
Attendance: 5,717

Officials: Puanani Spurlock Welch, Carla Fountain, John Caporino

South Carolina - 73 Record: 12-0. Box score table with columns for NO. Name, Min, FG, 3P, FT, Rebounds, Fouls, TP, AS, TO, ST, Blocks, +/-, and Shooting By Period.

East Carolina - 36 Record: 7-4. Box score table with columns for NO. Name, Min, FG, 3P, FT, Rebounds, Fouls, TP, AS, TO, ST, Blocks, +/-, and Shooting By Period.

Summary table for South Carolina vs East Carolina with columns for Biggest lead, Best Scoring Run, Lead Changes, Times Tied, Time with Lead, Points from Turnovers, Paint, Second Chance, Fast Breaks, Bench, and Period by Period Scoring.



Official Basketball Box Score - Final
South Carolina at Florida
01/04/24 Exactech Arena at Stephen C. O'Connell Center, Gainesville
2023-24 Women's Basketball

Game Time: 7:00 PM
Game Duration: 1:40
Attendance: 4,192

Officials:

Table with columns: NO. Name, Min, FG, 3P, FT, Rebounds, Fouls, TP, AS, TO, ST, Blocks, +/-

Shooting By Period table with columns: 1st, 2nd, 3rd, 4th, GM FG, 3PT, FT

Dead Ball Rebounds: 2

Table with columns: NO. Name, Min, FG, 3P, FT, Rebounds, Fouls, TP, AS, TO, ST, Blocks, +/-

Shooting By Period table with columns: 1st, 2nd, 3rd, 4th, GM FG, 3PT, FT

Dead Ball Rebounds: 3

Summary table with columns: USC, UF, Points from Turnovers, Paint, Second Chance, Fast Breaks, Bench



Official Basketball Box Score - Final
Mississippi St. at South Carolina
01/07/24 Colonial Life Arena, Columbia
2023-24 Women's Basketball

Game Time: 1:00 PM
Game Duration: 1:49
Attendance: 15,751

Officials: Brian Hat, Natasha Camy, Timothy Greene

Table with columns: NO. Name, Min, FG, 3P, FT, Rebounds, Fouls, TP, AS, TO, ST, Blocks, +/-

Shooting By Period table with columns: 1st, 2nd, 3rd, 4th, GM FG, 3PT, FT

Dead Ball Rebounds: 3

Table with columns: NO. Name, Min, FG, 3P, FT, Rebounds, Fouls, TP, AS, TO, ST, Blocks, +/-

Shooting By Period table with columns: 1st, 2nd, 3rd, 4th, GM FG, 3PT, FT

Dead Ball Rebounds: 4

Summary table with columns: MSU, USC, Points from Turnovers, Paint, Second Chance, Fast Breaks, Bench



Official Basketball Box Score - Final
South Carolina at South Carolina
01/11/24 Mizou Arena, Columbia
2023-24 Women's Basketball

Game Time: 7:00 PM
Game Duration: 1:53
Attendance: 4,533

Officials: Michael McConnell, Talisa Green, Frank Steratore

Table with columns: NO. Name, Min, FG, 3P, FT, Rebounds, Fouls, TP, AS, TO, ST, Blocks, +/-

Shooting By Period table with columns: 1st, 2nd, 3rd, 4th, GM FG, 3PT, FT

Dead Ball Rebounds: 2

Table with columns: NO. Name, Min, FG, 3P, FT, Rebounds, Fouls, TP, AS, TO, ST, Blocks, +/-

Shooting By Period table with columns: 1st, 2nd, 3rd, 4th, GM FG, 3PT, FT

Dead Ball Rebounds: 2

Summary table with columns: SC, Mizou, Points from Turnovers, Paint, Second Chance, Fast Breaks, Bench



Official Basketball Box Score - Final
Kentucky at South Carolina
01/15/24 Colonial Life Arena, Columbia
2023-24 South Carolina Women's Basketball

Game Time: 7:00 PM
Game Duration: 1:46
Attendance: 15,929

Officials: Brian Hat, Tiffany Bird, Fatou Cissoko-Shephers

Table with columns: NO. Name, Min, FG, 3P, FT, Rebounds, Fouls, TP, AS, TO, ST, Blocks, +/-

Shooting By Period table with columns: 1st, 2nd, 3rd, 4th, GM FG, 3PT, FT

Dead Ball Rebounds: 3

Table with columns: NO. Name, Min, FG, 3P, FT, Rebounds, Fouls, TP, AS, TO, ST, Blocks, +/-

Shooting By Period table with columns: 1st, 2nd, 3rd, 4th, GM FG, 3PT, FT

Dead Ball Rebounds: 3

Summary table with columns: UK, USC, Points from Turnovers, Paint, Second Chance, Fast Breaks, Bench



Official Basketball Box Score - Final
South Carolina at Texas A&M

Game Time: 4:00 PM
Game Duration: 1:49
Attendance: 5,924

Officials: Kevin Pethel, Talisa Green, Margaret Trieman

South Carolina - 99
Record: 17-0 (5-0)
Table with columns: NO. Name, Min, FG, 3P, FT, Rebounds, Fouls, TP, AS, TO, ST, Blocks, +/-

Texas A&M - 64
Record: 14-4 (2-3)
Table with columns: NO. Name, Min, FG, 3P, FT, Rebounds, Fouls, TP, AS, TO, ST, Blocks, +/-

Summary table for South Carolina vs Texas A&M with columns: USC, TAMU, Points from Turnovers, Paint, Second Chance, Fast Breaks, Time with Lead



Official Basketball Box Score - Final
South Carolina at LSU

Game Time: 7:00 PM
Game Duration: 1:56
Attendance: 13,205

Officials: Gina Cross, Roy Gubeyan, Timothy Green

South Carolina - 76
Record: 18-0 (6-0)
Table with columns: NO. Name, Min, FG, 3P, FT, Rebounds, Fouls, TP, AS, TO, ST, Blocks, +/-

LSU - 70
Record: 18-3 (5-2)
Table with columns: NO. Name, Min, FG, 3P, FT, Rebounds, Fouls, TP, AS, TO, ST, Blocks, +/-

Summary table for South Carolina vs LSU with columns: SC, LSU, Points from Turnovers, Paint, Second Chance, Fast Breaks, Time with Lead



Official Basketball Box Score - Final
Vanderbilt at South Carolina

Game Time: 3:00 PM
Game Duration: 1:45
Attendance: 18,000

Officials: Brian Hall, Brian Garland, Kristen Bell

Vanderbilt - 74
Record: 17-4 (4-3)
Table with columns: NO. Name, Min, FG, 3P, FT, Rebounds, Fouls, TP, AS, TO, ST, Blocks, +/-

South Carolina - 91
Record: 19-0 (7-0)
Table with columns: NO. Name, Min, FG, 3P, FT, Rebounds, Fouls, TP, AS, TO, ST, Blocks, +/-

Summary table for Vanderbilt vs South Carolina with columns: VAN, USC, Points from Turnovers, Paint, Second Chance, Fast Breaks, Time with Lead



Official Basketball Box Score - Final
South Carolina at Auburn

Game Time: 7:00 PM
Game Duration: 1:55
Attendance: 4,814

Officials: Dee Kanhner, Bill Larence, Ily Seales

South Carolina - 76
Record: 20-0 (8-0)
Table with columns: NO. Name, Min, FG, 3P, FT, Rebounds, Fouls, TP, AS, TO, ST, Blocks, +/-

Auburn - 54
Record: 14-7 (3-5)
Table with columns: NO. Name, Min, FG, 3P, FT, Rebounds, Fouls, TP, AS, TO, ST, Blocks, +/-

Summary table for South Carolina vs Auburn with columns: SC, Auburn, Points from Turnovers, Paint, Second Chance, Fast Breaks, Time with Lead





Official Basketball Box Score - Final
Ole Miss at South Carolina
02/04/24 Colonial Life Arena, Columbia
2023-24 Women's Basketball
Game Time: 2:00 PM
Game Duration: 1:50
Attendance: 18,000
Officials: Michael McConnell, Natasha Camy, Fatou Cissoko-Stephens

Table with columns: NO. Name, Min, FG, 3P, FT, Rebounds, Fouls, TP, AS, TO, ST, Blocks, +/-, Shooting By Period (1st-4th FG%, 3PT%, FT%), GM FG%, 3PT%, FT%, Technical Fouls:NONE, Dead Ball Rebounds: 2, 0

Table with columns: NO. Name, Min, FG, 3P, FT, Rebounds, Fouls, TP, AS, TO, ST, Blocks, +/-, Shooting By Period (1st-4th FG%, 3PT%, FT%), GM FG%, 3PT%, FT%, Technical Fouls:NONE, Dead Ball Rebounds: 2, 0

Summary table with columns: MIS, USC, Points from Turnovers, MIS, USC, Period by Period Scoring (1st, 2nd, 3rd, 4th, TOT), Best Scoring Run, Lead Changes, Times Tied, Time with Lead



Official Basketball Box Score - Final
Missouri at South Carolina
02/08/24 Colonial Life Arena, Columbia
2023-24 Women's Basketball
Game Time: 7:00 PM
Game Duration: 1:45
Attendance: 15,236
Officials: Denise Brooks, Meadow Overstreet, Timothy Greene

Table with columns: NO. Name, Min, FG, 3P, FT, Rebounds, Fouls, TP, AS, TO, ST, Blocks, +/-, Shooting By Period (1st-4th FG%, 3PT%, FT%), GM FG%, 3PT%, FT%, Technical Fouls:NONE, Dead Ball Rebounds: 2, 0

Table with columns: NO. Name, Min, FG, 3P, FT, Rebounds, Fouls, TP, AS, TO, ST, Blocks, +/-, Shooting By Period (1st-4th FG%, 3PT%, FT%), GM FG%, 3PT%, FT%, Technical Fouls:NONE, Dead Ball Rebounds: 2, 0

Summary table with columns: MIS, USC, Points from Turnovers, MIS, USC, Period by Period Scoring (1st, 2nd, 3rd, 4th, TOT), Best Scoring Run, Lead Changes, Times Tied, Time with Lead



Official Basketball Box Score - Final
UConn at South Carolina
02/11/24 Colonial Life Arena, Columbia
2023-24 Women's Basketball
Game Time: 2:00 PM
Game Duration: 1:50
Attendance: 18,167
Officials: Puatani Spurlock-Welsh, Maj Fosberg, Teresa Stuck

Table with columns: NO. Name, Min, FG, 3P, FT, Rebounds, Fouls, TP, AS, TO, ST, Blocks, +/-, Shooting By Period (1st-4th FG%, 3PT%, FT%), GM FG%, 3PT%, FT%, Technical Fouls:NONE, Dead Ball Rebounds: 3, 0

Table with columns: NO. Name, Min, FG, 3P, FT, Rebounds, Fouls, TP, AS, TO, ST, Blocks, +/-, Shooting By Period (1st-4th FG%, 3PT%, FT%), GM FG%, 3PT%, FT%, Technical Fouls:NONE, Dead Ball Rebounds: 2, 1

Summary table with columns: CON, USC, Points from Turnovers, CON, USC, Period by Period Scoring (1st, 2nd, 3rd, 4th, TOT), Best Scoring Run, Lead Changes, Times Tied, Time with Lead



Official Basketball Box Score - Final
South Carolina at Tennessee
02/15/24 Food City Center, Knoxville, Tennessee
2023-24 Women's Basketball
Game Time: 7:03 PM
Game Duration: 1:55
Attendance: 11,073
Officials: Brian Hall, Natasha Camy, Joseph Vazily

Table with columns: NO. Name, Min, FG, 3P, FT, Rebounds, Fouls, TP, AS, TO, ST, Blocks, +/-, Shooting By Period (1st-4th FG%, 3PT%, FT%), GM FG%, 3PT%, FT%, Technical Fouls:NONE, Dead Ball Rebounds: 3, 1

Table with columns: NO. Name, Min, FG, 3P, FT, Rebounds, Fouls, TP, AS, TO, ST, Blocks, +/-, Shooting By Period (1st-4th FG%, 3PT%, FT%), GM FG%, 3PT%, FT%, Technical Fouls:NONE, Dead Ball Rebounds: 2, 0

Summary table with columns: SCAR, TENN, Points from Turnovers, SCAR, TENN, Period by Period Scoring (1st, 2nd, 3rd, 4th, TOT), Best Scoring Run, Lead Changes, Times Tied, Time with Lead



Official Basketball Box Score - Final Georgia at South Carolina

Game Time: 1:00 PM Game Duration: 1:53 Attendance: 18,478

Officials: Angelica Sulfren, Cameron Inouye, Billy Smith

Georgia - 56 Record: 11-14 (2-10) Box score table with columns for NO. Name, Min, FG, 3P, FT, Rebounds, Fouls, TP, AS, TO, ST, Blocks, +/-

Shooting By Period table for Georgia with columns for 1st, 2nd, 3rd, 4th FG%, 3PT%, FT%, GM FG%, 3PT%, FT%

South Carolina - 70 Record: 25-0 (12-0) Box score table with columns for NO. Name, Min, FG, 3P, FT, Rebounds, Fouls, TP, AS, TO, ST, Blocks, +/-

Shooting By Period table for South Carolina with columns for 1st, 2nd, 3rd, 4th FG%, 3PT%, FT%, GM FG%, 3PT%, FT%

Summary table for Georgia vs South Carolina with columns for UGA, USC, Points from Turnovers, Paint, Second Chance, Fast Breaks, Bench, Time with Lead



Official Basketball Box Score - Final Alabama at South Carolina

Game Time: 7:00 PM Game Duration: 1:48 Attendance: 16,229

Officials: Tiffany Byrd, Denise Brooks, Fatou Cissoko-Shepkins

Alabama - 44 Record: 20-8 (7-6) Box score table with columns for NO. Name, Min, FG, 3P, FT, Rebounds, Fouls, TP, AS, TO, ST, Blocks, +/-

Shooting By Period table for Alabama with columns for 1st, 2nd, 3rd, 4th FG%, 3PT%, FT%, GM FG%, 3PT%, FT%

South Carolina - 72 Record: 26-0 (13-0) Box score table with columns for NO. Name, Min, FG, 3P, FT, Rebounds, Fouls, TP, AS, TO, ST, Blocks, +/-

Shooting By Period table for South Carolina with columns for 1st, 2nd, 3rd, 4th FG%, 3PT%, FT%, GM FG%, 3PT%, FT%

Summary table for Alabama vs South Carolina with columns for ALA, USC, Points from Turnovers, Paint, Second Chance, Fast Breaks, Bench, Time with Lead



Official Basketball Box Score - Final South Carolina at Kentucky

Game Time: 3:00 PM Game Duration: 1:53 Attendance: 5,626

Officials: Natasha Carry, Timothy Greene, Demoya Pugh

South Carolina - 103 Record: 27-0 (14-0) Box score table with columns for NO. Name, Min, FG, 3P, FT, Rebounds, Fouls, TP, AS, TO, ST, Blocks, +/-

Shooting By Period table for South Carolina with columns for 1st, 2nd, 3rd, 4th FG%, 3PT%, FT%, GM FG%, 3PT%, FT%

Kentucky - 55 Record: 11-17 (4-10) Box score table with columns for NO. Name, Min, FG, 3P, FT, Rebounds, Fouls, TP, AS, TO, ST, Blocks, +/-

Shooting By Period table for Kentucky with columns for 1st, 2nd, 3rd, 4th FG%, 3PT%, FT%, GM FG%, 3PT%, FT%

Summary table for South Carolina vs Kentucky with columns for USC, UKY, Points from Turnovers, Paint, Second Chance, Fast Breaks, Bench, Time with Lead



Official Basketball Box Score - Final South Carolina at Arkansas

Game Time: 8:00 PM Game Duration: 1:37 Attendance: 3,891

Officials: Puatani Spurlock-Welsh, Cameron Inouye, Margaret Tiersan

South Carolina - 98 Record: 28-0 (15-0) Box score table with columns for NO. Name, Min, FG, 3P, FT, Rebounds, Fouls, TP, AS, TO, ST, Blocks, +/-

Shooting By Period table for South Carolina with columns for 1st, 2nd, 3rd, 4th FG%, 3PT%, FT%, GM FG%, 3PT%, FT%

Arkansas - 61 Record: 18-12 (6-9) Box score table with columns for NO. Name, Min, FG, 3P, FT, Rebounds, Fouls, TP, AS, TO, ST, Blocks, +/-

Shooting By Period table for Arkansas with columns for 1st, 2nd, 3rd, 4th FG%, 3PT%, FT%, GM FG%, 3PT%, FT%

Summary table for South Carolina vs Arkansas with columns for SC, ARK, Points from Turnovers, Paint, Second Chance, Fast Breaks, Bench, Time with Lead



Official Basketball Box Score - Final  
**Tennessee at South Carolina**  
 03/03/24 Colonial Life Arena, Columbia  
 2023-24 Women's Basketball

Game Time: 12:00 PM  
 Game Duration: 2:06  
 Attendance: 18,000

Officials: Roy Gubeyan, Talisa Green, Kevin Pehetel

Tennessee - 68

Record: 17-11 (10-6)

NO.	Name	Min	FG		3P		FT		Rebounds		Fouls		TP	AS	TO	ST	Blocks		+/-
			M-A	M-A	M-A	M-A	OR	DR	TOT	PF	FD	BS					BA		
1	Sara Puckett	15:47	1-7	0-2	0-0	2	0	2	2	1	2	2	2	1	1	0	1	-2	
2	Rickeya Jackson	37:31	11-23	0-2	7-10	2	6	8	3	7	29	2	4	1	3	1	-5		
20	Tamari Key	21:00	0-1	0-0	2-2	2	1	3	3	2	2	1	1	0	3	0	5		
0	Jewel Spear	34:42	5-15	2-7	0-0	0	7	7	1	3	12	1	2	0	0	2	-1		
15	Jasmine Powell	34:38	3-7	2-4	4-6	1	5	6	3	5	12	3	1	0	0	1	-3		
21	Tess Darby	28:34	2-9	0-4	1-2	1	5	6	1	1	5	1	1	0	0	0	-7		
53	Jillian Hollingshead	10:21	0-0	0-0	2-2	0	1	1	2	1	2	0	1	0	1	0	-12		
5	Kaiya Wynn	07:23	0-1	0-0	0-0	0	1	1	2	0	0	1	1	0	0	0	-9		
11	Karoline Striplin	10:24	2-3	0-0	0-0	0	0	0	2	0	4	0	1	0	1	0	-4		
13	Avery Strickland	01:41	0-0	0-0	0-0	1	0	1	0	0	0	0	0	0	0	0	-2		
Team						3		3		6		0		1					
<b>Totals</b>			24:66	4:19	16:22	12	29	41	19	20	68	11	14	2	8	5	-8		

Technical Fouls: NONE

Shooting By Period		
1 <sup>st</sup>	FG%	5-14 35.7%
	3PT%	0-3 0.0%
	FT%	4-4 100%
2 <sup>nd</sup>	FG%	5-15 33.3%
	3PT%	2-8 25.0%
	FT%	6-7 85.7%
3 <sup>rd</sup>	FG%	8-21 38.1%
	3PT%	0-3 0.0%
	FT%	0-0 0%
4 <sup>th</sup>	FG%	6-16 37.5%
	3PT%	2-5 40.0%
	FT%	6-11 54.5%
GM	FG%	24-66 36.4%
	3PT%	4-19 21.1%
	FT%	16-22 72.7%

Dead Ball Rebounds: 5, 1

South Carolina - 76

Record: 29-0 (16-0)

NO.	Name	Min	FG		3P		FT		Rebounds		Fouls		TP	AS	TO	ST	Blocks		+/-
			M-A	M-A	M-A	M-A	OR	DR	TOT	PF	FD	BS					BA		
20	Sania Feagin	18:29	0-3	0-0	1-2	1	2	3	3	2	1	1	0	0	2	0	14		
10	Kamilla Cardoso	24:03	6-13	0-0	6-7	9	5	14	5	5	18	2	1	1	0	2	4		
0	Te-Hira Paopao	34:24	5-12	2-5	2-2	1	3	4	0	1	14	4	0	0	0	0	14		
12	Milaysia Fulwiley	20:21	4-12	1-4	4-7	2	3	5	2	5	13	3	2	3	0	1	1		
23	Bree Hall	28:42	5-16	1-4	2-2	4	2	6	1	2	13	0	0	1	3	2	8		
2	Ashlyn Watkins	19:08	5-11	0-0	3-6	4	0	4	3	4	13	1	1	1	0	1	1		
5	Tessa Johnson	17:58	2-5	0-1	0-0	0	2	2	0	0	4	2	1	1	0	0	9		
25	Raven Johnson	21:21	0-6	0-2	0-0	2	6	8	3	0	0	4	3	1	0	1	-1		
21	Chloe Kitts	13:06	0-3	0-0	0-0	0	2	2	3	0	0	0	1	0	0	1	-9		
35	Sakima Walker	02:28	0-0	0-0	0-0	0	0	0	0	0	0	0	0	0	0	0	-1		
Team						3		6		9		0		1					
<b>Totals</b>			27:81	4:16	18:26	26	31	57	20	19	76	17	10	8	5	8	8		

Technical Fouls: NONE

Shooting By Period		
1 <sup>st</sup>	FG%	8-23 34.8%
	3PT%	1-3 33.3%
	FT%	3-4 75%
2 <sup>nd</sup>	FG%	6-17 35.3%
	3PT%	2-7 28.6%
	FT%	6-7 85.7%
3 <sup>rd</sup>	FG%	7-17 41.2%
	3PT%	1-2 50.0%
	FT%	4-7 57.1%
4 <sup>th</sup>	FG%	6-24 25.0%
	3PT%	0-4 0.0%
	FT%	5-8 62.5%
GM	FG%	27-81 33.3%
	3PT%	4-16 25.0%
	FT%	18-26 69.2%

Dead Ball Rebounds: 6, 0

	TEN	USC	Points from	TEN	USC	Period by Period Scoring					
Biggest lead	2 (1 <sup>st</sup> 8:33)	15 (3 <sup>rd</sup> 0:56)	Turnovers	7	13						
Best Scoring Run	10 (4 <sup>th</sup> 7:27)	7 (1 <sup>st</sup> 6:56)	Paint	28	38						
Lead Changes	4		Second Chance	15	14						
Times Tied	4		Fast Breaks	13	19	TEN	14	18	16	20	68
Time with Lead	02:01	35:53	Bench	11	17	USC	20	20	19	17	76





**2023-24 South Carolina Women's Basketball  
Team Game-by-Game  
All games**

Page 1/1  
as of Mar 03, 2024

Opponent	Date	Score		Total		3-Pointers		Free throws		Rebounds				PF	A	TO	BLK	STL	PTS	AVG
				FG-FGA	PCT	3FG-3FGA	PCT	FT-FTA	PCT	OFF	DEF	TOT	AVG							
vs Notre Dame	11/06/2023	100-71	W	43-79	.544	5-16	.313	9-13	.692	16	31	47	47.0	18	29	14	11	12	100	100.0
Maryland	11/12/2023	114-76	W	43-83	.518	12-24	.500	16-25	.640	19	34	53	50.0	20	30	10	11	9	114	107.0
Clemson	11/16/2023	109-40	W	44-83	.530	10-26	.385	11-20	.550	25	48	73	57.7	16	30	13	9	11	109	107.7
South Dakota St.	11/20/2023	78-38	W	34-79	.430	0-12	.000	10-18	.556	21	31	52	56.3	7	16	7	16	15	78	100.3
Mississippi Val.	11/24/2023	101-19	W	41-75	.547	5-20	.250	14-22	.636	17	49	66	58.2	9	27	15	15	9	101	100.4
at North Carolina	11/30/2023	65-58	W	22-56	.393	6-11	.545	15-22	.682	6	33	39	55.0	20	8	13	7	6	65	94.5
at Duke	12/03/2023	77-61	W	26-52	.500	9-15	.600	16-23	.696	13	32	45	53.6	6	12	20	3	7	77	92.0
Morgan St.	12/06/2023	104-38	W	41-60	.683	9-16	.563	13-17	.765	9	38	47	52.8	9	26	16	7	11	104	93.5
vs Utah	12/10/2023	78-69	W	30-55	.545	6-16	.375	12-18	.667	9	28	37	51.0	19	13	23	7	6	78	91.8
Presbyterian	12/16/2023	99-29	W	38-73	.521	10-22	.455	13-21	.619	19	36	55	51.4	6	21	8	17	14	99	92.5
at Bowling Green	12/19/2023	93-62	W	37-63	.587	9-16	.563	10-13	.769	8	28	36	50.0	18	21	12	4	10	93	92.5
at East Carolina	12/30/2023	73-36	W	25-61	.410	5-13	.385	18-34	.529	17	41	58	50.7	18	17	11	8	6	73	90.9
at Florida	01/04/2024	89-66	W	35-70	.500	6-15	.400	13-15	.867	11	40	51	50.7	13	14	18	9	8	89	90.8
Mississippi St.	01/07/2024	85-66	W	32-68	.471	6-12	.500	15-20	.750	16	28	44	50.2	12	17	11	6	8	85	90.4
at Missouri	01/11/2024	81-57	W	33-64	.516	8-15	.533	7-8	.875	8	29	37	49.3	13	12	11	7	7	81	89.7
Kentucky	01/15/2024	98-36	W	40-68	.588	10-17	.588	8-12	.667	12	33	45	49.1	9	22	14	8	14	98	90.3
at Texas A&M	01/21/2024	99-64	W	39-58	.672	7-13	.538	14-17	.824	6	36	42	48.6	21	24	14	7	4	99	90.8
at LSU	01/25/2024	76-70	W	31-65	.477	7-20	.350	7-13	.538	12	27	39	48.1	11	15	12	4	6	76	89.9
Vanderbilt	01/28/2024	91-74	W	35-68	.515	7-23	.304	14-18	.778	14	23	37	47.5	13	20	6	7	3	91	90.0
at Auburn	02/01/2024	76-54	W	28-67	.418	4-16	.250	16-21	.762	18	30	48	47.6	14	11	15	9	9	76	89.3
Ole Miss	02/04/2024	85-56	W	28-58	.483	2-10	.200	27-42	.643	10	30	40	47.2	17	18	10	7	11	85	89.1
Missouri	02/08/2024	83-45	W	35-73	.479	6-16	.375	7-13	.538	20	27	47	47.2	9	19	11	11	15	83	88.8
UConn	02/11/2024	83-65	W	33-71	.465	7-19	.368	10-12	.833	14	32	46	47.1	15	15	13	6	8	83	88.6
at Tennessee	02/15/2024	66-55	W	28-70	.400	2-9	.222	8-16	.500	19	30	49	47.2	17	17	12	5	9	66	87.6
Georgia	02/18/2024	70-56	W	25-57	.439	9-27	.333	11-17	.647	14	24	38	46.8	15	19	18	7	10	70	86.9
Alabama	02/22/2024	72-44	W	25-65	.385	5-13	.385	17-24	.708	16	31	47	46.8	14	12	15	12	10	72	86.3
at Kentucky	02/25/2024	103-55	W	38-59	.644	8-12	.667	19-21	.905	6	31	37	46.5	18	30	15	10	11	103	87.0
at Arkansas	02/29/2024	98-61	W	40-66	.606	8-19	.421	10-17	.588	14	39	53	46.7	11	23	14	1	9	98	87.4
Tennessee	03/03/2024	76-68	W	27-81	.333	4-16	.250	18-26	.692	26	31	57	47.1	20	17	10	5	8	76	87.0
<b>Total</b>		<b>2522</b>		<b>976-1947</b>	<b>.501</b>	<b>192-479</b>	<b>.401</b>	<b>378-558</b>	<b>.677</b>	<b>415</b>	<b>950</b>	<b>1365</b>	<b>47.1</b>	<b>408</b>	<b>555</b>	<b>381</b>	<b>236</b>	<b>266</b>	<b>2522</b>	<b>87.0</b>
Opponents		1589		591-1883	.314	151-584	.259	256-383	.668	369	621	990	34.1	493	285	469	90	194	1589	54.8

**South Carolina Averages**

Games Played	Points/game	FG Pct	3FG Pct	FT Pct	Rebounds/game	Assists/game	Turnovers/game	Assist/Turnover ratio	Steals/game	Blocks/game
29	87.0	50.1	40.1	67.7	47.1	19.1	13.1	1.5	9.2	8.1



**2023-24 South Carolina Women's Basketball  
Opponents Game-by-Game  
All games**

Page 1/1  
as of Mar 03, 2024

Opponent	Date	Score	W	Total		3-Pointers		Free throws		Rebounds				PF	A	TO	BLK	STL	PTS	AVG
				FG-FGA	PCT	3FG-3FGA	PCT	FT-FTA	PCT	OFF	DEF	TOT	AVG							
vs Notre Dame	11/06/2023	100-71	W	25-76	.329	6-20	.300	15-21	.714	21	23	44	44.0	19	12	18	4	9	71	71.0
Maryland	11/12/2023	114-76	W	29-71	.408	10-22	.455	8-12	.667	11	22	33	38.5	22	15	15	1	4	76	73.5
Clemson	11/16/2023	109-40	W	16-72	.222	3-28	.107	5-11	.455	11	16	27	34.7	12	7	16	1	7	40	62.3
South Dakota St.	11/20/2023	78-38	W	17-62	.274	2-13	.154	2-4	.500	13	26	39	35.8	15	5	21	2	3	38	56.3
Mississippi Val.	11/24/2023	101-19	W	8-67	.119	1-19	.053	2-8	.250	12	21	33	35.2	19	4	19	3	6	19	48.8
at North Carolina	11/30/2023	65-58	W	21-67	.313	4-21	.190	12-17	.706	15	30	45	36.8	25	12	14	7	5	58	50.3
at Duke	12/03/2023	77-61	W	24-65	.369	11-23	.478	2-2	1.000	7	17	24	35.0	19	14	16	8	11	61	51.9
Morgan St.	12/06/2023	104-38	W	12-59	.203	3-17	.176	11-13	.846	10	11	21	33.3	12	6	19	0	11	38	50.1
vs Utah	12/10/2023	78-69	W	28-62	.452	5-20	.250	8-11	.727	8	20	28	32.7	22	13	17	1	11	69	52.2
Presbyterian	12/16/2023	99-29	W	10-64	.156	4-17	.235	5-8	.625	17	16	33	32.7	13	4	23	0	3	29	49.9
at Bowling Green	12/19/2023	93-62	W	20-55	.364	11-29	.379	11-16	.688	9	20	29	32.4	12	16	15	1	6	62	51.0
at East Carolina	12/30/2023	73-36	W	13-67	.194	2-12	.167	8-21	.381	15	27	42	33.2	23	3	13	2	8	36	49.8
at Florida	01/04/2024	89-66	W	26-79	.329	7-28	.250	7-12	.583	14	24	38	33.5	14	11	14	1	10	66	51.0
Mississippi St.	01/07/2024	85-66	W	27-75	.360	3-19	.158	9-16	.563	22	21	43	34.2	17	10	12	3	6	66	52.1
at Missouri	01/11/2024	81-57	W	19-56	.339	10-25	.400	9-11	.818	8	22	30	33.9	15	16	17	2	2	57	52.4
Kentucky	01/15/2024	98-36	W	15-61	.246	4-18	.222	2-6	.333	14	17	31	33.8	15	7	24	5	9	36	51.4
at Texas A&M	01/21/2024	99-64	W	21-69	.304	5-22	.227	17-21	.810	14	15	29	33.5	17	8	9	1	6	64	52.1
at LSU	01/25/2024	76-70	W	30-67	.448	6-18	.333	4-9	.444	13	24	37	33.7	15	17	12	7	6	70	53.1
Vanderbilt	01/28/2024	91-74	W	27-67	.403	8-25	.320	12-13	.923	15	20	35	33.7	14	13	9	2	3	74	54.2
at Auburn	02/01/2024	76-54	W	19-59	.322	3-10	.300	13-16	.813	11	24	35	33.8	17	10	17	9	7	54	54.2
Ole Miss	02/04/2024	85-56	W	19-56	.339	2-7	.286	16-21	.762	10	27	37	34.0	31	4	21	3	4	56	54.3
Missouri	02/08/2024	83-45	W	15-53	.283	9-27	.333	6-8	.750	11	22	33	33.9	13	10	21	2	6	45	53.9
UConn	02/11/2024	83-65	W	26-71	.366	7-23	.304	6-10	.600	13	24	37	34.0	11	12	13	4	5	65	54.3
at Tennessee	02/15/2024	66-55	W	21-65	.323	2-17	.118	11-14	.786	14	28	42	34.4	15	7	13	4	5	55	54.4
Georgia	02/18/2024	70-56	W	21-56	.375	4-11	.364	10-13	.769	10	20	30	34.2	15	10	18	2	14	56	54.4
Alabama	02/22/2024	72-44	W	15-68	.221	3-19	.158	11-14	.786	20	25	45	34.6	18	7	19	4	11	44	54.0
at Kentucky	02/25/2024	103-55	W	22-65	.338	4-14	.286	7-18	.389	14	14	28	34.4	20	12	19	0	7	55	54.1
at Arkansas	02/29/2024	98-61	W	21-63	.333	8-41	.195	11-15	.733	5	16	21	33.9	14	9	11	3	7	61	54.3
Tennessee	03/03/2024	76-68	W	24-66	.364	4-19	.211	16-22	.727	12	29	41	34.1	19	11	14	8	2	68	54.8
<b>Total</b>		<b>1589</b>		<b>591-1883</b>	<b>.314</b>	<b>151-584</b>	<b>.259</b>	<b>256-383</b>	<b>.668</b>	<b>369</b>	<b>621</b>	<b>990</b>	<b>34.1</b>	<b>493</b>	<b>285</b>	<b>469</b>	<b>90</b>	<b>194</b>	<b>1589</b>	<b>54.8</b>
South Carolina		2522		976-1947	.501	192-479	.401	378-558	.677	415	950	1365	47.1	408	555	381	236	266	2522	87.0

### Opponents Averages

Games Played	Points/game	FG Pct	3FG Pct	FT Pct	Rebounds/game	Assists/game	Turnovers/game	Assist/Turnover ratio	Steals/game	Blocks/game
29	54.8	31.4	25.9	66.8	34.1	9.8	16.2	0.6	6.7	3.1



**2023-24 South Carolina Women's Basketball**  
**Points-rebounds-assists**  
**All games**

Opponent	Date	Score	0	2	5	10	12	20	21	23	24	25	35
vs Notre Dame	11/06/2023	100-71	14-3-6	7-5-2	1-0-2	20-15-1	17-1-6	12-4-0	7-1-2	7-3-1	4-5-2	11-2-7	0-1-0
Maryland	11/12/2023	114-76	14-0-8	13-11-2	12-7-4	12-7-2	12-1-2	8-6-1	13-10-1	12-1-2	7-1-0	8-3-8	3-1-0
Clemson	11/16/2023	109-40	14-3-1	12-10-1	DNP	15-13-4	18-9-3	6-6-1	12-2-1	8-5-1	8-4-1	6-8-17	10-6-0
South Dakota St.	11/20/2023	78-38	DNP	8-5-3	DNP	23-10-0	11-5-3	6-6-1	5-9-0	5-7-2	2-1-1	18-3-6	0-1-0
Mississippi Val.	11/24/2023	101-19	10-8-1	14-7-1	DNP	14-10-3	17-4-5	12-5-4	11-5-1	5-2-3	2-7-4	12-8-5	4-5-0
at North Carolina	11/30/2023	65-58	14-5-4	10-4-0	0-0-0	6-16-2	0-0-0	0-0-0	11-3-0	15-1-0	0-0-0	9-7-2	0-0-0
at Duke	12/03/2023	77-61	12-1-1	2-4-0	0-1-0	15-14-2	9-0-1	1-1-0	14-9-3	13-3-1	DNP	11-4-4	0-0-0
Morgan St.	12/06/2023	104-38	12-1-5	8-4-1	16-1-1	10-7-0	14-1-6	10-6-1	7-14-4	9-1-3	6-2-0	12-2-5	0-1-0
vs Utah	12/10/2023	78-69	15-3-2	8-6-0	2-0-0	17-6-1	11-2-1	3-3-1	11-7-4	7-4-0	DNP	2-2-4	2-1-0
Presbyterian	12/16/2023	99-29	6-2-6	10-12-1	13-1-3	12-9-3	18-7-4	2-2-1	11-10-2	10-3-0	5-5-1	DNP	12-1-0
at Bowling Green	12/19/2023	93-62	12-4-6	9-8-0	4-1-0	11-4-5	6-3-1	5-5-2	21-6-1	18-2-2	0-0-0	5-2-4	2-0-0
at East Carolina	12/30/2023	73-36	9-1-2	11-5-1	0-2-0	12-10-5	12-9-3	9-4-0	7-10-3	5-2-0	4-2-0	4-7-3	0-3-0
at Florida	01/04/2024	89-66	17-3-4	6-8-1	8-1-1	10-15-1	10-2-0	0-2-1	5-7-1	15-4-0	2-1-0	16-4-5	0-2-0
Mississippi St.	01/07/2024	85-66	12-3-5	9-10-1	4-1-2	13-14-6	9-1-0	0-1-0	12-4-0	15-3-1	2-2-0	7-5-2	2-0-0
at Missouri	01/11/2024	81-57	15-6-3	10-6-1	6-1-0	7-8-1	0-2-1	10-4-4	2-2-0	21-4-0	DNP	10-2-2	DNP
Kentucky	01/15/2024	98-36	14-3-5	10-8-3	11-2-0	12-11-3	14-3-1	8-2-1	9-4-0	7-4-2	2-0-1	11-3-6	0-1-0
at Texas A&M	01/21/2024	99-64	10-1-5	4-6-2	0-0-1	17-13-1	21-1-3	15-4-0	13-10-5	8-6-3	1-0-0	6-0-4	4-0-0
at LSU	01/25/2024	76-70	12-0-6	2-1-0	0-0-0	11-8-2	8-4-0	6-4-1	14-3-1	10-5-1	DNP	13-9-4	DNP
Vanderbilt	01/28/2024	91-74	9-2-4	11-8-1	6-1-0	23-6-0	10-2-3	9-1-1	2-4-1	11-4-3	DNP	10-3-7	DNP
at Auburn	02/01/2024	76-54	5-3-3	14-15-0	8-2-1	13-6-0	15-2-0	4-1-0	DNP	0-2-1	3-0-0	10-5-6	4-4-0
Ole Miss	02/04/2024	85-56	11-3-3	11-10-1	3-5-2	17-4-3	19-1-1	10-1-1	2-2-0	10-7-1	1-2-0	5-4-6	1-0-0
Missouri	02/08/2024	83-45	6-2-1	9-7-3	6-5-5	DNP	19-1-4	11-5-2	12-8-2	10-7-0	DNP	6-8-2	4-1-0
UConn	02/11/2024	83-65	21-3-2	15-9-3	9-2-0	DNP	6-4-3	4-3-0	14-4-1	4-0-1	DNP	10-12-5	0-0-0
at Tennessee	02/15/2024	66-55	4-0-4	14-10-1	3-0-0	18-10-3	5-2-0	7-1-0	6-4-2	7-3-2	DNP	2-15-5	DNP
Georgia	02/18/2024	70-56	15-2-2	3-3-1	0-0-0	16-16-5	4-3-5	2-0-0	12-7-2	9-1-2	DNP	9-5-2	0-0-0
Alabama	02/22/2024	72-44	5-3-4	14-10-0	12-4-1	DNP	9-3-2	10-7-0	9-7-2	13-1-0	DNP	0-5-2	0-3-1
at Kentucky	02/25/2024	103-55	11-2-4	13-3-4	5-1-3	DNP	17-3-3	16-6-4	10-12-5	18-1-1	DNP	9-6-5	4-2-1
at Arkansas	02/29/2024	98-61	8-4-5	21-11-0	12-5-1	11-3-1	17-4-2	7-9-3	10-5-2	4-1-2	DNP	4-6-7	4-2-0
Tennessee	03/03/2024	76-68	14-4-4	13-4-1	4-2-2	18-14-2	13-5-3	1-3-1	0-2-0	13-6-0	DNP	0-8-4	0-0-0



## 2023-24 VS. RANKED OPPONENTS



2023-24 South Carolina Women's Basketball  
Combined Team Statistics  
Specific games

Page 1/1  
as of Feb 12, 2024

## Game Records

Record	Overall	Home	Away	Neutral
ALL GAMES	6-0	2-0	2-0	2-0
CONFERENCE	1-0	0-0	1-0	0-0
NON-CONFERENCE	5-0	2-0	1-0	2-0

## Score by Periods

Team	1st	2nd	3rd	4th	OT	TOT
South Carolina	114	129	138	135	0	516
Opponents	111	92	103	103	0	409

## Team Box Score

No.	Player	Total			3-Point		F-Throw		Rebounds				Other Stats									
		GP-GS	MIN	AVG	FG-FGA	FG%	3FG-3FGA	3FG%	FT-FTA	FT%	OFF	DEF	TOT	AVG	PF	DQ	A	TO	BLK	STL	PTS	AVG
0	PAOPAO, Te-Hina	6-6	199:38	33.3	34-71	.479	19-39	.487	3-4	.750	0	14	14	2.3	7	0	28	12	0	9	90	15.0
10	CARDOSO, Kamilla	5-5	139:41	27.9	27-46	.587	0-0	.000	12-15	.800	12	40	52	10.4	16	1	8	11	14	4	66	13.2
21	KITTS, Chloe	6-6	128:59	21.5	27-51	.529	1-1	1.000	15-25	.600	10	18	28	4.7	12	1	9	9	4	1	70	11.7
23	HALL, Bree	6-6	169:43	28.3	20-49	.408	8-23	.348	7-7	1.000	2	12	14	2.3	5	0	5	4	6	3	55	9.2
2	WATKINS, Ashlyn	6-1	111:35	18.6	23-39	.590	0-0	.000	9-14	.643	15	21	36	6.0	20	0	7	5	16	3	55	9.2
12	FULWILEY, MiLaysia	6-0	85:49	14.3	21-44	.477	8-18	.444	4-6	.667	2	10	12	2.0	11	0	12	9	5	11	54	9.0
25	JOHNSON, Raven	6-6	187:25	31.2	21-54	.389	3-13	.231	8-12	.667	4	31	35	5.8	9	0	30	17	0	8	53	8.8
20	FEAGIN, Sania	6-0	67:42	11.3	16-25	.640	0-0	.000	1-4	.250	10	10	20	3.3	12	0	3	8	0	2	33	5.5
5	JOHNSON, Tessa	6-0	68:48	11.5	7-18	.389	4-11	.364	6-9	.667	0	9	9	1.5	5	0	6	5	0	5	24	4.0
24	JAH, Sahnnya	3-0	14:17	4.8	5-9	.556	0-1	.000	1-3	.333	2	4	6	2.0	3	0	2	1	0	1	11	3.7
35	WALKER, Sakima	5-0	26:24	5.3	1-3	.333	0-0	.000	3-4	.750	2	1	3	0.6	3	0	0	4	1	0	5	1.0
Team											17	15	32									
<b>Total</b>		<b>6</b>	<b>1200</b>		<b>202-409</b>	<b>.494</b>	<b>43-106</b>	<b>.406</b>	<b>69-103</b>	<b>.670</b>	<b>76</b>	<b>185</b>	<b>261</b>	<b>43.5</b>	<b>103</b>	<b>2</b>	<b>110</b>	<b>85</b>	<b>46</b>	<b>47</b>	<b>516</b>	<b>86.0</b>
<b>Opponents</b>		<b>6</b>	<b>1200</b>		<b>159-414</b>	<b>.384</b>	<b>38-124</b>	<b>.306</b>	<b>53-80</b>	<b>.663</b>	<b>81</b>	<b>143</b>	<b>224</b>	<b>37.3</b>	<b>114</b>	<b>3</b>	<b>81</b>	<b>89</b>	<b>24</b>	<b>40</b>	<b>409</b>	<b>68.2</b>

## Team Statistics

	USC	OPP
<b>Scoring</b>	<b>516</b>	<b>409</b>
Points per game	86.0	68.2
Scoring margin	+17.8	-
<b>Field goals-att</b>	<b>202-409</b>	<b>159-414</b>
Field goal pct	.494	.384
<b>3 point fg-att</b>	<b>43-106</b>	<b>38-124</b>
3-point FG pct	.406	.306
3-pt FG made per game	7.2	6.3
<b>Free throws-att</b>	<b>69-103</b>	<b>53-80</b>
Free throw pct	.670	.663
F-Throws made per game	11.5	8.8
<b>Rebounds</b>	<b>261</b>	<b>224</b>
Rebounds per game	43.5	37.3
Rebounding margin	+6.2	-
<b>Assists</b>	<b>110</b>	<b>81</b>
Assists per game	18.3	13.5
<b>Turnovers</b>	<b>85</b>	<b>89</b>
Turnovers per game	14.2	14.8
Turnover margin	+0.7	-
Assist/turnover ratio	1.3	0.9
<b>Steals</b>	<b>47</b>	<b>40</b>
Steals per game	7.8	6.7
<b>Blocks</b>	<b>46</b>	<b>24</b>
Blocks per game	7.7	4.0
<b>Winning streak</b>	<b>6</b>	<b>-</b>
Home win streak	2	-
<b>Attendance</b>	<b>34174</b>	<b>19524</b>
Home games-Avg/Game	2-17087	2-9762
Neutral site-Avg/Game	-	2-5816

## Team Results

Date	Opponent		Score	Att.
11/06/2023	vs Notre Dame	W	100-71	3203
11/12/2023	Maryland	W	114-76	16007
11/30/2023	at North Carolina	W	65-58	6319
12/10/2023	vs Utah	W	78-69	8428
01/25/2024	at LSU	W	76-70	13205
02/11/2024	UConn	W	83-65	18167

## LAST 5 GAMES



2023-24 South Carolina Women's Basketball  
Combined Team Statistics  
Specific games

Page 1/1  
as of Mar 03, 2024

## Game Records

Record	Overall	Home	Away	Neutral
ALL GAMES	5-0	3-0	2-0	0-0
CONFERENCE	5-0	3-0	2-0	0-0
NON-CONFERENCE	0-0	0-0	0-0	0-0

## Score by Periods

Team	1st	2nd	3rd	4th	OT	TOT
South Carolina	99	91	122	107	0	419
Opponents	67	64	83	70	0	284

## Team Box Score

No.	Player				Total		3-Point		F-Throw		Rebounds											
		GP-GS	MIN	AVG	FG-FGA	FG%	3FG-3FGA	3FG%	FT-FTA	FT%	OFF	DEF	TOT	AVG	PF	DQ	A	TO	BLK	STL	PTS	AVG
10	CARDOSO, Kamilla	3-3	65:45	21.9	16-31	.516	0-0	.000	13-20	.650	18	15	33	11.0	7	1	8	2	4	4	45	15.0
2	WATKINS, Ashlyn	5-2	99:29	19.9	25-42	.595	0-0	.000	14-22	.636	13	18	31	6.2	10	0	6	6	6	6	64	12.8
12	FULWILEY, MiLaysia	5-1	101:54	20.4	17-43	.395	4-18	.222	22-28	.786	4	14	18	3.6	12	0	15	10	1	13	60	12.0
23	HALL, Bree	5-5	140:36	28.1	24-49	.490	7-20	.350	2-2	1.000	5	5	10	2.0	9	0	5	8	4	2	57	11.4
0	PAOAO, Te-Hina	5-5	142:15	28.5	19-41	.463	13-27	.481	2-2	1.000	2	13	15	3.0	3	0	19	8	2	3	53	10.6
21	KITTS, Chloe	5-3	103:02	20.6	17-37	.459	0-0	.000	7-10	.700	6	27	33	6.6	9	0	11	6	3	4	41	8.2
20	FEAGIN, Sania	5-2	91:18	18.3	14-30	.467	0-0	.000	8-11	.727	8	17	25	5.0	8	0	8	5	8	1	36	7.2
5	JOHNSON, Tessa	5-0	86:38	17.3	11-19	.579	7-10	.700	4-4	1.000	1	11	12	2.4	5	0	7	10	0	5	33	6.6
25	JOHNSON, Raven	5-4	126:08	25.2	8-29	.276	3-12	.250	3-6	.500	8	22	30	6.0	6	0	20	12	3	9	22	4.4
35	WALKER, Sakima	5-0	42:55	8.6	4-7	.571	0-0	.000	0-0	.000	3	4	7	1.4	9	1	2	4	4	1	8	1.6
Team											8	10	18					1				
<b>Total</b>		<b>5</b>	<b>1000</b>		<b>155-328</b>	<b>.473</b>	<b>34-87</b>	<b>.391</b>	<b>75-105</b>	<b>.714</b>	<b>76</b>	<b>156</b>	<b>232</b>	<b>46.4</b>	<b>78</b>	<b>2</b>	<b>101</b>	<b>72</b>	<b>35</b>	<b>48</b>	<b>419</b>	<b>83.8</b>
<b>Opponents</b>		<b>5</b>	<b>1000</b>		<b>103-318</b>	<b>.324</b>	<b>23-104</b>	<b>.221</b>	<b>55-82</b>	<b>.671</b>	<b>61</b>	<b>104</b>	<b>165</b>	<b>33.0</b>	<b>86</b>	<b>3</b>	<b>49</b>	<b>81</b>	<b>17</b>	<b>41</b>	<b>284</b>	<b>56.8</b>

## Team Statistics

	USC	OPP
<b>Scoring</b>	<b>419</b>	<b>284</b>
Points per game	83.8	56.8
Scoring margin	+27.0	-
<b>Field goals-att</b>	<b>155-328</b>	<b>103-318</b>
Field goal pct	.473	.324
<b>3 point fg-att</b>	<b>34-87</b>	<b>23-104</b>
3-point FG pct	.391	.221
3-pt FG made per game	6.8	4.6
<b>Free throws-att</b>	<b>75-105</b>	<b>55-82</b>
Free throw pct	.714	.671
F-Throws made per game	15.0	11.0
<b>Rebounds</b>	<b>232</b>	<b>165</b>
Rebounds per game	46.4	33.0
Rebounding margin	+13.4	-
<b>Assists</b>	<b>101</b>	<b>49</b>
Assists per game	20.2	9.8
<b>Turnovers</b>	<b>72</b>	<b>81</b>
Turnovers per game	14.4	16.2
Turnover margin	+1.8	-
Assist/turnover ratio	1.4	0.6
<b>Steals</b>	<b>48</b>	<b>41</b>
Steals per game	9.6	8.2
<b>Blocks</b>	<b>35</b>	<b>17</b>
Blocks per game	7.0	3.4
<b>Winning streak</b>	<b>5</b>	<b>-</b>
Home win streak	3	-
<b>Attendance</b>	<b>52707</b>	<b>9517</b>
Home games-Avg/Game	3-17569	2-4759
Neutral site-Avg/Game	-	0-0

## Team Results

Date	Opponent		Score	Att.
02/18/2024	Georgia	W	70-56	18478
02/22/2024	Alabama	W	72-44	16229
02/25/2024	at Kentucky	W	103-55	5626
02/29/2024	at Arkansas	W	98-61	3891
03/03/2024	Tennessee	W	76-68	18000

## SEC GAMES



2023-24 South Carolina Women's Basketball  
Combined Team Statistics  
In Conference games

Page 1/1  
as of Mar 03, 2024

## Game Records

Record	Overall	Home	Away	Neutral
ALL GAMES	16-0	8-0	8-0	0-0
CONFERENCE	16-0	8-0	8-0	0-0
NON-CONFERENCE	0-0	0-0	0-0	0-0

## Score by Periods

Team	1st	2nd	3rd	4th	OT	TOT
South Carolina	317	324	368	339	0	1348
Opponents	229	215	255	228	0	927

## Team Box Score

No.	Player				Total		3-Point		F-Throw		Rebounds											
		GP-GS	MIN	AVG	FG-FGA	FG%	3FG-3FGA	3FG%	FT-FTA	FT%	OFF	DEF	TOT	AVG	PF	DQ	A	TO	BLK	STL	PTS	AVG
10	CARDOSO, Kamilla	13-13	322:29	24.8	74-134	.552	0-0	.000	38-60	.633	53	75	128	9.8	24	1	28	22	28	10	186	14.3
12	FULWILEY, MiLaysia	16-1	297:36	18.6	64-149	.430	17-56	.304	40-50	.800	8	31	39	2.4	37	0	28	28	7	31	185	11.6
23	HALL, Bree	16-16	444:06	27.8	67-140	.479	23-53	.434	14-17	.824	19	40	59	3.7	21	0	19	17	9	8	171	10.7
0	PAOPAO, Te-Hina	16-16	453:57	28.4	61-134	.455	32-75	.427	14-15	.933	4	37	41	2.6	11	0	62	23	4	10	168	10.5
2	WATKINS, Ashlyn	16-5	360:51	22.6	66-113	.584	0-1	.000	32-52	.615	42	78	120	7.5	35	1	20	23	34	21	164	10.3
21	KITTS, Chloe	15-12	272:39	18.2	51-100	.510	1-1	1.000	15-23	.652	22	59	81	5.4	26	0	23	24	11	10	118	7.9
25	JOHNSON, Raven	16-15	423:29	26.5	47-117	.402	8-29	.276	16-25	.640	20	68	88	5.5	18	0	69	26	5	30	118	7.4
20	FEAGIN, Sania	16-2	235:42	14.7	44-71	.620	1-1	1.000	27-37	.730	17	34	51	3.2	32	0	19	15	11	4	116	7.3
5	JOHNSON, Tessa	16-0	258:33	16.2	30-67	.448	16-34	.471	12-14	.857	4	26	30	1.9	6	0	19	15	0	12	88	5.5
35	WALKER, Sakima	12-0	92:41	7.7	11-21	.524	0-0	.000	1-3	.333	7	8	15	1.3	12	1	2	7	6	3	23	1.9
24	JAH, Sahnya	6-0	37:57	6.3	4-11	.364	1-3	.333	2-4	.500	1	4	5	0.8	5	0	1	3	0	3	11	1.8
Team											25	29	54					3				
<b>Total</b>		<b>16</b>	<b>3200</b>		<b>519-1057</b>	<b>.491</b>	<b>99-253</b>	<b>.391</b>	<b>211-300</b>	<b>.703</b>	<b>222</b>	<b>489</b>	<b>711</b>	<b>44.4</b>	<b>227</b>	<b>3</b>	<b>290</b>	<b>206</b>	<b>115</b>	<b>142</b>	<b>1348</b>	<b>84.3</b>
<b>Opponents</b>		<b>16</b>	<b>3200</b>		<b>342-1025</b>	<b>.334</b>	<b>82-320</b>	<b>.256</b>	<b>161-229</b>	<b>.703</b>	<b>207</b>	<b>348</b>	<b>555</b>	<b>34.7</b>	<b>269</b>	<b>6</b>	<b>162</b>	<b>250</b>	<b>56</b>	<b>105</b>	<b>927</b>	<b>57.9</b>

## Team Statistics

	USC	OPP
<b>Scoring</b>	<b>1348</b>	<b>927</b>
Points per game	84.3	57.9
Scoring margin	+26.3	-
<b>Field goals-att</b>	<b>519-1057</b>	<b>342-1025</b>
Field goal pct	.491	.334
<b>3 point fg-att</b>	<b>99-253</b>	<b>82-320</b>
3-point FG pct	.391	.256
3-pt FG made per game	6.2	5.1
<b>Free throws-att</b>	<b>211-300</b>	<b>161-229</b>
Free throw pct	.703	.703
F-Throws made per game	13.2	10.1
<b>Rebounds</b>	<b>711</b>	<b>555</b>
Rebounds per game	44.4	34.7
Rebounding margin	+9.8	-
<b>Assists</b>	<b>290</b>	<b>162</b>
Assists per game	18.1	10.1
<b>Turnovers</b>	<b>206</b>	<b>250</b>
Turnovers per game	12.9	15.6
Turnover margin	+2.8	-
Assist/turnover ratio	1.4	0.6
<b>Steals</b>	<b>142</b>	<b>105</b>
Steals per game	8.9	6.6
<b>Blocks</b>	<b>115</b>	<b>56</b>
Blocks per game	7.2	3.5
<b>Winning streak</b>	<b>16</b>	<b>-</b>
Home win streak	8	-
<b>Attendance</b>	<b>135623</b>	<b>53258</b>
Home games-Avg/Game	8-16953	8-6657
Neutral site-Avg/Game	-	0-0

## Team Results

Date	Opponent		Score	Att.
01/04/2024	at Florida	W	89-66	4192
01/07/2024	Mississippi St.	W	85-66	15751
01/11/2024	at Missouri	W	81-57	4533
01/15/2024	Kentucky	W	98-36	15929
01/21/2024	at Texas A&M	W	99-64	5924
01/25/2024	at LSU	W	76-70	13205
01/28/2024	Vanderbilt	W	91-74	18000
02/01/2024	at Auburn	W	76-54	4814
02/04/2024	Ole Miss	W	85-56	18000
02/08/2024	Missouri	W	83-45	15236
02/15/2024	at Tennessee	W	66-55	11073
02/18/2024	Georgia	W	70-56	18478
02/22/2024	Alabama	W	72-44	16229
02/25/2024	at Kentucky	W	103-55	5626
02/29/2024	at Arkansas	W	98-61	3891
03/03/2024	Tennessee	W	76-68	18000





**2023-24 South Carolina Women's Basketball  
Combined Team Statistics  
All games**

Page 1/1  
as of Mar 03, 2024

**Game Records**

Record	Overall	Home	Away	Neutral
ALL GAMES	29-0	15-0	12-0	2-0
CONFERENCE	16-0	8-0	8-0	0-0
NON-CONFERENCE	13-0	7-0	4-0	2-0

**Score by Periods**

Team	1st	2nd	3rd	4th	OT	TOT
South Carolina	610	621	680	611	0	2522
Opponents	410	355	437	387	0	1589

**Team Box Score**

No.	Player				Total		3-Point		F-Throw		Rebounds								PTS	AVG		
		GP-GS	MIN	AVG	FG-FGA	FG%	3FG-3FGA	3FG%	FT-FTA	FT%	OFF	DEF	TOT	AVG	PF	DQ	A	TO			BLK	STL
10	CARDOSO, Kamilla	25-24	623:06	24.9	140-241	.581	0-0	.000	73-109	.670	89	160	249	10.0	46	2	56	42	67	16	353	14.1
12	FULWILEY, MiLaysia	29-3	552:09	19.0	121-275	.440	31-102	.304	63-82	.768	18	67	85	2.9	67	1	66	53	22	53	336	11.6
0	PAOPAO, Te-Hina	28-28	771:50	27.6	116-240	.483	68-140	.486	21-25	.840	7	68	75	2.7	17	0	106	43	5	24	321	11.5
2	WATKINS, Ashlyn	29-6	593:15	20.5	122-207	.589	0-1	.000	47-84	.560	79	131	210	7.2	67	2	35	38	70	36	291	10.0
23	HALL, Bree	29-29	777:58	26.8	109-238	.458	44-106	.415	27-36	.750	26	67	93	3.2	32	0	35	30	16	16	289	10.0
21	KITTS, Chloe	28-25	540:37	19.3	106-202	.525	1-2	.500	49-74	.662	48	123	171	6.1	42	1	46	43	21	14	262	9.4
25	JOHNSON, Raven	28-26	766:05	27.4	91-203	.448	19-56	.339	25-40	.625	29	119	148	5.3	32	0	139	49	5	60	226	8.1
20	FEAGIN, Sania	29-2	410:19	14.1	79-135	.585	1-3	.333	35-52	.673	36	66	102	3.5	51	0	31	33	17	10	194	6.7
5	JOHNSON, Tessa	26-1	411:56	15.8	50-108	.463	25-54	.463	20-25	.800	6	39	45	1.7	14	0	29	25	0	20	145	5.6
24	JAH, Sahnnya	16-0	146:15	9.1	21-58	.362	3-15	.200	4-12	.333	10	22	32	2.0	17	0	10	8	1	10	49	3.1
35	WALKER, Sakima	25-1	206:29	8.3	21-40	.525	0-0	.000	14-19	.737	12	23	35	1.4	23	1	2	13	12	7	56	2.2
Team											55	65	120					4				
<b>Total</b>		<b>29</b>	<b>5800</b>		<b>976-1947</b>	<b>.501</b>	<b>192-479</b>	<b>.401</b>	<b>378-558</b>	<b>.677</b>	<b>415</b>	<b>950</b>	<b>1365</b>	<b>47.1</b>	<b>408</b>	<b>7</b>	<b>555</b>	<b>381</b>	<b>236</b>	<b>266</b>	<b>2522</b>	<b>87.0</b>
<b>Opponents</b>		<b>29</b>	<b>5800</b>		<b>591-1883</b>	<b>.314</b>	<b>151-584</b>	<b>.259</b>	<b>256-383</b>	<b>.668</b>	<b>369</b>	<b>621</b>	<b>990</b>	<b>34.1</b>	<b>493</b>	<b>11</b>	<b>285</b>	<b>469</b>	<b>90</b>	<b>194</b>	<b>1589</b>	<b>54.8</b>

**Team Statistics**

	USC	OPP
<b>Scoring</b>	<b>2522</b>	<b>1589</b>
Points per game	87.0	54.8
Scoring margin	+32.2	-
<b>Field goals-att</b>	<b>976-1947</b>	<b>591-1883</b>
Field goal pct	.501	.314
<b>3 point fg-att</b>	<b>192-479</b>	<b>151-584</b>
3-point FG pct	.401	.259
3-pt FG made per game	6.6	5.2
<b>Free throws-att</b>	<b>378-558</b>	<b>256-383</b>
Free throw pct	.677	.668
F-Throws made per game	13.0	8.8
<b>Rebounds</b>	<b>1365</b>	<b>990</b>
Rebounds per game	47.1	34.1
Rebounding margin	+12.9	-
<b>Assists</b>	<b>555</b>	<b>285</b>
Assists per game	19.1	9.8
<b>Turnovers</b>	<b>381</b>	<b>469</b>
Turnovers per game	13.1	16.2
Turnover margin	+3.0	-
Assist/turnover ratio	1.5	0.6
<b>Steals</b>	<b>266</b>	<b>194</b>
Steals per game	9.2	6.7
<b>Blocks</b>	<b>236</b>	<b>90</b>
Blocks per game	8.1	3.1
<b>Winning streak</b>	<b>29</b>	<b>-</b>
Home win streak	15	-
<b>Attendance</b>	<b>247331</b>	<b>75096</b>
Home games-Avg/Game	15-16489	12-6258
Neutral site-Avg/Game	-	2-5816

**Team Results**

Date	Opponent	Score	Att.
11/06/2023	vs Notre Dame	W 100-71	3203
11/12/2023	Maryland	W 114-76	16007
11/16/2023	Clemson	W 109-40	16820
11/20/2023	South Dakota St.	W 78-38	14799
11/24/2023	Mississippi Val.	W 101-19	14558
11/30/2023	at North Carolina	W 65-58	6319
12/03/2023	at Duke	W 77-61	5607
12/06/2023	Morgan St.	W 104-38	16181
12/10/2023	vs Utah	W 78-69	8428
12/16/2023	Presbyterian	W 99-29	15176
12/19/2023	at Bowling Green	W 93-62	4195
12/30/2023	at East Carolina	W 73-36	5717
01/04/2024	at Florida	W 89-66	4192
01/07/2024	Mississippi St.	W 85-66	15751
01/11/2024	at Missouri	W 81-57	4533
01/15/2024	Kentucky	W 98-36	15929
01/21/2024	at Texas A&M	W 99-64	5924
01/25/2024	at LSU	W 76-70	13205
01/28/2024	Vanderbilt	W 91-74	18000
02/01/2024	at Auburn	W 76-54	4814
02/04/2024	Ole Miss	W 85-56	18000
02/08/2024	Missouri	W 83-45	15236
02/11/2024	UConn	W 83-65	18167
02/15/2024	at Tennessee	W 66-55	11073
02/18/2024	Georgia	W 70-56	18478
02/22/2024	Alabama	W 72-44	16229
02/25/2024	at Kentucky	W 103-55	5626
02/29/2024	at Arkansas	W 98-61	3891
03/03/2024	Tennessee	W 76-68	18000