



SOUTH CAROLINA WOMEN'S BASKETBALL

Asst. AD Communications/PR: Diana Koval | Office: 803.777.7977 | Cell: 314.369.6050 | Email: dkoval@mailbox.sc.edu
 Web: www.GamecocksOnline.com | X: @GamecockWBB | Instagram: @GamecockWBB | TikTok: @GamecockWBB | Facebook: @GamecockWBB

2024 NCAA TOURNAMENT SWEET 16 MARCH 29, 2024 – 5 PM – ALBANY, N.Y. – MVP ARENA

HOW TO FOLLOW

TV: ESPN (Pam Ward, Stephanie White, Holly Rowe)
Radio: 98.5 FM (Brad Muller)/SiriusXM 210 or 203
Live Stats: NCAA.com

THE MATCHUP

GAMECOCKS

34-0, 17-0 SEC

Ranking: 1/1 (AP/Coaches)

Head Coach: Dawn Staley

Record at SC: 436-106 (16th)

Career Record: 608-186 (24th)

Top Scorer: Kamilla Cardoso (13.9)

Top Rebounder: Kamilla Cardoso (9.5)



HOOSIERS

26-5, 15-3 Big Ten

Ranking: 14/14 (AP/Coaches)

Head Coach: Teri Moren

Record at IU: 226-98 (10th)

Career Record: 425-228 (21st)

Top Scorer: Mackenzie Holmes (20.0)

Top Rebounder: Makenzie Holmes (6.8)



THE SERIES

South Carolina Record: 3-2

H: 1-1 **A:** 2-0 **N:** 0-1

Current Streak: Lost 2

Last Meeting: L, 57-71, 11/28/19, in St. Thomas, USVI

First Meeting: W, 83-76, 12/29/83, in Columbia

NCAA TOURNAMENT HISTORY

Appearances (Total/Staley Era): 20 / 12

South Carolina Record: 46-17 / 38-9

Sweet 16s: 14 / 11

Elite Eights: 7 / 6

Final Fours: 5 / 5 (2015, 2017, 2021, 2022)

Championships: 2 / 2 (2017, 2022)

GAMECOCK NOTABLES

- Playing in its 11th NCAA Sweet 16 game under Dawn Staley, including 10 straight, South Carolina is 6-4 all-time in regional semifinal games with three of those wins coming in the last three years.
- Over the last three seasons (beginning 2021-22), head coach Dawn Staley has led the Gamecocks to a 105-3 record, including a 47-1 mark in SEC play and a 21-1 mark against ranked opponents. Those rosters included 25 different players with 14 different starting lineups across the three seasons.
- This postseason (SEC and NCAA Tournaments), eight different Gamecocks have at least one start and nine average at least 18.0 minutes per game.
- South Carolina's bench is second in the nation with 34.1 points per game. In the NCAA Tournament, that number rises to 47.0 as the team's top two scorers come off the bench – Milaysia Fulwiley (18.5 ppg) and Chloe Kitts (16.5 ppg).
- The Gamecocks' seven wins against ranked opponents are the second most in the nation and have come by an average of 16.3 points.
- This postseason, nine Gamecocks average at least 6.0 points, including three scoring at least 11.0 per game. In NCAA Tournament games, five Gamecocks average double-figure points.
- In the NCAA Tournament, the Gamecock defense, which already led the nation in field goal percentage allowed and ranked 25th in points allowed, has held its opponents to 26.0 percent shooting and 40.0 points per game. The effort has moved the Gamecocks to 11th in points allowed per game (55.4) on the season.
- Third in the nation in rebounding (46.5), South Carolina averages 49.0 in the NCAA Tournament thanks in part to turning a -6 margin against North Carolina in the regular-season meeting into a +21 edge on Sunday.

SCHEDULE/RESULTS

<i>Aflac Oui-Play (Paris, France)</i>		
Nov. 6	vs. #10/10 Notre Dame (ESPN)	W, 100-71
Nov. 12	#14/11 Maryland (ABC)	W, 114-76
Nov. 16	Clemson (SECN)	W, 109-40
Nov. 20	South Dakota State (SECN+)	W, 78-38
Nov. 24	Miss. Valley St. (SECN+)	W, 101-19
<i>ACC/SEC Challenge</i>		
Nov. 30	at #24/24 North Carolina (ESPN)	W, 65-58
<i>Jimmy V Classic</i>		
Dec. 3	at Duke (ABC)	W, 77-61
Dec. 6	Morgan State (SECN+)	W, 104-38
<i>Basketball Hall of Fame Showcase (Uncasville, CT)</i>		
Dec. 10	vs. #11/7 Utah (ESPN)	W, 78-69
Dec. 16	Presbyterian (SECN+)	W, 99-29
Dec. 19	at Bowling Green (ESPN+)	W, 93-62
Dec. 30	at East Carolina (ESPN2)	W, 73-36
Jan. 4	at Florida* (SECN)	W, 89-66
Jan. 7	Mississippi State* (ESPN)	W, 85-66
Jan. 11	at Missouri* (SECN+)	W, 81-57
Jan. 15	Kentucky* (SECN)	W, 85-36
Jan. 21	at Texas A&M* (SECN)	W, 99-64
Jan. 25	at #9/9 LSU* (ESPN)	W, 76-70
Jan. 28	Vanderbilt* (SECN) We Back Pat	W, 91-74
Feb. 1	at Auburn* (SECN+)	W, 76-54
Feb. 4	Ole Miss* (ESPN2) Play 4 Kay	W, 85-56
Feb. 8	Missouri* (SECN)	W, 83-45
Feb. 11	#11/9 Connecticut (ESPN)	W, 83-65
Feb. 15	at Tennessee* (ESPN)	W, 66-55
Feb. 18	Georgia* (ABC)	W, 70-56
Feb. 22	Alabama* (SECN)	W, 72-44
Feb. 25	at Kentucky* (SECN)	W, 103-55
Feb. 29	at Arkansas* (SECN)	W, 98-61
Mar. 3	Tennessee* (ESPN)	W, 76-68
<i>SEC Tournament (Greenville, S.C.)</i>		
Mar. 8	Texas A&M (SECN)	W, 79-68
Mar. 9	Tennessee (ESPNU)	W, 74-73
Mar. 10	#8/5 LSU (ESPN)	W, 79-72
<i>NCAA Tournament (Columbia, S.C./Albany, N.Y.)</i>		
Mar. 22	Presbyterian (ESPN)	W, 91-39
Mar. 24	North Carolina (ABC)	W, 88-41
Mar. 29	#14/14 Indiana (ESPN)	5 p.m.

* indicates SEC game

All Times Listed as Eastern and are subject to change













See NCAA
Tournament
Supplement for:

- Our NCAA Tourn. History
- Updated Record Book
- News Clips

<https://bit.ly/3TANWGN>

TALE OF THE TAPE

SOUTH CAROLINA	86.3	.498	.398	6.6	.688	13.1	55.4	+30.9	.317	.261	+12.5	18.8	+2.9	7.9	8.9
	Points	FG%	3FG%	3FGM per Game	FT%	FTM per Game	Scoring Def.	Scoring Margin	FG% Def.	3FG% Def.	Reb. Margin	Assist Avg.	TO Margin	Blocks Avg.	Steals Avg.
INDIANA	79.6	.506	.396	8.2	.736	12.5	63.9	+15.7	.400	.308	+3.5	18.5	+0.8	4.4	6.4

0		<p>Te-Hina Paopao <i>tuh-HEE-nuh POW-pow</i></p> <p>5-9 • Sr. • Guard Oceanside, Calif.</p>	<p>Season PPG 11.2 APG 3.8 FG% .467 3FG% .476 FT% .862</p>	<p>Career 12.1 3.7 .432 .409 .867</p>	<p>LAST GM: 8 pts, 5 rebs, 6 assts vs. UNC NOTABLE: Great court vision and shooter ... 2nd-team All-SEC, 2nd-team All-America ... 1st in NCAA in 3FG%; in SEC, 2nd 3s/gm (2.4), 4th A:TO (2.3), 9th apg ... Nancy Lieberman Award finalist.</p>	<p>Career Highs Pts: 28 vs. Stanford, 3/2/23* Reb: 9 vs. Stanford, 2/15/21* Asst: 10 vs. USD, 3/23/23* Stl: 4, 2x, vs. Seatt., 11/12/22* 3FG: 7, 2x, vs. Stan., 3/23/23*</p>
2		<p>Ashlyn Watkins <i>ASH-lynn</i></p> <p>6-3 • So. • Forward Columbia, S.C.</p>	<p>Season PPG 9.6 RPG 7.0 BPG 2.4 FG% .559 FT% .563</p>	<p>Career 7.4 5.1 1.6 .560 .531</p>	<p>LAST GM: 11 pts, 4 rebs, 2 blks vs. UNC NOTABLE: Strong, effortlessly athletic ... 2nd-team All-SEC ... 16th in NCAA in bpg; in SEC 11th in rpg ... 8 dbl-dbls ... in SEC games – 9th in rpg (7.5), 3rd in bpg (2.1), 10th off. rpg (2.6).</p>	<p>Career Highs Pts: 21 at Arkansas, 2/29/24 Reb: 15 at Auburn, 2/1/24 Blk: 6, 2x, at Florida, 1/4/24 Asst: 4, 2x, vs. Presby., 3/22/24 Stl: 4, 2x, at Tennessee, 2/15/24</p>
5		<p>Tessa Johnson</p> <p>6-0 • Fr. • Guard Albertville, Minn.</p>	<p>Season PPG 5.8 APG 1.1 FG% .437 3FG% .433 FT% .850</p>	<p>Career 5.8 1.1 .437 .433 .850</p>	<p>LAST GM: 11 pts, 3 3FGM, 3 rebs vs. UNC NOTABLE: Multi-level scoring threat ... 8 gms of 10+ pts ... team-high 28.2 mins/gm in NCAA Tour. ... 10.5 ppg in SEC Tour. ... #25 in 2023 Class ... McDonald's All-American (won 3-pt contest).</p>	<p>Career Highs Pts: 16 vs. Morgan St, 12/6/23 Reb: 7 vs. Maryland, 11/12/23 Asst: 5 vs. Missouri, 2/8/24 3FG: 4 at Arkansas, 2/29/24</p>
10		<p>Kamilla Cardoso <i>kuh-MILL-uh car-DOE-zo</i></p> <p>6-7 • Sr. • Center Montes Claros, Brazil</p>	<p>Season PPG 13.9 RPG 9.5 BPG 2.6 FG% .584 FT% .683</p>	<p>Career 10.4 7.8 2.1 .570 .669</p>	<p>LAST GM: 12 pts, 10 rebs, 2 stls vs. UNC NOTABLE: Dominant on both ends ... SEC Def. POY, 1st-team All-SEC & All-America ... 14 dbl-dbls ... 13th in NCAA in bpg, 1st in SEC in FG% ... 3.6 off. rpg ... Naismith DPOY and Lisa Leslie Finalist.</p>	<p>Career Highs Pts: 25 vs. Lincoln, 12/2/20* Reb: 16, 3x, vs. UGA, 2/18/24* Assts: 6, 2x, vs. Miss. St., 1/7/24 Blk: 9 vs. Notre Dame, 1/31/21* Stl: 3 vs. Georgia, 2/18/24</p>
12		<p>MiLaysia Fulwiley <i>my-LAY-zhuh full-WHY-lee</i></p> <p>5-10 • Fr. • Guard Columbia, S.C.</p>	<p>Season PPG 12.2 APG 2.2 FG% .452 3FG% .352 FT% .779</p>	<p>Career 12.2 2.2 .452 .352 .779</p>	<p>LAST GM: 20 pts, 9 rebs, 3 blks vs. UNC NOTABLE: A “generational player” who soaks up coaching ... SEC All-Fr. Team, SEC Tour MVP ... last 5 gms – 16.0 ppg, .509 FG%, .565 3FG% ... #13 in Class of 2023 ... HS All-American ... 4x SCBCA POY.</p>	<p>Career Highs Pts: 24 vs. LSU, 3/10/24 Reb: 9, 3x, vs. UNC, 3/24/24 Asst: 6, 2x, vs. Miss. St, 12/6/23 Stl: 6, 2x, vs. Missouri, 2/8/24 3FG: 5 vs. Presby. 3/22/24</p>
20		<p>Sania Feagin <i>suh-NYE-uh FAY-ghin</i></p> <p>6-3 • Jr. • Forward Ellenwood, Ga.</p>	<p>Season PPG 6.8 RPG 3.7 BPG 0.6 FG% .559 FT% .672</p>	<p>Career 4.6 2.6 0.6 .578 .664</p>	<p>LAST GM: 18 pts, 6 rebs, 1 stl vs. UNC NOTABLE: Physical inside player, stretching offensive range ... growing confidence ... 10 games scoring in double figures ... in NCAA Tournament – 10.0 ppg, 8.0 rpg, 27.2 mins/game.</p>	<p>Career Highs Pts: 16 at Kentucky, 2/25/24 Reb: 10 vs. Presby., 3/22/24 Asst: 4, 2x, at Kentucky, 2/25/24 Blk: 5 at Kentucky, 2/25/24 Stl: 2 at Georgia, 2/13/22</p>
21		<p>Chloe Kitts</p> <p>6-2 • So. • Forward Ovideo, Fla.</p>	<p>Season PPG 9.6 RPG 6.1 BPG 0.7 FG% .554 FT% .682</p>	<p>Career 6.8 4.5 0.5 .532 .667</p>	<p>LAST GM: 12 pts, 1 reb, 1 blk vs. UNC NOTABLE: Tenacious, physical ... 19th in SEC in rpg ... 5 dbl-dbls, 18 gms of 10+ pts, 7 gms of 10+ rebs ... in NCAA Tour. – 16.5 ppg, .929 FG%, 7.0 rpg ... early enrollee (Dec. 2022), ranked #17 in 2023 Class.</p>	<p>Career Highs Pts: 21, 2x, vs. Presby., 3/22/24 Reb: 14 vs. Morgan St., 12/6/23 Asst: 5, 2x, at Kentucky, 2/25/24 Blk: 5 vs. Missouri, 2/8/24 Stl: 2, 4x, vs. Alabama, 2/22/24</p>
23		<p>Bree Hall</p> <p>6-0 • Jr. • Guard Dayton, Ohio</p>	<p>Season PPG 9.5 APG 1.4 FG% .452 3FG% .393 FT% .689</p>	<p>Career 5.6 0.5 .411 .366 .651</p>	<p>LAST GM: 4 pts, 4 assts, 2 rebs vs. UNC NOTABLE: Tough defender, explosive to the rim, solid shooter ... has delivered late in big games ... career best in all shooting %ages ... 15 games in double-digit scoring, 7 games of at least 3s.</p>	<p>Career Highs Pts: 21 at Missouri, 1/11/24 Reb: 7 vs. Ole Miss, 2/4/24 Asst: 4 vs. North Carolina, 3/24/24 Stl: 3 at LSU, 1/25/24 3FG: 4, 3x, at Missouri, 1/11/24</p>
25		<p>Raven Johnson</p> <p>5-9 • So. • Guard Atlanta, Ga.</p>	<p>Season PPG 8.0 APG 4.8 FG% .452 3FG% .323 FT% .622</p>	<p>Career 5.9 4.0 .417 .285 .634</p>	<p>LAST GM: 2 pts, 6 rebs, 2 assts, 3 stls vs. UNC NOTABLE: Great instincts ... quick with ball and good decision maker ... 2nd-team All-SEC ... career-high FG% ... 7th in NCAA in A:TO (2.9); 3rd in SEC in apg ... 2023 SEC All-Freshman Team</p>	<p>Career Highs Pts: 18 vs. S. Dak. St., 11/20/23 Reb: 15 at Tennessee, 2/15/24 Asst: 17 vs. Clemson, 11/16/23 Stl: 5, 3x, vs. MVSU, 11/24/23 3FG: 3, 2x, at Duke, 12/3/23</p>
35		<p>Sakima Walker <i>suh-KEY-muh</i></p> <p>6-5 • Sr. • Center Columbus, Ohio</p>	<p>Season PPG 2.0 RPG 1.3 BPG 0.4 FG% .512 FT% .739</p>	<p>Career 3.1 1.9 0.4 .546 .632</p>	<p>LAST GM: 5 mins vs. UNC NOTABLE: Scorer, rebounder, rim defender ... NJCAA D1 Player of the Year and Tournament MVP, led NW Florida to 2023 national title.</p>	<p>Career Highs Pts: 13 vs. Wagner, 12/18/21* Reb: 8 vs. Sac. Heart, 12/20/20* Asst: 2 vs. Hamp., 12/18/20* Blk: 3, 2x, vs. Alabama, 2/22/24* Stl: 3, 3x, C Conn St., 12/14/21*</p>

HC

Dawn Staley

At SC: 436-106(16th)
Career: 608-186 (24th)

- 2 National Championships; 5 Final Fours in last eight NCAA Tournaments
- 8 SEC Regular-Season Championships; 8 SEC Tournament Championships
- 10th in winning percentage (.766) among active NCAA Div. I coaches – 11th all-time
- 82 AP No. 1 rankings, fourth most by a program in AP Poll history
- 5x National Coach of the Year, 7x SEC Coach of the Year
- 3x Olympic gold medalist (player), 2x Olympic gold asst coach, 2020 Olympic gold head coach

* indicates includes games at previous NCAA Div. I institution

QUICK FACTS

The University

Location: Columbia, S.C.
Founded: 1801
Enrollment: 36,200
Colors: Garnet (PMS 202C) and Black
Nickname: Gamecocks
Conference: Southeastern
University President: Michael Amiridis
Athletics Director: Ray Tanner
Facility: Colonial Life Arena (18,000)

Coaching Staff

Head Coach: Dawn Staley
Alma Mater: Virginia, 1992
Overall Record: 608-186 (24th season)
School Record: 436-106 (16th season)
Assoc. Head Coach, Alma Mater:
 Lisa Boyer, Ithaca, 1979 (15th season)
Assistant Coaches, Alma Mater:
 Jollette Law, Iowa, 1990 (6th season)
 Winston Gandy, Maryland, 2003 (1st season)
 Mary Wooley, USC Aiken, 2002 (1st season)
 Khadijah Sessions, South Carolina, 2016 (1st season)

Team Information

2022-23 Record: 36-1
 Home: 17-0 Away: 13-0 Neutral: 6-1
SEC Record (Finish): 16-0 (1st)
 Home: 8-0 Away: 8-0
Letterwinners Returning/Lost: 6/8
Starters Returning/Lost: 5/0

Program History

First Year of Women's Basketball: 1974-75
All-Time Record: 1,016-535 (50th season)
All-Time SEC Record: 263-232 (33rd season)
NCAA Appearances (Last): 20 (2024)
NCAA Tournament Record: 44-17
2023 NCAA Result: Final Four
WNIT Appearances (Last): 4 (2011)
WNIT Record: 3-4

Media Relations

Women's Basketball Contact: Diana Koval
Office: 803.777.7977
Cell: 314.369.6050
Email: dkoval@mailbox.sc.edu
Women's Basketball on Social Media:
Twitter: @GamecockWBB
Instagram: @GamecockWBB
Facebook: @GamecockWBB
TikTok: @GamecockWBB
Head Coach on Social Media:
Twitter: @DawnStaley
Instagram: @Staley05
Athletics Department on the Web:
Website: GamecocksOnline.com
Twitter: @GamecocksOnline
Instagram: @GamecocksOnline
Facebook: Facebook.com/GamecocksOnline
YouTube: YouTube.com/GamecocksOnline

CURRENT STREAKS

	Total	Home	Road	Neut.
Overall	W34	W59	W32	W5
SEC	W47	W39	W23	—
Non-Conference	W18	W28	W11	W5
Ranked Teams	W7	W12	W9	W3

A Perennial Power

South Carolina women's basketball had been a national power for more than a decade under head coach Dawn Staley, including seven 30-win seasons in the last 10 campaigns. The Gamecocks have played in five Final Fours in the last eight NCAA Tournaments, including winning the 2017 and 2022 National Championships. They have been ranked in every AP Poll since Dec. 10, 2012, including a top-10 spot every week since the start of the 2019-20 season. The Gamecocks have amassed 82 AP No. 1 rankings all-time, the fourth-most by a program in the history of that poll (3rd is La. Tech, 83).

Under head coach Dawn Staley's leadership, 11 Gamecocks have earned All-America status, three have earned SEC Player of the Year honors and 22 have picked up All-SEC recognition at least once. In the last nine seasons, 14 Gamecocks have been selected in the WNBA Draft, including 10 first-round picks, highlighted by two No. 1 overall picks in the last six years. Three Gamecocks have been named WNBA Rookie of the Year and one is a two-time WNBA MVP and two-time WNBA Defensive Player of the Year.

The Indiana Series

The Gamecocks lead the overall series against the Hoosiers 3-2, but Indiana has won the last two meetings, including the only one in the Dawn Staley era.

The two teams last met in the 2019 Paradise Jam in St. Thomas, U.S.V.I. Then-No. 17 Indiana knocked off then-No. 5 South Carolina 71-57 in the first game of the event, which the Gamecocks went on to win on point differential. That loss was the only blemish on the Gamecocks' 2019-20 season.

Neutral Stance

The Gamecocks are 165-96 (.632) all-time on a neutral court. South Carolina head coach Dawn Staley is 82-27 in games played at neutral sites (.752), including a 52-17 (.754) mark in postseason play.

NCAA Tournament Take

South Carolina is in its 20th NCAA Tournament and its 12th straight under head coach Dawn Staley. The Gamecocks are 46-17 overall in the event with 14 Sweet 16 appearances, seven Elite Eight seasons, five Final Four showings and two National Championships.

The Gamecocks have been the tournament's overall

2023-24 AWARDS

Kamilla Cardoso

SEC Defensive Player of the Year
 All-SEC First Team
 All-America First Team (USBWA)
 All-America Second Team (AP, The Athletic, The Sporting News)
 WBCA All-America Finalist
 SEC All-Tournament Team
 4x USBWA Player of the Week (11/6-12, 11/27-12/3; 1/23-28; 2/12-18)
 3x SEC Player of the Week (11/6-13; 1/23-28; 2/13-19)
 USBWA Player of the Year Watch List
 Wooden Award National Ballot
 Naismith Defensive Player of the Year Finalist
 Lisa Leslie Award Finalist

MiLaysia Fulwiley

SEC Tournament MVP
 SEC All-Freshman Team
 2x SEC Freshman of the Week (1/16-22, 1/30-2/5)

Bree Hall

SEC Community Service Team

Raven Johnson

All-SEC Second Team
 SEC co-Player of the Week (11/14-20)

Te-Hina Paopao

All-America Second Team (USBWA)
 All-America Honorable Mention (AP)
 WBCA All-America Finalist
 All-SEC Second Team
 SEC Player of the Week (12/5-11)
 USBWA Player of the Year Watch List
 Nancy Lieberman Award Finalist

Ashlyn Watkins

All-SEC Second Team
 SEC Player of the Week (2/27-3/3)

Dawn Staley

SEC Coach of the Year
 National Coach of the Year (The Athletic, ESPN, USBWA, The Sporting News)
 Naismith Coach of the Year Finalist

GAMECOCKS IN THE RANKINGS (thru games of 3/25)

Team	SEC	NCAA	Actual	Kamilla Cardoso	SEC	NCAA	Actual
Scoring Offense	1	2	86.3	Points Per Game	18	—	13.9
Scoring Defense	1	11	55.4	Rebounds Per Game	6	44	9.5
Scoring Margin	1	1	+30.9	Field Goal Percentage	1	18	.584
Field Goal Percentage	1	4	.498	Blocks Per Game	1	13	2.6
Field Goal %age Def.	1	1	.317	Offensive Rebs. Per Game	3	—	3.6
3-Point FG %age	1	2	.398	Double-Doubles	5	31	14
3-Point FG %age Def.	1	8	.261				
3-Point FG Made/Gm.	7	152	6.6	Raven Johnson	SEC	NCAA	Actual
Free Throw Percentage	11	258	.688	Assists Per Game	3	52	4.8
Rebounds Per Game	1	3	46.5	A:TO Ratio	1	7	2.8
Rebounding Margin	2	3	+12.5				
Offensive Rebound Avg.	4	23	14.5	Chloe Kitts	SEC	NCAA	Actual
Defensive Rebound Avg.	1	2	32.0	Rebounds Per Game	20	—	6.1
Assists Per Game	1	10	18.8				
Steals Per Game	5	79	8.9	Te-Hina Paopao	SEC	NCAA	Actual
Turnover Margin	4	59	+2.9	3-Point FG Percentage	1	1	.476
Turnovers Per Game	2	35	13.2	3FGs Made Per Game	2	48	2.4
Assist-to-Turnover Ratio	1	11	1.4	A:TO Ratio	4	27	2.3
Blocked Shots Per Game	1	1	7.9				
Bench Points Per Game	1	2	34.1	Ashlyn Watkins	SEC	NCAA	Actual
Home Attendance Avg.	1	1	16,067	Rebounds Per Game	12	215	7.0
				Blocks Per Game	2	16	2.4

No. 1 seed three times (2022, 2023, 2024) and a regional No. 1 seed eight times.

In her 24th season as a head coach, Staley has taken a team to the NCAA Tournament 18 times. She is 40-15 at the event, including a 38-9 mark at South Carolina.

Gamecocks Against the Field

This season, South Carolina faced 15 of the 68 teams in the NCAA Tournament field, three of which are also in the Albany 1 Region. The Gamecocks went 19-0 against those 15 teams, including an 11-0 mark against the seven other SEC teams in the field.

In addition to their seven league rivals in the field – Alabama, Auburn, LSU, Ole Miss, Tennessee, Texas A&M, Vanderbilt – South Carolina played non-conference games against Notre Dame (N), Maryland, South Dakota State, at North Carolina, at Duke, Utah (N), Presbyterian and UConn.

Four of those 15 teams remain in the Sweet 16 – Duke, LSU, Notre Dame and UConn – against whom South Carolina went 5-0.

Ranking Review

South Carolina sits atop both national polls again this week. It marks the 82nd time the Gamecocks have been No. 1 in the AP Poll – the fourth-most of any program in that poll's history (3rd is La. Tech, 83).

The Gamecocks have the longest active streak of weeks in the AP Top 10 at 95, beginning with the 2019-20 preseason poll. Their 226 straight appearances in the AP Poll, dating back to Dec. 10, 2012, marks the second-longest active streak in the nation and the ninth longest all-time (8th place, Notre Dame, 234).

In the USA Today/WBCA Coaches' Poll, South Carolina has been in the top 10 since claiming the No. 10 spot in the 2019-20 preseason poll.

SEC Sayings

South Carolina has been the benchmark in the SEC over the last decade, amassing eight regular-season titles since 2013-14 (11 seasons) and finishing no lower than second in that time. Since that season, the Gamecocks

have a 161-15 record (.914) in league action, including a 77-3 mark (.963) over the last five seasons (beginning 2019-20). South Carolina set a new SEC record with its 43rd-consecutive league victory with its win over Georgia on Feb. 18. The streak spans three seasons beginning on Jan. 2, 2022, with a win over Mississippi State and now stands at 47.

The Gamecocks have also had a lock on the SEC Tournament, winning eight titles since claiming their first in 2015. They became the first program to win four consecutive tournaments, claiming the crowns 2015-18.

In the last decade, three Gamecocks have been named SEC Player of the Year a combined seven times, three have collected seven SEC Defensive Player of the Year honors, two have been the league's 6th-Woman of the Year, three have been the league Freshman of the Year, one has been the SEC Scholar-Athlete of the Year, and Staley has been the Coach of the Year seven times – one shy of Pat Summitt's league-record eight selections.

Ranked Readings

Against ranked teams, South Carolina is 113-67 (.627) in the Dawn Staley era (beginning 2008-09), and even that mark is skewed by the early seasons of her tenure. Since the start of the 2014-15 campaign, the Gamecocks are 98-28 (.778) against ranked teams.

This season, South Carolina is 7-0 vs. ranked teams. Those seven are the second-most in the country and the most without a loss to an unranked opponent.

The Staley File

In her 24th season as a head coach, Dawn Staley has a .766 (608-186) winning percentage, which ranks 10th in the nation among all active head coaches and sixth among those with at least 20 years in the position.

The unanimous 2020 National Coach of the Year, Staley became the first person to win both Naismith Player of the Year and a Naismith Coach of the Year and the first Black head coach to win multiple national championships in men's or women's basketball. She has been named national coach of the year by at least one organization five times, including four in the last five seasons.

In her 16 seasons with the Gamecocks, Staley is the program's all-time winningest coach (436) with a program-record 13 postseason appearances. She accounts for all five of the Gamecocks' Final Four appearances (2015, 2017, 2021, 2022, 2023) and the first NCAA National Championships in program history (2017, 2022).

Staley won her 600th career game as a head coach with a 72-44 win over Alabama (Feb. 22, 2024), needing just 104 games to go from her 500th win (vs. Mercer, Mar. 21, 2021) to the 600th.

Staley's eight SEC regular-season championships trail only Pat Summitt's 16 in league history, and her seven SEC Coach of the Year awards trails Summitt's league record by just one. Staley's 199 SEC regular-season wins are the most among active league coaches and third all-time – behind just Summitt (Tennessee, 306) and Andy Landers (Georgia, 273). Her 12.4 SEC wins per season is the best in league history among coaches with more than three years in the league, and her .783 SEC winning percentage (199-55) is second only to Summitt (.874).

Opponent Files

South Carolina's schedule includes seven games against teams ranked at the time of the game, including five in non-conference action. Four of those games came

NATIONAL RANKINGS

Associated Press Poll (Mar. 18)

1. South Carolina	32-0
2. Iowa	29-4
3. Southern Cal	26-5
4. Texas	30-4
5. Stanford	28-5
6. UCLA	25-6
7. Ohio State	25-5
8. LSU	28-5
9. Notre Dame	26-6
10. UConn	29-5
11. NC State	27-6
12. Oregon State	24-7
13. Virginia Tech	24-7
14. Indiana	24-5
15. Kansas State	25-7
16. Gonzaga	30-3
17. Colorado	22-9
18. Oklahoma	22-9
19. Baylor	24-7
20. UNLV	30-2
21. Utah	22-10
22. Syracuse	23-7
23. Louisville	24-9
24. Creighton	25-5
25. Fairfield	31-1

USA Today/WBCA Coaches' Poll (Mar. 18)

1. South Carolina	32-0
2. Iowa	29-4
3. Southern Cal	26-5
4. Texas	30-4
5. Stanford	28-5
6. LSU	28-5
7. UConn	29-5
8. UCLA	25-6
9. Ohio State	25-5
10. Notre Dame	26-6
11. NC State	27-6
12. Virginia Tech	24-7
13. Gonzaga	30-3
14. Indiana	24-5
15. Oregon State	24-7
16. Kansas State	25-7
17. Colorado	22-9
18. Baylor	24-7
19. UNLV	30-2
20. Creighton	25-5
21. Oklahoma	22-9
22. Utah	22-10
23. Syracuse	23-7
24. Princeton	25-4
25. Louisville	24-9

in the first five weeks of the season – against #10/10 Notre Dame (W, 100-71), #14/11 Maryland (W, 114-76), at #24/24 North Carolina (W, 65-58), against #11/7 Utah (78-69). South Carolina later added wins at SEC rival #9/9 LSU (76-70), against #11/9 UConn (W, 83-65) and in the SEC Tournament final against #8/5 LSU (79-72).

The Gamecocks' schedule is ranked the 25th toughest in the nation with opponents posting a .618 winning percentage. South Carolina's NET strength of schedule is 23rd, and its average opponent NET ranking is 21st. The

IN THE STALEY ERA (16th season)

Wins

30-Win Seasons (includes 2023-24)	7
25-Win Seasons (includes 2023-24)	12
20-Win Seasons (includes 2023-24)	13
Winning Seasons (includes 2023-24)	14

National Rankings

Weeks in the AP Top 25	231
Weeks in the AP Top 10	186
Weeks in the AP Top 3	115
Weeks at AP No. 1	82

Postseason

NCAA Tournament Appearances (includes 2023-24)	12
NCAA Sweet 16s (includes 2023-24)	11
NCAA Final Fours	5
National Championships	2

In the SEC

Regular-Season Championships (includes 2023-24)	8
Regular-Season Top 3 Finishes (includes 2023-24)	12
Tournament Championships (includes 2023-24)	8

GAMECOCKS IN 2023-24 NATIONAL POLLS

Poll	Pre	11/13	11/20	11/27	12/4	12/11	12/18	12/25	1/1	1/8	1/15	1/22	1/29	2/5	2/12	2/19	2/26	3/4	3/11	3/18
Associated Press	6	1	1	1	1	1	1	1	1	1	1	1	1	1	1	1	1	1	1	1
Coaches	4	1	1	1	1	1	1	1	1	1	1	1	1	1	1	1	1	1	1	1

Gamecocks' 17 wins against NET top-50 teams are the most in the country.

Awards Season

South Carolina picked up eight recognitions when the SEC coaches' votes were tallied for postseason awards with seven-time SEC Coach of the Year Dawn Staley and SEC Defensive Player of the Year Kamilla Cardoso headlining the list. Cardoso was the lone Gamecock on the All-SEC First Team, but a trio of second-team selections – Raven Johnson, Te-Hina Paopao, Ashlyn Watkins – made it a program-record tying All-SEC haul. MiLaysia Fulwiley rounded out the group with All-Freshman honors.

Nationally, Cardoso and Paopao have collected numerous All-America accolades. Staley, meanwhile, has swept the National Coach of the Year awards announced.

Bench Mob

The quality of South Carolina's depth ranks among the best in the nation. The Gamecocks' five-woman bench is second in the nation with an SEC-best 34.1 points per game. The South Carolina bench has out-scored its opponents' starters 11 times this season, and the Gamecocks' top scorer in a game has been off the bench 12 times.

The Gamecock bench has outscored its counterparts by 22.0 points per game, including a +18.5 margin in SEC action and a +31.6 edge in the postseason (SEC and NCAA Tournaments). The group has been most dominant against ranked opponents, outpacing that group's bench by 21.9 points per game. Only two opponents have had their bench scoring outpace the Gamecocks' – by 10 at Duke (Dec. 3), by 5 vs. Georgia (Feb. 18).

All About Balance

South Carolina's success this season has been built on its balance in all aspects of the game. Ranked second in the nation with 86.3 points per game, no Gamecock is among the nation's top 250 scorers. And nine of the

10 Gamecocks on the active roster average at least 15 minutes per game.

The Gamecocks are the only team ranked among the nation's top 25 in both scoring offense (2nd, 86.3 ppg) and defense (11th, 55.4 ppg).

South Carolina is fourth in the nation in field goal percentage (.498) and first in field goal percentage defense (.317). In SEC action, the Gamecocks led the league in all four categories – 84.3 ppg, 57.9 ppg allowed – .491 field goal percentage, .334 field goal percentage allowed.

The Gamecock offense is balanced as well with 53.0 percent of points coming in the paint (45.7 ppg). The guards are scoring 53.3 percent of the points (46.0 ppg). South Carolina averages 42.4 points in the first half and 43.9 in the second.

Dime Droppers

There are few things head coach Dawn Staley likes more than the extra pass. Long preaching that the ball will find who should shoot it, she has seen this year's team bring that philosophy to life. The Gamecocks twice broke the program's Staley-era record for single-game assists and have three games of 30 assists on the season. Their .565 assist percentage is the program's highest since 2014-15 (.588).

The Gamecocks are 10th in the country with an SEC-best 18.8 assists per game and 11th in assist-to-turnover ratio at 1.4, also an SEC best. Five Gamecocks average at least two assists, including center Kamilla Cardoso's 2.1.

Raven Johnson leads the way at third in the SEC with 4.8 assists per game. Her 17 assists against Clemson (Nov.

DOUBLE-DOUBLES (29)

Kamilla Cardoso (14)			
11/6	vs. #10/10 Notre Dame	20 pts/15 rebs	
11/16	Clemson	15 pts/13 rebs	
11/20	South Dakota State	23 pts/10 rebs	
11/24	Miss. Valley State	14 pts/10 rebs	
12/3	at Duke	15 pts/14 rebs	
12/30	at East Carolina	12 pts/10 rebs	
1/4	at Florida	10 pts/15 rebs	
1/7	Mississippi State	13 pts/14 rebs	
1/15	Kentucky	12 pts/11 rebs	
1/21	at Texas A&M	17 pts/13 rebs	
2/15	at Tennessee	18 pts/10 rebs	
2/18	Georgia	16 pts/16 rebs	
3/3	Tennessee	18 pts/14 rebs	
3/24	North Carolina	12 pts/10 rebs	

Sania Feagin (1)			
3/22	Presbyterian	12 pts/10 rebs	

Raven Johnson (1)			
2/11	#11/9 UConn	10 pts/12 rebs	

Chloe Kitts (5)			
11/12	#14/11 Maryland	13 pts/10 rebs	
12/16	Presbyterian	11 pts/10 rebs	
1/21	at Texas A&M	13 pts/10 rebs	
2/25	at Kentucky	10 pts/12 rebs	
3/22	Presbyterian	21 pts/13 rebs	

Ashlyn Watkins (8)			
11/12	#14/11 Maryland	13 pts/11 rebs	
11/16	Clemson	12 pts/10 rebs	
12/16	Presbyterian	10 pts/12 rebs	
2/1	at Auburn	14 pts/15 rebs	
2/5	Ole Miss	11 pts/10 rebs	
2/15	at Tennessee	14 pts/10 rebs	
2/22	Alabama	14 pts/10 rebs	
2/29	at Arkansas	21 pts/11 rebs	

GAMES LED TEAM IN...

Scoring	2023-24	Career	Record	Rebounding	2023-24	Career	Record	Assists	2023-24	Career	Record
Kamilla Cardoso	12	27*	23-4	Kamilla Cardoso	17	44*	38-6	Raven Johnson	21	39	39-0
MiLaysia Fulwiley	11	11	11-0	Ashlyn Watkins	9	10	10-0	Te-Hina Paopao	10	52*	39-13
Te-Hina Paopao	4	25*	16-9	Chloe Kitts	7	7	7-0	Kamilla Cardoso	4	5	5-0
Bree Hall	4	7	7-0	Raven Johnson	6	6	6-0	MiLaysia Fulwiley	3	3	3-0
Chloe Kitts	3	3	3-0	Te-Hina Paopao	0	7*	3-4	Chloe Kitts	3	3	3-0
Ashlyn Watkins	2	4	4-0	Sania Feagin	0	1	1-0	Sania Feagin	1	1	1-0
Tessa Johnson	1	1	1-0	Bree Hall	0	1	1-0	Tessa Johnson	1	1	1-0
Sania Feagin	0	1	1-0	Sakima Walker	0	1*	1-0	Ashlyn Watkins	1	1	1-0
Sakima Walker	0	1*	1-0								

* indicates includes games at previous NCAA Div. I program

MISCELLANEOUS STATS

Double-Doubles	2023-24	Career	Record	10+ Points	2023-24	Career	Record	5+ Assists	2023-24	Career	Record
Kamilla Cardoso	14	30*	27-3	Kamilla Cardoso	26	70*	60-10	Raven Johnson	17	29	29-0
Ashlyn Watkins	8	10	10-0	MiLaysia Fulwiley	23	23	23-0	Te-Hina Paopao	12	37*	33-4
Chloe Kitts	5	5	5-0	Te-Hina Paopao	22	73*	58-15	Kamilla Cardoso	4	5	5-0
Sania Feagin	1	1	1-0	Ashlyn Watkins	19	26	26-0	MiLaysia Fulwiley	4	4	4-0
Raven Johnson	1	1	1-0	Chloe Kitts	18	19	19-0	Chloe Kitts	2	2	2-0
Te-Hina Paopao	0	1*	1-0	Bree Hall	15	20	20-0	Tessa Johnson	1	1	1-0
				Raven Johnson	14	17	16-1				
				Sania Feagin	10	16	16-0	5+ Blocks	2023-24	Career	Record
				Tessa Johnson	8	8	8-0	Ashlyn Watkins	5	5	5-0
				Sakima Walker	2	7*	6-1	Kamilla Cardoso	4	13*	12-1
								Sania Feagin	1	1	1-0
				10+ Rebounds	2023-24	Career	Record				
				Kamilla Cardoso	15	36*	32-4	5+ Steals	2022-23	Career	Record
				Ashlyn Watkins	9	11	11-0	Raven Johnson	3	3	3-0
				Chloe Kitts	7	7	7-0	MiLaysia Fulwiley	2	2	2-0
				Raven Johnson	2	2	2-0				
				Sania Feagin	1	1	1-0				

* indicates includes games at previous NCAA Div. I program

16) were the second-most in program history, the most by an SEC player since 2005 and the most by any NCAA Div. I player this season. She leads the SEC with a 2.8 assist-to-turnover ratio, which ranks seventh in the NCAA.

Behind Johnson, Te-Hina Paopao is ninth in the SEC with 3.7 assists per game.

Three For All

Long the Achilles heel for the Gamecocks, outside shooting has been a steady weapon for this season's team. The Gamecocks are second in the nation in accuracy, hitting 39.8 percent from 3-point range behind the efficiency of Te-Hina Paopao's 47.6 percent, which leads the nation.

South Carolina's 3-point volume has gone up as well, hitting 6.6 per game, including four games of double-digit made 3s. While the program record for made 3s per game is 9.2 set in 1993-94, the Staley era high is 5.8 in 2018-19.

Paopao's 2.4 made 3s per game are second in the SEC and include six games of at least four made 3s, including a season-high five in two games. Her 79 made 3s this season are tied for seventh in program history.

Paint Production

South Carolina has long dominated the paint, and this season's numbers have upheld that tradition. The season kicked off with 70 of the team's 100 points against #10/10 Notre Dame (Nov. 6) coming in the paint, and a total of 21 games have seen at least half the total points scored in the paint. In their game at Tennessee (Feb. 15), a season-high 72.7 percent of points were in the paint.

With 53.0 percent of their points coming in the paint, the Gamecocks are out-scoring opponents in that space 45.7 to 23.3 (+22.4) for the season, including by +21.8 points per SEC game (46.5-24.8). They are shooting 56.9 percent in the paint compared to opponents' 38.7 percent.

Last season, South Carolina averaged 43.8 points in the paint to account for 54.6 percent of its offense.

Block Party

South Carolina annually ranks among the best shot blocking teams in the country and leads the way again this season at 7.9 blocks per game – the second-ranked team averages 6.2 (Boise St).

The Gamecocks have posted the top three shot-blocking games in the nation this season, led by their school record-tying 17 against Presbyterian (Dec. 16).

The SEC's top two shot blockers – Kamilla Cardoso (2.6) and Ashlyn Watkins (2.4) – are ranked 13th and 16th in the nation, respectively.

Glass Cleaners

The Gamecocks continue to dominate the glass, ranking third in the nation with 46.5 rebounds per game. According to Her Hoop Stats, South Carolina is fourth in the nation in rebounding percentage, securing 57.8 percent of the opportunities actually rebounded.

Their offensive glass work is strong, ranking fifth in the nation in offensive rebounding percentage at .406 (Her Hoop Stats). The Gamecocks' 14.5 offensive boards have yielded 15.6 second-chance points, turning each offensive board into an average of 1.08 points. Against ranked opponents, that efficiency improves to 1.29 points per offensive board.

Three Gamecocks are among the SEC's top-20 rebounders, led by Kamilla Cardoso's 9.5 average, which ranks sixth in the SEC. Ashlyn Watkins stands 12th in the league with 7.0 rebounds per game, and Chloe Kitts is 19th with a 6.1 average.

Cardoso's 3.6 offensive boards per game are third in the SEC, and she scores on 41.3 percent of those rebounds. Her 4.1 offensive boards per league game also ranked third. Watkins grabs 2.7 offensive boards per game (10th), including 2.6 per SEC outing (10th).

Quarter Breakdown

South Carolina's defense has held an opponent to single digits in a quarter 34 times this season. The Gamecocks have out-scored their opponent by 15 or more points in a quarter 28 times. The scoring differential is largest in the second quarter (+8.8).

Here's a more detailed look at the quarter-by-quarter production for the Gamecocks this season:

Qtr.	SC-Opp Avg. Pts Margin	Avg. Pts	SC-Opp Avg. Reb	Avg. Reb. Margin
1	21.1-13.6	+7.5	11.7-8.6	+3.1
2	21.2-12.5	+8.8	11.6-8.5	+3.1
3	23.3-15.8	+7.5	11.6-8.6	+3.1
4	20.6-13.5	+7.1	11.6-8.3	+3.3

The Gamecocks tied the program record for most points in a quarter, posting 37 in the third quarter against

TEAM SPECIALTY STATS					
South Carolina-Opponent					
	Pts. in Paint	Pts. Off TOs	2nd Chance Pts	Fast Break Pts	
11/6 vs. ND	70-22	26-15	15-11	30-10	
11/2 MD	56-30	23-4	28-8	26-2	
11/16 Clem.	64-20	28-6	20-4	29-3	
11/20 SDSU	52-28	22-4	22-17	31-0	
11/24 MVSU	72-8	20-5	26-4	45-2	
11/30 at NC	20-24	7-7	12-6	6-5	
12/3 at DU	32-22	19-15	17-7	12-18	
12/6 Mor. St.	50-10	27-11	13-4	37-6	
12/10 vs. Utah	44-46	18-11	17-6	9-5	
12/16 Presby.	48-12	28-2	23-9	24-2	
12/19 at BGSU	48-16	21-10	7-4	15-5	
12/30 at ECU	36-14	15-5	18-4	26-11	
1/4 at FL	56-26	12-13	6-15	19-6	
1/7 Miss St	40-40	11-11	15-16	17-13	
1/11 at MO	44-18	24-10	15-2	11-2	
1/15 KY	54-14	34-0	17-5	28-6	
1/21 at TAM	56-20	18-17	9-6	8-4	
1/25 at LSU	46-40	14-15	14-13	13-4	
1/28 Vandy	48-28	14-2	19-12	12-12	
2/1 at AU	46-22	28-12	12-8	17-8	
2/4 OM	50-26	17-2	19-6	18-9	
2/8 MO	44-8	28-0	11-8	26-3	
2/11 CT	34-22	17-10	15-14	19-9	
2/15 at TN	48-30	13-8	17-6	16-8	
2/18 GA	32-28	23-19	12-9	15-7	
2/22 Ala.	34-22	12-9	12-10	10-19	
2/25 at KY	52-24	32-10	6-7	17-4	
2/29 at Ark.	56-22	15-8	17-2	14-7	
3/3 TN	38-28	13-7	14-15	19-13	
3/8 vs. TAM	44-28	15-16	14-11	8-4	
3/9 vs. TN	42-24	14-18	18-8	10-3	
3/10 vs. LSU	28-30	22-9	11-12	17-9	
3/22 Presby.	32-22	18-4	18-3	43-8	
3/24 UNC	38-18	19-14	21-5	23-4	
Season Avg	45.7-23.3	19.6-9.1	15.6-8.1	18.7-6.6	
SEC Avg	46.5-24.8	19.3-8.9	13.4-8.8	16.3-7.8	
Postseason Avg	36.8-24.4	17.6-12.2	16.4-7.8	13.6-4.0	

STARTERS VS. BENCH				
	SC Starters	Opp. Starters	SC Bench	Opp. Bench
11/6 vs. ND	59	59	41	12
11/2 MD	59	56	55	20
11/16 Clem.	55	27	54	13
11/20 SDSU	62	36	16	2
11/24 MVSU	52	13	49	6
11/30 at NC	55	58	10	0
12/3 at DU	65	39	12	22
12/6 Mor. St.	44	27	60	11
12/10 vs. Utah	52	67	26	2
12/16 Presby.	57	17	42	12
12/19 at BGSU	67	29	26	33
12/30 at ECU	37	21	36	15
1/4 at FL	63	33	26	33
1/7 Miss St	59	53	26	13
1/11 at MO	55	47	26	10
1/15 KY	53	17	45	19
1/21 at TAM	54	54	45	10
1/25 at LSU	60	66	16	4
1/28 Vandy	55	48	36	26
2/1 at AU	42	41	34	13
2/4 OM	54	40	31	14
2/8 MO	43	31	40	14
2/11 CT	64	62	19	2
2/15 at TN	37	48	29	7
2/18 GA	61	42	9	14
2/22 Ala.	41	44	31	0
2/25 at KY	61	30	42	25
2/29 at Ark.	34	55	64	6
3/3 TN	59	57	17	11
3/8 vs. TAM	44	56	35	12
3/9 vs. TN	41	62	33	11
3/10 vs. LSU	44	64	35	8
3/22 Presby.	48	31	43	8
3/24 UNC	37	41	51	0
Season Avg	52.1	43.3	34.1	12.1
SEC Avg	51.9	44.1	32.3	13.8
Postseason Avg	42.8	50.8	39.4	7.8

2023-24 SCORING DIFFERENTIALS	
All Games	
Largest lead in a win	by 82 (101-19), 4th-0:49, vs. MVSU, 11/24
Largest deficit overcome to win	by 11 (30-41), 2nd-1:22, at #9/9 LSU, 1/25
	by 11 (23-12), 2nd-8:27, at #24/24 North Carolina, 11/30
Best Scoring Run	28 points, 2nd-5:19 vs. Clemson, 11/16
Best Scoring Run Against	11 points, 3rd-9:23, Georgia, 2/18
Most Lead Changes	14 at Tennessee, 2/15
Most Times Tied	11 at Tennessee, 2/15
vs. Ranked Opponent	
Largest lead in a win	by 39 (114-75), 4th-0:34 vs. @14/11 Maryland, 11/12
Largest deficit overcome to win	by 11 (30-41), 2nd-1:22, at #9/9 LSU, 1/25
	by 11 (21-10), 2nd-9:35, at #24/24 North Carolina, 11/30
Best Scoring Run	12 points, 4th-6:36, vs. #14/11 Maryland, 11/12
Best Scoring Run Against	9 points, 2x, 3rd-1:13 vs. #8/5 LSU, 3/10; 1st-2:06, at #9/9 LSU, 1/25
Most Lead Changes	12 vs. #14/11 Maryland, 11/12
Most Times Tied	7 vs. #14/11 Maryland, 11/12

#14/11 Maryland (Nov. 12). They have scored at least 30 points in seven other quarters this season.

Individually, seven Gamecocks have scored double digits in a single quarter – MiLaysia Fulwiley (4), Te-Hina Paopao (4), Kamilla Cardoso (3), Sania Feagin (1), Bree Hall (1), Raven Johnson (1), Sakima Walker (1). The top single-quarter individual scoring this season is 13 points, which has happened three times – by Cardoso in the third vs. #10/10 Notre Dame (Nov. 6), by Fulwiley in the second at Texas A&M (Jan. 21) and by Cardoso in the third vs. Vanderbilt (Jan. 28).

Ain't Life Grand

South Carolina posted the program's 1,000th win in style with its 76-70 win over #9/9 LSU (Jan. 25) in front of a sold out crowd at the Tigers' Pete Maravich Center and an ESPN audience that reached 1.55 million to be the night's most watched sporting event on television, eclipsing that night's NBA game.

A pair of Gamecocks also hit the 1,000 career points mark this season in transfers Kamilla Cardoso (Dec. 29) and Te-Hina Paopao (Nov. 16). South Carolina has had at least one 1,000-point scorer in their roster in nine of the last 10 seasons – just the 2020-21 roster lacked one. Of those nine rosters, six included multiple Gamecocks to have reached the mark. The 2016-17 National Championship team featured four Gamecocks who had achieved the milestone – Aja Wilson and Alaina Coates both hit the mark as Gamecocks while Kaela Davis and Allisha Gray had done so prior to joining South Carolina.

Vamos Kamilla!

From ACC Freshman of the Year in 2021 to SEC Sixth Woman of the Year in 2023 to 2024 SEC Defensive Player of the Year, All-American and First-Team All-SEC selection, South Carolina senior Kamilla Cardoso is a dominant player on both ends of the court.

Among players averaging 15.0 minutes on the season, Cardoso is eighth in the nation and third in the SEC with a 71.2 player defensive rating, and leads the SEC (21st in nation) in offensive rating (127.5) per Her Hoop Stats.

A finalist for the Lisa Leslie Award and Naismith Defensive Player of the Year, Cardoso was the SEC and USBWA National Player of the Week in the opening week of the season after leading South Carolina to a pair of top-15 victories that propelled the Gamecocks back to the No. 1 ranking they possessed every week of the previous two seasons. She picked up a second USBWA National Player of the Week award on Dec. 5 after the Gamecocks' Tobacco Road sweep at #24/24 North Carolina and at Duke, a third following the win at #9/9 LSU and a fourth after leading a pair of comebacks at Tennessee and against Georgia.

Cardoso ranks 13th in the nation in blocks (2.6) and 18th in field goal percentage (.584). She has 13 games of at least three blocks and has shot at least 50.0 percent from the field 22 times, including five games over 70.0 percent.

On the season, Cardoso's 13.9 points per game are 18th in the SEC with her 9.5 rebounding average coming in sixth. Her field goal percentage and blocks lead the league.

Additionally, Cardoso's vision out of the post has her handing out 2.1 assists per game this season, which ranks fourth on the team.

Cardoso missed two games to play with her national team in FIBA Olympic Qualifying, where she earned a spot on the tournament's All-Star 5 behind 15.3 points and a tournament-best 11.0 rebounds per game. Over the summer, she was MVP of the 2023 FIBA AmeriCup after helping Brazil to a gold medal.

Pao-erful Impact

Senior transfer Te-Hina Paopao, who earned All-America status and a spot on the All-SEC Second Team this season, is often mentioned by her teammates as a

leader, despite her summer arrival to the program. The three-time All-Pac-12 selection illustrated that leadership beautifully in the season opener against #10/10 Notre Dame (Nov. 6). As the starter with the most experience at the position, the steady guard led the way in the opening 10 minutes with seven points on 3-of-4 shooting, two assists and two steals to keep the Gamecocks within a point at the end of the period.

That steady hand has not wavered since, and Paopao is third on the team in scoring (11.2 ppg) and second in assists at 3.7 per game, which ranks ninth in the SEC. Among players averaging at least 15 minutes played, she is second in the SEC and 26th in the nation with a 125.5 player offensive rating (Her Hoop Stats).

Paopao also continues to burnish her reputation as a 3-point shooter, leading the nation at 47.6 percent accuracy and is second in the SEC with 2.4 made per game.

She has shot at least 50.0 from 3-point range in 20 games this season, including a pair of 4-of-5 (.800) outings – against Clemson (Nov. 16), at Florida (Jan. 4). She has made at least three 3s 12 times, including a Gamecock season-high five twice – UConn (Feb. 11), Georgia (Feb. 18).

Paopao was named MVP of the Gamecocks' win over #11/7 Utah (Dec. 10) after her third 3-pointer of the game turned back a Utah rally midway through the fourth quarter.

In all, Paopao's fingerprints are on 20.1 points per game (23.2 percent of team's offense) with teammates scoring 8.8 points per game off her assists in addition to her 11.2 points per game. That total impact number rises to 25.7 ppg against ranked teams (29.9 percent).

That's So Raven

Sophomore Raven Johnson's self-proclaimed "revenge tour" is leaving little doubt that she should be part of any conversation about the best point guards in the country and earned her a spot on the All-SEC Second Team. Without losing the instincts and court vision Staley has always loved, Johnson has added her own offensive efficiency to the Gamecocks' high-octane offense.

Johnson is third in the SEC with 4.8 assists per game and leads the league with a 2.9 assist-to-turnover ratio, which is seventh in the country. In SEC action, she handed out 4.3 assists per game with a 2.7 assist-to-turnover ratio that ranked second. She has handed out five or more assists 17 times this season and had more than two turnovers just 10 times, including eight turnover-free games.

Johnson's 17 assists against Clemson (Nov. 16) were the most by an SEC player since 2005, the second-most in program history – missing the record by one – and the most in the NCAA this season.

Beyond her assists, Johnson has nearly doubled her scoring from last season with 8.0 points per game this season on a career-best 45.2 percent shooting, which includes 32.3 percent from 3-point range.

Johnson has put her mark on the Gamecock defense as well, ranking eighth in the SEC with 2.1 steals per game, which includes 10 games of at least three steals. She is also a strong rebounding guard, leading the backcourt with 5.3 boards per game, including a pair of double-digit rebound games (12 vs. #11/9 UConn, 15 at Tennessee). She has been the Gamecocks' top rebounder in six games, trailing just Cardoso (15) and Watkins (8). Johnson was the Gamecocks' top rebounder at the SEC Tournament, pulling down 6.0 per game en route to the title.

Easy, Breezy, Beautiful

Junior Bree Hall has been lauded by former teammates and some of the best to play at South Carolina in the Staley era for the way she trusted the process for two seasons and stepped into the waiting spotlight this season to reap the rewards of her behind-the-scenes work.

Hall started the season with her usual solid defense, but the emergence of her fully developed offensive game during the Gamecocks' Tobacco Road sweep at #24/24 North Carolina (Nov. 30) and at Duke (Dec. 3) illustrated the complete, confident player she has become, including hitting shots in the biggest moments of the tightest games.

On Tobacco Road, it wasn't just Hall's team-best 14.0 points per game on 69.2 percent shooting in hostile environs. It was her 6-of-8 3-point shooting that included a win-sealing three in the fourth quarter of each game. It was also her defense in the final period that held UNC's top scorer Deja Kelly without a field goal and helped limit Duke's hot-shooting Reigan Richardson to just 1-of-5 shooting in the game-deciding fourth quarter.

Hall also delivered big in the fourth-quarter comeback at #9/9 LSU (Jan. 25), posting eight points, three rebounds and a timely block in the final 10 minutes. Her back-to-back threes twice broke the tie in the final three minutes as she delivered six of the team's final nine points.

In the SEC Tournament title game, #8/5 LSU (Mar. 10) pulled within a point with 4:36 to play. Hall, who had just checked back in, scored four of the next six points in the Gamecocks' 8-0 run over the next two minutes.

On the season, Hall averages 9.5 points on a career-best 45.2 percent shooting. In SEC games, her scoring rose to 10.7 points per game on 47.9 percent shooting, including 43.4 percent accuracy from 3-point range.

CK Obsession

Sophomore Chloe Kitts has capitalized on her early enrollment (Jan. 2023) and individual training as she prepared for the 2023 FIBA U19 World Cup, at which she helped the U.S. to gold. All of which made her physically stronger and honed her skills.

The combination helped Kitts earn a starting spot on opening day this season, and she has proven what Staley

2023-24 ROSTER

No.	Name	Pos.	Ht.	Yr.	Hometown/Last School
0	Te-Hina Paopao	G	5-9	Sr.	Oceanside, Calif./Oregon
2	Ashlyn Watkins	F	6-3	So.	Columbia, S.C./Cardinal Newman
5	Tessa Johnson	G	6-0	Fr.	Albertville, Minn./Saint Michael Albertville
10	Kamilla Cardoso	C	6-7	Sr.	Montes Claros, Brazil/Syracuse
12	MiLaysia Fulwiley	G	5-10	Fr.	Columbia, S.C./W.J. Keenan
15	Adhel Tac	F	6-5	Fr.	Grand Prairie, Texas/South Grand Prairie
20	Sania Feagin	F	6-3	Jr.	Ellenwood, Ga./Forest Park
21	Chloe Kitts	F	6-2	So.	Oviedo, Fla./DME Academy
23	Bree Hall	G	6-0	Jr.	Dayton, Ohio/Wayne
24	Sahnja Jah	F	6-0	Fr.	Montverde, Fla./Montverde Academy
25	Raven Johnson	G	5-9	So.	Atlanta, Ga./Westlake
35	Sakima Walker	C	6-5	Sr.	Columbus, Ohio / Northwest Florida State

Head Coach: Dawn Staley

Assoc. Head Coach: Lisa Boyer; **Assistant Coaches:** Jollette Law, Winston Gandy, Mary Wooley, Khadijah Sessions

always saw in the young 6-foot-2 forward – physicality, basketball IQ and tenacity.

Kitts has scored in double figures 18 times, led by a pair of 20-point games (21 at Bowling Green, Dec. 19; 21 vs. Presbyterian, Mar. 22), and has five double-doubles, including two in SEC play.

She earned her first career double-double against #14/11 Maryland (Nov. 12). Those 13 points and 10 rebounds came in just 21 minutes on the court, and she powered home eight of her 13 points in just six minutes of the second quarter to guide the Gamecocks to a 12-point halftime lead.

The talented forward came up big at #24/24 North Carolina (Nov. 30) with 11 second-half points, highlighted by clutch mid-range jumpers and 3-of-4 free throw shooting that included a pair of makes that made it a two-possession game with 24 seconds left. Her nine first-quarter points at #9/9 LSU (Jan. 25) were half the Gamecocks' total in the period and came on 4-of-4 shooting.

On the season, Kitts averages 9.5 points and 6.1 rebounds, which rank 19th in the SEC. Through two NCAA Tournament games coming off the bench, she is second on the team in scoring at 16.5 points per game on a sterling 92.9 percent shooting (13-of-14).

Ashlyn SWatkins

While Ashlyn Watkins' athleticism has never been in question – she became the first Gamecock to dunk in a game last season at Clemson and the first to do it at Colonial Life Arena this season against Kentucky – the sophomore has brought all sides of her game together to earned a spot on the All-SEC Second Team this season.

Watkins' season averages include 9.6 points and 7.0 rebounds, which rank 12th in the SEC. Defensively, the sophomore forward is 16th in the nation with 2.4 blocks per game. According to Her Hoop Stats, she leads the nation (among players averaging at least 15 minutes played) in player defensive rating (66.3).

In SEC action, Watkins was ninth in rebounding at 7.5 per game and third in blocks per league game at 2.1.

Watkins has eight double-doubles and at least three blocks in 16 games, including a career-high six blocks against Presbyterian (Dec. 16) and at Florida (Jan. 4).

Her poise late at #24/24 North Carolina (Nov. 30) helped deliver the win with her six fourth-quarter points capped by a pair of free throws with 14 seconds left.

Watkins made her first career start at Auburn (Feb. 1) and truly illustrated how far she has come, turning in 14 points, 15 rebounds, five blocks and three steals in 31 minutes of action, including six rebounds and two steals in the first quarter as the Gamecock offense struggled.

Against #11/9 UConn (Feb. 11), Watkins stuffed the stat sheet with 15 points, nine rebounds, three blocks, three assists and two steals.

The Full-wiley

SEC All-Freshman Team guard MiLaysia Fulwiley arrived on her hometown campus with fanfare befitting her high school highlight reel and her No. 13 ranking in the recruiting class. Often soft-spoken off the court, her game shouts from the rooftops in support of Staley calling her a "generational player" who can do things with a basketball no one else can do. Her creativity on the court keeps fans glued to their seats regardless of the score.

On the biggest stage for her college debut in Paris, Fulwiley dazzled international fans and NBA legends alike with the style in her 17 points, six assists and six steals against #10/10 Notre Dame (Nov. 6). Columbia anxiously awaited her home debut, which was a 12-point, 2-assist, 2-block, 2-steal effort in just 15 minutes against #14/11 Maryland (Nov. 12). Four days later, she needed just 16 minutes to put on a highlight-reel near double-double, torching rival Clemson for 18 points, nine rebounds and three assists.

Fulwiley became the first freshman to earn SEC Tournament MVP honors since 2006 (Candace Parker) when her 24-point championship game performance against #8/5 LSU helped lead the Gamecocks to their eighth title. She continued that momentum into the NCAA Tournament, during which she leads the team with 18.5 points per game on 53.8 percent shooting.

On the season, Fulwiley is second on the team in scoring at 12.2 points per game on 45.2 percent shooting and averages 2.2 assists. She has led the team or tied for the team lead in scoring 11 times.

In SEC action, Fulwiley built game by game, peaking at a season-best 21 points at Texas A&M on 8-of-12 shooting (.667), including three 3-pointers, in just shy of 20 minutes on the court. She averaged 11.6 points in league play on 43.0 percent shooting.

Everybody's All-American

The Gamecocks' 11-woman roster includes eight McDonald's All-Americans – Kamilla Cardoso, Sania Feagin, MiLaysia Fulwiley, Bree Hall, Raven Johnson, Tessa Johnson, Te-Hina Paopao and Ashlyn Watkins.

At South Carolina, Staley has coached 23 McDonald's All-Americans, including 18 who joined the Gamecocks as freshmen. Two more will soon join the list as both 2024 signees earned the honor this season – Joyce Edwards, Madisen McDaniel.

Signing Class

South Carolina continues to shine on the recruiting trail, landing a trio of five-star prospects (including Tac) that had ESPN ranking it the No. 2 class in the nation after the early signing period. Dawn Staley's staff has proven it can both keep top players at home and draw from the best players across the nation.

Joyce Edwards

(6-2 - F - Camden, S.C./Camden)

- #2 overall
- 2024 McDonald's All-American
- 2024 Naismith 1st-team All-America
- 2023 USA Today HS Sports National Athlete of the Year
- 3x SCBCA 3A Player of the Year
- 2x South Carolina Gatorade Player of the Year
- 2x 3A State Championship (2023, 2024)

Madison McDaniel

(5-9 - G - Upper Marlboro, Md./Bishop McNamara)

- #12 overall
- 2024 McDonald's All-American
- 2024 Naismith Honorable Mention All-America
- 2023 Washington Catholic Athletic Conference Player of the Year
- 2023 MaxPreps Maryland Player of the Year

Already Adhel

For the second time in as many seasons, one of the Gamecocks' top signees chose to enroll early with the January arrival of Adhel Tac (Grand Prairie, Texas/South Grand Prairie). The No. 26 player in the Class of 2024, Tac suffered a left knee injury in early her senior season, leading to her decision to join the Gamecocks ahead of schedule. She had a procedure to repair that injury on Feb. 2. At this time, there is not an estimated date for her return to the court.

Ranked as high as No. 12 in the country before sitting out the 2022-23 season with an injury, Tac had returned to the court over the summer before the second injury derailed her final high school campaign. As a sophomore in 2021-22, she poured in 14.1 points and 8.8 rebounds per game to help lead South Grand Prairie to a Class 6A state runner-up finish.

WNBA Pipeline

With 10 alumnae playing in the WNBA in 2023, South Carolina had the third-most players in the league of any college program.

Since the first Staley-trained Gamecock was drafted in 2015 (Aleighsa Welch), a total of 14 South Carolina players have been taken in the WNBA Draft. Ten of those went in the first round, including two No. 1 overall picks.

With five players taken in the 2023 WNBA Draft, South Carolina joined Notre Dame (2019) and Tennessee (2008, 1999) as the only programs to have at least that many players taken in a single draft. Three of those five picks were in the first round, making South Carolina one of just seven programs to hit that benchmark.

In proof Staley sends players to the league ready, five Gamecocks have earned All-Rookie Team honors, including three WNBA Rookies of the Year – Allisha Gray (2017), Aja Wilson (2018), Aliyah Boston (2023).

Gamecock alum Aja Wilson has risen to become the face of the WNBA. The two-time league MVP (2020, 2022), two-time Defensive Player of the Year (2022, 2023) and five-time All-Star led her Las Vegas Aces to back-to-back WNBA Championships (2022, 2023). Wilson's former AAU and South Carolina teammate Alaina Coates joined her on the 2023 title team.

THIS SEASON'S THEME: LOVE

The LOVE theme has many meanings, all of which are rooted in loving the game of women's basketball.

For the team, loving basketball is more than loving the wins and the trophies and the cheers from fans. That's just one side of the relationship. The pursuit of those means also loving the commitment and the sacrifice and the discipline required to get better every day, and it even means loving the doubt and criticism of others.

For the FAMS – the program's loyal fanbase – loving basketball means investing their time and money, it means saving their vacation days to come to games, and it means pouring their energy into the program's success. In return, Gamecock FAMS are part of a community that puts aside all other differences to share their love of the game and of being such an integral part of Staley's program.

SOUTH CAROLINA'S RECORD WHEN ...

	vs. Ranked	SEC	Post Season	All
Record	7-0	16-0	5-0	34-0
Playing a ranked opponent	7-0	1-0	1-0	7-0
Playing at home	1-0	8-0	2-0	17-0
Playing on the road	2-0	8-0		12-0
Playing at neutral site	3-0		3-0	5-0
Leading at half	5-0	13-0	5-0	30-0
Trailing at half	2-0	3-0		4-0
Tied at half				0-0
Playing an overtime game				0-0
0 players score in double figures				0-0
1 player scores in double figures				0-0
2 players score in double figures	1-0	1-0	1-0	2-0
3 players score in double figures		1-0	2-0	5-0
4 players score in double figures	3-0	4-0		9-0
5 players score in double figures	2-0	7-0	2-0	11-0
More than 5 players in double figures	1-0	3-0		9-0
Starters out-score opponent's starters	1-0	12-0	1-0	23-0
Opponent's starters score equal/more	5-0	4-0	4-0	11-0
Bench out-scores opponent's bench	7-0	14-0	5-0	30-0
Opponent's bench scores equal/more		2-0		4-0
Shooting 60% or better		3-0		4-0
Shooting between 50-59%	3-0	4-0	2-0	14-0
Shooting between 40-49%	3-0	7-0	3-0	13-0
Shooting between 30-39%	1-0	2-0		3-0
Shooting less than 30%				0-0
Opponent shoots 50% or better				0-0
Opponent shoots between 40-49%	3-0	2-0	1-0	5-0
Opponent shoots between 30-39%	4-0	11-0	2-0	18-0
Opponent shoots between 20-29%		3-0	2-0	8-0
Opponent shoots less than 20%				3-0
Shooting better than opponent	7-0	15-0	5-0	33-0
Shooting worse than/equal to opponent		1-0		1-0
Having more FTs made than opponent	3-0	12-0	3-0	26-0
Having equal/fewer FTs made than opponent	2-0	4-0	2-0	8-0
Out-rebounding opponent	4-0	16-0	4-0	32-0
Having equal/fewer rebounds than opponent	2-0		1-0	2-0
Having fewer TOs than opponent	4-0	11-0	4-0	25-0
Having equal or more TOs than opponent	3-0	5-0	1-0	9-0
Attempting more FT than 3FG	3-0	8-0	1-0	17-0
Attempting equal/fewer FT than 3FG	4-0	8-0	4-0	17-0
Making 5 or more 3FGs	7-0	12-0	3-0	27-0
Making fewer than 5 3FGs		4-0	2-0	7-0
Making no 3 FGs				1-0
Attempting 15 or more 3FGs	6-0	10-0	4-0	24-0
Attempting fewer than 15 3FGs	1-0	6-0	1-0	10-0
No South Carolina players foul out	5-0	13-0	5-0	28-0
One or more SC players foul out	2-0	3-0		6-0
No opposing players foul out	4-0	12-0	4-0	24-0
One or more opposing players foul out	3-0	4-0	1-0	10-0

	vs. Ranked	SEC	Post Season	All
Assist at least half of field goals made	3-0	11-0	4-0	23-0
Assist on at least 2/3 of field goals made	2-0	2-0	1-0	7-0
Assist on less than half of field goals made	4-0	5-0	1-0	11-0
Scoring more pts. in paint than opponent	4-0	15-0	4-0	30-0
Scoring equal/fewer pts. in paint than opp.	3-0	1-0	1-0	4-0
Scoring more pts. off TOs than opponent	4-0	13-0	3-0	28-0
Scoring equal/fewer pts. off TOs than opp.	2-0	3-0	2-0	6-0
Scoring more 2nd-chance pts.	6-0	12-0	4-0	29-0
Scoring equal/fewer 2nd-chance pts.	1-0	4-0	1-0	5-0
Scoring more fast break pts.	7-0	14-0	5-0	31-0
Scoring equal/fewer fast break pts.		2-0		3-0
Wearing primary white uniforms	3-0	8-0	3-0	17-0
Wearing secondary (Cocky) white uniforms	2-0		2-0	5-0
Wearing black uniforms	2-0	7-0		10-0
Wearing garnet uniforms		1-0		2-0
Playing in November	3-0			6-0
Playing in December	1-0			6-0
Playing in January	1-0	7-0		7-0
Playing in February	1-0	8-0		9-0
Playing in March	1-0	1-0	5-0	6-0
Playing in April				0-0
Playing during the day	4-0	6-0	5-0	19-0
Playing at night	3-0	10-0		15-0
Playing on Sunday	3-0	7-0	2-0	13-0
Playing on Monday	1-0	1-0		3-0
Playing on Tuesday				1-0
Playing on Wednesday				1-0
Playing on Thursday	2-0	8-0		10-0
Playing on Friday			2-0	3-0
Playing on Saturday			1-0	3-0
Margin is less than 5 pts.			1-0	1-0
Margin is between 5-9 pts.	4-0	2-0	1-0	5-0
Margin is between 10-19 pts.	1-0	4-0	1-0	7-0
Margin is between 20-29 pts.	1-0	5-0		6-0
Margin is between 30-39 pts.	1-0	3-0		6-0
Margin is between 40-49 pts.		1-0	1-0	3-0
Margin is 50 pts. or more		1-0	1-0	6-0
Having a 20-pt. scorer	2-0	4-0	3-0	11-0
Having a 30-pt. scorer				0-0
Scoring 49 points or less				0-0
Scoring 50-59 points				0-0
Scoring 60-69 points	1-0	1-0		2-0
Scoring 70-79 points	3-0	5-0	3-0	12-0
Scoring 80-89 points	1-0	5-0	1-0	7-0
Scoring 90-99 points		4-0	1-0	7-0
Scoring 100 points or more	2-0	1-0		6-0
Opponent scores 39 points or less		1-0	1-0	7-0
Opponent scores 40-49 points		2-0	1-0	4-0
Opponent scores 50-59 points	1-0	6-0		7-0
Opponent scores 60-69 points	2-0	5-0	1-0	10-0
Opponent scores 70-79 points	4-0	2-0	2-0	6-0
Opponent scores 80-89 points				0-0
Opponent scores 90-99 points				0-0
Opponent scores 100 points or more				0-0

2023-24 TEAM HIGH/LOW — ALL GAMES

South Carolina Highs	South Carolina Lows	Category	Opponent Lows	Opponent Highs
114 vs. Maryland, 11/12	65 at North Carolina, 11/30	Points in Game	19, MVSU, 11/24	76, Maryland, 11/12
66 vs. Maryland, 11/12*	25 at Tennessee, 2/15 (1st)	Points in a Half	7, MVSU (2nd), 11/24	50, vs. Tennessee, 3/9 (2nd)
37 vs. Maryland (4th), 11/12*	10 at Tennessee, 2/15 (2nd)	Points in a Quarter	2, Presbyterian (4th), 3/22	26, vs. Texas A&M, 3/8 (3rd)
	10 at North Carolina, 11/30 (1st)			
44 vs. Clemson, 11/16*	22 at North Carolina, 11/30	Field Goals Made	8, MVSU, 11/24	30, at LSU, 1/25
83 vs. Clemson, 11/16*	52 at Duke, 12/3	Field Goal Attempts	55, at Bowling Green, 12/19	79, at Florida, 1/4
83 vs. Notre Dame 11/6*				
.683 (41-630) vs. Morgan St., 12/6	.333 (27-81) vs. Tennessee, 3/3	FG Percentage	.119 (8-67), MVSU, 11/24	.452 (28-62) vs. Utah, 12/10
12 vs. Maryland, 11/12	0 vs. South Dakota St., 11/20	3-Point FG Made	1, MVSU, 11/24	11, at Bowling Green, 12/19
				11, at Duke, 12/3
27 vs. Georgia, 2/18	8 vs. Texas A&M, 3/8	3-Point FG Attempts	7, Ole Miss, 2/4	41, at Arkansas, 2/29
.667 (8-12) at Kentucky, 2/25	.000 (0-12) vs. SDSU, 11/20	3-Point FG Percentage	.053 (1-19), MVSU, 11/24	.455 (10-22), Maryland, 11/12
27 vs. Ole Miss, 2/4	7 vs. Missouri, 2/8	Free Throws Made	2, Presbyterian, 3/22	19, vs. Tennessee, 3/9
	7 at LSU, 1/25		2, Kentucky, 1/15	
	7 at Missouri, 1/11		2, at Duke, 12/3	
			2, MVSU, 11/24	
			2, South Dakota St., 11/20	
42 vs. Ole Miss, 2/4	8 at Missouri, 1/11	Free Throw Attempts	2, at Duke, 12/3	24, vs. Tennessee, 3/9
.906 (19-21) at Kentucky, 2/25	.500 (8-16) at Tennessee, 2/15	FT Percentage	.250 (2-8), MVSU, 11/24	.923 (12-13), Vanderbilt, 1/28
73 vs. Clemson, 11/16	36 at Bowling Green, 12/19	Rebounds	21, at Arkansas, 2/29	45, Alabama, 2/22
			21, Morgan St., 12/6	45, at North Carolina, 11/30
30 at Kentucky, 2/25*	8 at North Carolina, 11/30	Assists	3, at ECU, 12/30	17, at LSU, 1/25
30 vs. Clemson, 11/16*				
30 vs. Maryland, 11/12*				
15 vs. South Dakota St., 11/20	1 vs. Texas A&M, 3/8	Steals	2, Tennessee, 3/3	14, Georgia, 2/18
			2, at Missouri, 1/11	
17 vs. Presbyterian, 12/16*	1 at Arkansas, 2/29	Blocked Shots	0, Presbyterian, 3/22	9, at Auburn, 2/1
			0, at Kentucky, 2/25	
			0, Presbyterian, 12/16	
			0, Morgan St., 12/6	
24 vs. Texas A&M, 3/8	6 vs. Vanderbilt, 1/28	Turnovers	9, Vanderbilt, 1/28	24, Kentucky, 1/15
			9, at Texas A&M, 1/21	
21 at Texas A&M, 1/21	6 vs. Presbyterian, 12/16	Fouls	11, Presbyterian, 3/22	31, Ole Miss, 2/4
	6 at Duke, 12/3		11, UConn, 2/11	

* indicates program record; ^ indicates Staley-era program record

2023-24 TEAM HIGH/LOW — SEC GAMES

South Carolina Highs	South Carolina Lows	Category	Opponent Lows	Opponent Highs
103 at Kentucky, 2/25	66 at Tennessee, 2/15	Points in Game	36, Kentucky, 1/15	74, Vanderbilt, 1/28
61 at Kentucky, 2/25(2nd)	25 at Tennessee, 2/15 (1st)	Points in a Half	11, Alabama, 2/22 (1st)	44, Vanderbilt, 1/28 (2nd)
33 vs. Kentucky, 1/15 (3rd)	10 at Tennessee, 2/15 (2nd)	Points in a Quarter	4, Kentucky, 1/15 (4th)	25, Vanderbilt, 1/28 (4th)
40 at Arkansas, 2/29	25 vs. Alabama, 2/22	Field Goals Made	15, Alabama, 2/22	30, at LSU, 1/25
40 vs. Kentucky, 1/15	25 vs. Georgia, 2/18	Field Goal Attempts	15, Kentucky, 1/15	
81 vs. Tennessee, 3/3	58 vs. Ole Miss, 2/4	Field Goal Attempts	53, Missouri, 2/8	79, at Florida, 1/4
.672 (39-58) at Texas A&M, 1/21	.333 (27-81) vs. Tennessee, 3/3	FG Percentage	.221 (15-68), Alabama, 2/22	.448 (30-67), at LSU, 1/25
10 vs. Kentucky, 1/15	2 at Tennessee, 2/15	3-Point FG Made	2, at Tennessee, 2/15	10, at Missouri, 1/11
	2 vs. Ole Miss, 2/4		2, Ole Miss, 2/4	
27 vs. Georgia, 2/18	9 at Tennessee, 2/15	3-Point FG Attempts	7, Ole Miss, 2/4	41, at Arkansas, 2/29
.667 (8-12) at Kentucky, 2/25	.200 (2-10) vs. Ole Miss, 2/4	3-Point FG Percentage	.118 (2-17) at Tennessee, 2/15	.400 (10-25), at Missouri, 1/11
27 vs. Ole Miss, 2/4	7 vs. Missouri, 2/8	Free Throws Made	2, Kentucky, 1/15	17, at Texas A&M, 1/21
	7 at LSU, 1/25			
	7 at Missouri, 1/11			
42 vs. Ole Miss, 2/4	8 at Missouri, 1/11	Free Throw Attempts	6, Kentucky, 1/15	22, Tennessee, 3/3
.906 (19-21) at Kentucky, 2/25	.500 (8-16) at Tennessee, 2/15	FT Percentage	.333 (2-6), Kentucky, 1/15	.923 (12-13), Vanderbilt, 1/28
57 vs. Tennessee, 3/3	37 at Kentucky, 2/25	Rebounds	21, at Arkansas, 2/29	45, Alabama, 2/22
	37 vs. Vanderbilt, 1/28			
	37 at Missouri, 1/11			
30 at Kentucky, 2/25*	11 at Auburn, 2/1	Assists	7, Alabama, 2/22	17, at LSU, 1/25
			7, at Tennessee, 2/15	
			7, Kentucky, 1/15	
15 vs. Missouri, 2/8	3 vs. Vanderbilt, 1/28	Steals	2, Tennessee, 3/3	14, Georgia, 2/18
			2, at Missouri, 1/11	
12 vs. Alabama, 2/22	1 at Arkansas, 2/29	Blocked Shots	0, at Kentucky, 2/25	9, at Auburn, 2/1
18 vs. Georgia, 2/18	6 vs. Vanderbilt, 1/28	Turnovers	9, Vanderbilt, 1/28	24, Kentucky, 1/15
18 at Florida, 1/4			9, at Texas A&M, 1/21	
21 at Texas A&M, 1/21	9 vs. Kentucky, 1/15	Fouls	13, Missouri, 2/8	31, Ole Miss, 2/4

* indicates program record; ^ indicates Staley-era program record

2023-24 INDIVIDUAL SUPERLATIVES — ALL GAMES

Category	South Carolina	Opponent
Points in Game	24 by MiLaysia Fulwiley vs. LSU, 3/10	37 by Alissa Pili, vs. Utah, 12/10
Points in a Half	16 by Te-Hina Paopao vs. UConn, 2/11 (1st) 16 by Bree Hall at Missouri, 1/11 (1st) 16 by Kamilla Cardoso South Dakota St., 11/20 (1st)	25 by Aicha Coulibaly, vs. Texas A&M, 3/8 (2nd)
Points in a Quarter	13 by Kamilla Cardoso vs. Vanderbilt, 1/28 (2nd) 13 by MiLaysia Fulwiley at Texas A&M, 1/21 (2nd) 13 by Kamilla Cardoso vs. Notre Dame, 11/6 (3rd)	17 by Leilani Correa, at Florida, 1/4 (2nd)
Field Goals Made	10 by Chloe Kitts at Bowling Green, 12/19	15 by Alissa Pili, vs. Utah, 12/1
Field Goal Attempts	18 by MiLaysia Fulwiley Missouri, 2/8	24 by Hannah Hidalgo, vs. Notre Dame, 11/6
FG Percentage	1.000 (9-9) by Chloe Kitts vs. Presbyterian, 3/22	.714 (5-7) by Faith Masonius, Maryland, 11/12
3-Point FG Made	5 by MiLaysia Fulwiley vs. Presbyterian, 3/22 5 by Te-Hina Paopao vs. Georgia, 2/18 and vs. UConn, 2/11	7 by Morgan Sharps, at Bowling Green, 12/19
3-Point FG Attempts	11 by Te-Hina Paopao vs. Georgia, 2/18	12 by Maryam Dauda, at Arkansas, 2/29 12 by Morgan Sharps, at Bowling Green, 12/19
3-Point FG Percentage	.800 (4-5) by MiLaysia Fulwiley vs. LSU, 3/10 .800 (4-5) by Tessa Johnson at Arkansas, 2/29 .800 (4-5) by Te-Hina Paopao at Florida, 1/4 .800 (4-5) by Te-Hina Paopao vs. Maryland, 11/12	.583 (7-12) by Morgan Sharps, at Bowling Green, 12/19
Free Throws Made	12 by MiLaysia Fulwiley at Kentucky, 2/25	13 by Aicha Coulibaly, vs. Texas A&M, 3/8
Free Throw Attempts	12 by MiLaysia Fulwiley at Kentucky, 2/25	15 13 by Aicha Coulibaly, vs. Texas A&M, 3/8
FT Percentage	1.000 (12-13) by MiLaysia Fulwiley at Kentucky, 2/25	1.000 (9-9) by Jewel Spear, vs. Tennessee, 3/9
Rebounds	16 by Kamilla Cardoso vs. Georgia, 2/18 16 by Kamilla Cardoso at North Carolina, 11/30	13 by Angel Reese, vs. LSU, 3/10
Assists	17 by Raven Johnson vs. Clemson, 11/16*	8 by Rickea Jackson, vs. Tennessee, 3/9 8 by Jordyn Cambridges, Vanderbilt, 1/28
Steals	6 by MiLaysia Fulwiley vs. Missouri, 2/8 6 by MiLaysia Fulwiley vs. Notre Dame, 11/6	5 by Ines Vieira, vs. Utah 12/10
Blocked Shots	7 by Kamilla Cardoso vs. Presbyterian, 12/16	4 by Tamari Key, vs. Tennessee, 3/9 4 by Jadyon Donovan, at Duke, 12/3
Turnovers	5 by Ashlyn Watkins vs. Missouri, 2/8 5 by Raven Johnson vs. Utah, 12/10	8 by Tamaria Rumph, Morgan St., 12/6

* indicates program record; ^ indicates Staley-era program record

2023-24 INDIVIDUAL SUPERLATIVES — SEC GAMES

Category	South Carolina	Opponent
Points in Game	23 by Kamilla Cardoso vs. Vanderbilt, 1/28	31 by Honesty Scott-Grayson, at Auburn, 2/1
Points in a Half	16 by Bree Hall at Missouri, 1/11 (1st)	21 by Honesty Scott-Grayson, at Auburn, 2/1 (2nd) 21 by Leilani Correa, at Florida, 1/4 (1st)
Points in a Quarter	13 by Kamilla Cardoso vs. Vanderbilt, 1/28 (2nd) 13 by MiLaysia Fulwiley at Texas A&M, 1/21 (2nd)	17 by Leilani Correa, at Florida, 1/4 (2nd)
Field Goals Made	9 by Ashlyn Watkins at Arkansas, 2/29 9 by Kamilla Cardoso vs. Vanderbilt, 1/28	11, 4x, last by Rickea Jackson, Tennessee, 3/3
Field Goal Attempts	18 by MiLaysia Fulwiley vs. Missouri, 2/8	23 by Rickea Jackson, Tennessee, 3/3 23 by Honesty Scott-Grayson, at Auburn, 2/1 23 by Jerkaila Jordan, Mississippi St., 1/7
FG Percentage	1.000 (6-6) by Ashlyn Watkins at Kentucky, 2/25	.633 (7-11) by Aneesah Morrow, at LSU, 1/25
3-Point FG Made	5 by Te-Hina Paopao vs. Georgia, 2/18	4, 4x, last by Abbey Schrecke, Missouri, 2/8
3-Point FG Attempts	11 by Te-Hina Paopao vs. Georgia, 2/18	12 by Maryam Dauda, at Arkansas, 2/29
3-Point FG Percentage	.800 (4-5) by Tessa Johnson at Arkansas, 2/29 .800 (4-5) by Te-Hina Paopao at Florida, 1/4	.571 (4-7), 3x, last by Abbey Schrecke, Missouri, 2/8
Free Throws Made	12 by MiLaysia Fulwiley at Kentucky, 2/25	8 by Honesty Scott-Grayson, at Auburn, 2/1
Free Throw Attempts	12 by MiLaysia Fulwiley at Kentucky, 2/25	14 by Ajae Petty, at Kentucky, 2/25
FT Percentage	1.000 (12-12) by MiLaysia Fulwiley at Kentucky, 2/25	.875 (7-8) by Javyn Nicholson, Georgia, 2/18
Rebounds	16 by Kamilla Cardoso vs. Georgia, 2/18	12 by Javyn Nicholson, Georgia, 2/18
Assists	7 by Raven Johnson at Arkansas, 2/29 7 by Raven Johnson vs. Vanderbilt, 1/28	8 by Jordyn Cambridges, Vanderbilt, 1/28
Steals	6 by MiLaysia Fulwiley vs. Missouri, 2/8	3, 5x, last by Samara Spencer, at Arkansas, 2/29
Blocked Shots	6 by Ashlyn Watkins at Florida, 1/4	3, 5x, last by Rickea Jackson and Tamari Key, Tennessee, 3/3
Turnovers	5 by Ashlyn Watkins vs. Missouri, 2/8	6 by Ashton Judd, at Missouri, 1/11

* indicates program record; ^ indicates Staley-era program record

THE LAST TIME...

INDIVIDUAL

Scored 50 Points

South Carolina 51, Jocelyn Penn vs. Stetson, 1/4/03
Opponent Never

Scored 40 Points

South Carolina 51, Jocelyn Penn vs. Stetson, 1/4/03
Opponent 41, Caitlyn Clark, Iowa, 3/31/23

Scored 30 Points

South Carolina 31, Zia Cooke at Georgia, 1/2/23
Opponent 37, Alissa Pili, vs. Utah 12/10/23

Grabbed 20 Rebounds

South Carolina 22, Aliyah Boston vs. N. Carolina, 3/25/22
Opponent 24, Teaira McCowan, at Mississippi State, 1/17/19

Grabbed 15 Rebounds

South Carolina 16, Kamilla Cardoso vs. Georgia, 2/18/24
Opponent 18, Kiah Gillespie, Florida State, 3/24/19

Two Players with 20 or More Points

South Carolina Aliyah Boston 21/Zia Cooke 20 at Kentucky, 1/12/23
Opponent Rickea Jackson 22/Jewel Spear 21, vs. Tennessee, 3/9/24

Two Players with 10 or More Rebounds

South Carolina Chloe Kitts 13 / Sania Feagin 10 vs. Presbyterian, 3/22/24
Opponent Angel Reese 13/Aneesah Morrow 10, vs. LSU, 3/10/24

Three or More Players with 10 or More Rebounds

South Carolina Raven Johnson 15/Kamilla Cardoso 10/Ashlyn Watkins 10 at Tennessee, 2/15/24
Opponent W. Rolle 12/J. Breland 10/L. Broomfield 10, vs. North Carolina, 12/19/10

Had 10 Assists

South Carolina 17, Raven Johnson vs. Clemson, 11/16/23
Opponent 12, Channise Lewis, Maryland, 11/18/18

Had Five Steals

South Carolina 6, Milaysia Fulwiley vs. Missouri, 2/8/24
Opponent 5, Ines Vieira, vs. Utah 12/10/23

Had Five Blocked Shots

South Carolina 5, Ashlyn Watkins vs. LSU, 3/10/24
Opponent 5, Rita Igbokwe, vs. Ole Miss, 3/4/23

Had 20 Points and 20 Rebounds

South Carolina Aliyah Boston (28 pts/22 rebs) vs. N. Carolina, 3/25/22
Opponent Teaira McCowan (26 pts/24 rebs) at Mississippi State, 1/17/19

Had a Double-Double

South Carolina Kamilla Cardoso (12 pts/10 rebs) vs. North Carolina, 3/24/24
Opponent Angel Reese (15 pts/13 rebs) / Aneesah Morrow (19 pts/10 rebs) vs. LSU, 3/10/24

Two Players had a Double-Double

South Carolina Chloe Kitts (21 pts/13 rebs) / Sania Feagin (12 pts/10 rebs) vs. Presbyterian, 3/22/24
Opponent Angel Reese (15 pts/13 rebs) / Aneesah Morrow (19 pts/10 rebs) vs. LSU, 3/10/24

Three or More Players had a Double-Double

South Carolina L. Amihere (11 pts/11 rebs) / A. Boston (11 pts/12 rebs) / L. Grissett (13 pts/10 rebs) / V. Saxton (19 pts/12 rebs) vs. Charleston, 11/25/20
Opponent Shakira Austin (10 pts/16 rebs) / Kaila Charles (17 pts/10 rebs) / Channise Lewis (10 pts/12 assts), Maryland, 11/18/18

Had a Triple-Double

South Carolina Aliyah Boston (16 pts/11 rebs/10 blks) vs. Georgia, 1/21/21
Opponent Never

TEAM

Scored 100 Points

South Carolina 104 vs. Morgan St., 12/6/23
Opponent 103, Clemson, 11/21/03

Won by 30 or More Points

South Carolina 88-41 (47) vs. North Carolina, 3/24/24
Opponent 66-34 (32), Georgia, 3/4/11

Overcame More Than 15-Point Deficit to Win

South Carolina 18 (16-34) 6:24 in 2nd qtr. vs. Stanford, 12/21/21*
Opponent 16 (21-37) 1:43 in 2nd qtr. at Tennessee, 2/18/21

Shot 65% or Better from the Field

South Carolina .672 (39-58) at Texas A&M, 1/21/24
Opponent Never

Shot 60% or Better from the Field

South Carolina .606 (40-66) at Arkansas, 2/29/24
Opponent .604 (29-48), Vanderbilt, 1/18/01

Shot 50% or Better from the Field

South Carolina .563 (36-64) vs. Presbyterian, 3/22/24
Opponent .500 (29-58) vs. Maryland, 3/27/23

No Players in Double-Figure Points

South Carolina at Auburn, 1/19/12
Opponent Presbyterian, 3/22/24

Five Players in Double-Figure Points

South Carolina vs. North Carolina, 3/24/24
Opponent at Alabama, 1/5/20

More Than Five Players in Double-Figure Points

South Carolina 6 at Kentucky, 2/25/24
Opponent 6, Maryland, 11/18/18

Faced AP Top-25 Opponent

Win 83-65 vs. No. 11 UConn, 2/11/24
Loss 67-75 at No. 21 Tennessee, 2/18/21

Faced AP Top-10 Opponent

Win 79-72 vs. No. 8 LSU, 3/10/24
Loss 46-54 vs. No. 8 NC State, 12/3/20

Faced AP Top-5 Opponent

Win 88-64 vs. No. 3 LSU, 2/12/23
Loss 73-77 vs. No. 3, Iowa, 3/31/23

Faced AP No. 1 Team

Win Never
Loss 68-93 vs. Baylor, 3/30/19

Overtime Game

Win 64-57 at Ole Miss, 2/19/23
Loss 69-70 at Missouri, 12/30/21

Double-Overtime Game

Win 82-73 at Purdue, 12/16/18
Loss 92-94 at Clemson, 11/19/09

South Carolina Was Ranked (AP Poll)

No. 1 No. 1, 3/18/24
Top 5 No. 5, 3/8/21
Top 10 No. 6, 10/17/23
Top 25 No. 15, 3/19/19

* indicates program record

SOUTH CAROLINA SINGLE-QUARTER RECORDS

TEAM			INDIVIDUAL		
Scoring			Scoring		
Most	Points		Most	Points	
1. vs. Maryland, 11/12/23, 3rd qtr.	37		1. Kaela Davis at Auburn, 1/5/17, 1st qtr.	19	
vs. Saint Peter's, 11/22/16, 1st qtr.	37		2. A'ja Wilson vs. Notre Dame, 11/26/17, 4th qtr.	18	
3. vs. Presbyterian, 12/16/23 1st qtr.	36		3. Alexis Jennings at Florida, 2/17/19, 3rd qtr.	17	
at Kentucky, 1/12/23, 4th qtr.	36		4. Zia Cooke at Georgia, 1/2/23, 4th qtr.	15	
vs. Alabama, 2/3/22, 1st qtr.	36		Aliyah Boston vs. Florida, 12/31/20, 2nd qtr.	15	
at Vanderbilt, 1/12/20, 3rd qtr.	36		M. Herbert Harrigan vs. TX A&M, 3/1/20, 1st qtr.	15	
vs. Alabama State, 3rd qtr.	36		Kaela Davis vs. Quinnipiac, 3/25/17, 3rd qtr.	15	
			Tina Roy vs. Arkansas, 1/3/16, 3rd qtr.	15	
Fewest	Points		Rebounding		
1. vs. App State, 12/5/18, 4th qtr.	5		Most	Rebs	
2. vs. Oregon State, 3/23/21, 4th qtr.	6		1. Kamilla Cardoso vs. Ole Miss, 3/4/23, 2nd qtr.	9	
vs. Indiana, 11/28/19, 4th qtr.	6		Aliyah Boston vs. N. Carolina, 3/25/22, 4th qtr.	9	
vs. St. John's, 11/25/17, 2nd qtr.	6		LeLe Grissett at Vanderbilt, 1/14/21, 4th qtr.	9	
vs. Stanford, 3/31/17, 2nd qtr.	6		Aliyah Boston vs. UConn, 2/10/20, 1st qtr.	9	
vs. UCLA, 12/18/16, 1st qtr.	6		Aliyah Boston vs. Arkansas, 1/9/20, 1st qtr.	9	
			Alaina Coates at Arkansas, 2/5/17, 1st qtr.	9	
			Alaina Coates at Georgia, 1/26/17, 2nd qtr.	9	
Fewest Allowed	Points		Rebounding		
1. vs. Texas, 3/30/21, 4th qtr.	0		Most	Rebs	
at Vanderbilt, 1/14/21, 2nd qtr.	0		1. Kamilla Cardoso vs. Ole Miss, 3/4/23, 2nd qtr.	9	
at Ole Miss, 1/30/20, 1st qtr.	0		Aliyah Boston vs. N. Carolina, 3/25/22, 4th qtr.	9	
4. 5 times, last vs. Presbyterian, 3/22/24, 4th qtr.	2		LeLe Grissett at Vanderbilt, 1/14/21, 4th qtr.	9	
			Aliyah Boston vs. UConn, 2/10/20, 1st qtr.	9	
			Aliyah Boston vs. Arkansas, 1/9/20, 1st qtr.	9	
			Alaina Coates at Arkansas, 2/5/17, 1st qtr.	9	
			Alaina Coates at Georgia, 1/26/17, 2nd qtr.	9	
Most Allowed	Points		Rebounding		
1. vs. Baylor, 12/2/18, 1st qtr.	32		Most	Rebs	
at Maryland, 11/13/17, 4th qtr.	32		1. Kamilla Cardoso vs. Ole Miss, 3/4/23, 2nd qtr.	9	
vs. Kentucky, 2/26/17, 4th qtr.	32		Aliyah Boston vs. N. Carolina, 3/25/22, 4th qtr.	9	
4. vs. Arkansas, 3/8/19, 3rd qtr.	30		LeLe Grissett at Vanderbilt, 1/14/21, 4th qtr.	9	
vs. Connecticut, 3/26/18, 1st qtr.	30		Aliyah Boston vs. UConn, 2/10/20, 1st qtr.	9	
vs. Syracuse, 3/25/16, 4th qtr.	30		Aliyah Boston vs. Arkansas, 1/9/20, 1st qtr.	9	
			Alaina Coates at Arkansas, 2/5/17, 1st qtr.	9	
			Alaina Coates at Georgia, 1/26/17, 2nd qtr.	9	
Margin of Difference			Rebounding		
Lead	Score	Margin	Total	Rebs	
1. vs. Alabama State, 11/5/19, 3rd qtr.	36-9	+37	1. vs. Arkansas, 3/7/20, 4th qtr.	28	
2. vs. App State, 11/17/19, 1st qtr.	35-3	+32	2. vs. Charleston, 11/25/20, 3rd qtr.	22	
3. vs. Charleston, 11/25/20, 3rd qtr.	34-8	+26	3. vs. Howard, 3/18/22, 1st qtr.	21	
vs. USC Upstate, 11/21/19, 3rd qtr.	33-7	+26	4. vs. Tennessee, 3/3/24	20	
vs. Arkansas, 1/3/16, 2nd qtr.	35-9	+26	vs. Mississippi Valley State, 11/24/23, 2nd	20	
5. vs. Clemson, 11/16/23, 1st qtr.	31-6	+25	vs. Coastal Carolina, 12/21/22, 1st qtr.	20	
vs. Saint Peter's, 11/22/16, 1st qtr.	37-12	+25	vs. Hampton, 11/27/22, 3rd qtr.	20	
			vs. Howard, 3/18/22, 3rd qtr.	20	
			vs. Howard, 3/18/22, 2nd qtr.	20	
			vs. Charleston, 11/25/20, 1st qtr.	20	
			at Ohio State, 11/14/16, 1st qtr.	20	
Deficit	Score	Margin	Margin		
1. vs. UConn, 2/1/18, 2nd qtr.	8-29	-21	1. vs. Hampton, 11/27/22, 3rd qtr.	20-2	+18
2. at Tennessee, 2/15/18, 3rd qtr.	9-29	-20	vs. Charleston, 11/25/20, 3rd qtr.	22-4	+18
3. vs. Baylor, 12/2/18, 1st qtr.	13-32	-19	3. vs. Arkansas, 1/22/23, 2nd qtr.	19-2	+17
at Mississippi State, 2/5/18, 4th qtr.	9-28	-19	4. vs. Arkansas, 1/22/23, 3rd qtr.	18-2	+16
5. vs. Indiana, 11/28/19, 4th qtr.	6-24	-18	vs. Howard, 3/18/22, 2nd qtr.	20-4	+16
vs. Connecticut, 3/26/18, 1st qtr.	12-30	-18	vs. Arkansas, 3/7/20, 4th qtr.	21-5	+16
Field Goals			Field Goals		
Made	FGM		Made	FGM	
1. at Florida, 2/27/20, 1st qtr.	15		1. at Florida, 2/27/20, 1st qtr.	15	
vs. Saint Peter's, 11/22/16, 1st qtr.	15		vs. Saint Peter's, 11/22/16, 1st qtr.	15	
3. vs. Coastal Carolina, 12/21/22, 1st qtr.	14		3. vs. Coastal Carolina, 12/21/22, 1st qtr.	14	
vs. Alabama, 2/3/22, 1st qtr.	14		vs. Alabama, 2/3/22, 1st qtr.	14	
vs. App State, 11/17/19, 1st qtr.	14		vs. App State, 11/17/19, 1st qtr.	14	
vs. Notre Dame, 11/26/17, 4th qtr.	14		vs. Notre Dame, 11/26/17, 4th qtr.	14	
vs. Arkansas, 1/3/16, 2nd qtr.	14		vs. Arkansas, 1/3/16, 2nd qtr.	14	
Attempts	FGA		Attempts	FGA	
1. vs. Arkansas, 3/7/20, 4th qtr.	28		1. vs. Arkansas, 3/7/20, 4th qtr.	28	
2. vs. Howard, 3/18/22, 1st qtr.	25		2. vs. Howard, 3/18/22, 1st qtr.	25	
vs. Arkansas, 1/9/20, 3rd qtr.	25		vs. Arkansas, 1/9/20, 3rd qtr.	25	
4. 7 times, last at Tennessee, 2/15/24, 3rd qtr.	24		4. 7 times, last at Tennessee, 2/15/24, 3rd qtr.	24	



Colonial Life Arena

All-Time Sellouts

18,478	Georgia, 2/18/24
18,167	UConn, 2/11/24
18,000	Tennessee, 3/3/24
18,000	Ole Miss, 2/5/24
18,000	Vanderbilt, 1/28/24
18,000	Georgia, 2/26/23
18,000	LSU, 2/12/23
18,000	Tennessee, 2/20/22
18,000	Texas A&M, 3/1/20
18,000	UConn, 2/10/20
18,000	Mississippi State, 3/3/19
18,000	UConn, 2/1/18
18,000	Kentucky, 2/26/17
18,000	UConn, 2/8/16

Year-by-Year Record

Year	Record	Pct.	Att. Avg.
2002-03	14-2	.875	3,244
2003-04	5-6	.455	1,828
2004-05	8-9	.471	1,764
2005-06	12-5	.706	1,455
2006-07	15-5	.750	1,845
2007-08	12-6	.667	1,802
2008-09	6-9	.400	2,793
2009-10	7-5	.583	3,442
2010-11	14-5	.737	2,996
2011-12	12-3	.800	3,139
2012-13	12-3	.800	4,082
2013-14	16-0	1.000	6,371
2014-15	16-0	1.000	12,293
2015-16	16-1	.941	14,364
2016-17	15-1	.938	12,277
2017-18	15-2	.882	13,239
2018-19	11-4	.733	11,542
2019-20	15-0	1.000	12,185
2020-21	10-1	.909	3,500*
2021-22	16-0	1.000	12,268
2022-23	17-0	1.000	12,942
2023-24	17-0	1.000	16,067
Total	281-67	.807	7,282*
Staley Era	215-34	.863	9,488*

* 2020-21 attendance not counted in average or streaks due to COVID-19 regulation restrictions

In women's basketball, Colonial Life Arena has become one of the most feared places to play as enormous crowds fill the building with passion for the Gamecocks.

The state of South Carolina has rallied around head coach Dawn Staley's program in unprecedented numbers as the Gamecocks have led the nation in average attendance in each of the last nine seasons. The Gamecocks were one of a few programs to finish the 2019-20 season averaging over 10,000 fans and boast 12 sellouts (18,000) in the last nine seasons of full capacity arenas.

Colonial Life Arena is more than just the home of South Carolina men's and women's basketball, though. It is also a thriving entertainment venue that the city of Columbia and its surrounding metropolitan area are able to enjoy throughout the year.

Colonial Life Arena is the largest arena in the state of South Carolina with 18,000 seats, and the 10th-largest on-campus basketball facility in the nation. Located on the beautiful University of South Carolina campus, this one-of-a-kind facility features 41 suites, four entertainment suites, and the Frank McGuire Club, a full-service hospitality room that has a capacity of 300. The state-of-the-art facility also features plush seating, a technologically advanced sound system and a one-of-a-kind selection of unique concession foods that will delight fans of all ages.

In Summer 2017, a 12-display center-hung video board and ribbon boards were added to the arena bowl at a cost of \$4.2 million. The center-hung board features four convex-curved main displays that measure approximately 12' x 20' and can show any combination of live video, instant replays, statistics and game information, graphics and animations, and sponsorship messages.

The Arena has hosted numerous sold out shows, including Barnum and Bailey Circus, Paul McCartney, country superstars Kenny Chesney and Taylor Swift, WWE Wrestling, Kanye West and numerous other acts.

The largest building ever constructed at the University of South Carolina at 342,000 square feet, the Arena has an intimate double-deck design that puts every seat close to the action. The cantilever of the upper deck over the lower deck extends further than any other arena of its size with great sight lines.

Two spacious locker rooms for Gamecock men's and women's basketball include team meeting rooms, recruiting rooms, coaches locker rooms and an athletic training room.

Colonial Life Arena Notables

- Nine-Time National Attendance Leader (2015-present)
- NCAA Tournament Host in 2015, 2016, 2017, 2018, 2022, 2023, 2024
- 126 consecutive regular-season games with at least 10,000 fans (Jan. 2, 2015)*
- 14 official sellouts (18,000) since 2015-16 season
- 7 undefeated seasons at home
- Longest home win streak – 59 games (12/17/20-present)

* 2020-21 attendance not counted in average or streaks due to COVID-19 regulation restrictions

"It is a beautiful thing to see unfold because a lot of people really didn't think it could get done. I tip my hat to Gamecock Nation for making this a wonderful place and creating a home court advantage that allows us to win close basketball games."

– South Carolina Head Coach Dawn Staley



DAWN STALEY Head Coach

16th Season at South Carolina • 24th Season in Career

Catapulting South Carolina into the national spotlight when she was hired in May 2008, Dawn Staley has made the Gamecocks a mainstay in the battle for SEC and national championships. Under her leadership, the Gamecocks have reached many firsts – National Championships, NCAA Final Fours, No. 1 rankings, SEC regular-season and tournament titles, SEC Players of the Year, National Players of the Year, WNBA No. 1 Draft picks, an undefeated regular season, and No. 1 recruiting classes – to name the most notable.

In Staley's 16 seasons at the helm of the Gamecocks, highlights include:

- Two National Championships (2017, 2022)
- Five NCAA Final Fours in the last eight tournaments (2015, 2017, 2021, 2022, 2023)
- Ranking in the AP Top 25 every week since Dec. 10, 2012, the second-longest active streak in the nation (226)
- Seven 30-win seasons, including a program-record 36 wins in 2022-23
- Eight SEC regular-season championships (2014, 2015, 2016, 2017, 2020, 2022, 2023, 2024)
- Eight SEC Tournament titles (2015, 2016, 2017, 2018, 2020, 2021, 2023, 2024)
- Three top-two recruiting classes (#1 in 2021, #1 in 2019, #2 in 2014)
- 10 NCAA Attendance titles (2015, 2016, 2017, 2018, 2019, 2020, 2021, 2022, 2023, 2024)

While her coaching career is in full bloom, Staley is still recognized for her body of work as a one of the most decorated participants in United States women's basketball history. The Naismith Memorial Basketball Hall of Fame solidified that legacy with her enshrinement as part of the Class of 2013. The Phoenix Club of Philadelphia established the Dawn Staley Award recognizing the nation's top guard in women's Division I basketball in 2013 as well. Staley was inducted into the Women's Basketball Hall of Fame as part of the Class of 2012.

In her 24th season as a head coach, Staley has led her college teams to 14 25-win seasons, a total of 21 postseason appearances (two WNIT) and 186 weeks in the Associated Press top 10, including the Gamecocks' 82 in the No. 1 spot – the fourth most times in the top spot in the history of that poll. Her .766 winning percentage (608-186) ranks 10th in the nation among all active head coaches with at least 10 years' experience and 11th all-time.

Also a force in USA Basketball, Staley was named the U.S. Women's National Team head coach for 2017-21, leading the U.S. to gold in the 2018 FIBA World Cup and the 2019 and 2021 FIBA AmeriCups and stretching the U.S. Olympic gold medal streak to seven straight at the 2020 Tokyo Olympic Games. Prior to that appointment, Staley led three other U.S. teams to gold medals and served as an assistant on the Senior National Team 2006-08 and again 2014-16, during which the U.S. claimed gold in the 2014 FIBA World Championship and the 2008 and 2016 Olympics.

Now in her 16th season leading the Gamecocks, Staley has been named National Coach of the Year five times with her 2020 unanimous selection making her the first former Naismith Player of the Year to earn the Naismith Coach of the Year award. She is also a seven-time SEC Coach of the Year. Staley is the only Gamecock basketball coach – men's or women's – to amass 300 victories at South Carolina and was the fastest coach to 200 wins in program history, needing just 277 games at South Carolina to reach the plateau. She is the program's all-time winningest coach with a program-record 13 postseason appearances and is the only black head coach in men's or women's basketball to win multiple national championships.

In the vaunted SEC, Staley's 199 league wins are the most among active league coaches and third all-time, trailing just Andy Landers (Georgia, 273) and Pat Summitt (Tennessee, 306). Her .783 SEC winning percentage (199-55) is second only to Summitt (874) in league history. Her Gamecocks are the only SEC program with multiple 16-0 seasons in league history, hitting that mark in 2015-16, 2019-20 and 2022-23. Her eight SEC titles trail just Summitt's 16.

In addition to coaching two National Players of the Year and a National Freshman of the Year, Staley has helped 11 Gamecocks collect 27 All-America selections, three to pick up seven SEC Player of the Year honors, four to earn SEC Defensive Player of the Year recognition a total of eight times, two to SEC 6th Player of the Year honors and six to capture SEC Freshman of the Year. She has coached 21 Gamecocks to All-SEC honors a combined 41 times, including 21 first-team selections. In the last nine years, 14 Gamecocks have been selected in the WNBA Draft, including 10 first-rounders, highlighted by two overall No. 1 picks. Three Gamecocks have been named WNBA Rookie of the Year.

STALEY YEAR-BY-YEAR AT SOUTH CAROLINA

Year	School	Record	Conf. Rec.	Conf. Finish	Postseason
2008-09	South Carolina	10-18	2-12	11th	
2009-10	South Carolina	14-15	7-9	T-7th	
2010-11	South Carolina	18-15	8-8	T-5th	WNIT 2nd Round
2011-12	South Carolina	25-10	10-6	T-4th	NCAA Sweet 16
2012-13	South Carolina	25-8	11-5	T-4th	NCAA 2nd Round
2013-14	South Carolina	29-5	14-2	1st	NCAA Sweet 16
2014-15	South Carolina	34-3	15-1	T-1st	SEC Tourn. Champ./NCAA Final Four
2015-16	South Carolina	33-2	16-0	1st	SEC Tourn. Champ./NCAA Sweet 16
2016-17	South Carolina	33-4	14-2	1st	SEC Tourn. Champ./NCAA Champ.
2017-18	South Carolina	29-7	12-4	T-2nd	SEC Tourn. Champ./NCAA Elite Eight
2018-19	South Carolina	23-10	13-3	2nd	NCAA Sweet 16
2019-20	South Carolina	32-1	16-0	1st	SEC Tourn. Champ./NCAA canceled
2020-21	South Carolina	26-5	14-2	2nd	SEC Tourn. Champ./NCAA Final Four
2021-22	South Carolina	35-2	15-1	1st	NCAA Champion
2022-23	South Carolina	36-1	16-0	1st	SEC Tourn. Champ./NCAA Final Four
2023-24	South Carolina	34-0	16-0	1st	SEC Tourn. Champ./
At SC	16th season	436-106	199-55	8 SEC Titles	8 SEC Trn. Titles, 2 NCAA Titles, 10 Sweet 16s
At Temple	8 seasons	172-80	100-25	3 A-10 Titles	4 A-10 Tourn. Titles, 6 NCAA appearances
Career	24th season	608-186	299-80		

QUICK FACTS

Coaching Highlights

College

- 18 NCAA Tournament Appearances (12 at South Carolina)
- 2x NCAA National Champion (2017, 2022)
- 7 30-Win Seasons
- 9 Regular-Season Conference Titles (SEC 2014, 2015, 2016, 2017, 2020, 2022, 2023, 2024; A-10 2008)
- 12 Conference Tournament Titles (SEC 2015, 2016, 2017, 2018, 2020, 2021, 2023, 2024; A-10 2002, 2004, 2005, 2006)
- 5-time National Coach of the Year (2014, 2020, 2022, 2023, 2024)
- 4-time WBCA Region Coach of the Year (Region 3 2014, 2015, 2016; Region 1 2005)
- 9-time Conf. Coach of the Year (SEC 2014, 2015, 2016, 2020, 2022, 2023, 2024; A-10 2004, 2005)

USA Basketball

- Senior National Team Head Coach (2017-21) – Tokyo Olympics gold (2020); FIBA AmeriCup gold (2021); co-National Coach of the Year (2021); FIBA AmeriCup gold (2019), FIBA World Cup gold (2018), National Coach of the Year (2018)
- Senior National Team Asst. Coach (2006-08, 2014-16) – Rio Olympics gold medal (2016), FIBA World Championship gold medal (2014), Beijing Olympics gold medal (2008), FIBA Americas Championship gold medal (2007), FIBA World Championship bronze medal (2006)
- U19 National Team Head Coach – FIBA U19 World Championship gold medal (2015), co-National Coach of the Year (2015)
- U18 National Team Head Coach – FIBA U18 Americas Championship gold medal (2014)
- Pan Am Games Head Coach – Gold medal (2007)

Playing Highlights

U.S. Professional – 11 seasons

- Five-time WNBA All-Star (2001, 2002, 2003, 2005, 2006)
- Two-time ABL All-Star (1997, 1998)
- WNBA All-Decade Team

USA Basketball

- Olympic gold medalist (1996, 2000, 2004)
- Flag bearer for U.S. in Olympic Games Opening Ceremony (2004)
- Two-time USA Basketball Female Athlete of the Year (1994, 2004)

College – Virginia (1989-92)

- Kodak All-America (1990, 1991, 1992)
- Honda-Broderick Cup Award for Collegiate Female Athlete of the Year (1991)
- Two-time ACC Player of the Year (1991, 1992)
- NCAA Tournament MOP (1991)

Other Notables

- Naismith Memorial Basketball Hall of Fame, Class of 2013
- Order of the Palmetto Recipient (2013)
- Women's Basketball Hall of Fame, Class of 2012
- Two-time Wanamaker Award (1997, 2005)
- Henry P. Iba Citizenship Award (2007)

STALEY ERA SINGLE-GAME RECORDS

Scoring

Most	Points
1. vs. Charleston, 11/25/20	119
2. vs. Maryland, 11/12/23	114
3. vs. Savannah State, 12/14/14	111
4. vs. Clemson, 11/16/23	109
5. at Vanderbilt, 1/14/21	106

Fewest	Points
1. at Stanford, 11/26/10	32*
2. vs. Georgia, 3/4/11	34
3. vs. Mississippi State, 3/5/09=	39
4. at Georgia, 1/13/13	40
5. at Mississippi State, 2/26/09	41

Fewest Allowed	Points
1. vs. Mississippi Valley State, 11/24/23	19*
2. vs. Howard, 3/18/22	21
vs. South Carolina State, 12/14/11	21
4. vs. Charleston Southern, 12/18/22	23
5. vs. Presbyterian, 11/27/11	24

Most Allowed	Points
1. at Connecticut, 2/11/19	97
2. vs. Arkansas, 3/8/19	95
3. vs. Baylor, 12/2/18	94
vs. Connecticut, 3/26/18	94
at Clemson, 11/19/09	94

Margin of Outcome

Victory	Score	Margin
1. vs. Miss. Valley State, 11/24/23	101-19	+82
2. vs. Charleston, 11/25/20	119-38	+81
3. vs. Presbyterian, 12/16/23	99-29	+70
vs. East Tennessee State, 11/7/22	101-31	+70
vs. Charleston Southern, 11/8/13	99-29	+70

Defeat	Score	Margin
1. at Stanford, 11/26/10	32-70	-38
2. vs. Georgia, 3/4/11	34-66	-32
3. vs. Stanford, 12/19/08	47-78	-31
4. at Penn State, 11/21/10	48-78	-30
5. vs. Connecticut, 3/26/18	65-94	-29
vs. Connecticut, 12/28/08	48-77	-29

Field Goals

Made	FGM
1. vs. Clemson, 11/16/23	44
2. vs. Maryland, 11/12/23	43
vs. Notre Dame, 11/6/23	43
vs. Coastal Carolina, 12/21/22	43
5. at Vanderbilt, 1/14/21	42
vs. Charleston, 11/25/20	42

Attempts	FGA
1. vs. Clemson, 11/16/23	83
vs. Maryland, 11/12/23	83
3. vs. Arkansas, 3/7/20	82
4. vs. Tennessee, 3/3/24	81
5. at Arkansas, 2/3/19	80

Highest Percentage (Min. 40 FGA)	FGM-A	Pct
1. vs. Morgan State, 12/6/23	41-60	.683
2. at Texas A&M, 1/21/24	39-58	.672
3. at Vanderbilt, 1/18/18	36-54	.667
4. vs. Auburn, 1/5/23	36-57	.647
5. at Kentucky, 2/25/24	39-59	.644

Lowest Percentage (Min. 40 FGA)	FGM-A	Pct
1. at Stanford, 11/26/10	12-55	.218
2. vs. Georgia, 3/4/11	12-52	.231
3. at Florida, 1/20/13	15-64	.234
4. at Kentucky, 2/5/09	13-55	.236
5. at Georgia, 1/2/11	13-54	.241

Lowest %age Allowed (Min. 40 FGA)	FGM-A	Pct
1. vs. Miss. Valley State, 11/24/23	8-67	.119*
2. vs. South Carolina State, 12/14/11	6-48	.125
2. vs. Howard, 3/18/22	8-54	.148
3. vs. Presbyterian, 12/16/23	10-64	.156
4. vs. Charleston Southern, 12/18/22	8-50	.160
vs. NC Central, 12/2/13	8-50	.160

Highest %age Allowed (Min. 40 FGA)	FGM-A	Pct
1. vs. Connecticut, 3/26/18	37-63	.587
2. vs. Connecticut, 2/11/19	37-65	.569
3. vs. Connecticut, 12/28/08	35-62	.565
vs. Florida, 1/9/11	26-46	.565
5. vs. Tennessee, 1/14/18	31-55	.564

3-Point Field Goals

Made	3FGM
1. vs. Minnesota, 12/11/16	16
2. vs. Temple, 12/21/18	15
3. vs. Appalachian State, 12/5/18	14
at Auburn, 1/5/17	14
5. at Iowa State, 12/6/20	13

Attempts	3FGA
1. vs. Howard, 3/18/22	38
2. vs. Minnesota, 12/11/16	33
3. vs. Syracuse, 3/25/16	32
4. vs. Temple, 12/21/18	31
5. vs. Drake, 11/24/18 (includes overtime)	30

Percentage (Min. 5 3FGA)	3FGM-A	Pct
1. vs. ETSU, 11/22/18	11-16	.688
2. at Kentucky, 2/25/24	8-12	.667
at Alabama, 1/10/10	8-12	.667
vs. Charlotte, 12/21/08	8-12	.667
vs. Kentucky, 2/18/18	6-9	.667
vs. Western Carolina, 12/29/12	6-9	.667
vs. Oregon State, 3/25/14	4-6	.667
vs. Ole Miss, 1/30/14	4-6	.667
vs. Savannah State, 12/28/13	4-6	.667

Free Throws

Made	FTM
1. vs. Savannah State, 12/14/14	34
vs. Oregon State, 3/25/14	34
3. vs. Missouri, 1/10/16	32
vs. Ole Miss, 1/30/14	32
at Mississippi State, 1/6/12	32

Attempts	FTA
1. at Mississippi State, 1/6/13	50
2. vs. Savannah State, 12/28/13	48
3. vs. Charleston, 11/25/20	47
vs. Savannah State, 12/14/14	47
5. vs. Missouri, 2/2/14	46

Percentage (Min. 10 FTA)	FTM-A	Pct
1. vs. Alabama, 1/31/21	19-20	.950
2. vs. Quinnipiac, 3/25/17	18-19	.947
3. at Texas A&M, 2/23/17	15-16	.923
4. vs. Kentucky, 2/18/18	23-25	.920
5. vs. N.C. A&T, 11/29/21	11-12	.917
vs. Temple, 12/21/18	11-12	.917

Rebounding

Total	Rebs
1. vs. Arkansas, 1/22/23	74
2. vs. Clemson, 11/16/23	73
vs. Charleston, 11/25/20	73
4. vs. Howard, 3/18/22	69
5. vs. Mississippi Valley State, 11/24/23	66

Margin	Rebs	Margin
1. vs. Arkansas, 1/22/23	74-17	+57
2. vs. Hampton, 11/27/22	62-15	+47
3. vs. Clemson, 11/16/23	73-27	+46
4. vs. Charleston, 11/25/20	73-28	+45
5. vs. Howard, 3/18/22	69-28	+41

Offensive	Off. Rebs
1. vs. Arkansas, 1/22/23	32
2. vs. Tennessee, 2/20/22	31
3. vs. Howard, 3/18/22	30
4. vs. Elon, 11/9/12	29
5. vs. Arkansas, 3/7/20	28

Turnovers

Fewest	TOs
1. at Tennessee, 2/2/12	4
2. 10 times, most recent, at Ole Miss, 1/4/18	5

Most	TOs
1. at Wake Forest, 12/3/08	32
2. at Ole Miss, 2/25/16	29
vs. Hampton, 11/22/12	29
vs. Kentucky, 1/15/12	29
5. at Kentucky, 1/13/11	28

Assists

1. at Kentucky, 2/25/24	30
vs. Clemson, 11/16/23	30
vs. Maryland, 11/12/23	30
4. vs. Notre Dame, 11/6/23	29
vs. Minnesota, 12/11/16	29

Steals

1. at Alabama State, 11/11/18	22
2. vs. Alabama State, 11/10/17	21
vs. NC Central, 12/1/14	21
vs. Furman, 12/11/11	21
5. vs. San Diego State, 11/23/14	18

Blocked Shots

1. vs. Presbyterian, 12/16/23	17*
vs. Appalachian State, 11/17/19	17*
3. vs. South Dakota State, 11/20/23	16
vs. Coastal Carolina, 12/21/22	16
vs. Kansas State, 12/3/21	16
vs. Clemson, 11/15/18	16
vs. Winthrop, 12/13/15	16

* indicates also a school record

10 KAMILLA CARDOSO

6-7 • Sr. • Center • Montes Claros, Brazil
Major: Interdisciplinary Studies



Full Bio



INSTAGRAM: @Kamilla_Cardoso • X: @KamillaSCSilva

Awards

At South Carolina

- All-America First Team (2024 - USBWA)
- All-America Second Team (2024 - AP, The Athletic, The Sporting News)
- All-America Honorable Mention (2023 - WBCA)
- Naismith Defensive Player of the Year Finalist (2024)
- Lisa Leslie Award Finalist (2024)
- All-SEC (2024 1st-Team; 2023 2nd-Team)
- SEC Defensive Player of the Year (2024)
- SEC 6th Woman of the Year (2023)
- SEC All-Tournament Team
- 4x USBWA Player of the Week (11/6-12, 11/27-12/3; 1/23-28; 2/12-18)
- 3x SEC Player of the Week (11/6-13; 1/23-28; 2/13-19)
- SEC Academic Honor Roll (2022)

At Syracuse

- ACC co-Defensive Player of the Year (2021)
- ACC Freshman of the Year (2021)
- All-ACC First Team (2021)

High School

- McDonald's All-America (2020)
- WBCA All-America (2020)

International (Brazil)

- 2024 FIBA Olympic Qualifying Tournament, All-Star 5
- 2023 FIBA AmeriCup, gold medal, MVP
- 2022 FIBA South America Championships, gold medal
- 2022, 2023 FIBA Olympic Qual. Tour., All-Star 5
- 2021 FIBA AmeriCup, bronze medal

Miscellaneous

	Season	Career	Record
Double-Doubles	14	30*	27-3
20+ Points	3	6*	6-0
10+ Points	26	70*	60-10
10+ Rebounds	15	36*	32-4
5+ Blocks	4	13*	12-1
5+ Assists	4	5	5-0
Tm-High Points	12	27*	23-4
Tm-High Rebs.	17	44*	38-6
Tm-High Assists	4	5	5-0

In the Gamecock Record Book

Career

- 6th – Blocked shots in a career (190)
- 10th – Offensive rebounds in a career (299)

Season

- 2nd – Offensive rebounds in a season (134 in 2022-23)

Game

- 4th – Off. rebs. in a game (9 vs. Tennessee, 3/3/24)

Career Notables

- Has been part of three SEC regular-season championships (2022, 2023, 2024), two SEC Tournament titles (2023, 2024), a National Championship (2022) and two NCAA Final Fours (2022, 2023)
- Reached 1,000 career points Dec. 29, 2023, at Bowling Green
- Joined the Gamecocks after spending her 2020-21 freshman year at Syracuse, where she became the first to earn ACC Freshman of the Year honors, adding league co-Defensive Player of the Year and All-ACC First Team honors
- Came out of high school as the No. 1 center and No. 5 overall recruit in the Class of 2020

Season Highlights

- Ranks among NCAA's top 20 in blocks per game (2.6, 13th – 1st in SEC), field goal percentage (18th – 1st in SEC)
- Is 8th in the nation in player defensive rating (71.2) ... 1st in nation with SEC-best player offensive rating (127.5)
- Missed two games – against Missouri and UConn (Feb. 8-11) – while with the Brazilian National Team at Olympic Qualifying Tournament in Belém, Brazil, earning All-Star 5 honors behind 15.3 ppg and tournament-high 11.0 rpg
- Named to SEC All-Tournament team after averaging 12.7 points, 4.7 rebounds and 2.3 blocks at the event
- Delivered game-winning 3-pointer with one second left in SEC Tournament semifinal against Tennessee (Mar. 9) to finish with team-high 13 points to go with three blocks
- Posted her 13th double-double of the season against Tennessee (Mar. 3), including a team-high four points and four rebounds (three offensive) in the fourth quarter to help seal the victory
- Posted a double-double against Georgia (Feb. 18) with 12 of her 16 points and 11 of her career-high tying 16 rebounds coming in the decisive second half
- Returned in full force at Tennessee (Feb. 15), putting up seven points in the final quarter to finish with a team-high 18 points in addition to 10 boards for her 11th double-double of the season
- Had a standout game against Vanderbilt (Jan. 28), finishing with a new SEC career-high 23 points, dropping 13 in the third quarter in just nine minutes on the court
- Dominated the glass at Texas A&M (Jan. 21) with seven of her 13 boards coming in the second quarter, during which the Aggies collected just eight boards as a team
- Had a hot start against Kentucky (Jan. 15), scoring four of her 12 points in addition to three blocks and five boards all within just the first six minutes of play en route to her 25th career double-double
- Extended her double-double streak to three against Mississippi State (Dec. 7), putting up seven points in the opening quarter en route to 13 points and 14 boards, in addition to matching her career high of six assists
- Scored the last of her 17 points against #11/7 Utah (Dec. 10) on a pair of free throws in a five-point game with 31 seconds to play

Career Highs

- Pts 25 vs. Lincoln (PA), 12/2/20*
- FG 12 vs. Lincoln (PA), 12/2/20*
- FGA 15, 2x, last at Tennessee, 2/15/24*
- FT 8 at Pitt, 2/7/21*
- FTA 11, 2x, last vs. Georgia, 2/18/24*
- Reb 16, 4x, last vs. Georgia, 2/18/24*
- Off Reb 10 vs. Florida State, 3/5/21*
- Blk 9 vs. Notre Dame, 1/31/21*
- Stl 3, vs. Georgia, 2/18/24*
- Asst 6, 2x, last vs. Mississippi State, 1/7/24
- Min 35 at Ole Miss, 2/19/23

SEC Career Highs

- Pts 23, vs. Vanderbilt, 1/28/24
- FG 9, vs. Vanderbilt, 1/28/24
- FGA 15 at Tennessee, 2/15/24
- FT 6, 4x, last vs. Tennessee, 3/3/24
- FTA 11 vs. Georgia, 2/18/24
- Reb 16, 2x, last vs. Georgia, 2/18/24
- Off Reb 9, vs. Tennessee, 3/3/24
- Blk 5, 3x, last vs. Kentucky, 1/15/24
- Stl 3, vs. Georgia, 2/18/24
- Asst 6 vs. Mississippi State, 1/7/24
- Min 35 at Ole Miss, 2/19/23

NCAA Tournament Career Highs

- Pts 14 vs. Iowa, 3/31/23
- FG 7 vs. Iowa, 3/31/23
- FGA 9, 4x, last vs. Iowa, 3/31/23*
- FT 5 vs. Creighton, 3/27/22
- FTA 6, 2x, last vs. Creighton, 3/27/22*
- Reb 14 vs. Iowa, 3/31/23
- Off Reb 9 vs. Iowa, 3/31/23
- Blk 6 vs. South Dakota St., 3/21/21*
- Stl 2 vs. North Carolina, 3/24/24
- Asst 1, 3x, last vs. North Carolina, 3/24/24
- Min 32 vs. Iowa, 3/31/23

* indicates occurred at least once at previous school

CAREER STATS

SEASON	TEAM	GP-GS	MIN/AVG	FG-FGA	FG%	3FG-3FGA	3FG%	FT-FTA	FT%	OFF	DEF	TOT	AVG	PF-FO	A	TO	BLK	STL	PTS	AVG
2020-21	SU	24-23	565/23.5	132-229	.576	0-1	.000	62-103	.602	82	111	193	8.0	65-0	16	42	65	15	326	13.6
2021-22	USC	32-0	424/13.3	68-123	.553	0-0	.000	38-53	.717	61	103	164	5.1	49-0	31	39	46	11	174	5.4
2022-23	USC	36-0	678/18.8	138-247	.559	0-0	.000	77-111	.694	134	173	307	8.5	69-1	33	39	70	14	353	9.8
2023-24	USC	29-28	724/25.0	160-274	.584	1-1	1.000	82-120	.683	104	172	276	9.5	57-2	61	48	74	18	403	13.9
TOTAL FOR USC		97-28	1826/18.8	366-644	.568	1-1	1.000	197-284	.694	299	448	747	7.7	175-3	125	126	190	43	930	9.6
TOTAL		121-51	2391/19.8	498-873	.570	1-2	.500	259-387	.669	381	559	940	7.8	240-3	141	168	255	58	1256	10.4

- Broke a tie game at Duke (Dec. 3) with the first of her eight fourth-quarter points and added the others on a personal 7-0 run that build a 13-point lead with 3:11 to play
- Grabbed seven of her 16 rebounds at #24/24 North Carolina (Nov. 30) and added two of her four blocks in the pivotal third quarter that saw UNC score just 12 points ... snagged three defensive boards in 90-second span to help fuel a 6-0 Gamecock run midway through the period
- Scored nine of her Gamecock career high 23 points against South Dakota State (Nov. 20) in the second quarter to create separation after establishing just a four-point advantage in the first quarter
- Burst into the season and a starting role with a 20-point, 15-rebound outing in the Gamecocks' historic season debut in Paris with eight of her rebounds coming in the pivotal second quarter against #10/10 Notre Dame (Nov. 6) and 13 of her points coming in just 6:25 of the third quarter to shut the door on the Fighting Irish

2023-24 GAME-BY-GAME

Opponent	Date	GS	MIN	FG-FGA	PCT	3FG-3FGA	PCT	FT-FTA	PCT	OFF	DEF	TOT	AVG	PF	A	TO	BLK	STL	PTS	AVG	
vs Notre Dame	11/06/2023	*	24:22	9-14	.643	0-0	.000	2-3	.667	6	9	15	15.0	2	1	2	4	0	20	20.0	
Maryland	11/12/2023	*	24:52	5-7	.714	0-0	.000	2-2	1.000	1	6	7	11.0	4	2	1	2	0	12	16.0	
Clemson	11/16/2023	*	22:57	6-9	.667	0-0	.000	3-7	.429	4	9	13	11.7	1	4	2	3	0	15	15.7	
South Dakota St.	11/20/2023	*	32:10	8-12	.667	0-0	.000	7-8	.875	5	5	10	11.3	1	0	0	6	1	23	17.5	
Mississippi Val.	11/24/2023	*	20:34	7-13	.538	0-0	.000	0-3	.000	5	5	10	11.0	1	3	0	5	0	14	16.8	
at North Carolina	11/30/2023	*	32:52	2-5	.400	0-0	.000	2-4	.500	3	13	16	11.8	5	2	2	4	2	6	15.0	
at Duke	12/03/2023	*	34:55	5-10	.500	0-0	.000	5-7	.714	3	11	14	12.1	0	2	3	0	2	15	15.0	
Morgan St.	12/06/2023	*	20:20	4-5	.800	0-0	.000	2-2	1.000	1	6	7	11.5	0	0	2	2	0	10	14.4	
vs Utah	12/10/2023	*	25:25	6-9	.667	0-0	.000	5-5	1.000	0	6	6	10.9	4	1	4	2	0	17	14.7	
Presbyterian	12/16/2023	*	22:30	5-8	.625	0-0	.000	2-3	.667	5	4	9	10.7	1	3	1	7	0	12	14.4	
at Bowling Green	12/19/2023	*	18:51	5-7	.714	0-0	.000	1-1	1.000	0	4	4	10.1	1	5	3	2	1	11	14.1	
at East Carolina	12/30/2023	*	20:48	4-8	.500	0-0	.000	4-4	1.000	3	7	10	10.1	2	5	0	2	0	12	13.9	
at Florida	01/04/2024	*	28:17	5-8	.625	0-0	.000	0-0	.000	3	12	15	10.5	0	1	3	1	1	10	13.6	
Mississippi St.	01/07/2024	*	28:58	5-11	.455	0-0	.000	3-6	.500	7	7	14	10.7	2	6	2	1	0	13	13.6	
at Missouri	01/11/2024	*	21:30	2-5	.400	0-0	.000	3-3	1.000	2	6	8	10.5	3	1	2	1	0	7	13.1	
Kentucky	01/15/2024	*	21:35	6-9	.667	0-0	.000	0-1	.000	4	7	11	10.6	2	3	2	5	0	12	13.1	
at Texas A&M	01/21/2024	*	25:15	7-9	.778	0-0	.000	3-4	.750	3	10	13	10.7	1	1	1	2	0	17	13.3	
at LSU	01/25/2024	*	32:10	5-11	.455	0-0	.000	1-1	1.000	2	6	8	10.6	1	2	2	2	2	11	13.2	
Vanderbilt	01/28/2024	*	23:46	9-14	.643	0-0	.000	5-7	.714	4	2	6	10.3	1	0	3	2	0	23	13.7	
at Auburn	02/01/2024	*	26:12	5-11	.455	0-0	.000	3-6	.500	4	2	6	10.1	2	0	2	3	0	13	13.7	
Ole Miss	02/04/2024	*	20:16	6-10	.600	0-0	.000	5-8	.625	0	4	4	9.8	3	3	1	4	2	17	13.8	
at Tennessee	02/15/2024	*	28:45	8-15	.533	0-0	.000	2-4	.500	6	4	10	9.8	2	3	2	3	1	18	14.0	
Georgia	02/18/2024	*	25:51	5-10	.500	0-0	.000	6-11	.545	8	8	16	10.1	2	5	1	3	3	16	14.1	
at Arkansas	02/29/2024	*	15:51	5-8	.625	0-0	.000	1-2	.500	1	2	3	9.8	0	1	0	1	0	11	14.0	
Tennessee	03/03/2024	*	24:03	6-13	.462	0-0	.000	6-7	.857	9	5	14	10.0	5	2	1	0	1	18	14.1	
vs Texas A&M	03/08/2024	*	24:25	6-7	.857	0-0	.000	5-6	.833	5	1	6	9.8	3	3	1	1	0	17	14.2	
vs Tennessee	03/09/2024	*	29:24	6-10	.600	1-1	1.000	0-1	.000	2	3	5	9.6	3	1	2	3	0	13	14.2	
vs LSU	03/10/2024	*	22:27	4-9	.444	0-0	.000	0-0	.000	3	3	6	9.5	4	0	3	3	0	8	14.0	
North Carolina	03/24/2024	*	24:32	4-7	.571	0-0	.000	4-4	1.000	5	5	10	9.5	1	1	0	0	2	12	13.9	
Totals			28	723:54	160-274	.584	1-1	1.000	82-120	.683	104	172	276	9.5	57	61	48	74	18	403	13.9

25 RAVEN JOHNSON

5-9 • R-So. • Guard • Atlanta, Ga.
Major: Services Management



Full Bio



INSTAGRAM: @Hollywood_Raven • X: @HollywoodRaven

Awards

At South Carolina

- All-SEC Second Team (2024)
- SEC All-Freshman Team (2023)
- 2x SEC Academic Honor Roll (2022, 2023)

High School

- Naismith Player of the Year
- WBCA Player of the Year
- All-America (Naismith, WBCA, McDonald's)

USA Basketball

- 2023 FIBA AmeriCup, silver medal
- 2021 U19 World Cup Team trials
- 2019 U16 National Team finalist

In the Gamecock Record Book

Season

- 5th – Assist-to-turnover ratio (2.37 (123:52) in 2022-23)
- 5th – Assist-to-turnover ratio in an SEC season (2.65 (69:26) in 2023-24)

Game

- 2nd – Assists in a game (17 vs. Clemson, 11/16/23)

Career Notables

- Has been part of three SEC regular-season championships (2022, 2023, 2024), two SEC Tournament titles (2023, 2024), a National Championship (2022) and two NCAA Final Fours (2022, 2023)
- Suffered season-ending left knee injury in the first quarter of second game of 2021-22
- Ranked the No. 1 point guard and No. 2 overall player in the Class of 2021
- National High School Player of the Year (2021) and two-time state player of the year
- Led Westlake to four state championships

Season Highlights

- Among the best lead guards in the nation, ranking seventh in assist-to-turnover ratio (2.8, 1st in SEC) ... is third in the SEC in assists per game (4.8) and eighth in steals per game (2.1)
- Led the team in rebounding and assists at the SEC Tournament, averaging 6.0 boards and 4.7 assists, and her 8.7 points per game were third on the team
- Had her 13th game in double figures in the SEC Tournament semifinal against Tennessee (Mar. 9), putting up seven of her 11 points in the second half, including four points in the last 3:28 to help set up the victory
- Went a perfect 3-for-3 from the field in the SEC Tournament quarterfinal against Texas A&M (Mar. 8), grabbing a team-high six boards and dishing out five assists to lead the team for the 18th time this season
- Scored four of her nine points against Georgia (Feb. 18) in the middle of a 9-0 run to build a 10-point lead midway through the second half
- Dominated the glass at Tennessee (Feb. 15) with a team-high 15 rebounds, including eight in the first half
- Had a career night on the glass against #11/9 UConn (Feb. 11), pulling down 12 rebounds alongside 10 points, with eight coming in the third quarter alone, to earn her first career double-double
- Handed out six assists against Ole Miss (Feb. 4), tallying her 30th career game leading the team in the category
- Hit a 3 to open up the second half at Auburn (Feb. 1), starting an 18-9 run to put Gamecocks on top by double digits
- Knocked down a pair of 3s in the third quarter against Vanderbilt (Jan. 28) as part of a 17-5 run ... added seven assists
- Finished just shy of her first career double-double, adding nine rebounds to her 13 points at #9/9 LSU (Jan. 25) ... scored five in the deciding fourth quarter, including a pair of free throws to tie the game at 67 with 4:02 to play and the game-clinching driving layup with 22 seconds on the clock
- Opened up scoring in the second quarter at Vanderbilt (Jan. 19), contributing half her eight points to a 6-0 run
- Contributed seven of her 11 points against Kentucky (Jan. 15) in a 29-4 third-quarter run in addition to six assists
- Led the charge in the second quarter against Missouri (Jan. 11) with four assists and two steals to go with a 3-pointer that launched a 15-2 run that closed the half
- Was aggressive early at Florida (Jan. 4) with 10 of her 16 points coming in the first quarter on 4-of-5 shooting
- Was perfect from the field, including a pair of 3s, against Morgan State (Dec. 6)
- Hit a 3 with under five minutes to go at Duke (Dec. 3) to double the Gamecocks' lead and start a 17-4 run the closed out the victory, adding a pair of assists to the game-winning surge as well
- Scored a career-best 18 points against South Dakota State (Nov. 20) while adding six assists and five steals
- Handed out 17 assists against Clemson (Nov. 16) – the most by an SEC player since 2005 and the second-most in program history

Miscellaneous

	Season	Career	Record
Double-Doubles	1	1	1-0
10+ Points	14	17	16-1
10+ Rebounds	2	2	2-0
5+ Assists	17	29	29-0
5+ Steals	3	3	3-0
Tm-High Assists	21	39	39-0
Tm-High Rebs.	6	6	6-0

Career Highs

Pts	18 vs. South Dakota State, 11/20/23
FG	9 vs. South Dakota State, 11/20/23
FGA	13 vs. South Dakota State, 11/20/23
3FG	3, 2x, last at Duke, 12/3/23
3FGA	6, 2x, last vs. Iowa, 3/31/23
FT	5 at UConn, 2/5/23
FTA	7 at UConn, 2/5/23
Reb	15 at Tennessee, 2/15/24
Off Reb	3, 6x, last vs. North Carolina, 3/24/24
Blk	2 at Clemson, 11/17/22
Stl	5, 3x, last vs. Miss. Valley State, 11/24/23
Asst	17 vs. Clemson, 11/16/23
Min	38 vs. Tennessee, 3/5/23

SEC Career Highs

Pts	16 at Florida, 1/4/24
FG	6 at Florida, 1/4/24
FGA	12 at LSU, 1/25/24
3FG	2, 2x, last vs. Vanderbilt, 1/28/24
3FGA	5 vs. Georgia, 2/18/24
FT	4 at Florida, 1/4/24
FTA	6 vs. Ole Miss, 2/4/24
Reb	15 at Tennessee, 2/15/24
Off Reb	3, 3x, last at Kentucky, 2/25/24
Blk	1, 9x, last at Kentucky, 2/25/24
Stl	4, 2x, last vs. Missouri, 2/8/24
Asst	7, 4x, last at Arkansas 2/29/24
Min	37 vs. Georgia, 2/18/24

NCAA Tournament Career Highs

Pts	13 vs. Iowa, 3/31/23
FG	5, 2x, last vs. Presbyterian, 3/24/24
FGA	11 vs. Iowa, 3/31/23
3FG	3 vs. Iowa, 3/31/23
3FGA	6 vs. Iowa, 3/31/23
FT	4 vs. Maryland, 3/27/23
FTA	6 vs. Maryland, 3/27/23
Reb	6 vs. North Carolina, 3/24/24
Off Reb	3 vs. North Carolina, 3/24/24
Stl	4 vs. Presbyterian, 3/22/24
Asst	7 vs. Norfolk St., 3/17/23
Min	29 vs. Iowa, 3/31/23

CAREER STATS

SEASON	TEAM	GP-GS	MIN	AVG	FG-FGA	FG%	3FG-3FGA	3FG%	FT-FTA	FT%	OFF	DEF	TOT	AVG	PF-FO	A	TO	BLK	STL	PTS	AVG
2021-22	USC	2-0	8/4.2	0-1	.000	0-0	.000	0-0	.000	0	1	1	0.5	0-0	0	1	0	0	0	0.0	
2022-23	USC	36-3	674/18.7	60-163	.368	14-58	.241	17-26	.654	20	74	94	2.6	38-0	123	52	13	40	151	4.2	
2023-24	USC	33-31	910/27.6	108-239	.452	21-65	.323	28-45	.622	37	139	176	5.3	35-0	159	56	5	68	265	8.0	
TOTAL		71-34	1592/22.4	168-403	.417	35-123	.285	45-71	.634	57	214	271	3.8	73-0	282	109	18	108	416	5.9	

- Opened the season with a balanced showing in Paris against #10/10 Notre Dame (Nov. 6), scoring nine of her 11 points in the first half and dishing all eight of her assists after the break

2023-24 GAME-BY-GAME

Opponent	Date	GS	MIN	FG-FGA	PCT	3FG-3FGA	PCT	FT-FTA	PCT	OFF	DEF	TOT	AVG	PF	A	TO	BLK	STL	PTS	AVG
vs Notre Dame	11/06/2023	*	22:02	5-10	.500	1-3	.333	0-0	.000	0	2	2	2.0	3	7	2	0	1	11	11.0
Maryland	11/12/2023	*	29:08	3-8	.375	2-3	.667	0-0	.000	0	3	3	2.5	1	8	1	0	1	8	9.5
Clemson	11/16/2023	*	32:26	3-8	.375	0-3	.000	0-0	.000	2	6	8	4.3	2	17	2	0	5	6	8.3
South Dakota St.	11/20/2023	*	29:21	9-13	.692	0-2	.000	0-1	.000	2	1	3	4.0	0	6	1	0	5	18	10.8
Mississippi Val.	11/24/2023	*	24:25	4-5	.800	2-3	.667	2-2	1.000	1	7	8	4.8	0	5	1	0	5	12	11.0
at North Carolina	11/30/2023	*	37:07	3-8	.375	0-1	.000	3-6	.500	0	7	7	5.2	2	2	4	0	3	9	10.7
at Duke	12/03/2023	*	37:18	4-7	.571	3-4	.750	0-0	.000	0	4	4	5.0	1	4	3	0	2	11	10.7
Morgan St.	12/06/2023	*	21:04	5-5	1.000	2-2	1.000	0-0	.000	0	2	2	4.6	1	5	2	0	2	12	10.9
vs Utah	12/10/2023	*	32:38	1-6	.167	0-2	.000	0-0	.000	0	2	2	4.3	2	4	5	0	1	2	9.9
at Bowling Green	12/19/2023	*	23:39	2-4	.500	1-2	.500	0-0	.000	0	2	2	4.1	2	4	0	0	2	5	9.4
at East Carolina	12/30/2023	*	22:45	1-2	.500	0-1	.000	2-4	.500	2	5	7	4.4	0	3	0	0	1	4	8.9
at Florida	01/04/2024	*	26:09	6-9	.667	0-1	.000	4-4	1.000	1	3	4	4.3	1	5	1	0	4	16	9.5
Mississippi St.	01/07/2024	*	27:13	2-8	.250	1-2	.500	2-2	1.000	1	4	5	4.4	1	2	1	0	1	7	9.3
at Missouri	01/11/2024	*	29:01	5-9	.556	0-1	.000	0-0	.000	0	2	2	4.2	1	2	2	1	3	10	9.4
Kentucky	01/15/2024	*	18:57	5-9	.556	1-2	.500	0-0	.000	0	3	3	4.1	1	6	0	0	2	11	9.5
at Texas A&M	01/21/2024	*	21:12	3-5	.600	0-0	.000	0-0	.000	0	0	0	3.9	3	4	0	0	1	6	9.3
at LSU	01/25/2024	*	35:47	5-12	.417	0-3	.000	3-4	.750	2	7	9	4.2	1	4	3	0	0	13	9.5
Vanderbilt	01/28/2024	*	26:12	4-7	.571	2-3	.667	0-0	.000	1	2	3	4.1	0	7	0	0	1	10	9.5
at Auburn	02/01/2024	*	26:52	4-11	.364	1-3	.333	1-2	.500	1	4	5	4.2	0	6	3	0	2	10	9.5
Ole Miss	02/04/2024	*	26:47	1-4	.250	0-1	.000	3-6	.500	0	4	4	4.2	2	6	0	0	2	5	9.3
Missouri	02/08/2024	*	23:52	3-8	.375	0-0	.000	0-1	.000	3	5	8	4.3	0	2	3	1	4	6	9.1
UConn	02/11/2024	*	30:43	4-10	.400	0-1	.000	2-2	1.000	2	10	12	4.7	0	5	2	0	2	10	9.2
at Tennessee	02/15/2024	*	35:18	1-6	.167	0-1	.000	0-0	.000	3	12	15	5.1	2	5	1	0	1	2	8.9
Georgia	02/18/2024	*	37:20	4-8	.500	1-5	.200	0-0	.000	1	4	5	5.1	2	2	3	1	1	9	8.9
Alabama	02/22/2024	*	17:38	0-5	.000	0-2	.000	0-2	.000	2	3	5	5.1	0	2	1	1	2	0	8.5
at Kentucky	02/25/2024	*	24:49	3-5	.600	1-1	1.000	2-2	1.000	3	3	6	5.2	1	5	4	1	2	9	8.5
at Arkansas	02/29/2024	*	25:00	1-5	.200	1-2	.500	1-2	.500	0	6	6	5.2	0	7	1	0	3	4	8.4
Tennessee	03/03/2024	*	21:21	0-6	.000	0-2	.000	0-0	.000	2	6	8	5.3	3	4	3	0	1	0	8.1
vs Texas A&M	03/08/2024	*	29:14	3-3	1.000	0-0	.000	0-0	.000	1	5	6	5.3	1	5	4	0	0	6	8.0
vs Tennessee	03/09/2024	*	34:02	4-10	.400	1-3	.333	2-2	1.000	3	4	7	5.4	1	4	0	0	0	11	8.1
vs LSU	03/10/2024	*	31:42	4-11	.364	1-4	.250	0-0	.000	0	5	5	5.4	0	5	1	0	1	9	8.1
Presbyterian	03/22/2024	*	26:55	5-8	.625	0-2	.000	1-3	.333	1	3	4	5.3	0	4	0	0	4	11	8.2
North Carolina	03/24/2024	*	21:39	1-4	.250	0-0	.000	0-0	.000	3	3	6	5.3	1	2	2	0	3	2	8.0
Totals		31	909:37	108-239	.452	21-65	.323	28-45	.622	37	139	176	5.3	35	159	56	5	68	265	8.0

O

TE-HINA PAOPAO

5-9 • Sr. • Guard • Oceanside, Calif.
Major: Sociology



Full Bio



INSTAGRAM: @TeHinaPaopao • X: @TeHinaPaopao

Awards

At South Carolina

- All-America Second Team (2024, USBWA)
- All-America Honorable Mention (2024, AP)
- All-SEC Second Team (2024)
- 2024 Nancy Lieberman Finalist

At Oregon

- 2x All-Pac-12 First Team (2022, 2021)
- All-Pac-12 Honorable Mention (2023)
- Pac-12 All-Freshman Team (2021)

High School

- McDonald's All-America (2020)

Miscellaneous

	Season	Career	Record
Double-Doubles	0	1*	1-0
20+ Points	1	12*	10-2
10+ Points	22	73*	58-15
5+ Assists	12	37*	35-4
Tm-High Points	4	25*	16-9
Tm-High Rebs.	0	7*	3-4
Tm-High Assists	10	52*	39-13

* indicates occurred at least once at previous NCAA Div. I school

In the Gamecock Record Book

Season

- 7th – 3-Pt field goals made in a season (79 in 2023-24)
- 4th – Assist-to-turnover ratio in an SEC season (2.70 (62:23) in 2023-24)

Career Notables

- Scored her 1,000th career point against Clemson (Nov. 16)
- Three-time All-Pac-12 selection while at Oregon, helping Ducks to a pair of NCAA Tournament appearances
- In 2022-23, led Oregon in 3-point shooting with 2.3 made 3s per game on 42.4 percent shooting, which ranked second and fourth in the Pac-12, respectively
- Ranked No. 11 overall player in Class of 2020
- Led La Jolla Country Day to No. 1 national ranking and 32-1 record as a senior

Season Highlights

- Leads the nation in 3-point percentage ... is second in the SEC in made threes per game (2.4), fourth in assist-to-turnover ratio (2.3) and ninth in assists per game (3.7)
- Ranks second in the SEC and 26th in the nation in player offensive rating (125.5)
- Team's top scorer against ranked opponents with 14.6 points per game while averaging 4.7 assists
- Hit four 3s in NCAA Tournament opener against Presbyterian (Mar. 22) for 12 of her 18 points
- Sank three straight 3s at Kentucky (Feb. 25) in under a minute in the third quarter for nine of her 11 points
- Tallied all 15 of her points against Georgia (Feb. 18) from behind the arc, including back-to-back 3s to double the lead to 12 with four minutes left in the game
- Scored 16 of her season-high 21 points against #11/9 UConn (Feb. 11) in the first half, finishing with five made 3s – the most by a Gamecock this season
- Racked up seven of her nine points including a 3 against Vanderbilt (Jan. 28) in the second quarter as part of a 19-5 run, and all within just four minutes on the court
- Scored all seven of her fourth-quarter points at #9/9 LSU (Jan. 25) during an 11-4 run that opened the period and gave the Gamecocks their first lead since the game's opening minutes
- Bookended a 12-3 run that closed the first half at Missouri (Jan. 11) with a floater and a 3-pointer from the left wing that turned a four-point lead into a 13-point halftime advantage
- Added five to a 17-8 run against Mississippi State (Jan. 7) to extend the Gamecocks' lead by 27 in the final quarter, finishing in double digits for the 11th time this season in 13 games
- Set the tone early at Florida (Jan. 4) with 12 points in the first quarter on 4-of-4 3-point shooting, finishing with a team-high 17 points
- Named Basketball Hall of Fame Women's Showcase Game MVP with clutch shooting and solid defense against #11/7 Utah (Dec. 12), scoring seven of her 15 points in the fourth quarter and drawing an offensive foul with 56 seconds to play and the Utes within five ... earning SEC Player of the Week and a spot on that week's NCAA's Starting 5
- Scored 10 of the team's 20 third-quarter points at Duke (Dec. 3) on perfect shooting (3-3 FG, 2-2 3FG, 2-2 FT) to help hold off the Blue Devils' rally
- Hit a pair of 3s in the third quarter at #24/24 North Carolina (Nov. 30), including one that gave the Gamecocks their first lead with 5:48 to go in the period ... hit another from the top of the key with 5:34 left in the game to turn a two-point lead into a five-point advantage
- Hit a sterling 4-of-5 from 3-point range against Clemson (Nov. 16), including 3-of-3 accuracy in the first quarter, to record her fourth-straight 14-point game and reach the 1,000-point plateau for her career

Career Highs

Pts	28 vs. Stanford, 3/2/23*
FG	9, 2x, last vs. North Dakota St., 3/17/23*
FGA	21 at Oregon St., 2/11/22*
3FG	7, 2x, last vs. Stanford, 3/2/23*
3FGA	11, 2x, last vs. Georgia, 2/18/24*
FT	6, 2x, last at Oregon State, 2/11/22*
FTA	6, 3x, last at Duke, 12/3/23*
Reb	9 vs. Stanford, 2/15/21*
Off Reb	5 at Southern University, 11/14/22*
Blk	2, 3x, last vs. Utah, 2/5/23*
Stl	4, 2x, last vs. Seattle, 11/12/22*
Asst	10 vs. San Diego, 3/23/23*
Min	43 vs. Arizona, 1/15/22*

SEC Career Highs

Pts	17 at Florida, 1/4/24
FG	6, 2x, last at Missouri, 1/11/24
FGA	12, 4x, last vs. Tennessee, 3/3/24
3FG	5 vs. Georgia, 2/18/24
3FGA	11 vs. Georgia, 2/18/24
FT	4 vs. Kentucky, 1/15/24
FTA	4 vs. Kentucky, 1/15/24
Reb	6 at Missouri, 1/11/24
Off Reb	1, 4x, last vs. Tennessee, 3/3/24
Blk	1, 4x, last at Kentucky, 2/25/24
Stl	2, 2x, last vs. Alabama, 2/22/24
Asst	6 at LSU, 1/25/24
Min	39 at LSU, 1/25/24

NCAA Tournament Career Highs

Pts	18, 2x, last vs. Presbyterian, 3/22/24*
FG	8 vs. Mercer, 3/19/22*
FGA	17 vs. Mercer, 3/19/22*
3FG	4 vs. Presbyterian, 3/22/24
3FGA	8 vs. Mercer, 3/19/22*
Reb	6 vs. Mercer, 3/19/22*
Off Reb	2 vs. Mercer, 3/19/22*
Blks	1 vs. Mercer, 3/19/22*
Stl	2 vs. Mercer, 3/19/22*
Asst	6 vs. North Carolina, 3/24/24
Min	41 vs. Mercer, 3/19/22*

* indicates occurred at least once at previous NCAA Div. I school

CAREER STATS

SEASON	TEAM	GP-GS	MIN	AVG	FG-FGA	FG%	3FG-3FGA	3FG%	FT-FTA	FT%	OFF	DEF	TOT	AVG	PF-FO	A	TO	BLK	STL	PTS	AVG
2020-21	Oregon	19-19	540	28.4	78-180	.433	30-76	.395	8-10	.800	14	47	61	3.2	27-0	84	35	5	27	194	10.2
2021-22	Oregon	23-22	752	32.7	118-305	.387	36-120	.300	40-46	.870	21	71	92	4.0	29-0	76	46	3	25	312	13.6
2022-23	Oregon	35-35	1139	32.5	166-377	.440	81-191	.424	44-50	.880	38	110	148	4.2	36-0	117	64	11	45	457	13.1
2023-24	USC	33-33	908	27.5	133-285	.467	79-166	.476	25-29	.862	8	81	89	2.7	19-0	125	54	6	28	370	11.2
TOTAL FOR USC		33-33	908/27.5	133-285	.467	79-166	.476	25-29	.862	8	81	89	2.7	19-0	125	54	6	28	370	11.2	
TOTAL		110-109	3339/30.4	495-1147	.432	226-553	.409	117-135	.867	81	309	390	3.5	111-0	402	199	25	125	1333	12.1	

- Exploded for nine of her 14 points against #14/11 Maryland in the second quarter with all three 3s coming in a 20-5 run over the final 3:43 of the period that tied the game and established a 12-point halftime lead
- Got the team off to a solid start in the season opener in Paris against #10/10 Notre Dame (Nov. 6) with seven points on 3-of-4 shooting, two assists and two steals in the opening quarter

2023-24 GAME-BY-GAME

Opponent	Date	GS	MIN	FG-FGA	PCT	3FG-3FGA	PCT	FT-FTA	PCT	OFF	DEF	TOT	AVG	PF	A	TO	BLK	STL	PTS	AVG
vs Notre Dame	11/06/2023	*	27:28	6-10	.600	2-4	.500	0-0	.000	0	3	3	3.0	1	6	1	0	3	14	14.0
Maryland	11/12/2023	*	29:55	5-12	.417	4-8	.500	0-0	.000	0	0	0	1.5	1	8	3	0	1	14	14.0
Clemson	11/16/2023	*	19:19	5-8	.625	4-5	.800	0-0	.000	1	2	3	2.0	0	1	2	0	0	14	14.0
Mississippi Val.	11/24/2023	*	20:40	4-7	.571	2-5	.400	0-0	.000	1	7	8	3.5	0	1	1	1	0	10	13.0
at North Carolina	11/30/2023	*	37:02	5-14	.357	3-6	.500	1-2	.500	0	5	5	3.8	1	4	0	0	1	14	13.2
at Duke	12/03/2023	*	26:01	3-7	.429	2-4	.500	4-6	.667	1	0	1	3.3	0	1	3	0	0	12	13.0
Morgan St.	12/06/2023	*	22:47	4-6	.667	2-4	.500	2-2	1.000	0	1	1	3.0	0	5	1	0	1	12	12.9
vs Utah	12/10/2023	*	35:02	6-11	.545	3-7	.429	0-0	.000	0	3	3	3.0	2	2	3	0	3	15	13.1
Presbyterian	12/16/2023	*	23:20	2-6	.333	2-4	.500	0-0	.000	0	2	2	2.9	0	6	1	0	2	6	12.3
at Bowling Green	12/19/2023	*	25:52	4-6	.667	4-6	.667	0-0	.000	0	4	4	3.0	0	6	0	0	1	12	12.3
at East Carolina	12/30/2023	*	18:53	3-7	.429	3-5	.600	0-0	.000	0	1	1	2.8	0	2	2	0	1	9	12.0
at Florida	01/04/2024	*	22:10	6-8	.750	4-5	.800	1-1	1.000	0	3	3	2.8	1	4	4	0	1	17	12.4
Mississippi St.	01/07/2024	*	29:30	5-9	.556	2-4	.500	0-0	.000	0	3	3	2.8	0	5	2	0	2	12	12.4
at Missouri	01/11/2024	*	30:48	6-10	.600	3-4	.750	0-0	.000	1	5	6	3.1	1	3	0	1	1	15	12.6
Kentucky	01/15/2024	*	24:40	4-5	.800	2-3	.667	4-4	1.000	0	3	3	3.1	0	5	3	0	1	14	12.7
at Texas A&M	01/21/2024	*	27:11	4-7	.571	1-3	.333	1-1	1.000	0	1	1	2.9	0	5	1	0	0	10	12.5
at LSU	01/25/2024	*	38:37	4-12	.333	2-7	.286	2-2	1.000	0	0	0	2.8	1	6	2	0	0	12	12.5
Vanderbilt	01/28/2024	*	31:13	4-12	.333	1-7	.143	0-0	.000	0	2	2	2.7	0	4	0	0	0	9	12.3
at Auburn	02/01/2024	*	25:09	1-6	.167	1-4	.250	2-2	1.000	1	2	3	2.7	1	3	3	0	1	5	11.9
Ole Miss	02/04/2024	*	25:03	4-11	.364	1-4	.250	2-3	.667	0	3	3	2.8	1	3	0	0	0	11	11.9
Missouri	02/08/2024	*	22:57	2-4	.500	2-4	.500	0-0	.000	0	2	2	2.7	1	1	0	0	0	6	11.6
UConn	02/11/2024	*	31:34	8-12	.667	5-7	.714	0-0	.000	0	3	3	2.7	1	2	3	0	1	21	12.0
at Tennessee	02/15/2024	*	34:24	2-9	.222	0-3	.000	0-0	.000	0	0	0	2.6	2	4	0	1	1	4	11.7
Georgia	02/18/2024	*	32:42	5-12	.417	5-11	.455	0-0	.000	0	2	2	2.6	0	2	2	0	0	15	11.8
Alabama	02/22/2024	*	26:32	2-7	.286	1-3	.333	0-0	.000	0	3	3	2.6	1	4	2	1	2	5	11.5
at Kentucky	02/25/2024	*	21:39	4-5	.800	3-4	.750	0-0	.000	1	1	2	2.6	0	4	2	1	1	11	11.5
at Arkansas	02/29/2024	*	26:58	3-5	.600	2-4	.500	0-0	.000	0	4	4	2.6	2	5	2	0	0	8	11.4
Tennessee	03/03/2024	*	34:24	5-12	.417	2-5	.400	2-2	1.000	1	3	4	2.7	0	4	0	0	0	14	11.5
vs Texas A&M	03/08/2024	*	25:10	2-8	.250	2-4	.500	2-2	1.000	0	4	4	2.7	0	2	2	0	0	8	11.3
vs Tennessee	03/09/2024	*	27:31	1-8	.125	1-4	.250	0-0	.000	0	2	2	2.7	0	3	2	1	0	3	11.1
vs LSU	03/10/2024	*	32:29	4-11	.364	2-7	.286	2-2	1.000	0	2	2	2.7	0	5	2	0	2	12	11.1
Presbyterian	03/22/2024	*	24:09	7-11	.636	4-7	.571	0-0	.000	1	0	1	2.6	2	3	2	0	1	18	11.3
North Carolina	03/24/2024	*	26:29	3-7	.429	2-4	.500	0-0	.000	0	5	5	2.7	0	6	3	0	1	8	11.2
Totals			33 907:38	133-285	.467	79-166	.476	25-29	.862	8	81	89	2.7	19	125	54	6	28	370	11.2

35 SAKIMA WALKER

6-5 • Sr. • Center • Columbus, Ohio
Major: Services Management



Full Bio



Awards

At Northwest Florida State
NJCAA D1 Player of the Year (2023)
NJCAA Tournament MVP (2023)

High School

OHSBCA Player of the Year (2020)

Miscellaneous

	Season	Career	Record
10+ Points	2	7*	6-1
Tm-High Points	0	1*	1-0
Tm-High Rebs.	0	1*	1-0

Career Highs

Pts.....13 vs. Wagner, 12/18/21*
 FG.....5, 4x, last vs. Wagner, 12/18/21*
 FGA.....10 at Penn State, 12/9/21*
 FT.....4 vs. Presbyterian, 12/16/23
 FTA.....5 vs. Central Connecticut St., 12/14/21*
 Reb.....8 vs. Sacred Heart, 12/20/20*
 Off Reb.....4 vs. Central Connecticut St., 12/14/21*
 Blk.....3, 2x, last vs. Alabama, 2/22/24*
 Stl.....3, 3x, last vs. Central Connecticut St., 12/14/21*
 Asst.....2 vs. Hampton, 12/18/20*
 Min.....24 at Penn State, 12/9/21*

SEC Career Highs

Pts.....4, 5x, last at Arkansas, 2/29/24
 FG.....2, 5x, last at Arkansas, 2/29/24
 FGA.....4 vs. Missouri, 2/8/24
 FT.....1 vs. Ole Miss, 2/4/24
 FTA.....2 vs. Ole Miss, 2/4/24
 Reb.....4 at Auburn, 2/1/24
 Off Reb.....3 at Auburn, 2/1/24
 Blk.....3, vs. Alabama, 2/22/24
 Stl.....1 vs. Alabama, 2/22/24
 Asst.....2 vs. Missouri, 2/8/24
 Min.....17 vs. Alabama, 2/22/24

NCAA Tournament Career Highs

Pts.....5 vs. Presbyterian, 3/22/24
 FG.....1, 2x, last vs. Presbyterian, 3/22/24*
 FGA.....2, 2x, last vs. Presbyterian, 3/22/24*
 3FG.....
 3FGA.....
 FT.....3 vs. Presbyterian, 3/22/24
 FTA.....4 vs. Presbyterian, 3/22/24
 Reb.....2 vs. Presbyterian, 3/22/24
 Off Reb.....1 vs. BYU, 3/22/21*
 Blk.....
 Stl.....1 vs. Presbyterian, 3/22/24
 Asst.....
 Min.....16 vs. Presbyterian, 3/22/24

* indicates occurred at least once at previous NCAA Div. I school

Career Notables

- Led Northwest Florida State to 2023 NJCAA National Championship and picked up NJCAA D1 Player of the Year honors in her lone season there after transferring from Rutgers
- Ranked the No. 7 post player in the Class of 2020
- Led Africentric Early College to back-to-back Division III Ohio State Championships (2019, 2020)

Season Highlights

- Has played in 30 games this season, including 11 SEC contests, averaging 7.8 minutes
- Added four of her five points against Presbyterian (Mar. 22) in the final four minutes of the game as part of a 12-2 run to close out the fourth quarter
- Dished out an assist and grabbed two boards in three minutes on the court in the SEC Tournament title game against #8/5 LSU (Mar. 10)
- Had a team and career-high three blocks against Alabama (Feb. 22) in a new SEC-high 17 minutes on the floor
- Played in a new SEC career-high 12 minutes against Missouri (Feb. 8), grabbing four points to tie her SEC career high and dishing out two assists
- Grabbed a point and new SEC career-high two steals against Ole Miss (Feb. 4) in just four minutes on the court
- Tied her SEC career-high four points at Auburn (Feb. 1) as part of a 19-9 fourth-quarter run ... set new SEC career-high of four boards (three offensive)
- Tallied a new SEC career-high four points going a perfect 2-for-2 at Texas A&M (Jan. 21) in five minutes on the floor
- Played an SEC career-high 10 minutes against Kentucky (Jan. 15)
- Knocked down her first bucket in SEC play against Mississippi State (Jan. 7) in addition to a block in just over three minutes on the court
- Had a Gamecock career game in just 11 minutes against Presbyterian (Dec. 16) with all 12 of her points coming in the fourth quarter
- Scored double-figures for the first time as a Gamecock with 10 points against Clemson (Nov. 16) on a perfect 4-of-4 from the field and 2-of-2 from the free throw line
- Made her Gamecock debut with nine minutes in Paris against #10/10 Notre Dame

2023-24 GAME-BY-GAME

Opponent	Date	GS	MIN	FG-FGA	PCT	3FG-3FGA	PCT	FT-FTA	PCT	OFF	DEF	TOT	AVG	PF	A	TO	BLK	STL	PTS	AVG
vs Notre Dame	11/06/2023		08:35	0-1	.000	0-0	.000	0-0	.000	0	1	1	1.0	1	0	2	0	0	0	0.0
Maryland	11/12/2023		03:46	0-0	.000	0-0	.000	3-4	.750	1	0	1	1.0	0	0	0	0	0	3	1.5
Clemson	11/16/2023		15:29	4-4	1.000	0-0	.000	2-2	1.000	1	5	6	2.7	3	0	0	1	0	10	4.3
South Dakota St.	11/20/2023		07:38	0-0	.000	0-0	.000	0-0	.000	0	1	1	2.3	0	0	0	1	1	0	3.3
Mississippi Val.	11/24/2023		10:46	1-1	1.000	0-0	.000	2-2	1.000	1	4	5	2.8	0	0	0	0	0	4	3.4
at North Carolina	11/30/2023		04:29	0-1	.000	0-0	.000	0-0	.000	0	0	0	2.3	1	0	1	0	0	0	2.8
at Duke	12/03/2023		02:23	0-1	.000	0-0	.000	0-0	.000	0	0	0	2.0	1	0	1	0	0	0	2.4
Morgan St.	12/06/2023	*	15:19	0-0	.000	0-0	.000	0-0	.000	0	1	1	1.9	1	0	0	1	0	0	2.1
vs Utah	12/10/2023		03:08	1-1	1.000	0-0	.000	0-0	.000	1	0	1	1.8	1	0	1	0	0	2	2.1
Presbyterian	12/16/2023		11:22	4-6	.667	0-0	.000	4-4	1.000	1	0	1	1.7	0	0	1	2	12	3.1	
at Bowling Green	12/19/2023		13:50	0-2	.000	0-0	.000	2-2	1.000	0	0	0	1.5	1	0	1	0	1	2	3.0
at East Carolina	12/30/2023		10:38	0-2	.000	0-0	.000	0-2	.000	0	3	3	1.7	2	0	0	1	0	0	2.8
at Florida	01/04/2024		03:32	0-2	.000	0-0	.000	0-0	.000	1	1	2	1.7	0	0	1	0	0	0	2.5
Mississippi St.	01/07/2024		03:49	1-2	.500	0-0	.000	0-0	.000	0	0	0	1.6	0	0	1	1	0	2	2.5
Kentucky	01/15/2024		10:00	0-1	.000	0-0	.000	0-0	.000	0	1	1	1.5	0	0	1	0	0	0	2.3
at Texas A&M	01/21/2024		05:41	2-2	1.000	0-0	.000	0-0	.000	0	0	0	1.4	2	0	0	0	0	4	2.4
at Auburn	02/01/2024		09:51	2-3	.667	0-0	.000	0-0	.000	3	1	4	1.6	1	0	0	0	0	4	2.5
Ole Miss	02/04/2024		04:27	0-0	.000	0-0	.000	1-2	.500	0	0	0	1.5	0	0	0	0	2	1	2.4
Missouri	02/08/2024		12:26	2-4	.500	0-0	.000	0-1	.000	0	1	1	1.5	0	0	0	1	0	4	2.5
UConn	02/11/2024		06:26	0-0	.000	0-0	.000	0-0	.000	0	0	0	1.4	0	0	0	1	0	0	2.4
Georgia	02/18/2024		03:32	0-0	.000	0-0	.000	0-0	.000	0	0	0	1.3	0	0	1	0	0	0	2.3
Alabama	02/22/2024		17:23	0-1	.000	0-0	.000	0-0	.000	2	1	3	1.4	2	1	1	3	1	0	2.2
at Kentucky	02/25/2024		11:12	2-3	.667	0-0	.000	0-0	.000	0	2	2	1.4	5	1	0	1	0	4	2.3
at Arkansas	02/29/2024		08:19	2-3	.667	0-0	.000	0-0	.000	1	1	2	1.5	2	0	2	0	0	4	2.3
Tennessee	03/03/2024		02:28	0-0	.000	0-0	.000	0-0	.000	0	0	0	1.4	0	0	0	0	0	0	2.2
vs Texas A&M	03/08/2024		00:51	0-0	.000	0-0	.000	0-0	.000	0	0	0	1.3	0	0	0	0	0	0	2.2
vs Tennessee	03/09/2024		01:16	0-0	.000	0-0	.000	0-0	.000	0	0	0	1.3	1	0	2	0	0	0	2.1
vs LSU	03/10/2024		02:55	0-1	.000	0-0	.000	0-0	.000	1	1	2	1.3	1	1	0	0	0	0	2.0
Presbyterian	03/22/2024		16:25	1-2	.500	0-0	.000	3-4	.750	0	2	2	1.3	1	0	0	0	1	5	2.1
North Carolina	03/24/2024		05:27	0-0	.000	0-0	.000	0-0	.000	0	0	0	1.3	0	0	0	0	0	0	2.0
Totals		1	233:23	22-43	.512	0-0	.000	17-23	.739	13	26	39	1.3	26	3	15	12	8	61	2.0

CAREER STATS

SEASON	TEAM	GP-GS	MIN/AVG	FG-FGA	FG%	3FG-3FGA	3FG%	FT-FTA	FT%	OFF	DEF	TOT	AVG	PF-FO	A	TO	BLK	STL	PTS	AVG
2020-21	RU	15-0	144/9.6	20-27	.741	0-0	.000	9-13	.692	14	17	31	2.1	16-0	4	16	5	4	49	3.3
2021-22	RU	17-2	199/11.7	35-71	.493	0-0	.000	10-21	.476	17	31	48	2.8	10-0	2	14	9	14	80	4.7
2023-24	USC	30-1	233/7.8	22-43	.512	0-0	.000	17-23	.739	13	26	39	1.3	26-1	3	15	12	8	61	2.0
TOTAL FOR USC		30-1	233/7.8	22-43	.512	0-0	.000	17-23	.739	13	26	39	1.3	26-1	3	15	12	8	61	2.0
TOTAL		62-3	577/9.3	77-141	.546	0-0	.000	36-57	.632	44	74	118	1.9	52-1	9	45	26	26	190	3.1



Official Basketball Box Score - Final
Notre Dame at South Carolina
11/06/23 Hale Georges Center arena, Paris
2023-24 Women's Basketball

Game Time: 1:00 PM
Game Duration: 2:03
Attendance: 3,203

Officials: Gina Cross, Maj Forsberg, Angelica Suffren

Notre Dame - 71

Record: 0-1

Table with columns: NO. Name, Min, FG, 3P, FT, Rebounds, Fouls, TP, AS, TO, ST, Blocks, +/-

Shooting By Period table with columns: 1st, 2nd, 3rd, 4th, GM FG%, 3PT%, FT%

Technical Fouls:NONE

Dead Ball Rebounds: 5/0

South Carolina - 100

Record: 1-0

Table with columns: NO. Name, Min, FG, 3P, FT, Rebounds, Fouls, TP, AS, TO, ST, Blocks, +/-

Shooting By Period table with columns: 1st, 2nd, 3rd, 4th, GM FG%, 3PT%, FT%

Technical Fouls:NONE

Dead Ball Rebounds: 1/0

UND USC comparison table with columns: Biggest lead, Best Scoring Run, Lead Changes, Times Tied, Time with Lead

Points from Turnovers, Paint, Second Chance, Fast Breaks, Bench table

Period by Period Scoring table with columns: 1st, 2nd, 3rd, 4th, TOT



Official Basketball Box Score - Final
Maryland at South Carolina
11/12/23 Colonial Life Arena, Columbia
2023-24 Women's Basketball

Game Time: 1:00 PM
Game Duration: 1:52
Attendance: 16,007

Officials: Kevin Penhale, Brian Hall, Natasha Curry

Maryland - 76

Record: 1-1

Table with columns: NO. Name, Min, FG, 3P, FT, Rebounds, Fouls, TP, AS, TO, ST, Blocks, +/-

Shooting By Period table with columns: 1st, 2nd, 3rd, 4th, GM FG%, 3PT%, FT%

Technical Fouls:NONE

Dead Ball Rebounds: 1/4

South Carolina - 114

Record: 2-0

Table with columns: NO. Name, Min, FG, 3P, FT, Rebounds, Fouls, TP, AS, TO, ST, Blocks, +/-

Shooting By Period table with columns: 1st, 2nd, 3rd, 4th, GM FG%, 3PT%, FT%

Technical Fouls:NONE

Dead Ball Rebounds: 4/0

MAR USC comparison table with columns: Biggest lead, Best Scoring Run, Lead Changes, Times Tied, Time with Lead

Points from Turnovers, Paint, Second Chance, Fast Breaks, Bench table

Period by Period Scoring table with columns: 1st, 2nd, 3rd, 4th, TOT



Official Basketball Box Score - Final
Clemson at South Carolina
11/16/23 Colonial Life Arena, Columbia
2023-24 Women's Basketball

Game Time: 7:00 PM
Game Duration: 1:46
Attendance: 16,820

Officials: Roy Gubeyan, Denise Brooks, Tori Pallo

Clemson - 40

Record: 3-1

Table with columns: NO. Name, Min, FG, 3P, FT, Rebounds, Fouls, TP, AS, TO, ST, Blocks, +/-

Shooting By Period table with columns: 1st, 2nd, 3rd, 4th, GM FG%, 3PT%, FT%

Technical Fouls:NONE

Dead Ball Rebounds: 1/3

South Carolina - 109

Record: 3-0

Table with columns: NO. Name, Min, FG, 3P, FT, Rebounds, Fouls, TP, AS, TO, ST, Blocks, +/-

Shooting By Period table with columns: 1st, 2nd, 3rd, 4th, GM FG%, 3PT%, FT%

Technical Fouls:NONE

Dead Ball Rebounds: 4/2

CLE USC comparison table with columns: Biggest lead, Best Scoring Run, Lead Changes, Times Tied, Time with Lead

Points from Turnovers, Paint, Second Chance, Fast Breaks, Bench table

Period by Period Scoring table with columns: 1st, 2nd, 3rd, 4th, TOT



Official Basketball Box Score - Final
South Dakota St. at South Carolina
11/20/23 Colonial Life Arena, Columbia
2023-24 Women's Basketball

Game Time: 7:00 PM
Game Duration: 1:40
Attendance: 14,799

Officials: Angelica Suffren, Puulani Spurlock-Welsh, Cameron Inouye

South Dakota St. - 38

Record: 2-2

Table with columns: NO. Name, Min, FG, 3P, FT, Rebounds, Fouls, TP, AS, TO, ST, Blocks, +/-

Shooting By Period table with columns: 1st, 2nd, 3rd, 4th, GM FG%, 3PT%, FT%

Technical Fouls:NONE

Dead Ball Rebounds: 3/3

South Carolina - 78

Record: 4-0

Table with columns: NO. Name, Min, FG, 3P, FT, Rebounds, Fouls, TP, AS, TO, ST, Blocks, +/-

Shooting By Period table with columns: 1st, 2nd, 3rd, 4th, GM FG%, 3PT%, FT%

Technical Fouls:NONE

Dead Ball Rebounds: 3/0

SDS USC comparison table with columns: Biggest lead, Best Scoring Run, Lead Changes, Times Tied, Time with Lead

Points from Turnovers, Paint, Second Chance, Fast Breaks, Bench table

Period by Period Scoring table with columns: 1st, 2nd, 3rd, 4th, TOT



Official Basketball Box Score - Final
Mississippi Val. at South Carolina
11/24/23 Colonial Life Arena, Columbia
2023-24 Women's Basketball

Game Time: 1:00 PM
Game Duration: 1:48
Attendance: 14,558

Officials: Katie Lukanich, Charles Watson, Sarah Williams

Table with columns: NO., Name, Min, FG, 3P, FT, Rebounds, Fouls, TP, AS, TO, ST, Blocks, +/-, Shooting By Period (1st-4th, GM, 3PT, FT), Technical Fouls: NONE, Dead Ball Rebounds: 3, 2

Table with columns: NO., Name, Min, FG, 3P, FT, Rebounds, Fouls, TP, AS, TO, ST, Blocks, +/-, Shooting By Period (1st-4th, GM, 3PT, FT), Technical Fouls: NONE, Dead Ball Rebounds: 2, 1

Summary table with columns: MVS, USC, Points from Turnovers, Paint, Second Chance, Fast Breaks, Bench, Period by Period Scoring (1st-4th, TOT)



Official Basketball Box Score - Final
South Carolina at North Carolina
11/30/23 Carmichael Arena, Chapel Hill
2023-24 Women's Basketball

Game Time: 7:00 PM
Game Duration: 2:11
Attendance: 6,319

Officials: Dee Kanter, Denise Brooks, Fatou Cissoko-Shepkins

Table with columns: NO., Name, Min, FG, 3P, FT, Rebounds, Fouls, TP, AS, TO, ST, Blocks, +/-, Shooting By Period (1st-4th, GM, 3PT, FT), Technical Fouls: Watkins 1 #2:09, Dead Ball Rebounds: 4, 0

Table with columns: NO., Name, Min, FG, 3P, FT, Rebounds, Fouls, TP, AS, TO, ST, Blocks, +/-, Shooting By Period (1st-4th, GM, 3PT, FT), Technical Fouls: Kelly 1 #2:09, Dead Ball Rebounds: 3, 1

Summary table with columns: USC, UNC, Points from Turnovers, Paint, Second Chance, Fast Breaks, Bench, Period by Period Scoring (1st-4th, TOT)



Official Basketball Box Score - Final
South Carolina at Duke
12/09/23 Cameron Indoor Stadium, Durham
2023-24 Women's Basketball

Game Time: 1:00 PM
Game Duration: 1:51
Attendance: 5,607

Officials: Joseph Vaszily, Katie Lukanich, Billy Smith

Table with columns: NO., Name, Min, FG, 3P, FT, Rebounds, Fouls, TP, AS, TO, ST, Blocks, +/-, Shooting By Period (1st-4th, GM, 3PT, FT), Technical Fouls: Johnson 2 #0:00, Dead Ball Rebounds: 3, 0

Table with columns: NO., Name, Min, FG, 3P, FT, Rebounds, Fouls, TP, AS, TO, ST, Blocks, +/-, Shooting By Period (1st-4th, GM, 3PT, FT), Technical Fouls: Donovan 2 #0:00, Dead Ball Rebounds: 2, 0

Summary table with columns: SC, DU, Points from Turnovers, Paint, Second Chance, Fast Breaks, Bench, Period by Period Scoring (1st-4th, TOT)



Official Basketball Box Score - Final
Morgan St. at South Carolina
12/06/23 Colonial Life Arena, Columbia
2023-24 Women's Basketball

Game Time: 7:00 PM
Game Duration: 1:41
Attendance: 16,181

Officials: Denise Brooks, Carla Fountain, Nicole Brannon

Table with columns: NO., Name, Min, FG, 3P, FT, Rebounds, Fouls, TP, AS, TO, ST, Blocks, +/-, Shooting By Period (1st-4th, GM, 3PT, FT), Technical Fouls: NONE, Dead Ball Rebounds: 1, 0

Table with columns: NO., Name, Min, FG, 3P, FT, Rebounds, Fouls, TP, AS, TO, ST, Blocks, +/-, Shooting By Period (1st-4th, GM, 3PT, FT), Technical Fouls: NONE, Dead Ball Rebounds: 3, 0

Summary table with columns: MSU, USC, Points from Turnovers, Paint, Second Chance, Fast Breaks, Bench, Period by Period Scoring (1st-4th, TOT)



Official Basketball Box Score - Final
Utah at South Carolina
12/10/23 Morgan Sun Arena, UNC-Asheville
2023-24 Women's Basketball

Game Time: 2:30 PM
Game Duration: 1:53

Officials: Puanani Spurlock-Welch, Tyler Trimble, Mark Resch

Utah - 69 Record: 8-2. Box score table with columns for NO. Name, Min, FG, 3P, FT, Rebounds, Fouls, TP, AS, TO, ST, Blocks, +/-.

Shooting By Period table showing FG%, 3PT%, FT%, GM FG%, 3PT%, FT% for periods 1st through 4th.

Technical Fouls: NONE

Dead Ball Rebounds: 1.0

South Carolina - 78 Record: 9-0. Box score table with columns for NO. Name, Min, FG, 3P, FT, Rebounds, Fouls, TP, AS, TO, ST, Blocks, +/-.

Shooting By Period table showing FG%, 3PT%, FT%, GM FG%, 3PT%, FT% for periods 1st through 4th.

Technical Fouls: NONE

Dead Ball Rebounds: 2.0

Summary table with columns for Biggest lead, Best Scoring Run, Lead Changes, Times Tied, Time with Lead, Points from Turnovers, Paint, Second Chance, Fast Breaks, Bench, Period by Period Scoring.



Official Basketball Box Score - Final
Presbyterian at South Carolina
12/16/23 Colonial Life Arena, Columbia
2023-24 Women's Basketball

Game Time: 1:00 PM
Game Duration: 1:58
Attendance: 15,176

Officials: Felicia Grinner, Ryan Durham, Leah Laine

Presbyterian - 29 Record: 8-4. Box score table with columns for NO. Name, Min, FG, 3P, FT, Rebounds, Fouls, TP, AS, TO, ST, Blocks, +/-.

Shooting By Period table showing FG%, 3PT%, FT%, GM FG%, 3PT%, FT% for periods 1st through 4th.

Technical Fouls: NONE

Dead Ball Rebounds: 4.2

South Carolina - 99 Record: 10-0. Box score table with columns for NO. Name, Min, FG, 3P, FT, Rebounds, Fouls, TP, AS, TO, ST, Blocks, +/-.

Shooting By Period table showing FG%, 3PT%, FT%, GM FG%, 3PT%, FT% for periods 1st through 4th.

Technical Fouls: NONE

Dead Ball Rebounds: 6.0

Summary table with columns for Biggest lead, Best Scoring Run, Lead Changes, Times Tied, Time with Lead, Points from Turnovers, Paint, Second Chance, Fast Breaks, Bench, Period by Period Scoring.



Official Basketball Box Score - Final
South Carolina at Bowling Green
12/19/23 Stron Center, Bowling Green
2023-24 Women's Basketball

Game Time: 7:00 PM
Game Duration: 1:48
Attendance: 4,195

Officials: Michael McConnell, Nykisha Thompson, Michele Del Duco

South Carolina - 93 Record: 11-0. Box score table with columns for NO. Name, Min, FG, 3P, FT, Rebounds, Fouls, TP, AS, TO, ST, Blocks, +/-.

Shooting By Period table showing FG%, 3PT%, FT%, GM FG%, 3PT%, FT% for periods 1st through 4th.

Technical Fouls: NONE

Dead Ball Rebounds: 1.0

Bowling Green - 62 Record: 6-3. Box score table with columns for NO. Name, Min, FG, 3P, FT, Rebounds, Fouls, TP, AS, TO, ST, Blocks, +/-.

Shooting By Period table showing FG%, 3PT%, FT%, GM FG%, 3PT%, FT% for periods 1st through 4th.

Technical Fouls: NONE

Dead Ball Rebounds: 3.0

Summary table with columns for Biggest lead, Best Scoring Run, Lead Changes, Times Tied, Time with Lead, Points from Turnovers, Paint, Second Chance, Fast Breaks, Bench, Period by Period Scoring.



Official Basketball Box Score - Final
South Carolina at East Carolina
12/30/23 Mirges Coliseum, Greenville
2023-24 Women's Basketball

Game Time: 12:00 PM
Game Duration: 2:05
Attendance: 5,717

Officials: Puanani Spurlock-Welch, Carla Fountain, John Caporino

South Carolina - 73 Record: 12-0. Box score table with columns for NO. Name, Min, FG, 3P, FT, Rebounds, Fouls, TP, AS, TO, ST, Blocks, +/-.

Shooting By Period table showing FG%, 3PT%, FT%, GM FG%, 3PT%, FT% for periods 1st through 4th.

Technical Fouls: NONE

Dead Ball Rebounds: 8.2

East Carolina - 36 Record: 7-4. Box score table with columns for NO. Name, Min, FG, 3P, FT, Rebounds, Fouls, TP, AS, TO, ST, Blocks, +/-.

Shooting By Period table showing FG%, 3PT%, FT%, GM FG%, 3PT%, FT% for periods 1st through 4th.

Technical Fouls: NONE

Dead Ball Rebounds: 9.0

Summary table with columns for Biggest lead, Best Scoring Run, Lead Changes, Times Tied, Time with Lead, Points from Turnovers, Paint, Second Chance, Fast Breaks, Bench, Period by Period Scoring.



Official Basketball Box Score - Final
South Carolina at Florida
01/04/24 Exactech Arena at Stephen C. O'Connell Center, Gainesville
2023-24 Women's Basketball

South Carolina - 89
Record: 13-0 (1-0)
Table with columns: NO. Name, Min, FG, 3P, FT, Rebounds, Fouls, TP, AS, TO, ST, Blocks, +/-

Shooting By Period
1st FG% 11-17 64.7%
3PT% 4-4 100.0%
2nd FG% 7-17 41.2%
3PT% 1-5 20.0%
FT% 1-2 50.0%
3rd FG% 9-19 47.4%
FT% 6-7 85.7%
4th FG% 8-17 47.1%
FT% 0-0 0%

Florida - 66
Record: 9-4 (0-1)
Table with columns: NO. Name, Min, FG, 3P, FT, Rebounds, Fouls, TP, AS, TO, ST, Blocks, +/-

Shooting By Period
1st FG% 7-21 33.3%
3PT% 1-7 14.3%
FT% 0-2 0%
2nd FG% 8-19 42.1%
3PT% 3-8 37.5%
FT% 0-0 0%
3rd FG% 4-20 20.0%
3PT% 1-6 16.7%
FT% 3-4 75%
4th FG% 7-19 36.8%
3PT% 2-7 28.6%
FT% 4-6 66.7%

USC UF
Biggest lead 32 (3rd 1:33) 0 (1st 10:00)
Best Scoring Run 18 (3rd 6:13) 7 (4th 9:40)
Lead Changes 6 15
Times Tied 1
Time with Lead 38:29 00:00



Official Basketball Box Score - Final
Mississippi St. at South Carolina
01/07/24 Colonial Life Arena, Columbia
2023-24 Women's Basketball

Mississippi St. - 66
Record: 13-4 (0-2)
Table with columns: NO. Name, Min, FG, 3P, FT, Rebounds, Fouls, TP, AS, TO, ST, Blocks, +/-

Shooting By Period
1st FG% 9-17 52.9%
3PT% 1-4 25.0%
FT% 2-2 100%
2nd FG% 5-16 31.3%
3PT% 0-3 0%
FT% 3-6 50%
3rd FG% 6-20 30.0%
FT% 0-2 0%
4th FG% 7-22 31.8%
FT% 2-7 28.6%

South Carolina - 85
Record: 14-0 (2-0)
Table with columns: NO. Name, Min, FG, 3P, FT, Rebounds, Fouls, TP, AS, TO, ST, Blocks, +/-

Shooting By Period
1st FG% 8-13 61.5%
3PT% 1-1 100.0%
FT% 1-1 100%
2nd FG% 8-19 42.1%
3PT% 1-2 50%
FT% 1-2 50%
3rd FG% 6-22 27.3%
3PT% 2-6 33.3%
FT% 0-1 0%
4th FG% 8-14 57.1%
3PT% 2-3 66.7%
FT% 5-7 71.4%

MSU USC
Biggest lead 5 (1st 3:57) 27 (4th 3:20)
Best Scoring Run 7 (2nd 3:55) 9 (2nd 8:46)
Lead Changes 2 15
Times Tied 1
Time with Lead 06:27 32:19



Official Basketball Box Score - Final
South Carolina at Kentucky
01/11/24 Mizou Arena, Columbia
2023-24 Women's Basketball

South Carolina - 81
Record: 15-0 (3-0)
Table with columns: NO. Name, Min, FG, 3P, FT, Rebounds, Fouls, TP, AS, TO, ST, Blocks, +/-

Shooting By Period
1st FG% 7-16 43.8%
3PT% 1-6 16.7%
FT% 1-2 50%
2nd FG% 10-17 58.8%
3PT% 5-7 71.4%
FT% 0-0 0%
3rd FG% 8-13 61.5%
3PT% 1-1 100.0%
FT% 1-1 100%
4th FG% 8-18 44.4%
3PT% 1-1 100.0%
FT% 5-5 100%

Missouri - 57
Record: 9-7 (0-3)
Table with columns: NO. Name, Min, FG, 3P, FT, Rebounds, Fouls, TP, AS, TO, ST, Blocks, +/-

Shooting By Period
1st FG% 4-15 26.7%
3PT% 2-4 50.0%
FT% 3-4 75%
2nd FG% 5-13 38.5%
3PT% 3-7 42.9%
FT% 2-2 100%
3rd FG% 6-14 42.9%
3PT% 4-7 57.1%
FT% 2-3 66.7%
4th FG% 4-14 28.6%
3PT% 1-7 14.3%
FT% 2-2 100%

SC Mizou
Biggest lead 24 (4th 2:39) 2 (2nd 7:56)
Best Scoring Run 9 (2nd 1:14) 7 (2nd 7:56)
Lead Changes 8
Times Tied 1
Time with Lead 36:30 01:45



Official Basketball Box Score - Final
Kentucky at South Carolina
01/15/24 Colonial Life Arena, Columbia
2023-24 South Carolina Women's Basketball

Kentucky - 38
Record: 8-10 (1-3)
Table with columns: NO. Name, Min, FG, 3P, FT, Rebounds, Fouls, TP, AS, TO, ST, Blocks, +/-

Shooting By Period
1st FG% 6-18 33.3%
3PT% 1-4 25.0%
FT% 0-0 0%
2nd FG% 3-16 18.8%
3PT% 2-7 28.6%
FT% 0-2 0%
3rd FG% 4-13 30.8%
3PT% 1-5 20.0%
FT% 2-4 50%
4th FG% 2-14 14.3%
3PT% 0-0 0%
FT% 4-8 50%

South Carolina - 98
Record: 16-0 (4-0)
Table with columns: NO. Name, Min, FG, 3P, FT, Rebounds, Fouls, TP, AS, TO, ST, Blocks, +/-

Shooting By Period
1st FG% 8-19 42.1%
3PT% 1-5 20.0%
FT% 0-0 0%
2nd FG% 11-17 64.7%
3PT% 5-7 71.4%
FT% 2-3 66.7%
3rd FG% 13-16 81.3%
3PT% 3-3 100.0%
FT% 4-7 57.1%
4th FG% 8-16 50.0%
3PT% 1-2 50.0%
FT% 2-2 100%

UK USC
Biggest lead 0 (1st 10:00) 62 (4th 1:42)
Best Scoring Run 5 (1st 3:26) 14 (2nd 5:30)
Lead Changes 0
Times Tied 1
Time with Lead 00:00 39:22



Official Basketball Box Score - Final
South Carolina at Texas A&M

Game Time: 4:00 PM
Game Duration: 1:49
Attendance: 5,924

Officials: Kevin Pethel, Talisa Green, Margaret Trieman

South Carolina - 99
Record: 17-0 (5-0)
Table with columns: NO. Name, Min, FG, 3P, FT, Rebounds, Fouls, TP, AS, TO, ST, Blocks, +/-

Texas A&M - 64
Record: 14-4 (2-3)
Table with columns: NO. Name, Min, FG, 3P, FT, Rebounds, Fouls, TP, AS, TO, ST, Blocks, +/-

Summary table for South Carolina vs Texas A&M with columns: USC, TAMU, Points from Turnovers, Paint, Second Chance, Fast Breaks, Time with Lead



Official Basketball Box Score - Final
South Carolina at LSU

Game Time: 7:00 PM
Game Duration: 1:56
Attendance: 13,205

Officials: Gina Cross, Roy Gubeyan, Timothy Green

South Carolina - 76
Record: 18-0 (6-0)
Table with columns: NO. Name, Min, FG, 3P, FT, Rebounds, Fouls, TP, AS, TO, ST, Blocks, +/-

LSU - 70
Record: 18-3 (5-2)
Table with columns: NO. Name, Min, FG, 3P, FT, Rebounds, Fouls, TP, AS, TO, ST, Blocks, +/-

Summary table for South Carolina vs LSU with columns: SC, LSU, Points from Turnovers, Paint, Second Chance, Fast Breaks, Time with Lead



Official Basketball Box Score - Final
Vanderbilt at South Carolina

Game Time: 3:00 PM
Game Duration: 1:45
Attendance: 18,000

Officials: Brian Hall, Brian Garland, Kristen Bell

Vanderbilt - 74
Record: 17-4 (4-3)
Table with columns: NO. Name, Min, FG, 3P, FT, Rebounds, Fouls, TP, AS, TO, ST, Blocks, +/-

South Carolina - 91
Record: 19-0 (7-0)
Table with columns: NO. Name, Min, FG, 3P, FT, Rebounds, Fouls, TP, AS, TO, ST, Blocks, +/-

Summary table for Vanderbilt vs South Carolina with columns: VAN, USC, Points from Turnovers, Paint, Second Chance, Fast Breaks, Time with Lead



Official Basketball Box Score - Final
South Carolina at Auburn

Game Time: 7:00 PM
Game Duration: 1:55
Attendance: 4,814

Officials: Dee Kanhner, Bill Larence, Ily Seales

South Carolina - 76
Record: 20-0 (8-0)
Table with columns: NO. Name, Min, FG, 3P, FT, Rebounds, Fouls, TP, AS, TO, ST, Blocks, +/-

Auburn - 54
Record: 14-7 (3-5)
Table with columns: NO. Name, Min, FG, 3P, FT, Rebounds, Fouls, TP, AS, TO, ST, Blocks, +/-

Summary table for South Carolina vs Auburn with columns: SC, Auburn, Points from Turnovers, Paint, Second Chance, Fast Breaks, Time with Lead



Official Basketball Box Score - Final
Ole Miss at South Carolina
02/04/24 Colonial Life Arena, Columbia
2023-24 Women's Basketball
Game Time: 2:00 PM
Game Duration: 2:08
Attendance: 18,000
Officials: Michael McConnell, Natasha Camy, Fatou Cissoko-Stephens

Table with columns: NO. Name, Min, FG, 3P, FT, Rebounds, Fouls, TP, AS, TO, ST, Blocks, +/-, Shooting By Period (1st-4th FG%, 3PT%, FT%), GM FG%, 3PT%, FT%, Technical Fouls:NONE, Dead Ball Rebounds: 2, 0

Table with columns: NO. Name, Min, FG, 3P, FT, Rebounds, Fouls, TP, AS, TO, ST, Blocks, +/-, Shooting By Period (1st-4th FG%, 3PT%, FT%), GM FG%, 3PT%, FT%, Technical Fouls:NONE, Dead Ball Rebounds: 2, 0

Summary table with columns: MIS, USC, Points from Turnovers, MIS, USC, Period by Period Scoring (1st, 2nd, 3rd, 4th, TOT), Best Scoring Run, Lead Changes, Times Tied, Time with Lead



Official Basketball Box Score - Final
Missouri at South Carolina
02/08/24 Colonial Life Arena, Columbia
2023-24 Women's Basketball
Game Time: 7:00 PM
Game Duration: 1:45
Attendance: 15,236
Officials: Denise Brooks, Meadow Overstreet, Timothy Greene

Table with columns: NO. Name, Min, FG, 3P, FT, Rebounds, Fouls, TP, AS, TO, ST, Blocks, +/-, Shooting By Period (1st-4th FG%, 3PT%, FT%), GM FG%, 3PT%, FT%, Technical Fouls:NONE, Dead Ball Rebounds: 2, 0

Table with columns: NO. Name, Min, FG, 3P, FT, Rebounds, Fouls, TP, AS, TO, ST, Blocks, +/-, Shooting By Period (1st-4th FG%, 3PT%, FT%), GM FG%, 3PT%, FT%, Technical Fouls:NONE, Dead Ball Rebounds: 2, 0

Summary table with columns: MIS, USC, Points from Turnovers, MIS, USC, Period by Period Scoring (1st, 2nd, 3rd, 4th, TOT), Best Scoring Run, Lead Changes, Times Tied, Time with Lead



Official Basketball Box Score - Final
UConn at South Carolina
02/11/24 Colonial Life Arena, Columbia
2023-24 Women's Basketball
Game Time: 2:00 PM
Game Duration: 1:50
Attendance: 18,167
Officials: Puatani Spurlock-Welsh, Maj Fosberg, Teresa Stuck

Table with columns: NO. Name, Min, FG, 3P, FT, Rebounds, Fouls, TP, AS, TO, ST, Blocks, +/-, Shooting By Period (1st-4th FG%, 3PT%, FT%), GM FG%, 3PT%, FT%, Technical Fouls:NONE, Dead Ball Rebounds: 3, 0

Table with columns: NO. Name, Min, FG, 3P, FT, Rebounds, Fouls, TP, AS, TO, ST, Blocks, +/-, Shooting By Period (1st-4th FG%, 3PT%, FT%), GM FG%, 3PT%, FT%, Technical Fouls:NONE, Dead Ball Rebounds: 2, 1

Summary table with columns: CON, USC, Points from Turnovers, CON, USC, Period by Period Scoring (1st, 2nd, 3rd, 4th, TOT), Best Scoring Run, Lead Changes, Times Tied, Time with Lead



Official Basketball Box Score - Final
South Carolina at Tennessee
02/15/24 Food City Center, Knoxville, Tennessee
2023-24 Women's Basketball
Game Time: 7:03 PM
Game Duration: 1:55
Attendance: 11,073
Officials: Brian Hall, Natasha Camy, Joseph Vazley

Table with columns: NO. Name, Min, FG, 3P, FT, Rebounds, Fouls, TP, AS, TO, ST, Blocks, +/-, Shooting By Period (1st-4th FG%, 3PT%, FT%), GM FG%, 3PT%, FT%, Technical Fouls:NONE, Dead Ball Rebounds: 3, 1

Table with columns: NO. Name, Min, FG, 3P, FT, Rebounds, Fouls, TP, AS, TO, ST, Blocks, +/-, Shooting By Period (1st-4th FG%, 3PT%, FT%), GM FG%, 3PT%, FT%, Technical Fouls:NONE, Dead Ball Rebounds: 2, 0

Summary table with columns: SCAR, TENN, Points from Turnovers, SCAR, TENN, Period by Period Scoring (1st, 2nd, 3rd, 4th, TOT), Best Scoring Run, Lead Changes, Times Tied, Time with Lead



Official Basketball Box Score - Final
Georgia at South Carolina
02/16/24 Colonial Life Arena, Columbia
2023-24 Women's Basketball

Game Time: 1:00 PM
Game Duration: 1:53
Attendance: 18,478

Officials: Angelica Saffren, Cameron Inouye, Billy Smith

Georgia - 56
Record: 11-14 (2-10)
Table with columns: NO. Name, Min, FG, 3P, FT, Rebounds, Fouls, TP, AS, TO, ST, Blocks, +/-
Totals: 21-56 4-11 10-13 15 15 56 10 18 14 2 7 -14
Technical Fouls: NONE

South Carolina - 70
Record: 25-0 (12-0)
Table with columns: NO. Name, Min, FG, 3P, FT, Rebounds, Fouls, TP, AS, TO, ST, Blocks, +/-
Totals: 25-57 9-27 11-17 14 24 38 15 15 70 19 18 10 7 2 14
Technical Fouls: NONE

UGA USC
Biggest lead: 9 (3rd 9:23) 16 (4th 3:08)
Best Scoring Run: 11 (3rd 9:23) 10 (4th 3:08)
Lead Changes: 6
Times Tied: 4
Time with Lead: 13:38 21:48



Official Basketball Box Score - Final
Alabama at South Carolina
02/22/24 Colonial Life Arena, Columbia
2023-24 Women's Basketball

Game Time: 7:00 PM
Game Duration: 1:48
Attendance: 16,229

Officials: Tiffany Byrd, Denise Brooks, Fatou Cissoko-Shepkins

Alabama - 44
Record: 20-8 (7-6)
Table with columns: NO. Name, Min, FG, 3P, FT, Rebounds, Fouls, TP, AS, TO, ST, Blocks, +/-
Totals: 15-68 3-19 11-14 20 25 45 18 14 44 7 19 11 4 12 -28
Technical Fouls: NONE

South Carolina - 72
Record: 26-0 (13-0)
Table with columns: NO. Name, Min, FG, 3P, FT, Rebounds, Fouls, TP, AS, TO, ST, Blocks, +/-
Totals: 25-65 5-13 17-24 16 31 47 14 18 72 12 15 10 12 4 28
Technical Fouls: NONE

ALA USC
Biggest lead: 0 (1st 10:00) 32 (3rd 1:04)
Best Scoring Run: 6 (3rd 8:00) 19 (2nd 2:00)
Lead Changes: 0
Times Tied: 0
Time with Lead: 00:00 37:46



Official Basketball Box Score - Final
South Carolina at Kentucky
02/25/24 Rupp Arena, Lexington
2023-24 Women's Basketball

Game Time: 3:00 PM
Game Duration: 1:53
Attendance: 5,626

Officials: Natasha Carry, Timothy Greene, Demoya Pugh

South Carolina - 103
Record: 27-0 (14-0)
Table with columns: NO. Name, Min, FG, 3P, FT, Rebounds, Fouls, TP, AS, TO, ST, Blocks, +/-
Totals: 38-59 8-12 19-21 6 31 37 18 19 103 30 15 11 10 0 48
Technical Fouls: Hall 4th 1:04

Kentucky - 55
Record: 11-17 (4-10)
Table with columns: NO. Name, Min, FG, 3P, FT, Rebounds, Fouls, TP, AS, TO, ST, Blocks, +/-
Totals: 22-65 4-14 7-18 14 14 28 20 17 55 12 19 7 0 10 -48
Technical Fouls: Russell 4th 1:04

USC UKY
Biggest lead: 48 (4th 0:56) 0 (1st 10:00)
Best Scoring Run: 9 (1st 5:35) 7 (3rd 0:14)
Lead Changes: 0
Times Tied: 0
Time with Lead: 39:41 00:00



Official Basketball Box Score - Final
South Carolina at Arkansas
02/29/24 Bud Walton Arena, Fayetteville
2023-24 Women's Basketball

Game Time: 8:00 PM
Game Duration: 1:37
Attendance: 3,891

Officials: Puatani Spurlock-Welsh, Cameron Inouye, Margaret Tiersan

South Carolina - 98
Record: 28-0 (15-0)
Table with columns: NO. Name, Min, FG, 3P, FT, Rebounds, Fouls, TP, AS, TO, ST, Blocks, +/-
Totals: 40-66 8-19 10-17 14 39 53 12 14 98 23 14 9 1 3 37
Technical Fouls: Bench 1st 10:00

Arkansas - 61
Record: 18-12 (6-9)
Table with columns: NO. Name, Min, FG, 3P, FT, Rebounds, Fouls, TP, AS, TO, ST, Blocks, +/-
Totals: 21-63 8-41 11-15 5 16 21 14 11 61 9 11 7 3 1 -37
Technical Fouls: NONE

SC ARK
Biggest lead: 37 (4th 0:27) 5 (1st 8:58)
Best Scoring Run: 14 (2nd 3:15) 6 (3rd 0:28)
Lead Changes: 7
Times Tied: 2
Time with Lead: 33:59 05:25

Game Notes: P1 10:00 Administrative Technical on South Carolina for late starter change.



Tennessee at South Carolina

Game Time: 12:00 PM
Game Duration: 2:08
Attendance: 18,000

Officials: Roy Gubeyan, Talisa Green, Kevin Feltham

Table with columns: NO. Name, Min, FG, 3P, FT, Rebounds, Fouls, TP, AS, TO, ST, Blocks, +/-

Shooting By Period table with columns: 1st, 2nd, 3rd, 4th, GM FG%, 3PT%, FT%



Texas A&M at South Carolina

Game Time: 12:00 PM
Game Duration: 1:59

Officials: Gina Cross, Angelica Sufren, Timothy Greene

Table with columns: NO. Name, Min, FG, 3P, FT, Rebounds, Fouls, TP, AS, TO, ST, Blocks, +/-

Shooting By Period table with columns: 1st, 2nd, 3rd, 4th, GM FG%, 3PT%, FT%

Table with columns: NO. Name, Min, FG, 3P, FT, Rebounds, Fouls, TP, AS, TO, ST, Blocks, +/-

Shooting By Period table with columns: 1st, 2nd, 3rd, 4th, GM FG%, 3PT%, FT%

Table with columns: NO. Name, Min, FG, 3P, FT, Rebounds, Fouls, TP, AS, TO, ST, Blocks, +/-

Shooting By Period table with columns: 1st, 2nd, 3rd, 4th, GM FG%, 3PT%, FT%

Summary table with columns: TEN, USC, Points from Turnovers, Paint, Second Chance, Fast Breaks, Bench

Summary table with columns: TAM, USC, Points from Turnovers, Paint, Second Chance, Fast Breaks, Bench



Tennessee at South Carolina

Game Time: 4:30 PM
Game Duration: 2:08

Officials: Joseph Vaszly, Talisa Green, Eric Brenton

Table with columns: NO. Name, Min, FG, 3P, FT, Rebounds, Fouls, TP, AS, TO, ST, Blocks, +/-

Shooting By Period table with columns: 1st, 2nd, 3rd, 4th, GM FG%, 3PT%, FT%



LSU at South Carolina

Game Time: 3:00 PM
Game Duration: 2:27
Attendance: 13,163

Officials: Pulani Spurlock-Welsh, Angelica Sufren, Kevin Feltham

Table with columns: NO. Name, Min, FG, 3P, FT, Rebounds, Fouls, TP, AS, TO, ST, Blocks, +/-

Shooting By Period table with columns: 1st, 2nd, 3rd, 4th, GM FG%, 3PT%, FT%

Table with columns: NO. Name, Min, FG, 3P, FT, Rebounds, Fouls, TP, AS, TO, ST, Blocks, +/-

Shooting By Period table with columns: 1st, 2nd, 3rd, 4th, GM FG%, 3PT%, FT%

Table with columns: NO. Name, Min, FG, 3P, FT, Rebounds, Fouls, TP, AS, TO, ST, Blocks, +/-

Shooting By Period table with columns: 1st, 2nd, 3rd, 4th, GM FG%, 3PT%, FT%

Summary table with columns: UT, USC, Points from Turnovers, Paint, Second Chance, Fast Breaks, Bench

Summary table with columns: LSU, USC, Points from Turnovers, Paint, Second Chance, Fast Breaks, Bench



Official Basketball Box Score - Final
Presbyterian at South Carolina
03/22/24 Colonial Life Arena, Columbia, S.C.
NCAA Division I Women's Basketball Championship

Game Time: 2:00 PM
Game Duration: 1:42
Attendance: 11,536

Officials: Billy Smith, John Caporino, Deanna Jackson

Presbyterian - 39

Record: 21-15

Table with columns: NO., Name, Min, FG, 3P, FT, Rebounds, Fouls, TP, AS, TO, ST, Blocks, +/-

Shooting By Period table with columns: 1st, 2nd, 3rd, 4th FG%, 3PT%, FT%

Technical Fouls:NONE

Dead Ball Rebounds: 3.1

South Carolina - 91

Record: 33-0

Table with columns: NO., Name, Min, FG, 3P, FT, Rebounds, Fouls, TP, AS, TO, ST, Blocks, +/-

Shooting By Period table with columns: 1st, 2nd, 3rd, 4th FG%, 3PT%, FT%

Technical Fouls:NONE

Dead Ball Rebounds: 3.0

Summary table with columns: PC, SC, Points from, Turnovers, Paint, Second Chance, Fast Breaks, Bench



Official Basketball Box Score - Final
North Carolina at South Carolina
03/24/24 Colonial Life Arena, Columbia, S.C.
NCAA Division I Women's Basketball Championship - Second Round

Game Time: 1:00 PM
Game Duration: 1:45
Attendance: 14,266

Officials: Gina Cross, William Smith, Rod Creech

North Carolina - 41

Record: 20-13

Table with columns: NO., Name, Min, FG, 3P, FT, Rebounds, Fouls, TP, AS, TO, ST, Blocks, +/-

Shooting By Period table with columns: 1st, 2nd, 3rd, 4th FG%, 3PT%, FT%

Technical Fouls:NONE

Dead Ball Rebounds: 5.0

South Carolina - 88

Record: 34-0

Table with columns: NO., Name, Min, FG, 3P, FT, Rebounds, Fouls, TP, AS, TO, ST, Blocks, +/-

Shooting By Period table with columns: 1st, 2nd, 3rd, 4th FG%, 3PT%, FT%

Technical Fouls:NONE

Dead Ball Rebounds: 5.0

Summary table with columns: UNC, SC, Points from, Turnovers, Paint, Second Chance, Fast Breaks, Bench



**2023-24 South Carolina Women's Basketball
Team Game-by-Game
All games**

Page 1/1
as of Mar 24, 2024

Opponent	Date	Score	W	Total		3-Pointers		Free throws		Rebounds				PF	A	TO	BLK	STL	PTS	AVG
				FG-FGA	PCT	3FG-3FGA	PCT	FT-FTA	PCT	OFF	DEF	TOT	AVG							
vs Notre Dame	11/06/2023	100-71	W	43-79	.544	5-16	.313	9-13	.692	16	31	47	47.0	18	29	14	11	12	100	100.0
Maryland	11/12/2023	114-76	W	43-83	.518	12-24	.500	16-25	.640	19	34	53	50.0	20	30	10	11	9	114	107.0
Clemson	11/16/2023	109-40	W	44-83	.530	10-26	.385	11-20	.550	25	48	73	57.7	16	30	13	9	11	109	107.7
South Dakota St.	11/20/2023	78-38	W	34-79	.430	0-12	.000	10-18	.556	21	31	52	56.3	7	16	7	16	15	78	100.3
Mississippi Val.	11/24/2023	101-19	W	41-75	.547	5-20	.250	14-22	.636	17	49	66	58.2	9	27	15	15	9	101	100.4
at North Carolina	11/30/2023	65-58	W	22-56	.393	6-11	.545	15-22	.682	6	33	39	55.0	20	8	13	7	6	65	94.5
at Duke	12/03/2023	77-61	W	26-52	.500	9-15	.600	16-23	.696	13	32	45	53.6	6	12	20	3	7	77	92.0
Morgan St.	12/06/2023	104-38	W	41-60	.683	9-16	.563	13-17	.765	9	38	47	52.8	9	26	16	7	11	104	93.5
vs Utah	12/10/2023	78-69	W	30-55	.545	6-16	.375	12-18	.667	9	28	37	51.0	19	13	23	7	6	78	91.8
Presbyterian	12/16/2023	99-29	W	38-73	.521	10-22	.455	13-21	.619	19	36	55	51.4	6	21	8	17	14	99	92.5
at Bowling Green	12/19/2023	93-62	W	37-63	.587	9-16	.563	10-13	.769	8	28	36	50.0	18	21	12	4	10	93	92.5
at East Carolina	12/30/2023	73-36	W	25-61	.410	5-13	.385	18-34	.529	17	41	58	50.7	18	17	11	8	6	73	90.9
at Florida	01/04/2024	89-66	W	35-70	.500	6-15	.400	13-15	.867	11	40	51	50.7	13	14	18	9	8	89	90.8
Mississippi St.	01/07/2024	85-66	W	32-68	.471	6-12	.500	15-20	.750	16	28	44	50.2	12	17	11	6	8	85	90.4
at Missouri	01/11/2024	81-57	W	33-64	.516	8-15	.533	7-8	.875	8	29	37	49.3	13	12	11	7	7	81	89.7
Kentucky	01/15/2024	98-36	W	40-68	.588	10-17	.588	8-12	.667	12	33	45	49.1	9	22	14	8	14	98	90.3
at Texas A&M	01/21/2024	99-64	W	39-58	.672	7-13	.538	14-17	.824	6	36	42	48.6	21	24	14	7	4	99	90.8
at LSU	01/25/2024	76-70	W	31-65	.477	7-20	.350	7-13	.538	12	27	39	48.1	11	15	12	4	6	76	89.9
Vanderbilt	01/28/2024	91-74	W	35-68	.515	7-23	.304	14-18	.778	14	23	37	47.5	13	20	6	7	3	91	90.0
at Auburn	02/01/2024	76-54	W	28-67	.418	4-16	.250	16-21	.762	18	30	48	47.6	14	11	15	9	9	76	89.3
Ole Miss	02/04/2024	85-56	W	28-58	.483	2-10	.200	27-42	.643	10	30	40	47.2	17	18	10	7	11	85	89.1
Missouri	02/08/2024	83-45	W	35-73	.479	6-16	.375	7-13	.538	20	27	47	47.2	9	19	11	11	15	83	88.8
UConn	02/11/2024	83-65	W	33-71	.465	7-19	.368	10-12	.833	14	32	46	47.1	15	15	13	6	8	83	88.6
at Tennessee	02/15/2024	66-55	W	28-70	.400	2-9	.222	8-16	.500	19	30	49	47.2	17	17	12	5	9	66	87.6
Georgia	02/18/2024	70-56	W	25-57	.439	9-27	.333	11-17	.647	14	24	38	46.8	15	19	18	7	10	70	86.9
Alabama	02/22/2024	72-44	W	25-65	.385	5-13	.385	17-24	.708	16	31	47	46.8	14	12	15	12	10	72	86.3
at Kentucky	02/25/2024	103-55	W	38-59	.644	8-12	.667	19-21	.905	6	31	37	46.5	18	30	15	10	11	103	87.0
at Arkansas	02/29/2024	98-61	W	40-66	.606	8-19	.421	10-17	.588	14	39	53	46.7	11	23	14	1	9	98	87.4
Tennessee	03/03/2024	76-68	W	27-81	.333	4-16	.250	18-26	.692	26	31	57	47.1	20	17	10	5	8	76	87.0
vs Texas A&M	03/08/2024	79-68	W	29-56	.518	4-8	.500	17-22	.773	16	24	40	46.8	17	20	24	3	1	79	86.7
vs Tennessee	03/09/2024	74-73	W	30-70	.429	4-15	.267	10-15	.667	18	23	41	46.6	17	13	9	6	5	74	86.3
vs LSU	03/10/2024	79-72	W	28-65	.431	7-20	.350	16-19	.842	11	26	37	46.3	16	16	13	11	8	79	86.1
Presbyterian	03/22/2024	91-39	W	36-64	.563	9-24	.375	10-15	.667	13	31	44	46.3	8	18	9	7	11	91	86.2
North Carolina	03/24/2024	88-41	W	32-71	.451	9-20	.450	15-19	.789	19	35	54	46.5	14	17	13	7	13	88	86.3
Total		2933		1131-2273	.498	225-566	.398	446-648	.688	492	1089	1581	46.5	480	639	449	270	304	2933	86.3
Opponents		1882		694-2192	.317	177-677	.261	317-467	.679	437	719	1156	34.0	566	338	547	107	220	1882	55.4

South Carolina Averages

Games Played	Points/game	FG Pct	3FG Pct	FT Pct	Rebounds/game	Assists/game	Turnovers/game	Assist/Turnover ratio	Steals/game	Blocks/game
34	86.3	49.8	39.8	68.8	46.5	18.8	13.2	1.4	8.9	7.9



**2023-24 South Carolina Women's Basketball
Opponents Game-by-Game
All games**

Page 1/1
as of Mar 24, 2024

Opponent	Date	Score	W	Total		3-Pointers		Free throws		Rebounds				PF	A	TO	BLK	STL	PTS	AVG
				FG-FGA	PCT	3FG-3FGA	PCT	FT-FTA	PCT	OFF	DEF	TOT	AVG							
vs Notre Dame	11/06/2023	100-71	W	25-76	.329	6-20	.300	15-21	.714	21	23	44	44.0	19	12	18	4	9	71	71.0
Maryland	11/12/2023	114-76	W	29-71	.408	10-22	.455	8-12	.667	11	22	33	38.5	22	15	15	1	4	76	73.5
Clemson	11/16/2023	109-40	W	16-72	.222	3-28	.107	5-11	.455	11	16	27	34.7	12	7	16	1	7	40	62.3
South Dakota St.	11/20/2023	78-38	W	17-62	.274	2-13	.154	2-4	.500	13	26	39	35.8	15	5	21	2	3	38	56.3
Mississippi Val.	11/24/2023	101-19	W	8-67	.119	1-19	.053	2-8	.250	12	21	33	35.2	19	4	19	3	6	19	48.8
at North Carolina	11/30/2023	65-58	W	21-67	.313	4-21	.190	12-17	.706	15	30	45	36.8	25	12	14	7	5	58	50.3
at Duke	12/03/2023	77-61	W	24-65	.369	11-23	.478	2-2	1.000	7	17	24	35.0	19	14	16	8	11	61	51.9
Morgan St.	12/06/2023	104-38	W	12-59	.203	3-17	.176	11-13	.846	10	11	21	33.3	12	6	19	0	11	38	50.1
vs Utah	12/10/2023	78-69	W	28-62	.452	5-20	.250	8-11	.727	8	20	28	32.7	22	13	17	1	11	69	52.2
Presbyterian	12/16/2023	99-29	W	10-64	.156	4-17	.235	5-8	.625	17	16	33	32.7	13	4	23	0	3	29	49.9
at Bowling Green	12/19/2023	93-62	W	20-55	.364	11-29	.379	11-16	.688	9	20	29	32.4	12	16	15	1	6	62	51.0
at East Carolina	12/30/2023	73-36	W	13-67	.194	2-12	.167	8-21	.381	15	27	42	33.2	23	3	13	2	8	36	49.8
at Florida	01/04/2024	89-66	W	26-79	.329	7-28	.250	7-12	.583	14	24	38	33.5	14	11	14	1	10	66	51.0
Mississippi St.	01/07/2024	85-66	W	27-75	.360	3-19	.158	9-16	.563	22	21	43	34.2	17	10	12	3	6	66	52.1
at Missouri	01/11/2024	81-57	W	19-56	.339	10-25	.400	9-11	.818	8	22	30	33.9	15	16	17	2	2	57	52.4
Kentucky	01/15/2024	98-36	W	15-61	.246	4-18	.222	2-6	.333	14	17	31	33.8	15	7	24	5	9	36	51.4
at Texas A&M	01/21/2024	99-64	W	21-69	.304	5-22	.227	17-21	.810	14	15	29	33.5	17	8	9	1	6	64	52.1
at LSU	01/25/2024	76-70	W	30-67	.448	6-18	.333	4-9	.444	13	24	37	33.7	15	17	12	7	6	70	53.1
Vanderbilt	01/28/2024	91-74	W	27-67	.403	8-25	.320	12-13	.923	15	20	35	33.7	14	13	9	2	3	74	54.2
at Auburn	02/01/2024	76-54	W	19-59	.322	3-10	.300	13-16	.813	11	24	35	33.8	17	10	17	9	7	54	54.2
Ole Miss	02/04/2024	85-56	W	19-56	.339	2-7	.286	16-21	.762	10	27	37	34.0	31	4	21	3	4	56	54.3
Missouri	02/08/2024	83-45	W	15-53	.283	9-27	.333	6-8	.750	11	22	33	33.9	13	10	21	2	6	45	53.9
UConn	02/11/2024	83-65	W	26-71	.366	7-23	.304	6-10	.600	13	24	37	34.0	11	12	13	4	5	65	54.3
at Tennessee	02/15/2024	66-55	W	21-65	.323	2-17	.118	11-14	.786	14	28	42	34.4	15	7	13	4	5	55	54.4
Georgia	02/18/2024	70-56	W	21-56	.375	4-11	.364	10-13	.769	10	20	30	34.2	15	10	18	2	14	56	54.4
Alabama	02/22/2024	72-44	W	15-68	.221	3-19	.158	11-14	.786	20	25	45	34.6	18	7	19	4	11	44	54.0
at Kentucky	02/25/2024	103-55	W	22-65	.338	4-14	.286	7-18	.389	14	14	28	34.4	20	12	19	0	7	55	54.1
at Arkansas	02/29/2024	98-61	W	21-63	.333	8-41	.195	11-15	.733	5	16	21	33.9	14	9	11	3	7	61	54.3
Tennessee	03/03/2024	76-68	W	24-66	.364	4-19	.211	16-22	.727	12	29	41	34.1	19	11	14	8	2	68	54.8
vs Texas A&M	03/08/2024	79-68	W	23-63	.365	6-20	.300	16-22	.727	16	12	28	33.9	16	14	14	3	7	68	55.2
vs Tennessee	03/09/2024	74-73	W	23-56	.411	8-23	.348	19-24	.792	10	24	34	33.9	14	12	12	4	3	73	55.8
vs LSU	03/10/2024	79-72	W	25-67	.373	6-14	.429	16-20	.800	17	27	44	34.3	15	11	17	3	8	72	56.3
Presbyterian	03/22/2024	91-39	W	17-60	.283	3-18	.167	2-4	.500	11	16	27	34.0	11	10	17	0	4	39	55.8
North Carolina	03/24/2024	88-41	W	15-63	.238	3-18	.167	8-14	.571	14	19	33	34.0	17	6	18	7	4	41	55.4
Total		1882		694-2192	.317	177-677	.261	317-467	.679	437	719	1156	34.0	566	338	547	107	220	1882	55.4
South Carolina		2933		1131-2273	.498	225-566	.398	446-648	.688	492	1089	1581	46.5	480	639	449	270	304	2933	86.3

Opponents Averages

Games Played	Points/game	FG Pct	3FG Pct	FT Pct	Rebounds/game	Assists/game	Turnovers/game	Assist/Turnover ratio	Steals/game	Blocks/game
34	55.4	31.7	26.1	67.9	34.0	9.9	16.1	0.6	6.5	3.1



2023-24 South Carolina Women's Basketball
Points-rebounds-assists
All games

Opponent	Date	Score	0	2	5	10	12	20	21	23	24	25	35
vs Notre Dame	11/06/2023	100-71	14-3-6	7-5-2	1-0-2	20-15-1	17-1-6	12-4-0	7-1-2	7-3-1	4-5-2	11-2-7	0-1-0
Maryland	11/12/2023	114-76	14-0-8	13-11-2	12-7-4	12-7-2	12-1-2	8-6-1	13-10-1	12-1-2	7-1-0	8-3-8	3-1-0
Clemson	11/16/2023	109-40	14-3-1	12-10-1	DNP	15-13-4	18-9-3	6-6-1	12-2-1	8-5-1	8-4-1	6-8-17	10-6-0
South Dakota St.	11/20/2023	78-38	DNP	8-5-3	DNP	23-10-0	11-5-3	6-6-1	5-9-0	5-7-2	2-1-1	18-3-6	0-1-0
Mississippi Val.	11/24/2023	101-19	10-8-1	14-7-1	DNP	14-10-3	17-4-5	12-5-4	11-5-1	5-2-3	2-7-4	12-8-5	4-5-0
at North Carolina	11/30/2023	65-58	14-5-4	10-4-0	0-0-0	6-16-2	0-0-0	0-0-0	11-3-0	15-1-0	0-0-0	9-7-2	0-0-0
at Duke	12/03/2023	77-61	12-1-1	2-4-0	0-1-0	15-14-2	9-0-1	1-1-0	14-9-3	13-3-1	DNP	11-4-4	0-0-0
Morgan St.	12/06/2023	104-38	12-1-5	8-4-1	16-1-1	10-7-0	14-1-6	10-6-1	7-14-4	9-1-3	6-2-0	12-2-5	0-1-0
vs Utah	12/10/2023	78-69	15-3-2	8-6-0	2-0-0	17-6-1	11-2-1	3-3-1	11-7-4	7-4-0	DNP	2-2-4	2-1-0
Presbyterian	12/16/2023	99-29	6-2-6	10-12-1	13-1-3	12-9-3	18-7-4	2-2-1	11-10-2	10-3-0	5-5-1	DNP	12-1-0
at Bowling Green	12/19/2023	93-62	12-4-6	9-8-0	4-1-0	11-4-5	6-3-1	5-5-2	21-6-1	18-2-2	0-0-0	5-2-4	2-0-0
at East Carolina	12/30/2023	73-36	9-1-2	11-5-1	0-2-0	12-10-5	12-9-3	9-4-0	7-10-3	5-2-0	4-2-0	4-7-3	0-3-0
at Florida	01/04/2024	89-66	17-3-4	6-8-1	8-1-1	10-15-1	10-2-0	0-2-1	5-7-1	15-4-0	2-1-0	16-4-5	0-2-0
Mississippi St.	01/07/2024	85-66	12-3-5	9-10-1	4-1-2	13-14-6	9-1-0	0-1-0	12-4-0	15-3-1	2-2-0	7-5-2	2-0-0
at Missouri	01/11/2024	81-57	15-6-3	10-6-1	6-1-0	7-8-1	0-2-1	10-4-4	2-2-0	21-4-0	DNP	10-2-2	DNP
Kentucky	01/15/2024	98-36	14-3-5	10-8-3	11-2-0	12-11-3	14-3-1	8-2-1	9-4-0	7-4-2	2-0-1	11-3-6	0-1-0
at Texas A&M	01/21/2024	99-64	10-1-5	4-6-2	0-0-1	17-13-1	21-1-3	15-4-0	13-10-5	8-6-3	1-0-0	6-0-4	4-0-0
at LSU	01/25/2024	76-70	12-0-6	2-1-0	0-0-0	11-8-2	8-4-0	6-4-1	14-3-1	10-5-1	DNP	13-9-4	DNP
Vanderbilt	01/28/2024	91-74	9-2-4	11-8-1	6-1-0	23-6-0	10-2-3	9-1-1	2-4-1	11-4-3	DNP	10-3-7	DNP
at Auburn	02/01/2024	76-54	5-3-3	14-15-0	8-2-1	13-6-0	15-2-0	4-1-0	DNP	0-2-1	3-0-0	10-5-6	4-4-0
Ole Miss	02/04/2024	85-56	11-3-3	11-10-1	3-5-2	17-4-3	14-1-1	10-1-1	2-2-0	10-7-1	1-2-0	5-4-6	1-0-0
Missouri	02/08/2024	83-45	6-2-1	9-7-3	6-5-5	DNP	19-1-4	11-5-2	12-8-2	10-7-0	DNP	6-8-2	4-1-0
UConn	02/11/2024	83-65	21-3-2	15-9-3	9-2-0	DNP	6-4-3	4-3-0	14-4-1	4-0-1	DNP	10-12-5	0-0-0
at Tennessee	02/15/2024	66-55	4-0-4	14-10-1	3-0-0	18-10-3	5-2-0	7-1-0	6-4-2	7-3-2	DNP	2-15-5	DNP
Georgia	02/18/2024	70-56	15-2-2	3-3-1	0-0-0	16-16-5	4-3-5	2-0-0	12-7-2	9-1-2	DNP	9-5-2	0-0-0
Alabama	02/22/2024	72-44	5-3-4	14-10-0	12-4-1	DNP	9-3-2	10-7-0	9-7-2	13-1-0	DNP	0-5-2	0-3-1
at Kentucky	02/25/2024	103-55	11-2-4	13-3-4	5-1-3	DNP	17-3-3	16-6-4	10-12-5	18-1-1	DNP	9-6-5	4-2-1
at Arkansas	02/29/2024	98-61	8-4-5	21-11-0	12-5-1	11-3-1	17-4-2	7-9-3	10-5-2	4-1-2	DNP	4-6-7	4-2-0
Tennessee	03/03/2024	76-68	14-4-4	13-4-1	4-2-2	18-14-2	13-5-3	1-3-1	0-2-0	13-6-0	DNP	0-8-4	0-0-0
vs Texas A&M	03/08/2024	79-68	8-4-2	10-5-1	13-2-0	17-6-3	6-3-4	6-3-1	8-6-1	5-1-3	DNP	6-6-5	0-0-0
vs Tennessee	03/09/2024	74-73	3-2-3	6-5-0	8-1-3	13-5-1	13-4-0	4-1-1	8-6-0	6-4-2	DNP	11-7-4	0-0-0
vs LSU	03/10/2024	79-72	12-2-5	3-6-0	4-0-0	8-6-0	24-0-2	4-4-1	6-4-0	9-3-2	DNP	9-5-5	0-2-1
Presbyterian	03/22/2024	91-39	18-1-3	7-8-4	0-4-2	DNP	17-1-3	12-10-2	21-13-0	DNP	DNP	11-4-4	5-2-0
North Carolina	03/24/2024	88-41	8-5-6	11-4-1	11-3-0	12-10-1	20-9-1	8-6-1	12-1-1	4-2-4	DNP	2-6-2	0-0-0

POSTSEASON GAMES



2023-24 South Carolina Women's Basketball Combined Team Statistics Specific games

Page 1/1
as of Mar 24, 2024

Game Records

Record	Overall	Home	Away	Neutral
ALL GAMES	5-0	2-0	0-0	3-0
CONFERENCE	0-0	0-0	0-0	0-0
NON-CONFERENCE	5-0	2-0	0-0	3-0

Score by Periods

Team	1st	2nd	3rd	4th	OT	TOT
South Carolina	108	101	111	91	0	411
Opponents	52	69	99	73	0	293

Team Box Score

No.	Player				Total		3-Point		F-Throw		Rebounds											
		GP-GS	MIN	AVG	FG-FGA	FG%	3FG-3FGA	3FG%	FT-FTA	FT%	OFF	DEF	TOT	AVG	PF	DQ	A	TO	BLK	STL	PTS	AVG
12	FULWILEY, MiLaysia	5-0	89:45	18.0	28-55	.509	13-23	.565	11-13	.846	5	12	17	3.4	10	0	10	4	4	6	80	16.0
10	CARDOSO, Kamilla	4-4	100:48	25.2	20-33	.606	1-1	1.000	9-11	.818	15	12	27	6.8	11	1	5	6	7	2	50	12.5
21	KITTS, Chloe	5-3	92:26	18.5	23-31	.742	0-0	.000	9-11	.818	9	21	30	6.0	10	0	2	6	2	2	55	11.0
0	PAOPAO, Te-Hina	5-5	135:48	27.2	17-45	.378	11-26	.423	4-4	1.000	1	13	14	2.8	2	0	19	11	1	4	49	9.8
25	JOHNSON, Raven	5-5	143:32	28.7	17-36	.472	2-9	.222	3-5	.600	8	20	28	5.6	3	0	20	7	0	8	39	7.8
2	WATKINS, Ashlyn	5-2	97:41	19.5	15-38	.395	0-0	.000	7-12	.583	11	17	28	5.6	14	0	6	11	13	7	37	7.4
5	JOHNSON, Tessa	5-1	120:16	24.1	9-27	.333	4-13	.308	14-15	.933	5	5	10	2.0	5	0	5	5	2	2	36	7.2
20	FEAGIN, Sania	5-1	105:24	21.1	16-35	.457	0-4	.000	4-6	.667	8	16	24	4.8	10	0	5	4	3	4	36	7.2
23	HALL, Bree	4-4	87:26	21.9	9-23	.391	2-11	.182	4-9	.444	1	9	10	2.5	4	0	11	7	2	2	24	6.0
35	WALKER, Sakima	5-0	26:54	5.4	1-3	.333	0-0	.000	3-4	.750	1	3	4	0.8	3	0	1	2	0	1	5	1.0
Team											13	11	24				5					
Total		5	1000		155-326	.475	33-87	.379	68-90	.756	77	139	216	43.2	72	1	84	68	34	38	411	82.2
Opponents		5	1000		103-309	.333	26-93	.280	61-84	.726	68	98	166	33.2	73	1	53	78	17	26	293	58.6

Team Statistics

	USC	OPP
Scoring	411	293
Points per game	82.2	58.6
Scoring margin	+23.6	-
Field goals-att	155-326	103-309
Field goal pct	.475	.333
3 point fg-att	33-87	26-93
3-point FG pct	.379	.280
3-pt FG made per game	6.6	5.2
Free throws-att	68-90	61-84
Free throw pct	.756	.726
F-Throws made per game	13.6	12.2
Rebounds	216	166
Rebounds per game	43.2	33.2
Rebounding margin	+10.0	-
Assists	84	53
Assists per game	16.8	10.6
Turnovers	68	78
Turnovers per game	13.6	15.6
Turnover margin	+2.0	-
Assist/turnover ratio	1.2	0.7
Steals	38	26
Steals per game	7.6	5.2
Blocks	34	17
Blocks per game	6.8	3.4
Winning streak	5	-
Home win streak	2	-
Attendance	25802	0
Home games-Avg/Game	2-12901	0-0
Neutral site-Avg/Game	-	3-11596

Team Results

Date	Opponent		Score	Att.
03/08/2024	vs Texas A&M	W	79-68	8841
03/09/2024	vs Tennessee	W	74-73	12784
03/10/2024	vs LSU	W	79-72	13163
03/22/2024	Presbyterian	W	91-39	11536
03/24/2024	North Carolina	W	88-41	14266

NCAA TOURNAMENT ONLY

Game Records

Record	Overall	Home	Away	Neutral
ALL GAMES	2-0	2-0	0-0	0-0
CONFERENCE	0-0	0-0	0-0	0-0
NON-CONFERENCE	2-0	2-0	0-0	0-0

Score by Periods

Team	1st	2nd	3rd	4th	OT	TOT
South Carolina	55	49	40	35	0	179
Opponents	18	26	27	9	0	80

Team Box Score

No.	Player	Total			3-Point		F-Throw		Rebounds													
		GP-GS	MIN	AVG	FG-FGA	FG%	3FG-3FGA	3FG%	FT-FTA	FT%	OFF	DEF	TOT	AVG	PF	DQ	A	TO	BLK	STL	PTS	AVG
12	FULWILEY, MiLaysia	2-0	43:22	21.7	14-26	.538	9-17	.529	0-1	.000	3	7	10	5.0	5	0	4	1	4	3	37	18.5
21	KITTS, Chloe	2-0	43:32	21.8	13-14	.929	0-0	.000	7-8	.875	4	10	14	7.0	4	0	1	2	2	1	33	16.5
0	PAOPAO, Te-Hina	2-2	50:38	25.3	10-18	.556	6-11	.545	0-0	.000	1	5	6	3.0	2	0	9	5	0	2	26	13.0
10	CARDOSO, Kamilla	1-1	24:32	24.5	4-7	.571	0-0	.000	4-4	1.000	5	5	10	10.0	1	0	1	0	0	2	12	12.0
20	FEAGIN, Sania	2-1	54:25	27.2	9-22	.409	0-3	.000	2-2	1.000	5	11	16	8.0	3	0	3	1	1	2	20	10.0
2	WATKINS, Ashlyn	2-2	40:14	20.1	7-17	.412	0-0	.000	4-6	.667	2	10	12	6.0	3	0	5	4	6	4	18	9.0
25	JOHNSON, Raven	2-2	48:34	24.3	6-12	.500	0-2	.000	1-3	.333	4	6	10	5.0	1	0	6	2	0	7	13	6.5
5	JOHNSON, Tessa	2-1	56:23	28.2	3-14	.214	3-9	.333	2-2	1.000	3	4	7	3.5	1	0	2	2	0	1	11	5.5
23	HALL, Bree	1-1	16:28	16.5	1-3	.333	0-2	.000	2-4	.500	0	2	2	2.0	1	0	4	2	1	1	4	4.0
35	WALKER, Sakima	2-0	21:52	10.9	1-2	.500	0-0	.000	3-4	.750	0	2	2	1.0	1	0	0	0	0	1	5	2.5
Team											5	4	9					3				
Total		2	400		68-135	.504	18-44	.409	25-34	.735	32	66	98	49.0	22	0	35	22	14	24	179	89.5
Opponents		2	400		32-123	.260	6-36	.167	10-18	.556	25	35	60	30.0	28	0	16	35	7	8	80	40.0

Team Results

Date	Opponent		Score	Att.
03/22/2024	Presbyterian	W	91-39	11536
03/24/2024	North Carolina	W	88-41	14266

SEC TOURNAMENT ONLY

Game Records

Record	Overall	Home	Away	Neutral
ALL GAMES	3-0	0-0	0-0	3-0
CONFERENCE	0-0	0-0	0-0	0-0
NON-CONFERENCE	3-0	0-0	0-0	3-0

Score by Periods

Team	1st	2nd	3rd	4th	OT	TOT
South Carolina	53	52	71	56	0	232
Opponents	34	43	72	64	0	213

Team Box Score

No.	Player	Total			3-Point		F-Throw		Rebounds													
		GP-GS	MIN	AVG	FG-FGA	FG%	3FG-3FGA	3FG%	FT-FTA	FT%	OFF	DEF	TOT	AVG	PF	DQ	A	TO	BLK	STL	PTS	AVG
12	FULWILEY, MiLaysia	3-0	46:23	15.5	14-29	.483	4-6	.667	11-12	.917	2	5	7	2.3	5	0	6	3	0	3	43	14.3
10	CARDOSO, Kamilla	3-3	76:16	25.4	16-26	.615	1-1	1.000	5-7	.714	10	7	17	5.7	10	1	4	6	7	0	38	12.7
25	JOHNSON, Raven	3-3	94:58	31.7	11-24	.458	2-7	.286	2-2	1.000	4	14	18	6.0	2	0	14	5	0	1	26	8.7
5	JOHNSON, Tessa	3-0	63:53	21.3	6-13	.462	1-4	.250	12-13	.923	2	1	3	1.0	4	0	3	3	2	1	25	8.3
0	PAOPAO, Te-Hina	3-3	85:10	28.4	7-27	.259	5-15	.333	4-4	1.000	0	8	8	2.7	0	0	10	6	1	2	23	7.7
21	KITTS, Chloe	3-3	48:53	16.3	10-17	.588	0-0	.000	2-3	.667	5	11	16	5.3	6	0	1	4	0	1	22	7.3
23	HALL, Bree	3-3	70:58	23.7	8-20	.400	2-9	.222	2-5	.400	1	7	8	2.7	3	0	7	5	1	1	20	6.7
2	WATKINS, Ashlyn	3-0	57:27	19.2	8-21	.381	0-0	.000	3-6	.500	9	7	16	5.3	11	0	1	7	7	3	19	6.3
20	FEAGIN, Sania	3-0	50:59	17.0	7-13	.538	0-1	.000	2-4	.500	3	5	8	2.7	7	0	2	3	2	2	16	5.3
35	WALKER, Sakima	3-0	05:02	1.7	0-1	.000	0-0	.000	0-0	.000	1	1	2	0.7	2	0	1	2	0	0	0	0.0
Team											8	7	15					2				
Total		3	600		87-191	.455	15-43	.349	43-56	.768	45	73	118	39.3	50	1	49	46	20	14	232	77.3
Opponents		3	600		71-186	.382	20-57	.351	51-66	.773	43	63	106	35.3	45	1	37	43	10	18	213	71.0

Team Results

Date	Opponent		Score	Att.
03/08/2024	vs Texas A&M	W	79-68	8841
03/09/2024	vs Tennessee	W	74-73	12784
03/10/2024	vs LSU	W	79-72	13163

2023-24 VS. RANKED OPPONENTS



2023-24 South Carolina Women's Basketball
Combined Team Statistics
Specific games

Page 1/1
as of Mar 20, 2024

Game Records

Record	Overall	Home	Away	Neutral
ALL GAMES	7-0	2-0	2-0	3-0
CONFERENCE	1-0	0-0	1-0	0-0
NON-CONFERENCE	6-0	2-0	1-0	3-0

Score by Periods

Team	1st	2nd	3rd	4th	OT	TOT
South Carolina	132	147	161	155	0	595
Opponents	126	109	124	122	0	481

Team Box Score

No.	Player	Total			3-Point		F-Throw		Rebounds				Other									
		GP-GS	MIN	AVG	FG-FGA	FG%	3FG-3FGA	3FG%	FT-FTA	FT%	OFF	DEF	TOT	AVG	PF	DQ	A	TO	BLK	STL	PTS	AVG
0	PAOPAO, Te-Hina	7-7	232:07	33.2	38-82	.463	21-46	.457	5-6	.833	0	16	16	2.3	7	0	33	14	0	11	102	14.6
10	CARDOSO, Kamilla	6-6	162:08	27.0	31-55	.564	0-0	.000	12-15	.800	15	43	58	9.7	20	2	8	14	17	4	74	12.3
12	FULWILEY, MiLaysia	7-0	102:29	14.6	29-56	.518	12-23	.522	8-10	.800	2	10	12	1.7	13	0	14	11	5	13	78	11.1
21	KITTS, Chloe	7-7	142:46	20.4	29-54	.537	1-1	1.000	17-27	.630	11	21	32	4.6	14	1	9	11	4	1	76	10.9
23	HALL, Bree	7-7	192:34	27.5	24-57	.421	8-26	.308	8-8	1.000	2	15	17	2.4	6	0	7	5	6	3	64	9.1
25	JOHNSON, Raven	7-7	219:07	31.3	25-65	.385	4-17	.235	8-12	.667	4	36	40	5.7	9	0	35	18	0	9	62	8.9
2	WATKINS, Ashlyn	7-1	130:10	18.6	24-45	.533	0-0	.000	10-16	.625	17	25	42	6.0	23	0	7	7	21	4	58	8.3
20	FEAGIN, Sania	7-0	89:58	12.9	17-29	.586	0-1	.000	3-8	.375	12	12	24	3.4	15	0	4	8	2	4	37	5.3
5	JOHNSON, Tessa	7-0	85:05	12.2	7-18	.389	4-11	.364	10-13	.769	0	9	9	1.3	5	0	6	5	1	5	28	4.0
24	JAH, Sahnnya	3-0	14:17	4.8	5-9	.556	0-1	.000	1-3	.333	2	4	6	2.0	3	0	2	1	0	1	11	3.7
35	WALKER, Sakima	6-0	29:19	4.9	1-4	.250	0-0	.000	3-4	.750	3	2	5	0.8	4	0	1	4	1	0	5	0.8
Team											19	18	37									
Total		7	1400		230-474	.485	50-126	.397	85-122	.697	87	211	298	42.6	119	3	126	98	57	55	595	85.0
Opponents		7	1400		184-481	.383	44-138	.319	69-100	.690	98	170	268	38.3	129	3	92	106	27	48	481	68.7

Team Statistics

	USC	OPP
Scoring	595	481
Points per game	85.0	68.7
Scoring margin	+16.3	-
Field goals-att	230-474	184-481
Field goal pct	.485	.383
3 point fg-att	50-126	44-138
3-point FG pct	.397	.319
3-pt FG made per game	7.1	6.3
Free throws-att	85-122	69-100
Free throw pct	.697	.690
F-Throws made per game	12.1	9.9
Rebounds	298	268
Rebounds per game	42.6	38.3
Rebounding margin	+4.3	-
Assists	126	92
Assists per game	18.0	13.1
Turnovers	98	106
Turnovers per game	14.0	15.1
Turnover margin	+1.1	-
Assist/turnover ratio	1.3	0.9
Steals	55	48
Steals per game	7.9	6.9
Blocks	57	27
Blocks per game	8.1	3.9
Winning streak	7	-
Home win streak	2	-
Attendance	34174	19524
Home games-Avg/Game	2-17087	2-9762
Neutral site-Avg/Game	-	3-8265

Team Results

Date	Opponent		Score	Att.
11/06/2023	vs Notre Dame	W	100-71	3203
11/12/2023	Maryland	W	114-76	16007
11/30/2023	at North Carolina	W	65-58	6319
12/10/2023	vs Utah	W	78-69	8428
01/25/2024	at LSU	W	76-70	13205
02/11/2024	UConn	W	83-65	18167
03/10/2024	vs LSU	W	79-72	13163

SEC GAMES



2023-24 South Carolina Women's Basketball
Combined Team Statistics
In Conference games

Page 1/1
as of Mar 24, 2024

Game Records

Record	Overall	Home	Away	Neutral
ALL GAMES	16-0	8-0	8-0	0-0
CONFERENCE	16-0	8-0	8-0	0-0
NON-CONFERENCE	0-0	0-0	0-0	0-0

Score by Periods

Team	1st	2nd	3rd	4th	OT	TOT
South Carolina	317	324	368	339	0	1348
Opponents	229	215	255	228	0	927

Team Box Score

No.	Player				Total		3-Point		F-Throw		Rebounds								PTS	AVG		
		GP-GS	MIN	AVG	FG-FGA	FG%	3FG-3FGA	3FG%	FT-FTA	FT%	OFF	DEF	TOT	AVG	PF	DQ	A	TO			BLK	STL
10	CARDOSO, Kamilla	13-13	322:29	24.8	74-134	.552	0-0	.000	38-60	.633	53	75	128	9.8	24	1	28	22	28	10	186	14.3
12	FULWILEY, MiLaysia	16-1	297:36	18.6	64-149	.430	17-56	.304	40-50	.800	8	31	39	2.4	37	0	28	28	7	31	185	11.6
23	HALL, Bree	16-16	444:06	27.8	67-140	.479	23-53	.434	14-17	.824	19	40	59	3.7	21	0	19	17	9	8	171	10.7
0	PAOPAO, Te-Hina	16-16	453:57	28.4	61-134	.455	32-75	.427	14-15	.933	4	37	41	2.6	11	0	62	23	4	10	168	10.5
2	WATKINS, Ashlyn	16-5	360:51	22.6	66-113	.584	0-1	.000	32-52	.615	42	78	120	7.5	35	1	20	23	34	21	164	10.3
21	KITTS, Chloe	15-12	272:39	18.2	51-100	.510	1-1	1.000	15-23	.652	22	59	81	5.4	26	0	23	24	11	10	118	7.9
25	JOHNSON, Raven	16-15	423:29	26.5	47-117	.402	8-29	.276	16-25	.640	20	68	88	5.5	18	0	69	26	5	30	118	7.4
20	FEAGIN, Sania	16-2	235:42	14.7	44-71	.620	1-1	1.000	27-37	.730	17	34	51	3.2	32	0	19	15	11	4	116	7.3
5	JOHNSON, Tessa	16-0	258:33	16.2	30-67	.448	16-34	.471	12-14	.857	4	26	30	1.9	6	0	19	15	0	12	88	5.5
35	WALKER, Sakima	12-0	92:41	7.7	11-21	.524	0-0	.000	1-3	.333	7	8	15	1.3	12	1	2	7	6	3	23	1.9
24	JAH, Sahnya	6-0	37:57	6.3	4-11	.364	1-3	.333	2-4	.500	1	4	5	0.8	5	0	1	3	0	3	11	1.8
Team											25	29	54					3				
Total		16	3200		519-1057	.491	99-253	.391	211-300	.703	222	489	711	44.4	227	3	290	206	115	142	1348	84.3
Opponents		16	3200		342-1025	.334	82-320	.256	161-229	.703	207	348	555	34.7	269	6	162	250	56	105	927	57.9

Team Statistics

	USC	OPP
Scoring	1348	927
Points per game	84.3	57.9
Scoring margin	+26.3	-
Field goals-att	519-1057	342-1025
Field goal pct	.491	.334
3 point fg-att	99-253	82-320
3-point FG pct	.391	.256
3-pt FG made per game	6.2	5.1
Free throws-att	211-300	161-229
Free throw pct	.703	.703
F-Throws made per game	13.2	10.1
Rebounds	711	555
Rebounds per game	44.4	34.7
Rebounding margin	+9.8	-
Assists	290	162
Assists per game	18.1	10.1
Turnovers	206	250
Turnovers per game	12.9	15.6
Turnover margin	+2.8	-
Assist/turnover ratio	1.4	0.6
Steals	142	105
Steals per game	8.9	6.6
Blocks	115	56
Blocks per game	7.2	3.5
Winning streak	16	-
Home win streak	8	-
Attendance	135623	53258
Home games-Avg/Game	8-16953	8-6657
Neutral site-Avg/Game	-	0-0

Team Results

Date	Opponent		Score	Att.
01/04/2024	at Florida	W	89-66	4192
01/07/2024	Mississippi St.	W	85-66	15751
01/11/2024	at Missouri	W	81-57	4533
01/15/2024	Kentucky	W	98-36	15929
01/21/2024	at Texas A&M	W	99-64	5924
01/25/2024	at LSU	W	76-70	13205
01/28/2024	Vanderbilt	W	91-74	18000
02/01/2024	at Auburn	W	76-54	4814
02/04/2024	Ole Miss	W	85-56	18000
02/08/2024	Missouri	W	83-45	15236
02/15/2024	at Tennessee	W	66-55	11073
02/18/2024	Georgia	W	70-56	18478
02/22/2024	Alabama	W	72-44	16229
02/25/2024	at Kentucky	W	103-55	5626
02/29/2024	at Arkansas	W	98-61	3891
03/03/2024	Tennessee	W	76-68	18000



2023-24 South Carolina Women's Basketball Combined Team Statistics All games

Page 1/1
as of Mar 24, 2024

Game Records

Record	Overall	Home	Away	Neutral
ALL GAMES	34-0	17-0	12-0	5-0
CONFERENCE	16-0	8-0	8-0	0-0
NON-CONFERENCE	18-0	9-0	4-0	5-0

Score by Periods

Team	1st	2nd	3rd	4th	OT	TOT
South Carolina	718	722	791	702	0	2933
Opponents	462	424	536	460	0	1882

Team Box Score

No.	Player	Total			3-Point		F-Throw		Rebounds				Other									
		GP-GS	MIN	AVG	FG-FGA	FG%	3FG-3FGA	3FG%	FT-FTA	FT%	OFF	DEF	TOT	AVG	PF	DQ	A	TO	BLK	STL	PTS	AVG
10	CARDOSO, Kamilla	29-28	723:54	25.0	160-274	.584	1-1	1.000	82-120	.683	104	172	276	9.5	57	3	61	48	74	18	403	13.9
12	FULWILEY, MiLaysia	34-3	641:54	18.9	149-330	.452	44-125	.352	74-95	.779	23	79	102	3.0	77	1	76	57	26	59	416	12.2
0	PAOPOA, Te-Hina	33-33	907:38	27.5	133-285	.467	79-166	.476	25-29	.862	8	81	89	2.7	19	0	125	54	6	28	370	11.2
2	WATKINS, Ashlyn	34-8	690:56	20.3	137-245	.559	0-1	.000	54-96	.563	90	148	238	7.0	81	2	41	49	83	43	328	9.6
21	KITTS, Chloe	33-28	633:03	19.2	129-233	.554	1-2	.500	58-85	.682	57	144	201	6.1	52	1	48	49	23	16	317	9.6
23	HALL, Bree	33-33	865:24	26.2	118-261	.452	46-117	.393	31-45	.689	27	76	103	3.1	36	0	46	37	18	18	313	9.5
25	JOHNSON, Raven	33-31	909:37	27.6	108-239	.452	21-65	.323	28-45	.622	37	139	176	5.3	35	0	159	56	5	68	265	8.0
20	FEAGIN, Sania	34-3	515:44	15.2	95-170	.559	1-7	.143	39-58	.672	44	82	126	3.7	61	0	36	37	20	14	230	6.8
5	JOHNSON, Tessa	31-2	532:12	17.2	59-135	.437	29-67	.433	34-40	.850	11	44	55	1.8	19	0	34	30	2	22	181	5.8
24	JAH, Sahnya	16-0	146:15	9.1	21-58	.362	3-15	.200	4-12	.333	10	22	32	2.0	17	0	10	8	1	10	49	3.1
35	WALKER, Sakima	30-1	233:23	7.8	22-43	.512	0-0	.000	17-23	.739	13	26	39	1.3	26	1	3	15	12	8	61	2.0
Team											68	76	144					9				
Total		34	6800		1131-2273	.498	225-566	.398	446-648	.688	492	1089	1581	46.5	480	8	639	449	270	304	2933	86.3
Opponents		34	6800		694-2192	.317	177-677	.261	317-467	.679	437	719	1156	34.0	566	12	338	547	107	220	1882	55.4

Team Statistics

	USC	OPP
Scoring	2933	1882
Points per game	86.3	55.4
Scoring margin	+30.9	-
Field goals-att	1131-2273	694-2192
Field goal pct	.498	.317
3 point fg-att	225-566	177-677
3-point FG pct	.398	.261
3-pt FG made per game	6.6	5.2
Free throws-att	446-648	317-467
Free throw pct	.688	.679
F-Throws made per game	13.1	9.3
Rebounds	1581	1156
Rebounds per game	46.5	34.0
Rebounding margin	+12.5	-
Assists	639	338
Assists per game	18.8	9.9
Turnovers	449	547
Turnovers per game	13.2	16.1
Turnover margin	+2.9	-
Assist/turnover ratio	1.4	0.6
Steals	304	220
Steals per game	8.9	6.5
Blocks	270	107
Blocks per game	7.9	3.1
Winning streak	34	-
Home win streak	17	-
Attendance	273133	75096
Home games-Avg/Game	17-16067	12-6258
Neutral site-Avg/Game	-	5-9284

Team Results

Date	Opponent	Score	Att.
11/06/2023	vs Notre Dame	W 100-71	3203
11/12/2023	Maryland	W 114-76	16007
11/16/2023	Clemson	W 109-40	16820
11/20/2023	South Dakota St.	W 78-38	14799
11/24/2023	Mississippi Val.	W 101-19	14558
11/30/2023	at North Carolina	W 65-58	6319
12/03/2023	at Duke	W 77-61	5607
12/06/2023	Morgan St.	W 104-38	16181
12/10/2023	vs Utah	W 78-69	8428
12/16/2023	Presbyterian	W 99-29	15176
12/19/2023	at Bowling Green	W 93-62	4195
12/30/2023	at East Carolina	W 73-36	5717
01/04/2024	at Florida	W 89-66	4192
01/07/2024	Mississippi St.	W 85-66	15751
01/11/2024	at Missouri	W 81-57	4533
01/15/2024	Kentucky	W 98-36	15929
01/21/2024	at Texas A&M	W 99-64	5924
01/25/2024	at LSU	W 76-70	13205
01/28/2024	Vanderbilt	W 91-74	18000
02/01/2024	at Auburn	W 76-54	4814
02/04/2024	Ole Miss	W 85-56	18000
02/08/2024	Missouri	W 83-45	15236
02/11/2024	UConn	W 83-65	18167
02/15/2024	at Tennessee	W 66-55	11073
02/18/2024	Georgia	W 70-56	18478
02/22/2024	Alabama	W 72-44	16229
02/25/2024	at Kentucky	W 103-55	5626
02/29/2024	at Arkansas	W 98-61	3891
03/03/2024	Tennessee	W 76-68	18000
03/08/2024	vs Texas A&M	W 79-68	8841
03/09/2024	vs Tennessee	W 74-73	12784
03/10/2024	vs LSU	W 79-72	13163
03/22/2024	Presbyterian	W 91-39	11536
03/24/2024	North Carolina	W 88-41	14266