



SOUTH CAROLINA WOMEN'S BASKETBALL

Asst. AD Communications/PR: Diana Koval | Office: 803.777.7977 | Cell: 314.369.6050 | Email: dkoval@mailbox.sc.edu
Web: www.GamecocksOnline.com | X: @GamecockWBB | Instagram: @GamecockWBB | TikTok: @GamecockWBB | Facebook: @GamecockWBB

2024 NCAA TOURNAMENT SECOND ROUND MARCH 24, 2024 – 1 PM – COLUMBIA, SC. – COLONIAL LIFE ARENA

HOW TO FOLLOW

TV: ABC (Courtney Lyle, Carolyn Peck)
Radio: 98.5 FM (Brad Muller)/SiriusXM 106 or 205
Live Stats: NCAA.com

THE MATCHUP

GAMECOCKS

33-0, 17-0 SEC

Ranking: 1/1 (AP/Coaches)

Head Coach: Dawn Staley

Record at SC: 435-106 (16th)

Career Record: 607-186 (24th)

Top Scorer: Kamilla Cardoso (14.0)

Top Rebounder: Kamilla Cardoso (9.5)



TAR HEELS

20-12, 11-7 ACC

Ranking: -/ - (AP/Coaches)

Head Coach: Courtney Banghart

Record at UNC: 96-55 (5th)

Career Record: 360-158 (17th)

Top Scorer: Deja Kelly (16.6)

Top Rebounder: Alyssa Ustby (9.6)



THE SERIES

South Carolina Record: 10-11

H: 2-1 **A:** 3-2 **N:** 5-7

Current Streak: Won 3

Last Meeting: W65-58, 11/30/23 in Chapel Hill

First Meeting: L 67-75, 1/24/76, location unknown

NCAA TOURNAMENT HISTORY

Appearances (Total/Staley Era): 20 / 12

South Carolina Record: 45-17 / 37-9

Sweet 16s: 13 / 9

Elite Eights: 7 / 6

Final Fours: 5 / 5 (2015, 2017, 2021, 2022)

Championships: 2 / 2 (2017, 2022)

GAMECOCK NOTABLES

- South Carolina has played border rival North Carolina three other times in the NCAA Tournament with a 2-1 record in those games.
- The Gamecock bench continues to shine, even when its members are outnumbered by the starters. With just three bench players available on Friday, the group's 43 points nearly matched the 48 of the starting five. South Carolina is second in the nation with 33.6 bench points per game, outscoring their counterparts by 212 points per game this season.
- South Carolina is fourth in the nation with 46.3 rebounds per game and a 57.6 rebounding percentage. The Gamecocks grab 40.3 percent of the offensive rebounds available, which ranks fourth in the nation, and turn those 14.3 offensive boards per game into 15.4 second-chance points per game.
- All-American and SEC Defensive Player of the Year Kamilla Cardoso is set for her 2024 NCAA Tournament debut today. The Gamecocks' top scorer (14.0 ppg) and rebounder (9.5 rpg) is 10th in the nation in blocks per game (2.6) and 20th in field goal percentage (.584). She is sixth in program history with 190 blocks in her Gamecock career.
- Over the last three games, freshman MiLaysia Fulwiley averaged 18.0 points on 55.9 percent shooting, including 56.3 percent (9-of-16) from 3-point range. Her 17 points on Friday were the most by a Gamecock freshman in an NCAA Tournament game since Aja Wilson in 2015, and her 5 made 3s tied the program's NCAA Tournament game record.
- Sophomore Ashlyn Watkins has been especially active around the rim defensively, blocking 4.5 shots per game over her last two outings. In the postseason, she has blocked 2.8 shots per game.
- All-American Te-Hina Paopao's 77 made 3s this season rank eighth in the South Carolina single-season standings. She added four to her season total on Friday, marking her 12th game of at least three made 3s this season. She is second in the nation in 3-point percentage, hitting 47.5 percent from the arc.
- Bolstered by her 21-point, 13-rebound outing on Friday, sophomore Chloe Kitts is third on the team with 10.8 points per postseason game on team-best 73.1 percent shooting with a team-best 7.3 rebounding average.

SCHEDULE/RESULTS











<i>Aflac Oui-Play (Paris, France)</i>		
Nov. 6	vs. #10/10 Notre Dame (ESPN)	W, 100-71
Nov. 12	#14/11 Maryland (ABC)	W, 114-76
Nov. 16	Clemson (SECN)	W, 109-40
Nov. 20	South Dakota State (SECN+)	W, 78-38
Nov. 24	Miss. Valley St. (SECN+)	W, 101-19
<i>ACC/SEC Challenge</i>		
Nov. 30	at #24/24 North Carolina (ESPN)	W, 65-58
<i>Jimmy V Classic</i>		
Dec. 3	at Duke (ABC)	W, 77-61
Dec. 6	Morgan State (SECN+)	W, 104-38
<i>Basketball Hall of Fame Showcase (Uncasville, CT)</i>		
Dec. 10	vs. #11/7 Utah (ESPN)	W, 78-69
Dec. 16	Presbyterian (SECN+)	W, 99-29
Dec. 19	at Bowling Green (ESPN+)	W, 93-62
Dec. 30	at East Carolina (ESPN2)	W, 73-36
Jan. 4	at Florida* (SECN)	W, 89-66
Jan. 7	Mississippi State* (ESPN)	W, 85-66
Jan. 11	at Missouri* (SECN+)	W, 81-57
Jan. 15	Kentucky* (SECN)	W, 85-36
Jan. 21	at Texas A&M* (SECN)	W, 99-64
Jan. 25	at #9/9 LSU* (ESPN)	W, 76-70
Jan. 28	Vanderbilt* (SECN) We Back Pat	W, 91-74
Feb. 1	at Auburn* (SECN+)	W, 76-54
Feb. 4	Ole Miss* (ESPN2) Play 4 Kay	W, 85-56
Feb. 8	Missouri* (SECN)	W, 83-45
Feb. 11	#11/9 Connecticut (ESPN)	W, 83-65
Feb. 15	at Tennessee* (ESPN)	W, 66-55
Feb. 18	Georgia* (ABC)	W, 70-56
Feb. 22	Alabama* (SECN)	W, 72-44
Feb. 25	at Kentucky* (SECN)	W, 103-55
Feb. 29	at Arkansas* (SECN)	W, 98-61
Mar. 3	Tennessee* (ESPN)	W, 76-68
<i>SEC Tournament (Greenville, S.C.)</i>		
Mar. 8	Texas A&M (SECN)	W, 79-68
Mar. 9	Tennessee (ESPNU)	W, 74-73
Mar. 10	#8/5 LSU (ESPN)	W, 79-72
<i>NCAA Tournament (Columbia, S.C.)</i>		
Mar. 22	Presbyterian (ESPN)	W, 91-39
Mar. 24	North Carolina (ABC)	1 p.m.

* indicates SEC game

All Times Listed as Eastern and are subject to change

TALE OF THE TAPE

SOUTH CAROLINA	86.2	.499	.396	6.5	.685	13.1	55.8	+30.4	.319	.264	+12.2	18.8	+2.8	8.0	8.8
Points	FG%	3FG%	3FGM per Game	FT%	FTM per Game	Scoring Def.	Scoring Margin	FG% Def.	3FG% Def.	Reb. Margin	Assist Avg.	TO Margin	Blocks Avg.	Steals Avg.	
NORTH CAROLINA	68.6	.419	.306	5.3	.662	12.3	61.7	+6.9	.377	.322	+2.9	12.8	+3.0	4.8	7.4

0		<p>Te-Hina Paopao <i>tuh-HEE-nuh POW-pow</i></p> <p>5-9 • Sr. • Guard Oceanside, Calif.</p>	<p>Season PPG 11.3 APG 3.7 FG% .468 3FG% .475 FT% .862</p>	<p>Career 12.2 3.6 .432 .408 .867</p>	<p>LAST GM: 18 pts, 4 3FGs, 3 assts vs. PC NOTABLE: Good court vision and shooter ... 2nd-team All-SEC, 2nd-team All-America ... 2nd in NCAA in 3FG%; in SEC, 2nd 3s/gm (2.4), 4th A:TO (2.3), 9th apg ... Nancy Lieberman Award finalist.</p>	<p>Career Highs Pts: 28 vs. Stanford, 3/2/23* Reb: 9 vs. Stanford, 2/15/21* Asst: 10 vs. USD, 3/23/23* Stl: 4, 2x, vs. Seatt., 11/12/22* 3FG: 7, 2x, vs. Stan., 3/23/23*</p>
2		<p>Ashlyn Watkins <i>ASH-lynn</i></p> <p>6-3 • So. • Forward Columbia, S.C.</p>	<p>Season PPG 9.6 RPG 7.1 BPG 2.5 FG% .568 FT% .554</p>	<p>Career 7.3 5.1 1.6 .567 .525</p>	<p>LAST GM: 7 pts, 8 rebs, 4 blks vs. PC NOTABLE: Strong, effortlessly athletic ... 2nd-team All-SEC ... 16th in NCAA in bpg; in SEC 11th in rpg ... 8 dbl-dbls ... in SEC games – 9th in rpg (7.5), 3rd in bpg (2.1), 10th off. rpg (2.6).</p>	<p>Career Highs Pts: 21 at Arkansas, 2/29/24 Reb: 15 at Auburn, 2/1/24 Blk: 6, 2x, at Florida, 1/4/24 Asst: 4, 2x, vs. Presby., 3/22/24 Stl: 4, 2x, at Tennessee, 2/15/24</p>
5		<p>Tessa Johnson</p> <p>6-0 • Fr. • Guard Albertville, Minn.</p>	<p>Season PPG 5.7 APG 1.1 FG% .438 3FG% .419 FT% .842</p>	<p>Career 5.7 1.1 .438 .419 .842</p>	<p>LAST GM: 4 rebs, 2 assts vs. PC NOTABLE: Multi-level scoring threat ... 7 gms of 10+ pts ... 10.5 ppg in SEC Tourn. ... averaged 22.4 minutes over last five games ... #25 in 2023 Class ... McDonald's All-American (won 3-pt contest).</p>	<p>Career Highs Pts: 16 vs. Morgan St, 12/6/23 Reb: 7 vs. Maryland, 11/12/23 Asst: 5 vs. Missouri, 2/8/24 3FG: 4 at Arkansas, 2/29/24</p>
10		<p>Kamilla Cardoso <i>kuh-MILL-uh car-DOE-zo</i></p> <p>6-7 • Sr. • Center Montes Claros, Brazil</p>	<p>Season PPG 14.0 RPG 9.5 BPG 2.6 FG% .584 FT% .672</p>	<p>Career 10.4 7.8 2.1 .570 .666</p>	<p>LAST GM: 8 pts, 6 rebs, 3 blks vs. LSU NOTABLE: Dominant on both ends ... SEC Def. POY, 1st-team All-SEC & All-America ... 13 dbl-dbls ... 10th in NCAA in bpg, 1st in SEC in FG% ... 3.5 off. rpg ... all NPOY & Lisa Leslie watch lists.</p>	<p>Career Highs Pts: 25 vs. Lincoln, 12/2/20* Reb: 16, 3x, vs. UGA, 2/18/24* Assts: 6, 2x, vs. Miss. St., 1/7/24 Blk: 9 vs. Notre Dame, 1/31/21* Stl: 3 vs. Georgia, 2/18/24</p>
12		<p>MiLaysia Fulwiley <i>my-LAY-zhuh full-WHY-lee</i></p> <p>5-10 • Fr. • Guard Columbia, S.C.</p>	<p>Season PPG 12.0 APG 2.3 FG% .448 3FG% .339 FT% .787</p>	<p>Career 12.0 2.3 .448 .339 .787</p>	<p>LAST GM: 17 pts, 5 3FGs, 3 assts vs. PC NOTABLE: A “generational player” who soaks up coaching ... SEC All-Fr. Team, SEC Tourn MVP ... last 5 gms – 14.6 ppg, .462 FG%, .500 3FG% ... #13 in Class of 2023 ... HS All-American ... 4x SCBCA POY.</p>	<p>Career Highs Pts: 24 vs. LSU, 3/10/24 Reb: 9, 2x, at ECU, 12/30/23 Asst: 6, 2x, vs. Miss. St, 12/6/23 Stl: 6, 2x, vs. Missouri, 2/8/24 3FG: 5 vs. Presby. 3/22/24</p>
20		<p>Sania Feagin <i>suh-NYE-uh FAY-ghin</i></p> <p>6-3 • Jr. • Forward Ellenwood, Ga.</p>	<p>Season PPG 6.7 RPG 3.6 BPG 0.6 FG% .576 FT% .672</p>	<p>Career 4.5 2.5 0.6 .589 .664</p>	<p>LAST GM: 12 pts, 10 rebs, 2 blks vs. PC NOTABLE: Physical inside player, stretching offensive range ... growing confidence ... 10 games scoring in double figures ... in postseason – 7.0 ppg, 4.5 rpg.</p>	<p>Career Highs Pts: 16 at Kentucky, 2/25/24 Reb: 10 vs. Presby., 3/22/24 Asst: 4, 2x, at Kentucky, 2/25/24 Blk: 5 at Kentucky, 2/25/24 Stl: 2 at Georgia, 2/13/22</p>
21		<p>Chloe Kitts</p> <p>6-2 • So. • Forward Ovideo, Fla.</p>	<p>Season PPG 9.5 RPG 6.3 BPG 0.7 FG% .548 FT% .667</p>	<p>Career 6.7 4.6 0.5 .527 .652</p>	<p>LAST GM: 21 pts, 13 rebs, 9-9 FGs vs. PC NOTABLE: Tenacious, physical ... 19th in SEC in rpg ... 5 dbl-dbls, 17 gms of 10+ pts, 7 gms of 10+ rebs ... 2023 FIBA U19 World Cup gold ... early enrollee (Dec. 2022), ranked #17 in 2023 Class.</p>	<p>Career Highs Pts: 21, 2x, vs. Presby., 3/22/24 Reb: 14 vs. Morgan St., 12/6/23 Asst: 5, 2x, at Kentucky, 2/25/24 Blk: 5 vs. Missouri, 2/8/24 Stl: 2, 4x, vs. Alabama, 2/22/24</p>
23		<p>Bree Hall</p> <p>6-0 • Jr. • Guard Dayton, Ohio</p>	<p>Season PPG 9.7 APG 1.3 FG% .453 3FG% .400 FT% .707</p>	<p>Career 5.6 0.5 .411 .369 .657</p>	<p>LAST GM: 9 pts, 3 rebs, 2 assts vs. LSU NOTABLE: Tough defender, explosive to the rim, solid shooter ... has delivered late in big games ... career best in all shooting %ages ... 15 games in double-digit scoring, 7 games of at least three 3s.</p>	<p>Career Highs Pts: 21 at Missouri, 1/11/24 Reb: 7 vs. Ole Miss, 2/4/24 Asst: 3, 6x, last vs. TXA&M, 3/8/24 Stl: 3 at LSU, 1/25/24 3FG: 4, 3x, at Missouri, 1/11/24</p>
25		<p>Raven Johnson</p> <p>5-9 • So. • Guard Atlanta, Ga.</p>	<p>Season PPG 8.2 APG 4.9 FG% .455 3FG% .323 FT% .622</p>	<p>Career 5.9 4.0 .419 .285 .634</p>	<p>LAST GM: 11 pts, 4 assts, 4 stls vs. PC NOTABLE: Great instincts ... quick with ball and good decision maker ... 2nd-team All-SEC ... career-high FG% ... 8th in NCAA in A:TO (2.9); 3rd in SEC in apg ... 2023 SEC All-Freshman Team</p>	<p>Career Highs Pts: 18 vs. S. Dak. St., 11/20/23 Reb: 15 at Tennessee, 2/15/24 Asst: 17 vs. Clemson, 11/16/23 Stl: 5, 3x, vs. MVSU, 11/24/23 3FG: 3, 2x, at Duke, 12/3/23</p>
35		<p>Sakima Walker <i>suh-KEY-muh</i></p> <p>6-5 • Sr. • Center Columbus, Ohio</p>	<p>Season PPG 2.1 RPG 1.3 BPG 0.4 FG% .512 FT% .739</p>	<p>Career 3.1 1.9 0.4 .546 .632</p>	<p>LAST GM: 5 pts, 2 rebs, 1 stl vs. PC NOTABLE: Scorer, rebounder, rim defender ... NJCAA D1 Player of the Year and Tournament MVP, led NW Florida to 2023 national title.</p>	<p>Career Highs Pts: 13 vs. Wagner, 12/18/21* Reb: 8 vs. Sac. Heart, 12/20/20* Asst: 2 vs. Hamp., 12/18/20* Blk: 3, 2x, vs. Alabama, 2/22/24* Stl: 3, 3x, C Conn St., 12/14/21*</p>

HC



Dawn Staley

At SC: 435-106(16th)
Career: 607-186 (24th)

- 2 National Championships; 5 Final Fours in last eight NCAA Tournaments
- 8 SEC Regular-Season Championships; 8 SEC Tournament Championships
- 10th in winning percentage (.765) among active NCAA Div. I coaches – 11th all-time
- 82 AP No. 1 rankings, fourth most by a program in AP Poll history
- 5x National Coach of the Year, 7x SEC Coach of the Year
- 3x Olympic gold medalist (player), 2x Olympic gold asst coach, 2020 Olympic gold head coach

* indicates includes games at previous NCAA Div. I institution

QUICK FACTS

The University

Location: Columbia, S.C.

Founded: 1801

Enrollment: 36,200

Colors: Garnet (PMS 202C) and Black

Nickname: Gamecocks

Conference: Southeastern

University President: Michael Amiridis

Athletics Director: Ray Tanner

Facility: Colonial Life Arena (18,000)

Coaching Staff

Head Coach: Dawn Staley

Alma Mater: Virginia, 1992

Overall Record: 607-186 (24th season)

School Record: 435-106 (16th season)

Assoc. Head Coach, Alma Mater:

Lisa Boyer, Ithaca, 1979 (15th season)

Assistant Coaches, Alma Mater:

Jollette Law, Iowa, 1990 (6th season)

Winston Gandy, Maryland, 2003 (1st season)

Mary Wooley, USC Aiken, 2002 (1st season)

Khadijah Sessions, South Carolina, 2016 (1st season)

Team Information

2022-23 Record: 36-1

Home: 17-0 Away: 13-0 Neutral: 6-1

SEC Record (Finish): 16-0 (1st)

Home: 8-0 Away: 8-0

Letterwinners Returning/Lost: 6/8

Starters Returning/Lost: 5/0

Program History

First Year of Women's Basketball: 1974-75

All-Time Record: 1,015-535 (50th season)

All-Time SEC Record: 263-232 (33rd season)

NCAA Appearances (Last): 20 (2024)

NCAA Tournament Record: 44-17

2023 NCAA Result: Final Four

WNIT Appearances (Last): 4 (2011)

WNIT Record: 3-4

Media Relations

Women's Basketball Contact: Diana Koval

Office: 803.777.7977

Cell: 314.369.6050

Email: dkoval@mailbox.sc.edu

Women's Basketball on Social Media:

Twitter: @GamecockWBB

Instagram: @GamecockWBB

Facebook: @GamecockWBB

TikTok: @GamecockWBB

Head Coach on Social Media

Twitter: @DawnStaley

Instagram: @Staley05

Athletics Department on the Web

Website: GamecocksOnline.com

Twitter: @GamecocksOnline

Instagram: @GamecocksOnline

Facebook: Facebook.com/GamecocksOnline

YouTube: YouTube.com/GamecocksOnline

A Perennial Power

South Carolina women's basketball had been a national power for more than a decade under head coach Dawn Staley, including seven 30-win seasons in the last 10 campaigns. The Gamecocks have played in five Final Fours in the last eight NCAA Tournaments, including winning the 2017 and 2022 National Championships. They have been ranked in every AP Poll since Dec. 10, 2012, including a top-10 spot every week since the start of the 2019-20 season. The Gamecocks have amassed 82 AP No. 1 rankings all-time, the fourth-most by a program in the history of that poll (3rd is La. Tech, 83).

Under head coach Dawn Staley's leadership, 11 Gamecocks have earned All-America status, three have earned SEC Player of the Year honors and 22 have picked up All-SEC recognition at least once. In the last nine seasons, 14 Gamecocks have been selected in the WNBA Draft, including 10 first-round picks, highlighted by two No. 1 overall picks in the last six years. Three Gamecocks have been named WNBA Rookie of the Year and one is a two-time WNBA MVP and two-time WNBA Defensive Player of the Year.

The North Carolina Series

The Gamecocks and Tar Heels have history dating back to 1975-76, but, until this season, neither had played on the other's home court since Jan. 4, 1989.

South Carolina's trip to Chapel Hill on Nov. 30 broke that streak, and the Gamecocks claimed the back-and-forth battle 65-58 thanks to a 21-12 third-quarter rally.

Overall the Tar Heels lead the series 11-10, but the series is tied 4-4 in the Dawn Staley era (beginning 2008-09), and South Carolina has won the last three meetings. The Gamecocks are 2-1 against the Tar Heels in the NCAA Tournament. The wins came in 2015, en route to the program's first NCAA Final Four appearance, and in 2022, en route to the program's second NCAA Championship.

Home Sweet Home

The Gamecocks are 529-165 (.762) in home games (some records prior to 1976-77 did not include location of games). Current head coach Dawn Staley is 217-34 at home for a program-best .865 winning percentage.

South Carolina currently has a program-record 58-game home winning streak that began on Dec. 17, 2020.

Playing in its 22nd season at Colonial Life Arena, South Carolina boasts a 280-67 (.807) record in the building, including four undefeated seasons since 2013-14. Staley's share of that record is 214-34 (.863).

NCAA Tournament Take

South Carolina is in its 20th NCAA Tournament and its 12th straight under head coach Dawn Staley. The Gamecocks are 45-17 overall in the event with 13 Sweet 16 appearances, seven Elite Eight seasons, five Final Four showings and two National Championships.

The Gamecocks have been the tournament's overall No. 1 seed three times (2022, 2023, 2024) and a regional No. 1 seed eight times.

In her 24th season as a head coach, Staley has taken a team to the NCAA Tournament 18 times. She is 39-15 at the event, including a 37-9 mark at South Carolina.

Gamecocks Against the Field

This season, South Carolina has faced 15 of the 68 teams in the NCAA Tournament field, three of which are also in the Albany 1 Region. The Gamecocks went 19-0 against those 15 teams, including an 11-0 mark against the seven other SEC teams in the field.

In addition to their seven league rivals in the field – Alabama, Auburn, LSU, Ole Miss, Tennessee, Texas A&M, Vanderbilt – South Carolina played non-conference games against Notre Dame (N), Maryland, South Dakota State, at North Carolina, at Duke, Utah (N), Presbyterian and UConn.

2023-24 AWARDS

Kamilla Cardoso

SEC Defensive Player of the Year

All-SEC First Team

All-America First Team (USBWA)

All-America Second Team (AP, The Athletic, The Sporting News)

SEC All-Tournament Team

4x USBWA Player of the Week (11/6-12, 11/27-12/3; 1/23-28; 2/12-18)

3x SEC Player of the Week (11/6-13; 1/23-28; 2/13-19)

USBWA Player of the Year Watch List

Wooden Award National Ballot

Wade Trophy Watch List

Naismith Trophy Semifinalist

Naismith Defensive Player of the Year Finalist

Lisa Leslie Award Finalist

MiLaysia Fulwiley

SEC Tournament MVP

SEC All-Freshman Team

2x SEC Freshman of the Week (1/16-22, 1/30-2/5)

Bree Hall

SEC Community Service Team

Raven Johnson

All-SEC Second Team

SEC co-Player of the Week (11/14-20)

Te-Hina Paopao

All-America Second Team (USBWA)

All-America Honorable Mention (AP)

All-SEC Second Team

SEC Player of the Week (12/5-11)

USBWA Player of the Year Watch List

Nancy Lieberman Award Finalist

Ashlyn Watkins

All-SEC Second Team

SEC Player of the Week (2/27-3/3)

Dawn Staley

SEC Coach of the Year

National Coach of the Year (The Athletic, ESPN,

USBWA, The Sporting News)

Naismith Coach of the Year Semifinalist

The 15 teams include a No. 2 seed, two No. 3s, a No. 5, a No. 6, two No. 7s, two No. 8s, a No. 10, a No. 11, a No. 12 and three No. 16s.

Ranking Review

South Carolina sits atop both national polls again this week. It marks the 82nd time the Gamecocks have been No. 1 in the AP Poll – the fourth-most of any program in that poll's history (3rd is La. Tech, 83).

The Gamecocks have the longest active streak of weeks in the AP Top 10 at 95, beginning with the 2019-20 preseason poll. Their 226 straight appearances in the AP Poll, dating back to Dec. 10, 2012, marks the second-longest active streak in the nation and the ninth longest all-time (8th place, Notre Dame, 234).

In the USA Today/WBCA Coaches' Poll, South Carolina has been in the top 10 since claiming the No. 10 spot in the 2019-20 preseason poll.

SEC Sayings

South Carolina has been the benchmark in the SEC over the last decade, amassing eight regular-season titles since 2013-14 (11 seasons) and finishing no lower than second in that time. Since that season, the Gamecocks have a 161-15 record (.914) in league action, including

CURRENT STREAKS

	Total	Home	Road	Neut.
Overall	W33	W58	W32	W5
SEC	W47	W39	W23	–
Non-Conference	W17	W27	W11	W5
Ranked Teams	W7	W12	W9	W3

a 77-3 mark (.963) over the last five seasons (beginning 2019-20). South Carolina set a new SEC record with its 43rd-consecutive league victory with its win over Georgia on Feb. 18. The streak spans three seasons beginning on Jan. 2, 2022, with a win over Mississippi State and now stands at 47.

The Gamecocks have also had a lock on the SEC Tournament, winning eight titles since claiming their first in 2015. They became the first program to win four consecutive tournaments, claiming the crowns 2015-18.

In the last decade, three Gamecocks have been named SEC Player of the Year a combined seven times, three have collected seven SEC Defensive Player of the Year honors, two have been the league's 6th-Woman of the Year, three have been the league Freshman of the Year, one has been the SEC Scholar-Athlete of the Year, and Staley has been the Coach of the Year seven times – one shy of Pat Summitt's league-record eight selections.

Ranked Readings

Against ranked teams, South Carolina is 113-67 (.627) in the Dawn Staley era (beginning 2008-09), and even that mark is skewed by the early seasons of her tenure. Since the start of the 2014-15 campaign, the Gamecocks are 98-28 (.778) against ranked teams.

This season, South Carolina is 7-0 vs. ranked teams. Those seven are the second-most in the country and the most without a loss to an unranked opponent.

The Staley File

In her 24th season as a head coach, Dawn Staley has a .765 (607-186) winning percentage, which ranks 10th in the nation among all active head coaches and sixth among those with at least 20 years in the position.

The unanimous 2020 National Coach of the Year, Staley became the first person to win both Naismith Player of the Year and a Naismith Coach of the Year and the first Black head coach to win multiple national championships in men's or women's basketball. She has been named national coach of the year by at least one organization five times, including four in the last five seasons.

IN THE STALEY ERA (16th season)

Wins	
30-Win Seasons (includes 2023-24)	7
25-Win Seasons (includes 2023-24)	12
20-Win Seasons (includes 2023-24)	13
Winning Seasons (includes 2023-24)	14
National Rankings	
Weeks in the AP Top 25	231
Weeks in the AP Top 10	186
Weeks in the AP Top 3	115
Weeks at AP No. 1	82
Postseason	
NCAA Tournament Appearances (includes 2023-24)	12
NCAA Sweet 16s	10
NCAA Final Fours	5
National Championships	2
In the SEC	
Regular-Season Championships (includes 2023-24)	8
Regular-Season Top 3 Finishes (includes 2023-24)	12
Tournament Championships (includes 2023-24)	8

In her 16 seasons with the Gamecocks, Staley is the program's all-time winningest coach (435) with a program-record 13 postseason appearances. She accounts for all five of the Gamecocks' Final Four appearances (2015, 2017, 2021, 2022, 2023) and the first NCAA National Championships in program history (2017, 2022).

Staley won her 600th career game as a head coach with a 72-44 win over Alabama (Feb. 22, 2024), needing just 104 games to go from her 500th win (vs. Mercer, Mar. 21, 2021) to the 600th.

Staley's eight SEC regular-season championships trail only Pat Summitt's 16 in league history, and her seven SEC Coach of the Year awards trails Summitt's league record by just one. Staley's 199 SEC regular-season wins are the most among active league coaches and third all-time – behind just Summitt (Tennessee, 306) and Andy Landers (Georgia, 273). Her 12.4 SEC wins per season is the best in league history among coaches with more than three years in the league, and her .783 SEC winning percentage (199-55) is second only to Summitt (.874).

Opponent Files

South Carolina's schedule includes seven games against teams ranked at the time of the game, including five in non-conference action. Four of those games came in the first five weeks of the season – against #10/10 Notre Dame (W, 100-71), #14/11 Maryland (W, 114-76), at #24/24 North Carolina (W, 65-58), against #11/7 Utah (78-69). South Carolina later added wins at SEC rival #9/9 LSU (76-70), against #11/9 UConn (W, 83-65) and in the SEC Tournament final against #8/5 LSU (79-72).

The Gamecocks' schedule is ranked the 20th toughest in the nation with opponents posting a .616 winning percentage. South Carolina's NET strength of schedule is 23rd, and its average opponent NET ranking is 21st. The Gamecocks' 17 wins against NET top-50 teams are the most in the country.

Awards Season

South Carolina picked up eight recognitions when the SEC coaches' votes were tallied for postseason awards with seven-time SEC Coach of the Year Dawn Staley and SEC Defensive Player of the Year Kamilla Cardoso headlining the list. Cardoso was the lone Gamecock on the All-SEC First Team, but a trio of second-team selections – Raven Johnson, Te-Hina Paopao, Ashlyn Watkins – made it a program-record tying All-SEC haul. MiLaysia Fulwiley rounded out the group with All-Freshman honors.

Nationally, Cardoso and Paopao have collected numerous All-America accolades. Staley, meanwhile, has swept the National Coach of the Year awards announced.

Keep It a Buck

South Carolina has reached 100 points six times this season, setting the program record for 100-point games in a season. The 2020-21 team still holds the program record for SEC 100-point games in a season at two.

The Gamecocks opened the season hitting the 100-point mark in three straight games, the longest such streak in program history. South Carolina's 114 points against Maryland were the second-most in program history and the most against a ranked opponent.

Bench Mob

The quality of South Carolina's depth ranks among the best in the nation. The Gamecocks' six-woman bench is second in the nation with an SEC-best 33.6 points

NATIONAL RANKINGS

Associated Press Poll (Mar. 18)

1. South Carolina	32-0
2. Iowa	29-4
3. Southern Cal	26-5
4. Texas	30-4
5. Stanford	28-5
6. UCLA	25-6
7. Ohio State	25-5
8. LSU	28-5
9. Notre Dame	26-6
10. UConn	29-5
11. NC State	27-6
12. Oregon State	24-7
13. Virginia Tech	24-7
14. Indiana	24-5
15. Kansas State	25-7
16. Gonzaga	30-3
17. Colorado	22-9
18. Oklahoma	22-9
19. Baylor	24-7
20. UNLV	30-2
21. Utah	22-10
22. Syracuse	23-7
23. Louisville	24-9
24. Creighton	25-5
25. Fairfield	31-1

USA Today/WBCA Coaches' Poll (Mar. 18)

1. South Carolina	32-0
2. Iowa	29-4
3. Southern Cal	26-5
4. Texas	30-4
5. Stanford	28-5
6. LSU	28-5
7. UConn	29-5
8. UCLA	25-6
9. Ohio State	25-5
10. Notre Dame	26-6
11. NC State	27-6
12. Virginia Tech	24-7
13. Gonzaga	30-3
14. Indiana	24-5
15. Oregon State	24-7
16. Kansas State	25-7
17. Colorado	22-9
18. Baylor	24-7
19. UNLV	30-2
20. Creighton	25-5
21. Oklahoma	22-9
22. Utah	22-10
23. Syracuse	23-7
24. Princeton	25-4
25. Louisville	24-9

per game. The South Carolina bench has out-scored its opponents' starters 10 times this season, and the Gamecocks' top scorer in a game has been off the bench 11 times.

The Gamecock bench has outscored its counterparts by 21.2 points per game, including a +18.5 margin in SEC action and a +26.8 edge in the postseason (SEC and NCAA Tournaments). The group has been most dominant against ranked opponents, outpacing that group's bench by 21.9 points per game. Only two opponents have had

GAMECOCKS IN 2023-24 NATIONAL POLLS

Poll	Pre	11/13	11/20	11/27	12/4	12/11	12/18	12/25	1/1	1/8	1/15	1/22	1/29	2/5	2/12	2/19	2/26	3/4	3/11	3/18
Associated Press	6	1	1	1	1	1	1	1	1	1	1	1	1	1	1	1	1	1	1	1
Coaches	4	1	1	1	1	1	1	1	1	1	1	1	1	1	1	1	1	1	1	1

their bench out-score the Gamecocks' – by 10 at Duke (Dec. 3), by 5 vs. Georgia (Feb. 18).

All About Balance

South Carolina's success this season has been built on its balance in all aspects of the game. Ranked second in the nation with 86.2 points per game, no Gamecock is among the nation's top 250 scorers.

The Gamecocks are the only team ranked among the nation's top 25 in both scoring offense (2nd, 86.2 ppg) and defense (13th, 55.8 ppg).

South Carolina is third in the nation in field goal percentage (.499) and first in field goal percentage defense (.319). In SEC action, the Gamecocks led the league in all four categories – 84.3 ppg, 57.9 ppg allowed – .491 field goal percentage, .334 field goal percentage allowed.

The Gamecock offense is balanced as well with 53.3 percent of points coming in the paint (45.9 ppg). The guards are scoring 53.4 percent of the points (46.0 ppg). South Carolina averages 41.9 points in the first half and 44.3 in the second.

Dime Droppers

There are few things head coach Dawn Staley likes more than the extra pass. Long preaching that the ball will find who should shoot it, she has seen this year's team bring that philosophy to life. The Gamecocks twice broke the program's Staley-era record for single-game assists and have three games of 30 assists on the season. Their .566 assist percentage is the program's highest since 2014-15 (.588).

The Gamecocks are ninth in the country with an SEC-best 18.8 assists per game and 10th in assist-to-turnover ratio at 1.4, also an SEC best. Five Gamecocks average at least two assists, including center Kamilla Cardoso's 2.1.

Raven Johnson leads the way at third in the SEC with 4.9 assists per game. Her 17 assists against Clemson (Nov. 16) were the second-most in program history, the most

by an SEC player since 2005 and the most by any NCAA Div. I player this season. She leads the SEC with a 2.9 assist-to-turnover ratio, which ranks eighth in the NCAA.

Behind Johnson, Te-Hina Paopao is ninth in the SEC with 3.7 assists per game.

Three For All

Long the Achilles heel for the Gamecocks, outside shooting has become a steady weapon for this season's team. The Gamecocks are third in the nation in accuracy, hitting 39.6 percent from 3-point range behind the efficiency of Te-Hina Paopao's 47.5 percent, which is second in the nation.

South Carolina's 3-point volume has gone up as well, hitting 6.5 per game, including four games of double-digit

made 3s. While the program record for made 3s per game is 9.2 set in 1993-94, the Staley era high is 5.8 in 2018-19.

Paopao's 2.4 made 3s per game are second in the SEC and include six games of at least four made 3s, including a season-high five in two games. Her 77 made 3s this season are eighth in program history.

Paint Production

South Carolina has long dominated the paint, and this season's numbers have upheld that tradition, despite all the attention to the Gamecocks' 3-point shooting. The season kicked off with 70 of the team's 100 points against #10/10 Notre Dame (Nov. 6) coming in the paint, and a total of 21 games have seen at least half the total points scored in the paint. In their game at Tennessee (Feb. 15), a

DOUBLE-DOUBLES (28)

Kamilla Cardoso (13)			
11/6	vs. #10/10 Notre Dame	20 pts/15 rebs	
11/16	Clemson	15 pts/13 rebs	
11/20	South Dakota State	23 pts/10 rebs	
11/24	Miss. Valley State	14 pts/10 rebs	
12/3	at Duke	15 pts/14 rebs	
12/30	at East Carolina	12 pts/10 rebs	
1/4	at Florida	10 pts/15 rebs	
1/7	Mississippi State	13 pts/14 rebs	
1/15	Kentucky	12 pts/11 rebs	
1/21	at Texas A&M	17 pts/13 rebs	
2/15	at Tennessee	18 pts/10 rebs	
2/18	Georgia	16 pts/16 rebs	
3/3	Tennessee	18 pts/14 rebs	

Sania Feagin (1)			
3/22	Presbyterian	12 pts/10 rebs	

Raven Johnson (1)			
2/11	#11/9 UConn	10 pts/12 rebs	

Chloe Kitts (5)			
11/12	#14/11 Maryland	13 pts/10 rebs	
12/16	Presbyterian	11 pts/10 rebs	
1/21	at Texas A&M	13 pts/10 rebs	
2/25	at Kentucky	10 pts/12 rebs	
3/22	Presbyterian	21 pts/13 rebs	

Ashlyn Watkins (8)			
11/12	#14/11 Maryland	13 pts/11 rebs	
11/16	Clemson	12 pts/10 rebs	
12/16	Presbyterian	10 pts/12 rebs	
2/1	at Auburn	14 pts/15 rebs	
2/5	Ole Miss	11 pts/10 rebs	
2/15	at Tennessee	14 pts/10 rebs	
2/22	Alabama	14 pts/10 rebs	
2/29	at Arkansas	21 pts/11 rebs	

GAMES LED TEAM IN...

Scoring	2023-24	Career	Record
Kamilla Cardoso	12	26*	22-4
MiLaysia Fulwiley	10	10	10-0
Te-Hina Paopao	4	25*	16-9
Bree Hall	4	7	7-0
Chloe Kitts	3	3	3-0
Ashlyn Watkins	2	4	4-0
Tessa Johnson	1	1	1-0
Sania Feagin	0	1	1-0
Sakima Walker	0	1*	1-0

Rebounding	2023-24	Career	Record
Kamilla Cardoso	16	43*	37-6
Ashlyn Watkins	9	10	10-0
Chloe Kitts	7	7	7-0
Raven Johnson	6	6	6-0
Te-Hina Paopao	0	7*	3-4
Sania Feagin	0	1	1-0
Bree Hall	0	1	1-0
Sakima Walker	0	1*	1-0

Assists	2023-24	Career	Record
Raven Johnson	21	39	39-0
Te-Hina Paopao	9	51*	38-13
Kamilla Cardoso	4	5	5-0
MiLaysia Fulwiley	3	3	3-0
Chloe Kitts	3	3	3-0
Sania Feagin	1	1	1-0
Tessa Johnson	1	1	1-0
Ashlyn Watkins	1	1	1-0

* indicates includes games at previous NCAA Div. I program

MISCELLANEOUS STATS

Double-Doubles	2023-24	Career	Record
Kamilla Cardoso	13	29*	26-3
Ashlyn Watkins	8	10	10-0
Chloe Kitts	5	5	5-0
Sania Feagin	1	1	1-0
Raven Johnson	1	1	1-0
Te-Hina Paopao	0	1*	1-0

10+ Points	2023-24	Career	Record
Kamilla Cardoso	25	69*	59-10
Te-Hina Paopao	22	73*	58-15
MiLaysia Fulwiley	22	22	22-0
Ashlyn Watkins	18	25	25-0
Chloe Kitts	17	18	18-0
Bree Hall	15	20	20-0
Raven Johnson	14	17	16-1
Sania Feagin	10	16	16-0
Tessa Johnson	7	7	7-0
Sakima Walker	2	7*	6-1

5+ Assists	2023-24	Career	Record
Raven Johnson	17	29	29-0
Te-Hina Paopao	11	36*	32-4
Kamilla Cardoso	4	5	5-0
MiLaysia Fulwiley	4	4	4-0
Tessa Johnson	1	1	1-0
Chloe Kitts	2	2	2-0

20+ Points	2023-24	Career	Record
Kamilla Cardoso	3	6*	6-0
MiLaysia Fulwiley	2	2	2-0
Chloe Kitts	2	2	2-0
Te-Hina Paopao	1	12*	10-2
Bree Hall	1	1	1-0
Ashlyn Watkins	1	1	1-0

10+ Rebounds	2023-24	Career	Record
Kamilla Cardoso	14	35*	31-4
Ashlyn Watkins	9	11	11-0
Chloe Kitts	7	7	7-0
Raven Johnson	2	2	2-0
Sania Feagin	1	1	1-0

5+ Blocks	2023-24	Career	Record
Ashlyn Watkins	5	5	5-0
Kamilla Cardoso	4	13*	12-1
Sania Feagin	1	1	1-0

5+ Steals	2022-23	Career	Record
Raven Johnson	3	3	3-0
MiLaysia Fulwiley	2	2	2-0

* indicates includes games at previous NCAA Div. I program

season-high 72.7 percent of points were in the paint.

With 53.3 percent of their points coming in the paint, the Gamecocks are out-scoring opponents in that space 45.9 to 23.5 (+22.5) for the season, including by +21.8 points per SEC game (46.5-24.8). They are shooting 57.3 percent in the paint compared to opponents' 38.8 percent.

Last season, South Carolina averaged 43.8 points in the paint to account for 54.6 percent of its offense.

Block Party

South Carolina annually ranks among the best shot blocking teams in the country and leads the way again this season at 8.0 blocks per game – the second-ranked team averages 6.2 (Boise St).

The Gamecocks have posted the top three shot-blocking games in the nation this season, led by their school record-tying 17 against Presbyterian (Dec. 16).

The SEC's top two shot blockers – Kamilla Cardoso (2.6) and Ashlyn Watkins (2.5) – are ranked 10th and 16th in the nation, respectively.

Glass Cleaners

The Gamecocks continue to dominate the glass, ranking fourth in the nation with 46.3 rebounds per game. According to Her Hoop Stats, South Carolina is fourth in the nation in rebounding percentage, securing 57.6 percent of the opportunities actually rebounded.

Their offensive glass work is strong, ranking sixth in the nation in offensive rebounding percentage at .403 (Her Hoop Stats). The Gamecocks' 14.3 offensive boards have yielded 15.4 second-chance points, turning each offensive board into an average of 1.08 points. Against ranked opponents, that efficiency improves to 1.29 points per offensive board.

Three Gamecocks are among the SEC's top-20 rebounders, led by Kamilla Cardoso's 9.5 average, which ranks sixth in the SEC. Ashlyn Watkins stands 11th in the league with 7.1 rebounds per game, and Chloe Kitts is 19th with a 6.3 average.

Cardoso's 3.5 offensive boards per game are third in the SEC, and she scores on 42.4 percent of those rebounds. Her 4.1 offensive boards per league game also ranked third. Watkins grabs 2.7 offensive boards per game (9th), including 2.6 per SEC outing (10th).

Quarter Breakdown

South Carolina's defense has held an opponent to single digits in a quarter 32 times this season. The Gamecocks have out-scored their opponent by 15 or more points in a quarter 27 times. The scoring differential is largest in the second quarter (+8.5).

Here's a more detailed look at the quarter-by-quarter production for the Gamecocks this season:

Qtr.	SC-Opp Avg. Pts	Avg. Pts. Margin	SC-Opp Avg. Reb	Avg. Reb. Margin
1	20.9-13.8	+7.2	11.7-8.7	+3.0
2	21.0-12.5	+8.5	11.6-8.6	+3.0
3	23.5-15.8	+7.8	11.6-8.4	+3.2
4	20.7-13.7	+7.0	11.4-8.4	+3.0

The Gamecocks tied the program record for most points in a quarter, posting 37 in the third quarter against #14/11 Maryland (Nov. 12). They have scored at least 30 points in seven other quarters this season.

Individually, seven Gamecocks have scored double digits in a single quarter – Milaysia Fulwiley (4), Te-Hina Paopao (4), Kamilla Cardoso (3), Sania Feagin (1), Bree Hall (1), Raven Johnson (1), Sakima Walker (1). The top single-quarter individual scoring this season is 13 points, which has happened three times – by Cardoso in the third vs. #10/10 Notre Dame (Nov. 6), by Fulwiley in the second at Texas A&M (Jan. 21) and by Cardoso in the third vs. Vanderbilt (Jan. 28).

Ain't Life Grand

South Carolina posted the program's 1,000th win in style with its 76-70 win over #9/9 LSU (Jan. 25) in front of a sold out crowd at the Tigers' Pete Maravich Center and an ESPN audience that reached 1.55 million to be the night's most watched sporting event on television, eclipsing that night's NBA game.

A pair of Gamecocks also hit the 1,000 career points mark this season in transfers Kamilla Cardoso (Dec. 29)

and Te-Hina Paopao (Nov. 16). South Carolina has had at least one 1,000-point scorer in their roster in nine of the last 10 seasons – just the 2020-21 roster lacked one. Of those nine rosters, six included multiple Gamecocks to have reached the mark. The 2016-17 National Championship team featured four Gamecocks who had achieved the milestone – Aja Wilson and Alaina Coates both hit the mark as Gamecocks while Kaela Davis and Allisha Gray had done so prior to joining South Carolina.

TEAM SPECIALTY STATS					
South Carolina-Opponent					
		Pts. in Paint	Pts. Off TOs	2nd Chance Pts	Fast Break Pts
11/6	vs. ND	70-22	26-15	15-11	30-10
11/2	MD	56-30	23-4	28-8	26-2
11/16	Clem.	64-20	28-6	20-4	29-3
11/20	SDSU	52-28	22-4	22-17	31-0
11/24	MVSU	72-8	20-5	26-4	45-2
11/30	at NC	20-24	7-7	12-6	6-5
12/3	at DU	32-22	19-15	17-7	12-18
12/6	Mor. St.	50-10	27-11	13-4	37-6
12/10	vs. Utah	44-46	18-11	17-6	9-5
12/16	Presby.	48-12	28-2	23-9	24-2
12/19	at BGSU	48-16	21-10	7-4	15-5
12/30	at ECU	36-14	15-5	18-4	26-11
1/4	at FL	56-26	12-13	6-15	19-6
1/7	Miss St	40-40	11-11	15-16	17-13
1/11	at MO	44-18	24-10	15-2	11-2
1/15	KY	54-14	34-0	17-5	28-6
1/21	at TAM	56-20	18-17	9-6	8-4
1/25	at LSU	46-40	14-15	14-13	13-4
1/28	Vandy	48-28	14-2	19-12	12-12
2/1	at AU	46-22	28-12	12-8	17-8
2/4	OM	50-26	17-2	19-6	18-9
2/8	MO	44-8	28-0	11-8	26-3
2/11	CT	34-22	17-10	15-14	19-9
2/15	at TN	48-30	13-8	17-6	16-8
2/18	GA	32-28	23-19	12-9	15-7
2/22	Ala.	34-22	12-9	12-10	10-19
2/25	at KY	52-24	32-10	6-7	17-4
2/29	at Ark.	56-22	15-8	17-2	14-7
3/3	TN	38-28	13-7	14-15	19-13
3/8	vs. TAM	44-28	15-16	14-11	8-4
3/9	vs. TN	42-24	14-18	18-8	10-3
3/10	vs. LSU	28-30	22-9	11-12	17-9
3/22	Presby.	32-22	18-4	18-3	43-8
Season Avg.		45.9-23.5	19.6-8.9	15.4-8.2	18.6-6.6
SEC Avg.		46.5-24.8	19.3-8.9	13.4-8.8	16.3-7.8
Postseason Avg.		36.5-26.0	17.3-11.8	15.3-8.5	11.3-4.0

STARTERS VS. BENCH					
		SC Starters	Opp. Starters	SC Bench	Opp. Bench
11/6	vs. ND	59	59	41	12
11/2	MD	59	56	55	20
11/16	Clem.	55	27	54	13
11/20	SDSU	62	36	16	2
11/24	MVSU	52	13	49	6
11/30	at NC	55	58	10	0
12/3	at DU	65	39	12	22
12/6	Mor. St.	44	27	60	11
12/10	vs. Utah	52	67	26	2
12/16	Presby.	57	17	42	12
12/19	at BGSU	67	29	26	33
12/30	at ECU	37	21	36	15
1/4	at FL	63	33	26	33
1/7	Miss St	59	53	26	13
1/11	at MO	55	47	26	10
1/15	KY	53	17	45	19
1/21	at TAM	54	54	45	10
1/25	at LSU	60	66	16	4
1/28	Vandy	55	48	36	26
2/1	at AU	42	41	34	13
2/4	OM	54	40	31	14
2/8	MO	43	31	40	14
2/11	CT	64	62	19	2
2/15	at TN	37	48	29	7
2/18	GA	61	42	9	14
2/22	Ala.	41	44	31	0
2/25	at KY	61	30	42	25
2/29	at Ark.	34	55	64	6
3/3	TN	59	57	17	11
3/8	vs. TAM	44	56	35	12
3/9	vs. TN	41	62	33	11
3/10	vs. LSU	44	64	35	8
3/22	Presby.	48	31	43	8
Season Avg.		52.6	43.3	33.6	12.5
SEC Avg.		51.9	44.1	32.3	13.8
Postseason Avg.		44.3	53.3	36.5	9.8

2023-24 SCORING DIFFERENTIALS	
All Games	
Largest lead in a win	by 82 (101-19), 4th-0:49, vs. MVSU, 11/24
Largest deficit overcome to win	by 11 (30-41), 2nd-1:22, at #9/9 LSU, 1/25
	by 11 (23-12), 2nd-8:27, at #24/24 North Carolina, 11/30
Best Scoring Run	28 points, 2nd-5:19 vs. Clemson, 11/16
Best Scoring Run Against	11 points, 3rd-9:23, Georgia, 2/18
Most Lead Changes	14 at Tennessee, 2/15
Most Times Tied	11 at Tennessee, 2/15
vs. Ranked Opponent	
Largest lead in a win	by 39 (114-75), 4th-0:34 vs. @14/11 Maryland, 11/12
Largest deficit overcome to win	by 11 (30-41), 2nd-1:22, at #9/9 LSU, 1/25
	by 11 (21-10), 2nd-9:35, at #24/24 North Carolina, 11/30
Best Scoring Run	12 points, 4th-6:36, vs. #14/11 Maryland, 11/12
Best Scoring Run Against	9 points, 2x, 3rd-1:13 vs. #8/5 LSU, 3/10; 1st-2:06, at #9/9 LSU, 1/25
Most Lead Changes	12 vs. #14/11 Maryland, 11/12
Most Times Tied	7 vs. #14/11 Maryland, 11/12

Vamos Kamilla!

From ACC Freshman of the Year in 2021 to SEC Sixth Woman of the Year in 2023 to 2024 SEC Defensive Player of the Year, All-American and First-Team All-SEC selection, South Carolina senior Kamilla Cardoso is a dominant player on both ends of the court.

Among players averaging 15.0 minutes on the season, Cardoso is seventh in the nation and second in the SEC with a 71.8 player defensive rating, and leads the SEC (24th in nation) in offensive rating (126.3) per Her Hoop Stats.

On the current watch lists for every national player of the year award, the Lisa Leslie Award and Naismith Defensive Player of the Year, Cardoso was the SEC and USBWA National Player of the Week in the opening week of the season after leading South Carolina to a pair of top-15 victories that propelled the Gamecocks back to the No. 1 ranking they possessed every week of the previous two seasons. She picked up a second USBWA National Player of the Week award on Dec. 5 after the Gamecocks' Tobacco Road sweep at #24/24 North Carolina and at Duke, a third following the win at #9/9 LSU and a fourth after leading a pair of comebacks at Tennessee and against Georgia.

Cardoso ranks 10th in the nation in blocks (2.6) and 20th in field goal percentage (.584). She has 13 games of at least three blocks and has shot at least 50.0 percent from the field 21 times, including five games over 70.0 percent.

On the season, Cardoso's 14.0 points per game are 16th in the SEC with her 9.5 rebounding average coming in sixth. Her field goal percentage and blocks lead the league.

Additionally, Cardoso's vision out of the post has her handing out 2.1 assists per game this season, which ranks fourth on the team.

Cardoso missed two games to play with her national team in FIBA Olympic Qualifying, where she earned a spot on the tournament's All-Star 5 behind 15.3 points and a tournament-best 11.0 rebounds per game. Over the summer, she was MVP of the 2023 FIBA AmeriCup after helping Brazil to a gold medal.

Pao-erful Impact

Senior transfer Te-Hina Paopao, who earned All-America status and a spot on the All-SEC Second Team this season, is often mentioned by her teammates as a leader, despite her summer arrival to the program. The three-time All-Pac-12 selection illustrated that leadership beautifully in the season opener against #10/10 Notre Dame (Nov. 6). As the starter with the most experience at the position, the steady guard led the way in the opening 10 minutes with seven points on 3-of-4 shooting, two assists and two steals to keep the Gamecocks within a point at the end of the period.

That steady hand has not wavered since, and Paopao is third on the team in scoring (11.3 ppg) and second in assists at 3.7 per game, which ranks ninth in the SEC. Among players averaging at least 15 minutes played, she is second in the SEC and 25th in the nation with a 125.9 player offensive rating (Her Hoop Stats).

Paopao also continues to burnish her reputation as a 3-point shooter, ranking second in the nation at 47.5 percent accuracy and is second in the SEC with 2.4 made per game.

She has shot at least 50.0 from 3-point range in 19 games this season, including a pair of 4-of-5 (800) outings – against Clemson (Nov. 16), at Florida (Jan. 4). She has made at least three 3s 12 times, including a Gamecock season-high five twice – UConn (Feb. 11), Georgia (Feb. 18).

Paopao was named MVP of the Gamecocks' win over #11/7 Utah (Dec. 10) after her third 3-pointer of the game turned back a Utah rally midway through the fourth quarter.

In all, Paopao's fingerprints are on 20.0 points per game (23.1 percent of team's offense) with teammates scoring 8.7 points per game off her assists in addition to her 11.3 points per game. That total impact number rises to 25.7 ppg against ranked teams (29.9 percent).

That's So Raven

Sophomore Raven Johnson's self-proclaimed "revenge tour" is leaving little doubt that she should be part of any conversation about the best point guards in the country and earned her a spot on the All-SEC Second Team. Without losing the instincts and court vision Staley has always loved, Johnson has added her own offensive efficiency to the Gamecocks' high-octane offense.

Johnson is third in the SEC with 4.9 assists per game and leads the league with a 2.9 assist-to-turnover ratio, which is eighth in the country. In SEC action, she handed out 4.3 assists per game with a 2.7 assist-to-turnover ratio that ranked second. She has handed out five or more assists 17 times this season and had more than two turnovers just 10 times, including eight turnover-free games.

Johnson's 17 assists against Clemson (Nov. 16) were the most by an SEC player since 2005, the second-most in program history – missing the record by one – and the most in the NCAA this season.

Beyond her assists, Johnson has nearly doubled her scoring from last season with 8.2 points per game this season on a career-best 45.5 percent shooting, which includes 32.3 percent from 3-point range.

With her points and teammates scoring 11.0 points per game off her assists, Johnson has her hands on 22.4 percent of the Gamecocks' offense (19.2 ppg).

Johnson has put her mark on the Gamecock defense as well, ranking ninth in the SEC with 2.0 steals per game, which includes nine games of at least three steals. She is also a strong rebounding guard, leading the backcourt with 5.3 boards per game, including a pair of double-digit rebound games (12 vs. #11/9 UConn, 15 at Tennessee). She has been the Gamecocks' top rebounder in six games, trailing just Cardoso (15) and Watkins (8). Johnson was the Gamecocks' top rebounder at the SEC Tournament, pulling down 6.0 per game en route to the title.

Easy, Breezy, Beautiful

Junior Bree Hall has been lauded by former teammates and some of the best to play at South Carolina in the Staley era for the way she trusted the process for two seasons and stepped into the waiting spotlight this season to reap the rewards of her behind-the-scenes work.

Hall started the season with her usual solid defense, but the emergence of her fully developed offensive game during the Gamecocks' Tobacco Road sweep at #24/24 North Carolina (Nov. 30) and at Duke (Dec. 3) illustrated the complete, confident player she has become, including hitting shots in the biggest moments of the tightest games.

On Tobacco Road, it wasn't just Hall's team-best 14.0 points per game on 69.2 percent shooting in hostile environs. It was her 6-of-8 3-point shooting that included a win-sealing three in the fourth quarter of each game. It

was also her defense in the final period that held UNC's top scorer Deja Kelly without a field goal and helped limit Duke's hot-shooting Reigan Richardson to just 1-of-5 shooting in the game-deciding fourth quarter.

Hall also delivered big in the fourth-quarter comeback at #9/9 LSU (Jan. 25), posting eight points, three rebounds and a timely block in the final 10 minutes. Her back-to-back threes twice broke the tie in the final three minutes as she delivered six of the team's final nine points.

In the SEC Tournament title game, #8/5 LSU (Mar. 10) pulled within a point with 4:36 to play. Hall, who had just checked back in, scored four of the next six points in the Gamecocks' 8-0 run over the next two minutes.

On the season, Hall averages 9.7 points on a career-best 45.3 percent shooting. In SEC games, her scoring rose to 10.7 points per game on 47.9 percent shooting, including 43.4 percent accuracy from 3-point range.

CK Obsession

Sophomore Chloe Kitts has capitalized on her early enrollment (Jan. 2023) and individual training as she prepared for the 2023 FIBA U19 World Cup, at which she helped the U.S. to gold. All of which made her physically stronger and honed her skills.

The combination helped Kitts earn a starting spot on opening day this season, and she has proven what Staley always saw in the young 6-foot-2 forward – physicality, basketball IQ and tenacity.

Kitts has scored in double figures 17 times, led by a pair of 20-point games (21 at Bowling Green, Dec. 19; 21 vs. Presbyterian, Mar. 22), and has five double-doubles, including two in SEC play.

She earned her first career double-double against #14/11 Maryland (Nov. 12). Those 13 points and 10 rebounds came in just 21 minutes on the court, and she powered home eight of her 13 points in just six minutes of the second quarter to guide the Gamecocks to a 12-point halftime lead.

The talented forward came up big at #24/24 North Carolina (Nov. 30) with 11 second-half points, highlighted by clutch mid-range jumpers and 3-of-4 free throw shooting that included a pair of makes that made it a two-possession game with 24 seconds left. Her nine first-quarter points at #9/9 LSU (Jan. 25) were half the Gamecocks' total in the period and came on 4-of-4 shooting.

On the season, Kitts averages 9.5 points and 6.3 rebounds, which rank 19th in the SEC.

Ashlyn SWatkins

While Ashlyn Watkins' athleticism has never been in question – she became the first Gamecock to dunk in a game last season at Clemson and the first to do it at Colonial Life Arena this season against Kentucky – the sophomore has brought all sides of her game together

2023-24 ROSTER

No.	Name	Pos.	Ht.	Yr.	Hometown/Last School
0	Te-Hina Paopao	G	5-9	Sr.	Oceanside, Calif./Oregon
2	Ashlyn Watkins	F	6-3	So.	Columbia, S.C./Cardinal Newman
5	Tessa Johnson	G	6-0	Fr.	Albertville, Minn./Saint Michael Albertville
10	Kamilla Cardoso	C	6-7	Sr.	Montes Claros, Brazil/Syracuse
12	MiLaysia Fulwiley	G	5-10	Fr.	Columbia, S.C./W.J. Keenan
15	Adhel Tac	F	6-5	Fr.	Grand Prairie, Texas/South Grand Prairie
20	Sania Feagin	F	6-3	Jr.	Ellenwood, Ga./Forest Park
21	Chloe Kitts	F	6-2	So.	Oviedo, Fla./DME Academy
23	Bree Hall	G	6-0	Jr.	Dayton, Ohio/Wayne
24	Sahnnya Jah	F	6-0	Fr.	Montverde, Fla./Montverde Academy
25	Raven Johnson	G	5-9	So.	Atlanta, Ga./Westlake
35	Sakima Walker	C	6-5	Sr.	Columbus, Ohio / Northwest Florida State

Head Coach: Dawn Staley

Assoc. Head Coach: Lisa Boyer; **Assistant Coaches:** Jollette Law, Winston Gandy, Mary Wooley, Khadijah Sessions

in her second season and earned a spot on the All-SEC Second Team.

Watkins' season averages include 9.6 points and 7.1 rebounds, which rank 11th in the SEC. Defensively, the sophomore forward is 16th in the nation with 2.5 blocks per game. According to Her Hoop Stats, she is second in the nation (among players averaging at least 15 minutes played) in player defensive rating (66.9).

In SEC action, Watkins was ninth in rebounding at 7.5 per game and third in blocks per league game at 2.1.

Watkins has eight double-doubles and at least three blocks in 16 games, including a career-high six blocks against Presbyterian (Dec. 16) and at Florida (Jan. 4).

Her poise late at #24/24 North Carolina (Nov. 30) helped deliver the win with her six fourth-quarter points capped by a pair of free throws with 14 seconds left.

Watkins made her first career start at Auburn (Feb. 1) and truly illustrated how far she has come, turning in 14 points, 15 rebounds, five blocks and three steals in 31 minutes of action, including six rebounds and two steals in the first quarter as the Gamecock offense struggled.

Against #11/9 UConn (Feb. 11), Watkins stuffed the stat sheet with 15 points, nine rebounds, three blocks, three assists and two steals.

The Full-wiley

SEC All-Freshman Team guard MiLaysia Fulwiley arrived on her hometown campus with fanfare befitting her high school highlight reel and her No. 13 ranking in the recruiting class. Often soft-spoken off the court, her game shouts from the rooftops in support of Staley calling her a "generational player" who can do things with a basketball no one else can do. Her creativity on the court keeps fans glued to their seats regardless of the score.

On the biggest stage for her college debut in Paris, Fulwiley dazzled international fans and NBA legends alike with the style in her 17 points, six assists and six steals against #10/10 Notre Dame (Nov. 6). Columbia anxiously awaited her home debut, which was a 12-point, 2-assist, 2-block, 2-steal effort in just 15 minutes against #14/11 Maryland (Nov. 12). Four days later, she needed just 16 minutes to put on a highlight-reel near double-double, torching rival Clemson for 18 points, nine rebounds and three assists.

Fulwiley became the first freshman to earn SEC Tournament MVP honors since 2006 (Candace Parker) when her 24-point championship game performance against #8/5 LSU helped lead the Gamecocks to their eighth title.

On the season, Fulwiley is second on the team in scoring at 12.0 points per game on 44.8 percent shooting and averages 2.3 assists. She has led the team or tied for the team lead in scoring 10 times.

In SEC action, Fulwiley built game by game, peaking at a season-best 21 points at Texas A&M on 8-of-12 shooting (.667), including three 3-pointers, in just shy of 20 minutes on the court. She averaged 11.6 points in league play on 43.0 percent shooting.

Already Adhel

For the second time in as many seasons, one of the Gamecocks' top signees chose to enroll early with the January arrival of Adhel Tac (Grand Prairie, Texas/South Grand Prairie). The No. 26 player in the Class of 2024, Tac suffered a left knee injury in early her senior season, leading to her decision to join the Gamecocks ahead of schedule. She had a procedure to repair that injury on Feb. 2. At this time, there is not an estimated date for her return to the court.

Ranked as high as No. 12 in the country before sitting out the 2022-23 season with an injury, Tac had returned to the court over the summer before the second injury derailed her final high school campaign. As a sophomore in 2021-22, she poured in 14.1 points and 8.8 rebounds

per game to help lead South Grand Prairie to a Class 6A state runner-up finish.

Great Gamecock Fans

South Carolina has led the nation in average attendance in each of the last nine seasons and continues to hold that title this season by more than 1,000 fans per game.

The Gamecocks have hosted five of the top six and seven of the 10 highest-attended games in the nation this season, including five sellouts – against Vanderbilt (Jan. 28), Ole Miss (Feb. 4) UConn (Feb. 11), Georgia (Feb. 18) and Tennessee (Mar. 3). All of which has South Carolina atop the average attendance rankings at 16,179 fans per game.

The Gamecocks have had at least one sellout of their 18,000-seat Colonial Life Arena for eight straight seasons (excluding COVID-limited 2020-21 season) dating back to the first ever sellout of 18,000 on Feb. 8, 2016. This season's five sellouts are the most in a single season in program history.

Excluding the COVID limited-attendance season of 2020-21, South Carolina has drawn at least 10,000 fans 126 consecutive regular-season games beginning on Jan. 2, 2015.

Everybody's All-American

The Gamecocks' 11-woman roster includes eight McDonald's All-Americans – Kamilla Cardoso, Sania Feagin, MiLaysia Fulwiley, Bree Hall, Raven Johnson, Tessa Johnson, Te-Hina Paopao and Ashlyn Watkins.

At South Carolina, Staley has coached 23 McDonald's All-Americans, including 18 who joined the Gamecocks as freshmen. Two more will soon join the list as both 2024 signees earned the honor this season – Joyce Edwards, Madisen McDaniel.

Staffing Boost

For the first time since 2018, head coach Dawn Staley had changes to her staff this offseason, including a boost in numbers thanks to a change in the NCAA rules governing the number of assistant coaches.

Associate head coach Lisa Boyer and assistant coach Jollette Law remain the heart of the staff. Long-time assistant Fred Chmiel left the Gamecocks for his first NCAA Div. I head coaching position, making room for Winston Gandy who brought six years of NCAA coaching experience and three seasons of NBA player development to Columbia.

The new NCAA legislation allowed Staley to elevate Mary Wooley into an assistant coach role. Wooley was previously the recruiting coordinator on Staley's staff for several seasons but also had 10 seasons of experience as an assistant coach with four different teams. Staley also brought former Gamecock Khadijah Sessions to her staff this summer after the 2016 grad spent the last few seasons coaching at the high school level.

Signing Class

South Carolina continues to shine on the recruiting trail, landing a trio of five-star prospects (including Tac) that had ESPN ranking it the No. 2 class in the nation after the early signing period. Dawn Staley's staff has proven it can both keep top players at home and draw from the best players across the nation.

Joyce Edwards

(6-2 - F - Camden, S.C./Camden)

- #2 overall
- 2024 McDonald's All-American
- 2024 Naismith 1st-team All-America
- 2023 USA Today HS Sports National Athlete of the Year
- 3x SCBCA 3A Player of the Year
- 2x South Carolina Gatorade Player of the Year
- 2x 3A State Championship (2023, 2024)

Madison McDaniel

(5-9 - G - Upper Marlboro, Md./Bishop McNamara)

- #12 overall
- 2024 McDonald's All-American
- 2024 Naismith Honorable Mention All-America
- 2023 Washington Catholic Athletic Conference Player of the Year
- 2023 MaxPreps Maryland Player of the Year

WNBA Pipeline

With 10 alumnae playing in the WNBA in 2023, South Carolina had the third-most players in the league of any college program.

Since the first Staley-trained Gamecock was drafted in 2015 (Aleighsa Welch), a total of 14 South Carolina players have been taken in the WNBA Draft. Ten of those went in the first round, including two No. 1 overall picks.

With five players taken in the 2023 WNBA Draft, South Carolina joined Notre Dame (2019) and Tennessee (2008, 1999) as the only programs to have at least that many players taken in a single draft. Three of those five picks were in the first round, making South Carolina one of just seven programs to hit that benchmark.

In proof Staley sends players to the league ready, five Gamecocks have earned All-Rookie Team honors, including three WNBA Rookies of the Year – Allisha Gray (2017), Aja Wilson (2018), Aliyah Boston (2023).

Gamecock alum Aja Wilson has risen to become the face of the WNBA. The two-time league MVP (2020, 2022), two-time Defensive Player of the Year (2022, 2023) and five-time All-Star led her Las Vegas Aces to back-to-back WNBA Championships (2022, 2023). Wilson's former AAU and South Carolina teammate Alaina Coates joined her on the 2023 title team.

TEAM THEME: LOVE

As with most seasons, the LOVE theme has many meanings, all of which are rooted in loving the game of women's basketball. Staley often notes that "if you love the game, it will love you back" – and her career as a player and now a coach is evidence of that.

For her team, loving basketball is more than loving the wins and the trophies and the cheers from fans. That's just one side of the relationship. The pursuit of those means also loving the commitment and the sacrifice and the discipline required to get better every day, and it even means loving the doubt and criticism of others.

For the FAMS – the program's loyal fanbase – loving basketball means investing their time and money, it means saving their vacation days to come to games, and it means pouring their energy into the program's success. In return, Gamecock FAMS are part of a community that puts aside all other differences to share their love of the game and of being such an integral part of Staley's program.

SOUTH CAROLINA'S RECORD WHEN ...

	vs. Ranked	SEC	Post Season	All
Record	7-0	16-0	4-0	33-0
Playing a ranked opponent	7-0	1-0	1-0	7-0
Playing at home	1-0	8-0	1-0	16-0
Playing on the road	2-0	8-0		12-0
Playing at neutral site	3-0		3-0	5-0
Leading at half	5-0	13-0	4-0	29-0
Trailing at half	2-0	3-0		4-0
Tied at half				0-0
Playing an overtime game				0-0
0 players score in double figures				0-0
1 player scores in double figures				0-0
2 players score in double figures	1-0	1-0	1-0	2-0
3 players score in double figures		1-0	2-0	5-0
4 players score in double figures	3-0	4-0		9-0
5 players score in double figures	2-0	7-0	1-0	10-0
More than 5 players in double figures	1-0	3-0		9-0
Starters out-score opponent's starters	1-0	12-0	1-0	23-0
Opponent's starters score equal/more	5-0	4-0	3-0	10-0
Bench out-scores opponent's bench	7-0	14-0	4-0	29-0
Opponent's bench scores equal/more		2-0		4-0
Shooting 60% or better		3-0		4-0
Shooting between 50-59%	3-0	4-0	2-0	14-0
Shooting between 40-49%	3-0	7-0	2-0	12-0
Shooting between 30-39%	1-0	2-0		3-0
Shooting less than 30%				0-0
Opponent shoots 50% or better				0-0
Opponent shoots between 40-49%	3-0	2-0	1-0	5-0
Opponent shoots between 30-39%	4-0	11-0	2-0	18-0
Opponent shoots between 20-29%		3-0	1-0	7-0
Opponent shoots less than 20%				3-0
Shooting better than opponent	7-0	15-0	4-0	32-0
Shooting worse than/equal to opponent		1-0		1-0
Having more FTs made than opponent	3-0	12-0	2-0	25-0
Having equal/fewer FTs made than opponent	2-0	4-0	2-0	8-0
Out-rebounding opponent	4-0	16-0	3-0	31-0
Having equal/fewer rebounds than opponent	2-0		1-0	2-0
Having fewer TOs than opponent	4-0	11-0	3-0	24-0
Having equal or more TOs than opponent	3-0	5-0	1-0	9-0
Attempting more FT than 3FG	3-0	8-0	1-0	17-0
Attempting equal/fewer FT than 3FG	4-0	8-0	3-0	16-0
Making 5 or more 3FGs	7-0	12-0	2-0	26-0
Making fewer than 5 3FGs		4-0	2-0	7-0
Making no 3 FGs				1-0
Attempting 15 or more 3FGs	6-0	10-0	3-0	23-0
Attempting fewer than 15 3FGs	1-0	6-0	1-0	10-0
No South Carolina players foul out	5-0	13-0	4-0	27-0
One or more SC players foul out	2-0	3-0		6-0
No opposing players foul out	4-0	12-0	3-0	23-0
One or more opposing players foul out	3-0	4-0	1-0	10-0

	vs. Ranked	SEC	Post Season	All
Assist at least half of field goals made	3-0	11-0	3-0	22-0
Assist on at least 2/3 of field goals made	2-0	2-0	1-0	7-0
Assist on less than half of field goals made	4-0	5-0	1-0	11-0
Scoring more pts. in paint than opponent	4-0	15-0	3-0	29-0
Scoring equal/fewer pts. in paint than opp.	3-0	1-0	1-0	4-0
Scoring more pts. off TOs than opponent	4-0	13-0	2-0	27-0
Scoring equal/fewer pts. off TOs than opp.	2-0	3-0	2-0	6-0
Scoring more 2nd-chance pts.	6-0	12-0	3-0	28-0
Scoring equal/fewer 2nd-chance pts.	1-0	4-0	1-0	5-0
Scoring more fast break pts.	7-0	14-0	4-0	30-0
Scoring equal/fewer fast break pts.		2-0		3-0
Wearing primary white uniforms	3-0	8-0	3-0	17-0
Wearing secondary (Cocky) white uniforms	2-0		1-0	4-0
Wearing black uniforms	2-0	7-0		10-0
Wearing garnet uniforms		1-0		2-0
Playing in November	3-0			6-0
Playing in December	1-0			6-0
Playing in January	1-0	7-0		7-0
Playing in February	1-0	8-0		9-0
Playing in March	1-0	1-0	4-0	5-0
Playing in April				0-0
Playing during the day	4-0	6-0	4-0	18-0
Playing at night	3-0	10-0		15-0
Playing on Sunday	3-0	7-0	1-0	12-0
Playing on Monday	1-0	1-0		3-0
Playing on Tuesday				1-0
Playing on Wednesday				1-0
Playing on Thursday	2-0	8-0		10-0
Playing on Friday			2-0	3-0
Playing on Saturday			1-0	3-0
Margin is less than 5 pts.			1-0	1-0
Margin is between 5-9 pts.	4-0	2-0	1-0	5-0
Margin is between 10-19 pts.	1-0	4-0	1-0	7-0
Margin is between 20-29 pts.	1-0	5-0		6-0
Margin is between 30-39 pts.	1-0	3-0		6-0
Margin is between 40-49 pts.		1-0		2-0
Margin is 50 pts. or more		1-0	1-0	6-0
Having a 20-pt. scorer	2-0	4-0	2-0	10-0
Having a 30-pt. scorer				0-0
Scoring 49 points or less				0-0
Scoring 50-59 points				0-0
Scoring 60-69 points	1-0	1-0		2-0
Scoring 70-79 points	3-0	5-0	3-0	12-0
Scoring 80-89 points	1-0	5-0		6-0
Scoring 90-99 points		4-0	1-0	7-0
Scoring 100 points or more	2-0	1-0		6-0
Opponent scores 39 points or less		1-0	1-0	7-0
Opponent scores 40-49 points		2-0		3-0
Opponent scores 50-59 points	1-0	6-0		7-0
Opponent scores 60-69 points	2-0	5-0	1-0	10-0
Opponent scores 70-79 points	4-0	2-0	2-0	6-0
Opponent scores 80-89 points				0-0
Opponent scores 90-99 points				0-0
Opponent scores 100 points or more				0-0

2023-24 TEAM HIGH/LOW — ALL GAMES

South Carolina Highs	South Carolina Lows	Category	Opponent Lows	Opponent Highs
114 vs. Maryland, 11/12	65 at North Carolina, 11/30	Points in Game	19, MVSU, 11/24	76, Maryland, 11/12
66 vs. Maryland, 11/12*	25 at Tennessee, 2/15 (1st)	Points in a Half	7, MVSU (2nd), 11/24	50, vs. Tennessee, 3/9 (2nd)
37 vs. Maryland (4th), 11/12*	10 at Tennessee, 2/15 (2nd)	Points in a Quarter	2, Presbyterian (4th), 3/22	26, vs. Texas A&M, 3/8 (3rd)
	10 at North Carolina, 11/30 (1st)			
44 vs. Clemson, 11/16*	22 at North Carolina, 11/30	Field Goals Made	8, MVSU, 11/24	30, at LSU, 1/25
83 vs. Clemson, 11/16*	52 at Duke, 12/3	Field Goal Attempts	55, at Bowling Green, 12/19	79, at Florida, 1/4
83 vs. Notre Dame 11/6*				
.683 (41-630) vs. Morgan St., 12/6	.333 (27-81) vs. Tennessee, 3/3	FG Percentage	.119 (8-67), MVSU, 11/24	.452 (28-62) vs. Utah, 12/10
12 vs. Maryland, 11/12	0 vs. South Dakota St., 11/20	3-Point FG Made	1, MVSU, 11/24	11, at Bowling Green, 12/19
				11, at Duke, 12/3
27 vs. Georgia, 2/18	8 vs. Texas A&M, 3/8	3-Point FG Attempts	7, Ole Miss, 2/4	41, at Arkansas, 2/29
.667 (8-12) at Kentucky, 2/25	.000 (0-12) vs. SDSU, 11/20	3-Point FG Percentage	.053 (1-19), MVSU, 11/24	.455 (10-22), Maryland, 11/12
27 vs. Ole Miss, 2/4	7 vs. Missouri, 2/8	Free Throws Made	2, Presbyterian, 3/22	19, vs. Tennessee, 3/9
	7 at LSU, 1/25		2, Kentucky, 1/15	
	7 at Missouri, 1/11		2, at Duke, 12/3	
			2, MVSU, 11/24	
			2, South Dakota St., 11/20	
42 vs. Ole Miss, 2/4	8 at Missouri, 1/11	Free Throw Attempts	2, at Duke, 12/3	24, vs. Tennessee, 3/9
.906 (19-21) at Kentucky, 2/25	.500 (8-16) at Tennessee, 2/15	FT Percentage	.250 (2-8), MVSU, 11/24	.923 (12-13), Vanderbilt, 1/28
73 vs. Clemson, 11/16	36 at Bowling Green, 12/19	Rebounds	21, at Arkansas, 2/29	45, Alabama, 2/22
			21, Morgan St., 12/6	45, at North Carolina, 11/30
30 at Kentucky, 2/25*	8 at North Carolina, 11/30	Assists	3, at ECU, 12/30	17, at LSU, 1/25
30 vs. Clemson, 11/16*				
30 vs. Maryland, 11/12*				
15 vs. South Dakota St., 11/20	1 vs. Texas A&M, 3/8	Steals	2, Tennessee, 3/3	14, Georgia, 2/18
			2, at Missouri, 1/11	
17 vs. Presbyterian, 12/16*	1 at Arkansas, 2/29	Blocked Shots	0, Presbyterian, 3/22	9, at Auburn, 2/1
			0, at Kentucky, 2/25	
			0, Presbyterian, 12/16	
			0, Morgan St., 12/6	
24 vs. Texas A&M, 3/8	6 vs. Vanderbilt, 1/28	Turnovers	9, Vanderbilt, 1/28	24, Kentucky, 1/15
			9, at Texas A&M, 1/21	
21 at Texas A&M, 1/21	6 vs. Presbyterian, 12/16	Fouls	11, Presbyterian, 3/22	31, Ole Miss, 2/4
	6 at Duke, 12/3		11, UConn, 2/11	

* indicates program record; ^ indicates Staley-era program record

2023-24 TEAM HIGH/LOW — SEC GAMES

South Carolina Highs	South Carolina Lows	Category	Opponent Lows	Opponent Highs
103 at Kentucky, 2/25	66 at Tennessee, 2/15	Points in Game	36, Kentucky, 1/15	74, Vanderbilt, 1/28
61 at Kentucky, 2/25(2nd)	25 at Tennessee, 2/15 (1st)	Points in a Half	11, Alabama, 2/22 (1st)	44, Vanderbilt, 1/28 (2nd)
33 vs. Kentucky, 1/15 (3rd)	10 at Tennessee, 2/15 (2nd)	Points in a Quarter	4, Kentucky, 1/15 (4th)	25, Vanderbilt, 1/28 (4th)
40 at Arkansas, 2/29	25 vs. Alabama, 2/22	Field Goals Made	15, Alabama, 2/22	30, at LSU, 1/25
40 vs. Kentucky, 1/15	25 vs. Georgia, 2/18	Field Goal Attempts	15, Kentucky, 1/15	
81 vs. Tennessee, 3/3	58 vs. Ole Miss, 2/4	Field Goal Attempts	53, Missouri, 2/8	79, at Florida, 1/4
.672 (39-58) at Texas A&M, 1/21	.333 (27-81) vs. Tennessee, 3/3	FG Percentage	.221 (15-68), Alabama, 2/22	.448 (30-67), at LSU, 1/25
10 vs. Kentucky, 1/15	2 at Tennessee, 2/15	3-Point FG Made	2, at Tennessee, 2/15	10, at Missouri, 1/11
	2 vs. Ole Miss, 2/4		2, Ole Miss, 2/4	
27 vs. Georgia, 2/18	9 at Tennessee, 2/15	3-Point FG Attempts	7, Ole Miss, 2/4	41, at Arkansas, 2/29
.667 (8-12) at Kentucky, 2/25	.200 (2-10) vs. Ole Miss, 2/4	3-Point FG Percentage	.118 (2-17) at Tennessee, 2/15	.400 (10-25), at Missouri, 1/11
27 vs. Ole Miss, 2/4	7 vs. Missouri, 2/8	Free Throws Made	2, Kentucky, 1/15	17, at Texas A&M, 1/21
	7 at LSU, 1/25			
	7 at Missouri, 1/11			
42 vs. Ole Miss, 2/4	8 at Missouri, 1/11	Free Throw Attempts	6, Kentucky, 1/15	22, Tennessee, 3/3
.906 (19-21) at Kentucky, 2/25	.500 (8-16) at Tennessee, 2/15	FT Percentage	.333 (2-6), Kentucky, 1/15	.923 (12-13), Vanderbilt, 1/28
57 vs. Tennessee, 3/3	37 at Kentucky, 2/25	Rebounds	21, at Arkansas, 2/29	45, Alabama, 2/22
	37 vs. Vanderbilt, 1/28			
	37 at Missouri, 1/11			
30 at Kentucky, 2/25*	11 at Auburn, 2/1	Assists	7, Alabama, 2/22	17, at LSU, 1/25
			7, at Tennessee, 2/15	
			7, Kentucky, 1/15	
15 vs. Missouri, 2/8	3 vs. Vanderbilt, 1/28	Steals	2, Tennessee, 3/3	14, Georgia, 2/18
			2, at Missouri, 1/11	
12 vs. Alabama, 2/22	1 at Arkansas, 2/29	Blocked Shots	0, at Kentucky, 2/25	9, at Auburn, 2/1
18 vs. Georgia, 2/18	6 vs. Vanderbilt, 1/28	Turnovers	9, Vanderbilt, 1/28	24, Kentucky, 1/15
18 at Florida, 1/4			9, at Texas A&M, 1/21	
21 at Texas A&M, 1/21	9 vs. Kentucky, 1/15	Fouls	13, Missouri, 2/8	31, Ole Miss, 2/4

* indicates program record; ^ indicates Staley-era program record

2023-24 INDIVIDUAL SUPERLATIVES — ALL GAMES

Category	South Carolina	Opponent
Points in Game	24 by MiLaysia Fulwiley vs. LSU, 3/10	37 by Alissa Pili, vs. Utah, 12/10
Points in a Half	16 by Te-Hina Paopao vs. UConn, 2/11 (1st) 16 by Bree Hall at Missouri, 1/11 (1st) 16 by Kamilla Cardoso South Dakota St., 11/20 (1st)	25 by Aicha Coulibaly, vs. Texas A&M, 3/8 (2nd)
Points in a Quarter	13 by Kamilla Cardoso vs. Vanderbilt, 1/28 (2nd) 13 by MiLaysia Fulwiley at Texas A&M, 1/21 (2nd) 13 by Kamilla Cardoso vs. Notre Dame, 11/6 (3rd)	17 by Leilani Correa, at Florida, 1/4 (2nd)
Field Goals Made	10 by Chloe Kitts at Bowling Green, 12/19	15 by Alissa Pili, vs. Utah, 12/1
Field Goal Attempts	18 by MiLaysia Fulwiley Missouri, 2/8	24 by Hannah Hidalgo, vs. Notre Dame, 11/6
FG Percentage	1.000 (9-9) by Chloe Kitts vs. Presbyterian, 3/22	.714 (5-7) by Faith Masonius, Maryland, 11/12
3-Point FG Made	5 by MiLaysia Fulwiley vs. Presbyterian, 3/22 5 by Te-Hina Paopao vs. Georgia, 2/18 and vs. UConn, 2/11	7 by Morgan Sharps, at Bowling Green, 12/19
3-Point FG Attempts	11 by Te-Hina Paopao vs. Georgia, 2/18	12 by Maryam Dauda, at Arkansas, 2/29 12 by Morgan Sharps, at Bowling Green, 12/19
3-Point FG Percentage	.800 (4-5) by MiLaysia Fulwiley vs. LSU, 3/10 .800 (4-5) by Tessa Johnson at Arkansas, 2/29 .800 (4-5) by Te-Hina Paopao at Florida, 1/4 .800 (4-5) by Te-Hina Paopao vs. Maryland, 11/12	.583 (7-12) by Morgan Sharps, at Bowling Green, 12/19
Free Throws Made	12 by MiLaysia Fulwiley at Kentucky, 2/25	13 by Aicha Coulibaly, vs. Texas A&M, 3/8
Free Throw Attempts	12 by MiLaysia Fulwiley at Kentucky, 2/25	15 13 by Aicha Coulibaly, vs. Texas A&M, 3/8
FT Percentage	1.000 (12-13) by MiLaysia Fulwiley at Kentucky, 2/25	1.000 (9-9) by Jewel Spear, vs. Tennessee, 3/9
Rebounds	16 by Kamilla Cardoso vs. Georgia, 2/18 16 by Kamilla Cardoso at North Carolina, 11/30	13 by Angel Reese, vs. LSU, 3/10
Assists	17 by Raven Johnson vs. Clemson, 11/16*	8 by Rickea Jackson, vs. Tennessee, 3/9 8 by Jordyn Cambridges, Vanderbilt, 1/28
Steals	6 by MiLaysia Fulwiley vs. Missouri, 2/8 6 by MiLaysia Fulwiley vs. Notre Dame, 11/6	5 by Ines Vieira, vs. Utah 12/10
Blocked Shots	7 by Kamilla Cardoso vs. Presbyterian, 12/16	4 by Tamari Key, vs. Tennessee, 3/9 4 by Jadyon Donovan, at Duke, 12/3
Turnovers	5 by Ashlyn Watkins vs. Missouri, 2/8 5 by Raven Johnson vs. Utah, 12/10	8 by Tamaria Rumph, Morgan St., 12/6

* indicates program record; ^ indicates Staley-era program record

2023-24 INDIVIDUAL SUPERLATIVES — SEC GAMES

Category	South Carolina	Opponent
Points in Game	23 by Kamilla Cardoso vs. Vanderbilt, 1/28	31 by Honesty Scott-Grayson, at Auburn, 2/1
Points in a Half	16 by Bree Hall at Missouri, 1/11 (1st)	21 by Honesty Scott-Grayson, at Auburn, 2/1 (2nd) 21 by Leilani Correa, at Florida, 1/4 (1st)
Points in a Quarter	13 by Kamilla Cardoso vs. Vanderbilt, 1/28 (2nd) 13 by MiLaysia Fulwiley at Texas A&M, 1/21 (2nd)	17 by Leilani Correa, at Florida, 1/4 (2nd)
Field Goals Made	9 by Ashlyn Watkins at Arkansas, 2/29 9 by Kamilla Cardoso vs. Vanderbilt, 1/28	11, 4x, last by Rickea Jackson, Tennessee, 3/3
Field Goal Attempts	18 by MiLaysia Fulwiley vs. Missouri, 2/8	23 by Rickea Jackson, Tennessee, 3/3 23 by Honesty Scott-Grayson, at Auburn, 2/1 23 by Jerkaila Jordan, Mississippi St., 1/7
FG Percentage	1.000 (6-6) by Ashlyn Watkins at Kentucky, 2/25	.633 (7-11) by Aneesah Morrow, at LSU, 1/25
3-Point FG Made	5 by Te-Hina Paopao vs. Georgia, 2/18	4, 4x, last by Abbey Schrecke, Missouri, 2/8
3-Point FG Attempts	11 by Te-Hina Paopao vs. Georgia, 2/18	12 by Maryam Dauda, at Arkansas, 2/29
3-Point FG Percentage	.800 (4-5) by Tessa Johnson at Arkansas, 2/29 .800 (4-5) by Te-Hina Paopao at Florida, 1/4	.571 (4-7), 3x, last by Abbey Schrecke, Missouri, 2/8
Free Throws Made	12 by MiLaysia Fulwiley at Kentucky, 2/25	8 by Honesty Scott-Grayson, at Auburn, 2/1
Free Throw Attempts	12 by MiLaysia Fulwiley at Kentucky, 2/25	14 by Ajae Petty, at Kentucky, 2/25
FT Percentage	1.000 (12-12) by MiLaysia Fulwiley at Kentucky, 2/25	.875 (7-8) by Javyn Nicholson, Georgia, 2/18
Rebounds	16 by Kamilla Cardoso vs. Georgia, 2/18	12 by Javyn Nicholson, Georgia, 2/18
Assists	7 by Raven Johnson at Arkansas, 2/29 7 by Raven Johnson vs. Vanderbilt, 1/28	8 by Jordyn Cambridges, Vanderbilt, 1/28
Steals	6 by MiLaysia Fulwiley vs. Missouri, 2/8	3, 5x, last by Samara Spencer, at Arkansas, 2/29
Blocked Shots	6 by Ashlyn Watkins at Florida, 1/4	3, 5x, last by Rickea Jackson and Tamari Key, Tennessee, 3/3
Turnovers	5 by Ashlyn Watkins vs. Missouri, 2/8	6 by Ashton Judd, at Missouri, 1/11

* indicates program record; ^ indicates Staley-era program record

THE LAST TIME...

INDIVIDUAL

Scored 50 Points

South Carolina 51, Jocelyn Penn vs. Stetson, 1/4/03
Opponent Never

Scored 40 Points

South Carolina 51, Jocelyn Penn vs. Stetson, 1/4/03
Opponent 41, Caitlyn Clark, Iowa, 3/31/23

Scored 30 Points

South Carolina 31, Zia Cooke at Georgia, 1/2/23
Opponent 37, Alissa Pili, vs. Utah 12/10/23

Grabbed 20 Rebounds

South Carolina 22, Aliyah Boston vs. N. Carolina, 3/25/22
Opponent 24, Teaira McCowan, at Mississippi State, 1/17/19

Grabbed 15 Rebounds

South Carolina 16, Kamilla Cardoso vs. Georgia, 2/18/24
Opponent 18, Kiah Gillespie, Florida State, 3/24/19

Two Players with 20 or More Points

South Carolina Aliyah Boston 21/Zia Cooke 20 at Kentucky, 1/12/23
Opponent Rickea Jackson 22/Jewel Spear 21, vs. Tennessee, 3/9/24

Two Players with 10 or More Rebounds

South Carolina Chloe Kitts 13 / Sania Feagin 10 vs. Presbyterian, 3/22/24
Opponent Angel Reese 13/Aneesah Morrow 10, vs. LSU, 3/10/24

Three or More Players with 10 or More Rebounds

South Carolina Raven Johnson 15/Kamilla Cardoso 10/Ashlyn Watkins 10 at Tennessee, 2/15/24
Opponent W. Rolle 12/J. Breland 10/L. Broomfield 10, vs. North Carolina, 12/19/10

Had 10 Assists

South Carolina 17, Raven Johnson vs. Clemson, 11/16/23
Opponent 12, Channise Lewis, Maryland, 11/18/18

Had Five Steals

South Carolina 6, Milaysia Fulwiley vs. Missouri, 2/8/24
Opponent 5, Ines Vieira, vs. Utah 12/10/23

Had Five Blocked Shots

South Carolina 5, Ashlyn Watkins vs. LSU, 3/10/24
Opponent 5, Rita Igbokwe, vs. Ole Miss, 3/4/23

Had 20 Points and 20 Rebounds

South Carolina Aliyah Boston (28 pts/22 rebs) vs. N. Carolina, 3/25/22
Opponent Teaira McCowan (26 pts/24 rebs) at Mississippi State, 1/17/19

Had a Double-Double

South Carolina Chloe Kitts (21 pts/13 rebs) / Sania Feagin (12 pts/10 rebs) vs. Presbyterian, 3/22/24
Opponent Angel Reese (15 pts/13 rebs) / Aneesah Morrow (19 pts/10 rebs) vs. LSU, 3/10/24

Two Players had a Double-Double

South Carolina Chloe Kitts (21 pts/13 rebs) / Sania Feagin (12 pts/10 rebs) vs. Presbyterian, 3/22/24
Opponent Angel Reese (15 pts/13 rebs) / Aneesah Morrow (19 pts/10 rebs) vs. LSU, 3/10/24

Three or More Players had a Double-Double

South Carolina L. Amihere (11 pts/11 rebs) / A. Boston (11 pts/12 rebs) / L. Grissett (13 pts/10 rebs) / V. Saxton (19 pts/12 rebs) vs. Charleston, 11/25/20
Opponent Shakira Austin (10 pts/16 rebs) / Kaila Charles (17 pts/10 rebs) / Channise Lewis (10 pts/12 assts), Maryland, 11/18/18

Had a Triple-Double

South Carolina Aliyah Boston (16 pts/11 rebs/10 blks) vs. Georgia, 1/21/21
Opponent Never

TEAM

Scored 100 Points

South Carolina 104 vs. Morgan St., 12/6/23
Opponent 103, Clemson, 11/21/03

Won by 30 or More Points

South Carolina 91-39 (52) vs. Presbyterian, 3/22/24
Opponent 66-34 (32), Georgia, 3/4/11

Overcame More Than 15-Point Deficit to Win

South Carolina 18 (16-34) 6:24 in 2nd qtr. vs. Stanford, 12/21/21*
Opponent 16 (21-37) 1:43 in 2nd qtr. at Tennessee, 2/18/21

Shot 65% or Better from the Field

South Carolina .672 (39-58) at Texas A&M, 1/21/24
Opponent Never

Shot 60% or Better from the Field

South Carolina .606 (40-66) at Arkansas, 2/29/24
Opponent .604 (29-48), Vanderbilt, 1/18/01

Shot 50% or Better from the Field

South Carolina .563 (36-64) vs. Presbyterian, 3/22/24
Opponent .500 (29-58) vs. Maryland, 3/27/23

No Players in Double-Figure Points

South Carolina at Auburn, 1/19/12
Opponent Presbyterian, 3/22/24

Five Players in Double-Figure Points

South Carolina vs. Presbyterian, 3/22/24
Opponent at Alabama, 1/5/20

More Than Five Players in Double-Figure Points

South Carolina 6 at Kentucky, 2/25/24
Opponent 6, Maryland, 11/18/18

Faced AP Top-25 Opponent

Win 83-65 vs. No. 11 UConn, 2/11/24
Loss 67-75 at No. 21 Tennessee, 2/18/21

Faced AP Top-10 Opponent

Win 79-72 vs. No. 8 LSU, 3/10/24
Loss 46-54 vs. No. 8 NC State, 12/3/20

Faced AP Top-5 Opponent

Win 88-64 vs. No. 3 LSU, 2/12/23
Loss 73-77 vs. No. 3, Iowa, 3/31/23

Faced AP No. 1 Team

Win Never
Loss 68-93 vs. Baylor, 3/30/19

Overtime Game

Win 64-57 at Ole Miss, 2/19/23
Loss 69-70 at Missouri, 12/30/21

Double-Overtime Game

Win 82-73 at Purdue, 12/16/18
Loss 92-94 at Clemson, 11/19/09

South Carolina Was Ranked (AP Poll)

No. 1 No. 1, 3/11/24
Top 5 No. 5, 3/8/21
Top 10 No. 6, 10/17/23
Top 25 No. 15, 3/19/19

* indicates program record

SOUTH CAROLINA SINGLE-QUARTER RECORDS

TEAM			INDIVIDUAL		
Scoring			Scoring		
Most	Points		Most	Points	
1. vs. Maryland, 11/12/23, 3rd qtr.	37		1. Kaela Davis at Auburn, 1/5/17, 1st qtr.	19	
vs. Saint Peter's, 11/22/16, 1st qtr.	37		2. A'ja Wilson vs. Notre Dame, 11/26/17, 4th qtr.	18	
3. vs. Presbyterian, 12/16/23 1st qtr.	36		3. Alexis Jennings at Florida, 2/17/19, 3rd qtr.	17	
at Kentucky, 1/12/23, 4th qtr.	36		4. Zia Cooke at Georgia, 1/2/23, 4th qtr.	15	
vs. Alabama, 2/3/22, 1st qtr.	36		Aliyah Boston vs. Florida, 12/31/20, 2nd qtr.	15	
at Vanderbilt, 1/12/20, 3rd qtr.	36		M. Herbert Harrigan vs. TX A&M, 3/1/20, 1st qtr.	15	
vs. Alabama State, 3rd qtr.	36		Kaela Davis vs. Quinnipiac, 3/25/17, 3rd qtr.	15	
			Tina Roy vs. Arkansas, 1/3/16, 3rd qtr.	15	
Fewest	Points		Rebounding		
1. vs. App State, 12/5/18, 4th qtr.	5		Most	Rebs	
2. vs. Oregon State, 3/23/21, 4th qtr.	6		1. Kamilla Cardoso vs. Ole Miss, 3/4/23, 2nd qtr.	9	
vs. Indiana, 11/28/19, 4th qtr.	6		Aliyah Boston vs. N. Carolina, 3/25/22, 4th qtr.	9	
vs. St. John's, 11/25/17, 2nd qtr.	6		LeLe Grissett at Vanderbilt, 1/14/21, 4th qtr.	9	
vs. Stanford, 3/31/17, 2nd qtr.	6		Aliyah Boston vs. UConn, 2/10/20, 1st qtr.	9	
vs. UCLA, 12/18/16, 1st qtr.	6		Aliyah Boston vs. Arkansas, 1/9/20, 1st qtr.	9	
			Alaina Coates at Arkansas, 2/5/17, 1st qtr.	9	
			Alaina Coates at Georgia, 1/26/17, 2nd qtr.	9	
Fewest Allowed	Points		Rebounding		
1. vs. Texas, 3/30/21, 4th qtr.	0		Most	Rebs	
at Vanderbilt, 1/14/21, 2nd qtr.	0		1. Kamilla Cardoso vs. Ole Miss, 3/4/23, 2nd qtr.	9	
at Ole Miss, 1/30/20, 1st qtr.	0		Aliyah Boston vs. N. Carolina, 3/25/22, 4th qtr.	9	
4. 5 times, last vs. Presbyterian, 3/22/24, 4th qtr.	2		LeLe Grissett at Vanderbilt, 1/14/21, 4th qtr.	9	
			Aliyah Boston vs. UConn, 2/10/20, 1st qtr.	9	
			Aliyah Boston vs. Arkansas, 1/9/20, 1st qtr.	9	
			Alaina Coates at Arkansas, 2/5/17, 1st qtr.	9	
			Alaina Coates at Georgia, 1/26/17, 2nd qtr.	9	
Most Allowed	Points		Rebounding		
1. vs. Baylor, 12/2/18, 1st qtr.	32		Most	Rebs	
at Maryland, 11/13/17, 4th qtr.	32		1. Kamilla Cardoso vs. Ole Miss, 3/4/23, 2nd qtr.	9	
vs. Kentucky, 2/26/17, 4th qtr.	32		Aliyah Boston vs. N. Carolina, 3/25/22, 4th qtr.	9	
4. vs. Arkansas, 3/8/19, 3rd qtr.	30		LeLe Grissett at Vanderbilt, 1/14/21, 4th qtr.	9	
vs. Connecticut, 3/26/18, 1st qtr.	30		Aliyah Boston vs. UConn, 2/10/20, 1st qtr.	9	
vs. Syracuse, 3/25/16, 4th qtr.	30		Aliyah Boston vs. Arkansas, 1/9/20, 1st qtr.	9	
			Alaina Coates at Arkansas, 2/5/17, 1st qtr.	9	
			Alaina Coates at Georgia, 1/26/17, 2nd qtr.	9	
Margin of Difference			Rebounding		
Lead	Score	Margin	Total	Rebs	
1. vs. Alabama State, 11/5/19, 3rd qtr.	36-9	+37	1. vs. Arkansas, 3/7/20, 4th qtr.	28	
2. vs. App State, 11/17/19, 1st qtr.	35-3	+32	2. vs. Charleston, 11/25/20, 3rd qtr.	22	
3. vs. Charleston, 11/25/20, 3rd qtr.	34-8	+26	3. vs. Howard, 3/18/22, 1st qtr.	21	
vs. USC Upstate, 11/21/19, 3rd qtr.	33-7	+26	4. vs. Tennessee, 3/3/24	20	
vs. Arkansas, 1/3/16, 2nd qtr.	35-9	+26	vs. Mississippi Valley State, 11/24/23, 2nd	20	
5. vs. Clemson, 11/16/23, 1st qtr.	31-6	+25	vs. Coastal Carolina, 12/21/22, 1st qtr.	20	
vs. Saint Peter's, 11/22/16, 1st qtr.	37-12	+25	vs. Hampton, 11/27/22, 3rd qtr.	20	
			vs. Howard, 3/18/22, 3rd qtr.	20	
			vs. Howard, 3/18/22, 2nd qtr.	20	
			vs. Charleston, 11/25/20, 1st qtr.	20	
			at Ohio State, 11/14/16, 1st qtr.	20	
Deficit	Score	Margin	Margin		
1. vs. UConn, 2/1/18, 2nd qtr.	8-29	-21	1. vs. Hampton, 11/27/22, 3rd qtr.	20-2	+18
2. at Tennessee, 2/15/18, 3rd qtr.	9-29	-20	vs. Charleston, 11/25/20, 3rd qtr.	22-4	+18
3. vs. Baylor, 12/2/18, 1st qtr.	13-32	-19	3. vs. Arkansas, 1/22/23, 2nd qtr.	19-2	+17
at Mississippi State, 2/5/18, 4th qtr.	9-28	-19	4. vs. Arkansas, 1/22/23, 3rd qtr.	18-2	+16
5. vs. Indiana, 11/28/19, 4th qtr.	6-24	-18	vs. Howard, 3/18/22, 2nd qtr.	20-4	+16
vs. Connecticut, 3/26/18, 1st qtr.	12-30	-18	vs. Arkansas, 3/7/20, 4th qtr.	21-5	+16
Field Goals					
Made	FGM				
1. at Florida, 2/27/20, 1st qtr.	15				
vs. Saint Peter's, 11/22/16, 1st qtr.	15				
3. vs. Coastal Carolina, 12/21/22, 1st qtr.	14				
vs. Alabama, 2/3/22, 1st qtr.	14				
vs. App State, 11/17/19, 1st qtr.	14				
vs. Notre Dame, 11/26/17, 4th qtr.	14				
vs. Arkansas, 1/3/16, 2nd qtr.	14				
Attempts	FGA				
1. vs. Arkansas, 3/7/20, 4th qtr.	28				
2. vs. Howard, 3/18/22, 1st qtr.	25				
vs. Arkansas, 1/9/20, 3rd qtr.	25				
4. 7 times, last at Tennessee, 2/15/24, 3rd qtr.	24				



All-Time Sellouts

18,478	Georgia, 2/18/24
18,167	UConn, 2/11/24
18,000	Tennessee, 3/3/24
18,000	Ole Miss, 2/5/24
18,000	Vanderbilt, 1/28/24
18,000	Georgia, 2/26/23
18,000	LSU, 2/12/23
18,000	Tennessee, 2/20/22
18,000	Texas A&M, 3/1/20
18,000	UConn, 2/10/20
18,000	Mississippi State, 3/3/19
18,000	UConn, 2/1/18
18,000	Kentucky, 2/26/17
18,000	UConn, 2/8/16

Year-by-Year Record

Year	Record	Pct.	Att. Avg.
2002-03	14-2	.875	3,244
2003-04	5-6	.455	1,828
2004-05	8-9	.471	1,764
2005-06	12-5	.706	1,455
2006-07	15-5	.750	1,845
2007-08	12-6	.667	1,802
2008-09	6-9	.400	2,793
2009-10	7-5	.583	3,442
2010-11	14-5	.737	2,996
2011-12	12-3	.800	3,139
2012-13	12-3	.800	4,082
2013-14	16-0	1.000	6,371
2014-15	16-0	1.000	12,293
2015-16	16-1	.941	14,364
2016-17	15-1	.938	12,277
2017-18	15-2	.882	13,239
2018-19	11-4	.733	11,542
2019-20	15-0	1.000	12,185
2020-21	10-1	.909	3,500*
2021-22	16-0	1.000	12,268
2022-23	17-0	1.000	12,942
2023-24	16-0	1.000	16,179
Total	280-67	.807	7,262*
Staley Era	214-34	.863	9,468*

* 2020-21 attendance not counted in average or streaks due to COVID-19 regulation restrictions

In women's basketball, Colonial Life Arena has become one of the most feared places to play as enormous crowds fill the building with passion for the Gamecocks.

The state of South Carolina has rallied around head coach Dawn Staley's program in unprecedented numbers as the Gamecocks have led the nation in average attendance in each of the last nine seasons. The Gamecocks were one of a few programs to finish the 2019-20 season averaging over 10,000 fans and boast 12 sellouts (18,000) in the last nine seasons of full capacity arenas.

Colonial Life Arena is more than just the home of South Carolina men's and women's basketball, though. It is also a thriving entertainment venue that the city of Columbia and its surrounding metropolitan area are able to enjoy throughout the year.

Colonial Life Arena is the largest arena in the state of South Carolina with 18,000 seats, and the 10th-largest on-campus basketball facility in the nation. Located on the beautiful University of South Carolina campus, this one-of-a-kind facility features 41 suites, four entertainment suites, and the Frank McGuire Club, a full-service hospitality room that has a capacity of 300. The state-of-the-art facility also features plush seating, a technologically advanced sound system and a one-of-a-kind selection of unique concession foods that will delight fans of all ages.

In Summer 2017, a 12-display center-hung video board and ribbon boards were added to the arena bowl at a cost of \$4.2 million. The center-hung board features four convex-curved main displays that measure approximately 12' x 20' and can show any combination of live video, instant replays, statistics and game information, graphics and animations, and sponsorship messages.

The Arena has hosted numerous sold out shows, including Barnum and Bailey Circus, Paul McCartney, country superstars Kenny Chesney and Taylor Swift, WWE Wrestling, Kanye West and numerous other acts.

The largest building ever constructed at the University of South Carolina at 342,000 square feet, the Arena has an intimate double-deck design that puts every seat close to the action. The cantilever of the upper deck over the lower deck extends further than any other arena of its size with great sight lines.

Two spacious locker rooms for Gamecock men's and women's basketball include team meeting rooms, recruiting rooms, coaches locker rooms and an athletic training room.

Colonial Life Arena Notables

- Nine-Time National Attendance Leader (2015-present)
- NCAA Tournament Host in 2015, 2016, 2017, 2018, 2022, 2023, 2024
- 126 consecutive regular-season games with at least 10,000 fans (Jan. 2, 2015)*
- 14 official sellouts (18,000) since 2015-16 season
- 6 undefeated seasons at home
- Longest home win streak – 58 games (12/17/20-present)

* 2020-21 attendance not counted in average or streaks due to COVID-19 regulation restrictions

"It is a beautiful thing to see unfold because a lot of people really didn't think it could get done. I tip my hat to Gamecock Nation for making this a wonderful place and creating a home court advantage that allows us to win close basketball games."

– South Carolina Head Coach Dawn Staley



DAWN STALEY Head Coach

16th Season at South Carolina • 24th Season in Career

Catapulting South Carolina into the national spotlight when she was hired in May 2008, Dawn Staley has made the Gamecocks a mainstay in the battle for SEC and national championships. Under her leadership, the Gamecocks have reached many firsts – National Championships, NCAA Final Fours, No. 1 rankings, SEC regular-season and tournament titles, SEC Players of the Year, National Players of the Year, WNBA No. 1 Draft picks, an undefeated regular season, and No. 1 recruiting classes – to name the most notable.

In Staley's 16 seasons at the helm of the Gamecocks, highlights include:

- Two National Championships (2017, 2022)
- Five NCAA Final Fours in the last eight tournaments (2015, 2017, 2021, 2022, 2023)
- Ranking in the AP Top 25 every week since Dec. 10, 2012, the second-longest active streak in the nation (226)
- Seven 30-win seasons, including a program-record 36 wins in 2022-23
- Eight SEC regular-season championships (2014, 2015, 2016, 2017, 2020, 2022, 2023, 2024)
- Eight SEC Tournament titles (2015, 2016, 2017, 2018, 2020, 2021, 2023, 2024)
- Three top-two recruiting classes (#1 in 2021, #1 in 2019, #2 in 2014)
- Nine NCAA Attendance titles (2015, 2016, 2017, 2018, 2019, 2020, 2021, 2022, 2023)

While her coaching career is in full bloom, Staley is still recognized for her body of work as a one of the most decorated participants in United States women's basketball history. The Naismith Memorial Basketball Hall of Fame solidified that legacy with her enshrinement as part of the Class of 2013. The Phoenix Club of Philadelphia established the Dawn Staley Award recognizing the nation's top guard in women's Division I basketball in 2013 as well. Staley was inducted into the Women's Basketball Hall of Fame as part of the Class of 2012.

In her 24th season as a head coach, Staley has led her college teams to 14 25-win seasons, a total of 21 postseason appearances (two WNIT) and 186 weeks in the Associated Press top 10, including the Gamecocks' 82 in the No. 1 spot – the fourth most times in the top spot in the history of that poll. Her .765 winning percentage (607-186) ranks 10th in the nation among all active head coaches with at least 10 years' experience and 11th all-time.

Also a force in USA Basketball, Staley was named the U.S. Women's National Team head coach for 2017-21, leading the U.S. to gold in the 2018 FIBA World Cup and the 2019 and 2021 FIBA AmeriCups and stretching the U.S. Olympic gold medal streak to seven straight at the 2020 Tokyo Olympic Games. Prior to that appointment, Staley led three other U.S. teams to gold medals and served as an assistant on the Senior National Team 2006-08 and again 2014-16, during which the U.S. claimed gold in the 2014 FIBA World Championship and the 2008 and 2016 Olympics.

Now in her 16th season leading the Gamecocks, Staley has been named National Coach of the Year five times with her 2020 unanimous selection making her the first former Naismith Player of the Year to earn the Naismith Coach of the Year award. She is also a seven-time SEC Coach of the Year. Staley is the only Gamecock basketball coach – men's or women's – to amass 300 victories at South Carolina and was the fastest coach to 200 wins in program history, needing just 277 games at South Carolina to reach the plateau. She is the program's all-time winningest coach with a program-record 13 postseason appearances and is the only black head coach in men's or women's basketball to win multiple national championships.

In the vaunted SEC, Staley's 199 league wins are the most among active league coaches and third all-time, trailing just Andy Landers (Georgia, 273) and Pat Summitt (Tennessee, 306). Her .783 SEC winning percentage (199-55) is second only to Summitt (874) in league history. Her Gamecocks are the only SEC program with multiple 16-0 seasons in league history, hitting that mark in 2015-16, 2019-20 and 2022-23. Her eight SEC titles trail just Summitt's 16.

In addition to coaching two National Players of the Year and a National Freshman of the Year, Staley has helped 11 Gamecocks collect 27 All-America selections, three to pick up seven SEC Player of the Year honors, four to earn SEC Defensive Player of the Year recognition a total of eight times, two to SEC 6th Player of the Year honors and six to capture SEC Freshman of the Year. She has coached 21 Gamecocks to All-SEC honors a combined 41 times, including 21 first-team selections. In the last nine years, 14 Gamecocks have been selected in the WNBA Draft, including 10 first-rounders, highlighted by two overall No. 1 picks. Three Gamecocks have been named WNBA Rookie of the Year.

STALEY YEAR-BY-YEAR AT SOUTH CAROLINA

Year	School	Record	Conf. Rec.	Conf. Finish	Postseason
2008-09	South Carolina	10-18	2-12	11th	
2009-10	South Carolina	14-15	7-9	T-7th	
2010-11	South Carolina	18-15	8-8	T-5th	WNIT 2nd Round
2011-12	South Carolina	25-10	10-6	T-4th	NCAA Sweet 16
2012-13	South Carolina	25-8	11-5	T-4th	NCAA 2nd Round
2013-14	South Carolina	29-5	14-2	1st	NCAA Sweet 16
2014-15	South Carolina	34-3	15-1	T-1st	SEC Tourn. Champ./NCAA Final Four
2015-16	South Carolina	33-2	16-0	1st	SEC Tourn. Champ./NCAA Sweet 16
2016-17	South Carolina	33-4	14-2	1st	SEC Tourn. Champ./NCAA Champ.
2017-18	South Carolina	29-7	12-4	T-2nd	SEC Tourn. Champ./NCAA Elite Eight
2018-19	South Carolina	23-10	13-3	2nd	NCAA Sweet 16
2019-20	South Carolina	32-1	16-0	1st	SEC Tourn. Champ./NCAA canceled
2020-21	South Carolina	26-5	14-2	2nd	SEC Tourn. Champ./NCAA Final Four
2021-22	South Carolina	35-2	15-1	1st	NCAA Champion
2022-23	South Carolina	36-1	16-0	1st	SEC Tourn. Champ./NCAA Final Four
2023-24	South Carolina	33-0	15-0	1st	SEC Tourn. Champ./
At SC	16th season	435-106	199-55	8 SEC Titles	8 SEC Trn. Titles, 2 NCAA Titles, 10 Sweet 16s
At Temple	8 seasons	172-80	100-25	3 A-10 Titles	4 A-10 Tourn. Titles, 6 NCAA appearances
Career	24th season	607-186	298-89		

QUICK FACTS

Coaching Highlights

College

- 18 NCAA Tournament Appearances (12 at South Carolina)
- 2x NCAA National Champion (2017, 2022)
- 7 30-Win Seasons
- 9 Regular-Season Conference Titles (SEC 2014, 2015, 2016, 2017, 2020, 2022, 2023, 2024; A-10 2008)
- 12 Conference Tournament Titles (SEC 2015, 2016, 2017, 2018, 2020, 2021, 2023, 2024; A-10 2002, 2004, 2005, 2006)
- 5-time National Coach of the Year (2014, 2020, 2022, 2023, 2024)
- 4-time WBCA Region Coach of the Year (Region 3 2014, 2015, 2016; Region 1 2005)
- 9-time Conf. Coach of the Year (SEC 2014, 2015, 2016, 2020, 2022, 2023, 2024; A-10 2004, 2005)

USA Basketball

- Senior National Team Head Coach (2017-21) – Tokyo Olympics gold (2020); FIBA AmeriCup gold (2021); co-National Coach of the Year (2021); FIBA AmeriCup gold (2019), FIBA World Cup gold (2018), National Coach of the Year (2018)
- Senior National Team Asst. Coach (2006-08, 2014-16) – Rio Olympics gold medal (2016), FIBA World Championship gold medal (2014), Beijing Olympics gold medal (2008), FIBA Americas Championship gold medal (2007), FIBA World Championship bronze medal (2006)
- U19 National Team Head Coach – FIBA U19 World Championship gold medal (2015), co-National Coach of the Year (2015)
- U18 National Team Head Coach – FIBA U18 Americas Championship gold medal (2014)
- Pan Am Games Head Coach – Gold medal (2007)

Playing Highlights

U.S. Professional – 11 seasons

- Five-time WNBA All-Star (2001, 2002, 2003, 2005, 2006)
- Two-time ABL All-Star (1997, 1998)
- WNBA All-Decade Team

USA Basketball

- Olympic gold medalist (1996, 2000, 2004)
- Flag bearer for U.S. in Olympic Games Opening Ceremony (2004)
- Two-time USA Basketball Female Athlete of the Year (1994, 2004)

College – Virginia (1989-92)

- Kodak All-America (1990, 1991, 1992)
- Honda-Broderick Cup Award for Collegiate Female Athlete of the Year (1991)
- Two-time ACC Player of the Year (1991, 1992)
- NCAA Tournament MOP (1991)

Other Notables

- Naismith Memorial Basketball Hall of Fame, Class of 2013
- Order of the Palmetto Recipient (2013)
- Women's Basketball Hall of Fame, Class of 2012
- Two-time Wanamaker Award (1997, 2005)
- Henry P. Iba Citizenship Award (2007)

STALEY ERA SINGLE-GAME RECORDS

Scoring

Most	Points
1. vs. Charleston, 11/25/20	119
2. vs. Maryland, 11/12/23	114
3. vs. Savannah State, 12/14/14	111
4. vs. Clemson, 11/16/23	109
5. at Vanderbilt, 1/14/21	106

Fewest	Points
1. at Stanford, 11/26/10	32*
2. vs. Georgia, 3/4/11	34
3. vs. Mississippi State, 3/5/09=	39
4. at Georgia, 1/13/13	40
5. at Mississippi State, 2/26/09	41

Fewest Allowed	Points
1. vs. Mississippi Valley State, 11/24/23	19*
2. vs. Howard, 3/18/22	21
vs. South Carolina State, 12/14/11	21
4. vs. Charleston Southern, 12/18/22	23
5. vs. Presbyterian, 11/27/11	24

Most Allowed	Points
1. at Connecticut, 2/11/19	97
2. vs. Arkansas, 3/8/19	95
3. vs. Baylor, 12/2/18	94
vs. Connecticut, 3/26/18	94
at Clemson, 11/19/09	94

Margin of Outcome

Victory	Score	Margin
1. vs. Miss. Valley State, 11/24/23	101-19	+82
2. vs. Charleston, 11/25/20	119-38	+81
3. vs. Presbyterian, 12/16/23	99-29	+70
vs. East Tennessee State, 11/7/22	101-31	+70
vs. Charleston Southern, 11/8/13	99-29	+70

Defeat	Score	Margin
1. at Stanford, 11/26/10	32-70	-38
2. vs. Georgia, 3/4/11	34-66	-32
3. vs. Stanford, 12/19/08	47-78	-31
4. at Penn State, 11/21/10	48-78	-30
5. vs. Connecticut, 3/26/18	65-94	-29
vs. Connecticut, 12/28/08	48-77	-29

Field Goals

Made	FGM
1. vs. Clemson, 11/16/23	44
2. vs. Maryland, 11/12/23	43
vs. Notre Dame, 11/6/23	43
vs. Coastal Carolina, 12/21/22	43
5. at Vanderbilt, 1/14/21	42
vs. Charleston, 11/25/20	42

Attempts	FGA
1. vs. Clemson, 11/16/23	83
vs. Maryland, 11/12/23	83
3. vs. Arkansas, 3/7/20	82
4. vs. Tennessee, 3/3/24	81
5. at Arkansas, 2/3/19	80

Highest Percentage (Min. 40 FGA)	FGM-A	Pct
1. vs. Morgan State, 12/6/23	41-60	.683
2. at Texas A&M, 1/21/24	39-58	.672
3. at Vanderbilt, 1/18/18	36-54	.667
4. vs. Auburn, 1/5/23	36-57	.647
5. at Kentucky, 2/25/24	39-59	.644

Lowest Percentage (Min. 40 FGA)	FGM-A	Pct
1. at Stanford, 11/26/10	12-55	.218
2. vs. Georgia, 3/4/11	12-52	.231
3. at Florida, 1/20/13	15-64	.234
4. at Kentucky, 2/5/09	13-55	.236
5. at Georgia, 1/2/11	13-54	.241

Lowest %age Allowed (Min. 40 FGA)	FGM-A	Pct
1. vs. Miss. Valley State, 11/24/23	8-67	.119*
2. vs. South Carolina State, 12/14/11	6-48	.125
2. vs. Howard, 3/18/22	8-54	.148
3. vs. Presbyterian, 12/16/23	10-64	.156
4. vs. Charleston Southern, 12/18/22	8-50	.160
vs. NC Central, 12/2/13	8-50	.160

Highest %age Allowed (Min. 40 FGA)	FGM-A	Pct
1. vs. Connecticut, 3/26/18	37-63	.587
2. vs. Connecticut, 2/11/19	37-65	.569
3. vs. Connecticut, 12/28/08	35-62	.565
vs. Florida, 1/9/11	26-46	.565
5. vs. Tennessee, 1/14/18	31-55	.564

3-Point Field Goals

Made	3FGM
1. vs. Minnesota, 12/11/16	16
2. vs. Temple, 12/21/18	15
3. vs. Appalachian State, 12/5/18	14
at Auburn, 1/5/17	14
5. at Iowa State, 12/6/20	13

Attempts	3FGA
1. vs. Howard, 3/18/22	38
2. vs. Minnesota, 12/11/16	33
3. vs. Syracuse, 3/25/16	32
4. vs. Temple, 12/21/18	31
5. vs. Drake, 11/24/18 (includes overtime)	30

Percentage (Min. 5 3FGA)	3FGM-A	Pct
1. vs. ETSU, 11/22/18	11-16	.688
2. at Kentucky, 2/25/24	8-12	.667
at Alabama, 1/10/10	8-12	.667
vs. Charlotte, 12/21/08	8-12	.667
vs. Kentucky, 2/18/18	6-9	.667
vs. Western Carolina, 12/29/12	6-9	.667
vs. Oregon State, 3/25/14	4-6	.667
vs. Ole Miss, 1/30/14	4-6	.667
vs. Savannah State, 12/28/13	4-6	.667

Free Throws

Made	FTM
1. vs. Savannah State, 12/14/14	34
vs. Oregon State, 3/25/14	34
3. vs. Missouri, 1/10/16	32
vs. Ole Miss, 1/30/14	32
at Mississippi State, 1/6/12	32

Attempts	FTA
1. at Mississippi State, 1/6/13	50
2. vs. Savannah State, 12/28/13	48
3. vs. Charleston, 11/25/20	47
vs. Savannah State, 12/14/14	47
5. vs. Missouri, 2/2/14	46

Percentage (Min. 10 FTA)	FTM-A	Pct
1. vs. Alabama, 1/31/21	19-20	.950
2. vs. Quinnipiac, 3/25/17	18-19	.947
3. at Texas A&M, 2/23/17	15-16	.923
4. vs. Kentucky, 2/18/18	23-25	.920
5. vs. N.C. A&T, 11/29/21	11-12	.917
vs. Temple, 12/21/18	11-12	.917

Rebounding

Total	Rebs
1. vs. Arkansas, 1/22/23	74
2. vs. Clemson, 11/16/23	73
vs. Charleston, 11/25/20	73
4. vs. Howard, 3/18/22	69
5. vs. Mississippi Valley State, 11/24/23	66

Margin	Rebs	Margin
1. vs. Arkansas, 1/22/23	74-17	+57
2. vs. Hampton, 11/27/22	62-15	+47
3. vs. Clemson, 11/16/23	73-27	+46
4. vs. Charleston, 11/25/20	73-28	+45
5. vs. Howard, 3/18/22	69-28	+41

Offensive	Off. Rebs
1. vs. Arkansas, 1/22/23	32
2. vs. Tennessee, 2/20/22	31
3. vs. Howard, 3/18/22	30
4. vs. Elon, 11/9/12	29
5. vs. Arkansas, 3/7/20	28

Turnovers

Fewest	TOs
1. at Tennessee, 2/2/12	4
2. 10 times, most recent, at Ole Miss, 1/4/18	5

Most	TOs
1. at Wake Forest, 12/3/08	32
2. at Ole Miss, 2/25/16	29
vs. Hampton, 11/22/12	29
vs. Kentucky, 1/15/12	29
5. at Kentucky, 1/13/11	28

Assists

1. at Kentucky, 2/25/24	30
vs. Clemson, 11/16/23	30
vs. Maryland, 11/12/23	30
4. vs. Notre Dame, 11/6/23	29
vs. Minnesota, 12/11/16	29

Steals

1. at Alabama State, 11/11/18	22
2. vs. Alabama State, 11/10/17	21
vs. NC Central, 12/1/14	21
vs. Furman, 12/11/11	21
5. vs. San Diego State, 11/23/14	18

Blocked Shots

1. vs. Presbyterian, 12/16/23	17*
vs. Appalachian State, 11/17/19	17*
3. vs. South Dakota State, 11/20/23	16
vs. Coastal Carolina, 12/21/22	16
vs. Kansas State, 12/3/21	16
vs. Clemson, 11/15/18	16
vs. Winthrop, 12/13/15	16

* indicates also a school record



**2023-24 South Carolina Women's Basketball
Individual Game-by-Game
All games**

Page 1/11
as of Mar 22, 2024

#0 PAOPAO, Te-Hina

Opponent	Date	GS	MIN	Total		3-Pointers		Free throws		Rebounds				PF	A	TO	BLK	STL	PTS	AVG
				FG-FGA	PCT	3FG-3FGA	PCT	FT-FTA	PCT	OFF	DEF	TOT	AVG							
vs Notre Dame	11/06/2023	*	27:28	6-10	.600	2-4	.500	0-0	.000	0	3	3	3.0	1	6	1	0	3	14	14.0
Maryland	11/12/2023	*	29:55	5-12	.417	4-8	.500	0-0	.000	0	0	0	1.5	1	8	3	0	1	14	14.0
Clemson	11/16/2023	*	19:19	5-8	.625	4-5	.800	0-0	.000	1	2	3	2.0	0	1	2	0	0	14	14.0
Mississippi Val.	11/24/2023	*	20:40	4-7	.571	2-5	.400	0-0	.000	1	7	8	3.5	0	1	1	1	0	10	13.0
at North Carolina	11/30/2023	*	37:02	5-14	.357	3-6	.500	1-2	.500	0	5	5	3.8	1	4	0	0	1	14	13.2
at Duke	12/03/2023	*	26:01	3-7	.429	2-4	.500	4-6	.667	1	0	1	3.3	0	1	3	0	0	12	13.0
Morgan St.	12/06/2023	*	22:47	4-6	.667	2-4	.500	2-2	1.000	0	1	1	3.0	0	5	1	0	1	12	12.9
vs Utah	12/10/2023	*	35:02	6-11	.545	3-7	.429	0-0	.000	0	3	3	3.0	2	2	3	0	3	15	13.1
Presbyterian	12/16/2023	*	23:20	2-6	.333	2-4	.500	0-0	.000	0	2	2	2.9	0	6	1	0	2	6	12.3
at Bowling Green	12/19/2023	*	25:52	4-6	.667	4-6	.667	0-0	.000	0	4	4	3.0	0	6	0	0	1	12	12.3
at East Carolina	12/30/2023	*	18:53	3-7	.429	3-5	.600	0-0	.000	0	1	1	2.8	0	2	2	0	1	9	12.0
at Florida	01/04/2024	*	22:10	6-8	.750	4-5	.800	1-1	1.000	0	3	3	2.8	1	4	4	0	1	17	12.4
Mississippi St.	01/07/2024	*	29:30	5-9	.556	2-4	.500	0-0	.000	0	3	3	2.8	0	5	2	0	2	12	12.4
at Missouri	01/11/2024	*	30:48	6-10	.600	3-4	.750	0-0	.000	1	5	6	3.1	1	3	0	1	1	15	12.6
Kentucky	01/15/2024	*	24:40	4-5	.800	2-3	.667	4-4	1.000	0	3	3	3.1	0	5	3	0	1	14	12.7
at Texas A&M	01/21/2024	*	27:11	4-7	.571	1-3	.333	1-1	1.000	0	1	1	2.9	0	5	1	0	0	10	12.5
at LSU	01/25/2024	*	38:37	4-12	.333	2-7	.286	2-2	1.000	0	0	0	2.8	1	6	2	0	0	12	12.5
Vanderbilt	01/28/2024	*	31:13	4-12	.333	1-7	.143	0-0	.000	0	2	2	2.7	0	4	0	0	0	9	12.3
at Auburn	02/01/2024	*	25:09	1-6	.167	1-4	.250	2-2	1.000	1	2	3	2.7	1	3	3	0	1	5	11.9
Ole Miss	02/04/2024	*	25:03	4-11	.364	1-4	.250	2-3	.667	0	3	3	2.8	1	3	0	0	0	11	11.9
Missouri	02/08/2024	*	22:57	2-4	.500	2-4	.500	0-0	.000	0	2	2	2.7	1	1	0	0	0	6	11.6
UConn	02/11/2024	*	31:34	8-12	.667	5-7	.714	0-0	.000	0	3	3	2.7	1	2	3	0	1	21	12.0
at Tennessee	02/15/2024	*	34:24	2-9	.222	0-3	.000	0-0	.000	0	0	0	2.6	2	4	0	1	1	4	11.7
Georgia	02/18/2024	*	32:42	5-12	.417	5-11	.455	0-0	.000	0	2	2	2.6	0	2	2	0	0	15	11.8
Alabama	02/22/2024	*	26:32	2-7	.286	1-3	.333	0-0	.000	0	3	3	2.6	1	4	2	1	2	5	11.5
at Kentucky	02/25/2024	*	21:39	4-5	.800	3-4	.750	0-0	.000	1	1	2	2.6	0	4	2	1	1	11	11.5
at Arkansas	02/29/2024	*	26:58	3-5	.600	2-4	.500	0-0	.000	0	4	4	2.6	2	5	2	0	0	8	11.4
Tennessee	03/03/2024	*	34:24	5-12	.417	2-5	.400	2-2	1.000	1	3	4	2.7	0	4	0	0	0	14	11.5
vs Texas A&M	03/08/2024	*	25:10	2-8	.250	2-4	.500	2-2	1.000	0	4	4	2.7	0	2	2	0	0	8	11.3
vs Tennessee	03/09/2024	*	27:31	1-8	.125	1-4	.250	0-0	.000	0	2	2	2.7	0	3	2	1	0	3	11.1
vs LSU	03/10/2024	*	32:29	4-11	.364	2-7	.286	2-2	1.000	0	2	2	2.7	0	5	2	0	2	12	11.1
Presbyterian	03/22/2024	*	24:09	7-11	.636	4-7	.571	0-0	.000	1	0	1	2.6	2	3	2	0	1	18	11.3
Totals			32	881:09	.468	77-162	.475	25-29	.862	8	76	84	2.6	19	119	51	6	27	362	11.3

Player Averages

Games Played	Minutes/game	Points/game	FG Pct	3FG Pct	FT Pct	Rebounds/game	Assists/game	Turnovers/game	Assist/Turnover ratio	Steals/game	Blocks/game
32	27.5	11.3	46.8	47.5	86.2	2.6	3.7	1.6	2.3	0.8	0.2

PAOPAO, Te-hina

SEASON	TEAM	GP-GS	MIN/AVG	Field Goals		3-Point		F-Throws		Rebounds				Scoring						
				FG-FGA	FG%	3FG-3FGA	3FG%	FT-FTA	FT%	OFF	DEF	TOT	AVG	PF-FO	A	TO	BLK	STL	PTS	AVG
2020-21	Oregon	19-19	540/28.4	78-180	.433	30-76	.395	8-10	.800	14	47	61	3.2	27-0	84	35	5	27	194	10.2
2021-22	Oregon	23-22	752/32.7	118-305	.387	36-120	.300	40-46	.870	21	71	92	4.0	29-0	76	46	3	25	312	13.6
2022-23	Oregon	35-35	1139/32.5	166-377	.440	81-191	.424	44-50	.880	38	110	148	4.2	36-0	117	64	11	45	457	13.1
2023-24	USC	32-32	881/27.5	130-278	.468	77-162	.475	25-29	.862	8	76	84	2.6	19-0	119	51	6	27	362	11.3
TOTAL FOR USC		32-32	881/27.5	130-278	.468	77-162	.475	25-29	.862	8	76	84	2.6	19-0	119	51	6	27	362	11.3
TOTAL		109-108	3312/30.4	492-1140	.432	224-549	.408	117-135	.867	81	304	385	3.5	111-0	396	196	25	124	1325	12.2



**2023-24 South Carolina Women's Basketball
Individual Game-by-Game
All games**

Page 2/11
as of Mar 22, 2024

#2 WATKINS, Ashlyn

Opponent	Date	GS	MIN	Total		3-Pointers		Free throws		Rebounds				PF	A	TO	BLK	STL	PTS	AVG
				FG-FGA	PCT	3FG-3FGA	PCT	FT-FTA	PCT	OFF	DEF	TOT	AVG							
vs Notre Dame	11/06/2023		17:49	3-4	.750	0-0	.000	1-1	1.000	1	4	5	5.0	3	2	1	4	0	7	7.0
Maryland	11/12/2023		16:39	5-10	.500	0-0	.000	3-5	.600	7	4	11	8.0	4	2	0	5	1	13	10.0
Clemson	11/16/2023		24:46	6-10	.600	0-0	.000	0-0	.000	6	4	10	8.7	0	1	0	4	1	12	10.7
South Dakota St.	11/20/2023		18:25	4-9	.444	0-0	.000	0-2	.000	2	3	5	7.8	2	3	2	3	4	8	10.0
Mississippi Val.	11/24/2023		20:29	7-8	.875	0-0	.000	0-2	.000	2	5	7	7.6	1	1	3	3	1	14	10.8
at North Carolina	11/30/2023		18:13	4-8	.500	0-0	.000	2-2	1.000	1	3	4	7.0	4	0	1	1	0	10	10.7
at Duke	12/03/2023		07:18	1-1	1.000	0-0	.000	0-2	.000	1	3	4	6.6	0	0	2	0	1	2	9.4
Morgan St.	12/06/2023		09:24	4-7	.571	0-0	.000	0-0	.000	1	3	4	6.3	1	1	0	2	3	8	9.3
vs Utah	12/10/2023		17:33	3-4	.750	0-0	.000	2-4	.500	3	3	6	6.2	3	0	1	2	0	8	9.1
Presbyterian	12/16/2023		22:15	4-7	.571	0-0	.000	2-4	.500	5	7	12	6.8	3	1	0	6	2	10	9.2
at Bowling Green	12/19/2023		17:54	4-7	.571	0-0	.000	1-2	.500	3	5	8	6.9	3	0	3	1	0	9	9.2
at East Carolina	12/30/2023		12:20	4-7	.571	0-0	.000	3-6	.500	2	3	5	6.8	5	1	1	2	0	11	9.3
at Florida	01/04/2024		25:32	3-8	.375	0-0	.000	0-0	.000	2	6	8	6.8	2	1	0	6	0	6	9.1
Mississippi St.	01/07/2024		27:22	3-8	.375	0-0	.000	3-5	.600	4	6	10	7.1	4	1	1	3	1	9	9.1
at Missouri	01/11/2024		29:57	5-10	.500	0-0	.000	0-0	.000	2	4	6	7.0	2	1	0	2	1	10	9.1
Kentucky	01/15/2024		18:18	4-6	.667	0-0	.000	2-2	1.000	2	6	8	7.1	0	3	1	2	2	10	9.2
at Texas A&M	01/21/2024		15:15	1-3	.333	0-0	.000	2-2	1.000	0	6	6	7.0	5	2	3	1	0	4	8.9
at LSU	01/25/2024		12:02	1-1	1.000	0-0	.000	0-0	.000	0	1	1	6.7	3	0	1	1	0	2	8.5
Vanderbilt	01/28/2024		23:27	5-6	.833	0-0	.000	1-1	1.000	2	6	8	6.7	2	1	0	3	0	11	8.6
at Auburn	02/01/2024	*	30:56	5-6	.833	0-0	.000	4-5	.800	5	10	15	7.2	1	0	2	5	3	14	8.9
Ole Miss	02/04/2024	*	24:44	4-5	.800	0-0	.000	3-6	.500	4	6	10	7.3	2	1	1	1	1	11	9.0
Missouri	02/08/2024	*	26:38	4-9	.444	0-1	.000	1-3	.333	5	2	7	7.3	2	3	5	3	3	9	9.0
UConn	02/11/2024	*	29:19	7-12	.583	0-0	.000	1-2	.500	3	6	9	7.3	3	3	1	3	2	15	9.3
at Tennessee	02/15/2024		27:11	6-9	.667	0-0	.000	2-6	.333	3	7	10	7.5	2	1	3	1	4	14	9.5
Georgia	02/18/2024		15:17	1-1	1.000	0-0	.000	1-2	.500	1	2	3	7.3	4	1	0	3	2	3	9.2
Alabama	02/22/2024	*	24:42	4-12	.333	0-0	.000	6-8	.750	5	5	10	7.4	1	0	4	3	0	14	9.4
at Kentucky	02/25/2024	*	19:00	6-6	1.000	0-0	.000	1-1	1.000	0	3	3	7.2	2	4	1	0	2	13	9.5
at Arkansas	02/29/2024		21:23	9-12	.750	0-0	.000	3-5	.600	3	8	11	7.4	0	0	0	0	1	21	9.9
Tennessee	03/03/2024		19:08	5-11	.455	0-0	.000	3-6	.500	4	0	4	7.2	3	1	1	0	1	13	10.0
vs Texas A&M	03/08/2024		18:54	5-11	.455	0-0	.000	0-0	.000	3	2	5	7.2	4	1	4	1	0	10	10.0
vs Tennessee	03/09/2024		19:58	2-4	.500	0-0	.000	2-4	.500	4	1	5	7.1	4	0	1	1	2	6	9.9
vs LSU	03/10/2024		18:35	1-6	.167	0-0	.000	1-2	.500	2	4	6	7.1	3	0	2	5	1	3	9.7
Presbyterian	03/22/2024	*	23:10	3-6	.500	0-0	.000	1-2	.500	1	7	8	7.1	1	4	3	4	2	7	9.6
Totals		7	673:52	133-234	.568	0-1	.000	51-92	.554	89	145	234	7.1	79	40	48	81	41	317	9.6

Player Averages

Games Played	Minutes/game	Points/game	FG Pct	3FG Pct	FT Pct	Rebounds/game	Assists/game	Turnovers/game	Assist/Turnover ratio	Steals/game	Blocks/game
33	20.4	9.6	56.8	0.0	55.4	7.1	1.2	1.5	0.8	1.2	2.5

WATKINS, Ashlyn

SEASON	TEAM	GP-GS	MIN/AVG	Field Goals		3-Point		F-Throws		Rebounds				Scoring						
				FG-FGA	FG%	3FG-3FGA	3FG%	FT-FTA	FT%	OFF	DEF	TOT	AVG	PF-FO	A	TO	BLK	STL	PTS	AVG
2022-23	USC	32-0	342/10.7	67-119	.563	1-3	.333	23-49	.469	41	58	99	3.1	31-0	14	28	25	22	158	4.9
2023-24	USC	33-7	674/20.4	133-234	.568	0-1	.000	51-92	.554	89	145	234	7.1	79-2	40	48	81	41	317	9.6
TOTAL		65-7	1016/15.6	200-353	.567	1-4	.250	74-141	.525	130	203	333	5.1	110-2	54	76	106	63	475	7.3



2023-24 South Carolina Women's Basketball
Individual Game-by-Game
All games

Page 3/11
as of Mar 22, 2024

#5 JOHNSON, Tessa

Opponent	Date	GS	MIN	Total		3-Pointers		Free throws		Rebounds				PF	A	TO	BLK	STL	PTS	AVG
				FG-FGA	PCT	3FG-3FGA	PCT	FT-FTA	PCT	OFF	DEF	TOT	AVG							
vs Notre Dame	11/06/2023		12:28	0-2	.000	0-1	.000	1-2	.500	0	0	0	0.0	1	2	1	0	1	1	1.0
Maryland	11/12/2023		18:32	4-7	.571	2-4	.500	2-3	.667	0	7	7	3.5	3	4	2	0	3	12	6.5
at North Carolina	11/30/2023		09:24	0-0	.000	0-0	.000	0-0	.000	0	0	0	2.3	0	0	2	0	0	0	4.3
at Duke	12/03/2023		04:41	0-2	.000	0-1	.000	0-0	.000	1	0	1	2.0	0	0	0	0	0	0	3.3
Morgan St.	12/06/2023	*	26:09	7-9	.778	2-2	1.000	0-0	.000	0	1	1	1.8	0	1	0	0	1	16	5.8
vs Utah	12/10/2023		07:48	1-2	.500	0-1	.000	0-0	.000	0	0	0	1.5	0	0	0	0	1	2	5.2
Presbyterian	12/16/2023		24:42	5-6	.833	3-4	.750	0-0	.000	0	1	1	1.4	0	3	3	0	2	13	6.3
at Bowling Green	12/19/2023		13:12	1-2	.500	0-0	.000	2-2	1.000	1	0	1	1.4	2	0	0	0	0	4	6.0
at East Carolina	12/30/2023		20:53	0-5	.000	0-2	.000	0-0	.000	0	2	2	1.4	1	0	2	0	0	0	5.3
at Florida	01/04/2024		20:23	3-9	.333	0-3	.000	2-2	1.000	0	1	1	1.4	0	1	1	0	0	8	5.6
Mississippi St.	01/07/2024		16:17	2-3	.667	0-1	.000	0-0	.000	0	1	1	1.4	0	2	0	0	1	4	5.5
at Missouri	01/11/2024		16:32	2-8	.250	1-3	.333	1-1	1.000	0	1	1	1.3	0	0	0	0	1	6	5.5
Kentucky	01/15/2024		24:03	4-7	.571	3-4	.750	0-0	.000	0	2	2	1.4	0	0	3	0	2	11	5.9
at Texas A&M	01/21/2024		04:23	0-0	.000	0-0	.000	0-0	.000	0	0	0	1.3	0	1	0	0	0	0	5.5
at LSU	01/25/2024		05:02	0-1	.000	0-0	.000	0-0	.000	0	0	0	1.2	0	0	0	0	0	0	5.1
Vanderbilt	01/28/2024		13:03	2-2	1.000	1-1	1.000	1-2	.500	0	1	1	1.2	0	0	0	0	1	6	5.2
at Auburn	02/01/2024		16:14	2-6	.333	1-4	.250	3-3	1.000	0	2	2	1.2	0	1	1	0	0	8	5.4
Ole Miss	02/04/2024		22:31	1-2	.500	1-2	.500	0-0	.000	1	4	5	1.4	1	2	0	0	0	3	5.2
Missouri	02/08/2024		22:34	2-5	.400	2-5	.400	0-0	.000	2	3	5	1.6	0	5	0	0	2	6	5.3
UConn	02/11/2024		15:34	2-6	.333	2-5	.400	3-4	.750	0	2	2	1.7	1	0	0	0	0	9	5.5
at Tennessee	02/15/2024		10:54	1-5	.200	0-1	.000	1-2	.500	0	0	0	1.6	0	0	0	0	0	3	5.3
Georgia	02/18/2024		05:40	0-1	.000	0-1	.000	0-0	.000	0	0	0	1.5	0	0	1	0	0	0	5.1
Alabama	02/22/2024		22:11	3-4	.750	2-2	1.000	4-4	1.000	0	4	4	1.6	2	1	2	0	3	12	5.4
at Kentucky	02/25/2024		21:14	2-4	.500	1-1	1.000	0-0	.000	0	1	1	1.6	1	3	2	0	1	5	5.4
at Arkansas	02/29/2024		19:35	4-5	.800	4-5	.800	0-0	.000	1	4	5	1.7	2	1	4	0	0	12	5.6
Tennessee	03/03/2024		17:58	2-5	.400	0-1	.000	0-0	.000	0	2	2	1.7	0	2	1	0	1	4	5.6
vs Texas A&M	03/08/2024		27:42	3-5	.600	1-2	.500	6-7	.857	1	1	2	1.7	1	0	2	1	0	13	5.9
vs Tennessee	03/09/2024		19:54	3-8	.375	0-2	.000	2-2	1.000	1	0	1	1.7	3	3	1	0	1	8	5.9
vs LSU	03/10/2024		16:17	0-0	.000	0-0	.000	4-4	1.000	0	0	0	1.7	0	0	0	1	0	4	5.9
Presbyterian	03/22/2024	*	30:21	0-7	.000	0-4	.000	0-0	.000	2	2	4	1.7	0	2	2	0	1	0	5.7
Totals		2	506:10	56-128	.438	26-62	.419	32-38	.842	10	42	52	1.7	18	34	30	2	22	170	5.7

Player Averages

Games Played	Minutes/game	Points/game	FG Pct	3FG Pct	FT Pct	Rebounds/game	Assists/game	Turnovers/game	Assist/Turnover ratio	Steals/game	Blocks/game
30	16.9	5.7	43.8	41.9	84.2	1.7	1.1	1.0	1.1	0.7	0.1

JOHNSON, Tessa

		Field Goals		3-Point		F-Throws		Rebounds				Scoring								
SEASON	TEAM	GP-GS	MIN/AVG	FG-FGA	FG%	3FG-3FGA	3FG%	FT-FTA	FT%	OFF	DEF	TOT	AVG	PF-FO	A	TO	BLK	STL	PTS	AVG
2023-24	USC	30-2	506/16.9	56-128	.438	26-62	.419	32-38	.842	10	42	52	1.7	18-0	34	30	2	22	170	5.7
TOTAL		30-2	506/16.9	56-128	.438	26-62	.419	32-38	.842	10	42	52	1.7	18-0	34	30	2	22	170	5.7



**2023-24 South Carolina Women's Basketball
Individual Game-by-Game
All games**

Page 4/11
as of Mar 22, 2024

#10 CARDOSO, Kamilla

Opponent	Date	GS	MIN	Total		3-Pointers		Free throws		Rebounds				PF	A	TO	BLK	STL	PTS	AVG
				FG-FGA	PCT	3FG-3FGA	PCT	FT-FTA	PCT	OFF	DEF	TOT	AVG							
vs Notre Dame	11/06/2023	*	24:22	9-14	.643	0-0	.000	2-3	.667	6	9	15	15.0	2	1	2	4	0	20	20.0
Maryland	11/12/2023	*	24:52	5-7	.714	0-0	.000	2-2	1.000	1	6	7	11.0	4	2	1	2	0	12	16.0
Clemson	11/16/2023	*	22:57	6-9	.667	0-0	.000	3-7	.429	4	9	13	11.7	1	4	2	3	0	15	15.7
South Dakota St.	11/20/2023	*	32:10	8-12	.667	0-0	.000	7-8	.875	5	5	10	11.3	1	0	0	6	1	23	17.5
Mississippi Val.	11/24/2023	*	20:34	7-13	.538	0-0	.000	0-3	.000	5	5	10	11.0	1	3	0	5	0	14	16.8
at North Carolina	11/30/2023	*	32:52	2-5	.400	0-0	.000	2-4	.500	3	13	16	11.8	5	2	2	4	2	6	15.0
at Duke	12/03/2023	*	34:55	5-10	.500	0-0	.000	5-7	.714	3	11	14	12.1	0	2	3	0	2	15	15.0
Morgan St.	12/06/2023	*	20:20	4-5	.800	0-0	.000	2-2	1.000	1	6	7	11.5	0	0	2	2	0	10	14.4
vs Utah	12/10/2023	*	25:25	6-9	.667	0-0	.000	5-5	1.000	0	6	6	10.9	4	1	4	2	0	17	14.7
Presbyterian	12/16/2023	*	22:30	5-8	.625	0-0	.000	2-3	.667	5	4	9	10.7	1	3	1	7	0	12	14.4
at Bowling Green	12/19/2023	*	18:51	5-7	.714	0-0	.000	1-1	1.000	0	4	4	10.1	1	5	3	2	1	11	14.1
at East Carolina	12/30/2023	*	20:48	4-8	.500	0-0	.000	4-4	1.000	3	7	10	10.1	2	5	0	2	0	12	13.9
at Florida	01/04/2024	*	28:17	5-8	.625	0-0	.000	0-0	.000	3	12	15	10.5	0	1	3	1	1	10	13.6
Mississippi St.	01/07/2024	*	28:58	5-11	.455	0-0	.000	3-6	.500	7	7	14	10.7	2	6	2	1	0	13	13.6
at Missouri	01/11/2024	*	21:30	2-5	.400	0-0	.000	3-3	1.000	2	6	8	10.5	3	1	2	1	0	7	13.1
Kentucky	01/15/2024	*	21:35	6-9	.667	0-0	.000	0-1	.000	4	7	11	10.6	2	3	2	5	0	12	13.1
at Texas A&M	01/21/2024	*	25:15	7-9	.778	0-0	.000	3-4	.750	3	10	13	10.7	1	1	1	2	0	17	13.3
at LSU	01/25/2024	*	32:10	5-11	.455	0-0	.000	1-1	1.000	2	6	8	10.6	1	2	2	2	2	11	13.2
Vanderbilt	01/28/2024	*	23:46	9-14	.643	0-0	.000	5-7	.714	4	2	6	10.3	1	0	3	2	0	23	13.7
at Auburn	02/01/2024	*	26:12	5-11	.455	0-0	.000	3-6	.500	4	2	6	10.1	2	0	2	3	0	13	13.7
Ole Miss	02/04/2024	*	20:16	6-10	.600	0-0	.000	5-8	.625	0	4	4	9.8	3	3	1	4	2	17	13.8
at Tennessee	02/15/2024	*	28:45	8-15	.533	0-0	.000	2-4	.500	6	4	10	9.8	2	3	2	3	1	18	14.0
Georgia	02/18/2024	*	25:51	5-10	.500	0-0	.000	6-11	.545	8	8	16	10.1	2	5	1	3	3	16	14.1
at Arkansas	02/29/2024	*	15:51	5-8	.625	0-0	.000	1-2	.500	1	2	3	9.8	0	1	0	1	0	11	14.0
Tennessee	03/03/2024	*	24:03	6-13	.462	0-0	.000	6-7	.857	9	5	14	10.0	5	2	1	0	1	18	14.1
vs Texas A&M	03/08/2024	*	24:25	6-7	.857	0-0	.000	5-6	.833	5	1	6	9.8	3	3	1	1	0	17	14.2
vs Tennessee	03/09/2024	*	29:24	6-10	.600	1-1	1.000	0-1	.000	2	3	5	9.6	3	1	2	3	0	13	14.2
vs LSU	03/10/2024	*	22:27	4-9	.444	0-0	.000	0-0	.000	3	3	6	9.5	4	0	3	3	0	8	14.0
Totals			27 699:22	156-267	.584	1-1	1.000	78-116	.672	99	167	266	9.5	56	60	48	74	16	391	14.0

Player Averages

Games Played	Minutes/game	Points/game	FG Pct	3FG Pct	FT Pct	Rebounds/game	Assists/game	Turnovers/game	Assist/Turnover ratio	Steals/game	Blocks/game
28	25.0	14.0	58.4	100.0	67.2	9.5	2.1	1.7	1.3	0.6	2.6

CARDOSO, Kamilla

SEASON	TEAM	GP-GS	MIN/AVG	Field Goals		3-Point		F-Throws		Rebounds				Scoring						
				FG-FGA	FG%	3FG-3FGA	3FG%	FT-FTA	FT%	OFF	DEF	TOT	AVG	PF-FO	A	TO	BLK	STL	PTS	AVG
2020-21	SU	24-23	565/23.5	132-229	.576	0-1	.000	62-103	.602	82	111	193	8.0	65-0	16	42	65	15	326	13.6
2021-22	USC	32-0	424/13.3	68-123	.553	0-0	.000	38-53	.717	61	103	164	5.1	49-0	31	39	46	11	174	5.4
2022-23	USC	36-0	678/18.8	138-247	.559	0-0	.000	77-111	.694	134	173	307	8.5	69-1	33	39	70	14	353	9.8
2023-24	USC	28-27	699/25.0	156-267	.584	1-1	1.000	78-116	.672	99	167	266	9.5	56-2	60	48	74	16	391	14.0
TOTAL FOR USC		96-27	1801/18.8	362-637	.568	1-1	1.000	193-280	.689	294	443	737	7.7	174-3	124	126	190	41	918	9.6
TOTAL		120-50	2366/19.7	494-866	.570	1-2	.500	255-383	.666	376	554	930	7.8	239-3	140	168	255	56	1244	10.4



**2023-24 South Carolina Women's Basketball
Individual Game-by-Game
All games**

Page 5/11
as of Mar 22, 2024

#12 FULWILEY, MiLaysia

Opponent	Date	GS	MIN	Total		3-Pointers		Free throws		Rebounds				PF	A	TO	BLK	STL	PTS	AVG
				FG-FGA	PCT	3FG-3FGA	PCT	FT-FTA	PCT	OFF	DEF	TOT	AVG							
vs Notre Dame	11/06/2023		25:57	8-14	.571	1-4	.250	0-2	.000	0	1	1	1.0	2	6	1	1	6	17	17.0
Maryland	11/12/2023		14:46	4-8	.500	2-4	.500	2-2	1.000	0	1	1	1.0	2	2	1	2	2	12	14.5
Clemson	11/16/2023		16:11	7-13	.538	4-7	.571	0-0	.000	3	6	9	3.7	5	3	3	0	1	18	15.7
South Dakota St.	11/20/2023	*	34:16	5-16	.313	0-4	.000	1-1	1.000	2	3	5	4.0	2	3	2	2	0	11	14.5
Mississippi Val.	11/24/2023		26:14	6-12	.500	0-5	.000	5-7	.714	0	4	4	4.0	3	5	4	2	1	17	15.0
at North Carolina	11/30/2023		03:23	0-1	.000	0-0	.000	0-0	.000	0	0	0	3.3	1	0	0	1	0	0	12.5
at Duke	12/03/2023		16:39	3-5	.600	1-2	.500	2-2	1.000	0	0	0	2.9	2	1	2	2	1	9	12.0
Morgan St.	12/06/2023		21:03	4-8	.500	0-3	.000	6-8	.750	0	1	1	2.6	3	6	3	1	1	14	12.3
vs Utah	12/10/2023		10:09	4-5	.800	3-3	1.000	0-0	.000	0	2	2	2.6	2	1	4	1	0	11	12.1
Presbyterian	12/16/2023	*	20:45	8-16	.500	2-7	.286	0-0	.000	1	6	7	3.0	0	4	0	3	4	18	12.7
at Bowling Green	12/19/2023		19:22	2-8	.250	0-2	.000	2-2	1.000	1	2	3	3.0	2	1	2	0	2	6	12.1
at East Carolina	12/30/2023		24:22	4-10	.400	1-3	.333	3-6	.500	2	7	9	3.5	3	3	2	0	2	12	12.1
at Florida	01/04/2024		17:32	5-10	.500	0-2	.000	0-0	.000	0	2	2	3.4	4	0	4	2	0	10	11.9
Mississippi St.	01/07/2024		14:21	2-5	.400	0-1	.000	5-5	1.000	0	1	1	3.2	3	0	1	1	1	9	11.7
at Missouri	01/11/2024		10:14	0-5	.000	0-3	.000	0-0	.000	0	2	2	3.1	0	1	1	0	0	0	10.9
Kentucky	01/15/2024		22:35	5-8	.625	3-4	.750	1-1	1.000	1	2	3	3.1	2	1	2	0	3	14	11.1
at Texas A&M	01/21/2024		19:44	8-12	.667	3-5	.600	2-3	.667	0	1	1	3.0	1	3	2	0	1	21	11.7
at LSU	01/25/2024		10:08	3-6	.500	2-5	.400	0-0	.000	1	3	4	3.1	1	0	2	0	1	8	11.5
Vanderbilt	01/28/2024		20:15	3-11	.273	2-9	.222	2-2	1.000	1	1	2	3.0	4	3	1	1	1	10	11.4
at Auburn	02/01/2024		25:04	6-13	.462	0-1	.000	3-3	1.000	0	2	2	3.0	3	0	3	1	2	15	11.6
Ole Miss	02/04/2024		20:55	5-12	.417	0-1	.000	4-6	.667	1	0	1	2.9	3	1	2	1	2	14	11.7
Missouri	02/08/2024		23:51	8-18	.444	2-6	.333	1-2	.500	0	1	1	2.8	2	4	0	0	6	19	12.0
UConn	02/11/2024		21:25	2-10	.200	0-2	.000	2-2	1.000	1	3	4	2.8	3	3	1	0	2	6	11.8
at Tennessee	02/15/2024		11:03	2-6	.333	1-1	1.000	0-0	.000	0	2	2	2.8	2	0	0	0	1	5	11.5
Georgia	02/18/2024		15:56	1-5	.200	0-2	.000	2-2	1.000	1	2	3	2.8	2	5	2	0	3	4	11.2
Alabama	02/22/2024		22:16	3-9	.333	1-3	.333	2-3	.667	0	3	3	2.8	4	2	3	1	0	9	11.1
at Kentucky	02/25/2024		24:49	2-4	.500	1-3	.333	12-12	1.000	0	3	3	2.8	2	3	1	0	3	17	11.3
at Arkansas	02/29/2024		18:32	7-13	.538	1-6	.167	2-4	.500	1	3	4	2.9	2	2	2	0	4	17	11.5
Tennessee	03/03/2024	*	20:21	4-12	.333	1-4	.250	4-7	.571	2	3	5	2.9	2	3	2	0	3	13	11.6
vs Texas A&M	03/08/2024		16:45	1-6	.167	0-0	.000	4-4	1.000	0	3	3	2.9	2	4	1	0	0	6	11.4
vs Tennessee	03/09/2024		12:57	5-11	.455	0-1	.000	3-4	.750	2	2	4	3.0	1	0	0	0	1	13	11.5
vs LSU	03/10/2024		16:41	8-12	.667	4-5	.800	4-4	1.000	0	0	0	2.9	2	2	2	0	2	24	11.8
Presbyterian	03/22/2024		21:07	6-11	.545	5-10	.500	0-0	.000	1	0	1	2.8	2	3	0	1	0	17	12.0
Totals		3	619:39	141-315	.448	40-118	.339	74-94	.787	21	72	93	2.8	74	75	56	23	56	396	12.0

Player Averages

Games Played	Minutes/game	Points/game	FG Pct	3FG Pct	FT Pct	Rebounds/game	Assists/game	Turnovers/game	Assist/Turnover ratio	Steals/game	Blocks/game
33	18.8	12.0	44.8	33.9	78.7	2.8	2.3	1.7	1.3	1.7	0.7

FULWILEY, Milaysia

		Field Goals		3-Point		F-Throws		Rebounds				Scoring								
SEASON	TEAM	GP-GS	MIN/AVG	FG-FGA	FG%	3FG-3FGA	3FG%	FT-FTA	FT%	OFF	DEF	TOT	AVG	PF-FO	A	TO	BLK	STL	PTS	AVG
2023-24	USC	33-3	620/18.8	141-315	.448	40-118	.339	74-94	.787	21	72	93	2.8	74-1	75	56	23	56	396	12.0
TOTAL		33-3	620/18.8	141-315	.448	40-118	.339	74-94	.787	21	72	93	2.8	74-1	75	56	23	56	396	12.0



**2023-24 South Carolina Women's Basketball
Individual Game-by-Game
All games**

Page 6/11
as of Mar 22, 2024

#20 FEAGIN, Sania

Opponent	Date	GS	MIN	Total		3-Pointers		Free throws		Rebounds				PF	A	TO	BLK	STL	PTS	AVG
				FG-FGA	PCT	3FG-3FGA	PCT	FT-FTA	PCT	OFF	DEF	TOT	AVG							
vs Notre Dame	11/06/2023		13:56	6-9	.667	0-0	.000	0-0	.000	3	1	4	4.0	2	0	2	0	0	12	12.0
Maryland	11/12/2023		13:36	4-7	.571	0-0	.000	0-0	.000	3	3	6	5.0	3	1	0	0	0	8	10.0
Clemson	11/16/2023		20:42	2-6	.333	0-2	.000	2-4	.500	2	4	6	5.3	1	1	1	0	1	6	8.7
South Dakota St.	11/20/2023		15:29	3-8	.375	0-0	.000	0-0	.000	2	4	6	5.5	0	1	0	1	1	6	8.0
Mississippi Val.	11/24/2023		21:04	5-8	.625	0-0	.000	2-2	1.000	2	3	5	5.4	2	4	3	2	0	12	8.8
at North Carolina	11/30/2023		02:38	0-2	.000	0-0	.000	0-0	.000	0	0	0	4.5	0	0	0	0	0	0	7.3
at Duke	12/03/2023		04:08	0-0	.000	0-0	.000	1-2	.500	0	1	1	4.0	0	0	1	0	0	1	6.4
Morgan St.	12/06/2023		15:36	5-6	.833	0-0	.000	0-0	.000	1	5	6	4.3	0	1	1	1	1	10	6.9
vs Utah	12/10/2023		09:16	1-2	.500	0-0	.000	1-2	.500	1	2	3	4.1	3	1	2	0	1	3	6.4
Presbyterian	12/16/2023		15:04	1-2	.500	0-0	.000	0-0	.000	0	2	2	3.9	1	1	1	0	0	2	6.0
at Bowling Green	12/19/2023		12:07	2-5	.400	0-0	.000	1-1	1.000	2	3	5	4.0	3	2	2	0	1	5	5.9
at East Carolina	12/30/2023		16:57	4-7	.571	0-0	.000	1-4	.250	2	2	4	4.0	2	0	2	2	0	9	6.2
at Florida	01/04/2024		08:11	0-1	.000	0-0	.000	0-0	.000	0	2	2	3.8	1	1	3	0	1	0	5.7
Mississippi St.	01/07/2024		02:43	0-1	.000	0-0	.000	0-0	.000	0	1	1	3.6	0	0	1	0	0	0	5.3
at Missouri	01/11/2024		18:30	4-5	.800	0-0	.000	2-2	1.000	2	2	4	3.7	1	4	0	0	1	10	5.6
Kentucky	01/15/2024		15:59	4-6	.667	0-0	.000	0-2	.000	0	2	2	3.6	2	1	0	0	1	8	5.8
at Texas A&M	01/21/2024		20:53	5-6	.833	1-1	1.000	4-4	1.000	1	3	4	3.6	4	0	3	2	0	15	6.3
at LSU	01/25/2024		14:11	3-3	1.000	0-0	.000	0-2	.000	2	2	4	3.6	2	1	1	0	0	6	6.3
Vanderbilt	01/28/2024		14:53	3-5	.600	0-0	.000	3-4	.750	1	0	1	3.5	3	1	1	0	0	9	6.4
at Auburn	02/01/2024		13:01	2-3	.667	0-0	.000	0-0	.000	0	1	1	3.4	4	0	0	0	0	4	6.3
Ole Miss	02/04/2024		10:31	3-3	1.000	0-0	.000	4-4	1.000	0	1	1	3.2	2	1	1	0	0	10	6.5
Missouri	02/08/2024		17:43	3-5	.600	0-0	.000	5-6	.833	2	3	5	3.3	2	2	0	1	0	11	6.7
UConn	02/11/2024		14:05	2-2	1.000	0-0	.000	0-0	.000	1	2	3	3.3	2	0	3	0	1	4	6.6
at Tennessee	02/15/2024		07:49	3-3	1.000	0-0	.000	1-2	.500	1	0	1	3.2	3	0	0	0	0	7	6.6
Georgia	02/18/2024		08:37	1-1	1.000	0-0	.000	0-0	.000	0	0	0	3.1	1	0	1	0	0	2	6.4
Alabama	02/22/2024		17:10	4-10	.400	0-0	.000	2-3	.667	2	5	7	3.2	1	0	1	1	0	10	6.5
at Kentucky	02/25/2024		24:38	6-12	.500	0-0	.000	4-4	1.000	1	5	6	3.3	2	4	2	5	1	16	6.9
at Arkansas	02/29/2024	*	22:24	3-4	.750	0-0	.000	1-2	.500	4	5	9	3.5	1	3	1	0	0	7	6.9
Tennessee	03/03/2024	*	18:29	0-3	.000	0-0	.000	1-2	.500	1	2	3	3.5	3	1	0	2	0	1	6.7
vs Texas A&M	03/08/2024		17:34	3-5	.600	0-0	.000	0-0	.000	1	2	3	3.5	2	1	3	0	0	6	6.7
vs Tennessee	03/09/2024		11:09	3-4	.750	0-0	.000	0-0	.000	0	1	1	3.4	2	0	0	0	0	6	6.6
vs LSU	03/10/2024		22:16	1-4	.250	0-1	.000	2-4	.500	2	2	4	3.4	3	1	0	2	2	4	6.6
Presbyterian	03/22/2024	*	32:21	5-10	.500	0-1	.000	2-2	1.000	3	7	10	3.6	2	2	1	1	1	12	6.7
Totals		3	493:40	91-158	.576	1-5	.200	39-58	.672	42	78	120	3.6	60	35	37	20	13	222	6.7

Player Averages

Games Played	Minutes/game	Points/game	FG Pct	3FG Pct	FT Pct	Rebounds/game	Assists/game	Turnovers/game	Assist/Turnover ratio	Steals/game	Blocks/game
33	15.0	6.7	57.6	20.0	67.2	3.6	1.1	1.1	0.9	0.4	0.6

FEAGIN, Sania

SEASON	TEAM	GP-GS	MIN/AVG	Field Goals		3-Point		F-Throws		Rebounds				Scoring						
				FG-FGA	FG%	3FG-3FGA	3FG%	FT-FTA	FT%	OFF	DEF	TOT	AVG	PF-FO	A	TO	BLK	STL	PTS	AVG
2021-22	USC	31-0	132/4.3	21-34	.618	0-0	.000	16-28	.571	14	31	45	1.5	19-0	6	18	12	5	58	1.9
2022-23	USC	27-0	213/7.9	54-90	.600	1-1	1.000	22-30	.733	29	36	65	2.4	31-0	7	22	19	4	131	4.9
2023-24	USC	33-3	494/15.0	91-158	.576	1-5	.200	39-58	.672	42	78	120	3.6	60-0	35	37	20	13	222	6.7
TOTAL		91-3	838/9.2	166-282	.589	2-6	.333	77-116	.664	85	145	230	2.5	110-0	48	77	51	22	411	4.5



**2023-24 South Carolina Women's Basketball
Individual Game-by-Game
All games**

Page 7/11
as of Mar 22, 2024

#21 KITTS, Chloe

Opponent	Date	GS	MIN	Total		3-Pointers		Free throws		Rebounds				PF	A	TO	BLK	STL	PTS	AVG	
				FG-FGA	PCT	3FG-3FGA	PCT	FT-FTA	PCT	OFF	DEF	TOT	AVG								
vs Notre Dame	11/06/2023	*	12:55	2-3	.667	0-0	.000	3-3	1.000	0	1	1	1.0	1	2	1	2	0	7	7.0	
Maryland	11/12/2023	*	20:38	5-11	.455	0-0	.000	3-6	.500	3	7	10	5.5	0	1	0	1	1	13	10.0	
Clemson	11/16/2023	*	10:28	5-6	.833	0-0	.000	2-3	.667	1	1	2	4.3	0	1	0	0	1	12	10.7	
South Dakota St.	11/20/2023	*	19:05	2-7	.286	0-1	.000	1-4	.250	3	6	9	5.5	2	0	1	1	0	5	9.3	
Mississippi Val.	11/24/2023	*	18:50	4-7	.571	0-0	.000	3-4	.750	1	4	5	5.4	1	1	0	2	0	11	9.6	
at North Carolina	11/30/2023	*	19:49	3-10	.300	0-0	.000	5-6	.833	1	2	3	5.0	2	0	2	0	0	11	9.8	
at Duke	12/03/2023	*	31:16	6-12	.500	0-0	.000	2-2	1.000	1	8	9	5.6	2	3	2	1	0	14	10.4	
Morgan St.	12/06/2023	*	19:21	2-4	.500	0-0	.000	3-4	.750	3	11	14	6.6	0	4	4	0	1	7	10.0	
vs Utah	12/10/2023	*	24:38	4-7	.571	0-0	.000	3-6	.500	2	5	7	6.7	2	4	2	0	0	11	10.1	
Presbyterian	12/16/2023	*	20:13	4-7	.571	0-0	.000	3-6	.500	4	6	10	7.0	0	2	2	0	0	11	10.2	
at Bowling Green	12/19/2023	*	22:06	10-12	.833	0-0	.000	1-1	1.000	1	5	6	6.9	1	1	0	1	1	21	11.2	
at East Carolina	12/30/2023	*	19:17	1-5	.200	0-0	.000	5-6	.833	4	6	10	7.2	0	3	2	1	0	7	10.8	
at Florida	01/04/2024	*	14:28	1-5	.200	0-0	.000	3-4	.750	2	5	7	7.2	2	1	0	0	0	5	10.4	
Mississippi St.	01/07/2024	*	16:15	5-10	.500	0-0	.000	2-2	1.000	3	1	4	6.9	2	0	2	0	1	12	10.5	
at Missouri	01/11/2024	*	10:03	1-2	.500	0-0	.000	0-0	.000	0	2	2	6.6	3	0	2	0	0	2	9.9	
Kentucky	01/15/2024	*	14:08	4-5	.800	0-0	.000	1-2	.500	1	3	4	6.4	0	0	1	1	2	9	9.9	
at Texas A&M	01/21/2024	*	20:51	6-8	.750	0-0	.000	1-1	1.000	1	9	10	6.6	3	5	2	1	1	13	10.1	
at LSU	01/25/2024	*	21:37	6-9	.667	1-1	1.000	1-4	.250	2	1	3	6.4	2	1	1	0	0	14	10.3	
Vanderbilt	01/28/2024	*	17:54	1-5	.200	0-0	.000	0-0	.000	1	3	4	6.3	2	1	1	1	0	2	9.8	
Ole Miss	02/04/2024	*	14:53	1-3	.333	0-0	.000	0-0	.000	1	1	2	6.1	1	0	3	0	1	2	9.5	
Missouri	02/08/2024	*	23:13	6-10	.600	0-0	.000	0-0	.000	3	5	8	6.2	0	2	2	5	0	12	9.6	
UConn	02/11/2024	*	29:22	7-11	.636	0-0	.000	0-0	.000	2	2	4	6.1	5	1	3	1	0	14	9.8	
at Tennessee	02/15/2024	*	16:15	3-6	.500	0-0	.000	0-0	.000	2	2	4	6.0	2	2	4	0	1	6	9.6	
Georgia	02/18/2024	*	26:43	5-10	.500	0-0	.000	2-2	1.000	1	6	7	6.0	1	2	3	0	1	12	9.7	
Alabama	02/22/2024	*	20:45	3-8	.375	0-0	.000	3-4	.750	3	4	7	6.1	2	2	0	1	2	9	9.7	
at Kentucky	02/25/2024	*	25:10	5-10	.500	0-0	.000	0-2	.000	0	12	12	6.3	1	5	1	2	0	10	9.7	
at Arkansas	02/29/2024	*	17:18	4-6	.667	0-0	.000	2-2	1.000	2	3	5	6.3	2	2	1	0	1	10	9.7	
Tennessee	03/03/2024	*	13:06	0-3	.000	0-0	.000	0-0	.000	0	2	2	6.1	3	0	1	0	0	0	9.4	
vs Texas A&M	03/08/2024	*	17:53	4-8	.500	0-0	.000	0-1	.000	2	4	6	6.1	3	1	2	0	0	8	9.3	
vs Tennessee	03/09/2024	*	17:14	4-6	.667	0-0	.000	0-0	.000	2	4	6	6.1	1	0	0	0	1	8	9.3	
vs LSU	03/10/2024	*	13:47	2-3	.667	0-0	.000	2-2	1.000	1	3	4	6.0	2	0	2	0	0	6	9.2	
Presbyterian	03/22/2024	*	25:32	9-9	1.000	0-0	.000	3-4	.750	4	9	13	6.3	0	0	0	1	1	21	9.5	
Totals			28	615:03	125-228	.548	1-2	.500	54-81	.667	57	143	200	6.3	48	47	47	22	16	305	9.5

Player Averages

Games Played	Minutes/game	Points/game	FG Pct	3FG Pct	FT Pct	Rebounds/game	Assists/game	Turnovers/game	Assist/Turnover ratio	Steals/game	Blocks/game
32	19.2	9.5	54.8	50.0	66.7	6.3	1.5	1.5	1.0	0.5	0.7

KITTS, Chloe

SEASON	TEAM	GP-GS	MIN/AVG	Field Goals		3-Point		F-Throws		Rebounds				Scoring						
				FG-FGA	FG%	3FG-3FGA	3FG%	FT-FTA	FT%	OFF	DEF	TOT	AVG	PF-FO	A	TO	BLK	STL	PTS	AVG
2022-23	USC	18-0	124/6.9	12-32	.375	1-4	.250	4-8	.500	9	20	29	1.6	11-0	12	8	1	4	29	1.6
2023-24	USC	32-28	615/19.2	125-228	.548	1-2	.500	54-81	.667	57	143	200	6.3	48-1	47	47	22	16	305	9.5
TOTAL		50-28	740/14.8	137-260	.527	2-6	.333	58-89	.652	66	163	229	4.6	59-1	59	55	23	20	334	6.7



**2023-24 South Carolina Women's Basketball
Individual Game-by-Game
All games**

Page 8/11
as of Mar 22, 2024

#23 HALL, Bree

Opponent	Date	GS	MIN	Total		3-Pointers		Free throws		Rebounds				PF	A	TO	BLK	STL	PTS	AVG
				FG-FGA	PCT	3FG-3FGA	PCT	FT-FTA	PCT	OFF	DEF	TOT	AVG							
vs Notre Dame	11/06/2023	*	26:25	2-8	.250	1-4	.250	2-2	1.000	1	2	3	3.0	0	1	0	0	0	7	7.0
Maryland	11/12/2023	*	23:53	5-9	.556	2-4	.500	0-0	.000	1	0	1	2.0	2	2	2	1	0	12	9.5
Clemson	11/16/2023	*	23:34	3-10	.300	1-5	.200	1-2	.500	0	5	5	3.0	1	1	2	1	1	8	9.0
South Dakota St.	11/20/2023	*	25:52	2-9	.222	0-3	.000	1-2	.500	2	5	7	4.0	0	2	0	1	1	5	8.0
Mississippi Val.	11/24/2023	*	22:02	2-9	.222	1-6	.167	0-0	.000	2	0	2	3.6	0	3	2	0	1	5	7.4
at North Carolina	11/30/2023	*	33:04	5-6	.833	3-4	.750	2-2	1.000	0	1	1	3.2	3	0	1	1	0	15	8.7
at Duke	12/03/2023	*	35:20	4-7	.571	3-4	.750	2-2	1.000	0	3	3	3.1	0	1	3	0	1	13	9.3
Morgan St.	12/06/2023	*	15:20	3-5	.600	3-4	.750	0-0	.000	0	1	1	2.9	0	3	1	0	1	9	9.3
vs Utah	12/10/2023	*	34:23	3-8	.375	0-3	.000	1-1	1.000	0	4	4	3.0	0	0	1	2	0	7	9.0
Presbyterian	12/16/2023	*	23:02	3-7	.429	2-5	.400	2-2	1.000	0	3	3	3.0	1	0	0	0	1	10	9.1
at Bowling Green	12/19/2023	*	28:19	7-9	.778	4-6	.667	0-2	.000	0	2	2	2.9	2	2	1	0	1	18	9.9
at East Carolina	12/30/2023	*	21:06	2-3	.667	1-1	1.000	0-2	.000	1	1	2	2.8	2	0	0	0	1	5	9.5
at Florida	01/04/2024	*	25:19	5-7	.714	2-3	.667	3-4	.750	1	3	4	2.9	1	0	0	0	0	15	9.9
Mississippi St.	01/07/2024	*	28:50	6-9	.667	3-4	.750	0-0	.000	0	3	3	2.9	0	1	0	0	1	15	10.3
at Missouri	01/11/2024	*	33:25	8-10	.800	4-4	1.000	1-2	.500	0	4	4	3.0	2	0	4	2	0	21	11.0
Kentucky	01/15/2024	*	22:11	3-9	.333	1-4	.250	0-0	.000	1	3	4	3.1	0	2	0	0	0	7	10.8
at Texas A&M	01/21/2024	*	28:13	3-6	.500	2-4	.500	0-0	.000	0	6	6	3.2	0	3	0	1	1	8	10.6
at LSU	01/25/2024	*	30:26	4-10	.400	2-4	.500	0-0	.000	0	5	5	3.3	0	1	0	1	3	10	10.6
Vanderbilt	01/28/2024	*	29:17	4-6	.667	1-3	.333	2-2	1.000	3	1	4	3.4	1	3	0	0	0	11	10.6
at Auburn	02/01/2024	*	24:13	0-6	.000	0-2	.000	0-0	.000	1	1	2	3.3	2	1	1	0	0	0	10.1
Ole Miss	02/04/2024	*	26:29	3-7	.429	0-2	.000	4-5	.800	3	4	7	3.5	2	1	2	1	1	10	10.0
Missouri	02/08/2024	*	26:46	5-10	.500	0-0	.000	0-0	.000	4	3	7	3.6	2	0	0	0	0	10	10.0
UConn	02/11/2024	*	21:32	1-8	.125	0-4	.000	2-2	1.000	0	0	0	3.5	0	1	0	1	0	4	9.8
at Tennessee	02/15/2024	*	28:21	2-11	.182	1-3	.333	2-2	1.000	1	2	3	3.5	2	2	2	0	0	7	9.7
Georgia	02/18/2024	*	28:22	3-9	.333	3-8	.375	0-0	.000	1	0	1	3.4	3	2	4	0	0	9	9.6
Alabama	02/22/2024	*	31:23	6-9	.667	1-3	.333	0-0	.000	0	1	1	3.3	1	0	1	1	0	13	9.8
at Kentucky	02/25/2024	*	27:29	8-10	.800	2-3	.667	0-0	.000	0	1	1	3.2	4	1	2	0	1	18	10.1
at Arkansas	02/29/2024	*	24:40	2-5	.400	0-2	.000	0-0	.000	0	1	1	3.1	0	2	1	0	0	4	9.9
Tennessee	03/03/2024	*	28:42	5-16	.313	1-4	.250	2-2	1.000	4	2	6	3.2	1	0	0	3	1	13	10.0
vs Texas A&M	03/08/2024	*	21:32	2-3	.667	1-2	.500	0-2	.000	0	1	1	3.1	1	3	3	0	1	5	9.8
vs Tennessee	03/09/2024	*	26:35	2-9	.222	1-4	.250	1-2	.500	1	3	4	3.2	1	2	1	1	0	6	9.7
vs LSU	03/10/2024	*	22:51	4-8	.500	0-3	.000	1-1	1.000	0	3	3	3.2	1	2	1	0	0	9	9.7
Totals			32 848:56	117-258	.453	46-115	.400	29-41	.707	27	74	101	3.2	35	42	35	17	17	309	9.7

Player Averages

Games Played	Minutes/game	Points/game	FG Pct	3FG Pct	FT Pct	Rebounds/game	Assists/game	Turnovers/game	Assist/Turnover ratio	Steals/game	Blocks/game
32	26.5	9.7	45.3	40.0	70.7	3.2	1.3	1.1	1.2	0.5	0.5

HALL, Bree

SEASON	TEAM	GP-GS	MIN/AVG	Field Goals		3-Point		F-Throws		Rebounds				Scoring						
				FG-FGA	FG%	3FG-3FGA	3FG%	FT-FTA	FT%	OFF	DEF	TOT	AVG	PF-FO	A	TO	BLK	STL	PTS	AVG
2021-22	USC	36-0	334/9.3	32-102	.314	14-46	.304	19-30	.633	12	41	53	1.5	43-0	1	23	1	5	97	2.7
2022-23	USC	35-0	487/13.9	66-163	.405	23-64	.359	19-31	.613	23	42	65	1.9	37-0	10	16	11	11	174	5.0
2023-24	USC	32-32	849/26.5	117-258	.453	46-115	.400	29-41	.707	27	74	101	3.2	35-0	42	35	17	17	309	9.7
TOTAL		103-32	1670/16.2	215-523	.411	83-225	.369	67-102	.657	62	157	219	2.1	115-0	53	74	29	33	580	5.6



**2023-24 South Carolina Women's Basketball
Individual Game-by-Game
All games**

Page 10/11
as of Mar 22, 2024

#25 JOHNSON, Raven

Opponent	Date	GS	MIN	Total		3-Pointers		Free throws		Rebounds				PF	A	TO	BLK	STL	PTS	AVG
				FG-FGA	PCT	3FG-3FGA	PCT	FT-FTA	PCT	OFF	DEF	TOT	AVG							
vs Notre Dame	11/06/2023	*	22:02	5-10	.500	1-3	.333	0-0	.000	0	2	2	2.0	3	7	2	0	1	11	11.0
Maryland	11/12/2023	*	29:08	3-8	.375	2-3	.667	0-0	.000	0	3	3	2.5	1	8	1	0	1	8	9.5
Clemson	11/16/2023	*	32:26	3-8	.375	0-3	.000	0-0	.000	2	6	8	4.3	2	17	2	0	5	6	8.3
South Dakota St.	11/20/2023	*	29:21	9-13	.692	0-2	.000	0-1	.000	2	1	3	4.0	0	6	1	0	5	18	10.8
Mississippi Val.	11/24/2023	*	24:25	4-5	.800	2-3	.667	2-2	1.000	1	7	8	4.8	0	5	1	0	5	12	11.0
at North Carolina	11/30/2023	*	37:07	3-8	.375	0-1	.000	3-6	.500	0	7	7	5.2	2	2	4	0	3	9	10.7
at Duke	12/03/2023	*	37:18	4-7	.571	3-4	.750	0-0	.000	0	4	4	5.0	1	4	3	0	2	11	10.7
Morgan St.	12/06/2023	*	21:04	5-5	1.000	2-2	1.000	0-0	.000	0	2	2	4.6	1	5	2	0	2	12	10.9
vs Utah	12/10/2023	*	32:38	1-6	.167	0-2	.000	0-0	.000	0	2	2	4.3	2	4	5	0	1	2	9.9
at Bowling Green	12/19/2023	*	23:39	2-4	.500	1-2	.500	0-0	.000	0	2	2	4.1	2	4	0	0	2	5	9.4
at East Carolina	12/30/2023	*	22:45	1-2	.500	0-1	.000	2-4	.500	2	5	7	4.4	0	3	0	0	1	4	8.9
at Florida	01/04/2024	*	26:09	6-9	.667	0-1	.000	4-4	1.000	1	3	4	4.3	1	5	1	0	4	16	9.5
Mississippi St.	01/07/2024	*	27:13	2-8	.250	1-2	.500	2-2	1.000	1	4	5	4.4	1	2	1	0	1	7	9.3
at Missouri	01/11/2024	*	29:01	5-9	.556	0-1	.000	0-0	.000	0	2	2	4.2	1	2	2	1	3	10	9.4
Kentucky	01/15/2024	*	18:57	5-9	.556	1-2	.500	0-0	.000	0	3	3	4.1	1	6	0	0	2	11	9.5
at Texas A&M	01/21/2024	*	21:12	3-5	.600	0-0	.000	0-0	.000	0	0	0	3.9	3	4	0	0	1	6	9.3
at LSU	01/25/2024	*	35:47	5-12	.417	0-3	.000	3-4	.750	2	7	9	4.2	1	4	3	0	0	13	9.5
Vanderbilt	01/28/2024	*	26:12	4-7	.571	2-3	.667	0-0	.000	1	2	3	4.1	0	7	0	0	1	10	9.5
at Auburn	02/01/2024	*	26:52	4-11	.364	1-3	.333	1-2	.500	1	4	5	4.2	0	6	3	0	2	10	9.5
Ole Miss	02/04/2024	*	26:47	1-4	.250	0-1	.000	3-6	.500	0	4	4	4.2	2	6	0	0	2	5	9.3
Missouri	02/08/2024	*	23:52	3-8	.375	0-0	.000	0-1	.000	3	5	8	4.3	0	2	3	1	4	6	9.1
UConn	02/11/2024	*	30:43	4-10	.400	0-1	.000	2-2	1.000	2	10	12	4.7	0	5	2	0	2	10	9.2
at Tennessee	02/15/2024	*	35:18	1-6	.167	0-1	.000	0-0	.000	3	12	15	5.1	2	5	1	0	1	2	8.9
Georgia	02/18/2024	*	37:20	4-8	.500	1-5	.200	0-0	.000	1	4	5	5.1	2	2	3	1	1	9	8.9
Alabama	02/22/2024	*	17:38	0-5	.000	0-2	.000	0-2	.000	2	3	5	5.1	0	2	1	1	2	0	8.5
at Kentucky	02/25/2024	*	24:49	3-5	.600	1-1	1.000	2-2	1.000	3	3	6	5.2	1	5	4	1	2	9	8.5
at Arkansas	02/29/2024	*	25:00	1-5	.200	1-2	.500	1-2	.500	0	6	6	5.2	0	7	1	0	3	4	8.4
Tennessee	03/03/2024	*	21:21	0-6	.000	0-2	.000	0-0	.000	2	6	8	5.3	3	4	3	0	1	0	8.1
vs Texas A&M	03/08/2024	*	29:14	3-3	1.000	0-0	.000	0-0	.000	1	5	6	5.3	1	5	4	0	0	6	8.0
vs Tennessee	03/09/2024	*	34:02	4-10	.400	1-3	.333	2-2	1.000	3	4	7	5.4	1	4	0	0	0	11	8.1
vs LSU	03/10/2024	*	31:42	4-11	.364	1-4	.250	0-0	.000	0	5	5	5.4	0	5	1	0	1	9	8.1
Presbyterian	03/22/2024	*	26:55	5-8	.625	0-2	.000	1-3	.333	1	3	4	5.3	0	4	0	0	4	11	8.2
Totals			30 887:58	107-235	.455	21-65	.323	28-45	.622	34	136	170	5.3	34	157	54	5	65	263	8.2

Player Averages

Games Played	Minutes/game	Points/game	FG Pct	3FG Pct	FT Pct	Rebounds/game	Assists/game	Turnovers/game	Assist/Turnover ratio	Steals/game	Blocks/game
32	27.7	8.2	45.5	32.3	62.2	5.3	4.9	1.7	2.9	2.0	0.2

JOHNSON, Raven

SEASON	TEAM	GP-GS	MIN/AVG	Field Goals		3-Point		F-Throws		Rebounds				Scoring						
				FG-FGA	FG%	3FG-3FGA	3FG%	FT-FTA	FT%	OFF	DEF	TOT	AVG	PF-FO	A	TO	BLK	STL	PTS	AVG
2021-22	USC	2-0	8/4.2	0-1	.000	0-0	.000	0-0	.000	0	1	1	0.5	0-0	0	1	0	0	0	0.0
2022-23	USC	36-3	674/18.7	60-163	.368	14-58	.241	17-26	.654	20	74	94	2.6	38-0	123	52	13	40	151	4.2
2023-24	USC	32-30	888/27.7	107-235	.455	21-65	.323	28-45	.622	34	136	170	5.3	34-0	157	54	5	65	263	8.2
TOTAL		70-33	1571/22.4	167-399	.419	35-123	.285	45-71	.634	54	211	265	3.8	72-0	280	107	18	105	414	5.9



**2023-24 South Carolina Women's Basketball
Individual Game-by-Game
All games**

Page 11/11
as of Mar 22, 2024

#35 WALKER, Sakima

Opponent	Date	GS	MIN	Total		3-Pointers		Free throws		Rebounds				PF	A	TO	BLK	STL	PTS	AVG
				FG-FGA	PCT	3FG-3FGA	PCT	FT-FTA	PCT	OFF	DEF	TOT	AVG							
vs Notre Dame	11/06/2023		08:35	0-1	.000	0-0	.000	0-0	.000	0	1	1	1.0	1	0	2	0	0	0	0.0
Maryland	11/12/2023		03:46	0-0	.000	0-0	.000	3-4	.750	1	0	1	1.0	0	0	0	0	0	3	1.5
Clemson	11/16/2023		15:29	4-4	1.000	0-0	.000	2-2	1.000	1	5	6	2.7	3	0	0	1	0	10	4.3
South Dakota St.	11/20/2023		07:38	0-0	.000	0-0	.000	0-0	.000	0	1	1	2.3	0	0	0	1	1	0	3.3
Mississippi Val.	11/24/2023		10:46	1-1	1.000	0-0	.000	2-2	1.000	1	4	5	2.8	0	0	0	0	0	4	3.4
at North Carolina	11/30/2023		04:29	0-1	.000	0-0	.000	0-0	.000	0	0	0	2.3	1	0	1	0	0	0	2.8
at Duke	12/03/2023		02:23	0-1	.000	0-0	.000	0-0	.000	0	0	0	2.0	1	0	1	0	0	0	2.4
Morgan St.	12/06/2023	*	15:19	0-0	.000	0-0	.000	0-0	.000	0	1	1	1.9	1	0	0	1	0	0	2.1
vs Utah	12/10/2023		03:08	1-1	1.000	0-0	.000	0-0	.000	1	0	1	1.8	1	0	1	0	0	2	2.1
Presbyterian	12/16/2023		11:22	4-6	.667	0-0	.000	4-4	1.000	1	0	1	1.7	0	0	0	1	2	12	3.1
at Bowling Green	12/19/2023		13:50	0-2	.000	0-0	.000	2-2	1.000	0	0	0	1.5	1	0	1	0	1	2	3.0
at East Carolina	12/30/2023		10:38	0-2	.000	0-0	.000	0-2	.000	0	3	3	1.7	2	0	0	1	0	0	2.8
at Florida	01/04/2024		03:32	0-2	.000	0-0	.000	0-0	.000	1	1	2	1.7	0	0	1	0	0	0	2.5
Mississippi St.	01/07/2024		03:49	1-2	.500	0-0	.000	0-0	.000	0	0	0	1.6	0	0	1	1	0	2	2.5
Kentucky	01/15/2024		10:00	0-1	.000	0-0	.000	0-0	.000	0	1	1	1.5	0	0	1	0	0	0	2.3
at Texas A&M	01/21/2024		05:41	2-2	1.000	0-0	.000	0-0	.000	0	0	0	1.4	2	0	0	0	0	4	2.4
at Auburn	02/01/2024		09:51	2-3	.667	0-0	.000	0-0	.000	3	1	4	1.6	1	0	0	0	0	4	2.5
Ole Miss	02/04/2024		04:27	0-0	.000	0-0	.000	1-2	.500	0	0	0	1.5	0	0	0	0	2	1	2.4
Missouri	02/08/2024		12:26	2-4	.500	0-0	.000	0-1	.000	0	1	1	1.5	0	0	0	1	0	4	2.5
UConn	02/11/2024		06:26	0-0	.000	0-0	.000	0-0	.000	0	0	0	1.4	0	0	0	1	0	0	2.4
Georgia	02/18/2024		03:32	0-0	.000	0-0	.000	0-0	.000	0	0	0	1.3	0	0	1	0	0	0	2.3
Alabama	02/22/2024		17:23	0-1	.000	0-0	.000	0-0	.000	2	1	3	1.4	2	1	1	3	1	0	2.2
at Kentucky	02/25/2024		11:12	2-3	.667	0-0	.000	0-0	.000	0	2	2	1.4	5	1	0	1	0	4	2.3
at Arkansas	02/29/2024		08:19	2-3	.667	0-0	.000	0-0	.000	1	1	2	1.5	2	0	2	0	0	4	2.3
Tennessee	03/03/2024		02:28	0-0	.000	0-0	.000	0-0	.000	0	0	0	1.4	0	0	0	0	0	0	2.2
vs Texas A&M	03/08/2024		00:51	0-0	.000	0-0	.000	0-0	.000	0	0	0	1.3	0	0	0	0	0	0	2.2
vs Tennessee	03/09/2024		01:16	0-0	.000	0-0	.000	0-0	.000	0	0	0	1.3	1	0	2	0	0	0	2.1
vs LSU	03/10/2024		02:55	0-1	.000	0-0	.000	0-0	.000	1	1	2	1.3	1	1	0	0	0	0	2.0
Presbyterian	03/22/2024		16:25	1-2	.500	0-0	.000	3-4	.750	0	2	2	1.3	1	0	0	0	1	5	2.1
Totals		1	227:56	22-43	.512	0-0	.000	17-23	.739	13	26	39	1.3	26	3	15	12	8	61	2.1

Player Averages

Games Played	Minutes/game	Points/game	FG Pct	3FG Pct	FT Pct	Rebounds/game	Assists/game	Turnovers/game	Assist/Turnover ratio	Steals/game	Blocks/game
29	7.9	2.1	51.2	0.0	73.9	1.3	0.1	0.5	0.2	0.3	0.4

WALKER, Sakima

				Field Goals		3-Point		F-Throws		Rebounds				Scoring						
SEASON	TEAM	GP-GS	MIN/AVG	FG-FGA	FG%	3FG-3FGA	3FG%	FT-FTA	FT%	OFF	DEF	TOT	AVG	PF-FO	A	TO	BLK	STL	PTS	AVG
2020-21	RU	15-0	144/9.6	20-27	.741	0-0	.000	9-13	.692	14	17	31	2.1	16-0	4	16	5	4	49	3.3
2021-22	RU	17-2	199/11.7	35-71	.493	0-0	.000	10-21	.476	17	31	48	2.8	10-0	2	14	9	14	80	4.7
2023-24	USC	29-1	228/7.9	22-43	.512	0-0	.000	17-23	.739	13	26	39	1.3	26-1	3	15	12	8	61	2.1
TOTAL FOR USC		29-1	228/7.9	22-43	.512	0-0	.000	17-23	.739	13	26	39	1.3	26-1	3	15	12	8	61	2.1
TOTAL		61-3	571/9.4	77-141	.546	0-0	.000	36-57	.632	44	74	118	1.9	52-1	9	45	26	26	190	3.1



Official Basketball Box Score - Final
Notre Dame at South Carolina
11/06/23 Hale Georges Center arena, Paris
2023-24 Women's Basketball

Game Time: 1:00 PM
Game Duration: 2:03
Attendance: 3,203

Officials: Gina Cross, Maj Forsberg, Angelica Suffren

Table with columns: NO. Name, Min, FG, 3P, FT, Rebounds, Fouls, TP, AS, TO, ST, Blocks, +/-

Shooting By Period table with columns: 1st, 2nd, 3rd, 4th, GM FG%, 3PT%, FT%

Technical Fouls:NONE

Dead Ball Rebounds: 5/0

Table with columns: NO. Name, Min, FG, 3P, FT, Rebounds, Fouls, TP, AS, TO, ST, Blocks, +/-

Shooting By Period table with columns: 1st, 2nd, 3rd, 4th, GM FG%, 3PT%, FT%

Technical Fouls:NONE

Dead Ball Rebounds: 1/0

Summary table with columns: UND, USC, Points from, Turnovers, Paint, Second Chance, Fast Breaks, Bench



Official Basketball Box Score - Final
Maryland at South Carolina
11/12/23 Colonial Life Arena, Columbia
2023-24 Women's Basketball

Game Time: 1:00 PM
Game Duration: 1:52
Attendance: 16,007

Officials: Kevin Penhale, Brian Hall, Natasha Curry

Table with columns: NO. Name, Min, FG, 3P, FT, Rebounds, Fouls, TP, AS, TO, ST, Blocks, +/-

Shooting By Period table with columns: 1st, 2nd, 3rd, 4th, GM FG%, 3PT%, FT%

Technical Fouls:NONE

Dead Ball Rebounds: 1/4

Table with columns: NO. Name, Min, FG, 3P, FT, Rebounds, Fouls, TP, AS, TO, ST, Blocks, +/-

Shooting By Period table with columns: 1st, 2nd, 3rd, 4th, GM FG%, 3PT%, FT%

Technical Fouls:NONE

Dead Ball Rebounds: 4/0

Summary table with columns: MAR, USC, Points from, Turnovers, Paint, Second Chance, Fast Breaks, Bench



Official Basketball Box Score - Final
Clemson at South Carolina
11/16/23 Colonial Life Arena, Columbia
2023-24 Women's Basketball

Game Time: 7:00 PM
Game Duration: 1:46
Attendance: 16,820

Officials: Roy Gubeyan, Denise Brooks, Tori Pallo

Table with columns: NO. Name, Min, FG, 3P, FT, Rebounds, Fouls, TP, AS, TO, ST, Blocks, +/-

Shooting By Period table with columns: 1st, 2nd, 3rd, 4th, GM FG%, 3PT%, FT%

Technical Fouls:NONE

Dead Ball Rebounds: 1/3

Table with columns: NO. Name, Min, FG, 3P, FT, Rebounds, Fouls, TP, AS, TO, ST, Blocks, +/-

Shooting By Period table with columns: 1st, 2nd, 3rd, 4th, GM FG%, 3PT%, FT%

Technical Fouls:NONE

Dead Ball Rebounds: 4/2

Summary table with columns: CLE, USC, Points from, Turnovers, Paint, Second Chance, Fast Breaks, Bench



Official Basketball Box Score - Final
South Dakota St. at South Carolina
11/20/23 Colonial Life Arena, Columbia
2023-24 Women's Basketball

Game Time: 7:00 PM
Game Duration: 1:40
Attendance: 14,799

Officials: Angelica Suffren, Puulani Spurlock-Welsh, Cameron Inyore

Table with columns: NO. Name, Min, FG, 3P, FT, Rebounds, Fouls, TP, AS, TO, ST, Blocks, +/-

Shooting By Period table with columns: 1st, 2nd, 3rd, 4th, GM FG%, 3PT%, FT%

Technical Fouls:NONE

Dead Ball Rebounds: 3/3

Table with columns: NO. Name, Min, FG, 3P, FT, Rebounds, Fouls, TP, AS, TO, ST, Blocks, +/-

Shooting By Period table with columns: 1st, 2nd, 3rd, 4th, GM FG%, 3PT%, FT%

Technical Fouls:NONE

Dead Ball Rebounds: 3/0

Summary table with columns: SDS, USC, Points from, Turnovers, Paint, Second Chance, Fast Breaks, Bench



Official Basketball Box Score - Final
Mississippi Val. at South Carolina
11/24/23 Colonial Life Arena, Columbia
2023-24 Women's Basketball

Game Time: 1:00 PM
Game Duration: 1:48
Attendance: 14,558

Officials: Katie Lukanich, Charles Watson, Sarah Williams

Mississippi Val. - 19

Record: 1-5

Box score table for Mississippi Val. vs South Carolina. Columns include NO., Name, Min, FG, 3P, FT, Rebounds, Fouls, TP, AS, TO, ST, Blocks, +/-.

Shooting By Period table for Mississippi Val. vs South Carolina. Columns include 1st FG%, 3PT%, FT%, 2nd FG%, 3PT%, FT%, 3rd FG%, 3PT%, FT%, 4th FG%, 3PT%, FT%, GM FG%, 3PT%, FT%, Dead Ball Rebounds.

Technical Fouls:NONE

South Carolina - 101

Record: 5-0

Box score table for South Carolina vs Mississippi Val. Columns include NO., Name, Min, FG, 3P, FT, Rebounds, Fouls, TP, AS, TO, ST, Blocks, +/-.

Shooting By Period table for South Carolina vs Mississippi Val. Columns include 1st FG%, 3PT%, FT%, 2nd FG%, 3PT%, FT%, 3rd FG%, 3PT%, FT%, 4th FG%, 3PT%, FT%, GM FG%, 3PT%, FT%, Dead Ball Rebounds.

Technical Fouls:NONE

Summary statistics table for Mississippi Val. vs South Carolina. Includes Biggest lead, Best Scoring Run, Lead Changes, Times Tied, Time with Lead, MVS, USC, Points from Turnovers, Paint, Second Chance, Fast Breaks, Bench.

Period by Period Scoring table for Mississippi Val. vs South Carolina. Includes 1st, 2nd, 3rd, 4th, TOT.



Official Basketball Box Score - Final
South Carolina at North Carolina
11/30/23 Carmichael Arena, Chapel Hill
2023-24 Women's Basketball

Game Time: 7:00 PM
Game Duration: 2:11
Attendance: 6,319

Officials: Dee Kanter, Denise Brooks, Fatou Cissoko-Shepkins

South Carolina - 65

Record: 6-0

Box score table for South Carolina vs North Carolina. Columns include NO., Name, Min, FG, 3P, FT, Rebounds, Fouls, TP, AS, TO, ST, Blocks, +/-.

Shooting By Period table for South Carolina vs North Carolina. Columns include 1st FG%, 3PT%, FT%, 2nd FG%, 3PT%, FT%, 3rd FG%, 3PT%, FT%, 4th FG%, 3PT%, FT%, GM FG%, 3PT%, FT%, Dead Ball Rebounds.

Technical Fouls:Watkins 1#2:09

North Carolina - 58

Record: 5-3

Box score table for North Carolina vs South Carolina. Columns include NO., Name, Min, FG, 3P, FT, Rebounds, Fouls, TP, AS, TO, ST, Blocks, +/-.

Shooting By Period table for North Carolina vs South Carolina. Columns include 1st FG%, 3PT%, FT%, 2nd FG%, 3PT%, FT%, 3rd FG%, 3PT%, FT%, 4th FG%, 3PT%, FT%, GM FG%, 3PT%, FT%, Dead Ball Rebounds.

Technical Fouls:Kelly 1#2:09

Summary statistics table for South Carolina vs North Carolina. Includes Biggest lead, Best Scoring Run, Lead Changes, Times Tied, Time with Lead, USC, UNC, Points from Turnovers, Paint, Second Chance, Fast Breaks, Bench.

Period by Period Scoring table for South Carolina vs North Carolina. Includes 1st, 2nd, 3rd, 4th, TOT.



Official Basketball Box Score - Final
South Carolina at Duke
12/29/23 Cameron Indoor Stadium, Durham
2023-24 Women's Basketball

Game Time: 1:00 PM
Game Duration: 1:51
Attendance: 5,607

Officials: Joseph Vaszily, Katie Lukanich, Billy Smith

South Carolina - 77

Record: 7-0

Box score table for South Carolina vs Duke. Columns include NO., Name, Min, FG, 3P, FT, Rebounds, Fouls, TP, AS, TO, ST, Blocks, +/-.

Shooting By Period table for South Carolina vs Duke. Columns include 1st FG%, 3PT%, FT%, 2nd FG%, 3PT%, FT%, 3rd FG%, 3PT%, FT%, 4th FG%, 3PT%, FT%, GM FG%, 3PT%, FT%, Dead Ball Rebounds.

Technical Fouls:Johnson 2#0:00

Duke - 61

Record: 5-3

Box score table for Duke vs South Carolina. Columns include NO., Name, Min, FG, 3P, FT, Rebounds, Fouls, TP, AS, TO, ST, Blocks, +/-.

Shooting By Period table for Duke vs South Carolina. Columns include 1st FG%, 3PT%, FT%, 2nd FG%, 3PT%, FT%, 3rd FG%, 3PT%, FT%, 4th FG%, 3PT%, FT%, GM FG%, 3PT%, FT%, Dead Ball Rebounds.

Technical Fouls:Donovan 2#0:00

Summary statistics table for South Carolina vs Duke. Includes Biggest lead, Best Scoring Run, Lead Changes, Times Tied, Time with Lead, SC, DU, Points from Turnovers, Paint, Second Chance, Fast Breaks, Bench.

Period by Period Scoring table for South Carolina vs Duke. Includes 1st, 2nd, 3rd, 4th, TOT.



Official Basketball Box Score - Final
Morgan St. at South Carolina
12/06/23 Colonial Life Arena, Columbia
2023-24 Women's Basketball

Game Time: 7:00 PM
Game Duration: 1:41
Attendance: 16,181

Officials: Denise Brooks, Carla Fountain, Nicole Brannon

Morgan St. - 38

Record: 3-6

Box score table for Morgan St. vs South Carolina. Columns include NO., Name, Min, FG, 3P, FT, Rebounds, Fouls, TP, AS, TO, ST, Blocks, +/-.

Shooting By Period table for Morgan St. vs South Carolina. Columns include 1st FG%, 3PT%, FT%, 2nd FG%, 3PT%, FT%, 3rd FG%, 3PT%, FT%, 4th FG%, 3PT%, FT%, GM FG%, 3PT%, FT%, Dead Ball Rebounds.

Technical Fouls:NONE

South Carolina - 104

Record: 8-0

Box score table for South Carolina vs Morgan St. Columns include NO., Name, Min, FG, 3P, FT, Rebounds, Fouls, TP, AS, TO, ST, Blocks, +/-.

Shooting By Period table for South Carolina vs Morgan St. Columns include 1st FG%, 3PT%, FT%, 2nd FG%, 3PT%, FT%, 3rd FG%, 3PT%, FT%, 4th FG%, 3PT%, FT%, GM FG%, 3PT%, FT%, Dead Ball Rebounds.

Technical Fouls:NONE

Summary statistics table for Morgan St. vs South Carolina. Includes Biggest lead, Best Scoring Run, Lead Changes, Times Tied, Time with Lead, MSU, USC, Points from Turnovers, Paint, Second Chance, Fast Breaks, Bench.

Period by Period Scoring table for Morgan St. vs South Carolina. Includes 1st, 2nd, 3rd, 4th, TOT.



Official Basketball Box Score - Final
Utah at South Carolina
12/10/23 Morgan Sun Arena, UNC-Asheville
2023-24 Women's Basketball

Game Time: 2:30 PM
Game Duration: 1:53

Officials: Pulari Spurlock Welch, Tyler Trimble, Mark Resch

Utah - 69 Record: 8-2. Table with columns: NO. Name, Min, FG, 3P, FT, Rebounds, Fouls, TP, AS, TO, ST, Blocks, +/-, Shooting By Period.

South Carolina - 78 Record: 9-0. Table with columns: NO. Name, Min, FG, 3P, FT, Rebounds, Fouls, TP, AS, TO, ST, Blocks, +/-, Shooting By Period.

Summary table with columns: Biggest lead, Best Scoring Run, Lead Changes, Times Tied, Time with Lead, Points from Turnovers, Paint, Second Chance, Fast Breaks, Bench, Period by Period Scoring.



Official Basketball Box Score - Final
Presbyterian at South Carolina
12/16/23 Colonial Life Arena, Columbia
2023-24 Women's Basketball

Game Time: 1:00 PM
Game Duration: 1:58
Attendance: 15,176

Officials: Felicia Griner, Ryan Durham, Leah Laine

Presbyterian - 29 Record: 8-4. Table with columns: NO. Name, Min, FG, 3P, FT, Rebounds, Fouls, TP, AS, TO, ST, Blocks, +/-, Shooting By Period.

South Carolina - 99 Record: 10-0. Table with columns: NO. Name, Min, FG, 3P, FT, Rebounds, Fouls, TP, AS, TO, ST, Blocks, +/-, Shooting By Period.

Summary table with columns: Biggest lead, Best Scoring Run, Lead Changes, Times Tied, Time with Lead, Points from Turnovers, Paint, Second Chance, Fast Breaks, Bench, Period by Period Scoring.



Official Basketball Box Score - Final
South Carolina at Bowling Green
12/19/23 Stron Center, Bowling Green
2023-24 Women's Basketball

Game Time: 7:00 PM
Game Duration: 1:48
Attendance: 4,195

Officials: Michael McConnell, Nykisha Thompson, Michele Del Duco

South Carolina - 93 Record: 11-0. Table with columns: NO. Name, Min, FG, 3P, FT, Rebounds, Fouls, TP, AS, TO, ST, Blocks, +/-, Shooting By Period.

Bowling Green - 62 Record: 6-3. Table with columns: NO. Name, Min, FG, 3P, FT, Rebounds, Fouls, TP, AS, TO, ST, Blocks, +/-, Shooting By Period.

Summary table with columns: Biggest lead, Best Scoring Run, Lead Changes, Times Tied, Time with Lead, Points from Turnovers, Paint, Second Chance, Fast Breaks, Bench, Period by Period Scoring.



Official Basketball Box Score - Final
South Carolina at East Carolina
12/30/23 Mirges Coliseum, Greenville
2023-24 Women's Basketball

Game Time: 12:00 PM
Game Duration: 2:05
Attendance: 5,717

Officials: Pulari Spurlock Welch, Carla Fountain, John Caporino

South Carolina - 73 Record: 12-0. Table with columns: NO. Name, Min, FG, 3P, FT, Rebounds, Fouls, TP, AS, TO, ST, Blocks, +/-, Shooting By Period.

East Carolina - 36 Record: 7-4. Table with columns: NO. Name, Min, FG, 3P, FT, Rebounds, Fouls, TP, AS, TO, ST, Blocks, +/-, Shooting By Period.

Summary table with columns: Biggest lead, Best Scoring Run, Lead Changes, Times Tied, Time with Lead, Points from Turnovers, Paint, Second Chance, Fast Breaks, Bench, Period by Period Scoring.



Official Basketball Box Score - Final
South Carolina at Florida
01/04/24 Exactech Arena at Stephen C. O'Connell Center, Gainesville
2023-24 Women's Basketball

Table with columns: NO. Name, Min, FG, 3P, FT, Rebounds, Fouls, TP, AS, TO, ST, Blocks, +/-, Shooting By Period, GM FG, 3PT, FT, Technical Fouls, Dead Ball Rebounds.

Table with columns: NO. Name, Min, FG, 3P, FT, Rebounds, Fouls, TP, AS, TO, ST, Blocks, +/-, Shooting By Period, GM FG, 3PT, FT, Technical Fouls, Dead Ball Rebounds.

Summary table with columns: USC, UF, Points from Turnovers, Paint, Second Chance, Fast Breaks, Bench, Time with Lead.



Official Basketball Box Score - Final
Mississippi St. at South Carolina
01/07/24 Colonial Life Arena, Columbia
2023-24 Women's Basketball

Table with columns: NO. Name, Min, FG, 3P, FT, Rebounds, Fouls, TP, AS, TO, ST, Blocks, +/-, Shooting By Period, GM FG, 3PT, FT, Technical Fouls, Dead Ball Rebounds.

Table with columns: NO. Name, Min, FG, 3P, FT, Rebounds, Fouls, TP, AS, TO, ST, Blocks, +/-, Shooting By Period, GM FG, 3PT, FT, Technical Fouls, Dead Ball Rebounds.

Summary table with columns: MSU, USC, Points from Turnovers, Paint, Second Chance, Fast Breaks, Bench, Time with Lead.



Official Basketball Box Score - Final
South Carolina at Missouri
01/11/24 Mizzou Arena, Columbia
2023-24 Women's Basketball

Table with columns: NO. Name, Min, FG, 3P, FT, Rebounds, Fouls, TP, AS, TO, ST, Blocks, +/-, Shooting By Period, GM FG, 3PT, FT, Technical Fouls, Dead Ball Rebounds.

Table with columns: NO. Name, Min, FG, 3P, FT, Rebounds, Fouls, TP, AS, TO, ST, Blocks, +/-, Shooting By Period, GM FG, 3PT, FT, Technical Fouls, Dead Ball Rebounds.

Summary table with columns: SC, Mizzou, Points from Turnovers, Paint, Second Chance, Fast Breaks, Bench, Time with Lead.



Official Basketball Box Score - Final
Kentucky at South Carolina
01/15/24 Colonial Life Arena, Columbia
2023-24 South Carolina Women's Basketball

Table with columns: NO. Name, Min, FG, 3P, FT, Rebounds, Fouls, TP, AS, TO, ST, Blocks, +/-, Shooting By Period, GM FG, 3PT, FT, Technical Fouls, Dead Ball Rebounds.

Table with columns: NO. Name, Min, FG, 3P, FT, Rebounds, Fouls, TP, AS, TO, ST, Blocks, +/-, Shooting By Period, GM FG, 3PT, FT, Technical Fouls, Dead Ball Rebounds.

Summary table with columns: UK, USC, Points from Turnovers, Paint, Second Chance, Fast Breaks, Bench, Time with Lead.



Official Basketball Box Score - Final
South Carolina at Texas A&M

Game Time: 4:00 PM
Game Duration: 1:49
Attendance: 5,924

Officials: Kevin Pethel, Talisa Green, Margaret Trieman

South Carolina - 99
Record: 17-0 (5-0)
Table with columns: NO. Name, Min, FG, 3P, FT, Rebounds, Fouls, TP, AS, TO, ST, Blocks, +/-

Texas A&M - 64
Record: 14-4 (2-3)
Table with columns: NO. Name, Min, FG, 3P, FT, Rebounds, Fouls, TP, AS, TO, ST, Blocks, +/-

USC TAMU
Biggest lead, Best Scoring Run, Lead Changes, Times Tied, Time with Lead



Official Basketball Box Score - Final
South Carolina at LSU

Game Time: 7:00 PM
Game Duration: 1:56
Attendance: 13,205

Officials: Gina Cross, Roy Gubeyan, Timothy Green

South Carolina - 76
Record: 18-0 (6-0)
Table with columns: NO. Name, Min, FG, 3P, FT, Rebounds, Fouls, TP, AS, TO, ST, Blocks, +/-

LSU - 70
Record: 18-3 (5-2)
Table with columns: NO. Name, Min, FG, 3P, FT, Rebounds, Fouls, TP, AS, TO, ST, Blocks, +/-

SC LSU
Biggest lead, Best Scoring Run, Lead Changes, Times Tied, Time with Lead



Official Basketball Box Score - Final
Vanderbilt at South Carolina

Game Time: 3:00 PM
Game Duration: 1:45
Attendance: 18,000

Officials: Brian Hall, Brian Garland, Kristen Bell

Vanderbilt - 74
Record: 17-4 (4-3)
Table with columns: NO. Name, Min, FG, 3P, FT, Rebounds, Fouls, TP, AS, TO, ST, Blocks, +/-

South Carolina - 91
Record: 19-0 (7-0)
Table with columns: NO. Name, Min, FG, 3P, FT, Rebounds, Fouls, TP, AS, TO, ST, Blocks, +/-

VAN USC
Biggest lead, Best Scoring Run, Lead Changes, Times Tied, Time with Lead



Official Basketball Box Score - Final
South Carolina at Auburn

Game Time: 7:00 PM
Game Duration: 1:55
Attendance: 4,814

Officials: Dee Kanhner, Bill Larence, Ily Seales

South Carolina - 76
Record: 20-0 (8-0)
Table with columns: NO. Name, Min, FG, 3P, FT, Rebounds, Fouls, TP, AS, TO, ST, Blocks, +/-

Auburn - 54
Record: 14-7 (3-5)
Table with columns: NO. Name, Min, FG, 3P, FT, Rebounds, Fouls, TP, AS, TO, ST, Blocks, +/-

SC Auburn
Biggest lead, Best Scoring Run, Lead Changes, Times Tied, Time with Lead



Official Basketball Box Score - Final
Ole Miss at South Carolina
02/04/24 Colonial Life Arena, Columbia
2023-24 Women's Basketball
Game Time: 2:00 PM
Game Duration: 1:50
Attendance: 18,000

Officials: Michael McConnell, Natasha Camy, Fatou Cissoko-Stephens

Table with columns: NO. Name, Min, FG, 3P, FT, Rebounds, Fouls, TP, AS, TO, ST, Blocks, +/-, Shooting By Period (1st-4th FG%, 3PT%, FT%), GM FG%, 3PT%, FT%, Technical Fouls:NONE, Dead Ball Rebounds: 2, 0

Table with columns: NO. Name, Min, FG, 3P, FT, Rebounds, Fouls, TP, AS, TO, ST, Blocks, +/-, Shooting By Period (1st-4th FG%, 3PT%, FT%), GM FG%, 3PT%, FT%, Technical Fouls:NONE, Dead Ball Rebounds: 2, 0

Summary table with columns: MIS, USC, Points from Turnovers, MIS, USC, Period by Period Scoring (1st-4th), Best Scoring Run, Lead Changes, Times Tied, Time with Lead



Official Basketball Box Score - Final
Missouri at South Carolina
02/08/24 Colonial Life Arena, Columbia
2023-24 Women's Basketball
Game Time: 7:00 PM
Game Duration: 1:45
Attendance: 15,236

Officials: Denise Brooks, Meadow Overstreet, Timothy Greene

Table with columns: NO. Name, Min, FG, 3P, FT, Rebounds, Fouls, TP, AS, TO, ST, Blocks, +/-, Shooting By Period (1st-4th FG%, 3PT%, FT%), GM FG%, 3PT%, FT%, Technical Fouls:NONE, Dead Ball Rebounds: 2, 0

Table with columns: NO. Name, Min, FG, 3P, FT, Rebounds, Fouls, TP, AS, TO, ST, Blocks, +/-, Shooting By Period (1st-4th FG%, 3PT%, FT%), GM FG%, 3PT%, FT%, Technical Fouls:NONE, Dead Ball Rebounds: 2, 0

Summary table with columns: MIS, USC, Points from Turnovers, MIS, USC, Period by Period Scoring (1st-4th), Best Scoring Run, Lead Changes, Times Tied, Time with Lead



Official Basketball Box Score - Final
UConn at South Carolina
02/11/24 Colonial Life Arena, Columbia
2023-24 Women's Basketball
Game Time: 2:00 PM
Game Duration: 1:50
Attendance: 18,167

Officials: Puatani Spurlock-Welsh, Maj Fosberg, Teresa Stuck

Table with columns: NO. Name, Min, FG, 3P, FT, Rebounds, Fouls, TP, AS, TO, ST, Blocks, +/-, Shooting By Period (1st-4th FG%, 3PT%, FT%), GM FG%, 3PT%, FT%, Technical Fouls:NONE, Dead Ball Rebounds: 3, 0

Table with columns: NO. Name, Min, FG, 3P, FT, Rebounds, Fouls, TP, AS, TO, ST, Blocks, +/-, Shooting By Period (1st-4th FG%, 3PT%, FT%), GM FG%, 3PT%, FT%, Technical Fouls:NONE, Dead Ball Rebounds: 2, 1

Summary table with columns: CON, USC, Points from Turnovers, CON, USC, Period by Period Scoring (1st-4th), Best Scoring Run, Lead Changes, Times Tied, Time with Lead



Official Basketball Box Score - Final
South Carolina at Tennessee
02/15/24 Food City Center, Knoxville, Tennessee
2023-24 Women's Basketball
Game Time: 7:03 PM
Game Duration: 1:55
Attendance: 11,073

Officials: Brian Hall, Natasha Camy, Joseph Vazley

Table with columns: NO. Name, Min, FG, 3P, FT, Rebounds, Fouls, TP, AS, TO, ST, Blocks, +/-, Shooting By Period (1st-4th FG%, 3PT%, FT%), GM FG%, 3PT%, FT%, Technical Fouls:NONE, Dead Ball Rebounds: 3, 1

Table with columns: NO. Name, Min, FG, 3P, FT, Rebounds, Fouls, TP, AS, TO, ST, Blocks, +/-, Shooting By Period (1st-4th FG%, 3PT%, FT%), GM FG%, 3PT%, FT%, Technical Fouls:NONE, Dead Ball Rebounds: 2, 0

Summary table with columns: SCAR, TENN, Points from Turnovers, SCAR, TENN, Period by Period Scoring (1st-4th), Best Scoring Run, Lead Changes, Times Tied, Time with Lead



Official Basketball Box Score - Final Georgia at South Carolina

Game Time: 1:00 PM Game Duration: 1:53 Attendance: 18,478

Officials: Angelica Sulfren, Cameron Inouye, Billy Smith

Georgia - 56 Record: 11-14 (2-10) Table with columns: NO. Name, Min, FG, 3P, FT, Rebounds, Fouls, TP, AS, TO, ST, Blocks, +/-

Shooting By Period Table with columns: 1st FG%, 3PT%, 2nd FG%, 3PT%, 3rd FG%, 3PT%, 4th FG%, 3PT%, FT%, GM FG%, 3PT%, FT%

South Carolina - 70 Record: 25-0 (12-0) Table with columns: NO. Name, Min, FG, 3P, FT, Rebounds, Fouls, TP, AS, TO, ST, Blocks, +/-

Shooting By Period Table with columns: 1st FG%, 3PT%, 2nd FG%, 3PT%, 3rd FG%, 3PT%, 4th FG%, 3PT%, FT%, GM FG%, 3PT%, FT%

Summary table with columns: UGA, USC, Points from Turnovers, Paint, Second Chance, Fast Breaks, Bench, Period by Period Scoring



Official Basketball Box Score - Final Alabama at South Carolina

Game Time: 7:00 PM Game Duration: 1:48 Attendance: 16,229

Officials: Tiffany Byrd, Denise Brooks, Fatou Cissoko-Shepkins

Alabama - 44 Record: 20-8 (7-6) Table with columns: NO. Name, Min, FG, 3P, FT, Rebounds, Fouls, TP, AS, TO, ST, Blocks, +/-

Shooting By Period Table with columns: 1st FG%, 3PT%, 2nd FG%, 3PT%, 3rd FG%, 3PT%, 4th FG%, 3PT%, FT%, GM FG%, 3PT%, FT%

South Carolina - 72 Record: 26-0 (13-0) Table with columns: NO. Name, Min, FG, 3P, FT, Rebounds, Fouls, TP, AS, TO, ST, Blocks, +/-

Shooting By Period Table with columns: 1st FG%, 3PT%, 2nd FG%, 3PT%, 3rd FG%, 3PT%, 4th FG%, 3PT%, FT%, GM FG%, 3PT%, FT%

Summary table with columns: ALA, USC, Points from Turnovers, Paint, Second Chance, Fast Breaks, Bench, Period by Period Scoring



Official Basketball Box Score - Final South Carolina at Kentucky

Game Time: 3:00 PM Game Duration: 1:53 Attendance: 5,626

Officials: Natasha Carry, Timothy Greene, Demoya Pugh

South Carolina - 103 Record: 27-0 (14-0) Table with columns: NO. Name, Min, FG, 3P, FT, Rebounds, Fouls, TP, AS, TO, ST, Blocks, +/-

Shooting By Period Table with columns: 1st FG%, 3PT%, 2nd FG%, 3PT%, 3rd FG%, 3PT%, 4th FG%, 3PT%, FT%, GM FG%, 3PT%, FT%

Kentucky - 55 Record: 11-17 (4-10) Table with columns: NO. Name, Min, FG, 3P, FT, Rebounds, Fouls, TP, AS, TO, ST, Blocks, +/-

Shooting By Period Table with columns: 1st FG%, 3PT%, 2nd FG%, 3PT%, 3rd FG%, 3PT%, 4th FG%, 3PT%, FT%, GM FG%, 3PT%, FT%

Summary table with columns: USC, UKY, Points from Turnovers, Paint, Second Chance, Fast Breaks, Bench, Period by Period Scoring



Official Basketball Box Score - Final South Carolina at Arkansas

Game Time: 8:00 PM Game Duration: 1:37 Attendance: 3,891

Officials: Puatani Spurlock-Welsh, Cameron Inouye, Margaret Tiersan

South Carolina - 98 Record: 28-0 (15-0) Table with columns: NO. Name, Min, FG, 3P, FT, Rebounds, Fouls, TP, AS, TO, ST, Blocks, +/-

Shooting By Period Table with columns: 1st FG%, 3PT%, 2nd FG%, 3PT%, 3rd FG%, 3PT%, 4th FG%, 3PT%, FT%, GM FG%, 3PT%, FT%

Arkansas - 61 Record: 18-12 (6-9) Table with columns: NO. Name, Min, FG, 3P, FT, Rebounds, Fouls, TP, AS, TO, ST, Blocks, +/-

Shooting By Period Table with columns: 1st FG%, 3PT%, 2nd FG%, 3PT%, 3rd FG%, 3PT%, 4th FG%, 3PT%, FT%, GM FG%, 3PT%, FT%

Summary table with columns: SC, ARK, Points from Turnovers, Paint, Second Chance, Fast Breaks, Bench, Period by Period Scoring

Game Notes: P1 10:00 Administrative Technical on South Carolina for late starter change.



Tennessee at South Carolina

Game Time: 12:00 PM
Game Duration: 2:08
Attendance: 18,000

Officials: Roy Gubeyan, Talisa Green, Kevin Feltham

Table with columns: NO. Name, Min, FG, 3P, FT, Rebounds, Fouls, TP, AS, TO, ST, Blocks, +/-

Shooting By Period table with columns: 1st FG%, 3PT%, FT%, 2nd FG%, 3PT%, FT%, 3rd FG%, 3PT%, FT%, 4th FG%, 3PT%, FT%, GM FG%, 3PT%, FT%

Table with columns: NO. Name, Min, FG, 3P, FT, Rebounds, Fouls, TP, AS, TO, ST, Blocks, +/-

Shooting By Period table with columns: 1st FG%, 3PT%, FT%, 2nd FG%, 3PT%, FT%, 3rd FG%, 3PT%, FT%, 4th FG%, 3PT%, FT%, GM FG%, 3PT%, FT%

Summary table with columns: TEN, USC, Points from Turnovers, Paint, Second Chance, Fast Breaks, Bench



Texas A&M at South Carolina

Game Time: 12:00 PM
Game Duration: 1:59

Officials: Gina Cross, Angelica Sufren, Timothy Greene

Table with columns: NO. Name, Min, FG, 3P, FT, Rebounds, Fouls, TP, AS, TO, ST, Blocks, +/-

Shooting By Period table with columns: 1st FG%, 3PT%, FT%, 2nd FG%, 3PT%, FT%, 3rd FG%, 3PT%, FT%, 4th FG%, 3PT%, FT%, GM FG%, 3PT%, FT%

Table with columns: NO. Name, Min, FG, 3P, FT, Rebounds, Fouls, TP, AS, TO, ST, Blocks, +/-

Shooting By Period table with columns: 1st FG%, 3PT%, FT%, 2nd FG%, 3PT%, FT%, 3rd FG%, 3PT%, FT%, 4th FG%, 3PT%, FT%, GM FG%, 3PT%, FT%

Summary table with columns: TAM, USC, Points from Turnovers, Paint, Second Chance, Fast Breaks, Bench



Tennessee at South Carolina

Game Time: 4:30 PM
Game Duration: 2:08

Officials: Joseph Vaszly, Talisa Green, Eric Brenton

Table with columns: NO. Name, Min, FG, 3P, FT, Rebounds, Fouls, TP, AS, TO, ST, Blocks, +/-

Shooting By Period table with columns: 1st FG%, 3PT%, FT%, 2nd FG%, 3PT%, FT%, 3rd FG%, 3PT%, FT%, 4th FG%, 3PT%, FT%, GM FG%, 3PT%, FT%

Table with columns: NO. Name, Min, FG, 3P, FT, Rebounds, Fouls, TP, AS, TO, ST, Blocks, +/-

Shooting By Period table with columns: 1st FG%, 3PT%, FT%, 2nd FG%, 3PT%, FT%, 3rd FG%, 3PT%, FT%, 4th FG%, 3PT%, FT%, GM FG%, 3PT%, FT%

Summary table with columns: UT, USC, Points from Turnovers, Paint, Second Chance, Fast Breaks, Bench



LSU at South Carolina

Game Time: 3:00 PM
Game Duration: 2:27
Attendance: 13,163

Officials: Pulani Spurlock-Welsh, Angelica Sufren, Kevin Feltham

Table with columns: NO. Name, Min, FG, 3P, FT, Rebounds, Fouls, TP, AS, TO, ST, Blocks, +/-

Shooting By Period table with columns: 1st FG%, 3PT%, FT%, 2nd FG%, 3PT%, FT%, 3rd FG%, 3PT%, FT%, 4th FG%, 3PT%, FT%, GM FG%, 3PT%, FT%

Table with columns: NO. Name, Min, FG, 3P, FT, Rebounds, Fouls, TP, AS, TO, ST, Blocks, +/-

Shooting By Period table with columns: 1st FG%, 3PT%, FT%, 2nd FG%, 3PT%, FT%, 3rd FG%, 3PT%, FT%, 4th FG%, 3PT%, FT%, GM FG%, 3PT%, FT%

Summary table with columns: LSU, USC, Points from Turnovers, Paint, Second Chance, Fast Breaks, Bench



Official Basketball Box Score - Final
Presbyterian at South Carolina
 63/22/24 Colonial Life Arena, Columbia, S.C.
 NCAA Division I Women's Basketball Championship

Game Time: 2:00 PM
 Game Duration: 1:42
 Attendance: 11,536

Officials: Billy Smith, John Capolino, Deanna Jackson

Presbyterian - 39

Record: 21-15

NO.	Name	Min	FG		3P		FT		Rebounds		Fouls		TP	AS	TO	ST	Blocks		+/-	
			M-A	M-A	M-A	M-A	OR	DR	TOT	PF	FD	BS					BA			
34	Bryanna Brady	C 33:33	2-7	0-1	1-2	1	2	3	2	2	5	0	0	0	0	0	2	-40		
4	Tilda Sjøkvist	G 36:44	4-21	1-7	0-0	1	1	2	2	1	9	3	5	1	0	2	-54			
5	Christina Kline	G 29:14	0-3	0-2	0-0	0	4	4	0	0	0	4	3	0	0	1	-44			
10	Mara Neira	G 20:54	3-11	2-6	0-0	1	2	3	1	1	8	1	1	2	0	1	-19			
15	Paige Kindsseth	G 25:06	4-6	0-0	1-2	1	3	4	1	2	9	1	1	1	0	0	-29			
11	Sonia Sato	G 13:36	0-1	0-0	0-0	0	1	1	1	0	0	0	1	0	0	0	-11			
22	Nuria Cunill	G 18:59	3-6	0-0	0-0	4	2	6	0	1	6	1	3	0	0	0	-30			
23	Laney Scoggins	G 09:50	0-3	0-1	0-0	0	0	0	0	0	0	0	0	0	0	0	-12			
00	Dennaye Hinds	G 10:25	1-2	0-1	0-0	0	0	0	4	1	2	0	1	0	0	1	-17			
20	Dagne Apsite	G 01:39	0-0	0-0	0-0	0	0	0	0	0	0	0	0	0	0	0	0	-4		
Team						3			1		4				0		2			
Totals			17:60	3:18	2:4	11	16	27	11	8	39	10	17	4	0	7	-52			

Technical Fouls: NONE

Shooting By Period		
1 st	FG%	5-17 29.4%
	3PT%	0-6 0.0%
	FT%	0-0 0%
2 nd	FG%	7-16 43.8%
	3PT%	1-5 20.0%
	FT%	0-0 0%
3 rd	FG%	4-13 30.8%
	3PT%	2-3 66.7%
	FT%	2-4 50%
4 th	FG%	1-14 7.1%
	3PT%	0-4 0.0%
	FT%	0-0 0%
GM	FG%	17-60 28.3%
	3PT%	3-18 16.7%
	FT%	2-4 50.0%

Dead Ball Rebounds: 3, 1

South Carolina - 91

Record: 33-0

NO.	Name	Min	FG		3P		FT		Rebounds		Fouls		TP	AS	TO	ST	Blocks		+/-	
			M-A	M-A	M-A	M-A	OR	DR	TOT	PF	FD	BS					BA			
2	Ashlyn Watkins	F 23:10	3-6	0-0	1-2	1	7	8	1	2	7	4	3	2	4	0	25			
20	Sania Feagin	F 32:21	5-10	0-1	2-2	3	7	10	2	2	12	2	1	1	1	0	45			
0	Te'Hina Paopao	G 24:09	7-11	4-7	0-0	1	0	1	2	0	16	3	2	1	0	0	31			
5	Tessa Johnson	G 30:21	0-7	0-4	0-0	2	2	4	0	1	0	2	2	1	0	0	49			
25	Raven Johnson	G 26:55	5-8	0-2	1-3	1	3	4	0	2	11	4	0	4	0	0	32			
12	MLaysia Fulwiley	G 21:07	6-11	5-10	0-0	1	0	1	2	0	17	3	0	0	1	0	25			
21	Chloe Kitts	G 25:32	9-9	0-0	3-4	4	9	13	0	2	21	0	0	1	1	0	28			
35	Sakima Walker	G 16:25	1-2	0-0	3-4	0	2	2	1	2	5	0	0	1	0	0	25			
Team						0			1		1				0		1			
Totals			36:64	9:24	10:15	13	31	44	8	11	91	18	9	11	7	0	52			

Technical Fouls: NONE

Shooting By Period		
1 st	FG%	10-21 47.6%
	3PT%	3-9 33.3%
	FT%	4-6 66.7%
2 nd	FG%	9-13 69.2%
	3PT%	3-5 60.0%
	FT%	0-1 0%
3 rd	FG%	10-16 62.5%
	3PT%	2-6 33.3%
	FT%	4-6 66.7%
4 th	FG%	7-14 50.0%
	3PT%	1-4 25.0%
	FT%	2-2 100%
GM	FG%	36-64 56.3%
	3PT%	9-24 37.5%
	FT%	10-15 66.7%

Dead Ball Rebounds: 3, 0

	PC		SC		Points from	PC	SC	Period by Period Scoring							
	1 st	2 nd	3 rd	4 th				TOT	1st	2nd	3rd	4th	TOT		
Biggest lead	0 (1 st 10:00)	52 (4 th 1:05)													
Best Scoring Run	8 (2 nd 4:32)	21 (4 th 3:48)													
Lead Changes	0														
Times Tied	1														
Time with Lead	00:00	39:16													
Turnovers	4		18												
Paint	22		32												
Second Chance	3		18												
Fast Breaks	0		10												
Bench	8		43												
PC	10	15	12	2	39										
SC	27	21	26	17	91										



**2023-24 South Carolina Women's Basketball
Team Game-by-Game
All games**

Page 1/1
as of Mar 22, 2024

Opponent	Date	Score	W	Total		3-Pointers		Free throws		Rebounds				PF	A	TO	BLK	STL	PTS	AVG
				FG-FGA	PCT	3FG-3FGA	PCT	FT-FTA	PCT	OFF	DEF	TOT	AVG							
vs Notre Dame	11/06/2023	100-71	W	43-79	.544	5-16	.313	9-13	.692	16	31	47	47.0	18	29	14	11	12	100	100.0
Maryland	11/12/2023	114-76	W	43-83	.518	12-24	.500	16-25	.640	19	34	53	50.0	20	30	10	11	9	114	107.0
Clemson	11/16/2023	109-40	W	44-83	.530	10-26	.385	11-20	.550	25	48	73	57.7	16	30	13	9	11	109	107.7
South Dakota St.	11/20/2023	78-38	W	34-79	.430	0-12	.000	10-18	.556	21	31	52	56.3	7	16	7	16	15	78	100.3
Mississippi Val.	11/24/2023	101-19	W	41-75	.547	5-20	.250	14-22	.636	17	49	66	58.2	9	27	15	15	9	101	100.4
at North Carolina	11/30/2023	65-58	W	22-56	.393	6-11	.545	15-22	.682	6	33	39	55.0	20	8	13	7	6	65	94.5
at Duke	12/03/2023	77-61	W	26-52	.500	9-15	.600	16-23	.696	13	32	45	53.6	6	12	20	3	7	77	92.0
Morgan St.	12/06/2023	104-38	W	41-60	.683	9-16	.563	13-17	.765	9	38	47	52.8	9	26	16	7	11	104	93.5
vs Utah	12/10/2023	78-69	W	30-55	.545	6-16	.375	12-18	.667	9	28	37	51.0	19	13	23	7	6	78	91.8
Presbyterian	12/16/2023	99-29	W	38-73	.521	10-22	.455	13-21	.619	19	36	55	51.4	6	21	8	17	14	99	92.5
at Bowling Green	12/19/2023	93-62	W	37-63	.587	9-16	.563	10-13	.769	8	28	36	50.0	18	21	12	4	10	93	92.5
at East Carolina	12/30/2023	73-36	W	25-61	.410	5-13	.385	18-34	.529	17	41	58	50.7	18	17	11	8	6	73	90.9
at Florida	01/04/2024	89-66	W	35-70	.500	6-15	.400	13-15	.867	11	40	51	50.7	13	14	18	9	8	89	90.8
Mississippi St.	01/07/2024	85-66	W	32-68	.471	6-12	.500	15-20	.750	16	28	44	50.2	12	17	11	6	8	85	90.4
at Missouri	01/11/2024	81-57	W	33-64	.516	8-15	.533	7-8	.875	8	29	37	49.3	13	12	11	7	7	81	89.7
Kentucky	01/15/2024	98-36	W	40-68	.588	10-17	.588	8-12	.667	12	33	45	49.1	9	22	14	8	14	98	90.3
at Texas A&M	01/21/2024	99-64	W	39-58	.672	7-13	.538	14-17	.824	6	36	42	48.6	21	24	14	7	4	99	90.8
at LSU	01/25/2024	76-70	W	31-65	.477	7-20	.350	7-13	.538	12	27	39	48.1	11	15	12	4	6	76	89.9
Vanderbilt	01/28/2024	91-74	W	35-68	.515	7-23	.304	14-18	.778	14	23	37	47.5	13	20	6	7	3	91	90.0
at Auburn	02/01/2024	76-54	W	28-67	.418	4-16	.250	16-21	.762	18	30	48	47.6	14	11	15	9	9	76	89.3
Ole Miss	02/04/2024	85-56	W	28-58	.483	2-10	.200	27-42	.643	10	30	40	47.2	17	18	10	7	11	85	89.1
Missouri	02/08/2024	83-45	W	35-73	.479	6-16	.375	7-13	.538	20	27	47	47.2	9	19	11	11	15	83	88.8
UConn	02/11/2024	83-65	W	33-71	.465	7-19	.368	10-12	.833	14	32	46	47.1	15	15	13	6	8	83	88.6
at Tennessee	02/15/2024	66-55	W	28-70	.400	2-9	.222	8-16	.500	19	30	49	47.2	17	17	12	5	9	66	87.6
Georgia	02/18/2024	70-56	W	25-57	.439	9-27	.333	11-17	.647	14	24	38	46.8	15	19	18	7	10	70	86.9
Alabama	02/22/2024	72-44	W	25-65	.385	5-13	.385	17-24	.708	16	31	47	46.8	14	12	15	12	10	72	86.3
at Kentucky	02/25/2024	103-55	W	38-59	.644	8-12	.667	19-21	.905	6	31	37	46.5	18	30	15	10	11	103	87.0
at Arkansas	02/29/2024	98-61	W	40-66	.606	8-19	.421	10-17	.588	14	39	53	46.7	11	23	14	1	9	98	87.4
Tennessee	03/03/2024	76-68	W	27-81	.333	4-16	.250	18-26	.692	26	31	57	47.1	20	17	10	5	8	76	87.0
vs Texas A&M	03/08/2024	79-68	W	29-56	.518	4-8	.500	17-22	.773	16	24	40	46.8	17	20	24	3	1	79	86.7
vs Tennessee	03/09/2024	74-73	W	30-70	.429	4-15	.267	10-15	.667	18	23	41	46.6	17	13	9	6	5	74	86.3
vs LSU	03/10/2024	79-72	W	28-65	.431	7-20	.350	16-19	.842	11	26	37	46.3	16	16	13	11	8	79	86.1
Presbyterian	03/22/2024	91-39	W	36-64	.563	9-24	.375	10-15	.667	13	31	44	46.3	8	18	9	7	11	91	86.2
Total		2845		1099-2202	.499	216-546	.396	431-629	.685	473	1054	1527	46.3	466	622	436	263	291	2845	86.2
Opponents		1841		679-2129	.319	174-659	.264	309-453	.682	423	700	1123	34.0	549	332	529	100	216	1841	55.8

South Carolina Averages

Games Played	Points/game	FG Pct	3FG Pct	FT Pct	Rebounds/game	Assists/game	Turnovers/game	Assist/Turnover ratio	Steals/game	Blocks/game
33	86.2	49.9	39.6	68.5	46.3	18.8	13.2	1.4	8.8	8.0



**2023-24 South Carolina Women's Basketball
Opponents Game-by-Game
All games**

Page 1/1
as of Mar 22, 2024

Opponent	Date	Score	W	Total		3-Pointers		Free throws		Rebounds				PF	A	TO	BLK	STL	PTS	AVG
				FG-FGA	PCT	3FG-3FGA	PCT	FT-FTA	PCT	OFF	DEF	TOT	AVG							
vs Notre Dame	11/06/2023	100-71	W	25-76	.329	6-20	.300	15-21	.714	21	23	44	44.0	19	12	18	4	9	71	71.0
Maryland	11/12/2023	114-76	W	29-71	.408	10-22	.455	8-12	.667	11	22	33	38.5	22	15	15	1	4	76	73.5
Clemson	11/16/2023	109-40	W	16-72	.222	3-28	.107	5-11	.455	11	16	27	34.7	12	7	16	1	7	40	62.3
South Dakota St.	11/20/2023	78-38	W	17-62	.274	2-13	.154	2-4	.500	13	26	39	35.8	15	5	21	2	3	38	56.3
Mississippi Val.	11/24/2023	101-19	W	8-67	.119	1-19	.053	2-8	.250	12	21	33	35.2	19	4	19	3	6	19	48.8
at North Carolina	11/30/2023	65-58	W	21-67	.313	4-21	.190	12-17	.706	15	30	45	36.8	25	12	14	7	5	58	50.3
at Duke	12/03/2023	77-61	W	24-65	.369	11-23	.478	2-2	1.000	7	17	24	35.0	19	14	16	8	11	61	51.9
Morgan St.	12/06/2023	104-38	W	12-59	.203	3-17	.176	11-13	.846	10	11	21	33.3	12	6	19	0	11	38	50.1
vs Utah	12/10/2023	78-69	W	28-62	.452	5-20	.250	8-11	.727	8	20	28	32.7	22	13	17	1	11	69	52.2
Presbyterian	12/16/2023	99-29	W	10-64	.156	4-17	.235	5-8	.625	17	16	33	32.7	13	4	23	0	3	29	49.9
at Bowling Green	12/19/2023	93-62	W	20-55	.364	11-29	.379	11-16	.688	9	20	29	32.4	12	16	15	1	6	62	51.0
at East Carolina	12/30/2023	73-36	W	13-67	.194	2-12	.167	8-21	.381	15	27	42	33.2	23	3	13	2	8	36	49.8
at Florida	01/04/2024	89-66	W	26-79	.329	7-28	.250	7-12	.583	14	24	38	33.5	14	11	14	1	10	66	51.0
Mississippi St.	01/07/2024	85-66	W	27-75	.360	3-19	.158	9-16	.563	22	21	43	34.2	17	10	12	3	6	66	52.1
at Missouri	01/11/2024	81-57	W	19-56	.339	10-25	.400	9-11	.818	8	22	30	33.9	15	16	17	2	2	57	52.4
Kentucky	01/15/2024	98-36	W	15-61	.246	4-18	.222	2-6	.333	14	17	31	33.8	15	7	24	5	9	36	51.4
at Texas A&M	01/21/2024	99-64	W	21-69	.304	5-22	.227	17-21	.810	14	15	29	33.5	17	8	9	1	6	64	52.1
at LSU	01/25/2024	76-70	W	30-67	.448	6-18	.333	4-9	.444	13	24	37	33.7	15	17	12	7	6	70	53.1
Vanderbilt	01/28/2024	91-74	W	27-67	.403	8-25	.320	12-13	.923	15	20	35	33.7	14	13	9	2	3	74	54.2
at Auburn	02/01/2024	76-54	W	19-59	.322	3-10	.300	13-16	.813	11	24	35	33.8	17	10	17	9	7	54	54.2
Ole Miss	02/04/2024	85-56	W	19-56	.339	2-7	.286	16-21	.762	10	27	37	34.0	31	4	21	3	4	56	54.3
Missouri	02/08/2024	83-45	W	15-53	.283	9-27	.333	6-8	.750	11	22	33	33.9	13	10	21	2	6	45	53.9
UConn	02/11/2024	83-65	W	26-71	.366	7-23	.304	6-10	.600	13	24	37	34.0	11	12	13	4	5	65	54.3
at Tennessee	02/15/2024	66-55	W	21-65	.323	2-17	.118	11-14	.786	14	28	42	34.4	15	7	13	4	5	55	54.4
Georgia	02/18/2024	70-56	W	21-56	.375	4-11	.364	10-13	.769	10	20	30	34.2	15	10	18	2	14	56	54.4
Alabama	02/22/2024	72-44	W	15-68	.221	3-19	.158	11-14	.786	20	25	45	34.6	18	7	19	4	11	44	54.0
at Kentucky	02/25/2024	103-55	W	22-65	.338	4-14	.286	7-18	.389	14	14	28	34.4	20	12	19	0	7	55	54.1
at Arkansas	02/29/2024	98-61	W	21-63	.333	8-41	.195	11-15	.733	5	16	21	33.9	14	9	11	3	7	61	54.3
Tennessee	03/03/2024	76-68	W	24-66	.364	4-19	.211	16-22	.727	12	29	41	34.1	19	11	14	8	2	68	54.8
vs Texas A&M	03/08/2024	79-68	W	23-63	.365	6-20	.300	16-22	.727	16	12	28	33.9	16	14	14	3	7	68	55.2
vs Tennessee	03/09/2024	74-73	W	23-56	.411	8-23	.348	19-24	.792	10	24	34	33.9	14	12	12	4	3	73	55.8
vs LSU	03/10/2024	79-72	W	25-67	.373	6-14	.429	16-20	.800	17	27	44	34.3	15	11	17	3	8	72	56.3
Presbyterian	03/22/2024	91-39	W	17-60	.283	3-18	.167	2-4	.500	11	16	27	34.0	11	10	17	0	4	39	55.8
Total		1841		679-2129	.319	174-659	.264	309-453	.682	423	700	1123	34.0	549	332	529	100	216	1841	55.8
South Carolina		2845		1099-2202	.499	216-546	.396	431-629	.685	473	1054	1527	46.3	466	622	436	263	291	2845	86.2

Opponents Averages

Games Played	Points/game	FG Pct	3FG Pct	FT Pct	Rebounds/game	Assists/game	Turnovers/game	Assist/Turnover ratio	Steals/game	Blocks/game
33	55.8	31.9	26.4	68.2	34.0	10.1	16.0	0.6	6.5	3.0



2023-24 South Carolina Women's Basketball
Points-rebounds-assists
All games

Opponent	Date	Score	0	2	5	10	12	20	21	23	24	25	35
vs Notre Dame	11/06/2023	100-71	14-3-6	7-5-2	1-0-2	20-15-1	17-1-6	12-4-0	7-1-2	7-3-1	4-5-2	11-2-7	0-1-0
Maryland	11/12/2023	114-76	14-0-8	13-11-2	12-7-4	12-7-2	12-1-2	8-6-1	13-10-1	12-1-2	7-1-0	8-3-8	3-1-0
Clemson	11/16/2023	109-40	14-3-1	12-10-1	DNP	15-13-4	18-9-3	6-6-1	12-2-1	8-5-1	8-4-1	6-8-17	10-6-0
South Dakota St.	11/20/2023	78-38	DNP	8-5-3	DNP	23-10-0	11-5-3	6-6-1	5-9-0	5-7-2	2-1-1	18-3-6	0-1-0
Mississippi Val.	11/24/2023	101-19	10-8-1	14-7-1	DNP	14-10-3	17-4-5	12-5-4	11-5-1	5-2-3	2-7-4	12-8-5	4-5-0
at North Carolina	11/30/2023	65-58	14-5-4	10-4-0	0-0-0	6-16-2	0-0-0	0-0-0	11-3-0	15-1-0	0-0-0	9-7-2	0-0-0
at Duke	12/03/2023	77-61	12-1-1	2-4-0	0-1-0	15-14-2	9-0-1	1-1-0	14-9-3	13-3-1	DNP	11-4-4	0-0-0
Morgan St.	12/06/2023	104-38	12-1-5	8-4-1	16-1-1	10-7-0	14-1-6	10-6-1	7-14-4	9-1-3	6-2-0	12-2-5	0-1-0
vs Utah	12/10/2023	78-69	15-3-2	8-6-0	2-0-0	17-6-1	11-2-1	3-3-1	11-7-4	7-4-0	DNP	2-2-4	2-1-0
Presbyterian	12/16/2023	99-29	6-2-6	10-12-1	13-1-3	12-9-3	18-7-4	2-2-1	11-10-2	10-3-0	5-5-1	DNP	12-1-0
at Bowling Green	12/19/2023	93-62	12-4-6	9-8-0	4-1-0	11-4-5	6-3-1	5-5-2	21-6-1	18-2-2	0-0-0	5-2-4	2-0-0
at East Carolina	12/30/2023	73-36	9-1-2	11-5-1	0-2-0	12-10-5	12-9-3	9-4-0	7-10-3	5-2-0	4-2-0	4-7-3	0-3-0
at Florida	01/04/2024	89-66	17-3-4	6-8-1	8-1-1	10-15-1	10-2-0	0-2-1	5-7-1	15-4-0	2-1-0	16-4-5	0-2-0
Mississippi St.	01/07/2024	85-66	12-3-5	9-10-1	4-1-2	13-14-6	9-1-0	0-1-0	12-4-0	15-3-1	2-2-0	7-5-2	2-0-0
at Missouri	01/11/2024	81-57	15-6-3	10-6-1	6-1-0	7-8-1	0-2-1	10-4-4	2-2-0	21-4-0	DNP	10-2-2	DNP
Kentucky	01/15/2024	98-36	14-3-5	10-8-3	11-2-0	12-11-3	14-3-1	8-2-1	9-4-0	7-4-2	2-0-1	11-3-6	0-1-0
at Texas A&M	01/21/2024	99-64	10-1-5	4-6-2	0-0-1	17-13-1	21-1-3	15-4-0	13-10-5	8-6-3	1-0-0	6-0-4	4-0-0
at LSU	01/25/2024	76-70	12-0-6	2-1-0	0-0-0	11-8-2	8-4-0	6-4-1	14-3-1	10-5-1	DNP	13-9-4	DNP
Vanderbilt	01/28/2024	91-74	9-2-4	11-8-1	6-1-0	23-6-0	10-2-3	9-1-1	2-4-1	11-4-3	DNP	10-3-7	DNP
at Auburn	02/01/2024	76-54	5-3-3	14-15-0	8-2-1	13-6-0	15-2-0	4-1-0	DNP	0-2-1	3-0-0	10-5-6	4-4-0
Ole Miss	02/04/2024	83-45	11-3-3	11-10-1	3-5-2	17-4-3	19-1-1	10-1-1	2-2-0	10-7-1	1-2-0	5-4-6	1-0-0
Missouri	02/08/2024	85-56	6-2-1	9-7-3	6-5-5	DNP	19-1-4	11-5-2	12-8-2	10-7-0	DNP	6-8-2	4-1-0
UConn	02/11/2024	83-65	21-3-2	15-9-3	9-2-0	DNP	6-4-3	4-3-0	14-4-1	4-0-1	DNP	10-12-5	0-0-0
at Tennessee	02/15/2024	66-55	4-0-4	14-10-1	3-0-0	18-10-3	5-2-0	7-1-0	6-4-2	7-3-2	DNP	2-15-5	DNP
Georgia	02/18/2024	70-56	15-2-2	3-3-1	0-0-0	16-16-5	4-3-5	2-0-0	12-7-2	9-1-2	DNP	9-5-2	0-0-0
Alabama	02/22/2024	72-44	5-3-4	14-10-0	12-4-1	DNP	9-3-2	10-7-0	9-7-2	13-1-0	DNP	0-5-2	0-3-1
at Kentucky	02/25/2024	103-55	11-2-4	13-3-4	5-1-3	DNP	17-3-3	16-6-4	10-12-5	18-1-1	DNP	9-6-5	4-2-1
at Arkansas	02/29/2024	98-61	8-4-5	21-11-0	12-5-1	11-3-1	17-4-2	7-9-3	10-5-2	4-1-2	DNP	4-6-7	4-2-0
Tennessee	03/03/2024	76-68	14-4-4	13-4-1	4-2-2	18-14-2	13-5-3	1-3-1	0-2-0	13-6-0	DNP	0-8-4	0-0-0
vs Texas A&M	03/08/2024	79-68	8-4-2	10-5-1	13-2-0	17-6-3	6-3-4	6-3-1	8-6-1	5-1-3	DNP	6-6-5	0-0-0
vs Tennessee	03/09/2024	74-73	3-2-3	6-5-0	8-1-3	13-5-1	13-4-0	4-1-1	8-6-0	6-4-2	DNP	11-7-4	0-0-0
vs LSU	03/10/2024	79-72	12-2-5	3-6-0	4-0-0	8-6-0	24-0-2	4-4-1	6-4-0	9-3-2	DNP	9-5-5	0-2-1
Presbyterian	03/22/2024	91-39	18-1-3	7-8-4	0-4-2	DNP	17-1-3	12-10-2	21-13-0	DNP	DNP	11-4-4	5-2-0

2023-24 VS. RANKED OPPONENTS



2023-24 South Carolina Women's Basketball
Combined Team Statistics
Specific games

Page 1/1
as of Mar 20, 2024

Game Records

Record	Overall	Home	Away	Neutral
ALL GAMES	7-0	2-0	2-0	3-0
CONFERENCE	1-0	0-0	1-0	0-0
NON-CONFERENCE	6-0	2-0	1-0	3-0

Score by Periods

Team	1st	2nd	3rd	4th	OT	TOT
South Carolina	132	147	161	155	0	595
Opponents	126	109	124	122	0	481

Team Box Score

No.	Player	Total			3-Point		F-Throw		Rebounds				Other									
		GP-GS	MIN	AVG	FG-FGA	FG%	3FG-3FGA	3FG%	FT-FTA	FT%	OFF	DEF	TOT	AVG	PF	DQ	A	TO	BLK	STL	PTS	AVG
0	PAOPAO, Te-Hina	7-7	232:07	33.2	38-82	.463	21-46	.457	5-6	.833	0	16	16	2.3	7	0	33	14	0	11	102	14.6
10	CARDOSO, Kamilla	6-6	162:08	27.0	31-55	.564	0-0	.000	12-15	.800	15	43	58	9.7	20	2	8	14	17	4	74	12.3
12	FULWILEY, MiLaysia	7-0	102:29	14.6	29-56	.518	12-23	.522	8-10	.800	2	10	12	1.7	13	0	14	11	5	13	78	11.1
21	KITTS, Chloe	7-7	142:46	20.4	29-54	.537	1-1	1.000	17-27	.630	11	21	32	4.6	14	1	9	11	4	1	76	10.9
23	HALL, Bree	7-7	192:34	27.5	24-57	.421	8-26	.308	8-8	1.000	2	15	17	2.4	6	0	7	5	6	3	64	9.1
25	JOHNSON, Raven	7-7	219:07	31.3	25-65	.385	4-17	.235	8-12	.667	4	36	40	5.7	9	0	35	18	0	9	62	8.9
2	WATKINS, Ashlyn	7-1	130:10	18.6	24-45	.533	0-0	.000	10-16	.625	17	25	42	6.0	23	0	7	7	21	4	58	8.3
20	FEAGIN, Sania	7-0	89:58	12.9	17-29	.586	0-1	.000	3-8	.375	12	12	24	3.4	15	0	4	8	2	4	37	5.3
5	JOHNSON, Tessa	7-0	85:05	12.2	7-18	.389	4-11	.364	10-13	.769	0	9	9	1.3	5	0	6	5	1	5	28	4.0
24	JAH, Sahnnya	3-0	14:17	4.8	5-9	.556	0-1	.000	1-3	.333	2	4	6	2.0	3	0	2	1	0	1	11	3.7
35	WALKER, Sakima	6-0	29:19	4.9	1-4	.250	0-0	.000	3-4	.750	3	2	5	0.8	4	0	1	4	1	0	5	0.8
Team											19	18	37									
Total		7	1400		230-474	.485	50-126	.397	85-122	.697	87	211	298	42.6	119	3	126	98	57	55	595	85.0
Opponents		7	1400		184-481	.383	44-138	.319	69-100	.690	98	170	268	38.3	129	3	92	106	27	48	481	68.7

Team Statistics

	USC	OPP
Scoring	595	481
Points per game	85.0	68.7
Scoring margin	+16.3	-
Field goals-att	230-474	184-481
Field goal pct	.485	.383
3 point fg-att	50-126	44-138
3-point FG pct	.397	.319
3-pt FG made per game	7.1	6.3
Free throws-att	85-122	69-100
Free throw pct	.697	.690
F-Throws made per game	12.1	9.9
Rebounds	298	268
Rebounds per game	42.6	38.3
Rebounding margin	+4.3	-
Assists	126	92
Assists per game	18.0	13.1
Turnovers	98	106
Turnovers per game	14.0	15.1
Turnover margin	+1.1	-
Assist/turnover ratio	1.3	0.9
Steals	55	48
Steals per game	7.9	6.9
Blocks	57	27
Blocks per game	8.1	3.9
Winning streak	7	-
Home win streak	2	-
Attendance	34174	19524
Home games-Avg/Game	2-17087	2-9762
Neutral site-Avg/Game	-	3-8265

Team Results

Date	Opponent		Score	Att.
11/06/2023	vs Notre Dame	W	100-71	3203
11/12/2023	Maryland	W	114-76	16007
11/30/2023	at North Carolina	W	65-58	6319
12/10/2023	vs Utah	W	78-69	8428
01/25/2024	at LSU	W	76-70	13205
02/11/2024	UConn	W	83-65	18167
03/10/2024	vs LSU	W	79-72	13163

LAST 5 GAMES



2023-24 South Carolina Women's Basketball
Combined Team Statistics
Specific games

Page 1/1
as of Mar 22, 2024

Game Records

Record	Overall	Home	Away	Neutral
ALL GAMES	5-0	2-0	0-0	3-0
CONFERENCE	1-0	1-0	0-0	0-0
NON-CONFERENCE	4-0	1-0	0-0	3-0

Score by Periods

Team	1st	2nd	3rd	4th	OT	TOT
South Carolina	100	93	116	90	0	399
Opponents	58	76	100	86	0	320

Team Box Score

No.	Player	Total			3-Point			F-Throw			Rebounds				PF DQ A TO BLK STL PTS AVG							
		GP-GS	MIN	AVG	FG-FGA	FG%	3FG-3FGA	3FG%	FT-FTA	FT%	OFF	DEF	TOT	AVG	PF	DQ	A	TO	BLK	STL	PTS	AVG
12	FULWILEY, MiLaysia	5-1	87:51	17.6	24-52	.462	10-20	.500	15-19	.789	5	8	13	2.6	9	0	12	5	1	6	73	14.6
10	CARDOSO, Kamilla	4-4	100:19	25.1	22-39	.564	1-1	1.000	11-14	.786	19	12	31	7.8	15	2	6	7	7	1	56	14.0
0	PAOPAO, Te-Hina	5-5	143:43	28.7	19-50	.380	11-27	.407	6-6	1.000	2	11	13	2.6	2	0	17	8	1	3	55	11.0
21	KITTS, Chloe	5-3	87:32	17.5	19-29	.655	0-0	.000	5-7	.714	9	22	31	6.2	9	0	1	5	1	2	43	8.6
23	HALL, Bree	4-4	99:40	24.9	13-36	.361	3-13	.231	4-7	.571	5	9	14	3.5	4	0	7	5	4	2	33	8.3
2	WATKINS, Ashlyn	5-1	99:45	19.9	16-38	.421	0-0	.000	7-14	.500	14	14	28	5.6	15	0	6	11	11	6	39	7.8
25	JOHNSON, Raven	5-4	143:14	28.6	16-38	.421	2-11	.182	3-5	.600	7	23	30	6.0	5	0	22	8	0	6	37	7.4
5	JOHNSON, Tessa	5-1	112:12	22.4	8-25	.320	1-9	.111	12-13	.923	4	5	9	1.8	4	0	7	6	2	3	29	5.8
20	FEAGIN, Sania	5-2	101:49	20.4	12-26	.462	0-2	.000	5-8	.625	7	14	21	4.2	12	0	5	4	5	3	29	5.8
35	WALKER, Sakima	5-0	23:55	4.8	1-3	.333	0-0	.000	3-4	.750	1	3	4	0.8	3	0	1	2	0	1	5	1.0
Team											11	14	25				4					
Total		5	1000		150-336	.446	28-83	.337	71-97	.732	84	135	219	43.8	78	2	84	65	32	33	399	79.8
Opponents		5	1000		112-312	.359	27-94	.287	69-92	.750	66	108	174	34.8	75	1	58	74	18	24	320	64.0

Team Statistics

	USC	OPP
Scoring	399	320
Points per game	79.8	64.0
Scoring margin	+15.8	-
Field goals-att	150-336	112-312
Field goal pct	.446	.359
3 point fg-att	28-83	27-94
3-point FG pct	.337	.287
3-pt FG made per game	5.6	5.4
Free throws-att	71-97	69-92
Free throw pct	.732	.750
F-Throws made per game	14.2	13.8
Rebounds	219	174
Rebounds per game	43.8	34.8
Rebounding margin	+9.0	-
Assists	84	58
Assists per game	16.8	11.6
Turnovers	65	74
Turnovers per game	13.0	14.8
Turnover margin	+1.8	-
Assist/turnover ratio	1.3	0.8
Steals	33	24
Steals per game	6.6	4.8
Blocks	32	18
Blocks per game	6.4	3.6
Winning streak	5	-
Home win streak	2	-
Attendance	29536	0
Home games-Avg/Game	2-14768	0-0
Neutral site-Avg/Game	-	3-11596

Team Results

Date	Opponent		Score	Att.
03/03/2024	Tennessee	W	76-68	18000
03/08/2024	vs Texas A&M	W	79-68	8841
03/09/2024	vs Tennessee	W	74-73	12784
03/10/2024	vs LSU	W	79-72	13163
03/22/2024	Presbyterian	W	91-39	11536

SEC GAMES



2023-24 South Carolina Women's Basketball Combined Team Statistics In Conference games

Page 1/1
as of Mar 22, 2024

Game Records

Record	Overall	Home	Away	Neutral
ALL GAMES	16-0	8-0	8-0	0-0
CONFERENCE	16-0	8-0	8-0	0-0
NON-CONFERENCE	0-0	0-0	0-0	0-0

Score by Periods

Team	1st	2nd	3rd	4th	OT	TOT
South Carolina	317	324	368	339	0	1348
Opponents	229	215	255	228	0	927

Team Box Score

No.	Player				Total		3-Point		F-Throw		Rebounds											
		GP-GS	MIN	AVG	FG-FGA	FG%	3FG-3FGA	3FG%	FT-FTA	FT%	OFF	DEF	TOT	AVG	PF	DQ	A	TO	BLK	STL	PTS	AVG
10	CARDOSO, Kamilla	13-13	322:29	24.8	74-134	.552	0-0	.000	38-60	.633	53	75	128	9.8	24	1	28	22	28	10	186	14.3
12	FULWILEY, MiLaysia	16-1	297:36	18.6	64-149	.430	17-56	.304	40-50	.800	8	31	39	2.4	37	0	28	28	7	31	185	11.6
23	HALL, Bree	16-16	444:06	27.8	67-140	.479	23-53	.434	14-17	.824	19	40	59	3.7	21	0	19	17	9	8	171	10.7
0	PAOPAO, Te-Hina	16-16	453:57	28.4	61-134	.455	32-75	.427	14-15	.933	4	37	41	2.6	11	0	62	23	4	10	168	10.5
2	WATKINS, Ashlyn	16-5	360:51	22.6	66-113	.584	0-1	.000	32-52	.615	42	78	120	7.5	35	1	20	23	34	21	164	10.3
21	KITTS, Chloe	15-12	272:39	18.2	51-100	.510	1-1	1.000	15-23	.652	22	59	81	5.4	26	0	23	24	11	10	118	7.9
25	JOHNSON, Raven	16-15	423:29	26.5	47-117	.402	8-29	.276	16-25	.640	20	68	88	5.5	18	0	69	26	5	30	118	7.4
20	FEAGIN, Sania	16-2	235:42	14.7	44-71	.620	1-1	1.000	27-37	.730	17	34	51	3.2	32	0	19	15	11	4	116	7.3
5	JOHNSON, Tessa	16-0	258:33	16.2	30-67	.448	16-34	.471	12-14	.857	4	26	30	1.9	6	0	19	15	0	12	88	5.5
35	WALKER, Sakima	12-0	92:41	7.7	11-21	.524	0-0	.000	1-3	.333	7	8	15	1.3	12	1	2	7	6	3	23	1.9
24	JAH, Sahnya	6-0	37:57	6.3	4-11	.364	1-3	.333	2-4	.500	1	4	5	0.8	5	0	1	3	0	3	11	1.8
Team											25	29	54					3				
Total		16	3200		519-1057	.491	99-253	.391	211-300	.703	222	489	711	44.4	227	3	290	206	115	142	1348	84.3
Opponents		16	3200		342-1025	.334	82-320	.256	161-229	.703	207	348	555	34.7	269	6	162	250	56	105	927	57.9

Team Statistics

	USC	OPP
Scoring	1348	927
Points per game	84.3	57.9
Scoring margin	+26.3	-
Field goals-att	519-1057	342-1025
Field goal pct	.491	.334
3 point fg-att	99-253	82-320
3-point FG pct	.391	.256
3-pt FG made per game	6.2	5.1
Free throws-att	211-300	161-229
Free throw pct	.703	.703
F-Throws made per game	13.2	10.1
Rebounds	711	555
Rebounds per game	44.4	34.7
Rebounding margin	+9.8	-
Assists	290	162
Assists per game	18.1	10.1
Turnovers	206	250
Turnovers per game	12.9	15.6
Turnover margin	+2.8	-
Assist/turnover ratio	1.4	0.6
Steals	142	105
Steals per game	8.9	6.6
Blocks	115	56
Blocks per game	7.2	3.5
Winning streak	16	-
Home win streak	8	-
Attendance	135623	53258
Home games-Avg/Game	8-16953	8-6657
Neutral site-Avg/Game	-	0-0

Team Results

Date	Opponent		Score	Att.
01/04/2024	at Florida	W	89-66	4192
01/07/2024	Mississippi St.	W	85-66	15751
01/11/2024	at Missouri	W	81-57	4533
01/15/2024	Kentucky	W	98-36	15929
01/21/2024	at Texas A&M	W	99-64	5924
01/25/2024	at LSU	W	76-70	13205
01/28/2024	Vanderbilt	W	91-74	18000
02/01/2024	at Auburn	W	76-54	4814
02/04/2024	Ole Miss	W	85-56	18000
02/08/2024	Missouri	W	83-45	15236
02/15/2024	at Tennessee	W	66-55	11073
02/18/2024	Georgia	W	70-56	18478
02/22/2024	Alabama	W	72-44	16229
02/25/2024	at Kentucky	W	103-55	5626
02/29/2024	at Arkansas	W	98-61	3891
03/03/2024	Tennessee	W	76-68	18000

ALL POSTSEASON GAMES

Game Records

Record	Overall	Home	Away	Neutral
ALL GAMES	4-0	1-0	0-0	3-0
CONFERENCE	0-0	0-0	0-0	0-0
NON-CONFERENCE	4-0	1-0	0-0	3-0

Score by Periods

Team	1st	2nd	3rd	4th	OT	TOT
South Carolina	80	73	97	73	0	323
Opponents	44	58	84	66	0	252

Team Box Score

No.	Player	Total			3-Point		F-Throw		Rebounds													
		GP-GS	MIN	AVG	FG-FGA	FG%	3FG-3FGA	3FG%	FT-FTA	FT%	OFF	DEF	TOT	AVG	PF	DQ	A	TO	BLK	STL	PTS	AVG
12	FULWILEY, MiLaysia	4-0	67:30	16.9	20-40	.500	9-16	.563	11-12	.917	3	5	8	2.0	7	0	9	3	1	3	60	15.0
10	CARDOSO, Kamilla	3-3	76:16	25.4	16-26	.615	1-1	1.000	5-7	.714	10	7	17	5.7	10	1	4	6	7	0	38	12.7
21	KITTS, Chloe	4-3	74:26	18.6	19-26	.731	0-0	.000	5-7	.714	9	20	29	7.3	6	0	1	4	1	2	43	10.8
0	PAOPAO, Te-Hina	4-4	109:19	27.3	14-38	.368	9-22	.409	4-4	1.000	1	8	9	2.3	2	0	13	8	1	3	41	10.3
25	JOHNSON, Raven	4-4	121:53	30.5	16-32	.500	2-9	.222	3-5	.600	5	17	22	5.5	2	0	18	5	0	5	37	9.3
20	FEAGIN, Sania	4-1	83:20	20.8	12-23	.522	0-2	.000	4-6	.667	6	12	18	4.5	9	0	4	4	3	3	28	7.0
23	HALL, Bree	3-3	70:58	23.7	8-20	.400	2-9	.222	2-5	.400	1	7	8	2.7	3	0	7	5	1	1	20	6.7
2	WATKINS, Ashlyn	4-1	80:37	20.2	11-27	.407	0-0	.000	4-8	.500	10	14	24	6.0	12	0	5	10	11	5	26	6.5
5	JOHNSON, Tessa	4-1	94:14	23.6	6-20	.300	1-8	.125	12-13	.923	4	3	7	1.8	4	0	5	5	2	2	25	6.3
35	WALKER, Sakima	4-0	21:27	5.4	1-3	.333	0-0	.000	3-4	.750	1	3	4	1.0	3	0	1	2	0	1	5	1.3
Team											8	8	16									
Total		4	800		123-255	.482	24-67	.358	53-71	.746	58	104	162	40.5	58	1	67	55	27	25	323	80.8
Opponents		4	800		88-246	.358	23-75	.307	53-70	.757	54	79	133	33.3	56	1	47	60	10	22	252	63.0

Team Results

Date	Opponent	Score	Att.
03/08/2024	vs Texas A&M	W 79-68	8841
03/09/2024	vs Tennessee	W 74-73	12784
03/10/2024	vs LSU	W 79-72	13163
03/22/2024	Presbyterian	W 91-39	11536

SEC TOURNAMENT ONLY

Game Records

Record	Overall	Home	Away	Neutral
ALL GAMES	3-0	0-0	0-0	3-0
CONFERENCE	0-0	0-0	0-0	0-0
NON-CONFERENCE	3-0	0-0	0-0	3-0

Score by Periods

Team	1st	2nd	3rd	4th	OT	TOT
South Carolina	53	52	71	56	0	232
Opponents	34	43	72	64	0	213

Team Box Score

No.	Player	Total			3-Point		F-Throw		Rebounds													
		GP-GS	MIN	AVG	FG-FGA	FG%	3FG-3FGA	3FG%	FT-FTA	FT%	OFF	DEF	TOT	AVG	PF	DQ	A	TO	BLK	STL	PTS	AVG
12	FULWILEY, MiLaysia	3-0	46:23	15.5	14-29	.483	4-6	.667	11-12	.917	2	5	7	2.3	5	0	6	3	0	3	43	14.3
10	CARDOSO, Kamilla	3-3	76:16	25.4	16-26	.615	1-1	1.000	5-7	.714	10	7	17	5.7	10	1	4	6	7	0	38	12.7
25	JOHNSON, Raven	3-3	94:58	31.7	11-24	.458	2-7	.286	2-2	1.000	4	14	18	6.0	2	0	14	5	0	1	26	8.7
5	JOHNSON, Tessa	3-0	63:53	21.3	6-13	.462	1-4	.250	12-13	.923	2	1	3	1.0	4	0	3	3	2	1	25	8.3
0	PAOPAO, Te-Hina	3-3	85:10	28.4	7-27	.259	5-15	.333	4-4	1.000	0	8	8	2.7	0	0	10	6	1	2	23	7.7
21	KITTS, Chloe	3-3	48:53	16.3	10-17	.588	0-0	.000	2-3	.667	5	11	16	5.3	6	0	1	4	0	1	22	7.3
23	HALL, Bree	3-3	70:58	23.7	8-20	.400	2-9	.222	2-5	.400	1	7	8	2.7	3	0	7	5	1	1	20	6.7
2	WATKINS, Ashlyn	3-0	57:27	19.2	8-21	.381	0-0	.000	3-6	.500	9	7	16	5.3	11	0	1	7	7	3	19	6.3
20	FEAGIN, Sania	3-0	50:59	17.0	7-13	.538	0-1	.000	2-4	.500	3	5	8	2.7	7	0	2	3	2	2	16	5.3
35	WALKER, Sakima	3-0	05:02	1.7	0-1	.000	0-0	.000	0-0	.000	1	1	2	0.7	2	0	1	2	0	0	0	0.0
Team											8	7	15									
Total		3	600		87-191	.455	15-43	.349	43-56	.768	45	73	118	39.3	50	1	49	46	20	14	232	77.3
Opponents		3	600		71-186	.382	20-57	.351	51-66	.773	43	63	106	35.3	45	1	37	43	10	18	213	71.0

Team Results

Date	Opponent	Score	Att.
03/08/2024	vs Texas A&M	W 79-68	8841
03/09/2024	vs Tennessee	W 74-73	12784
03/10/2024	vs LSU	W 79-72	13163



**2023-24 South Carolina Women's Basketball
Combined Team Statistics
All games**

Page 1/1
as of Mar 22, 2024

Game Records

Record	Overall	Home	Away	Neutral
ALL GAMES	33-0	16-0	12-0	5-0
CONFERENCE	16-0	8-0	8-0	0-0
NON-CONFERENCE	17-0	8-0	4-0	5-0

Score by Periods

Team	1st	2nd	3rd	4th	OT	TOT
South Carolina	690	694	777	684	0	2845
Opponents	454	413	521	453	0	1841

Team Box Score

No.	Player				Total		3-Point		F-Throw		Rebounds											
		GP-GS	MIN	AVG	FG-FGA	FG%	3FG-3FGA	3FG%	FT-FTA	FT%	OFF	DEF	TOT	AVG	PF	DQ	A	TO	BLK	STL	PTS	AVG
10	CARDOSO, Kamilla	28-27	699:22	25.0	156-267	.584	1-1	1.000	78-116	.672	99	167	266	9.5	56	3	60	48	74	16	391	14.0
12	FULWILEY, MiLaysia	33-3	619:39	18.8	141-315	.448	40-118	.339	74-94	.787	21	72	93	2.8	74	1	75	56	23	56	396	12.0
0	PAOPAO, Te-Hina	32-32	881:09	27.5	130-278	.468	77-162	.475	25-29	.862	8	76	84	2.6	19	0	119	51	6	27	362	11.3
23	HALL, Bree	32-32	848:56	26.5	117-258	.453	46-115	.400	29-41	.707	27	74	101	3.2	35	0	42	35	17	17	309	9.7
2	WATKINS, Ashlyn	33-7	673:52	20.4	133-234	.568	0-1	.000	51-92	.554	89	145	234	7.1	79	2	40	48	81	41	317	9.6
21	KITTS, Chloe	32-28	615:03	19.2	125-228	.548	1-2	.500	54-81	.667	57	143	200	6.3	48	1	47	47	22	16	305	9.5
25	JOHNSON, Raven	32-30	887:58	27.7	107-235	.455	21-65	.323	28-45	.622	34	136	170	5.3	34	0	157	54	5	65	263	8.2
20	FEAGIN, Sania	33-3	493:40	15.0	91-158	.576	1-5	.200	39-58	.672	42	78	120	3.6	60	0	35	37	20	13	222	6.7
5	JOHNSON, Tessa	30-2	506:10	16.9	56-128	.438	26-62	.419	32-38	.842	10	42	52	1.7	18	0	34	30	2	22	170	5.7
24	JAH, Sahnya	16-0	146:15	9.1	21-58	.362	3-15	.200	4-12	.333	10	22	32	2.0	17	0	10	8	1	10	49	3.1
35	WALKER, Sakima	29-1	227:56	7.9	22-43	.512	0-0	.000	17-23	.739	13	26	39	1.3	26	1	3	15	12	8	61	2.1
Team											63	73	136									
Total		33	6600		1099-2202	.499	216-546	.396	431-629	.685	473	1054	1527	46.3	466	8	622	436	263	291	2845	86.2
Opponents		33	6600		679-2129	.319	174-659	.264	309-453	.682	423	700	1123	34.0	549	12	332	529	100	216	1841	55.8

Team Statistics

	USC	OPP
Scoring	2845	1841
Points per game	86.2	55.8
Scoring margin	+30.4	-
Field goals-att	1099-2202	679-2129
Field goal pct	.499	.319
3 point fg-att	216-546	174-659
3-point FG pct	.396	.264
3-pt FG made per game	6.5	5.3
Free throws-att	431-629	309-453
Free throw pct	.685	.682
F-Throws made per game	13.1	9.4
Rebounds	1527	1123
Rebounds per game	46.3	34.0
Rebounding margin	+12.2	-
Assists	622	332
Assists per game	18.8	10.1
Turnovers	436	529
Turnovers per game	13.2	16.0
Turnover margin	+2.8	-
Assist/turnover ratio	1.4	0.6
Steals	291	216
Steals per game	8.8	6.5
Blocks	263	100
Blocks per game	8.0	3.0
Winning streak	33	-
Home win streak	16	-
Attendance	258867	75096
Home games-Avg/Game	16-16179	12-6258
Neutral site-Avg/Game	-	5-9284

Team Results

Date	Opponent	Score	Att.
11/06/2023	vs Notre Dame	W 100-71	3203
11/12/2023	Maryland	W 114-76	16007
11/16/2023	Clemson	W 109-40	16820
11/20/2023	South Dakota St.	W 78-38	14799
11/24/2023	Mississippi Val.	W 101-19	14558
11/30/2023	at North Carolina	W 65-58	6319
12/03/2023	at Duke	W 77-61	5607
12/06/2023	Morgan St.	W 104-38	16181
12/10/2023	vs Utah	W 78-69	8428
12/16/2023	Presbyterian	W 99-29	15176
12/19/2023	at Bowling Green	W 93-62	4195
12/30/2023	at East Carolina	W 73-36	5717
01/04/2024	at Florida	W 89-66	4192
01/07/2024	Mississippi St.	W 85-66	15751
01/11/2024	at Missouri	W 81-57	4533
01/15/2024	Kentucky	W 98-36	15929
01/21/2024	at Texas A&M	W 99-64	5924
01/25/2024	at LSU	W 76-70	13205
01/28/2024	Vanderbilt	W 91-74	18000
02/01/2024	at Auburn	W 76-54	4814
02/04/2024	Ole Miss	W 85-56	18000
02/08/2024	Missouri	W 83-45	15236
02/11/2024	UConn	W 83-65	18167
02/15/2024	at Tennessee	W 66-55	11073
02/18/2024	Georgia	W 70-56	18478
02/22/2024	Alabama	W 72-44	16229
02/25/2024	at Kentucky	W 103-55	5626
02/29/2024	at Arkansas	W 98-61	3891
03/03/2024	Tennessee	W 76-68	18000
03/08/2024	vs Texas A&M	W 79-68	8841
03/09/2024	vs Tennessee	W 74-73	12784
03/10/2024	vs LSU	W 79-72	13163
03/22/2024	Presbyterian	W 91-39	11536