



SOUTH CAROLINA WOMEN'S BASKETBALL

Asst. AD Communications/PR: Diana Koval | Office: 803.777.7977 | Cell: 314.369.6050 | Email: dkoval@mailbox.sc.edu
Web: www.GamecocksOnline.com | X: @GamecockWBB | Instagram: @GamecockWBB | TikTok: @GamecockWBB | Facebook: @GamecockWBB

2024 NCAA NATIONAL CHAMPIONSHIP GAME

APRIL 7, 2024 – 3 PM – CLEVELAND, OHIO – ROCKET MORTGAGE FIELDHOUSE

HOW TO FOLLOW

TV: ESPN (Ryan Ruocco, Rebecca Lobo, Holly Rowe)
Radio: 107.5 FM (Brad Muller)/SiriusXM 84
Live Stats: NCAA.com

THE MATCHUP

GAMECOCKS

37-0, 17-0 SEC

Ranking: 1/1 (AP/Coaches)

Head Coach: Dawn Staley

Record at SC: 439-106 (16th)

Career Record: 611-186 (24th)

Top Scorer: Kamilla Cardoso (14.3)

Top Rebounder: Kamilla Cardoso (9.5)



HAWKEYES

34-4, 15-3 BIG TEN

Ranking: 2/2 (AP/Coaches)

Head Coach: Lisa Bluder

Record at Iowa: 528-253 (23rd)

Career Record: 834-395 (39th)

Top Scorer: Caitlin Clark (31.7)

Top Rebounder: Caitlin Clark (7.3)



THE SERIES

South Carolina Record: 1-1

H: 0-0 **A:** 0-0 **N:** 1-1

Current Streak: Lost 1

Last Meeting: L, 73-77, 3/31/23 in Dallas, Texas

First Meeting: W, 82-76, 12/29/89 in Hilton Head, S.C.

NCAA TOURNAMENT HISTORY

Appearances (Total/Staley Era): 20 / 12

South Carolina Record: 49-17 / 41-9

Sweet 16s: 14 / 11

Elite Eights: 8 / 7

Final Fours: 6 / 6 (2015, 2017, 2021, 2022, 2023, 2024)

Championships: 2 / 2 (2017, 2022)

GAMECOCK NOTABLES

- This is South Carolina's third appearance in the National Championship game in program history and second in the last three seasons. The Gamecocks won both their previous title games – 2017, 2022.
- Under Dawn Staley, South Carolina is 16-2 in postseason games with a championship on the line – NCAA Championship 2-0, NCAA Regional Final 6-1, SEC Tournament Championship 8-1.
- South Carolina is outscoring its opponents in the paint by 20.0 points per game at the NCAA Tournament with a bulk of the damage done in the last two games – +30 vs. Oregon St., +24 vs. NC State.
- The Gamecocks have held their 10 ranked opponents to just 67.3 points per game this season, including limiting the last two to a 58.5 average.
- All-America center Kamilla Cardoso has had a stellar NCAA Tournament, becoming the fifth Gamecock to post multiple games of 22 or more points in the same tournament – most recently Aliyah Boston in 2022. Cardoso averages 17.0 points on 68.2 percent shooting at this event.
- Second-Team All-SEC forward Ashlyn Watkins is the Gamecocks' top rebounder in the 2024 NCAA Tournament, reeling in 9.8 boards per game, including her 20 boards in the semifinals Friday. It marked just the second time a Gamecock had a 20-rebound game in the NCAA Tournament (Boston 22 vs. North Carolina, Mar. 25, 2022). Watkins has added 7.6 points and 2.6 blocks per game in the tournament as well.
- Second-Team All-SEC guard Raven Johnson is second in the nation with a 3.1 assist-to-turnover ratio. With five assists against NC State, she moved into fourth place in the program's single-season assists list. She has had nine turnover-free games this season, including Friday night.

SCHEDULE/RESULTS

<i>Aflac OUI-Play (Paris, France)</i>		
Nov. 6	vs. #10/10 Notre Dame (ESPN)	W, 100-71
Nov. 12	#14/11 Maryland (ABC)	W, 114-76
Nov. 16	Clemson (SECN)	W, 109-40
Nov. 20	South Dakota State (SECN+)	W, 78-38
Nov. 24	Miss. Valley St. (SECN+)	W, 101-19
<i>ACC/SEC Challenge</i>		
Nov. 30	at #24/24 North Carolina (ESPN)	W, 65-58
<i>Jimmy V Classic</i>		
Dec. 3	at Duke (ABC)	W, 77-61
Dec. 6	Morgan State (SECN+)	W, 104-38
<i>Basketball Hall of Fame Showcase (Uncasville, CT)</i>		
Dec. 10	vs. #11/7 Utah (ESPN)	W, 78-69
Dec. 16	Presbyterian (SECN+)	W, 99-29
Dec. 19	at Bowling Green (ESPN+)	W, 93-62
Dec. 30	at East Carolina (ESPN2)	W, 73-36
Jan. 4	at Florida* (SECN)	W, 89-66
Jan. 7	Mississippi State* (ESPN)	W, 85-66
Jan. 11	at Missouri* (SECN+)	W, 81-57
Jan. 15	Kentucky* (SECN)	W, 98-36
Jan. 21	at Texas A&M* (SECN)	W, 99-64
Jan. 25	at #9/9 LSU* (ESPN)	W, 76-70
Jan. 28	Vanderbilt* (SECN) We Back Pat	W, 91-74
Feb. 1	at Auburn* (SECN+)	W, 76-54
Feb. 4	Ole Miss* (ESPN2) Play 4 Kay	W, 85-56
Feb. 8	Missouri* (SECN)	W, 83-45
Feb. 11	#11/9 Connecticut (ESPN)	W, 83-65
Feb. 15	at Tennessee* (ESPN)	W, 66-55
Feb. 18	Georgia* (ABC)	W, 70-56
Feb. 22	Alabama* (SECN)	W, 72-44
Feb. 25	at Kentucky* (SECN)	W, 103-55
Feb. 29	at Arkansas* (SECN)	W, 98-61
Mar. 3	Tennessee* (ESPN)	W, 76-68
<i>SEC Tournament (Greenville, S.C.)</i>		
Mar. 8	Texas A&M (SECN)	W, 79-68
Mar. 9	Tennessee (ESPNU)	W, 74-73
Mar. 10	#8/5 LSU (ESPN)	W, 79-72
<i>NCAA Tournament (Columbia, S.C./Albany, N.Y./Cleveland)</i>		
Mar. 22	Presbyterian (ESPN)	W, 91-39
Mar. 24	North Carolina (ABC)	W, 88-41
Mar. 29	#14/14 Indiana (ESPN)	W, 79-75
Mar. 31	#12/15 Oregon State (ESPN)	W, 70-58
Apr. 5	#11/11 NC State (ESPN)	W, 78-59
Apr. 7	#2/2 Iowa (ABC)	3 p.m.

* indicates SEC game













See NCAA Tournament Supplement for:

- Our NCAA Tourn. History
- Updated Record Book
- News Clips

<https://bit.ly/49j2lqZ>

TALE OF THE TAPE

SOUTH CAROLINA	85.4	.493	.395	6.6	.692	12.8	56.1	+29.4	.322	.269	+12.3	18.5	+2.8	7.8	8.8
Points	FG%	3FG%	3FGM per Game	FT%	FTM per Game	Scoring Def.	Scoring Margin	FG% Def.	3FG% Def.	Reb. Margin	Assist Avg.	TO Margin	Blocks Avg.	Steals Avg.	
IOWA	91.4	.498	.376	11.0	.779	15.4	71.5	+19.9	.398	.305	+7.0	21.0	+0.5	3.3	7.5

0		Te-Hina Paopao <i>tuh-HEE-nuh POW-pow</i> 5-9 • Sr. • Guard Oceanside, Calif.	Season PPG 10.9 APG 3.7 FG% .458 3FG% .462 FT% .862	Career 12.0 3.6 .430 .406 .867	LAST GM: 10 pts, 6 assts, 2 3FGs vs. NCST NOTABLE: Great court vision and shooter ... 2nd-team All-SEC, 2nd-team All-America ... 3rd in NCAA in 3FG%; in SEC, 2nd 3s/gm (2.3), 4th A:TO (2.3), 9th apg.	Career Highs Pts: 28 vs. Stanford, 3/2/23* Reb: 9 vs. Stanford, 2/15/21* Asst: 10 vs. USD, 3/23/23* Stl: 4, 2x, vs. Seatt., 11/12/22* 3FG: 7, 2x, vs. Stan., 3/23/23*
2		Ashlyn Watkins <i>ASH-lynn</i> 6-3 • So. • Forward Columbia, S.C.	Season PPG 9.4 RPG 7.4 BPG 2.4 FG% .549 FT% .557	Career 7.3 5.4 1.7 .553 .527	LAST GM: 8 pts, 20 rebs, 2 blks vs. NCST NOTABLE: Strong, effortlessly athletic ... 2nd-team All-SEC ... 18th in NCAA in bpg; in SEC 12th in rpg ... 8 dbl-dbls ... 2.8 off. rpg (9th in SEC) ... in NCAA Tourn games – 9.8 rpg, 7.6 ppg, 2.6 bpg	Career Highs Pts: 21 at Arkansas, 2/29/24 Reb: 20 vs. NC State, 4/5/24 Blk: 6, 2x, at Florida, 1/4/24 Asst: 4, 2x, vs. Presby., 3/22/24 Stl: 4, 2x, at Tennessee, 2/15/24
5		Tessa Johnson 6-0 • Fr. • Guard Albertville, Minn.	Season PPG 6.2 APG 1.1 FG% .434 3FG% .427 FT% .857	Career 6.2 1.1 .434 .427 .857	LAST GM: 9 pts, 2 assts, 1 stl vs. NCST NOTABLE: Multi-level scoring threat ... 9 gms of 10+ pts ... 8.4 ppg, 24.9 mins/gm in NCAA Tourn. ... #25 in 2023 Class ... McDonald's All-American (won 3-pt contest).	Career Highs Pts: 16 vs. Morgan St, 12/6/23 Reb: 7 vs. Maryland, 11/12/23 Asst: 5 vs. Missouri, 2/8/24 Stl: 3, 2x, vs. Alabama, 2/22/24 3FG: 4 at Arkansas, 2/29/24
10		Kamilla Cardoso <i>kuh-MILL-uh car-DOE-zo</i> 6-7 • Sr. • Center Montes Claros, Brazil	Season PPG 14.3 RPG 9.5 BPG 2.5 FG% .598 FT% .677	Career 10.6 7.8 2.1 .576 .668	LAST GM: 22 pts, 11 rebs, 2 blks vs. NCST NOTABLE: Dominant on both ends ... WBCA and SEC Def. POY, 1st-team All-SEC & All-America ... 15 dbl-dbls ... 16th in NCAA in bpg, 14th in FG% ... 3.6 off. rpg ... Albany 1 Regional MOP.	Career Highs Pts: 25 vs. Lincoln, 12/2/20* Reb: 16, 3x, vs. UGA, 2/18/24* Assts: 6, 2x, vs. Miss. St., 1/7/24 Blk: 9 vs. Notre Dame, 1/31/21* Stl: 3 vs. Georgia, 2/18/24
12		MiLaysia Fulwiley <i>my-LAY-zhuh full-WHY-lee</i> 5-10 • Fr. • Guard Columbia, S.C.	Season PPG 11.8 APG 2.1 FG% .439 3FG% .343 FT% .782	Career 11.8 2.1 .439 .343 .782	LAST GM: 7 pts, 1 asst, 4 stls vs. NCST NOTABLE: A “generational player” who soaks up coaching ... SEC All-Fr. Team, SEC Tourn MVP ... in postseason – 12.6 ppg, 46.9 3FG% ... #13 in Class of 2023 ... HS All-American ... 4x SCBCA POY.	Career Highs Pts: 24 vs. LSU, 3/10/24 Reb: 9, 3x, vs. UNC, 3/24/24 Asst: 6, 2x, vs. Miss. St, 12/6/23 Stl: 6, 2x, vs. Missouri, 2/8/24 3FG: 5 vs. Presby. 3/22/24
20		Sania Feagin <i>suh-NYE-uh FAY-ghin</i> 6-3 • Jr. • Forward Ellenwood, Ga.	Season PPG 6.7 RPG 3.8 BPG 0.6 FG% .548 FT% .683	Career 4.6 2.6 0.6 .571 .669	LAST GM: 6 pts, 3 rebs, 1 blk vs. NCST NOTABLE: Physical inside player, stretching offensive range ... growing confidence ... 10 games scoring in double figures ... in NCAA Tournament – 7.6 ppg, 5.8 rpg, 19.2 mins/game.	Career Highs Pts: 16 at Kentucky, 2/25/24 Reb: 10 vs. Presby., 3/22/24 Asst: 4, 2x, at Kentucky, 2/25/24 Blk: 5 at Kentucky, 2/25/24 Stl: 2 at Georgia, 2/13/22
21		Chloe Kitts 6-2 • So. • Forward Ovideo, Fla.	Season PPG 9.0 RPG 5.8 BPG 0.6 FG% .541 FT% .693	Career 6.5 4.4 0.4 .522 .677	LAST GM: 4 rebs, 12 mins vs. NCST NOTABLE: Tenacious, physical ... 5 dbl-dbls, 18 gms of 10+ pts, 7 gms of 10+ rebs ... in NCAA Tourn. – 65.2 FG% ... early enrollee (Dec. 2022), ranked #17 in 2023 Class.	Career Highs Pts: 21, 2x, vs. Presby., 3/22/24 Reb: 14 vs. Morgan St., 12/6/23 Asst: 5, 2x, at Kentucky, 2/25/24 Blk: 5 vs. Missouri, 2/8/24 Stl: 2, 4x, vs. Alabama, 2/22/24
23		Bree Hall 6-0 • Jr. • Guard Dayton, Ohio	Season PPG 9.3 APG 1.5 FG% .439 3FG% .383 FT% .700	Career 5.7 0.6 .405 .361 .658	LAST GM: 3 pts, 2 rebs, 3 assts vs. NCST NOTABLE: Tough defender, explosive to the rim, solid shooter ... has delivered late in big games ... career best in all shooting %ages ... 16 games in double-digit scoring, 7 games of at least three 3s.	Career Highs Pts: 21 at Missouri, 1/11/24 Reb: 7 vs. Ole Miss, 2/4/24 Asst: 4 vs. North Carolina, 3/24/24 Stl: 3 at LSU, 1/25/24 3FG: 4, 3x, at Missouri, 1/11/24
25		Raven Johnson 5-9 • So. • Guard Atlanta, Ga.	Season PPG 8.2 APG 4.9 FG% .458 3FG% .368 FT% .617	Career 6.0 4.0 .422 .313 .630	LAST GM: 13 pts, 5 assts, 3 stls vs. NCST NOTABLE: Great instincts ... quick with ball and good decision maker ... 2nd-team All-SEC ... career-high FG% ... 2nd in NCAA in A:TO (3.1); 3rd in SEC in apg ... Albany 1 Regional All-Tournament.	Career Highs Pts: 18 vs. S. Dak. St., 11/20/23 Reb: 15 at Tennessee, 2/15/24 Asst: 17 vs. Clemson, 11/16/23 Stl: 5, 3x, vs. MVSU, 11/24/23 3FG: 3, 4x, vs. NC State, 4/5/24
35		Sakima Walker <i>suh-KEY-muh</i> 6-5 • Sr. • Center Columbus, Ohio	Season PPG 2.0 RPG 1.3 BPG 0.4 FG% .512 FT% .739	Career 3.1 1.9 0.4 .546 .632	LAST GM: 5 mins vs. UNC NOTABLE: Scorer, rebounder, rim defender ... NJCAA D1 Player of the Year and Tournament MVP, led NW Florida to 2023 national title.	Career Highs Pts: 13 vs. Wagner, 12/18/21* Reb: 8 vs. Sac. Heart, 12/20/20* Asst: 2 vs. Hamp., 12/18/20* Blk: 3, 2x, vs. Alabama, 2/22/24* Stl: 3, 3x, C Conn St., 12/14/21*

HC



Dawn Staley
At SC: 439-106 (16th)
Career: 611-186 (24th)

- 2 National Championships; 6 Final Fours in last nine NCAA Tournaments
- 8 SEC Regular-Season Championships; 8 SEC Tournament Championships
- 10th in winning percentage (.767) among active NCAA Div. I coaches – 11th all-time
- 82 AP No. 1 rankings, fourth most by a program in AP Poll history
- 5x National Coach of the Year, 7x SEC Coach of the Year
- 3x Olympic gold medalist (player), 2x Olympic gold asst coach, 2020 Olympic gold head coach

QUICK FACTS

The University

Location: Columbia, S.C.
Founded: 1801
Enrollment: 36,200
Colors: Garnet (PMS 202C) and Black
Nickname: Gamecocks
Conference: Southeastern
University President: Michael Amiridis
Athletics Director: Ray Tanner
Facility: Colonial Life Arena (18,000)

Coaching Staff

Head Coach: Dawn Staley
Alma Mater: Virginia, 1992
Overall Record: 611-186 (24th season)
School Record: 439-106 (16th season)
Assoc. Head Coach, Alma Mater:
 Lisa Boyer, Ithaca, 1979 (15th season)
Assistant Coaches, Alma Mater:
 Jollette Law, Iowa, 1990 (6th season)
 Winston Gandy, Maryland, 2003 (1st season)
 Mary Wooley, USC Aiken, 2002 (1st season)
 Khadijah Sessions, South Carolina, 2016 (1st season)

Team Information

2022-23 Record: 36-1
 Home: 17-0 Away: 13-0 Neutral: 6-1
SEC Record (Finish): 16-0 (1st)
 Home: 8-0 Away: 8-0
Letterwinners Returning/Lost: 6/8
Starters Returning/Lost: 5/0

Program History

First Year of Women's Basketball: 1974-75
All-Time Record: 1,019-535 (50th season)
All-Time SEC Record: 263-232 (33rd season)
NCAA Appearances (Last): 20 (2024)
NCAA Tournament Record: 44-17
2023 NCAA Result: Final Four
WNIT Appearances (Last): 4 (2011)
WNIT Record: 3-4

Media Relations

Women's Basketball Contact: Diana Koval
Office: 803.777.7977
Cell: 314.369.6050
Email: dkoval@mailbox.sc.edu

Women's Basketball on Social Media:

Twitter: @GamecockWBB
Instagram: @GamecockWBB
Facebook: @GamecockWBB
TikTok: @GamecockWBB

Head Coach on Social Media

Twitter: @DawnStaley
Instagram: @Staley05

Athletics Department on the Web

Website: GamecocksOnline.com
Twitter: @GamecocksOnline
Instagram: @GamecocksOnline
Facebook: Facebook.com/GamecocksOnline
YouTube: YouTube.com/GamecocksOnline

CURRENT STREAKS

	Total	Home	Road	Neut.
Overall	W37	W59	W32	W8
SEC	W47	W39	W23	—
Non-Conference	W21	W28	W11	W8
Ranked Teams	W10	W12	W9	W6

A Perennial Power

South Carolina women's basketball had been a national power for more than a decade under head coach Dawn Staley, including seven 30-win seasons in the last 10 campaigns. The Gamecocks have played in six Final Fours in the last nine NCAA Tournaments, including the last four, with National Championships in 2017 and 2022. They have been ranked in every AP Poll since Dec. 10, 2012, including a top-10 spot every week since the start of the 2019-20 season. The Gamecocks have amassed 82 AP No. 1 rankings all-time, the fourth-most by a program in the history of that poll (3rd is La. Tech, 83).

Under head coach Dawn Staley's leadership, 11 Gamecocks have earned All-America status, three have earned SEC Player of the Year honors and 22 have picked up All-SEC recognition at least once. In the last nine seasons, 14 Gamecocks have been selected in the WNBA Draft, including 10 first-round picks, highlighted by two No. 1 overall picks in the last six years. Three Gamecocks have been named WNBA Rookie of the Year and one is a two-time WNBA MVP and two-time WNBA Defensive Player of the Year.

The Iowa Series

The series between the Gamecocks and Hawkeyes is tied 1-1, but the programs have played just once in the modern era.

Iowa claimed the most recent outing with a 77-73 victory over the Gamecocks in the 2023 NCAA Final Four in Dallas, ending South Carolina's undefeated season.

Neutral Stance

The Gamecocks are 168-96 (.636) all-time on a neutral court. South Carolina head coach Dawn Staley is 85-27 in games played at neutral sites (.759), including a 55-17 (.764) mark in postseason play.

NCAA Tournament Take

South Carolina is in its 20th NCAA Tournament and its 12th straight under head coach Dawn Staley. The Gamecocks are 49-17 overall in the event with 14 Sweet 16 appearances, eight Elite Eight seasons, six Final Four showings and two National Championships.

The Gamecocks have been the tournament's overall No. 1 seed three times (2022, 2023, 2024) and a regional No. 1 seed eight times. They are 33-5 as a No. 1 seed.

In her 24th season as a head coach, Staley has taken a team to the NCAA Tournament 18 times. She is 43-15 at

2023-24 AWARDS

Kamilla Cardoso

NCAA Albany 1 Regional MOP
 WBCA Defensive Player of the Year
 SEC Defensive Player of the Year
 All-SEC 1st Team
 All-America 1st Team (USBWA, Wooden Award, WBCA)
 All-America 2nd Team (AP, The Athletic, Sporting News)
 SEC All-Tournament Team
 4x USBWA Player of the Week (11/6-12, 11/27-12/3; 1/23-28; 2/12-18)
 3x SEC Player of the Week (11/6-13; 1/23-28; 2/13-19)
 Lisa Leslie Award Finalist

MiLaysia Fulwiley

SEC Tournament MVP
 SEC All-Freshman Team
 2x SEC Freshman of the Week (1/16-22, 1/30-2/5)

Bree Hall

SEC Community Service Team

Raven Johnson

NCAA Albany 1 Regional All-Tournament Team
 All-SEC 2nd Team
 SEC co-Player of the Week (11/14-20)

Te-Hina Paopao

All-America Second Team (USBWA)
 All-America Honorable Mention (AP, WBCA)
 All-SEC 2nd Team
 SEC Player of the Week (12/5-11)
 USBWA Player of the Year Watch List
 Nancy Lieberman Award Finalist

Ashlyn Watkins

All-SEC 2nd Team
 SEC Player of the Week (2/27-3/3)

Dawn Staley

SEC Coach of the Year
 National Coach of the Year (Naismith, WBCA, AP, The Athletic, ESPN, USBWA, The Sporting News)

the event, including a 41-9 mark at South Carolina and a 15-1 mark over the last three tournaments.

GAMECOCKS IN THE RANKINGS (thru games of 4/5)

Team	SEC	NCAA	Actual	Kamilla Cardoso	SEC	NCAA	Actual
Scoring Offense	2	3	85.4	Points Per Game	14	219	14.3
Scoring Defense	1	11	56.1	Rebounds Per Game	6	44	9.5
Scoring Margin	1	1	+29.4	Field Goal Percentage	1	14	.598
Field Goal Percentage	1	3	.493	Blocks Per Game	1	16	2.5
Field Goal %age Def.	1	1	.322	Offensive Rebs. Per Game	3	—	3.6
3-Point FG %age	1	3	.395	Double-Doubles	5	30	15
3-Point FG %age Def.	1	13	.269	Raven Johnson	SEC	NCAA	Actual
3-Point FG Made/Gm.	5	117	6.6	Assists Per Game	3	48	4.9
Free Throw Percentage	11	250	.692	A:TO Ratio	1	2	3.1
Rebounds Per Game	2	4	46.2	Te-Hina Paopao	SEC	NCAA	Actual
Rebounding Margin	2	3	+12.3	3-Point FG Percentage	1	3	.462
Offensive Rebound Avg.	4	20	14.5	3FGs Made Per Game	2	57	2.3
Defensive Rebound Avg.	1	2	31.8	A:TO Ratio	4	29	2.3
Assists Per Game	1	13	18.5	Ashlyn Watkins	SEC	NCAA	Actual
Steals Per Game	5	81	8.8	Rebounds Per Game	12	156	7.4
Turnover Margin	4	59	+2.8	Blocks Per Game	2	18	2.4
Turnovers Per Game	2	27	13.0				
Assist-to-Turnover Ratio	1	10	1.4				
Blocked Shots Per Game	1	1	7.8				
Bench Points Per Game	1	2	33.8				
Home Attendance Avg.	1	1	16,067				

Gamecocks Against the Field

This season, South Carolina faced 15 of the 68 teams in the NCAA Tournament field, three of which were also in the Albany 1 Region and one of which also advanced to the Final Four. The Gamecocks went 19-0 against those 15 teams, including an 11-0 mark against the seven other SEC teams in the field.

In addition to their seven league rivals in the field – Alabama, Auburn, LSU, Ole Miss, Tennessee, Texas A&M, Vanderbilt – South Carolina played non-conference games against Notre Dame (N), Maryland, South Dakota State, at North Carolina, at Duke, Utah (N), Presbyterian and UConn.

Ranking Review

South Carolina sits atop both national polls again this week. It marks the 82nd time the Gamecocks have been No. 1 in the AP Poll – the fourth-most of any program in that poll's history (3rd is La. Tech, 83).

The Gamecocks have the longest active streak of weeks in the AP Top 10 at 95, beginning with the 2019-20 preseason poll. Their 226 straight appearances in the AP Poll, dating back to Dec. 10, 2012, marks the second-longest active streak in the nation and the ninth longest all-time (8th place, Notre Dame, 234).

In the USA Today/WBCA Coaches' Poll, South Carolina has been in the top 10 since claiming the No. 10 spot in the 2019-20 preseason poll.

SEC Sayings

South Carolina has been the benchmark in the SEC over the last decade, amassing eight regular-season titles since 2013-14 (11 seasons) and finishing no lower than second in that time. Since that season, the Gamecocks have a 161-15 record (.914) in league action, including a 77-3 mark (.963) over the last five seasons (beginning 2019-20). South Carolina set a new SEC record with its 43rd-consecutive league victory with its win over Georgia on Feb. 18. The streak spans three seasons beginning on Jan. 2, 2022, with a win over Mississippi State and now stands at 47.

The Gamecocks have also had a lock on the SEC

Tournament, winning eight titles since claiming their first in 2015. They became the first program to win four consecutive tournaments, claiming the crowns 2015-18.

In the last decade, three Gamecocks have been named SEC Player of the Year a combined seven times, three have collected seven SEC Defensive Player of the Year honors, two have been the league's 6th-Woman of the Year, three have been the league Freshman of the Year, one has been the SEC Scholar-Athlete of the Year, and Staley has been the Coach of the Year seven times – one shy of Pat Summitt's league-record eight selections.

Ranked Readings

Against ranked teams, South Carolina is 116-67 (.634) in the Dawn Staley era (beginning 2008-09), and even that mark is skewed by the early seasons of her tenure. Since the start of the 2014-15 campaign, the Gamecocks are 101-28 (.783) against ranked teams, including a 31-1 mark since the start of the 2021-22 season.

This season, South Carolina is 10-0 vs. ranked teams, leading the nation in ranked wins.

The Staley File

In her 24th season as a head coach, Dawn Staley has a .767 (611-186) winning percentage, which ranks 10th in the nation among all active head coaches and sixth among those with at least 20 years in the position.

The unanimous 2020 National Coach of the Year, Staley became the first person to win both Naismith Player of the Year and a Naismith Coach of the Year. In 2024, she became the first men's or women's coach to earn Naismith Coach of the Year in three straight seasons. Staley is also the first Black head coach to win multiple national championships in men's or women's basketball. She has been named national coach of the year by at least one organization five times, including four in the last five seasons.

In her 16 seasons with the Gamecocks, Staley is the program's all-time winningest coach (439) with a program-record 13 postseason appearances. She accounts for all six of the Gamecocks' Final Four appearances (2015, 2017, 2021, 2022, 2023, 2024) and the only NCAA National Championships in program history (2017, 2022).

Staley won her 600th career game as a head coach with a 72-44 win over Alabama (Feb. 22, 2024), needing just 104 games to go from her 500th win (vs. Mercer, Mar. 21, 2021) to the 600th.

Staley's eight SEC regular-season championships trail only Pat Summitt's 16 in league history, and her seven SEC Coach of the Year awards trails Summitt's league record by just one. Staley's 199 SEC regular-season wins are the most among active league coaches and third all-time – behind just Summitt (Tennessee, 306) and Andy Landers (Georgia, 273). Her 12.4 SEC wins per season is the best in league history among coaches with more than three years in the league, and her .783 SEC winning percentage (199-55) is second only to Summitt (.874).

Opponent Files

South Carolina's schedule has included 10 games against teams ranked at the time of the game, including eight against non-conference foes. Four of those games came in the first five weeks of the season – against #10/10 Notre Dame (W, 100-71), #14/11 Maryland (W, 114-76), at #24/24 North Carolina (W, 65-58), against #11/7 Utah (78-69).

South Carolina later added wins at SEC rival #9/9 LSU (76-70), against #11/9 UConn (W, 83-65), in the SEC

NATIONAL RANKINGS

Associated Press Poll (Mar. 18)

1. South Carolina	32-0
2. Iowa	29-4
3. Southern Cal	26-5
4. Texas	30-4
5. Stanford	28-5
6. UCLA	25-6
7. Ohio State	25-5
8. LSU	28-5
9. Notre Dame	26-6
10. UConn	29-5
11. NC State	27-6
12. Oregon State	24-7
13. Virginia Tech	24-7
14. Indiana	24-5
15. Kansas State	25-7
16. Gonzaga	30-3
17. Colorado	22-9
18. Oklahoma	22-9
19. Baylor	24-7
20. UNLV	30-2
21. Utah	22-10
22. Syracuse	23-7
23. Louisville	24-9
24. Creighton	25-5
25. Fairfield	31-1

USA Today/WBCA Coaches' Poll (Mar. 18)

1. South Carolina	32-0
2. Iowa	29-4
3. Southern Cal	26-5
4. Texas	30-4
5. Stanford	28-5
6. LSU	28-5
7. UConn	29-5
8. UCLA	25-6
9. Ohio State	25-5
10. Notre Dame	26-6
11. NC State	27-6
12. Virginia Tech	24-7
13. Gonzaga	30-3
14. Indiana	24-5
15. Oregon State	24-7
16. Kansas State	25-7
17. Colorado	22-9
18. Baylor	24-7
19. UNLV	30-2
20. Creighton	25-5
21. Oklahoma	22-9
22. Utah	22-10
23. Syracuse	23-7
24. Princeton	25-4
25. Louisville	24-9

Tournament final against #8/5 LSU (79-72), in the NCAA Sweet 16 against #14/14 Indiana (79-75), in the Elite 8 against #12/15 Oregon State (70-58) and in the Final Four against #11/11 NC State (78-59).

The Gamecocks' schedule is ranked the 20th toughest in the nation with opponents posting a .626 winning percentage. Entering the NCAA Tournament, South Carolina's NET strength of schedule was 23rd, and its average opponent NET ranking is 21st. The Gamecocks' 17 wins against NET top-50 teams led the nation.

IN THE STALEY ERA (16th season)

Wins

30-Win Seasons (includes 2023-24)	7
25-Win Seasons (includes 2023-24)	12
20-Win Seasons (includes 2023-24)	13
Winning Seasons (includes 2023-24)	14

National Rankings

Weeks in the AP Top 25	231
Weeks in the AP Top 10	186
Weeks in the AP Top 3	115
Weeks at AP No. 1	82

Postseason

NCAA Tournament Appearances (includes 2023-24)	12
NCAA Sweet 16s (includes 2023-24)	11
NCAA Final Fours (includes 2023-24)	6
National Championships	2

In the SEC

Regular-Season Championships (includes 2023-24)	8
Regular-Season Top 3 Finishes (includes 2023-24)	12
Tournament Championships (includes 2023-24)	8

GAMECOCKS IN 2023-24 NATIONAL POLLS

Poll	Pre	11/13	11/20	11/27	12/4	12/11	12/18	12/25	1/1	1/8	1/15	1/22	1/29	2/5	2/12	2/19	2/26	3/4	3/11	3/18
Associated Press	6	1	1	1	1	1	1	1	1	1	1	1	1	1	1	1	1	1	1	1
Coaches	4	1	1	1	1	1	1	1	1	1	1	1	1	1	1	1	1	1	1	1

Awards Season

South Carolina picked up eight recognitions when the SEC coaches' votes were tallied for postseason awards with seven-time SEC Coach of the Year Dawn Staley and SEC Defensive Player of the Year Kamilla Cardoso headlining the list. Cardoso was the lone Gamecock on the All-SEC First Team, but a trio of second-team selections – Raven Johnson, Te-Hina Paopao, Ashlyn Watkins – made it a program-record tying All-SEC haul. MiLaysia Fulwiley rounded out the group with All-Freshman honors.

Nationally, Cardoso and Paopao have collected numerous All-America accolades with Cardoso becoming the Gamecocks' first WBCA Defensive Player of the Year. Staley, meanwhile, has swept the National Coach of the Year awards announced.

Bench Mob

The quality of South Carolina's depth ranks among the best in the nation. The Gamecocks' five-woman bench is second in the nation with an SEC-best 33.8 points per game. The South Carolina bench has out-scored its opponents' starters 11 times this season, and the Gamecocks' top scorer in a game has been off the bench 13 times.

The Gamecock bench has outscored its counterparts by 21.9 points per game, including a +18.5 margin in SEC action and a +27.6 edge in the postseason (SEC and NCAA Tournaments). The group has been dominant against ranked opponents, outpacing that group's bench by 21.6 points per game. Only two opponents have had their bench scoring outpace the Gamecocks' – by 10 at Duke (Dec. 3), by 5 vs. Georgia (Feb. 18).

All About Balance

South Carolina's success this season has been built on its balance in all aspects of the game. The Gamecocks are ranked third in the nation with 85.4 points per game, but the highest ranking individual scorer is 219th.

Nine of the 10 Gamecocks on the active roster average

at least 15.0 minutes.

The Gamecocks are the only team ranked among the nation's top 25 in both scoring offense (3rd, 85.4 ppg) and defense (11th, 56.1 ppg).

South Carolina is third in the nation in field goal percentage (.493) and first in field goal percentage defense (.322). In SEC action, the Gamecocks led the league in all four categories – 84.3 ppg, 57.9 ppg allowed – .491 field goal percentage, .334 field goal percentage allowed.

The Gamecock offense is balanced as well with 53.3 percent of points coming in the paint (45.5 ppg). The guards are scoring 53.4 percent of the points (45.6 ppg). South Carolina averages 42.1 points in the first half and 43.3 in the second.

Dime Droppers

There are few things head coach Dawn Staley likes more than the extra pass. Long preaching that the ball will find who should shoot it, she has seen this year's team bring that philosophy to life. The Gamecocks twice broke the program's Staley-era record for single-game assists and have three games of 30 assists on the season. Their .562 assist percentage is the program's highest since 2014-15 (.588).

The Gamecocks are 13th in the country with an SEC-best 18.5 assists per game and 10th in assist-to-turnover ratio at 1.4, also an SEC best. Five Gamecocks average at least two assists, including center Kamilla Cardoso's 2.0.

Raven Johnson leads the way at third in the SEC with 4.9 assists per game. Her 17 assists against Clemson (Nov.

DOUBLE-DOUBLES (30)

Kamilla Cardoso (15)			
11/6	vs. #10/10 Notre Dame	20 pts/15 rebs	
11/16	Clemson	15 pts/13 rebs	
11/20	South Dakota State	23 pts/10 rebs	
11/24	Miss. Valley State	14 pts/10 rebs	
12/3	at Duke	15 pts/14 rebs	
12/30	at East Carolina	12 pts/10 rebs	
1/4	at Florida	10 pts/15 rebs	
1/7	Mississippi State	13 pts/14 rebs	
1/15	Kentucky	12 pts/11 rebs	
1/21	at Texas A&M	17 pts/13 rebs	
2/15	at Tennessee	18 pts/10 rebs	
2/18	Georgia	16 pts/16 rebs	
3/3	Tennessee	18 pts/14 rebs	
3/24	North Carolina	12 pts/10 rebs	
4/5	vs. #11/11 NC State	22 pts/11 rebs	
Sania Feagin (1)			
3/22	Presbyterian	12 pts/10 rebs	
Raven Johnson (1)			
2/11	#11/9 UConn	10 pts/12 rebs	
Chloe Kitts (5)			
11/12	#14/11 Maryland	13 pts/10 rebs	
12/16	Presbyterian	11 pts/10 rebs	
1/21	at Texas A&M	13 pts/10 rebs	
2/25	at Kentucky	10 pts/12 rebs	
3/22	Presbyterian	21 pts/13 rebs	
Ashlyn Watkins (8)			
11/12	#14/11 Maryland	13 pts/11 rebs	
11/16	Clemson	12 pts/10 rebs	
12/16	Presbyterian	10 pts/12 rebs	
2/1	at Auburn	14 pts/15 rebs	
2/5	Ole Miss	11 pts/10 rebs	
2/15	at Tennessee	14 pts/10 rebs	
2/22	Alabama	14 pts/10 rebs	
2/29	at Arkansas	21 pts/11 rebs	

GAMES LED TEAM IN...

Scoring	2023-24	Career	Record	Rebounding	2023-24	Career	Record	Assists	2023-24	Career	Record
Kamilla Cardoso	14	29*	25-4	Kamilla Cardoso	18	45*	39-6	Raven Johnson	23	41	41-0
MiLaysia Fulwiley	11	11	11-0	Ashlyn Watkins	11	12	12-0	Te-Hina Paopao	11	53*	40-13
Te-Hina Paopao	4	25*	16-9	Chloe Kitts	7	7	7-0	Kamilla Cardoso	4	5	5-0
Bree Hall	4	7	7-0	Raven Johnson	6	6	6-0	MiLaysia Fulwiley	3	3	3-0
Chloe Kitts	3	3	3-0	Te-Hina Paopao	0	7*	3-4	Chloe Kitts	3	3	3-0
Ashlyn Watkins	2	4	4-0	Sania Feagin	0	1	1-0	Sania Feagin	1	1	1-0
Tessa Johnson	2	2	2-0	Bree Hall	0	1	1-0	Tessa Johnson	1	1	1-0
Sania Feagin	0	1	1-0	Sakima Walker	0	1*	1-0	Ashlyn Watkins	1	1	1-0
Sakima Walker	0	1*	1-0								

* indicates includes games at previous NCAA Div. I program

MISCELLANEOUS STATS

Double-Doubles	2023-24	Career	Record	10+ Points	2023-24	Career	Record	5+ Assists	2023-24	Career	Record
Kamilla Cardoso	15	31*	28-3	Kamilla Cardoso	29	73*	63-10	Raven Johnson	20	32	32-0
Ashlyn Watkins	8	10	10-0	MiLaysia Fulwiley	23	23	23-0	Te-Hina Paopao	13	38*	34-4
Chloe Kitts	5	5	5-0	Te-Hina Paopao	23	74*	59-15	Kamilla Cardoso	4	5	5-0
Sania Feagin	1	1	1-0	Ashlyn Watkins	19	26	26-0	MiLaysia Fulwiley	4	4	4-0
Raven Johnson	1	1	1-0	Chloe Kitts	18	19	19-0	Chloe Kitts	2	2	2-0
Te-Hina Paopao	0	1*	1-0	Bree Hall	16	21	21-0	Tessa Johnson	1	1	1-0
				Raven Johnson	16	19	18-1				
				Sania Feagin	10	16	16-0	5+ Blocks	2023-24	Career	Record
				Tessa Johnson	9	9	9-0	Ashlyn Watkins	5	5	5-0
				Sakima Walker	2	7*	6-1	Kamilla Cardoso	4	13*	12-1
								Sania Feagin	1	1	1-0
				10+ Rebounds	2023-24	Career	Record				
				Kamilla Cardoso	16	37*	33-4	5+ Steals	2022-23	Career	Record
				Ashlyn Watkins	11	13	13-0	Raven Johnson	3	3	3-0
				Chloe Kitts	7	7	7-0	MiLaysia Fulwiley	2	2	2-0
				Raven Johnson	2	2	2-0				
				Sania Feagin	1	1	1-0				

* indicates includes games at previous NCAA Div. I program

16) were the second-most in program history, the most by an SEC player since 2005 and the most by any NCAA Div. I player this season. She leads the SEC with a 3.0 assist-to-turnover ratio, which ranks second in the NCAA.

Behind Johnson, Te-Hina Paopao is ninth in the SEC with 3.7 assists per game.

Three For All

Long the Achilles heel for the Gamecocks, outside shooting has been a steady weapon for this season's team. The Gamecocks are third in the nation in accuracy, hitting 39.5 percent from 3-point range behind the efficiency of Te-Hina Paopao's 46.2 percent, which is third in the nation.

South Carolina's 3-point volume has gone up as well, hitting 6.6 per game, including four games of double-digit made 3s. While the program record for made 3s per game is 9.2 set in 1993-94, the Staley era high is 5.8 in 2018-19.

Paopao's 2.3 made 3s per game are second in the SEC and include six games of at least four made 3s, including a season-high five in two games. Her 84 made 3s this season are tied for third in program history.

Paint Production

South Carolina has long dominated the paint, and this season's numbers have upheld that tradition. The season kicked off with 70 of the team's 100 points against #10/10 Notre Dame (Nov. 6) coming in the paint, and a total of 21 games have seen at least half the total points scored in the paint. In their game at Tennessee (Feb. 15), a season-high 72.7 percent of points were in the paint.

With 53.3 percent of their points coming in the paint, the Gamecocks are out-scoring opponents in that space 45.5 to 23.0 (+22.5) for the season, including by +21.8 points per SEC game (46.5-24.8) and by 20.0 points per NCAA Tournament game (40.0-20.0). They are shooting 56.4 percent in the paint compared to opponents' 38.9 percent.

Last season, South Carolina averaged 43.8 points in the paint to account for 54.6 percent of its offense.

Block Party

South Carolina annually ranks among the best shot blocking teams in the country and leads the way again this season at 7.8 blocks per game – the second-ranked team averages 6.2 (Boise St). It leads the nation in block percentage, swatting away 17.9 percent of opponents' 2-point field goal attempts.

The Gamecocks have posted the top three shot-blocking games in the nation this season, led by their school record-tying 17 against Presbyterian (Dec. 16).

The SEC's top two shot blockers – Kamilla Cardoso (2.5) and Ashlyn Watkins (2.4) – are ranked 16th and 18th in the nation, respectively.

Glass Cleaners

The Gamecocks continue to dominate the glass, ranking fourth in the nation with 46.2 rebounds per game. According to Her Hoop Stats, South Carolina is fourth in the nation in rebounding percentage, securing 57.7 percent of the opportunities actually rebounded.

Their offensive glass work is strong, ranking sixth in the nation in offensive rebounding percentage at .404 (Her Hoop Stats). The Gamecocks' 14.5 offensive boards per game have yielded 15.6 second-chance points per game, turning each offensive board into an average of 1.08 points. Against ranked opponents, that efficiency improves to 1.23 points per offensive board.

A pair of Gamecocks are among the SEC's top-15 rebounders, led by Kamilla Cardoso's 9.5 average, which ranks sixth in the SEC. Ashlyn Watkins stands 12th in the league with 7.4 rebounds per game.

Cardoso's 3.6 offensive boards per game are third in the SEC, and she scores on 40.9 percent of those rebounds. Her 4.1 offensive boards per league game also

ranked third. Watkins grabs 2.8 offensive boards per game (9th), including 2.6 per SEC outing (10th).

Quarter Breakdown

South Carolina's defense has held an opponent to single digits in a quarter 35 times this season. The Gamecocks have out-scored their opponent by 15 or

TEAM SPECIALTY STATS

South Carolina-Opponent					
		Pts. in Paint	Pts. Off TOs	2nd Chance Pts	Fast Break Pts
11/6 vs. ND		70-22	26-15	15-11	30-10
11/2 MD		56-30	23-4	28-8	26-2
11/16 Clem.		64-20	28-6	20-4	29-3
11/20 SDSU		52-28	22-4	22-17	31-0
11/24 MVSU		72-8	20-5	26-4	45-2
11/30 at NC		20-24	7-7	12-6	6-5
12/3 at DU		32-22	19-15	17-7	12-18
12/6 Mor. St.		50-10	27-11	13-4	37-6
12/10 vs. Utah		44-46	18-11	17-6	9-5
12/16 Presby.		48-12	28-2	23-9	24-2
12/19 at BGSU		48-16	21-10	7-4	15-5
12/30 at ECU		36-14	15-5	18-4	26-11
1/4 at FL		56-26	12-13	6-15	19-6
1/7 Miss St		40-40	11-11	15-16	17-13
1/11 at MO		44-18	24-10	15-2	11-2
1/15 KY		54-14	34-0	17-5	28-6
1/21 at TAM		56-20	18-17	9-6	8-4
1/25 at LSU		46-40	14-15	14-13	13-4
1/28 Vandy		48-28	14-2	19-12	12-12
2/1 at AU		46-22	28-12	12-8	17-8
2/4 OM		50-26	17-2	19-6	18-9
2/8 MO		44-8	28-0	11-8	26-3
2/11 CT		34-22	17-10	15-14	19-9
2/15 at TN		48-30	13-8	17-6	16-8
2/18 GA		32-28	23-19	12-9	15-7
2/22 Ala.		34-22	12-9	12-10	10-19
2/25 at KY		52-24	32-10	6-7	17-4
2/29 at Ark.		56-22	15-8	17-2	14-7
3/3 TN		38-28	13-7	14-15	19-13
3/8 vs. TAM		44-28	15-16	14-11	8-4
3/9 vs. TN		42-24	14-18	18-8	10-3
3/10 vs. LSU		28-30	22-9	11-12	17-9
3/22 Presby.		32-22	18-4	18-3	43-8
3/24 UNC		38-18	19-14	21-5	23-4
3/29 vs. IU		42-26	19-7	8-6	2-7
3/31 vs. OSU		44-14	12-2	28-4	11-4
4/5 vs. NCST		44-20	14-9	12-12	21-6
Season Avg.		45.5-23.0	19.2-8.8	15.6-8.1	18.1-6.5
SEC Avg.		46.5-24.8	19.3-8.9	13.4-8.8	16.3-7.8
Postseason Avg.		39.3-22.8	16.6-9.9	16.3-7.6	12.8-4.6

STARTERS VS. BENCH

		SC Starters	Opp. Starters	SC Bench	Opp. Bench
11/6 vs. ND		59	59	41	12
11/2 MD		59	56	55	20
11/16 Clem.		55	27	54	13
11/20 SDSU		62	36	16	2
11/24 MVSU		52	13	49	6
11/30 at NC		55	58	10	0
12/3 at DU		65	39	12	22
12/6 Mor. St.		44	27	60	11
12/10 vs. Utah		52	67	26	2
12/16 Presby.		57	17	42	12
12/19 at BGSU		67	29	26	33
12/30 at ECU		37	21	36	15
1/4 at FL		63	33	26	33
1/7 Miss St		59	53	26	13
1/11 at MO		55	47	26	10
1/15 KY		53	17	45	19
1/21 at TAM		54	54	45	10
1/25 at LSU		60	66	16	4
1/28 Vandy		55	48	36	26
2/1 at AU		42	41	34	13
2/4 OM		54	40	31	14
2/8 MO		43	31	40	14
2/11 CT		64	62	19	2
2/15 at TN		37	48	29	7
2/18 GA		61	42	9	14
2/22 Ala.		41	44	31	0
2/25 at KY		61	30	42	25
2/29 at Ark.		34	55	64	6
3/3 TN		59	57	17	11
3/8 vs. TAM		44	56	35	12
3/9 vs. TN		41	62	33	11
3/10 vs. LSU		44	64	35	8
3/22 Presby.		48	31	43	8
3/24 UNC		37	41	51	0
3/29 vs. IU		56	73	23	2
3/31 vs. OSU		32	44	38	14
4/5 vs. NCST		48	47	30	12
Season Avg.		51.6	44.2	33.8	11.9
SEC Avg.		51.9	44.1	32.3	13.8
Postseason Avg.		43.8	52.3	36.0	8.4

2023-24 SCORING DIFFERENTIALS

All Games	
Largest lead in a win	by 82 (101-19), 4th-0:49, vs. MVSU, 11/24
Largest deficit overcome to win	by 11 (30-41), 2nd-1:22, at #9/9 LSU, 1/25 by 11 (23-12), 2nd-8:27, at #24/24 North Carolina, 11/30
Best Scoring Run	28 points, 2nd-5:19 vs. Clemson, 11/16
Best Scoring Run Against	11 points, 3rd-9:23, Georgia, 2/18
Most Lead Changes	14 at Tennessee, 2/15
Most Times Tied	11 at Tennessee, 2/15
vs. Ranked Opponent	
Largest lead in a win	by 39 (114-75), 4th-0:34 vs. @14/11 Maryland, 11/12
Largest deficit overcome to win	by 11 (30-41), 2nd-1:22, at #9/9 LSU, 1/25 by 11 (21-10), 2nd-9:35, at #24/24 North Carolina, 11/30
Best Scoring Run	12 points, 3rd-1:43, vs. #12/15 Oregon State, 3/31 12 points, 4th-6:36, vs. #14/11 Maryland, 11/12
Best Scoring Run Against	10 points, 3rd-3:50, vs. #14/14 Indiana, 3/29
Most Lead Changes	12 vs. #14/11 Maryland, 11/12
Most Times Tied	7 vs. #14/11 Maryland, 11/12

more points in a quarter 29 times. The scoring differential is largest in the second quarter (+8.2).

Here's a more detailed look at the quarter-by-quarter production for the Gamecocks this season:

Qtr.	SC-Opp	Avg. Pts.	SC-Opp	Avg. Reb.
	Avg. Pts	Margin	Avg. Reb	Margin
1	21.0-13.7	+7.3	11.7-8.7	+3.0
2	21.1-12.8	+8.2	11.5-8.4	+3.1
3	23.2-15.6	+7.5	11.6-8.5	+3.1
4	20.1-13.9	+6.2	11.4-8.4	+3.0

The Gamecocks tied the program record for most points in a quarter, posting 37 in the third quarter against #14/11 Maryland (Nov. 12). They have scored at least 30 points in seven other quarters this season.

Individually, seven Gamecocks have scored double digits in a single quarter – Kamilla Cardoso (4), MiLaysia Fulwiley (4), Te-Hina Paopao (4), Sania Feagin (1), Bree Hall (1), Raven Johnson (1), Sakima Walker (1). The top single-quarter individual scoring this season is 13 points, which has happened three times – by Cardoso in the third vs. #10/10 Notre Dame (Nov. 6), by Fulwiley in the second at Texas A&M (Jan. 21) and by Cardoso in the third vs. Vanderbilt (Jan. 28).

Ain't Life Grand

South Carolina posted the program's 1,000th win in style with its 76-70 win over #9/9 LSU (Jan. 25) in front of a sold out crowd at the Tigers' Pete Maravich Center and an ESPN audience that reached 1.55 million to be the night's most watched sporting event on television, eclipsing that night's NBA game.

A pair of Gamecocks also hit the 1,000 career points mark this season in transfers Kamilla Cardoso (Dec. 29) and Te-Hina Paopao (Nov. 16). South Carolina has had at least one 1,000-point scorer in their roster in nine of the last 10 seasons – just the 2020-21 roster lacked one. Of those nine rosters, six included multiple Gamecocks to have reached the mark. The 2016-17 National Championship team featured four Gamecocks who had achieved the milestone – Aja Wilson and Alaina Coates both hit the mark as Gamecocks while Kaela Davis and Allisha Gray had done so prior to joining South Carolina.

Vamos Kamilla!

From ACC Freshman of the Year in 2021 to SEC Sixth Woman of the Year in 2023 to 2024 SEC and WBCA Defensive Player of the Year, All-American and First-Team All-SEC selection, South Carolina senior Kamilla Cardoso is a dominant player on both ends of the court.

Among players averaging 15.0 minutes on the season, Cardoso is 10th in the nation and third in the SEC with a 72.7 player defensive rating, and leads the SEC (18th in nation) in offensive rating (129.5) per Her Hoop Stats.

Cardoso was the SEC and USBWA National Player of the Week in the opening week of the season after leading South Carolina to a pair of top-15 victories that propelled the Gamecocks back to the No. 1 ranking they possessed every week of the previous two seasons. She picked up a second USBWA National Player of the Week award on Dec. 5 after the Gamecocks' Tobacco Road sweep at #24/24 North Carolina and at Duke, a third following the 'win at #9/9 LSU and a fourth after leading a pair of comebacks at Tennessee and against Georgia.

Cardoso ranks 16th in the nation in blocks (2.5) and 14th in field goal percentage (.598). She has 14 games of at least three blocks and has shot at least 50.0 percent 24 times, including seven games over 70.0 percent.

On the season, Cardoso's 14.3 points per game are 14th in the SEC with her 9.5 rebounding average coming in sixth. Her field goal percentage and blocks lead the league. In the NCAA Tournament, she is pouring in 17.0 points per game on 68.2 percent shooting. Her 17.0 points per game on 64.0 percent shooting in the Albany 1 Regional earned her Most Outstanding Player honors.

Additionally, Cardoso's vision out of the post has her handing out 2.0 assists per game this season, which ranks fourth on the team.

Cardoso missed two games to play with her national team in FIBA Olympic Qualifying, where she earned a spot on the tournament's All-Star 5 behind 15.3 points and a tournament-best 11.0 rebounds per game. Over the summer, she was MVP of the 2023 FIBA AmeriCup after helping Brazil to a gold medal.

Pao-erful Impact

Senior transfer Te-Hina Paopao, who earned All-America status and a spot on the All-SEC Second Team this season, is often mentioned by her teammates as a leader, despite her summer arrival to the program. The three-time All-Pac-12 selection illustrated that leadership beautifully in the season opener against #10/10 Notre Dame (Nov. 6). As the starter with the most experience at the position, the steady guard led the way in the opening 10 minutes with seven points on 3-of-4 shooting, two assists and two steals to keep the Gamecocks within a point at the end of the period.

That steady hand has not wavered since, and Paopao is third on the team in scoring (10.9 ppg) and second in assists at 3.7 per game, which ranks ninth in the SEC. Among players averaging at least 15 minutes played, she is second in the SEC with a 123.4 player offensive rating (Her Hoop Stats).

Paopao also continues to burnish her reputation as a 3-point shooter, ranking third in the nation at 46.2 percent accuracy and is second in the SEC with 2.3 made per game.

She has shot at least 50.0 percent from 3-point range in 21 games this season, including a pair of 4-of-5 (.800) outings – against Clemson (Nov. 16), at Florida (Jan. 4). She has made at least three 3s 12 times, including a Gamecock season-high five twice – UConn (Feb. 11), Georgia (Feb. 18).

Paopao was named MVP of the Gamecocks' win over #11/7 Utah (Dec. 10) after her third 3-pointer of the game turned back a Utah rally midway through the fourth quarter.

In all, Paopao's fingerprints are on 19.6 points per game (22.9 percent of team's offense) with teammates scoring 8.7 points per game off her assists in addition to her 10.9 points per game. That total impact number rises to 22.2 ppg against ranked teams (27.0 percent).

That's So Raven

Sophomore Raven Johnson's self-proclaimed "revenge tour" is leaving little doubt that she should be part of any conversation about the best point guards in the country and earned her a spot on the All-SEC Second Team. Without losing the instincts and court vision Staley has always loved, Johnson has added her own offensive efficiency to the Gamecocks' high-octane offense.

Johnson is third in the SEC with 4.9 assists per game and leads the league with a 3.0 assist-to-turnover ratio, which is second in the country. In SEC action, she handed out 4.3

assists per game with a 2.65 assist-to-turnover ratio that ranked second in the league and fifth in program history. She has handed out five or more assists 20 times this season and had more than two turnovers just 10 times, including nine turnover-free games.

Johnson's 17 assists against Clemson (Nov. 16) were the most by an SEC player since 2005, the second-most in program history – missing the record by one – and the most in the NCAA this season.

Beyond her assists, Johnson has doubled her scoring from last season with 8.1 points per game this season on a career-best 45.8 percent shooting, which includes 36.8 percent from 3-point range.

Johnson has put her mark on the Gamecock defense as well, ranking eighth in the SEC with 2.1 steals per game, which includes 11 games of at least three steals. She is also a strong rebounding guard, leading the backcourt with 5.2 boards per game, including a pair of double-digit rebound games (12 vs. #11/9 UConn, 15 at Tennessee). She has been the Gamecocks' top rebounder in six games, trailing just Cardoso (15) and Watkins (8). Johnson was the Gamecocks' top rebounder at the SEC Tournament, pulling down 6.0 per game en route to the title.

Easy, Breezy, Beautiful

Junior Bree Hall has been lauded by former teammates and some of the best to play at South Carolina in the Staley era for the way she trusted the process for two seasons and stepped into the waiting spotlight this season to reap the rewards of her behind-the-scenes work.

Hall started the season with her usual solid defense, but the emergence of her fully developed offensive game during the Gamecocks' Tobacco Road sweep at #24/24 North Carolina (Nov. 30) and at Duke (Dec. 3) illustrated the complete, confident player she has become, including hitting shots in the biggest moments of the tightest games.

On Tobacco Road, it wasn't just Hall's team-best 14.0 points per game on 69.2 percent shooting in hostile environs. It was her 6-of-8 3-point shooting that included a win-sealing three in the fourth quarter of each game. It was also her defense in the final period that held UNC's top scorer Deja Kelly without a field goal and helped limit Duke's hot-shooting Reigan Richardson to just 1-of-5 shooting in the game-deciding fourth quarter.

Hall also delivered big in the fourth-quarter comeback at #9/9 LSU (Jan. 25), posting eight points, three rebounds and a timely block in the final 10 minutes. Her back-to-back threes twice broke the tie in the final three minutes as she delivered six of the team's final nine points.

In the SEC Tournament title game, #8/5 LSU (Mar. 10) pulled within a point with 4:36 to play, Hall, who had just checked back in, scored four of the next six points in the Gamecocks' 8-0 run over the next two minutes.

On the season, Hall averages 9.3 points on a career-best 43.9 percent shooting. In SEC games, her scoring

2023-24 ROSTER

No.	Name	Pos.	Ht.	Yr.	Hometown/Last School
0	Te-Hina Paopao	G	5-9	Sr.	Oceanside, Calif./Oregon
2	Ashlyn Watkins	F	6-3	So.	Columbia, S.C./Cardinal Newman
5	Tessa Johnson	G	6-0	Fr.	Albertville, Minn./Saint Michael Albertville
10	Kamilla Cardoso	C	6-7	Sr.	Montes Claros, Brazil/Syracuse
12	MiLaysia Fulwiley	G	5-10	Fr.	Columbia, S.C./W.J. Keenan
15	Adhel Tac	F	6-5	Fr.	Grand Prairie, Texas/South Grand Prairie
20	Sania Feagin	F	6-3	Jr.	Ellenwood, Ga./Forest Park
21	Chloe Kitts	F	6-2	So.	Oviedo, Fla./DME Academy
23	Bree Hall	G	6-0	Jr.	Dayton, Ohio/Wayne
25	Raven Johnson	G	5-9	So.	Atlanta, Ga./Westlake
35	Sakima Walker	C	6-5	Sr.	Columbus, Ohio / Northwest Florida State

Head Coach: Dawn Staley

Assoc. Head Coach: Lisa Boyer; **Assistant Coaches:** Jollette Law, Winston Gandy, Mary Wooley, Khadijah Sessions

rose to 10.7 points per game on 47.9 percent shooting, including 43.4 percent accuracy from 3-point range.

CK Obsession

Sophomore Chloe Kitts has capitalized on her early enrollment (Jan. 2023) and individual training as she prepared for the 2023 FIBA U19 World Cup, at which she helped the U.S. to gold. All of which made her physically stronger and honed her skills.

The combination helped Kitts earn a starting spot on opening day this season, and she has proven what Staley always saw in the young 6-foot-2 forward – physicality, basketball IQ and tenacity.

Kitts has scored in double figures 18 times, led by a pair of 20-point games (21 at Bowling Green, Dec. 19; 21 vs. Presbyterian, Mar. 22), and has five double-doubles, including two in SEC play.

She earned her first career double-double against #14/11 Maryland (Nov. 12). Those 13 points and 10 rebounds came in just 21 minutes on the court, and she powered home eight of her 13 points in just six minutes of the second quarter to guide the Gamecocks to a 12-point halftime lead.

The talented forward came up big at #24/24 North Carolina (Nov. 30) with 11 second-half points, highlighted by clutch mid-range jumpers and 3-of-4 free throw shooting that included a pair of makes that made it a two-possession game with 24 seconds left. Her nine first-quarter points at #9/9 LSU (Jan. 25) were half the Gamecocks' total in the period and came on 4-of-4 shooting.

On the season, Kitts averages 9.0 points and 5.8 rebounds.

Ashlyn SWatkins

While Ashlyn Watkins' athleticism has never been in question – she became the first Gamecock to dunk in a game last season at Clemson and the first to do it at Colonial Life Arena this season against Kentucky – the sophomore has brought all sides of her game together to earned a spot on the All-SEC Second Team this season.

Watkins' season averages include 9.4 points and 7.4 rebounds, which rank 12th in the SEC. Defensively, the sophomore forward is 18th in the nation with 2.4 blocks per game, and her 90 blocks this year are third in program history, matching Aliyah Boston (2021-22) and Aja Wilson (2016-17). According to Her Hoop Stats, she is second in the nation (among players averaging at least 15 minutes played) in player defensive rating (67.2).

In SEC action, Watkins was ninth in rebounding at 7.5 per game and third in blocks per league game at 2.1.

Watkins has eight double-doubles and at least three blocks in 17 games, including a career-high six blocks against Presbyterian (Dec. 16) and at Florida (Jan. 4).

Her poise late at #24/24 North Carolina (Nov. 30) helped deliver the win with her six fourth-quarter points capped by a pair of free throws with 14 seconds left.

Watkins made her first career start at Auburn (Feb. 1) and truly illustrated how far she has come, turning in 14 points, 15 rebounds, five blocks and three steals in 31 minutes of action, including six rebounds and two steals in the first quarter as the Gamecock offense struggled.

Against #11/9 UConn (Feb. 11), Watkins stuffed the stat sheet with 15 points, nine rebounds, three blocks, three assists and two steals.

In the NCAA Tournament, she is the Gamecocks' top rebounder at 9.8 boards per game to go with 7.6 points and 2.6 blocks per game.

The Full-wiley

SEC All-Freshman Team guard MiLaysia Fulwiley arrived on her hometown campus with fanfare befitting her high school highlight reel and her No. 13 ranking in the recruiting class. Often soft-spoken off the court, her game shouts from the rooftops in support of Staley calling her a

“generational player” who can do things with a basketball no one else can do. Her creativity on the court keeps fans glued to their seats regardless of the score.

On the biggest stage for her college debut in Paris, Fulwiley dazzled international fans and NBA legends alike with the style in her 17 points, six assists and six steals against #10/10 Notre Dame (Nov. 6). Columbia anxiously awaited her home debut, which was a 12-point, 2-assist, 2-block, 2-steal effort in just 15 minutes against #14/11 Maryland (Nov. 12). Four days later, she needed just 16 minutes to put on a highlight-reel near double-double, torching rival Clemson for 18 points, nine rebounds and three assists.

Fulwiley became the first freshman to earn SEC Tournament MVP honors since 2006 (Candace Parker), and the only Gamecock freshman ever to claim it, when her 24-point championship game performance against #8/5 LSU helped lead the Gamecocks to their eighth title.

On the season, Fulwiley is second on the team in scoring at 11.8 points per game on 43.9 percent shooting and averages 2.1 assists in just 18.4 minutes per game. She has led the team or tied for the team lead in scoring 11 times. Among NCAA Div. I freshmen who have played at least 15 games, she is fourth in points per 40 minutes at 25.6.

In SEC action, Fulwiley built game by game, peaking at a season-best 21 points at Texas A&M on 8-of-12 shooting (.667), including three 3-pointers, in just shy of 20 minutes on the court. She averaged 11.6 points in league play on 43.0 percent shooting.

Everybody's All-American

The Gamecocks' 11-woman roster includes eight McDonald's All-Americans – Kamilla Cardoso, Sania Feagin, MiLaysia Fulwiley, Bree Hall, Raven Johnson, Tessa Johnson, Te-Hina Paopao and Ashlyn Watkins.

At South Carolina, Staley has coached 23 McDonald's All-Americans, including 18 who joined the Gamecocks as freshmen. Two more will soon join the list as both 2024 signees earned the honor this season – Joyce Edwards, Madisen McDaniel.

Already Adhel

For the second time in as many seasons, one of the Gamecocks' top signees chose to enroll early with the January arrival of Adhel Tac (Grand Prairie, Texas/South Grand Prairie). The No. 26 player in the Class of 2024, Tac suffered a left knee injury in early her senior season, leading to her decision to join the Gamecocks ahead of schedule. She had a procedure to repair that injury on Feb. 2. At this time, there is not an estimated date for her return to the court.

Ranked as high as No. 12 in the country before sitting out the 2022-23 season with an injury, Tac had returned to the court over the summer before the second injury derailed her final high school campaign. As a sophomore in 2021-22, she poured in 14.1 points and 8.8 rebounds per game to help lead South Grand Prairie to a Class 6A state runner-up finish.

Signing Class

South Carolina continues to shine on the recruiting trail, landing a trio of five-star prospects (including Tac) that had ESPN ranking it the No. 2 class in the nation after the early signing period. Dawn Staley's staff has proven it can both keep top players at home and draw from the best players across the nation.

Joyce Edwards

(6-2 - F - Camden, S.C./Camden)

- #2 overall
- 2024 McDonald's All-American – MVP of game
- 2024 Gatorade National Player of the Year
- 2024 Naismith 1st-team All-America
- 2023 USA Today HS Sports National Athlete of the Year
- 3x SCBCA 3A Player of the Year
- 2x South Carolina Gatorade Player of the Year
- 2x 3A State Championship (2023, 2024)

Madison McDaniel

(5-9 - G - Upper Marlboro, Md./Bishop McNamara)

- #12 overall
- 2024 McDonald's All-American
- 2024 Naismith Honorable Mention All-America
- 2023 Washington Catholic Athletic Conference Player of the Year
- 2023 MaxPreps Maryland Player of the Year

WNBA Pipeline

With 10 alumnae playing in the WNBA in 2023, South Carolina had the third-most players in the league of any college program.

Since the first Staley-trained Gamecock was drafted in 2015 (Aleighsa Welch), a total of 14 South Carolina players have been taken in the WNBA Draft. Ten of those went in the first round, including two No. 1 overall picks.

With five players taken in the 2023 WNBA Draft, South Carolina joined Notre Dame (2019) and Tennessee (2008, 1999) as the only programs to have at least that many players taken in a single draft. Three of those five picks were in the first round, making South Carolina one of just seven programs to hit that benchmark.

In proof Staley sends players to the league ready, five Gamecocks have earned All-Rookie Team honors, including three WNBA Rookies of the Year – Allisha Gray (2017), Aja Wilson (2018), Aliyah Boston (2023).

Gamecock alum Aja Wilson has risen to become the face of the WNBA. The two-time league MVP (2020, 2022), two-time Defensive Player of the Year (2022, 2023) and five-time All-Star led her Las Vegas Aces to back-to-back WNBA Championships (2022, 2023). Wilson's former AAU and South Carolina teammate Alaina Coates joined her on the 2023 title team.

THIS SEASON'S THEME: LOVE

The LOVE theme has many meanings, all of which are rooted in loving the game of women's basketball.

For the team, loving basketball is more than loving the wins and the trophies and the cheers from fans. That's just one side of the relationship. The pursuit of those means also loving the commitment and the sacrifice and the discipline required to get better every day, and it even means loving the doubt and criticism of others.

For the FAMS – the program's loyal fanbase – loving basketball means investing their time and money, it means saving their vacation days to come to games, and it means pouring their energy into the program's success. In return, Gamecock FAMS are part of a community that puts aside all other differences to share their love of the game and of being such an integral part of Staley's program.

SOUTH CAROLINA'S RECORD WHEN ...

	vs. Ranked	SEC	Post Season	All
Record	10-0	16-0	8-0	37-0
Playing a ranked opponent	10-0	1-0	4-0	10-0
Playing at home	1-0	8-0	2-0	17-0
Playing on the road	2-0	8-0		12-0
Playing at neutral site	6-0		6-0	8-0
Leading at half	8-0	13-0	8-0	33-0
Trailing at half	2-0	3-0		4-0
Tied at half				0-0
Playing an overtime game				0-0
0 players score in double figures				0-0
1 player scores in double figures				0-0
2 players score in double figures	2-0	1-0	2-0	3-0
3 players score in double figures	2-0	1-0	4-0	7-0
4 players score in double figures	3-0	4-0		9-0
5 players score in double figures	2-0	7-0	2-0	11-0
More than 5 players in double figures	1-0	3-0		9-0
Starters out-score opponent's starters	2-0	12-0	2-0	24-0
Opponent's starters score equal/more	7-0	4-0	6-0	13-0
Bench out-scores opponent's bench	10-0	14-0	8-0	33-0
Opponent's bench scores equal/more		2-0		4-0
Shooting 60% or better		3-0		4-0
Shooting between 50-59%	5-0	4-0	4-0	16-0
Shooting between 40-49%	3-0	7-0	3-0	13-0
Shooting between 30-39%	2-0	2-0	1-0	4-0
Shooting less than 30%				0-0
Opponent shoots 50% or better				0-0
Opponent shoots between 40-49%	4-0	2-0	2-0	6-0
Opponent shoots between 30-39%	6-0	11-0	4-0	20-0
Opponent shoots between 20-29%		3-0	2-0	8-0
Opponent shoots less than 20%				3-0
Shooting better than opponent	9-0	15-0	7-0	35-0
Shooting worse than/equal to opponent	1-0	1-0	1-0	2-0
Having more FTs made than opponent	7-0	12-0	5-0	28-0
Having equal/fewer FTs made than opponent	3-0	4-0	3-0	9-0
Out-rebounding opponent	8-0	16-0	7-0	35-0
Having equal/fewer rebounds than opponent	2-0		1-0	2-0
Having fewer TOs than opponent	6-0	11-0	6-0	27-0
Having equal or more TOs than opponent	4-0	5-0	2-0	10-0
Attempting more FT than 3FG	3-0	8-0	1-0	17-0
Attempting equal/fewer FT than 3FG	7-0	8-0	7-0	20-0
Making 5 or more 3FGs	9-0	12-0	5-0	29-0
Making fewer than 5 3FGs	1-0	4-0	3-0	8-0
Making no 3 FGs				1-0
Attempting 15 or more 3FGs	9-0	10-0	7-0	27-0
Attempting fewer than 15 3FGs	1-0	6-0	1-0	10-0
No South Carolina players foul out	8-0	13-0	8-0	31-0
One or more SC players foul out	2-0	3-0		6-0
No opposing players foul out	7-0	12-0	7-0	27-0
One or more opposing players foul out	3-0	4-0	1-0	10-0

	vs. Ranked	SEC	Post Season	All
Assist at least half of field goals made	5-0	11-0	6-0	25-0
Assist on at least 2/3 of field goals made	2-0	2-0	1-0	7-0
Assist on less than half of field goals made	5-0	5-0	2-0	12-0
Scoring more pts. in paint than opponent	7-0	15-0	7-0	33-0
Scoring equal/fewer pts. in paint than opp.	3-0	1-0	1-0	4-0
Scoring more pts. off TOs than opponent	8-0	13-0	6-0	31-0
Scoring equal/fewer pts. off TOs than opp.	2-0	3-0	2-0	6-0
Scoring more 2nd-chance pts.	8-0	12-0	6-0	31-0
Scoring equal/fewer 2nd-chance pts.	2-0	4-0	2-0	6-0
Scoring more fast break pts.	9-0	14-0	7-0	33-0
Scoring equal/fewer fast break pts.	1-0	2-0	1-0	4-0
Wearing primary white uniforms	5-0	8-0	5-0	19-0
Wearing secondary (Cocky) white uniforms	3-0		3-0	6-0
Wearing black uniforms	2-0	7-0		10-0
Wearing garnet uniforms		1-0		2-0
Playing in November	3-0			6-0
Playing in December	1-0			6-0
Playing in January	1-0	7-0		7-0
Playing in February	1-0	8-0		9-0
Playing in March	3-0	1-0	7-0	8-0
Playing in April	1-0		1-0	1-0
Playing during the day	5-0	6-0	6-0	20-0
Playing at night	5-0	10-0	2-0	17-0
Playing on Sunday	4-0	7-0	3-0	14-0
Playing on Monday	1-0	1-0		3-0
Playing on Tuesday				1-0
Playing on Wednesday				1-0
Playing on Thursday	2-0	8-0		10-0
Playing on Friday	2-0		4-0	5-0
Playing on Saturday			1-0	3-0
Margin is less than 5 pts.	1-0		2-0	2-0
Margin is between 5-9 pts.	4-0	2-0	1-0	5-0
Margin is between 10-19 pts.	3-0	4-0	3-0	9-0
Margin is between 20-29 pts.	1-0	5-0		6-0
Margin is between 30-39 pts.	1-0	3-0		6-0
Margin is between 40-49 pts.		1-0	1-0	3-0
Margin is 50 pts. or more		1-0	1-0	6-0
Having a 20-pt. scorer	4-0	4-0	5-0	13-0
Having a 30-pt. scorer				0-0
Scoring 49 points or less				0-0
Scoring 50-59 points				0-0
Scoring 60-69 points	1-0	1-0		2-0
Scoring 70-79 points	6-0	5-0	6-0	15-0
Scoring 80-89 points	1-0	5-0	1-0	7-0
Scoring 90-99 points		4-0	1-0	7-0
Scoring 100 points or more	2-0	1-0		6-0
Opponent scores 39 points or less		1-0	1-0	7-0
Opponent scores 40-49 points		2-0	1-0	4-0
Opponent scores 50-59 points	3-0	6-0	2-0	9-0
Opponent scores 60-69 points	2-0	5-0	1-0	10-0
Opponent scores 70-79 points	5-0	2-0	3-0	7-0
Opponent scores 80-89 points				0-0
Opponent scores 90-99 points				0-0
Opponent scores 100 points or more				0-0

2023-24 TEAM HIGH/LOW — ALL GAMES

South Carolina Highs	South Carolina Lows	Category	Opponent Lows	Opponent Highs
114 vs. Maryland, 11/12	65 at North Carolina, 11/30	Points in Game	19, MVSU, 11/24	76, Maryland, 11/12
66 vs. Maryland, 11/12*	25 at Tennessee, 2/15 (1st)	Points in a Half	7, MVSU (2nd), 11/24	50, vs. Tennessee, 3/9 (2nd)
37 vs. Maryland (4th), 11/12*	10 at Tennessee, 2/15 (2nd)	Points in a Quarter	2, Presbyterian (4th), 3/22	26, vs. Texas A&M, 3/8 (3rd)
	10 at North Carolina, 11/30 (1st)			
44 vs. Clemson, 11/16*	22 at North Carolina, 11/30	Field Goals Made	8, MVSU, 11/24	30, at LSU, 1/25
83 vs. Clemson, 11/16*	52 at Duke, 12/3	Field Goal Attempts	55, vs. Oregon St., 3/31	79, at Florida, 1/4
83 vs. Notre Dame 11/6*			55, at Bowling Green, 12/19	
.683 (41-630) vs. Morgan St., 12/6	333 (26-78) vs. Oregon St., 3/31	FG Percentage	.119 (8-67), MVSU, 11/24	.459 (28-61), vs. Indiana, 3/29
	333 (27-81) vs. Tennessee, 3/3			
12 vs. Maryland, 11/12	0 vs. South Dakota St., 11/20	3-Point FG Made	1, MVSU, 11/24	13, vs. Indiana, 3/29
27 vs. Georgia, 2/18	8 vs. Texas A&M, 3/8	3-Point FG Attempts	7, Ole Miss, 2/4	41, at Arkansas, 2/29
.667 (8-12) at Kentucky, 2/25	.000 (0-12) vs. SDSU, 11/20	3-Point FG Percentage	.053 (1-19), MVSU, 11/24	.455 (10-22), Maryland, 11/12
27 vs. Ole Miss, 2/4	4 vs. NC State, 4/5	Free Throws Made	2, Presbyterian, 3/22	19, vs. Tennessee, 3/9
			2, Kentucky, 1/15	
			2, at Duke, 12/3	
			2, MVSU, 11/24	
			2, South Dakota St., 11/20	
42 vs. Ole Miss, 2/4	4 vs. NC State, 4/5	Free Throw Attempts	2, at Duke, 12/3	24, vs. Tennessee, 3/9
.906 (19-21) at Kentucky, 2/25	.500 (8-16) at Tennessee, 2/15	FT Percentage	.250 (2-8), MVSU, 11/24	.923 (12-13), Vanderbilt, 1/28
73 vs. Clemson, 11/16	32 vs. Indiana, 3/29	Rebounds	21, at Arkansas, 2/29	45, Alabama, 2/22
			21, Morgan St., 12/6	45, at North Carolina, 11/30
30 at Kentucky, 2/25*	8 at North Carolina, 11/30	Assists	3, at ECU, 12/30	17, vs. Oregon St., 3/31
30 vs. Clemson, 11/16*				17, vs. Indiana, 3/29
30 vs. Maryland, 11/12*				17, at LSU, 1/25
15 vs. South Dakota St., 11/20	1 vs. Texas A&M, 3/8	Steals	2, Tennessee, 3/3	14, Georgia, 2/18
			2, at Missouri, 1/11	
17 vs. Presbyterian, 12/16*	1 at Arkansas, 2/29	Blocked Shots	0, Presbyterian, 3/22	9, at Auburn, 2/1
			0, at Kentucky, 2/25	
			0, Presbyterian, 12/16	
			0, Morgan St., 12/6	
24 vs. Texas A&M, 3/8	6 vs. Vanderbilt, 1/28	Turnovers	9, Vanderbilt, 1/28	24, Kentucky, 1/15
			9, at Texas A&M, 1/21	
21 at Texas A&M, 1/21	6 vs. Presbyterian, 12/16	Fouls	9, vs. NC State, 4/5	31, Ole Miss, 2/4
	6 at Duke, 12/3			

* indicates program record; * indicates Staley-era program record

2023-24 TEAM HIGH/LOW — SEC GAMES

South Carolina Highs	South Carolina Lows	Category	Opponent Lows	Opponent Highs
103 at Kentucky, 2/25	66 at Tennessee, 2/15	Points in Game	36, Kentucky, 1/15	74, Vanderbilt, 1/28
61 at Kentucky, 2/25(2nd)	25 at Tennessee, 2/15 (1st)	Points in a Half	11, Alabama, 2/22 (1st)	44, Vanderbilt, 1/28 (2nd)
33 vs. Kentucky, 1/15 (3rd)	10 at Tennessee, 2/15 (2nd)	Points in a Quarter	4, Kentucky, 1/15 (4th)	25, Vanderbilt, 1/28 (4th)
40 at Arkansas, 2/29	25 vs. Alabama, 2/22	Field Goals Made	15, Alabama, 2/22	30, at LSU, 1/25
40 vs. Kentucky, 1/15	25 vs. Georgia, 2/18		15, Kentucky, 1/15	
81 vs. Tennessee, 3/3	58 vs. Ole Miss, 2/4	Field Goal Attempts	53, Missouri, 2/8	79, at Florida, 1/4
.672 (39-58) at Texas A&M, 1/21	.333 (27-81) vs. Tennessee, 3/3	FG Percentage	.221 (15-68), Alabama, 2/22	.448 (30-67), at LSU, 1/25
10 vs. Kentucky, 1/15	2 at Tennessee, 2/15	3-Point FG Made	2, at Tennessee, 2/15	10, at Missouri, 1/11
	2 vs. Ole Miss, 2/4		2, Ole Miss, 2/4	
27 vs. Georgia, 2/18	9 at Tennessee, 2/15	3-Point FG Attempts	7, Ole Miss, 2/4	41, at Arkansas, 2/29
.667 (8-12) at Kentucky, 2/25	.200 (2-10) vs. Ole Miss, 2/4	3-Point FG Percentage	.118 (2-17) at Tennessee, 2/15	.400 (10-25), at Missouri, 1/11
27 vs. Ole Miss, 2/4	7 vs. Missouri, 2/8	Free Throws Made	2, Kentucky, 1/15	17, at Texas A&M, 1/21
	7 at LSU, 1/25			
	7 at Missouri, 1/11			
42 vs. Ole Miss, 2/4	8 at Missouri, 1/11	Free Throw Attempts	6, Kentucky, 1/15	22, Tennessee, 3/3
.906 (19-21) at Kentucky, 2/25	.500 (8-16) at Tennessee, 2/15	FT Percentage	.333 (2-6), Kentucky, 1/15	.923 (12-13), Vanderbilt, 1/28
57 vs. Tennessee, 3/3	37 at Kentucky, 2/25	Rebounds	21, at Arkansas, 2/29	45, Alabama, 2/22
	37 vs. Vanderbilt, 1/28			
	37 at Missouri, 1/11			
30 at Kentucky, 2/25*	11 at Auburn, 2/1	Assists	7, Alabama, 2/22	17, at LSU, 1/25
			7, at Tennessee, 2/15	
			7, Kentucky, 1/15	
15 vs. Missouri, 2/8	3 vs. Vanderbilt, 1/28	Steals	2, Tennessee, 3/3	14, Georgia, 2/18
			2, at Missouri, 1/11	
12 vs. Alabama, 2/22	1 at Arkansas, 2/29	Blocked Shots	0, at Kentucky, 2/25	9, at Auburn, 2/1
18 vs. Georgia, 2/18	6 vs. Vanderbilt, 1/28	Turnovers	9, Vanderbilt, 1/28	24, Kentucky, 1/15
18 at Florida, 1/4			9, at Texas A&M, 1/21	
21 at Texas A&M, 1/21	9 vs. Kentucky, 1/15	Fouls	13, Missouri, 2/8	31, Ole Miss, 2/4

* indicates program record; * indicates Staley-era program record

2023-24 INDIVIDUAL SUPERLATIVES — ALL GAMES

Category	South Carolina	Opponent
Points in Game	24 by MiLaysia Fulwiley vs. LSU, 3/10	37 by Alissa Pili, vs. Utah, 12/10
Points in a Half	16 by Kamilla Cardoso vs. NC State, 4/5 (1st) 16 by Te-Hina Paopao vs. UConn, 2/11 (1st) 16 by Bree Hall at Missouri, 1/11 (1st) 16 by Kamilla Cardoso South Dakota St., 11/20 (1st)	25 by Aicha Coulibaly, vs. Texas A&M, 3/8 (2nd)
Points in a Quarter	13 by Kamilla Cardoso vs. Vanderbilt, 1/28 (2nd) 13 by MiLaysia Fulwiley at Texas A&M, 1/21 (2nd) 13 by Kamilla Cardoso vs. Notre Dame, 11/6 (3rd)	17 by Leilani Correa, at Florida, 1/4 (2nd)
Field Goals Made	10 by Kamilla Cardoso vs. Indiana, 3/29 and vs. NC State, 4/5 10 by Chloe Kitts at Bowling Green, 12/19	15 by Alissa Pili, vs. Utah, 12/1
Field Goal Attempts	18 by MiLaysia Fulwiley Missouri, 2/8	24 by Hannah Hidalgo, vs. Notre Dame, 11/6
FG Percentage	1.000 (9-9) by Chloe Kitts vs. Presbyterian, 3/22	.714 (5-7) by Faith Masonius, Maryland, 11/12
3-Point FG Made	5 by MiLaysia Fulwiley vs. Presbyterian, 3/22 5 by Te-Hina Paopao vs. Georgia, 2/18 and vs. UConn, 2/11	7 by Morgan Sharps, at Bowling Green, 12/19
3-Point FG Attempts	11 by Te-Hina Paopao vs. Georgia, 2/18	12 by Maryam Dauda, at Arkansas, 2/29 12 by Morgan Sharps, at Bowling Green, 12/19
3-Point FG Percentage	.800 (4-5) by MiLaysia Fulwiley vs. LSU, 3/10 .800 (4-5) by Tessa Johnson at Arkansas, 2/29 .800 (4-5) by Te-Hina Paopao at Florida, 1/4 .800 (4-5) by Te-Hina Paopao vs. Maryland, 11/12	.583 (7-12) by Morgan Sharps, at Bowling Green, 12/19
Free Throws Made	12 by MiLaysia Fulwiley at Kentucky, 2/25	13 by Aicha Coulibaly, vs. Texas A&M, 3/8
Free Throw Attempts	12 by MiLaysia Fulwiley at Kentucky, 2/25	15 13 by Aicha Coulibaly, vs. Texas A&M, 3/8
FT Percentage	1.000 (12-13) by MiLaysia Fulwiley at Kentucky, 2/25	1.000 (9-9) by Jewel Spear, vs. Tennessee, 3/9
Rebounds	20 by Ashlyn Watkins vs. NC State, 4/5	13 by Angel Reese, vs. LSU, 3/10
Assists	17 by Raven Johnson vs. Clemson, 11/16*	8 by Chloe Moore-McNeil, vs. Indiana, 3/29 8 by Rickea Jackson, vs. Tennessee, 3/9 8 by Jordyn Cambridges, Vanderbilt, 1/28
Steals	6 by MiLaysia Fulwiley vs. Missouri, 2/8 6 by MiLaysia Fulwiley vs. Notre Dame, 11/6	5 by Ines Vieira, vs. Utah 12/10
Blocked Shots	7 by Kamilla Cardoso vs. Presbyterian, 12/16	4 by Tamari Key, vs. Tennessee, 3/9 4 by Jady Donavan, at Duke, 12/3
Turnovers	5 by Ashlyn Watkins vs. Missouri, 2/8 5 by Raven Johnson vs. Utah, 12/10	8 by Tamaria Rumph, Morgan St., 12/6

* indicates program record; ^ indicates Staley-era program record

2023-24 INDIVIDUAL SUPERLATIVES — SEC GAMES

Category	South Carolina	Opponent
Points in Game	23 by Kamilla Cardoso vs. Vanderbilt, 1/28	31 by Honesty Scott-Grayson, at Auburn, 2/1
Points in a Half	16 by Bree Hall at Missouri, 1/11 (1st)	21 by Honesty Scott-Grayson, at Auburn, 2/1 (2nd) 21 by Leilani Correa, at Florida, 1/4 (1st)
Points in a Quarter	13 by Kamilla Cardoso vs. Vanderbilt, 1/28 (2nd) 13 by MiLaysia Fulwiley at Texas A&M, 1/21 (2nd)	17 by Leilani Correa, at Florida, 1/4 (2nd)
Field Goals Made	9 by Ashlyn Watkins at Arkansas, 2/29 9 by Kamilla Cardoso vs. Vanderbilt, 1/28	11, 4x, last by Rickea Jackson, Tennessee, 3/3
Field Goal Attempts	18 by MiLaysia Fulwiley vs. Missouri, 2/8	23 by Rickea Jackson, Tennessee, 3/3 23 by Honesty Scott-Grayson, at Auburn, 2/1 23 by Jerkaila Jordan, Mississippi St., 1/7
FG Percentage	1.000 (6-6) by Ashlyn Watkins at Kentucky, 2/25	.633 (7-11) by Aneesah Morrow, at LSU, 1/25
3-Point FG Made	5 by Te-Hina Paopao vs. Georgia, 2/18	4, 4x, last by Abbey Schrecke, Missouri, 2/8
3-Point FG Attempts	11 by Te-Hina Paopao vs. Georgia, 2/18	12 by Maryam Dauda, at Arkansas, 2/29
3-Point FG Percentage	.800 (4-5) by Tessa Johnson at Arkansas, 2/29 .800 (4-5) by Te-Hina Paopao at Florida, 1/4	.571 (4-7), 3x, last by Abbey Schrecke, Missouri, 2/8
Free Throws Made	12 by MiLaysia Fulwiley at Kentucky, 2/25	8 by Honesty Scott-Grayson, at Auburn, 2/1
Free Throw Attempts	12 by MiLaysia Fulwiley at Kentucky, 2/25	14 by Ajae Petty, at Kentucky, 2/25
FT Percentage	1.000 (12-12) by MiLaysia Fulwiley at Kentucky, 2/25	.875 (7-8) by Javyn Nicholson, Georgia, 2/18
Rebounds	16 by Kamilla Cardoso vs. Georgia, 2/18	12 by Javyn Nicholson, Georgia, 2/18
Assists	7 by Raven Johnson at Arkansas, 2/29 7 by Raven Johnson vs. Vanderbilt, 1/28	8 by Jordyn Cambridges, Vanderbilt, 1/28
Steals	6 by MiLaysia Fulwiley vs. Missouri, 2/8	3, 5x, last by Samara Spencer, at Arkansas, 2/29
Blocked Shots	6 by Ashlyn Watkins at Florida, 1/4	3, 5x, last by Rickea Jackson and Tamari Key, Tennessee, 3/3
Turnovers	5 by Ashlyn Watkins vs. Missouri, 2/8	6 by Ashton Judd, at Missouri, 1/11

* indicates program record; ^ indicates Staley-era program record

THE LAST TIME...

INDIVIDUAL

Scored 50 Points

South Carolina 51, Jocelyn Penn vs. Stetson, 1/4/03
Opponent Never

Scored 40 Points

South Carolina 51, Jocelyn Penn vs. Stetson, 1/4/03
Opponent 41, Caitlyn Clark, Iowa, 3/31/23

Scored 30 Points

South Carolina 31, Zia Cooke at Georgia, 1/2/23
Opponent 37, Alissa Pili, vs. Utah 12/10/23

Grabbed 20 Rebounds

South Carolina 20, Ashlyn Watkins vs. NC State, 4/5/24
Opponent 24, Teaira McCowan, at Mississippi State, 1/17/19

Grabbed 15 Rebounds

South Carolina 16, Kamilla Cardoso vs. Georgia, 2/18/24
Opponent 18, Kiah Gillespie, Florida State, 3/24/19

Two Players with 20 or More Points

South Carolina Aliyah Boston 21/Zia Cooke 20 at Kentucky, 1/12/23
Opponent Rickea Jackson 22/Jewel Spear 21, vs. Tennessee, 3/9/24

Two Players with 10 or More Rebounds

South Carolina Ashlyn Watkins 20/Kamilla Cardoso 11 vs. NC State, 4/5/24
Opponent Angel Reese 13/Aneesah Morrow 10, vs. LSU, 3/10/24

Three or More Players with 10 or More Rebounds

South Carolina Raven Johnson 15/Kamilla Cardoso 10/Ashlyn Watkins 10 at Tennessee, 2/15/24
Opponent W. Rolle 12/J. Breland 10/L. Broomfield 10, vs. North Carolina, 12/19/10

Had 10 Assists

South Carolina 17, Raven Johnson vs. Clemson, 11/16/23
Opponent 12, Channise Lewis, Maryland, 11/18/18

Had Five Steals

South Carolina 6, Milaysia Fulwiley vs. Missouri, 2/8/24
Opponent 5, Ines Vieira, vs. Utah 12/10/23

Had Five Blocked Shots

South Carolina 5, Ashlyn Watkins vs. LSU, 3/10/24
Opponent 5, Rita Igbokwe, vs. Ole Miss, 3/4/23

Had 20 Points and 20 Rebounds

South Carolina Aliyah Boston (28 pts/22 rebs) vs. N. Carolina, 3/25/22
Opponent Teaira McCowan (26 pts/24 rebs) at Mississippi State, 1/17/19

Had a Double-Double

South Carolina Kamilla Cardoso (22 pts/11 rebs) vs. NC State, 4/5/24
Opponent Timea Gardiner (10 pts/12 rebs), vs. Oregon State, 3/31/24

Two Players had a Double-Double

South Carolina Chloe Kitts (21 pts/13 rebs) / Sania Feagin (12 pts/10 rebs) vs. Presbyterian, 3/22/24
Opponent Angel Reese (15 pts/13 rebs) / Aneesah Morrow (19 pts/10 rebs) vs. LSU, 3/10/24

Three or More Players had a Double-Double

South Carolina L. Amihere (11 pts/11 rebs) / A. Boston (11 pts/12 rebs) / L. Grissett (13 pts/10 rebs) / V. Saxton (19 pts/12 rebs) vs. Charleston, 11/25/20
Opponent Shakira Austin (10 pts/16 rebs) / Kaila Charles (17 pts/10 rebs) / Channise Lewis (10 pts/12 assts), Maryland, 11/18/18

Had a Triple-Double

South Carolina Aliyah Boston (16 pts/11 rebs/10 blks) vs. Georgia, 1/21/21
Opponent Never

TEAM

Scored 100 Points

South Carolina 104 vs. Morgan St., 12/6/23
Opponent 103, Clemson, 11/21/03

Won by 30 or More Points

South Carolina 88-41 (47) vs. North Carolina, 3/24/24
Opponent 66-34 (32), Georgia, 3/4/11

Overcame More Than 15-Point Deficit to Win

South Carolina 18 (16-34) 6:24 in 2nd qtr. vs. Stanford, 12/21/21*
Opponent 16 (21-37) 1:43 in 2nd qtr., at Tennessee, 2/18/21

Shot 65% or Better from the Field

South Carolina .672 (39-58) at Texas A&M, 1/21/24
Opponent Never

Shot 60% or Better from the Field

South Carolina .606 (40-66) at Arkansas, 2/29/24
Opponent .604 (29-48), Vanderbilt, 1/18/01

Shot 50% or Better from the Field

South Carolina .500 (33-66) vs. NC State, 4/5/24
Opponent .500 (29-58) vs. Maryland, 3/27/23

No Players in Double-Figure Points

South Carolina at Auburn, 1/19/12
Opponent Presbyterian, 3/22/24

Five Players in Double-Figure Points

South Carolina vs. North Carolina, 3/24/24
Opponent vs. Indiana, 3/29/24

More Than Five Players in Double-Figure Points

South Carolina 6 at Kentucky, 2/25/24
Opponent 6, Maryland, 11/18/18

Faced AP Top-25 Opponent

Win 78-69 vs. No. 11 NC State, 4/5/24
Loss 67-75 at No. 21 Tennessee, 2/18/21

Faced AP Top-10 Opponent

Win 79-72 vs. No. 8 LSU, 3/10/24
Loss 46-54 vs. No. 8 NC State, 12/3/20

Faced AP Top-5 Opponent

Win 88-64 vs. No. 3 LSU, 2/12/23
Loss 73-77 vs. No. 3, Iowa, 3/31/23

Faced AP No. 1 Team

Win Never
Loss 68-93 vs. Baylor, 3/30/19

Overtime Game

Win 64-57 at Ole Miss, 2/19/23
Loss 69-70 at Missouri, 12/30/21

Double-Overtime Game

Win 82-73 at Purdue, 12/16/18
Loss 92-94 at Clemson, 11/19/09

South Carolina Was Ranked (AP Poll)

No. 1 No. 1, 3/18/24
Top 5 No. 5, 3/8/21
Top 10 No. 6, 10/17/23
Top 25 No. 15, 3/19/19

* indicates program record

SOUTH CAROLINA SINGLE-QUARTER RECORDS

TEAM			INDIVIDUAL		
Scoring			Scoring		
Most		Points	Highest Percentage	FGM-A	Pct
1. vs. Maryland, 11/12/23, 3rd qtr.		37	1. vs. Kentucky, 3/5/16, 4th qtr.	11-13	.846
vs. Saint Peter's, 11/22/16, 1st qtr.		37	2. at Georgia, 1/2/23, 4th qtr.	5-6	.833
3. vs. Presbyterian, 12/16/23 1st qtr.		36	3. at Kentucky, 1/21/18, 3rd qtr.	9-11	.818
at Kentucky, 1/12/23, 4th qtr.		36	4. vs. Kentucky, 1/15/24, 3rd qtr.	13-16	.813
vs. Alabama, 2/3/22, 1st qtr.		36	vs. Belmont, 3/22/19, 3rd qtr.	13-16	.813
at Vanderbilt, 1/12/20, 3rd qtr.		36	vs. Quinnipiac, 3/25/17, 3rd qtr.	13-16	.813
vs. Alabama State, 3rd qtr.		36			
Fewest		Points	Lowest Percentage	FGM-A	Pct
1. vs. App State, 12/5/18, 4th qtr.		5	1. vs. Ole Miss, 3/5/22, 4th qtr.	0-5	.000
2. vs. Oregon State, 3/23/21, 4th qtr.		6	2. vs. Georgia, 1/12/17, 2nd qtr.	1-12	.083
vs. Indiana, 11/28/19, 4th qtr.		6	3. vs. NC State, 12/3/20, 2nd qtr.	2-19	.105
vs. St. John's, 11/25/17, 2nd qtr.		6	4. at Mississippi State, 1/8/23, 3rd qtr.	2-18	.111
vs. Stanford, 3/31/17, 2nd qtr.		6	at Iowa State, 12/6/20, 4th qtr.	1-9	.111
vs. UCLA, 12/18/16, 1st qtr.		6			
Fewest Allowed		Points	Lowest Percentage Allowed	FGM-A	Pct
1. vs. Texas, 3/30/21, 4th qtr.		0	1. vs. Miami (FL), 3/20/22, 2nd qtr.	0-9	.000
at Vanderbilt, 1/14/21, 2nd qtr.		0	vs. Howard, 3/18/22, 2nd qtr.	0-10	.000
at Ole Miss, 1/30/20, 1st qtr.		0	vs. Clemson, 11/17/21, 2nd qtr.	0-16	.000
4. 5 times, last vs. Presbyterian, 3/22/24, 4th qtr.		2	vs. Texas, 3/30/21, 4th qtr.	0-15	.000
			at Vanderbilt, 1/14/21, 2nd qtr.	0-16	.000
			at Ole Miss, 1/30/20, 1st qtr.	0-9	.000
			vs. Purdue, 12/15/19, 4th qtr.	0-8	.000
Most Allowed		Points	Highest Percentage Allowed	FGM-A	Pct
1. vs. Baylor, 12/2/18, 1st qtr.		32	1. vs. Drake, 11/24/18, 2nd qtr.	11-13	.846
at Maryland, 11/13/17, 4th qtr.		32	2. at LSU, 1/15/17, 2nd qtr.	9-12	.750
vs. Kentucky, 2/26/17, 4th qtr.		32	3. vs. Tennessee, 1/14/18, 2nd qtr.	8-11	.727
4. vs. Arkansas, 3/8/19, 3rd qtr.		30	vs. Quinnipiac, 3/25/17, 2nd qtr.	8-11	.727
vs. Connecticut, 3/26/18, 1st qtr.		30	5. vs. Connecticut, 3/26/18, 2nd qtr.	10-14	.714
vs. Syracuse, 3/25/16, 4th qtr.		30	at Missouri, 1/7/18, 4th qtr.	5-7	.714
Margin of Difference			Rebounding		
Lead	Score	Margin	Total		
1. vs. Alabama State, 11/5/19, 3rd qtr.	36-9	+37	1. vs. Arkansas, 3/7/20, 4th qtr.	28	
2. vs. App State, 11/17/19, 1st qtr.	35-3	+32	2. vs. Charleston, 11/25/20, 3rd qtr.	22	
3. vs. Charleston, 11/25/20, 3rd qtr.	34-8	+26	3. vs. Howard, 3/18/22, 1st qtr.	21	
vs. USC Upstate, 11/21/19, 3rd qtr.	33-7	+26	4. vs. Tennessee, 3/3/24	20	
vs. Arkansas, 1/3/16, 2nd qtr.	35-9	+26	vs. Mississippi Valley State, 11/24/23, 2nd	20	
5. vs. Clemson, 11/16/23, 1st qtr.	31-6	+25	vs. Coastal Carolina, 12/21/22, 1st qtr.	20	
vs. Saint Peter's, 11/22/16, 1st qtr.	37-12	+25	vs. Hampton, 11/27/22, 3rd qtr.	20	
			vs. Howard, 3/18/22, 3rd qtr.	20	
			vs. Howard, 3/18/22, 2nd qtr.	20	
			vs. Charleston, 11/25/20, 1st qtr.	20	
			at Ohio State, 11/14/16, 1st qtr.	20	
Deficit	Score	Margin	Margin	Rebs	Margin
1. vs. UConn, 2/1/18, 2nd qtr.	8-29	-21	1. vs. Hampton, 11/27/22, 3rd qtr.	20-2	+18
2. at Tennessee, 2/15/18, 3rd qtr.	9-29	-20	vs. Charleston, 11/25/20, 3rd qtr.	22-4	+18
3. vs. Baylor, 12/2/18, 1st qtr.	13-32	-19	3. vs. Arkansas, 1/22/23, 2nd qtr.	19-2	+17
at Mississippi State, 2/5/18, 4th qtr.	9-28	-19	4. vs. Arkansas, 1/22/23, 3rd qtr.	18-2	+16
5. vs. Indiana, 11/28/19, 4th qtr.	6-24	-18	vs. Howard, 3/18/22, 2nd qtr.	20-4	+16
vs. Connecticut, 3/26/18, 1st qtr.	12-30	-18	vs. Arkansas, 3/7/20, 4th qtr.	21-5	+16
Field Goals					
Made		FGM			
1. at Florida, 2/27/20, 1st qtr.		15			
vs. Saint Peter's, 11/22/16, 1st qtr.		15			
3. vs. Coastal Carolina, 12/21/22, 1st qtr.		14			
vs. Alabama, 2/3/22, 1st qtr.		14			
vs. App State, 11/17/19, 1st qtr.		14			
vs. Notre Dame, 11/26/17, 4th qtr.		14			
vs. Arkansas, 1/3/16, 2nd qtr.		14			
Attempts		FGA			
1. vs. Arkansas, 3/7/20, 4th qtr.		28			
2. vs. Howard, 3/18/22, 1st qtr.		25			
vs. Arkansas, 1/9/20, 3rd qtr.		25			
4. 7 times, last at Tennessee, 2/15/24, 3rd qtr.		24			



All-Time Sellouts

18,478	Georgia, 2/18/24
18,167	UConn, 2/11/24
18,000	Tennessee, 3/3/24
18,000	Ole Miss, 2/5/24
18,000	Vanderbilt, 1/28/24
18,000	Georgia, 2/26/23
18,000	LSU, 2/12/23
18,000	Tennessee, 2/20/22
18,000	Texas A&M, 3/1/20
18,000	UConn, 2/10/20
18,000	Mississippi State, 3/3/19
18,000	UConn, 2/1/18
18,000	Kentucky, 2/26/17
18,000	UConn, 2/8/16

Year-by-Year Record

Year	Record	Pct.	Att. Avg.
2002-03	14-2	.875	3,244
2003-04	5-6	.455	1,828
2004-05	8-9	.471	1,764
2005-06	12-5	.706	1,455
2006-07	15-5	.750	1,845
2007-08	12-6	.667	1,802
2008-09	6-9	.400	2,793
2009-10	7-5	.583	3,442
2010-11	14-5	.737	2,996
2011-12	12-3	.800	3,139
2012-13	12-3	.800	4,082
2013-14	16-0	1.000	6,371
2014-15	16-0	1.000	12,293
2015-16	16-1	.941	14,364
2016-17	15-1	.938	12,277
2017-18	15-2	.882	13,239
2018-19	11-4	.733	11,542
2019-20	15-0	1.000	12,185
2020-21	10-1	.909	3,500*
2021-22	16-0	1.000	12,268
2022-23	17-0	1.000	12,942
2023-24	17-0	1.000	16,067
Total	281-67	.807	7,282*
Staley Era	215-34	.863	9,488*

* 2020-21 attendance not counted in average or streaks due to COVID-19 regulation restrictions

In women's basketball, Colonial Life Arena has become one of the most feared places to play as enormous crowds fill the building with passion for the Gamecocks.

The state of South Carolina has rallied around head coach Dawn Staley's program in unprecedented numbers as the Gamecocks have led the nation in average attendance in each of the last nine seasons. The Gamecocks were one of a few programs to finish the 2019-20 season averaging over 10,000 fans and boast 12 sellouts (18,000) in the last nine seasons of full capacity arenas.

Colonial Life Arena is more than just the home of South Carolina men's and women's basketball, though. It is also a thriving entertainment venue that the city of Columbia and its surrounding metropolitan area are able to enjoy throughout the year.

Colonial Life Arena is the largest arena in the state of South Carolina with 18,000 seats, and the 10th-largest on-campus basketball facility in the nation. Located on the beautiful University of South Carolina campus, this one-of-a-kind facility features 41 suites, four entertainment suites, and the Frank McGuire Club, a full-service hospitality room that has a capacity of 300. The state-of-the-art facility also features plush seating, a technologically advanced sound system and a one-of-a-kind selection of unique concession foods that will delight fans of all ages.

In Summer 2017, a 12-display center-hung video board and ribbon boards were added to the arena bowl at a cost of \$4.2 million. The center-hung board features four convex-curved main displays that measure approximately 12' x 20' and can show any combination of live video, instant replays, statistics and game information, graphics and animations, and sponsorship messages.

The Arena has hosted numerous sold out shows, including Barnum and Bailey Circus, Paul McCartney, country superstars Kenny Chesney and Taylor Swift, WWE Wrestling, Kanye West and numerous other acts.

The largest building ever constructed at the University of South Carolina at 342,000 square feet, the Arena has an intimate double-deck design that puts every seat close to the action. The cantilever of the upper deck over the lower deck extends further than any other arena of its size with great sight lines.

Two spacious locker rooms for Gamecock men's and women's basketball include team meeting rooms, recruiting rooms, coaches locker rooms and an athletic training room.

Colonial Life Arena Notables

- Nine-Time National Attendance Leader (2015-present)
- NCAA Tournament Host in 2015, 2016, 2017, 2018, 2022, 2023, 2024
- 126 consecutive regular-season games with at least 10,000 fans (Jan. 2, 2015)*
- 14 official sellouts (18,000) since 2015-16 season
- 7 undefeated seasons at home
- Longest home win streak – 59 games (12/17/20-present)

* 2020-21 attendance not counted in average or streaks due to COVID-19 regulation restrictions

"It is a beautiful thing to see unfold because a lot of people really didn't think it could get done. I tip my hat to Gamecock Nation for making this a wonderful place and creating a home court advantage that allows us to win close basketball games."

– South Carolina Head Coach Dawn Staley



DAWN STALEY Head Coach

16th Season at South Carolina • 24th Season in Career

Catapulting South Carolina into the national spotlight when she was hired in May 2008, Dawn Staley has made the Gamecocks a mainstay in the battle for SEC and national championships. Under her leadership, the Gamecocks have reached many firsts – National Championships, NCAA Final Fours, No. 1 rankings, SEC regular-season and tournament titles, SEC Players of the Year, National Players of the Year, WNBA No. 1 Draft picks, an undefeated regular season, and No. 1 recruiting classes – to name the most notable.

In Staley's 16 seasons at the helm of the Gamecocks, highlights include:

- Two National Championships (2017, 2022)
- Six NCAA Final Fours in the last nine tournaments (2015, 2017, 2021, 2022, 2023, 2024)
- Ranking in the AP Top 25 every week since Dec. 10, 2012, the second-longest active streak in the nation (226)
- Seven 30-win seasons, including a program-record 36 wins in 2022-23 and 2023-24
- Eight SEC regular-season championships (2014, 2015, 2016, 2017, 2020, 2022, 2023, 2024)
- Eight SEC Tournament titles (2015, 2016, 2017, 2018, 2020, 2021, 2023, 2024)
- Three top-two recruiting classes (#1 in 2021, #1 in 2019, #2 in 2014)
- 10 NCAA Attendance titles (2015, 2016, 2017, 2018, 2019, 2020, 2021, 2022, 2023, 2024)

While her coaching career is in full bloom, Staley is still recognized for her body of work as a one of the most decorated participants in United States women's basketball history. The Naismith Memorial Basketball Hall of Fame solidified that legacy with her enshrinement as part of the Class of 2013. The Phoenix Club of Philadelphia established the Dawn Staley Award recognizing the nation's top guard in women's Division I basketball in 2013 as well. Staley was inducted into the Women's Basketball Hall of Fame as part of the Class of 2012.

In her 24th season as a head coach, Staley has led her college teams to 14 25-win seasons, a total of 21 postseason appearances (two WNIT) and 186 weeks in the Associated Press top 10, including the Gamecocks' 82 in the No. 1 spot – the fourth most times in the top spot in the history of that poll. Her .767 winning percentage (611-186) ranks 10th in the nation among all active head coaches with at least 10 years' experience and 11th all-time.

Also a force in USA Basketball, Staley was named the U.S. Women's National Team head coach for 2017-21, leading the U.S. to gold in the 2018 FIBA World Cup and the 2019 and 2021 FIBA AmeriCups and stretching the U.S. Olympic gold medal streak to seven straight at the 2020 Tokyo Olympic Games. Prior to that appointment, Staley led three other U.S. teams to gold medals and served as an assistant on the Senior National Team 2006-08 and again 2014-16, during which the U.S. claimed gold in the 2014 FIBA World Championship and the 2008 and 2016 Olympics.

Now in her 16th season leading the Gamecocks, Staley has been named National Coach of the Year five times with her 2020 unanimous selection making her the first former Naismith Player of the Year to earn the Naismith Coach of the Year award. She is also a seven-time SEC Coach of the Year. Staley is the only Gamecock basketball coach – men's or women's – to amass 300 victories at South Carolina and was the fastest coach to 200 wins in program history, needing just 277 games at South Carolina to reach the plateau. She is the program's all-time winningest coach with a program-record 13 postseason appearances and is the only black head coach in men's or women's basketball to win multiple national championships.

In the vaunted SEC, Staley's 199 league wins are the most among active league coaches and third all-time, trailing just Andy Landers (Georgia, 273) and Pat Summitt (Tennessee, 306). Her .783 SEC winning percentage (199-55) is second only to Summitt (874) in league history. Her Gamecocks are the only SEC program with multiple 16-0 seasons in league history, hitting that mark in 2015-16, 2019-20 and 2022-23. Her eight SEC titles trail just Summitt's 16.

In addition to coaching two National Players of the Year and a National Freshman of the Year, Staley has helped 11 Gamecocks collect 27 All-America selections, three to pick up seven SEC Player of the Year honors, four to earn SEC Defensive Player of the Year recognition a total of eight times, two to SEC 6th Player of the Year honors and six to capture SEC Freshman of the Year. She has coached 21 Gamecocks to All-SEC honors a combined 41 times, including 21 first-team selections. In the last nine years, 14 Gamecocks have been selected in the WNBA Draft, including 10 first-rounders, highlighted by two overall No. 1 picks. Three Gamecocks have been named WNBA Rookie of the Year.

STALEY YEAR-BY-YEAR AT SOUTH CAROLINA

Year	School	Record	Conf. Rec.	Conf. Finish	Postseason
2008-09	South Carolina	10-18	2-12	11th	
2009-10	South Carolina	14-15	7-9	T-7th	
2010-11	South Carolina	18-15	8-8	T-5th	WNIT 2nd Round
2011-12	South Carolina	25-10	10-6	T-4th	NCAA Sweet 16
2012-13	South Carolina	25-8	11-5	T-4th	NCAA 2nd Round
2013-14	South Carolina	29-5	14-2	1st	NCAA Sweet 16
2014-15	South Carolina	34-3	15-1	T-1st	SEC Tourn. Champ./NCAA Final Four
2015-16	South Carolina	33-2	16-0	1st	SEC Tourn. Champ./NCAA Sweet 16
2016-17	South Carolina	33-4	14-2	1st	SEC Tourn. Champ./NCAA Champ.
2017-18	South Carolina	29-7	12-4	T-2nd	SEC Tourn. Champ./NCAA Elite Eight
2018-19	South Carolina	23-10	13-3	2nd	NCAA Sweet 16
2019-20	South Carolina	32-1	16-0	1st	SEC Tourn. Champ./NCAA canceled
2020-21	South Carolina	26-5	14-2	2nd	SEC Tourn. Champ./NCAA Final Four
2021-22	South Carolina	35-2	15-1	1st	NCAA Champion
2022-23	South Carolina	36-1	16-0	1st	SEC Tourn. Champ./NCAA Final Four
2023-24	South Carolina	37-0	16-0	1st	SEC Tourn. Champ./
At SC	16th season	439-106	199-55	8 SEC Titles	8 SEC Trn. Titles, 2 NCAA Titles, 10 Sweet 16s
At Temple	8 seasons	172-80	100-25	3 A-10 Titles	4 A-10 Tourn. Titles, 6 NCAA appearances
Career	24th season	611-186	299-80		

QUICK FACTS

Coaching Highlights

College

- 18 NCAA Tournament Appearances (12 at South Carolina)
- 2x NCAA National Champion (2017, 2022)
- 7 30-Win Seasons
- 9 Regular-Season Conference Titles (SEC 2014, 2015, 2016, 2017, 2020, 2022, 2023, 2024; A-10 2008)
- 12 Conference Tournament Titles (SEC 2015, 2016, 2017, 2018, 2020, 2021, 2023, 2024; A-10 2002, 2004, 2005, 2006)
- 5-time National Coach of the Year (2014, 2020, 2022, 2023, 2024)
- 4-time WBCA Region Coach of the Year (Region 3 2014, 2015, 2016; Region 1 2005)
- 9-time Conf. Coach of the Year (SEC 2014, 2015, 2016, 2020, 2022, 2023, 2024; A-10 2004, 2005)

USA Basketball

- Senior National Team Head Coach (2017-21) – Tokyo Olympics gold (2020); FIBA AmeriCup gold (2021); co-National Coach of the Year (2021); FIBA AmeriCup gold (2019), FIBA World Cup gold (2018), National Coach of the Year (2018)
- Senior National Team Asst. Coach (2006-08, 2014-16) – Rio Olympics gold medal (2016), FIBA World Championship gold medal (2014), Beijing Olympics gold medal (2008), FIBA Americas Championship gold medal (2007), FIBA World Championship bronze medal (2006)
- U19 National Team Head Coach – FIBA U19 World Championship gold medal (2015), co-National Coach of the Year (2015)
- U18 National Team Head Coach – FIBA U18 Americas Championship gold medal (2014)
- Pan Am Games Head Coach – Gold medal (2007)

Playing Highlights

U.S. Professional – 11 seasons

- Five-time WNBA All-Star (2001, 2002, 2003, 2005, 2006)
- Two-time ABL All-Star (1997, 1998)
- WNBA All-Decade Team

USA Basketball

- Olympic gold medalist (1996, 2000, 2004)
- Flag bearer for U.S. in Olympic Games Opening Ceremony (2004)
- Two-time USA Basketball Female Athlete of the Year (1994, 2004)

College – Virginia (1989-92)

- Kodak All-America (1990, 1991, 1992)
- Honda-Broderick Cup Award for Collegiate Female Athlete of the Year (1991)
- Two-time ACC Player of the Year (1991, 1992)
- NCAA Tournament MOP (1991)

Other Notables

- Naismith Memorial Basketball Hall of Fame, Class of 2013
- Order of the Palmetto Recipient (2013)
- Women's Basketball Hall of Fame, Class of 2012
- Two-time Wanamaker Award (1997, 2005)
- Henry P. Iba Citizenship Award (2007)

STALEY ERA SINGLE-GAME RECORDS

Scoring

Most	Points
1. vs. Charleston, 11/25/20	119
2. vs. Maryland, 11/12/23	114
3. vs. Savannah State, 12/14/14	111
4. vs. Clemson, 11/16/23	109
5. at Vanderbilt, 1/14/21	106

Fewest	Points
1. at Stanford, 11/26/10	32*
2. vs. Georgia, 3/4/11	34
3. vs. Mississippi State, 3/5/09=	39
4. at Georgia, 1/13/13	40
5. at Mississippi State, 2/26/09	41

Fewest Allowed	Points
1. vs. Mississippi Valley State, 11/24/23	19*
2. vs. Howard, 3/18/22	21
vs. South Carolina State, 12/14/11	21
4. vs. Charleston Southern, 12/18/22	23
5. vs. Presbyterian, 11/27/11	24

Most Allowed	Points
1. at Connecticut, 2/11/19	97
2. vs. Arkansas, 3/8/19	95
3. vs. Baylor, 12/2/18	94
vs. Connecticut, 3/26/18	94
at Clemson, 11/19/09	94

Margin of Outcome

Victory	Score	Margin
1. vs. Miss. Valley State, 11/24/23	101-19	+82
2. vs. Charleston, 11/25/20	119-38	+81
3. vs. Presbyterian, 12/16/23	99-29	+70
vs. East Tennessee State, 11/7/22	101-31	+70
vs. Charleston Southern, 11/8/13	99-29	+70

Defeat	Score	Margin
1. at Stanford, 11/26/10	32-70	-38
2. vs. Georgia, 3/4/11	34-66	-32
3. vs. Stanford, 12/19/08	47-78	-31
4. at Penn State, 11/21/10	48-78	-30
5. vs. Connecticut, 3/26/18	65-94	-29
vs. Connecticut, 12/28/08	48-77	-29

Field Goals

Made	FGM
1. vs. Clemson, 11/16/23	44
2. vs. Maryland, 11/12/23	43
vs. Notre Dame, 11/6/23	43
vs. Coastal Carolina, 12/21/22	43
5. at Vanderbilt, 1/14/21	42
vs. Charleston, 11/25/20	42

Attempts	FGA
1. vs. Clemson, 11/16/23	83
vs. Maryland, 11/12/23	83
3. vs. Arkansas, 3/7/20	82
4. vs. Tennessee, 3/3/24	81
5. at Arkansas, 2/3/19	80

Highest Percentage (Min. 40 FGA)	FGM-A	Pct
1. vs. Morgan State, 12/6/23	41-60	.683
2. at Texas A&M, 1/21/24	39-58	.672
3. at Vanderbilt, 1/18/18	36-54	.667
4. vs. Auburn, 1/5/23	36-57	.647
5. at Kentucky, 2/25/24	39-59	.644

Lowest Percentage (Min. 40 FGA)	FGM-A	Pct
1. at Stanford, 11/26/10	12-55	.218
2. vs. Georgia, 3/4/11	12-52	.231
3. at Florida, 1/20/13	15-64	.234
4. at Kentucky, 2/5/09	13-55	.236
5. at Georgia, 1/2/11	13-54	.241

Lowest %age Allowed (Min. 40 FGA)	FGM-A	Pct
1. vs. Miss. Valley State, 11/24/23	8-67	.119*
2. vs. South Carolina State, 12/14/11	6-48	.125
2. vs. Howard, 3/18/22	8-54	.148
3. vs. Presbyterian, 12/16/23	10-64	.156
4. vs. Charleston Southern, 12/18/22	8-50	.160
vs. NC Central, 12/2/13	8-50	.160

Highest %age Allowed (Min. 40 FGA)	FGM-A	Pct
1. vs. Connecticut, 3/26/18	37-63	.587
2. vs. Connecticut, 2/11/19	37-65	.569
3. vs. Connecticut, 12/28/08	35-62	.565
vs. Florida, 1/9/11	26-46	.565
5. vs. Tennessee, 1/14/18	31-55	.564

3-Point Field Goals

Made	3FGM
1. vs. Minnesota, 12/11/16	16
2. vs. Temple, 12/21/18	15
3. vs. Appalachian State, 12/5/18	14
at Auburn, 1/5/17	14
5. at Iowa State, 12/6/20	13

Attempts	3FGA
1. vs. Howard, 3/18/22	38
2. vs. Minnesota, 12/11/16	33
3. vs. Syracuse, 3/25/16	32
4. vs. Temple, 12/21/18	31
5. vs. Drake, 11/24/18 (includes overtime)	30

Percentage (Min. 5 3FGA)	3FGM-A	Pct
1. vs. ETSU, 11/22/18	11-16	.688
2. at Kentucky, 2/25/24	8-12	.667
at Alabama, 1/10/10	8-12	.667
vs. Charlotte, 12/21/08	8-12	.667
vs. Kentucky, 2/18/18	6-9	.667
vs. Western Carolina, 12/29/12	6-9	.667
vs. Oregon State, 3/25/14	4-6	.667
vs. Ole Miss, 1/30/14	4-6	.667
vs. Savannah State, 12/28/13	4-6	.667

Free Throws

Made	FTM
1. vs. Savannah State, 12/14/14	34
vs. Oregon State, 3/25/14	34
3. vs. Missouri, 1/10/16	32
vs. Ole Miss, 1/30/14	32
at Mississippi State, 1/6/12	32

Attempts	FTA
1. at Mississippi State, 1/6/13	50
2. vs. Savannah State, 12/28/13	48
3. vs. Charleston, 11/25/20	47
vs. Savannah State, 12/14/14	47
5. vs. Missouri, 2/2/14	46

Percentage (Min. 10 FTA)	FTM-A	Pct
1. vs. Alabama, 1/31/21	19-20	.950
2. vs. Quinnipiac, 3/25/17	18-19	.947
3. at Texas A&M, 2/23/17	15-16	.923
4. vs. Kentucky, 2/18/18	23-25	.920
5. vs. N.C. A&T, 11/29/21	11-12	.917
vs. Temple, 12/21/18	11-12	.917

Rebounding

Total	Rebs
1. vs. Arkansas, 1/22/23	74
2. vs. Clemson, 11/16/23	73
vs. Charleston, 11/25/20	73
4. vs. Howard, 3/18/22	69
5. vs. Mississippi Valley State, 11/24/23	66

Margin	Rebs	Margin
1. vs. Arkansas, 1/22/23	74-17	+57
2. vs. Hampton, 11/27/22	62-15	+47
3. vs. Clemson, 11/16/23	73-27	+46
4. vs. Charleston, 11/25/20	73-28	+45
5. vs. Howard, 3/18/22	69-28	+41

Offensive	Off. Rebs
1. vs. Arkansas, 1/22/23	32
2. vs. Tennessee, 2/20/22	31
3. vs. Howard, 3/18/22	30
4. vs. Elon, 11/9/12	29
5. vs. Arkansas, 3/7/20	28

Turnovers

Fewest	TOs
1. at Tennessee, 2/2/12	4
2. 10 times, most recent, at Ole Miss, 1/4/18	5

Most	TOs
1. at Wake Forest, 12/3/08	32
2. at Ole Miss, 2/25/16	29
vs. Hampton, 11/22/12	29
vs. Kentucky, 1/15/12	29
5. at Kentucky, 1/13/11	28

Assists

1. at Kentucky, 2/25/24	30
vs. Clemson, 11/16/23	30
vs. Maryland, 11/12/23	30
4. vs. Notre Dame, 11/6/23	29
vs. Minnesota, 12/11/16	29

Steals

1. at Alabama State, 11/11/18	22
2. vs. Alabama State, 11/10/17	21
vs. NC Central, 12/1/14	21
vs. Furman, 12/11/11	21
5. vs. San Diego State, 11/23/14	18

Blocked Shots

1. vs. Presbyterian, 12/16/23	17*
vs. Appalachian State, 11/17/19	17*
3. vs. South Dakota State, 11/20/23	16
vs. Coastal Carolina, 12/21/22	16
vs. Kansas State, 12/3/21	16
vs. Clemson, 11/15/18	16
vs. Winthrop, 12/13/15	16

* indicates also a school record



**2023-24 South Carolina Women's Basketball
Individual Game-by-Game
All games**

Page 1/11
as of Apr 06, 2024

#0 PAOPAO, Te-Hina

Opponent	Date	GS	MIN	Total		3-Pointers		Free throws		Rebounds				PF	A	TO	BLK	STL	PTS	AVG		
				FG-FGA	PCT	3FG-3FGA	PCT	FT-FTA	PCT	OFF	DEF	TOT	AVG									
vs Notre Dame	11/06/2023	*	27:28	6-10	.600	2-4	.500	0-0	.000	0	3	3	3.0	1	6	1	0	3	14	14.0		
Maryland	11/12/2023	*	29:55	5-12	.417	4-8	.500	0-0	.000	0	0	0	1.5	1	8	3	0	1	14	14.0		
Clemson	11/16/2023	*	19:19	5-8	.625	4-5	.800	0-0	.000	1	2	3	2.0	0	1	2	0	0	14	14.0		
Mississippi Val.	11/24/2023	*	20:40	4-7	.571	2-5	.400	0-0	.000	1	7	8	3.5	0	1	1	1	0	10	13.0		
at North Carolina	11/30/2023	*	37:02	5-14	.357	3-6	.500	1-2	.500	0	5	5	3.8	1	4	0	0	1	14	13.2		
at Duke	12/03/2023	*	26:01	3-7	.429	2-4	.500	4-6	.667	1	0	1	3.3	0	1	3	0	0	12	13.0		
Morgan St.	12/06/2023	*	22:47	4-6	.667	2-4	.500	2-2	1.000	0	1	1	3.0	0	5	1	0	1	12	12.9		
vs Utah	12/10/2023	*	35:02	6-11	.545	3-7	.429	0-0	.000	0	3	3	3.0	2	2	3	0	3	15	13.1		
Presbyterian	12/16/2023	*	23:20	2-6	.333	2-4	.500	0-0	.000	0	2	2	2.9	0	6	1	0	2	6	12.3		
at Bowling Green	12/19/2023	*	25:52	4-6	.667	4-6	.667	0-0	.000	0	4	4	3.0	0	6	0	0	1	12	12.3		
at East Carolina	12/30/2023	*	18:53	3-7	.429	3-5	.600	0-0	.000	0	1	1	2.8	0	2	2	0	1	9	12.0		
at Florida	01/04/2024	*	22:10	6-8	.750	4-5	.800	1-1	1.000	0	3	3	2.8	1	4	4	0	1	17	12.4		
Mississippi St.	01/07/2024	*	29:30	5-9	.556	2-4	.500	0-0	.000	0	3	3	2.8	0	5	2	0	2	12	12.4		
at Missouri	01/11/2024	*	30:48	6-10	.600	3-4	.750	0-0	.000	1	5	6	3.1	1	3	0	1	1	15	12.6		
Kentucky	01/15/2024	*	24:40	4-5	.800	2-3	.667	4-4	1.000	0	3	3	3.1	0	5	3	0	1	14	12.7		
at Texas A&M	01/21/2024	*	27:11	4-7	.571	1-3	.333	1-1	1.000	0	1	1	2.9	0	5	1	0	0	10	12.5		
at LSU	01/25/2024	*	38:37	4-12	.333	2-7	.286	2-2	1.000	0	0	0	2.8	1	6	2	0	0	12	12.5		
Vanderbilt	01/28/2024	*	31:13	4-12	.333	1-7	.143	0-0	.000	0	2	2	2.7	0	4	0	0	0	9	12.3		
at Auburn	02/01/2024	*	25:09	1-6	.167	1-4	.250	2-2	1.000	1	2	3	2.7	1	3	3	0	1	5	11.9		
Ole Miss	02/04/2024	*	25:03	4-11	.364	1-4	.250	2-3	.667	0	3	3	2.8	1	3	0	0	0	11	11.9		
Missouri	02/08/2024	*	22:57	2-4	.500	2-4	.500	0-0	.000	0	2	2	2.7	1	1	0	0	0	6	11.6		
UConn	02/11/2024	*	31:34	8-12	.667	5-7	.714	0-0	.000	0	3	3	2.7	1	2	3	0	1	21	12.0		
at Tennessee	02/15/2024	*	34:24	2-9	.222	0-3	.000	0-0	.000	0	0	0	2.6	2	4	0	1	1	4	11.7		
Georgia	02/18/2024	*	32:42	5-12	.417	5-11	.455	0-0	.000	0	2	2	2.6	0	2	2	0	0	15	11.8		
Alabama	02/22/2024	*	26:32	2-7	.286	1-3	.333	0-0	.000	0	3	3	2.6	1	4	2	1	2	5	11.5		
at Kentucky	02/25/2024	*	21:39	4-5	.800	3-4	.750	0-0	.000	1	1	2	2.6	0	4	2	1	1	11	11.5		
at Arkansas	02/29/2024	*	26:58	3-5	.600	2-4	.500	0-0	.000	0	4	4	2.6	2	5	2	0	0	8	11.4		
Tennessee	03/03/2024	*	34:24	5-12	.417	2-5	.400	2-2	1.000	1	3	4	2.7	0	4	0	0	0	14	11.5		
vs Texas A&M	03/08/2024	*	25:10	2-8	.250	2-4	.500	2-2	1.000	0	4	4	2.7	0	2	2	0	0	8	11.3		
vs Tennessee	03/09/2024	*	27:31	1-8	.125	1-4	.250	0-0	.000	0	2	2	2.7	0	3	2	1	0	3	11.1		
vs LSU	03/10/2024	*	32:29	4-11	.364	2-7	.286	2-2	1.000	0	2	2	2.7	0	5	2	0	2	12	11.1		
Presbyterian	03/22/2024	*	24:09	7-11	.636	4-7	.571	0-0	.000	1	0	1	2.6	2	3	2	0	1	18	11.3		
North Carolina	03/24/2024	*	26:29	3-7	.429	2-4	.500	0-0	.000	0	5	5	2.7	0	6	3	0	1	8	11.2		
vs Indiana	03/29/2024	*	28:05	3-8	.375	2-4	.500	0-0	.000	0	2	2	2.7	0	2	0	1	0	8	11.1		
vs Oregon St.	03/31/2024	*	30:15	2-10	.200	1-7	.143	0-0	.000	1	4	5	2.7	1	1	1	0	0	5	10.9		
vs NC State	04/05/2024	*	24:58	4-7	.571	2-5	.400	0-0	.000	0	0	0	2.7	3	6	4	0	1	10	10.9		
Totals			36	990:56	.458	142-310	.458	84-182	.462	25-29	.862	9	87	96	2.7	23	134	59	7	29	393	10.9

Player Averages

Games Played	Minutes/game	Points/game	FG Pct	3FG Pct	FT Pct	Rebounds/game	Assists/game	Turnovers/game	Assist/Turnover ratio	Steals/game	Blocks/game
36	27.5	10.9	45.8	46.2	86.2	2.7	3.7	1.6	2.3	0.8	0.2

PAOPAO, Te-hina

SEASON	TEAM	GP-GS	MIN/AVG	Field Goals		3-Point		F-Throws		Rebounds				Scoring						
				FG-FGA	FG%	3FG-3FGA	3FG%	FT-FTA	FT%	OFF	DEF	TOT	AVG	PF-FO	A	TO	BLK	STL	PTS	AVG
2020-21	Oregon	19-19	540/28.4	78-180	.433	30-76	.395	8-10	.800	14	47	61	3.2	27-0	84	35	5	27	194	10.2
2021-22	Oregon	23-22	752/32.7	118-305	.387	36-120	.300	40-46	.870	21	71	92	4.0	29-0	76	46	3	25	312	13.6
2022-23	Oregon	35-35	1139/32.5	166-377	.440	81-191	.424	44-50	.880	38	110	148	4.2	36-0	117	64	11	45	457	13.1
2023-24	USC	36-36	991/27.5	142-310	.458	84-182	.462	25-29	.862	9	87	96	2.7	23-0	134	59	7	29	393	10.9
TOTAL FOR USC		36-36	991/27.5	142-310	.458	84-182	.462	25-29	.862	9	87	96	2.7	23-0	134	59	7	29	393	10.9
TOTAL		113-112	3422/30.3	504-1172	.430	231-569	.406	117-135	.867	82	315	397	3.5	115-0	411	204	26	126	1356	12.0



**2023-24 South Carolina Women's Basketball
Individual Game-by-Game
All games**

Page 2/11
as of Apr 06, 2024

#2 WATKINS, Ashlyn

Opponent	Date	GS	MIN	Total		3-Pointers		Free throws		Rebounds				PF	A	TO	BLK	STL	PTS	AVG
				FG-FGA	PCT	3FG-3FGA	PCT	FT-FTA	PCT	OFF	DEF	TOT	AVG							
vs Notre Dame	11/06/2023		17:49	3-4	.750	0-0	.000	1-1	1.000	1	4	5	5.0	3	2	1	4	0	7	7.0
Maryland	11/12/2023		16:39	5-10	.500	0-0	.000	3-5	.600	7	4	11	8.0	4	2	0	5	1	13	10.0
Clemson	11/16/2023		24:46	6-10	.600	0-0	.000	0-0	.000	6	4	10	8.7	0	1	0	4	1	12	10.7
South Dakota St.	11/20/2023		18:25	4-9	.444	0-0	.000	0-2	.000	2	3	5	7.8	2	3	2	3	4	8	10.0
Mississippi Val.	11/24/2023		20:29	7-8	.875	0-0	.000	0-2	.000	2	5	7	7.6	1	1	3	3	1	14	10.8
at North Carolina	11/30/2023		18:13	4-8	.500	0-0	.000	2-2	1.000	1	3	4	7.0	4	0	1	1	0	10	10.7
at Duke	12/03/2023		07:18	1-1	1.000	0-0	.000	0-2	.000	1	3	4	6.6	0	0	2	0	1	2	9.4
Morgan St.	12/06/2023		09:24	4-7	.571	0-0	.000	0-0	.000	1	3	4	6.3	1	1	0	2	3	8	9.3
vs Utah	12/10/2023		17:33	3-4	.750	0-0	.000	2-4	.500	3	3	6	6.2	3	0	1	2	0	8	9.1
Presbyterian	12/16/2023		22:15	4-7	.571	0-0	.000	2-4	.500	5	7	12	6.8	3	1	0	6	2	10	9.2
at Bowling Green	12/19/2023		17:54	4-7	.571	0-0	.000	1-2	.500	3	5	8	6.9	3	0	3	1	0	9	9.2
at East Carolina	12/30/2023		12:20	4-7	.571	0-0	.000	3-6	.500	2	3	5	6.8	5	1	1	2	0	11	9.3
at Florida	01/04/2024		25:32	3-8	.375	0-0	.000	0-0	.000	2	6	8	6.8	2	1	0	6	0	6	9.1
Mississippi St.	01/07/2024		27:22	3-8	.375	0-0	.000	3-5	.600	4	6	10	7.1	4	1	1	3	1	9	9.1
at Missouri	01/11/2024		29:57	5-10	.500	0-0	.000	0-0	.000	2	4	6	7.0	2	1	0	2	1	10	9.1
Kentucky	01/15/2024		18:18	4-6	.667	0-0	.000	2-2	1.000	2	6	8	7.1	0	3	1	2	2	10	9.2
at Texas A&M	01/21/2024		15:15	1-3	.333	0-0	.000	2-2	1.000	0	6	6	7.0	5	2	3	1	0	4	8.9
at LSU	01/25/2024		12:02	1-1	1.000	0-0	.000	0-0	.000	0	1	1	6.7	3	0	1	1	0	2	8.5
Vanderbilt	01/28/2024		23:27	5-6	.833	0-0	.000	1-1	1.000	2	6	8	6.7	2	1	0	3	0	11	8.6
at Auburn	02/01/2024	*	30:56	5-6	.833	0-0	.000	4-5	.800	5	10	15	7.2	1	0	2	5	3	14	8.9
Ole Miss	02/04/2024	*	24:44	4-5	.800	0-0	.000	3-6	.500	4	6	10	7.3	2	1	1	1	1	11	9.0
Missouri	02/08/2024	*	26:38	4-9	.444	0-1	.000	1-3	.333	5	2	7	7.3	2	3	5	3	3	9	9.0
UConn	02/11/2024	*	29:19	7-12	.583	0-0	.000	1-2	.500	3	6	9	7.3	3	3	1	3	2	15	9.3
at Tennessee	02/15/2024		27:11	6-9	.667	0-0	.000	2-6	.333	3	7	10	7.5	2	1	3	1	4	14	9.5
Georgia	02/18/2024		15:17	1-1	1.000	0-0	.000	1-2	.500	1	2	3	7.3	4	1	0	3	2	3	9.2
Alabama	02/22/2024	*	24:42	4-12	.333	0-0	.000	6-8	.750	5	5	10	7.4	1	0	4	3	0	14	9.4
at Kentucky	02/25/2024	*	19:00	6-6	1.000	0-0	.000	1-1	1.000	0	3	3	7.2	2	4	1	0	2	13	9.5
at Arkansas	02/29/2024		21:23	9-12	.750	0-0	.000	3-5	.600	3	8	11	7.4	0	0	0	0	1	21	9.9
Tennessee	03/03/2024		19:08	5-11	.455	0-0	.000	3-6	.500	4	0	4	7.2	3	1	1	0	1	13	10.0
vs Texas A&M	03/08/2024		18:54	5-11	.455	0-0	.000	0-0	.000	3	2	5	7.2	4	1	4	1	0	10	10.0
vs Tennessee	03/09/2024		19:58	2-4	.500	0-0	.000	2-4	.500	4	1	5	7.1	4	0	1	1	2	6	9.9
vs LSU	03/10/2024		18:35	1-6	.167	0-0	.000	1-2	.500	2	4	6	7.1	3	0	2	5	1	3	9.7
Presbyterian	03/22/2024	*	23:10	3-6	.500	0-0	.000	1-2	.500	1	7	8	7.1	1	4	3	4	2	7	9.6
North Carolina	03/24/2024	*	17:04	4-11	.364	0-0	.000	3-4	.750	1	3	4	7.0	2	1	1	2	2	11	9.6
vs Indiana	03/29/2024	*	18:41	2-3	.667	0-0	.000	0-0	.000	2	1	3	6.9	3	0	4	1	2	4	9.5
vs Oregon St.	03/31/2024		28:03	4-9	.444	0-0	.000	0-1	.000	6	8	14	7.1	0	0	2	4	1	8	9.4
vs NC State	04/05/2024		29:12	4-11	.364	0-0	.000	0-0	.000	5	15	20	7.4	1	1	2	2	0	8	9.4
Totals		9	766:52	147-268	.549	0-1	.000	54-97	.557	103	172	275	7.4	85	42	57	90	46	348	9.4

Player Averages

Games Played	Minutes/game	Points/game	FG Pct	3FG Pct	FT Pct	Rebounds/game	Assists/game	Turnovers/game	Assist/Turnover ratio	Steals/game	Blocks/game
37	20.7	9.4	54.9	0.0	55.7	7.4	1.1	1.5	0.7	1.2	2.4

WATKINS, Ashlyn

		Field Goals		3-Point		F-Throws		Rebounds				Scoring								
SEASON	TEAM	GP-GS	MIN/AVG	FG-FGA	FG%	3FG-3FGA	3FG%	FT-FTA	FT%	OFF	DEF	TOT	AVG	PF-FO	A	TO	BLK	STL	PTS	AVG
2022-23	USC	32-0	342/10.7	67-119	.563	1-3	.333	23-49	.469	41	58	99	3.1	31-0	14	28	25	22	158	4.9
2023-24	USC	37-9	767/20.7	147-268	.549	0-1	.000	54-97	.557	103	172	275	7.4	85-2	42	57	90	46	348	9.4
TOTAL		69-9	1109/16.1	214-387	.553	1-4	.250	77-146	.527	144	230	374	5.4	116-2	56	85	115	68	506	7.3



**2023-24 South Carolina Women's Basketball
Individual Game-by-Game
All games**

Page 3/11
as of Apr 06, 2024

#5 JOHNSON, Tessa

Opponent	Date	GS	MIN	Total		3-Pointers		Free throws		Rebounds				PF	A	TO	BLK	STL	PTS	AVG
				FG-FGA	PCT	3FG-3FGA	PCT	FT-FTA	PCT	OFF	DEF	TOT	AVG							
vs Notre Dame	11/06/2023		12:28	0-2	.000	0-1	.000	1-2	.500	0	0	0	0.0	1	2	1	0	1	1	1.0
Maryland	11/12/2023		18:32	4-7	.571	2-4	.500	2-3	.667	0	7	7	3.5	3	4	2	0	3	12	6.5
at North Carolina	11/30/2023		09:24	0-0	.000	0-0	.000	0-0	.000	0	0	0	2.3	0	0	2	0	0	4.3	
at Duke	12/03/2023		04:41	0-2	.000	0-1	.000	0-0	.000	1	0	1	2.0	0	0	0	0	0	3.3	
Morgan St.	12/06/2023	*	26:09	7-9	.778	2-2	1.000	0-0	.000	0	1	1	1.8	0	1	0	0	1	16	5.8
vs Utah	12/10/2023		07:48	1-2	.500	0-1	.000	0-0	.000	0	0	0	1.5	0	0	0	0	1	2	5.2
Presbyterian	12/16/2023		24:42	5-6	.833	3-4	.750	0-0	.000	0	1	1	1.4	0	3	3	0	2	13	6.3
at Bowling Green	12/19/2023		13:12	1-2	.500	0-0	.000	2-2	1.000	1	0	1	1.4	2	0	0	0	0	4	6.0
at East Carolina	12/30/2023		20:53	0-5	.000	0-2	.000	0-0	.000	0	2	2	1.4	1	0	2	0	0	0	5.3
at Florida	01/04/2024		20:23	3-9	.333	0-3	.000	2-2	1.000	0	1	1	1.4	0	1	1	0	0	8	5.6
Mississippi St.	01/07/2024		16:17	2-3	.667	0-1	.000	0-0	.000	0	1	1	1.4	0	2	0	0	1	4	5.5
at Missouri	01/11/2024		16:32	2-8	.250	1-3	.333	1-1	1.000	0	1	1	1.3	0	0	0	0	1	6	5.5
Kentucky	01/15/2024		24:03	4-7	.571	3-4	.750	0-0	.000	0	2	2	1.4	0	0	3	0	2	11	5.9
at Texas A&M	01/21/2024		04:23	0-0	.000	0-0	.000	0-0	.000	0	0	0	1.3	0	1	0	0	0	0	5.5
at LSU	01/25/2024		05:02	0-1	.000	0-0	.000	0-0	.000	0	0	0	1.2	0	0	0	0	0	0	5.1
Vanderbilt	01/28/2024		13:03	2-2	1.000	1-1	1.000	1-2	.500	0	1	1	1.2	0	0	0	0	1	6	5.2
at Auburn	02/01/2024		16:14	2-6	.333	1-4	.250	3-3	1.000	0	2	2	1.2	0	1	1	0	0	8	5.4
Ole Miss	02/04/2024		22:31	1-2	.500	1-2	.500	0-0	.000	1	4	5	1.4	1	2	0	0	0	3	5.2
Missouri	02/08/2024		22:34	2-5	.400	2-5	.400	0-0	.000	2	3	5	1.6	0	5	0	0	2	6	5.3
UConn	02/11/2024		15:34	2-6	.333	2-5	.400	3-4	.750	0	2	2	1.7	1	0	0	0	0	9	5.5
at Tennessee	02/15/2024		10:54	1-5	.200	0-1	.000	1-2	.500	0	0	0	1.6	0	0	0	0	0	3	5.3
Georgia	02/18/2024		05:40	0-1	.000	0-1	.000	0-0	.000	0	0	0	1.5	0	0	1	0	0	0	5.1
Alabama	02/22/2024		22:11	3-4	.750	2-2	1.000	4-4	1.000	0	4	4	1.6	2	1	2	0	3	12	5.4
at Kentucky	02/25/2024		21:14	2-4	.500	1-1	1.000	0-0	.000	0	1	1	1.6	1	3	2	0	1	5	5.4
at Arkansas	02/29/2024		19:35	4-5	.800	4-5	.800	0-0	.000	1	4	5	1.7	2	1	4	0	0	12	5.6
Tennessee	03/03/2024		17:58	2-5	.400	0-1	.000	0-0	.000	0	2	2	1.7	0	2	1	0	1	4	5.6
vs Texas A&M	03/08/2024		27:42	3-5	.600	1-2	.500	6-7	.857	1	1	2	1.7	1	0	2	1	0	13	5.9
vs Tennessee	03/09/2024		19:54	3-8	.375	0-2	.000	2-2	1.000	1	0	1	1.7	3	3	1	0	1	8	5.9
vs LSU	03/10/2024		16:17	0-0	.000	0-0	.000	4-4	1.000	0	0	0	1.7	0	0	0	1	0	4	5.9
Presbyterian	03/22/2024	*	30:21	0-7	.000	0-4	.000	0-0	.000	2	2	4	1.7	0	2	2	0	1	0	5.7
North Carolina	03/24/2024		26:02	3-7	.429	3-5	.600	2-2	1.000	1	2	3	1.8	1	0	0	0	0	11	5.8
vs Indiana	03/29/2024		21:53	3-7	.429	0-1	.000	1-2	.500	0	0	0	1.7	2	1	0	0	0	7	5.9
vs Oregon St.	03/31/2024		20:40	4-11	.364	2-5	.400	5-5	1.000	0	1	1	1.7	0	2	0	1	0	15	6.2
vs NC State	04/05/2024		25:28	3-6	.500	1-2	.500	2-2	1.000	0	1	1	1.7	1	2	1	0	1	9	6.2
Totals		2	600:13	69-159	.434	32-75	.427	42-49	.857	11	46	57	1.7	22	39	31	3	23	212	6.2

Player Averages

Games Played	Minutes/game	Points/game	FG Pct	3FG Pct	FT Pct	Rebounds/game	Assists/game	Turnovers/game	Assist/Turnover ratio	Steals/game	Blocks/game
34	17.7	6.2	43.4	42.7	85.7	1.7	1.1	0.9	1.3	0.7	0.1

JOHNSON, Tessa

				Field Goals		3-Point		F-Throws		Rebounds				Scoring						
SEASON	TEAM	GP-GS	MIN/AVG	FG-FGA	FG%	3FG-3FGA	3FG%	FT-FTA	FT%	OFF	DEF	TOT	AVG	PF-FO	A	TO	BLK	STL	PTS	AVG
2023-24	USC	34-2	600/17.7	69-159	.434	32-75	.427	42-49	.857	11	46	57	1.7	22-0	39	31	3	23	212	6.2
TOTAL		34-2	600/17.7	69-159	.434	32-75	.427	42-49	.857	11	46	57	1.7	22-0	39	31	3	23	212	6.2



**2023-24 South Carolina Women's Basketball
Individual Game-by-Game
All games**

Page 4/11
as of Apr 06, 2024

#10 CARDOSO, Kamilla

Opponent	Date	GS	MIN	Total		3-Pointers		Free throws		Rebounds				PF	A	TO	BLK	STL	PTS	AVG	
				FG-FGA	PCT	3FG-3FGA	PCT	FT-FTA	PCT	OFF	DEF	TOT	AVG								
vs Notre Dame	11/06/2023	*	24:22	9-14	.643	0-0	.000	2-3	.667	6	9	15	15.0	2	1	2	4	0	20	20.0	
Maryland	11/12/2023	*	24:52	5-7	.714	0-0	.000	2-2	1.000	1	6	7	11.0	4	2	1	2	0	12	16.0	
Clemson	11/16/2023	*	22:57	6-9	.667	0-0	.000	3-7	.429	4	9	13	11.7	1	4	2	3	0	15	15.7	
South Dakota St.	11/20/2023	*	32:10	8-12	.667	0-0	.000	7-8	.875	5	5	10	11.3	1	0	0	6	1	23	17.5	
Mississippi Val.	11/24/2023	*	20:34	7-13	.538	0-0	.000	0-3	.000	5	5	10	11.0	1	3	0	5	0	14	16.8	
at North Carolina	11/30/2023	*	32:52	2-5	.400	0-0	.000	2-4	.500	3	13	16	11.8	5	2	2	4	2	6	15.0	
at Duke	12/03/2023	*	34:55	5-10	.500	0-0	.000	5-7	.714	3	11	14	12.1	0	2	3	0	2	15	15.0	
Morgan St.	12/06/2023	*	20:20	4-5	.800	0-0	.000	2-2	1.000	1	6	7	11.5	0	0	2	2	0	10	14.4	
vs Utah	12/10/2023	*	25:25	6-9	.667	0-0	.000	5-5	1.000	0	6	6	10.9	4	1	4	2	0	17	14.7	
Presbyterian	12/16/2023	*	22:30	5-8	.625	0-0	.000	2-3	.667	5	4	9	10.7	1	3	1	7	0	12	14.4	
at Bowling Green	12/19/2023	*	18:51	5-7	.714	0-0	.000	1-1	1.000	0	4	4	10.1	1	5	3	2	1	11	14.1	
at East Carolina	12/30/2023	*	20:48	4-8	.500	0-0	.000	4-4	1.000	3	7	10	10.1	2	5	0	2	0	12	13.9	
at Florida	01/04/2024	*	28:17	5-8	.625	0-0	.000	0-0	.000	3	12	15	10.5	0	1	3	1	1	10	13.6	
Mississippi St.	01/07/2024	*	28:58	5-11	.455	0-0	.000	3-6	.500	7	7	14	10.7	2	6	2	1	0	13	13.6	
at Missouri	01/11/2024	*	21:30	2-5	.400	0-0	.000	3-3	1.000	2	6	8	10.5	3	1	2	1	0	7	13.1	
Kentucky	01/15/2024	*	21:35	6-9	.667	0-0	.000	0-1	.000	4	7	11	10.6	2	3	2	5	0	12	13.1	
at Texas A&M	01/21/2024	*	25:15	7-9	.778	0-0	.000	3-4	.750	3	10	13	10.7	1	1	1	2	0	17	13.3	
at LSU	01/25/2024	*	32:10	5-11	.455	0-0	.000	1-1	1.000	2	6	8	10.6	1	2	2	2	2	11	13.2	
Vanderbilt	01/28/2024	*	23:46	9-14	.643	0-0	.000	5-7	.714	4	2	6	10.3	1	0	3	2	0	23	13.7	
at Auburn	02/01/2024	*	26:12	5-11	.455	0-0	.000	3-6	.500	4	2	6	10.1	2	0	2	3	0	13	13.7	
Ole Miss	02/04/2024	*	20:16	6-10	.600	0-0	.000	5-8	.625	0	4	4	9.8	3	3	1	4	2	17	13.8	
at Tennessee	02/15/2024	*	28:45	8-15	.533	0-0	.000	2-4	.500	6	4	10	9.8	2	3	2	3	1	18	14.0	
Georgia	02/18/2024	*	25:51	5-10	.500	0-0	.000	6-11	.545	8	8	16	10.1	2	5	1	3	3	16	14.1	
at Arkansas	02/29/2024	*	15:51	5-8	.625	0-0	.000	1-2	.500	1	2	3	9.8	0	1	0	1	0	11	14.0	
Tennessee	03/03/2024	*	24:03	6-13	.462	0-0	.000	6-7	.857	9	5	14	10.0	5	2	1	0	1	18	14.1	
vs Texas A&M	03/08/2024	*	24:25	6-7	.857	0-0	.000	5-6	.833	5	1	6	9.8	3	3	1	1	0	17	14.2	
vs Tennessee	03/09/2024	*	29:24	6-10	.600	1-1	1.000	0-1	.000	2	3	5	9.6	3	1	2	3	0	13	14.2	
vs LSU	03/10/2024	*	22:27	4-9	.444	0-0	.000	0-0	.000	3	3	6	9.5	4	0	3	3	0	8	14.0	
North Carolina	03/24/2024	*	24:32	4-7	.571	0-0	.000	4-4	1.000	5	5	10	9.5	1	1	0	0	2	12	13.9	
vs Indiana	03/29/2024	*	31:45	10-12	.833	0-0	.000	2-4	.500	4	3	7	9.4	1	4	0	3	0	22	14.2	
vs Oregon St.	03/31/2024	*	24:48	6-13	.462	0-0	.000	0-1	.000	4	5	9	9.4	3	0	0	0	2	12	14.1	
vs NC State	04/05/2024	*	22:41	10-12	.833	0-0	.000	2-2	1.000	3	8	11	9.5	2	0	1	2	0	22	14.3	
Totals			31	803:08	186-311	.598	1-1	1.000	86-127	.677	115	188	303	9.5	63	65	49	79	20	459	14.3

Player Averages

Games Played	Minutes/game	Points/game	FG Pct	3FG Pct	FT Pct	Rebounds/game	Assists/game	Turnovers/game	Assist/Turnover ratio	Steals/game	Blocks/game
32	25.1	14.3	59.8	100.0	67.7	9.5	2.0	1.5	1.3	0.6	2.5

CARDOSO, Kamilla

SEASON	TEAM	GP-GS	MIN/AVG	Field Goals		3-Point		F-Throws		Rebounds				Scoring						
				FG-FGA	FG%	3FG-3FGA	3FG%	FT-FTA	FT%	OFF	DEF	TOT	AVG	PF-FO	A	TO	BLK	STL	PTS	AVG
2020-21	SU	24-23	565/23.5	132-229	.576	0-1	.000	62-103	.602	82	111	193	8.0	65-0	16	42	65	15	326	13.6
2021-22	USC	32-0	424/13.3	68-123	.553	0-0	.000	38-53	.717	61	103	164	5.1	49-0	31	39	46	11	174	5.4
2022-23	USC	36-0	678/18.8	138-247	.559	0-0	.000	77-111	.694	134	173	307	8.5	69-1	33	39	70	14	353	9.8
2023-24	USC	32-31	803/25.1	186-311	.598	1-1	1.000	86-127	.677	115	188	303	9.5	63-2	65	49	79	20	459	14.3
TOTAL FOR USC		100-31	1905/19.1	392-681	.576	1-1	1.000	201-291	.691	310	464	774	7.7	181-3	129	127	195	45	986	9.9
TOTAL		124-54	2470/19.9	524-910	.576	1-2	.500	263-394	.668	392	575	967	7.8	246-3	145	169	260	60	1312	10.6



**2023-24 South Carolina Women's Basketball
Individual Game-by-Game
All games**

Page 5/11
as of Apr 06, 2024

#12 FULWILEY, MiLaysia

Opponent	Date	GS	MIN	Total		3-Pointers		Free throws		Rebounds				PF	A	TO	BLK	STL	PTS	AVG
				FG-FGA	PCT	3FG-3FGA	PCT	FT-FTA	PCT	OFF	DEF	TOT	AVG							
vs Notre Dame	11/06/2023		25:57	8-14	.571	1-4	.250	0-2	.000	0	1	1	1.0	2	6	1	1	6	17	17.0
Maryland	11/12/2023		14:46	4-8	.500	2-4	.500	2-2	1.000	0	1	1	1.0	2	2	1	2	2	12	14.5
Clemson	11/16/2023		16:11	7-13	.538	4-7	.571	0-0	.000	3	6	9	3.7	5	3	3	0	1	18	15.7
South Dakota St.	11/20/2023	*	34:16	5-16	.313	0-4	.000	1-1	1.000	2	3	5	4.0	2	3	2	2	0	11	14.5
Mississippi Val.	11/24/2023		26:14	6-12	.500	0-5	.000	5-7	.714	0	4	4	4.0	3	5	4	2	1	17	15.0
at North Carolina	11/30/2023		03:23	0-1	.000	0-0	.000	0-0	.000	0	0	0	3.3	1	0	0	1	0	0	12.5
at Duke	12/03/2023		16:39	3-5	.600	1-2	.500	2-2	1.000	0	0	0	2.9	2	1	2	2	1	9	12.0
Morgan St.	12/06/2023		21:03	4-8	.500	0-3	.000	6-8	.750	0	1	1	2.6	3	6	3	1	1	14	12.3
vs Utah	12/10/2023		10:09	4-5	.800	3-3	1.000	0-0	.000	0	2	2	2.6	2	1	4	1	0	11	12.1
Presbyterian	12/16/2023	*	20:45	8-16	.500	2-7	.286	0-0	.000	1	6	7	3.0	0	4	0	3	4	18	12.7
at Bowling Green	12/19/2023		19:22	2-8	.250	0-2	.000	2-2	1.000	1	2	3	3.0	2	1	2	0	2	6	12.1
at East Carolina	12/30/2023		24:22	4-10	.400	1-3	.333	3-6	.500	2	7	9	3.5	3	3	2	0	2	12	12.1
at Florida	01/04/2024		17:32	5-10	.500	0-2	.000	0-0	.000	0	2	2	3.4	4	0	4	2	0	10	11.9
Mississippi St.	01/07/2024		14:21	2-5	.400	0-1	.000	5-5	1.000	0	1	1	3.2	3	0	1	1	1	9	11.7
at Missouri	01/11/2024		10:14	0-5	.000	0-3	.000	0-0	.000	0	2	2	3.1	0	1	1	0	0	0	10.9
Kentucky	01/15/2024		22:35	5-8	.625	3-4	.750	1-1	1.000	1	2	3	3.1	2	1	2	0	3	14	11.1
at Texas A&M	01/21/2024		19:44	8-12	.667	3-5	.600	2-3	.667	0	1	1	3.0	1	3	2	0	1	21	11.7
at LSU	01/25/2024		10:08	3-6	.500	2-5	.400	0-0	.000	1	3	4	3.1	1	0	2	0	1	8	11.5
Vanderbilt	01/28/2024		20:15	3-11	.273	2-9	.222	2-2	1.000	1	1	2	3.0	4	3	1	1	1	10	11.4
at Auburn	02/01/2024		25:04	6-13	.462	0-1	.000	3-3	1.000	0	2	2	3.0	3	0	3	1	2	15	11.6
Ole Miss	02/04/2024		20:55	5-12	.417	0-1	.000	4-6	.667	1	0	1	2.9	3	1	2	1	2	14	11.7
Missouri	02/08/2024		23:51	8-18	.444	2-6	.333	1-2	.500	0	1	1	2.8	2	4	0	0	6	19	12.0
UConn	02/11/2024		21:25	2-10	.200	0-2	.000	2-2	1.000	1	3	4	2.8	3	3	1	0	2	6	11.8
at Tennessee	02/15/2024		11:03	2-6	.333	1-1	1.000	0-0	.000	0	2	2	2.8	2	0	0	0	1	5	11.5
Georgia	02/18/2024		15:56	1-5	.200	0-2	.000	2-2	1.000	1	2	3	2.8	2	5	2	0	3	4	11.2
Alabama	02/22/2024		22:16	3-9	.333	1-3	.333	2-3	.667	0	3	3	2.8	4	2	3	1	0	9	11.1
at Kentucky	02/25/2024		24:49	2-4	.500	1-3	.333	12-12	1.000	0	3	3	2.8	2	3	1	0	3	17	11.3
at Arkansas	02/29/2024		18:32	7-13	.538	1-6	.167	2-4	.500	1	3	4	2.9	2	2	2	0	4	17	11.5
Tennessee	03/03/2024	*	20:21	4-12	.333	1-4	.250	4-7	.571	2	3	5	2.9	2	3	2	0	3	13	11.6
vs Texas A&M	03/08/2024		16:45	1-6	.167	0-0	.000	4-4	1.000	0	3	3	2.9	2	4	1	0	0	6	11.4
vs Tennessee	03/09/2024		12:57	5-11	.455	0-1	.000	3-4	.750	2	2	4	3.0	1	0	0	0	1	13	11.5
vs LSU	03/10/2024		16:41	8-12	.667	4-5	.800	4-4	1.000	0	0	0	2.9	2	2	2	0	2	24	11.8
Presbyterian	03/22/2024		21:07	6-11	.545	5-10	.500	0-0	.000	1	0	1	2.8	2	3	0	1	0	17	12.0
North Carolina	03/24/2024		22:15	8-15	.533	4-7	.571	0-1	.000	2	7	9	3.0	3	1	1	3	3	20	12.2
vs Indiana	03/29/2024		13:08	1-7	.143	1-3	.333	4-4	1.000	0	1	1	2.9	0	1	2	0	0	7	12.1
vs Oregon St.	03/31/2024		10:48	3-9	.333	0-3	.000	1-2	.500	1	2	3	2.9	1	0	0	1	0	7	11.9
vs NC State	04/05/2024		16:43	3-9	.333	1-3	.333	0-0	.000	0	1	1	2.9	2	1	3	0	4	7	11.8
Totals		3	682:34	156-355	.439	46-134	.343	79-101	.782	24	83	107	2.9	80	78	62	27	63	437	11.8

Player Averages

Games Played	Minutes/game	Points/game	FG Pct	3FG Pct	FT Pct	Rebounds/game	Assists/game	Turnovers/game	Assist/Turnover ratio	Steals/game	Blocks/game
37	18.4	11.8	43.9	34.3	78.2	2.9	2.1	1.7	1.3	1.7	0.7

FULWILEY, Milaysia

		Field Goals		3-Point		F-Throws		Rebounds				Scoring								
SEASON	TEAM	GP-GS	MIN/AVG	FG-FGA	FG%	3FG-3FGA	3FG%	FT-FTA	FT%	OFF	DEF	TOT	AVG	PF-FO	A	TO	BLK	STL	PTS	AVG
2023-24	USC	37-3	683/18.4	156-355	.439	46-134	.343	79-101	.782	24	83	107	2.9	80-1	78	62	27	63	437	11.8
TOTAL		37-3	683/18.4	156-355	.439	46-134	.343	79-101	.782	24	83	107	2.9	80-1	78	62	27	63	437	11.8



**2023-24 South Carolina Women's Basketball
Individual Game-by-Game
All games**

Page 6/11
as of Apr 06, 2024

#20 FEAGIN, Sania

Opponent	Date	GS	MIN	Total		3-Pointers		Free throws		Rebounds				PF	A	TO	BLK	STL	PTS	AVG
				FG-FGA	PCT	3FG-3FGA	PCT	FT-FTA	PCT	OFF	DEF	TOT	AVG							
vs Notre Dame	11/06/2023		13:56	6-9	.667	0-0	.000	0-0	.000	3	1	4	4.0	2	0	2	0	0	12	12.0
Myland	11/12/2023		13:36	4-7	.571	0-0	.000	0-0	.000	3	3	6	5.0	3	1	0	0	0	8	10.0
Clemson	11/16/2023		20:42	2-6	.333	0-2	.000	2-4	.500	2	4	6	5.3	1	1	1	0	1	6	8.7
South Dakota St.	11/20/2023		15:29	3-8	.375	0-0	.000	0-0	.000	2	4	6	5.5	0	1	0	1	1	6	8.0
Mississippi Val.	11/24/2023		21:04	5-8	.625	0-0	.000	2-2	1.000	2	3	5	5.4	2	4	3	2	0	12	8.8
at North Carolina	11/30/2023		02:38	0-2	.000	0-0	.000	0-0	.000	0	0	0	4.5	0	0	0	0	0	0	7.3
at Duke	12/03/2023		04:08	0-0	.000	0-0	.000	1-2	.500	0	1	1	4.0	0	0	1	0	0	1	6.4
Morgan St.	12/06/2023		15:36	5-6	.833	0-0	.000	0-0	.000	1	5	6	4.3	0	1	1	1	1	10	6.9
vs Utah	12/10/2023		09:16	1-2	.500	0-0	.000	1-2	.500	1	2	3	4.1	3	1	2	0	1	3	6.4
Presbyterian	12/16/2023		15:04	1-2	.500	0-0	.000	0-0	.000	0	2	2	3.9	1	1	1	0	0	2	6.0
at Bowling Green	12/19/2023		12:07	2-5	.400	0-0	.000	1-1	1.000	2	3	5	4.0	3	2	2	0	1	5	5.9
at East Carolina	12/30/2023		16:57	4-7	.571	0-0	.000	1-4	.250	2	2	4	4.0	2	0	2	2	0	9	6.2
at Florida	01/04/2024		08:11	0-1	.000	0-0	.000	0-0	.000	0	2	2	3.8	1	1	3	0	1	0	5.7
Mississippi St.	01/07/2024		02:43	0-1	.000	0-0	.000	0-0	.000	0	1	1	3.6	0	0	1	0	0	0	5.3
at Missouri	01/11/2024		18:30	4-5	.800	0-0	.000	2-2	1.000	2	2	4	3.7	1	4	0	0	1	10	5.6
Kentucky	01/15/2024		15:59	4-6	.667	0-0	.000	0-2	.000	0	2	2	3.6	2	1	0	0	1	8	5.8
at Texas A&M	01/21/2024		20:53	5-6	.833	1-1	1.000	4-4	1.000	1	3	4	3.6	4	0	3	2	0	15	6.3
at LSU	01/25/2024		14:11	3-3	1.000	0-0	.000	0-2	.000	2	2	4	3.6	2	1	1	0	0	6	6.3
Vanderbilt	01/28/2024		14:53	3-5	.600	0-0	.000	3-4	.750	1	0	1	3.5	3	1	1	0	0	9	6.4
at Auburn	02/01/2024		13:01	2-3	.667	0-0	.000	0-0	.000	0	1	1	3.4	4	0	0	0	0	4	6.3
Ole Miss	02/04/2024		10:31	3-3	1.000	0-0	.000	4-4	1.000	0	1	1	3.2	2	1	1	0	0	10	6.5
Missouri	02/08/2024		17:43	3-5	.600	0-0	.000	5-6	.833	2	3	5	3.3	2	2	0	1	0	11	6.7
UConn	02/11/2024		14:05	2-2	1.000	0-0	.000	0-0	.000	1	2	3	3.3	2	0	3	0	1	4	6.6
at Tennessee	02/15/2024		07:49	3-3	1.000	0-0	.000	1-2	.500	1	0	1	3.2	3	0	0	0	0	7	6.6
Georgia	02/18/2024		08:37	1-1	1.000	0-0	.000	0-0	.000	0	0	0	3.1	1	0	1	0	0	2	6.4
Alabama	02/22/2024		17:10	4-10	.400	0-0	.000	2-3	.667	2	5	7	3.2	1	0	1	1	0	10	6.5
at Kentucky	02/25/2024		24:38	6-12	.500	0-0	.000	4-4	1.000	1	5	6	3.3	2	4	2	5	1	16	6.9
at Arkansas	02/29/2024	*	22:24	3-4	.750	0-0	.000	1-2	.500	4	5	9	3.5	1	3	1	0	0	7	6.9
Tennessee	03/03/2024	*	18:29	0-3	.000	0-0	.000	1-2	.500	1	2	3	3.5	3	1	0	2	0	1	6.7
vs Texas A&M	03/08/2024		17:34	3-5	.600	0-0	.000	0-0	.000	1	2	3	3.5	2	1	3	0	0	6	6.7
vs Tennessee	03/09/2024		11:09	3-4	.750	0-0	.000	0-0	.000	0	1	1	3.4	2	0	0	0	0	6	6.6
vs LSU	03/10/2024		22:16	1-4	.250	0-1	.000	2-4	.500	2	2	4	3.4	3	1	0	2	2	4	6.6
Presbyterian	03/22/2024	*	32:21	5-10	.500	0-1	.000	2-2	1.000	3	7	10	3.6	2	2	1	1	1	12	6.7
North Carolina	03/24/2024		22:04	4-12	.333	0-2	.000	0-0	.000	2	4	6	3.7	1	1	0	0	1	8	6.8
vs Indiana	03/29/2024		12:49	1-4	.250	0-0	.000	2-3	.667	0	6	6	3.8	2	0	2	2	0	4	6.7
vs Oregon St.	03/31/2024		12:23	3-5	.600	0-0	.000	2-2	1.000	3	1	4	3.8	4	1	1	0	0	8	6.7
vs NC State	04/05/2024		16:31	3-7	.429	0-0	.000	0-0	.000	1	2	3	3.8	2	0	1	1	1	6	6.7
Totals		3	557:27	102-186	.548	1-7	.143	43-63	.683	48	91	139	3.8	69	37	41	23	15	248	6.7

Player Averages

Games Played	Minutes/game	Points/game	FG Pct	3FG Pct	FT Pct	Rebounds/game	Assists/game	Turnovers/game	Assist/Turnover ratio	Steals/game	Blocks/game
37	15.1	6.7	54.8	14.3	68.3	3.8	1.0	1.1	0.9	0.4	0.6

FEAGIN, Sania

		Field Goals		3-Point		F-Throws		Rebounds				Scoring								
SEASON	TEAM	GP-GS	MIN/AVG	FG-FGA	FG%	3FG-3FGA	3FG%	FT-FTA	FT%	OFF	DEF	TOT	AVG	PF-FO	A	TO	BLK	STL	PTS	AVG
2021-22	USC	31-0	132/4.3	21-34	.618	0-0	.000	16-28	.571	14	31	45	1.5	19-0	6	18	12	5	58	1.9
2022-23	USC	27-0	213/7.9	54-90	.600	1-1	1.000	22-30	.733	29	36	65	2.4	31-0	7	22	19	4	131	4.9
2023-24	USC	37-3	557/15.1	102-186	.548	1-7	.143	43-63	.683	48	91	139	3.8	69-0	37	41	23	15	248	6.7
TOTAL		95-3	902/9.5	177-310	.571	2-8	.250	81-121	.669	91	158	249	2.6	119-0	50	81	54	24	437	4.6



**2023-24 South Carolina Women's Basketball
Individual Game-by-Game
All games**

Page 7/11
as of Apr 06, 2024

#21 KITTS, Chloe

Opponent	Date	GS	MIN	Total		3-Pointers		Free throws		Rebounds				PF	A	TO	BLK	STL	PTS	AVG
				FG-FGA	PCT	3FG-3FGA	PCT	FT-FTA	PCT	OFF	DEF	TOT	AVG							
vs Notre Dame	11/06/2023	*	12:55	2-3	.667	0-0	.000	3-3	1.000	0	1	1	1.0	1	2	1	2	0	7	7.0
Maryland	11/12/2023	*	20:38	5-11	.455	0-0	.000	3-6	.500	3	7	10	5.5	0	1	0	1	1	13	10.0
Clemson	11/16/2023	*	10:28	5-6	.833	0-0	.000	2-3	.667	1	1	2	4.3	0	1	0	0	1	12	10.7
South Dakota St.	11/20/2023	*	19:05	2-7	.286	0-1	.000	1-4	.250	3	6	9	5.5	2	0	1	1	0	5	9.3
Mississippi Val.	11/24/2023	*	18:50	4-7	.571	0-0	.000	3-4	.750	1	4	5	5.4	1	1	0	2	0	11	9.6
at North Carolina	11/30/2023	*	19:49	3-10	.300	0-0	.000	5-6	.833	1	2	3	5.0	2	0	2	0	0	11	9.8
at Duke	12/03/2023	*	31:16	6-12	.500	0-0	.000	2-2	1.000	1	8	9	5.6	2	3	2	1	0	14	10.4
Morgan St.	12/06/2023	*	19:21	2-4	.500	0-0	.000	3-4	.750	3	11	14	6.6	0	4	4	0	1	7	10.0
vs Utah	12/10/2023	*	24:38	4-7	.571	0-0	.000	3-6	.500	2	5	7	6.7	2	4	2	0	0	11	10.1
Presbyterian	12/16/2023	*	20:13	4-7	.571	0-0	.000	3-6	.500	4	6	10	7.0	0	2	2	0	0	11	10.2
at Bowling Green	12/19/2023	*	22:06	10-12	.833	0-0	.000	1-1	1.000	1	5	6	6.9	1	1	0	1	1	21	11.2
at East Carolina	12/30/2023	*	19:17	1-5	.200	0-0	.000	5-6	.833	4	6	10	7.2	0	3	2	1	0	7	10.8
at Florida	01/04/2024	*	14:28	1-5	.200	0-0	.000	3-4	.750	2	5	7	7.2	2	1	0	0	0	5	10.4
Mississippi St.	01/07/2024	*	16:15	5-10	.500	0-0	.000	2-2	1.000	3	1	4	6.9	2	0	2	0	1	12	10.5
at Missouri	01/11/2024	*	10:03	1-2	.500	0-0	.000	0-0	.000	0	2	2	6.6	3	0	2	0	0	2	9.9
Kentucky	01/15/2024	*	14:08	4-5	.800	0-0	.000	1-2	.500	1	3	4	6.4	0	0	1	1	2	9	9.9
at Texas A&M	01/21/2024	*	20:51	6-8	.750	0-0	.000	1-1	1.000	1	9	10	6.6	3	5	2	1	1	13	10.1
at LSU	01/25/2024	*	21:37	6-9	.667	1-1	1.000	1-4	.250	2	1	3	6.4	2	1	1	0	0	14	10.3
Vanderbilt	01/28/2024	*	17:54	1-5	.200	0-0	.000	0-0	.000	1	3	4	6.3	2	1	1	1	0	2	9.8
Ole Miss	02/04/2024	*	14:53	1-3	.333	0-0	.000	0-0	.000	1	1	2	6.1	1	0	3	0	1	2	9.5
Missouri	02/08/2024	*	23:13	6-10	.600	0-0	.000	0-0	.000	3	5	8	6.2	0	2	2	5	0	12	9.6
UConn	02/11/2024	*	29:22	7-11	.636	0-0	.000	0-0	.000	2	2	4	6.1	5	1	3	1	0	14	9.8
at Tennessee	02/15/2024	*	16:15	3-6	.500	0-0	.000	0-0	.000	2	2	4	6.0	2	2	4	0	1	6	9.6
Georgia	02/18/2024	*	26:43	5-10	.500	0-0	.000	2-2	1.000	1	6	7	6.0	1	2	3	0	1	12	9.7
Alabama	02/22/2024	*	20:45	3-8	.375	0-0	.000	3-4	.750	3	4	7	6.1	2	2	0	1	2	9	9.7
at Kentucky	02/25/2024	*	25:10	5-10	.500	0-0	.000	0-2	.000	0	12	12	6.3	1	5	1	2	0	10	9.7
at Arkansas	02/29/2024	*	17:18	4-6	.667	0-0	.000	2-2	1.000	2	3	5	6.3	2	2	1	0	1	10	9.7
Tennessee	03/03/2024	*	13:06	0-3	.000	0-0	.000	0-0	.000	0	2	2	6.1	3	0	1	0	0	0	9.4
vs Texas A&M	03/08/2024	*	17:53	4-8	.500	0-0	.000	0-1	.000	2	4	6	6.1	3	1	2	0	0	8	9.3
vs Tennessee	03/09/2024	*	17:14	4-6	.667	0-0	.000	0-0	.000	2	4	6	6.1	1	0	0	0	1	8	9.3
vs LSU	03/10/2024	*	13:47	2-3	.667	0-0	.000	2-2	1.000	1	3	4	6.0	2	0	2	0	0	6	9.2
Presbyterian	03/22/2024	*	25:32	9-9	1.000	0-0	.000	3-4	.750	4	9	13	6.3	0	0	0	1	1	21	9.5
North Carolina	03/24/2024	*	18:00	4-5	.800	0-0	.000	4-4	1.000	0	1	1	6.1	4	1	2	1	0	12	9.6
vs Oregon	03/29/2024	*	12:34	2-3	.667	0-0	.000	1-1	1.000	1	4	5	6.1	1	0	2	0	0	5	9.5
vs Oregon St.	03/31/2024	*	14:37	0-5	.000	0-0	.000	2-2	1.000	0	0	0	5.9	1	0	1	0	0	2	9.3
vs NC State	04/05/2024	*	11:36	0-1	.000	0-0	.000	0-0	.000	0	4	4	5.8	0	0	1	0	0	0	9.0
Totals		30	671:50	131-242	.541	1-2	.500	61-88	.693	58	152	210	5.8	54	48	53	23	16	324	9.0

Player Averages

Games Played	Minutes/game	Points/game	FG Pct	3FG Pct	FT Pct	Rebounds/game	Assists/game	Turnovers/game	Assist/Turnover ratio	Steals/game	Blocks/game
36	18.7	9.0	54.1	50.0	69.3	5.8	1.3	1.5	0.9	0.4	0.6

KITTS, Chloe

SEASON	TEAM	GP-GS		Field Goals		3-Point		F-Throws		Rebounds				Scoring						
		MIN	AVG	FG-FGA	FG%	3FG-3FGA	3FG%	FT-FTA	FT%	OFF	DEF	TOT	AVG	PF-FO	A	TO	BLK	STL	PTS	AVG
2022-23	USC	18-0	124/6.9	12-32	.375	1-4	.250	4-8	.500	9	20	29	1.6	11-0	12	8	1	4	29	1.6
2023-24	USC	36-30	672/18.7	131-242	.541	1-2	.500	61-88	.693	58	152	210	5.8	54-1	48	53	23	16	324	9.0
TOTAL		54-30	796/14.7	143-274	.522	2-6	.333	65-96	.677	67	172	239	4.4	65-1	60	61	24	20	353	6.5



**2023-24 South Carolina Women's Basketball
Individual Game-by-Game
All games**

Page 8/11
as of Apr 06, 2024

#23 HALL, Bree

Opponent	Date	GS	MIN	Total		3-Pointers		Free throws		Rebounds				PF	A	TO	BLK	STL	PTS	AVG	
				FG-FGA	PCT	3FG-3FGA	PCT	FT-FTA	PCT	OFF	DEF	TOT	AVG								
vs Notre Dame	11/06/2023	*	26:25	2-8	.250	1-4	.250	2-2	1.000	1	2	3	3.0	0	1	0	0	0	7	7.0	
Maryland	11/12/2023	*	23:53	5-9	.556	2-4	.500	0-0	.000	1	0	1	2.0	2	2	2	1	0	12	9.5	
Clemson	11/16/2023	*	23:34	3-10	.300	1-5	.200	1-2	.500	0	5	5	3.0	1	1	2	1	1	8	9.0	
South Dakota St.	11/20/2023	*	25:52	2-9	.222	0-3	.000	1-2	.500	2	5	7	4.0	0	2	0	1	1	5	8.0	
Mississippi Val.	11/24/2023	*	22:02	2-9	.222	1-6	.167	0-0	.000	2	0	2	3.6	0	3	2	0	1	5	7.4	
at North Carolina	11/30/2023	*	33:04	5-6	.833	3-4	.750	2-2	1.000	0	1	1	3.2	3	0	1	1	0	15	8.7	
at Duke	12/03/2023	*	35:20	4-7	.571	3-4	.750	2-2	1.000	0	3	3	3.1	0	1	3	0	1	13	9.3	
Morgan St.	12/06/2023	*	15:20	3-5	.600	3-4	.750	0-0	.000	0	1	1	2.9	0	3	1	0	1	9	9.3	
vs Utah	12/10/2023	*	34:23	3-8	.375	0-3	.000	1-1	1.000	0	4	4	3.0	0	0	1	2	0	7	9.0	
Presbyterian	12/16/2023	*	23:02	3-7	.429	2-5	.400	2-2	1.000	0	3	3	3.0	1	0	0	0	1	10	9.1	
at Bowling Green	12/19/2023	*	28:19	7-9	.778	4-6	.667	0-2	.000	0	2	2	2.9	2	2	1	0	1	18	9.9	
at East Carolina	12/30/2023	*	21:06	2-3	.667	1-1	1.000	0-2	.000	1	1	2	2.8	2	0	0	0	1	5	9.5	
at Florida	01/04/2024	*	25:19	5-7	.714	2-3	.667	3-4	.750	1	3	4	2.9	1	0	0	0	0	15	9.9	
Mississippi St.	01/07/2024	*	28:50	6-9	.667	3-4	.750	0-0	.000	0	3	3	2.9	0	1	0	0	1	15	10.3	
at Missouri	01/11/2024	*	33:25	8-10	.800	4-4	1.000	1-2	.500	0	4	4	3.0	2	0	4	2	0	21	11.0	
Kentucky	01/15/2024	*	22:11	3-9	.333	1-4	.250	0-0	.000	1	3	4	3.1	0	2	0	0	0	7	10.8	
at Texas A&M	01/21/2024	*	28:13	3-6	.500	2-4	.500	0-0	.000	0	6	6	3.2	0	3	0	1	1	8	10.6	
at LSU	01/25/2024	*	30:26	4-10	.400	2-4	.500	0-0	.000	0	5	5	3.3	0	1	0	1	3	10	10.6	
Vanderbilt	01/28/2024	*	29:17	4-6	.667	1-3	.333	2-2	1.000	3	1	4	3.4	1	3	0	0	0	11	10.6	
at Auburn	02/01/2024	*	24:13	0-6	.000	0-2	.000	0-0	.000	1	1	2	3.3	2	1	1	0	0	0	10.1	
Ole Miss	02/04/2024	*	26:29	3-7	.429	0-2	.000	4-5	.800	3	4	7	3.5	2	1	2	1	1	10	10.0	
Missouri	02/08/2024	*	26:46	5-10	.500	0-0	.000	0-0	.000	4	3	7	3.6	2	0	0	0	0	10	10.0	
UConn	02/11/2024	*	21:32	1-8	.125	0-4	.000	2-2	1.000	0	0	0	3.5	0	1	0	1	0	4	9.8	
at Tennessee	02/15/2024	*	28:21	2-11	.182	1-3	.333	2-2	1.000	1	2	3	3.5	2	2	2	0	0	7	9.7	
Georgia	02/18/2024	*	28:22	3-9	.333	3-8	.375	0-0	.000	1	0	1	3.4	3	2	4	0	0	9	9.6	
Alabama	02/22/2024	*	31:23	6-9	.667	1-3	.333	0-0	.000	0	1	1	3.3	1	0	1	1	0	13	9.8	
at Kentucky	02/25/2024	*	27:29	8-10	.800	2-3	.667	0-0	.000	0	1	1	3.2	4	1	2	0	1	18	10.1	
at Arkansas	02/29/2024	*	24:40	2-5	.400	0-2	.000	0-0	.000	0	1	1	3.1	0	2	1	0	0	4	9.9	
Tennessee	03/03/2024	*	28:42	5-16	.313	1-4	.250	2-2	1.000	4	2	6	3.2	1	0	0	3	1	13	10.0	
vs Texas A&M	03/08/2024	*	21:32	2-3	.667	1-2	.500	0-2	.000	0	1	1	3.1	1	3	3	0	1	5	9.8	
vs Tennessee	03/09/2024	*	26:35	2-9	.222	1-4	.250	1-2	.500	1	3	4	3.2	1	2	1	1	0	6	9.7	
vs LSU	03/10/2024	*	22:51	4-8	.500	0-3	.000	1-1	1.000	0	3	3	3.2	1	2	1	0	0	9	9.7	
North Carolina	03/24/2024	*	16:28	1-3	.333	0-2	.000	2-4	.500	0	2	2	3.1	1	4	2	1	1	4	9.5	
vs Indiana	03/29/2024	*	28:36	3-9	.333	2-5	.400	0-0	.000	0	0	0	3.0	2	3	1	0	0	8	9.4	
vs Oregon St.	03/31/2024	*	29:53	3-10	.300	0-2	.000	4-5	.800	2	1	3	3.0	2	2	0	0	2	10	9.5	
vs NC State	04/05/2024	*	26:16	1-5	.200	1-4	.250	0-0	.000	1	1	2	3.0	3	3	2	1	0	3	9.3	
Totals			36	950:09	125-285	.439	49-128	.383	35-50	.700	30	78	108	3.0	43	54	40	19	20	334	9.3

Player Averages

Games Played	Minutes/game	Points/game	FG Pct	3FG Pct	FT Pct	Rebounds/game	Assists/game	Turnovers/game	Assist/Turnover ratio	Steals/game	Blocks/game
36	26.4	9.3	43.9	38.3	70.0	3.0	1.5	1.1	1.4	0.6	0.5

HALL, Bree

SEASON	TEAM	GP-GS	MIN/AVG	Field Goals		3-Point		F-Throws		Rebounds				Scoring						
				FG-FGA	FG%	3FG-3FGA	3FG%	FT-FTA	FT%	OFF	DEF	TOT	AVG	PF-FO	A	TO	BLK	STL	PTS	AVG
2021-22	USC	36-0	334/9.3	32-102	.314	14-46	.304	19-30	.633	12	41	53	1.5	43-0	1	23	1	5	97	2.7
2022-23	USC	35-0	487/13.9	66-163	.405	23-64	.359	19-31	.613	23	42	65	1.9	37-0	10	16	11	11	174	5.0
2023-24	USC	36-36	950/26.4	125-285	.439	49-128	.383	35-50	.700	30	78	108	3.0	43-0	54	40	19	20	334	9.3
TOTAL		107-36	1771/16.6	223-550	.405	86-238	.361	73-111	.658	65	161	226	2.1	123-0	65	79	31	36	605	5.7



**2023-24 South Carolina Women's Basketball
Individual Game-by-Game
All games**

Page 10/11
as of Apr 06, 2024

#25 JOHNSON, Raven

Opponent	Date	GS	MIN	Total		3-Pointers		Free throws		Rebounds				PF	A	TO	BLK	STL	PTS	AVG	
				FG-FGA	PCT	3FG-3FGA	PCT	FT-FTA	PCT	OFF	DEF	TOT	AVG								
vs Notre Dame	11/06/2023	*	22:02	5-10	.500	1-3	.333	0-0	.000	0	2	2	2.0	3	7	2	0	1	11	11.0	
Maryland	11/12/2023	*	29:08	3-8	.375	2-3	.667	0-0	.000	0	3	3	2.5	1	8	1	0	1	8	9.5	
Clemson	11/16/2023	*	32:26	3-8	.375	0-3	.000	0-0	.000	2	6	8	4.3	2	17	2	0	5	6	8.3	
South Dakota St.	11/20/2023	*	29:21	9-13	.692	0-2	.000	0-1	.000	2	1	3	4.0	0	6	1	0	5	18	10.8	
Mississippi Val.	11/24/2023	*	24:25	4-5	.800	2-3	.667	2-2	1.000	1	7	8	4.8	0	5	1	0	5	12	11.0	
at North Carolina	11/30/2023	*	37:07	3-8	.375	0-1	.000	3-6	.500	0	7	7	5.2	2	2	4	0	3	9	10.7	
at Duke	12/03/2023	*	37:18	4-7	.571	3-4	.750	0-0	.000	0	4	4	5.0	1	4	3	0	2	11	10.7	
Morgan St.	12/06/2023	*	21:04	5-5	1.000	2-2	1.000	0-0	.000	0	2	2	4.6	1	5	2	0	2	12	10.9	
vs Utah	12/10/2023	*	32:38	1-6	.167	0-2	.000	0-0	.000	0	2	2	4.3	2	4	5	0	1	2	9.9	
at Bowling Green	12/19/2023	*	23:39	2-4	.500	1-2	.500	0-0	.000	0	2	2	4.1	2	4	0	0	2	5	9.4	
at East Carolina	12/30/2023	*	22:45	1-2	.500	0-1	.000	2-4	.500	2	5	7	4.4	0	3	0	0	1	4	8.9	
at Florida	01/04/2024	*	26:09	6-9	.667	0-1	.000	4-4	1.000	1	3	4	4.3	1	5	1	0	4	16	9.5	
Mississippi St.	01/07/2024	*	27:13	2-8	.250	1-2	.500	2-2	1.000	1	4	5	4.4	1	2	1	0	1	7	9.3	
at Missouri	01/11/2024	*	29:01	5-9	.556	0-1	.000	0-0	.000	0	2	2	4.2	1	2	2	1	3	10	9.4	
Kentucky	01/15/2024	*	18:57	5-9	.556	1-2	.500	0-0	.000	0	3	3	4.1	1	6	0	0	2	11	9.5	
at Texas A&M	01/21/2024	*	21:12	3-5	.600	0-0	.000	0-0	.000	0	0	0	3.9	3	4	0	0	1	6	9.3	
at LSU	01/25/2024	*	35:47	5-12	.417	0-3	.000	3-4	.750	2	7	9	4.2	1	4	3	0	0	13	9.5	
Vanderbilt	01/28/2024	*	26:12	4-7	.571	2-3	.667	0-0	.000	1	2	3	4.1	0	7	0	0	1	10	9.5	
at Auburn	02/01/2024	*	26:52	4-11	.364	1-3	.333	1-2	.500	1	4	5	4.2	0	6	3	0	2	10	9.5	
Ole Miss	02/04/2024	*	26:47	1-4	.250	0-1	.000	3-6	.500	0	4	4	4.2	2	6	0	0	2	5	9.3	
Missouri	02/08/2024	*	23:52	3-8	.375	0-0	.000	0-1	.000	3	5	8	4.3	0	2	3	1	4	6	9.1	
UConn	02/11/2024	*	30:43	4-10	.400	0-1	.000	2-2	1.000	2	10	12	4.7	0	5	2	0	2	10	9.2	
at Tennessee	02/15/2024	*	35:18	1-6	.167	0-1	.000	0-0	.000	3	12	15	5.1	2	5	1	0	1	2	8.9	
Georgia	02/18/2024	*	37:20	4-8	.500	1-5	.200	0-0	.000	1	4	5	5.1	2	2	3	1	1	9	8.9	
Alabama	02/22/2024	*	17:38	0-5	.000	0-2	.000	0-2	.000	2	3	5	5.1	0	2	1	1	2	0	8.5	
at Kentucky	02/25/2024	*	24:49	3-5	.600	1-1	1.000	2-2	1.000	3	3	6	5.2	1	5	4	1	2	9	8.5	
at Arkansas	02/29/2024	*	25:00	1-5	.200	1-2	.500	1-2	.500	0	6	6	5.2	0	7	1	0	3	4	8.4	
Tennessee	03/03/2024	*	21:21	0-6	.000	0-2	.000	0-0	.000	2	6	8	5.3	3	4	3	0	1	0	8.1	
vs Texas A&M	03/08/2024	*	29:14	3-3	1.000	0-0	.000	0-0	.000	1	5	6	5.3	1	5	4	0	0	6	8.0	
vs Tennessee	03/09/2024	*	34:02	4-10	.400	1-3	.333	2-2	1.000	3	4	7	5.4	1	4	0	0	0	11	8.1	
vs LSU	03/10/2024	*	31:42	4-11	.364	1-4	.250	0-0	.000	0	5	5	5.4	0	5	1	0	1	9	8.1	
Presbyterian	03/22/2024	*	26:55	5-8	.625	0-2	.000	1-3	.333	1	3	4	5.3	0	4	0	0	4	11	8.2	
North Carolina	03/24/2024	*	21:39	1-4	.250	0-0	.000	0-0	.000	3	3	6	5.3	1	2	2	0	3	2	8.0	
vs Indiana	03/29/2024	*	32:29	5-7	.714	3-3	1.000	1-2	.500	0	5	5	5.3	3	6	0	0	2	14	8.2	
vs Oregon St.	03/31/2024	*	28:32	1-6	.167	1-3	.333	0-0	.000	0	5	5	5.3	2	6	1	0	1	3	8.1	
vs NC State	04/05/2024	*	26:35	5-8	.625	3-5	.600	0-0	.000	0	2	2	5.2	2	5	0	0	3	13	8.2	
Totals			34	997:13	119-260	.458	28-76	.368	29-47	.617	37	151	188	5.2	42	176	57	5	74	295	8.2

Player Averages

Games Played	Minutes/game	Points/game	FG Pct	3FG Pct	FT Pct	Rebounds/game	Assists/game	Turnovers/game	Assist/Turnover ratio	Steals/game	Blocks/game
36	27.7	8.2	45.8	36.8	61.7	5.2	4.9	1.6	3.1	2.1	0.1

JOHNSON, Raven

				Field Goals		3-Point		F-Throws		Rebounds				Scoring						
SEASON	TEAM	GP-GS	MIN/AVG	FG-FGA	FG%	3FG-3FGA	3FG%	FT-FTA	FT%	OFF	DEF	TOT	AVG	PF-FO	A	TO	BLK	STL	PTS	AVG
2021-22	USC	2-0	8/4.2	0-1	.000	0-0	.000	0-0	.000	0	1	1	0.5	0-0	0	1	0	0	0	0.0
2022-23	USC	36-3	674/18.7	60-163	.368	14-58	.241	17-26	.654	20	74	94	2.6	38-0	123	52	13	40	151	4.2
2023-24	USC	36-34	997/27.7	119-260	.458	28-76	.368	29-47	.617	37	151	188	5.2	42-0	176	57	5	74	295	8.2
TOTAL		74-37	1680/22.7	179-424	.422	42-134	.313	46-73	.630	57	226	283	3.8	80-0	299	110	18	114	446	6.0



**2023-24 South Carolina Women's Basketball
Individual Game-by-Game
All games**

Page 11/11
as of Apr 06, 2024

#35 WALKER, Sakima

Opponent	Date	GS	MIN	Total		3-Pointers		Free throws		Rebounds				PF	A	TO	BLK	STL	PTS	AVG
				FG-FGA	PCT	3FG-3FGA	PCT	FT-FTA	PCT	OFF	DEF	TOT	AVG							
vs Notre Dame	11/06/2023		08:35	0-1	.000	0-0	.000	0-0	.000	0	1	1	1.0	1	0	2	0	0	0	0.0
Maryland	11/12/2023		03:46	0-0	.000	0-0	.000	3-4	.750	1	0	1	1.0	0	0	0	0	0	3	1.5
Clemson	11/16/2023		15:29	4-4	1.000	0-0	.000	2-2	1.000	1	5	6	2.7	3	0	0	1	0	10	4.3
South Dakota St.	11/20/2023		07:38	0-0	.000	0-0	.000	0-0	.000	0	1	1	2.3	0	0	0	1	1	0	3.3
Mississippi Val.	11/24/2023		10:46	1-1	1.000	0-0	.000	2-2	1.000	1	4	5	2.8	0	0	0	0	0	4	3.4
at North Carolina	11/30/2023		04:29	0-1	.000	0-0	.000	0-0	.000	0	0	0	2.3	1	0	1	0	0	0	2.8
at Duke	12/03/2023		02:23	0-1	.000	0-0	.000	0-0	.000	0	0	0	2.0	1	0	1	0	0	0	2.4
Morgan St.	12/06/2023	*	15:19	0-0	.000	0-0	.000	0-0	.000	0	1	1	1.9	1	0	0	1	0	0	2.1
vs Utah	12/10/2023		03:08	1-1	1.000	0-0	.000	0-0	.000	1	0	1	1.8	1	0	1	0	0	2	2.1
Presbyterian	12/16/2023		11:22	4-6	.667	0-0	.000	4-4	1.000	1	0	1	1.7	0	0	0	1	2	12	3.1
at Bowling Green	12/19/2023		13:50	0-2	.000	0-0	.000	2-2	1.000	0	0	0	1.5	1	0	1	0	1	2	3.0
at East Carolina	12/30/2023		10:38	0-2	.000	0-0	.000	0-2	.000	0	3	3	1.7	2	0	0	1	0	0	2.8
at Florida	01/04/2024		03:32	0-2	.000	0-0	.000	0-0	.000	1	1	2	1.7	0	0	1	0	0	0	2.5
Mississippi St.	01/07/2024		03:49	1-2	.500	0-0	.000	0-0	.000	0	0	0	1.6	0	0	1	1	0	2	2.5
Kentucky	01/15/2024		10:00	0-1	.000	0-0	.000	0-0	.000	0	1	1	1.5	0	0	1	0	0	0	2.3
at Texas A&M	01/21/2024		05:41	2-2	1.000	0-0	.000	0-0	.000	0	0	0	1.4	2	0	0	0	0	4	2.4
at Auburn	02/01/2024		09:51	2-3	.667	0-0	.000	0-0	.000	3	1	4	1.6	1	0	0	0	0	4	2.5
Ole Miss	02/04/2024		04:27	0-0	.000	0-0	.000	1-2	.500	0	0	0	1.5	0	0	0	0	2	1	2.4
Missouri	02/08/2024		12:26	2-4	.500	0-0	.000	0-1	.000	0	1	1	1.5	0	0	0	1	0	4	2.5
UConn	02/11/2024		06:26	0-0	.000	0-0	.000	0-0	.000	0	0	0	1.4	0	0	0	1	0	0	2.4
Georgia	02/18/2024		03:32	0-0	.000	0-0	.000	0-0	.000	0	0	0	1.3	0	0	1	0	0	0	2.3
Alabama	02/22/2024		17:23	0-1	.000	0-0	.000	0-0	.000	2	1	3	1.4	2	1	1	3	1	0	2.2
at Kentucky	02/25/2024		11:12	2-3	.667	0-0	.000	0-0	.000	0	2	2	1.4	5	1	0	1	0	4	2.3
at Arkansas	02/29/2024		08:19	2-3	.667	0-0	.000	0-0	.000	1	1	2	1.5	2	0	2	0	0	4	2.3
Tennessee	03/03/2024		02:28	0-0	.000	0-0	.000	0-0	.000	0	0	0	1.4	0	0	0	0	0	0	2.2
vs Texas A&M	03/08/2024		00:51	0-0	.000	0-0	.000	0-0	.000	0	0	0	1.3	0	0	0	0	0	0	2.2
vs Tennessee	03/09/2024		01:16	0-0	.000	0-0	.000	0-0	.000	0	0	0	1.3	1	0	2	0	0	0	2.1
vs LSU	03/10/2024		02:55	0-1	.000	0-0	.000	0-0	.000	1	1	2	1.3	1	1	0	0	0	0	2.0
Presbyterian	03/22/2024		16:25	1-2	.500	0-0	.000	3-4	.750	0	2	2	1.3	1	0	0	0	1	5	2.1
North Carolina	03/24/2024		05:27	0-0	.000	0-0	.000	0-0	.000	0	0	0	1.3	0	0	0	0	0	0	2.0
Totals		1	233:23	22-43	.512	0-0	.000	17-23	.739	13	26	39	1.3	26	3	15	12	8	61	2.0

Player Averages

Games Played	Minutes/game	Points/game	FG Pct	3FG Pct	FT Pct	Rebounds/game	Assists/game	Turnovers/game	Assist/Turnover ratio	Steals/game	Blocks/game
30	7.8	2.0	51.2	0.0	73.9	1.3	0.1	0.5	0.2	0.3	0.4

WALKER, Sakima

SEASON	TEAM	GP-GS	MIN/AVG	Field Goals		3-Point		F-Throws		Rebounds				Scoring						
				FG-FGA	FG%	3FG-3FGA	3FG%	FT-FTA	FT%	OFF	DEF	TOT	AVG	PF	FO	A	TO	BLK	STL	PTS
2020-21	RU	15-0	144/9.6	20-27	.741	0-0	.000	9-13	.692	14	17	31	2.1	16-0	4	16	5	4	49	3.3
2021-22	RU	17-2	199/11.7	35-71	.493	0-0	.000	10-21	.476	17	31	48	2.8	10-0	2	14	9	14	80	4.7
2023-24	USC	30-1	233/7.8	22-43	.512	0-0	.000	17-23	.739	13	26	39	1.3	26-1	3	15	12	8	61	2.0
TOTAL FOR USC		30-1	233/7.8	22-43	.512	0-0	.000	17-23	.739	13	26	39	1.3	26-1	3	15	12	8	61	2.0
TOTAL		62-3	577/9.3	77-141	.546	0-0	.000	36-57	.632	44	74	118	1.9	52-1	9	45	26	26	190	3.1



Official Basketball Box Score - Final
Notre Dame at South Carolina
11/06/23 Hale Georges Center arena, Paris,
2023-24 Women's Basketball

Game Time: 1:00 PM
Game Duration: 2:03
Attendance: 3,203

Officials: Gina Cross, Maj Forsberg, Angelica Suffren

Table with columns: NO. Name, Min, FG, 3P, FT, Rebounds, Fouls, TP, AS, TO, ST, Blocks, +/-

Shooting By Period table with columns: 1st, 2nd, 3rd, 4th, GM FG%, 3PT%, FT%

Technical Fouls:NONE
Dead Ball Rebounds: 5.0

Table with columns: NO. Name, Min, FG, 3P, FT, Rebounds, Fouls, TP, AS, TO, ST, Blocks, +/-

Shooting By Period table with columns: 1st, 2nd, 3rd, 4th, GM FG%, 3PT%, FT%

Technical Fouls:NONE
Dead Ball Rebounds: 1.0

Summary table with columns: UND, USC, Points from Turnovers, Paint, Second Chance, Fast Breaks, Bench



Official Basketball Box Score - Final
Maryland at South Carolina
11/12/23 Colonial Life Arena, Columbia,
2023-24 Women's Basketball

Game Time: 1:00 PM
Game Duration: 1:52
Attendance: 16,007

Officials: Kevin Penhale, Brian Hall, Natasha Curry

Table with columns: NO. Name, Min, FG, 3P, FT, Rebounds, Fouls, TP, AS, TO, ST, Blocks, +/-

Shooting By Period table with columns: 1st, 2nd, 3rd, 4th, GM FG%, 3PT%, FT%

Technical Fouls:NONE
Dead Ball Rebounds: 1.4

Table with columns: NO. Name, Min, FG, 3P, FT, Rebounds, Fouls, TP, AS, TO, ST, Blocks, +/-

Shooting By Period table with columns: 1st, 2nd, 3rd, 4th, GM FG%, 3PT%, FT%

Technical Fouls:NONE
Dead Ball Rebounds: 4.0

Summary table with columns: MAR, USC, Points from Turnovers, Paint, Second Chance, Fast Breaks, Bench



Official Basketball Box Score - Final
Clemson at South Carolina
11/16/23 Colonial Life Arena, Columbia,
2023-24 Women's Basketball

Game Time: 7:00 PM
Game Duration: 1:46
Attendance: 16,820

Officials: Roy Gubeyan, Denise Brooks, Tori Pallo

Table with columns: NO. Name, Min, FG, 3P, FT, Rebounds, Fouls, TP, AS, TO, ST, Blocks, +/-

Shooting By Period table with columns: 1st, 2nd, 3rd, 4th, GM FG%, 3PT%, FT%

Technical Fouls:NONE
Dead Ball Rebounds: 1.3

Table with columns: NO. Name, Min, FG, 3P, FT, Rebounds, Fouls, TP, AS, TO, ST, Blocks, +/-

Shooting By Period table with columns: 1st, 2nd, 3rd, 4th, GM FG%, 3PT%, FT%

Technical Fouls:NONE
Dead Ball Rebounds: 4.2

Summary table with columns: CLE, USC, Points from Turnovers, Paint, Second Chance, Fast Breaks, Bench



Official Basketball Box Score - Final
South Dakota St. at South Carolina
11/20/23 Colonial Life Arena, Columbia,
2023-24 Women's Basketball

Game Time: 7:00 PM
Game Duration: 1:40
Attendance: 14,799

Officials: Angelica Suffren, Pualani Spurlock-Welsh, Cameron Inouye

Table with columns: NO. Name, Min, FG, 3P, FT, Rebounds, Fouls, TP, AS, TO, ST, Blocks, +/-

Shooting By Period table with columns: 1st, 2nd, 3rd, 4th, GM FG%, 3PT%, FT%

Technical Fouls:NONE
Dead Ball Rebounds: 3.3

Table with columns: NO. Name, Min, FG, 3P, FT, Rebounds, Fouls, TP, AS, TO, ST, Blocks, +/-

Shooting By Period table with columns: 1st, 2nd, 3rd, 4th, GM FG%, 3PT%, FT%

Technical Fouls:NONE
Dead Ball Rebounds: 3.0

Summary table with columns: SDS, USC, Points from Turnovers, Paint, Second Chance, Fast Breaks, Bench



Official Basketball Box Score - Final
Mississippi Val. at South Carolina
11/24/23 Colonial Life Arena, Columbia
2023-24 Women's Basketball

Game Time: 1:00 PM
Game Duration: 1:48
Attendance: 14,558

Officials: Katie Lukanich, Charles Watson, Sarah Williams

Table with columns: NO., Name, Min, FG, 3P, FT, Rebounds, Fouls, TP, AS, TO, ST, Blocks, +/-, Shooting By Period (1st-4th FG, 3PT, FT), Team, Totals.

Technical Fouls:NONE

Dead Ball Rebounds: 3,2

Table with columns: NO., Name, Min, FG, 3P, FT, Rebounds, Fouls, TP, AS, TO, ST, Blocks, +/-, Shooting By Period (1st-4th FG, 3PT, FT), Team, Totals.

Technical Fouls:NONE

Dead Ball Rebounds: 2,1

Summary table with columns: MVS, USC, Points from Turnovers, Paint, Second Chance, Fast Breaks, Bench, Period by Period Scoring (1st-4th TOT).



Official Basketball Box Score - Final
South Carolina at North Carolina
11/30/23 Carmichael Arena, Chapel Hill
2023-24 Women's Basketball

Game Time: 7:00 PM
Game Duration: 2:11
Attendance: 6,319

Officials: Dee Kanter, Denise Brooks, Fatou Cissoko-Shepkins

Table with columns: NO., Name, Min, FG, 3P, FT, Rebounds, Fouls, TP, AS, TO, ST, Blocks, +/-, Shooting By Period (1st-4th FG, 3PT, FT), Team, Totals.

Technical Fouls:Watkins 1#2:09

Dead Ball Rebounds: 4,0

Table with columns: NO., Name, Min, FG, 3P, FT, Rebounds, Fouls, TP, AS, TO, ST, Blocks, +/-, Shooting By Period (1st-4th FG, 3PT, FT), Team, Totals.

Technical Fouls:Kelly 1#2:09

Dead Ball Rebounds: 3,1

Summary table with columns: USC, UNC, Points from Turnovers, Paint, Second Chance, Fast Breaks, Bench, Period by Period Scoring (1st-4th TOT).



Official Basketball Box Score - Final
South Carolina at Duke
12/09/23 Cameron Indoor Stadium, Durham
2023-24 Women's Basketball

Game Time: 1:00 PM
Game Duration: 1:51
Attendance: 5,607

Officials: Joseph Vaszily, Katie Lukanich, Billy Smith

Table with columns: NO., Name, Min, FG, 3P, FT, Rebounds, Fouls, TP, AS, TO, ST, Blocks, +/-, Shooting By Period (1st-4th FG, 3PT, FT), Team, Totals.

Technical Fouls:Johnson 2#0:00

Dead Ball Rebounds: 3,0

Table with columns: NO., Name, Min, FG, 3P, FT, Rebounds, Fouls, TP, AS, TO, ST, Blocks, +/-, Shooting By Period (1st-4th FG, 3PT, FT), Team, Totals.

Technical Fouls:Donovan 2#0:00

Dead Ball Rebounds: 2,0

Summary table with columns: SC, DU, Points from Turnovers, Paint, Second Chance, Fast Breaks, Bench, Period by Period Scoring (1st-4th TOT).



Official Basketball Box Score - Final
Morgan St. at South Carolina
12/06/23 Colonial Life Arena, Columbia
2023-24 Women's Basketball

Game Time: 7:00 PM
Game Duration: 1:41
Attendance: 16,181

Officials: Denise Brooks, Carla Fountain, Nicole Brannon

Table with columns: NO., Name, Min, FG, 3P, FT, Rebounds, Fouls, TP, AS, TO, ST, Blocks, +/-, Shooting By Period (1st-4th FG, 3PT, FT), Team, Totals.

Technical Fouls:NONE

Dead Ball Rebounds: 1,0

Table with columns: NO., Name, Min, FG, 3P, FT, Rebounds, Fouls, TP, AS, TO, ST, Blocks, +/-, Shooting By Period (1st-4th FG, 3PT, FT), Team, Totals.

Technical Fouls:NONE

Dead Ball Rebounds: 3,0

Summary table with columns: MSU, USC, Points from Turnovers, Paint, Second Chance, Fast Breaks, Bench, Period by Period Scoring (1st-4th TOT).



Official Basketball Box Score - Final
Utah at South Carolina
12/10/23 Morgan Sun Arena, UNC-Asheville
2023-24 Women's Basketball

Game Time: 2:30 PM
Game Duration: 1:53

Officials: Pulani Spurlock-Welch, Tyler Trimble, Mark Resch

Utah - 69 Record: 8-2. Box score table with columns for NO. Name, Min, FG, 3P, FT, Rebounds, Fouls, TP, AS, TO, ST, Blocks, +/-, and Shooting By Period.

South Carolina - 78 Record: 9-0. Box score table with columns for NO. Name, Min, FG, 3P, FT, Rebounds, Fouls, TP, AS, TO, ST, Blocks, +/-, and Shooting By Period.

Summary table for Utah vs SC with columns for Biggest lead, Best Scoring Run, Lead Changes, Times Tied, Time with Lead, Points from Turnovers, Paint, Second Chance, Fast Breaks, Bench, and Period by Period Scoring.



Official Basketball Box Score - Final
Presbyterian at South Carolina
12/16/23 Colonial Life Arena, Columbia
2023-24 Women's Basketball

Game Time: 1:00 PM
Game Duration: 1:58
Attendance: 15,176

Officials: Felicia Griner, Ryan Durham, Leah Laine

Presbyterian - 29 Record: 8-4. Box score table with columns for NO. Name, Min, FG, 3P, FT, Rebounds, Fouls, TP, AS, TO, ST, Blocks, +/-, and Shooting By Period.

South Carolina - 99 Record: 10-0. Box score table with columns for NO. Name, Min, FG, 3P, FT, Rebounds, Fouls, TP, AS, TO, ST, Blocks, +/-, and Shooting By Period.

Summary table for Presbyterian vs SC with columns for Biggest lead, Best Scoring Run, Lead Changes, Times Tied, Time with Lead, Points from Turnovers, Paint, Second Chance, Fast Breaks, Bench, and Period by Period Scoring.



Official Basketball Box Score - Final
South Carolina at Bowling Green
12/19/23 Stron Center, Bowling Green
2023-24 Women's Basketball

Game Time: 7:00 PM
Game Duration: 1:48
Attendance: 4,195

Officials: Michael McConnell, Nykisha Thompson, Michele Del Duco

South Carolina - 93 Record: 11-0. Box score table with columns for NO. Name, Min, FG, 3P, FT, Rebounds, Fouls, TP, AS, TO, ST, Blocks, +/-, and Shooting By Period.

Bowling Green - 62 Record: 6-3. Box score table with columns for NO. Name, Min, FG, 3P, FT, Rebounds, Fouls, TP, AS, TO, ST, Blocks, +/-, and Shooting By Period.

Summary table for South Carolina vs Bowling Green with columns for Biggest lead, Best Scoring Run, Lead Changes, Times Tied, Time with Lead, Points from Turnovers, Paint, Second Chance, Fast Breaks, Bench, and Period by Period Scoring.



Official Basketball Box Score - Final
South Carolina at East Carolina
12/30/23 Mirges Coliseum, Greenville
2023-24 Women's Basketball

Game Time: 12:00 PM
Game Duration: 2:05
Attendance: 5,717

Officials: Pulani Spurlock-Welch, Carla Fountain, John Caporino

South Carolina - 73 Record: 12-0. Box score table with columns for NO. Name, Min, FG, 3P, FT, Rebounds, Fouls, TP, AS, TO, ST, Blocks, +/-, and Shooting By Period.

East Carolina - 36 Record: 7-4. Box score table with columns for NO. Name, Min, FG, 3P, FT, Rebounds, Fouls, TP, AS, TO, ST, Blocks, +/-, and Shooting By Period.

Summary table for South Carolina vs East Carolina with columns for Biggest lead, Best Scoring Run, Lead Changes, Times Tied, Time with Lead, Points from Turnovers, Paint, Second Chance, Fast Breaks, Bench, and Period by Period Scoring.



Official Basketball Box Score - Final
South Carolina at Florida
01/04/24 Exactech Arena at Stephen C. O'Connell Center, Gainesville
2023-24 Women's Basketball

Game Time: 7:00 PM
Game Duration: 1:40
Attendance: 4,192

Officials:

Table with columns: NO. Name, Min, FG, 3P, FT, Rebounds, Fouls, TP, AS, TO, ST, Blocks, +/-

Shooting By Period
1st FG% 11-17 64.7%
3PT% 4-4 100.0%
FT% 6-6 100%

Table with columns: NO. Name, Min, FG, 3P, FT, Rebounds, Fouls, TP, AS, TO, ST, Blocks, +/-

Shooting By Period
1st FG% 7-21 33.3%
3PT% 1-7 14.3%
FT% 0-2 0%

USC UF
Biggest lead 32 (3rd 1:33) 0 (1st 10:00)
Best Scoring Run 18 (3rd 6:13) 7 (4th 9:40)
Lead Changes 0
Times Tied 1
Time with Lead 38:29 00:00



Official Basketball Box Score - Final
Mississippi St. at South Carolina
01/07/24 Colonial Life Arena, Columbia
2023-24 Women's Basketball

Game Time: 1:00 PM
Game Duration: 1:49
Attendance: 15,751

Officials: Brian Hat, Natasha Camy, Timothy Greene

Table with columns: NO. Name, Min, FG, 3P, FT, Rebounds, Fouls, TP, AS, TO, ST, Blocks, +/-

Shooting By Period
1st FG% 0-4 0%
3PT% 1-4 25.0%
FT% 2-2 100%

Table with columns: NO. Name, Min, FG, 3P, FT, Rebounds, Fouls, TP, AS, TO, ST, Blocks, +/-

Shooting By Period
1st FG% 8-13 61.5%
3PT% 1-1 100.0%
FT% 9-10 90%

MSU USC
Biggest lead 5 (1st 3:57) 27 (4th 3:20)
Best Scoring Run 7 (2nd 3:55) 9 (2nd 8:46)
Lead Changes 2
Times Tied 1
Time with Lead 06:27 32:19



Official Basketball Box Score - Final
South Carolina at Kentucky
01/11/24 Mizou Arena, Columbia
2023-24 Women's Basketball

Game Time: 7:00 PM
Game Duration: 1:53
Attendance: 4,533

Officials: Michael McConnell, Talisa Green, Frank Steratore

Table with columns: NO. Name, Min, FG, 3P, FT, Rebounds, Fouls, TP, AS, TO, ST, Blocks, +/-

Shooting By Period
1st FG% 7-16 43.8%
3PT% 1-6 16.7%
FT% 1-2 50%

Table with columns: NO. Name, Min, FG, 3P, FT, Rebounds, Fouls, TP, AS, TO, ST, Blocks, +/-

Shooting By Period
1st FG% 4-15 26.7%
3PT% 2-4 50.0%
FT% 3-4 75%

SC Mizou
Biggest lead 24 (4th 2:39) 2 (2nd 7:56)
Best Scoring Run 9 (2nd 1:14) 7 (2nd 7:56)
Lead Changes 8
Times Tied 1
Time with Lead 36:30 01:45



Official Basketball Box Score - Final
Kentucky at South Carolina
01/15/24 Colonial Life Arena, Columbia
2023-24 South Carolina Women's Basketball

Game Time: 7:00 PM
Game Duration: 1:46
Attendance: 15,929

Officials: Brian Hat, Tiffany Bird, Fatou Cissoko-Shephers

Table with columns: NO. Name, Min, FG, 3P, FT, Rebounds, Fouls, TP, AS, TO, ST, Blocks, +/-

Shooting By Period
1st FG% 6-18 33.3%
3PT% 1-4 25.0%
FT% 0-0 0%

Table with columns: NO. Name, Min, FG, 3P, FT, Rebounds, Fouls, TP, AS, TO, ST, Blocks, +/-

Shooting By Period
1st FG% 8-19 42.1%
3PT% 1-5 20.0%
FT% 0-0 0%

UK USC
Biggest lead 0 (1st 10:00) 62 (4th 1:42)
Best Scoring Run 5 (1st 3:26) 14 (2nd 5:30)
Lead Changes 0
Times Tied 1
Time with Lead 00:00 39:22



Official Basketball Box Score - Final
South Carolina at Texas A&M

Game Time: 4:00 PM
Game Duration: 1:49
Attendance: 5,924

Officials: Kevin Pethel, Talisa Green, Margaret Trieman

Box score for South Carolina - 99 vs Texas A&M - 64. Includes player stats for Chioe Kitts, Kamilla Cardoso, Te-Hina Paopao, Bree Hall, Raven Johnson, Ashlyn Watkins, Milaysia Fulwiley, Sania Feagin, Tessa Johnson, Sahnya Jah, Sakima Walker. Includes team totals and shooting by period.

Box score for Texas A&M - 64 vs South Carolina - 99. Includes player stats for Lauren Ware, Sydney Bowles, Enydia Rogers, Alcha Coulibaly, Sahara Jones, Tineya Williams, Sole Hilton, Vanessa Saidu, Kay Kay Green. Includes team totals and shooting by period.

Summary statistics for South Carolina - 99 vs Texas A&M - 64. Includes USC and TAMU stats for Biggest lead, Best Scoring Run, Lead Changes, Times Tied, Time with Lead, Points from Turnovers, Paint, Second Chance, Fast Breaks, Bench.



Official Basketball Box Score - Final
South Carolina at LSU

Game Time: 7:00 PM
Game Duration: 1:56
Attendance: 13,205

Officials: Gina Cross, Roy Gubeyan, Timothy Green

Box score for South Carolina - 76 vs LSU - 70. Includes player stats for Chioe Kitts, Kamilla Cardoso, Te-Hina Paopao, Bree Hall, Raven Johnson, Ashlyn Watkins, Milaysia Fulwiley, Sania Feagin, Tessa Johnson. Includes team totals and shooting by period.

Box score for LSU - 70 vs South Carolina - 76. Includes player stats for Angel Reese, Anesah Morrow, Flaujae Johnson, Haley Van Lih, Mikayah Williams, Aalyah Del Rosario, Last-Tear Poa. Includes team totals and shooting by period.

Summary statistics for South Carolina - 76 vs LSU - 70. Includes SC and LSU stats for Biggest lead, Best Scoring Run, Lead Changes, Times Tied, Time with Lead, Points from Turnovers, Paint, Second Chance, Fast Breaks, Bench.



Official Basketball Box Score - Final
Vanderbilt at South Carolina

Game Time: 3:00 PM
Game Duration: 1:45
Attendance: 18,000

Officials: Brian Hall, Brian Garland, Kristen Bell

Box score for Vanderbilt - 74 vs South Carolina - 91. Includes player stats for Sacha Washington, Jordyn Cambridge, Jordyn Oliver, Justine Pissott, Iyana Moore, Ryenne Allen, Aga Makurat, Khami Pierre, Aiyana Mitchell. Includes team totals and shooting by period.

Box score for South Carolina - 91 vs Vanderbilt - 74. Includes player stats for Chioe Kitts, Kamilla Cardoso, Te-Hina Paopao, Bree Hall, Raven Johnson, Ashlyn Watkins, Milaysia Fulwiley, Sania Feagin, Tessa Johnson. Includes team totals and shooting by period.

Summary statistics for South Carolina - 91 vs Vanderbilt - 74. Includes VAN and USC stats for Biggest lead, Best Scoring Run, Lead Changes, Times Tied, Time with Lead, Points from Turnovers, Paint, Second Chance, Fast Breaks, Bench.



Official Basketball Box Score - Final
South Carolina at Auburn

Game Time: 7:00 PM
Game Duration: 1:55
Attendance: 4,814

Officials: Dee Kanhner, BJ Larence, Ily Seales

Box score for South Carolina - 76 vs Auburn - 54. Includes player stats for Ashlyn Watkins, Kamilla Cardoso, Te-Hina Paopao, Bree Hall, Raven Johnson, Ashlyn Watkins, Milaysia Fulwiley, Sania Feagin, Tessa Johnson, Sahnya Jah. Includes team totals and shooting by period.

Box score for Auburn - 54 vs South Carolina - 76. Includes player stats for Taylen Collins, Savannah Scott, Jahmya Mingo-Young, Kaitlyn Duhon, Honesty Scott-Grayson, Celia Sumbane, Oyindamola Akinbolawa, Sydney Shaw, Mar'shaun Bostic, Timya Thurman, McKenna Eddings. Includes team totals and shooting by period.

Summary statistics for South Carolina - 76 vs Auburn - 54. Includes SC and Auburn stats for Biggest lead, Best Scoring Run, Lead Changes, Times Tied, Time with Lead, Points from Turnovers, Paint, Second Chance, Fast Breaks, Bench.



Official Basketball Box Score - Final
Ole Miss at South Carolina
02/04/24 Colonial Life Arena, Columbia
2023-24 Women's Basketball
Game Time: 2:00 PM
Game Duration: 1:50
Attendance: 18,000
Officials: Michael McConnell, Natasha Camy, Fatou Cissoko-Stephens

Table with columns: NO. Name, Min, FG, 3P, FT, Rebounds, Fouls, TP, AS, TO, ST, Blocks, +/-, Shooting By Period (1st-4th FG%, 3PT%, FT%), GM FG%, 3PT%, FT%, Team, Totals

Table with columns: NO. Name, Min, FG, 3P, FT, Rebounds, Fouls, TP, AS, TO, ST, Blocks, +/-, Shooting By Period (1st-4th FG%, 3PT%, FT%), GM FG%, 3PT%, FT%, Team, Totals

Summary table with columns: MIS, USC, Points from Turnovers, MIS, USC, Period by Period Scoring (1st-4th), Best Scoring Run, Lead Changes, Times Tied, Time with Lead



Official Basketball Box Score - Final
Missouri at South Carolina
02/08/24 Colonial Life Arena, Columbia
2023-24 Women's Basketball
Game Time: 7:03 PM
Game Duration: 1:45
Attendance: 15,236
Officials: Denise Brooks, Meadow Overstreet, Timothy Greene

Table with columns: NO. Name, Min, FG, 3P, FT, Rebounds, Fouls, TP, AS, TO, ST, Blocks, +/-, Shooting By Period (1st-4th FG%, 3PT%, FT%), GM FG%, 3PT%, FT%, Team, Totals

Table with columns: NO. Name, Min, FG, 3P, FT, Rebounds, Fouls, TP, AS, TO, ST, Blocks, +/-, Shooting By Period (1st-4th FG%, 3PT%, FT%), GM FG%, 3PT%, FT%, Team, Totals

Summary table with columns: MIS, USC, Points from Turnovers, MIS, USC, Period by Period Scoring (1st-4th), Best Scoring Run, Lead Changes, Times Tied, Time with Lead



Official Basketball Box Score - Final
UConn at South Carolina
02/11/24 Colonial Life Arena, Columbia
2023-24 Women's Basketball
Game Time: 2:00 PM
Game Duration: 1:50
Attendance: 18,167
Officials: Puatani Spurlock-Welsh, Maj Fosberg, Teresa Stuck

Table with columns: NO. Name, Min, FG, 3P, FT, Rebounds, Fouls, TP, AS, TO, ST, Blocks, +/-, Shooting By Period (1st-4th FG%, 3PT%, FT%), GM FG%, 3PT%, FT%, Team, Totals

Table with columns: NO. Name, Min, FG, 3P, FT, Rebounds, Fouls, TP, AS, TO, ST, Blocks, +/-, Shooting By Period (1st-4th FG%, 3PT%, FT%), GM FG%, 3PT%, FT%, Team, Totals

Summary table with columns: CON, USC, Points from Turnovers, CON, USC, Period by Period Scoring (1st-4th), Best Scoring Run, Lead Changes, Times Tied, Time with Lead



Official Basketball Box Score - Final
South Carolina at Tennessee
02/15/24 Food City Center, Knoxville, Tennessee
2023-24 Women's Basketball
Game Time: 7:03 PM
Game Duration: 1:55
Attendance: 11,073
Officials: Brian Hall, Natasha Camy, Joseph Vazley

Table with columns: NO. Name, Min, FG, 3P, FT, Rebounds, Fouls, TP, AS, TO, ST, Blocks, +/-, Shooting By Period (1st-4th FG%, 3PT%, FT%), GM FG%, 3PT%, FT%, Team, Totals

Table with columns: NO. Name, Min, FG, 3P, FT, Rebounds, Fouls, TP, AS, TO, ST, Blocks, +/-, Shooting By Period (1st-4th FG%, 3PT%, FT%), GM FG%, 3PT%, FT%, Team, Totals

Summary table with columns: SCAR, TENN, Points from Turnovers, SCAR, TENN, Period by Period Scoring (1st-4th), Best Scoring Run, Lead Changes, Times Tied, Time with Lead



Official Basketball Box Score - Final Georgia at South Carolina

Game Time: 1:00 PM Game Duration: 1:53 Attendance: 18,478

Officials: Angelica Saffren, Cameron Inouye, Billy Smith

Georgia - 56 Record: 11-14 (2-10) Table with columns: NO. Name, Min, FG, 3P, FT, Rebounds, Fouls, TP, AS, TO, ST, Blocks, +/-

Shooting By Period Table with columns: 1st FG%, 3PT%, 2nd FG%, 3PT%, 3rd FG%, 3PT%, 4th FG%, 3PT%, FT%, GM FG%, 3PT%, FT%

South Carolina - 70 Record: 25-0 (12-0) Table with columns: NO. Name, Min, FG, 3P, FT, Rebounds, Fouls, TP, AS, TO, ST, Blocks, +/-

Shooting By Period Table with columns: 1st FG%, 3PT%, 2nd FG%, 3PT%, 3rd FG%, 3PT%, 4th FG%, 3PT%, FT%, GM FG%, 3PT%, FT%

Summary table with columns: UGA, USC, Points from Turnovers, Paint, Second Chance, Fast Breaks, Bench, Period by Period Scoring



Official Basketball Box Score - Final Alabama at South Carolina

Game Time: 7:00 PM Game Duration: 1:48 Attendance: 16,229

Officials: Tiffany Byrd, Denise Brooks, Fatou Cissoko-Shepkins

Alabama - 44 Record: 20-8 (7-6) Table with columns: NO. Name, Min, FG, 3P, FT, Rebounds, Fouls, TP, AS, TO, ST, Blocks, +/-

Shooting By Period Table with columns: 1st FG%, 3PT%, 2nd FG%, 3PT%, 3rd FG%, 3PT%, 4th FG%, 3PT%, FT%, GM FG%, 3PT%, FT%

South Carolina - 72 Record: 26-0 (13-0) Table with columns: NO. Name, Min, FG, 3P, FT, Rebounds, Fouls, TP, AS, TO, ST, Blocks, +/-

Shooting By Period Table with columns: 1st FG%, 3PT%, 2nd FG%, 3PT%, 3rd FG%, 3PT%, 4th FG%, 3PT%, FT%, GM FG%, 3PT%, FT%

Summary table with columns: ALA, USC, Points from Turnovers, Paint, Second Chance, Fast Breaks, Bench, Period by Period Scoring



Official Basketball Box Score - Final South Carolina at Kentucky

Game Time: 3:00 PM Game Duration: 1:53 Attendance: 5,626

Officials: Natasha Carry, Timothy Greene, Demoya Pugh

South Carolina - 103 Record: 27-0 (14-0) Table with columns: NO. Name, Min, FG, 3P, FT, Rebounds, Fouls, TP, AS, TO, ST, Blocks, +/-

Shooting By Period Table with columns: 1st FG%, 3PT%, 2nd FG%, 3PT%, 3rd FG%, 3PT%, 4th FG%, 3PT%, FT%, GM FG%, 3PT%, FT%

Kentucky - 55 Record: 11-17 (4-10) Table with columns: NO. Name, Min, FG, 3P, FT, Rebounds, Fouls, TP, AS, TO, ST, Blocks, +/-

Shooting By Period Table with columns: 1st FG%, 3PT%, 2nd FG%, 3PT%, 3rd FG%, 3PT%, 4th FG%, 3PT%, FT%, GM FG%, 3PT%, FT%

Summary table with columns: USC, UKY, Points from Turnovers, Paint, Second Chance, Fast Breaks, Bench, Period by Period Scoring



Official Basketball Box Score - Final South Carolina at Arkansas

Game Time: 8:00 PM Game Duration: 1:37 Attendance: 3,891

Officials: Puatani Spurlock-Welsh, Cameron Inouye, Margaret Tiersan

South Carolina - 98 Record: 28-0 (15-0) Table with columns: NO. Name, Min, FG, 3P, FT, Rebounds, Fouls, TP, AS, TO, ST, Blocks, +/-

Shooting By Period Table with columns: 1st FG%, 3PT%, 2nd FG%, 3PT%, 3rd FG%, 3PT%, 4th FG%, 3PT%, FT%, GM FG%, 3PT%, FT%

Arkansas - 61 Record: 18-12 (6-9) Table with columns: NO. Name, Min, FG, 3P, FT, Rebounds, Fouls, TP, AS, TO, ST, Blocks, +/-

Shooting By Period Table with columns: 1st FG%, 3PT%, 2nd FG%, 3PT%, 3rd FG%, 3PT%, 4th FG%, 3PT%, FT%, GM FG%, 3PT%, FT%

Summary table with columns: SC, ARK, Points from Turnovers, Paint, Second Chance, Fast Breaks, Bench, Period by Period Scoring



Tennessee at South Carolina

Game Time: 12:00 PM
Game Duration: 2:08
Attendance: 18,000

Officials: Roy Gubeyan, Talisa Green, Kevin Feltham

Table with columns: NO. Name, Min, FG, 3P, FT, Rebounds, Fouls, TP, AS, TO, ST, Blocks, +/-

Shooting By Period table with columns: 1st, 2nd, 3rd, 4th, GM FG%, 3PT%, FT%

Table with columns: NO. Name, Min, FG, 3P, FT, Rebounds, Fouls, TP, AS, TO, ST, Blocks, +/-

Shooting By Period table with columns: 1st, 2nd, 3rd, 4th, GM FG%, 3PT%, FT%

Summary table with columns: TEN, USC, Points from Turnovers, Paint, Second Chance, Fast Breaks, Bench



Texas A&M at South Carolina

Game Time: 12:00 PM
Game Duration: 1:59

Officials: Gina Cross, Angelica Sufren, Timothy Greene

Table with columns: NO. Name, Min, FG, 3P, FT, Rebounds, Fouls, TP, AS, TO, ST, Blocks, +/-

Shooting By Period table with columns: 1st, 2nd, 3rd, 4th, GM FG%, 3PT%, FT%

Table with columns: NO. Name, Min, FG, 3P, FT, Rebounds, Fouls, TP, AS, TO, ST, Blocks, +/-

Shooting By Period table with columns: 1st, 2nd, 3rd, 4th, GM FG%, 3PT%, FT%

Summary table with columns: TAM, USC, Points from Turnovers, Paint, Second Chance, Fast Breaks, Bench



Tennessee at South Carolina

Game Time: 4:30 PM
Game Duration: 2:08

Officials: Joseph Vaszly, Talisa Green, Eric Brenton

Table with columns: NO. Name, Min, FG, 3P, FT, Rebounds, Fouls, TP, AS, TO, ST, Blocks, +/-

Shooting By Period table with columns: 1st, 2nd, 3rd, 4th, GM FG%, 3PT%, FT%

Table with columns: NO. Name, Min, FG, 3P, FT, Rebounds, Fouls, TP, AS, TO, ST, Blocks, +/-

Shooting By Period table with columns: 1st, 2nd, 3rd, 4th, GM FG%, 3PT%, FT%

Summary table with columns: UT, USC, Points from Turnovers, Paint, Second Chance, Fast Breaks, Bench



LSU at South Carolina

Game Time: 3:00 PM
Game Duration: 2:27
Attendance: 13,163

Officials: Pulani Spurlock-Welsh, Angelica Sufren, Kevin Feltham

Table with columns: NO. Name, Min, FG, 3P, FT, Rebounds, Fouls, TP, AS, TO, ST, Blocks, +/-

Shooting By Period table with columns: 1st, 2nd, 3rd, 4th, GM FG%, 3PT%, FT%

Table with columns: NO. Name, Min, FG, 3P, FT, Rebounds, Fouls, TP, AS, TO, ST, Blocks, +/-

Shooting By Period table with columns: 1st, 2nd, 3rd, 4th, GM FG%, 3PT%, FT%

Summary table with columns: LSU, USC, Points from Turnovers, Paint, Second Chance, Fast Breaks, Bench



Official Basketball Box Score - Final
Presbyterian at South Carolina

Game Time: 2:00 PM
Game Duration: 1:42
Attendance: 11,536

Officials: Billy Smith, John Caporino, Deanna Jackson

Presbyterian - 39

Record: 21-15

Box score table for Presbyterian vs South Carolina with columns for NO. Name, Min, FG, 3P, FT, Rebounds, Fouls, TP, AS, TO, ST, Blocks, +/-

Shooting By Period table showing FG%, 3PT%, FT%, and GM FG% for each quarter

Technical Fouls:NONE

Dead Ball Rebounds: 3.1

South Carolina - 91

Record: 33-0

Box score table for South Carolina vs Presbyterian with columns for NO. Name, Min, FG, 3P, FT, Rebounds, Fouls, TP, AS, TO, ST, Blocks, +/-

Shooting By Period table showing FG%, 3PT%, FT%, and GM FG% for each quarter

Technical Fouls:NONE

Dead Ball Rebounds: 3.0

Summary statistics table including PC, SC, Points from Turnovers, Paint, Second Chance, Fast Breaks, Bench, and Time with Lead



Official Basketball Box Score - Final
North Carolina at South Carolina

Game Time: 1:00 PM
Game Duration: 1:45
Attendance: 14,266

Officials: Gina Cross, William Smith, Rod Creech

North Carolina - 41

Record: 20-13

Box score table for North Carolina vs South Carolina with columns for NO. Name, Min, FG, 3P, FT, Rebounds, Fouls, TP, AS, TO, ST, Blocks, +/-

Shooting By Period table showing FG%, 3PT%, FT%, and GM FG% for each quarter

Technical Fouls:NONE

Dead Ball Rebounds: 5.0

South Carolina - 88

Record: 34-0

Box score table for South Carolina vs North Carolina with columns for NO. Name, Min, FG, 3P, FT, Rebounds, Fouls, TP, AS, TO, ST, Blocks, +/-

Shooting By Period table showing FG%, 3PT%, FT%, and GM FG% for each quarter

Technical Fouls:NONE

Dead Ball Rebounds: 5.0

Summary statistics table including UNC, SC, Points from Turnovers, Paint, Second Chance, Fast Breaks, Bench, and Time with Lead



Official Basketball Box Score - Final
Indiana at South Carolina

Game Time: 5:10 PM
Game Duration: 2:03
Attendance: 13,597

Officials: Michael McConnell, Lisa Jones, Maggie Tieman

Indiana - 75

Record: 26-6

Box score table for Indiana vs South Carolina with columns for NO. Name, Min, FG, 3P, FT, Rebounds, Fouls, TP, AS, TO, ST, Blocks, +/-

Shooting By Period table showing FG%, 3PT%, FT%, and GM FG% for each quarter

Technical Fouls:NONE

Dead Ball Rebounds: 3.3

South Carolina - 79

Record: 35-0

Box score table for South Carolina vs Indiana with columns for NO. Name, Min, FG, 3P, FT, Rebounds, Fouls, TP, AS, TO, ST, Blocks, +/-

Shooting By Period table showing FG%, 3PT%, FT%, and GM FG% for each quarter

Technical Fouls:NONE

Dead Ball Rebounds: 3.0

Summary statistics table including IND, SC, Points from Turnovers, Paint, Second Chance, Fast Breaks, Bench, and Time with Lead



Official Basketball Box Score - Final
Oregon St. at South Carolina

Game Time: 1:00 PM
Game Duration: 2:04
Attendance: 13,568

Officials: Felicia Grinter, Talisa Green, Tyler Trimble

Oregon St. - 58

Record: 27-8

Box score table for Oregon St. vs South Carolina with columns for NO. Name, Min, FG, 3P, FT, Rebounds, Fouls, TP, AS, TO, ST, Blocks, +/-

Shooting By Period table showing FG%, 3PT%, FT%, and GM FG% for each quarter

Technical Fouls:NONE

Dead Ball Rebounds: 2.1

South Carolina - 70

Record: 36-0

Box score table for South Carolina vs Oregon St. with columns for NO. Name, Min, FG, 3P, FT, Rebounds, Fouls, TP, AS, TO, ST, Blocks, +/-

Shooting By Period table showing FG%, 3PT%, FT%, and GM FG% for each quarter

Technical Fouls:NONE

Dead Ball Rebounds: 3.0

Summary statistics table including OR, ST, SCAR, Points from Turnovers, Paint, Second Chance, Fast Breaks, Bench, and Time with Lead



Official Basketball Box Score - Final
NC State at South Carolina
 04:05:24 Rocket Mortgage FieldHouse, Cleveland, Ohio
 NCAA Division I Women's Basketball Championship - Final Four

Game Time: 7:10 PM
 Game Duration: 1:54

Officials: Melissa Barlow, Eric Brewton, Tiffany Bird

NC State - 59

Record: 31-7

NO. Name	Min	FG		3P	FT	Rebounds		Fouls		TP	AS	TO	ST	Blocks		+/-
		M-A	M-A	M-A	OR	DR	TOT	PF	FD					BS	BA	
2 Mimi Collins	F 30:49	2-4	1-3	2-4	0	5	5	3	2	7	2	1	1	0	0	-22
1 River Baldwin	C 35:13	5-12	0-0	2-2	4	5	9	1	3	12	0	2	3	1	2	-14
10 Aziaha James	G 39:26	6-17	3-10	5-6	0	2	2	2	6	20	0	3	1	0	2	-19
21 Madison Hayes	G 24:29	1-5	1-4	0-0	1	3	4	0	1	3	0	1	0	0	0	-11
22 Saniya Rivers	G 32:43	2-11	1-3	0-0	0	1	1	0	0	5	1	5	1	0	1	-20
35 Zoe Brooks	24:36	4-11	0-1	4-6	4	1	5	2	4	12	2	0	3	0	1	-12
11 Maddie Cox	06:52	0-0	0-0	0-0	1	0	1	0	0	0	0	0	0	0	0	3
24 Laci Steele	04:16	0-2	0-2	0-0	0	0	0	1	0	0	0	0	0	0	0	-2
42 Mallory Collier	01:36	0-0	0-0	0-0	0	1	1	0	0	0	0	0	0	0	0	-2
Team						1	3	4			0					
Totals		20-62	6-23	13-18	11	21	32	9	16	59	5	12	9	1	6	-19

Technical Fouls: NONE

Shooting By Period		
1 st	FG%	7-16 43.8%
	3PT%	2-6 33.3%
	FT%	0-0 0%
2 nd	FG%	5-17 29.4%
	3PT%	1-4 25.0%
	FT%	4-6 66.7%
3 rd	FG%	1-11 9.1%
	3PT%	0-4 0.0%
	FT%	4-5 80.0%
4 th	FG%	7-18 38.9%
	3PT%	3-9 33.3%
	FT%	5-6 83.3%
GM	FG%	20-62 32.3%
	3PT%	6-23 26.1%
	FT%	13-18 72.2%

Dead Ball Rebounds: 2.0

South Carolina - 78

Record: 37-0

NO. Name	Min	FG		3P	FT	Rebounds		Fouls		TP	AS	TO	ST	Blocks		+/-
		M-A	M-A	M-A	OR	DR	TOT	PF	FD					BS	BA	
21 Chloe Kitts	F 11:36	0-1	0-0	0-0	0	4	4	0	0	0	0	1	0	0	0	0
10 Kamilla Cardoso	C 22:41	10-12	0-0	2-2	3	8	11	2	1	22	0	1	0	2	0	22
0 Te-Hina Paopao	G 24:58	4-7	2-5	0-0	0	0	0	3	0	10	6	4	1	0	0	16
23 Bree Hall	G 26:16	1-5	1-4	0-0	1	1	2	3	1	3	3	2	0	1	0	4
25 Raven Johnson	G 26:35	5-8	3-5	0-0	0	2	2	2	0	13	5	0	3	0	0	19
2 Ashlyn Watkins	29:12	4-11	0-0	0-0	5	15	20	1	4	8	1	2	0	2	0	18
5 Tessa Johnson	25:28	3-6	1-2	2-2	0	1	1	1	1	9	2	1	1	0	0	9
12 MiLaysia Fulwiley	16:43	3-9	1-3	0-0	0	1	1	2	1	7	1	3	4	0	0	9
20 Sania Feagin	16:31	3-7	0-0	0-0	1	2	3	2	1	6	0	1	1	1	1	-2
Team						2	0	2			0					
Totals		33-66	8-19	4-4	12	34	46	16	9	78	18	15	10	6	1	19

Technical Fouls: NONE

Shooting By Period		
1 st	FG%	7-17 41.2%
	3PT%	2-5 40.0%
	FT%	0-0 0%
2 nd	FG%	7-15 46.7%
	3PT%	0-4 0.0%
	FT%	2-2 100%
3 rd	FG%	12-20 60.0%
	3PT%	5-9 55.6%
	FT%	0-0 0%
4 th	FG%	7-14 50.0%
	3PT%	1-1 100.0%
	FT%	2-2 100%
GM	FG%	33-66 50.0%
	3PT%	8-19 42.1%
	FT%	4-4 100.0%

Dead Ball Rebounds: 0.0

	NCSU	USC	Points from	NCSU	USC	Period by Period Scoring					
Biggest lead	3 (1 st 5:22)	25 (4 th 8:31)	Turnovers	9	14	1st	2nd	3rd	4th	TOT	
Best Scoring Run	7 (1 st 6:17)	11 (3 rd 2:35)	Paint	20	44	NCSU	16	15	6	22	59
Lead Changes	4		Second Chance	12	12	USC	16	16	29	17	78
Times Tied	4		Fast Breaks	6	21						
Time with Lead	04:51	31:22	Bench	12	30						



**2023-24 South Carolina Women's Basketball
Team Game-by-Game
All games**

Page 1/1
as of Apr 06, 2024

Opponent	Date	Score	W	Total		3-Pointers		Free throws		Rebounds				PF	A	TO	BLK	STL	PTS	AVG
				FG-FGA	PCT	3FG-3FGA	PCT	FT-FTA	PCT	OFF	DEF	TOT	AVG							
vs Notre Dame	11/06/2023	100-71	W	43-79	.544	5-16	.313	9-13	.692	16	31	47	47.0	18	29	14	11	12	100	100.0
Maryland	11/12/2023	114-76	W	43-83	.518	12-24	.500	16-25	.640	19	34	53	50.0	20	30	10	11	9	114	107.0
Clemson	11/16/2023	109-40	W	44-83	.530	10-26	.385	11-20	.550	25	48	73	57.7	16	30	13	9	11	109	107.7
South Dakota St.	11/20/2023	78-38	W	34-79	.430	0-12	.000	10-18	.556	21	31	52	56.3	7	16	7	16	15	78	100.3
Mississippi Val.	11/24/2023	101-19	W	41-75	.547	5-20	.250	14-22	.636	17	49	66	58.2	9	27	15	15	9	101	100.4
at North Carolina	11/30/2023	65-58	W	22-56	.393	6-11	.545	15-22	.682	6	33	39	55.0	20	8	13	7	6	65	94.5
at Duke	12/03/2023	77-61	W	26-52	.500	9-15	.600	16-23	.696	13	32	45	53.6	6	12	20	3	7	77	92.0
Morgan St.	12/06/2023	104-38	W	41-60	.683	9-16	.563	13-17	.765	9	38	47	52.8	9	26	16	7	11	104	93.5
vs Utah	12/10/2023	78-69	W	30-55	.545	6-16	.375	12-18	.667	9	28	37	51.0	19	13	23	7	6	78	91.8
Presbyterian	12/16/2023	99-29	W	38-73	.521	10-22	.455	13-21	.619	19	36	55	51.4	6	21	8	17	14	99	92.5
at Bowling Green	12/19/2023	93-62	W	37-63	.587	9-16	.563	10-13	.769	8	28	36	50.0	18	21	12	4	10	93	92.5
at East Carolina	12/30/2023	73-36	W	25-61	.410	5-13	.385	18-34	.529	17	41	58	50.7	18	17	11	8	6	73	90.9
at Florida	01/04/2024	89-66	W	35-70	.500	6-15	.400	13-15	.867	11	40	51	50.7	13	14	18	9	8	89	90.8
Mississippi St.	01/07/2024	85-66	W	32-68	.471	6-12	.500	15-20	.750	16	28	44	50.2	12	17	11	6	8	85	90.4
at Missouri	01/11/2024	81-57	W	33-64	.516	8-15	.533	7-8	.875	8	29	37	49.3	13	12	11	7	7	81	89.7
Kentucky	01/15/2024	98-36	W	40-68	.588	10-17	.588	8-12	.667	12	33	45	49.1	9	22	14	8	14	98	90.3
at Texas A&M	01/21/2024	99-64	W	39-58	.672	7-13	.538	14-17	.824	6	36	42	48.6	21	24	14	7	4	99	90.8
at LSU	01/25/2024	76-70	W	31-65	.477	7-20	.350	7-13	.538	12	27	39	48.1	11	15	12	4	6	76	89.9
Vanderbilt	01/28/2024	91-74	W	35-68	.515	7-23	.304	14-18	.778	14	23	37	47.5	13	20	6	7	3	91	90.0
at Auburn	02/01/2024	76-54	W	28-67	.418	4-16	.250	16-21	.762	18	30	48	47.6	14	11	15	9	9	76	89.3
Ole Miss	02/04/2024	85-56	W	28-58	.483	2-10	.200	27-42	.643	10	30	40	47.2	17	18	10	7	11	85	89.1
Missouri	02/08/2024	83-45	W	35-73	.479	6-16	.375	7-13	.538	20	27	47	47.2	9	19	11	11	15	83	88.8
UConn	02/11/2024	83-65	W	33-71	.465	7-19	.368	10-12	.833	14	32	46	47.1	15	15	13	6	8	83	88.6
at Tennessee	02/15/2024	66-55	W	28-70	.400	2-9	.222	8-16	.500	19	30	49	47.2	17	17	12	5	9	66	87.6
Georgia	02/18/2024	70-56	W	25-57	.439	9-27	.333	11-17	.647	14	24	38	46.8	15	19	18	7	10	70	86.9
Alabama	02/22/2024	72-44	W	25-65	.385	5-13	.385	17-24	.708	16	31	47	46.8	14	12	15	12	10	72	86.3
at Kentucky	02/25/2024	103-55	W	38-59	.644	8-12	.667	19-21	.905	6	31	37	46.5	18	30	15	10	11	103	87.0
at Arkansas	02/29/2024	98-61	W	40-66	.606	8-19	.421	10-17	.588	14	39	53	46.7	11	23	14	1	9	98	87.4
Tennessee	03/03/2024	76-68	W	27-81	.333	4-16	.250	18-26	.692	26	31	57	47.1	20	17	10	5	8	76	87.0
vs Texas A&M	03/08/2024	79-68	W	29-56	.518	4-8	.500	17-22	.773	16	24	40	46.8	17	20	24	3	1	79	86.7
vs Tennessee	03/09/2024	74-73	W	30-70	.429	4-15	.267	10-15	.667	18	23	41	46.6	17	13	9	6	5	74	86.3
vs LSU	03/10/2024	79-72	W	28-65	.431	7-20	.350	16-19	.842	11	26	37	46.3	16	16	13	11	8	79	86.1
Presbyterian	03/22/2024	91-39	W	36-64	.563	9-24	.375	10-15	.667	13	31	44	46.3	8	18	9	7	11	91	86.2
North Carolina	03/24/2024	88-41	W	32-71	.451	9-20	.450	15-19	.789	19	35	54	46.5	14	17	13	7	13	88	86.3
vs Indiana	03/29/2024	79-75	W	30-60	.500	8-16	.500	11-16	.688	9	23	32	46.1	14	17	12	7	4	79	86.1
vs Oregon St.	03/31/2024	70-58	W	26-78	.333	4-20	.200	14-18	.778	22	29	51	46.2	14	12	6	6	6	70	85.6
vs NC State	04/05/2024	78-59	W	33-66	.500	8-19	.421	4-4	1.000	12	34	46	46.2	16	18	15	6	10	78	85.4
Total		3160		1220-2477	.493	245-621	.395	475-686	.692	535	1175	1710	46.2	524	686	482	289	324	3160	85.4
Opponents		2074		762-2370	.322	204-758	.269	346-507	.682	465	790	1255	33.9	610	377	585	116	240	2074	56.1

South Carolina Averages

Games Played	Points/game	FG Pct	3FG Pct	FT Pct	Rebounds/game	Assists/game	Turnovers/game	Assist/Turnover ratio	Steals/game	Blocks/game
37	85.4	49.3	39.5	69.2	46.2	18.5	13.0	1.4	8.8	7.8



**2023-24 South Carolina Women's Basketball
Opponents Game-by-Game
All games**

Page 1/1
as of Apr 06, 2024

Opponent	Date	Score		Total		3-Pointers		Free throws		Rebounds				PF	A	TO	BLK	STL	PTS	AVG
				FG-FGA	PCT	3FG-3FGA	PCT	FT-FTA	PCT	OFF	DEF	TOT	AVG							
vs Notre Dame	11/06/2023	100-71	W	25-76	.329	6-20	.300	15-21	.714	21	23	44	44.0	19	12	18	4	9	71	71.0
Maryland	11/12/2023	114-76	W	29-71	.408	10-22	.455	8-12	.667	11	22	33	38.5	22	15	15	1	4	76	73.5
Clemson	11/16/2023	109-40	W	16-72	.222	3-28	.107	5-11	.455	11	16	27	34.7	12	7	16	1	7	40	62.3
South Dakota St.	11/20/2023	78-38	W	17-62	.274	2-13	.154	2-4	.500	13	26	39	35.8	15	5	21	2	3	38	56.3
Mississippi Val.	11/24/2023	101-19	W	8-67	.119	1-19	.053	2-8	.250	12	21	33	35.2	19	4	19	3	6	19	48.8
at North Carolina	11/30/2023	65-58	W	21-67	.313	4-21	.190	12-17	.706	15	30	45	36.8	25	12	14	7	5	58	50.3
at Duke	12/03/2023	77-61	W	24-65	.369	11-23	.478	2-2	1.000	7	17	24	35.0	19	14	16	8	11	61	51.9
Morgan St.	12/06/2023	104-38	W	12-59	.203	3-17	.176	11-13	.846	10	11	21	33.3	12	6	19	0	11	38	50.1
vs Utah	12/10/2023	78-69	W	28-62	.452	5-20	.250	8-11	.727	8	20	28	32.7	22	13	17	1	11	69	52.2
Presbyterian	12/16/2023	99-29	W	10-64	.156	4-17	.235	5-8	.625	17	16	33	32.7	13	4	23	0	3	29	49.9
at Bowling Green	12/19/2023	93-62	W	20-55	.364	11-29	.379	11-16	.688	9	20	29	32.4	12	16	15	1	6	62	51.0
at East Carolina	12/30/2023	73-36	W	13-67	.194	2-12	.167	8-21	.381	15	27	42	33.2	23	3	13	2	8	36	49.8
at Florida	01/04/2024	89-66	W	26-79	.329	7-28	.250	7-12	.583	14	24	38	33.5	14	11	14	1	10	66	51.0
Mississippi St.	01/07/2024	85-66	W	27-75	.360	3-19	.158	9-16	.563	22	21	43	34.2	17	10	12	3	6	66	52.1
at Missouri	01/11/2024	81-57	W	19-56	.339	10-25	.400	9-11	.818	8	22	30	33.9	15	16	17	2	2	57	52.4
Kentucky	01/15/2024	98-36	W	15-61	.246	4-18	.222	2-6	.333	14	17	31	33.8	15	7	24	5	9	36	51.4
at Texas A&M	01/21/2024	99-64	W	21-69	.304	5-22	.227	17-21	.810	14	15	29	33.5	17	8	9	1	6	64	52.1
at LSU	01/25/2024	76-70	W	30-67	.448	6-18	.333	4-9	.444	13	24	37	33.7	15	17	12	7	6	70	53.1
Vanderbilt	01/28/2024	91-74	W	27-67	.403	8-25	.320	12-13	.923	15	20	35	33.7	14	13	9	2	3	74	54.2
at Auburn	02/01/2024	76-54	W	19-59	.322	3-10	.300	13-16	.813	11	24	35	33.8	17	10	17	9	7	54	54.2
Ole Miss	02/04/2024	85-56	W	19-56	.339	2-7	.286	16-21	.762	10	27	37	34.0	31	4	21	3	4	56	54.3
Missouri	02/08/2024	83-45	W	15-53	.283	9-27	.333	6-8	.750	11	22	33	33.9	13	10	21	2	6	45	53.9
UConn	02/11/2024	83-65	W	26-71	.366	7-23	.304	6-10	.600	13	24	37	34.0	11	12	13	4	5	65	54.3
at Tennessee	02/15/2024	66-55	W	21-65	.323	2-17	.118	11-14	.786	14	28	42	34.4	15	7	13	4	5	55	54.4
Georgia	02/18/2024	70-56	W	21-56	.375	4-11	.364	10-13	.769	10	20	30	34.2	15	10	18	2	14	56	54.4
Alabama	02/22/2024	72-44	W	15-68	.221	3-19	.158	11-14	.786	20	25	45	34.6	18	7	19	4	11	44	54.0
at Kentucky	02/25/2024	103-55	W	22-65	.338	4-14	.286	7-18	.389	14	14	28	34.4	20	12	19	0	7	55	54.1
at Arkansas	02/29/2024	98-61	W	21-63	.333	8-41	.195	11-15	.733	5	16	21	33.9	14	9	11	3	7	61	54.3
Tennessee	03/03/2024	76-68	W	24-66	.364	4-19	.211	16-22	.727	12	29	41	34.1	19	11	14	8	2	68	54.8
vs Texas A&M	03/08/2024	79-68	W	23-63	.365	6-20	.300	16-22	.727	16	12	28	33.9	16	14	14	3	7	68	55.2
vs Tennessee	03/09/2024	74-73	W	23-56	.411	8-23	.348	19-24	.792	10	24	34	33.9	14	12	12	4	3	73	55.8
vs LSU	03/10/2024	79-72	W	25-67	.373	6-14	.429	16-20	.800	17	27	44	34.3	15	11	17	3	8	72	56.3
Presbyterian	03/22/2024	91-39	W	17-60	.283	3-18	.167	2-4	.500	11	16	27	34.0	11	10	17	0	4	39	55.8
North Carolina	03/24/2024	88-41	W	15-63	.238	3-18	.167	8-14	.571	14	19	33	34.0	17	6	18	7	4	41	55.4
vs Indiana	03/29/2024	79-75	W	28-61	.459	13-33	.394	6-9	.667	10	20	30	33.9	18	17	14	3	8	75	55.9
vs Oregon St.	03/31/2024	70-58	W	20-55	.364	8-25	.320	10-13	.769	7	30	37	34.0	17	17	12	5	3	58	56.0
vs NC State	04/05/2024	78-59	W	20-62	.323	6-23	.261	13-18	.722	11	21	32	33.9	9	5	12	1	9	59	56.1
Total		2074		762-2370	.322	204-758	.269	346-507	.682	465	790	1255	33.9	610	377	585	116	240	2074	56.1
South Carolina		3160		1220-2477	.493	245-621	.395	475-686	.692	535	1175	1710	46.2	524	686	482	289	324	3160	85.4

Opponents Averages

Games Played	Points/game	FG Pct	3FG Pct	FT Pct	Rebounds/game	Assists/game	Turnovers/game	Assist/Turnover ratio	Steals/game	Blocks/game
37	56.1	32.2	26.9	68.2	33.9	10.2	15.8	0.6	6.5	3.1



2023-24 South Carolina Women's Basketball
Points-rebounds-assists
All games

Opponent	Date	Score	0	2	5	10	12	20	21	23	24	25	35	
			PAO	TE	WATKINS, AS	JOHNSON, TE	CARDOSO, KA	FULWILEY, M	FEAGIN, SAN	KITTS, CHLO	HALL, BREE	JAH, SAHNYA	JOHNSON, RA	WALKER, SAK
vs Notre Dame	11/06/2023	100-71	14-3-6	7-5-2	1-0-2	20-15-1	17-1-6	12-4-0	7-1-2	7-3-1	4-5-2	11-2-7	0-1-0	
Maryland	11/12/2023	114-76	14-0-8	13-11-2	12-7-4	12-7-2	12-1-2	8-6-1	13-10-1	12-1-2	7-1-0	8-3-8	3-1-0	
Clemson	11/16/2023	109-40	14-3-1	12-10-1	DNP	15-13-4	18-9-3	6-6-1	12-2-1	8-5-1	8-4-1	6-8-17	10-6-0	
South Dakota St.	11/20/2023	78-38	DNP	8-5-3	DNP	23-10-0	11-5-3	6-6-1	5-9-0	5-7-2	2-1-1	18-3-6	0-1-0	
Mississippi Val.	11/24/2023	101-19	10-8-1	14-7-1	DNP	14-10-3	17-4-5	12-5-4	11-5-1	5-2-3	2-7-4	12-8-5	4-5-0	
at North Carolina	11/30/2023	65-58	14-5-4	10-4-0	0-0-0	6-16-2	0-0-0	0-0-0	11-3-0	15-1-0	0-0-0	9-7-2	0-0-0	
at Duke	12/03/2023	77-61	12-1-1	2-4-0	0-1-0	15-14-2	9-0-1	1-1-0	14-9-3	13-3-1	DNP	11-4-4	0-0-0	
Morgan St.	12/06/2023	104-38	12-1-5	8-4-1	16-1-1	10-7-0	14-1-6	10-6-1	7-14-4	9-1-3	6-2-0	12-2-5	0-1-0	
vs Utah	12/10/2023	78-69	15-3-2	8-6-0	2-0-0	17-6-1	11-2-1	3-3-1	11-7-4	7-4-0	DNP	2-2-4	2-1-0	
Presbyterian	12/16/2023	99-29	6-2-6	10-12-1	13-1-3	12-9-3	18-7-4	2-2-1	11-10-2	10-3-0	5-5-1	DNP	12-1-0	
at Bowling Green	12/19/2023	93-62	12-4-6	9-8-0	4-1-0	11-4-5	6-3-1	5-5-2	21-6-1	18-2-2	0-0-0	5-2-4	2-0-0	
at East Carolina	12/30/2023	73-36	9-1-2	11-5-1	0-2-0	12-10-5	12-9-3	9-4-0	7-10-3	5-2-0	4-2-0	4-7-3	0-3-0	
at Florida	01/04/2024	89-66	17-3-4	6-8-1	8-1-1	10-15-1	10-2-0	0-2-1	5-7-1	15-4-0	2-1-0	16-4-5	0-2-0	
Mississippi St.	01/07/2024	85-66	12-3-5	9-10-1	4-1-2	13-14-6	9-1-0	0-1-0	12-4-0	15-3-1	2-2-0	7-5-2	2-0-0	
at Missouri	01/11/2024	81-57	15-6-3	10-6-1	6-1-0	7-8-1	0-2-1	10-4-4	2-2-0	21-4-0	DNP	10-2-2	DNP	
Kentucky	01/15/2024	98-36	14-3-5	10-8-3	11-2-0	12-11-3	14-3-1	8-2-1	9-4-0	7-4-2	2-0-1	11-3-6	0-1-0	
at Texas A&M	01/21/2024	99-64	10-1-5	4-6-2	0-0-1	17-13-1	21-1-3	15-4-0	13-10-5	8-6-3	1-0-0	6-0-4	4-0-0	
at LSU	01/25/2024	76-70	12-0-6	2-1-0	0-0-0	11-8-2	8-4-0	6-4-1	14-3-1	10-5-1	DNP	13-9-4	DNP	
Vanderbilt	01/28/2024	91-74	9-2-4	11-8-1	6-1-0	23-6-0	10-2-3	9-1-1	2-4-1	11-4-3	DNP	10-3-7	DNP	
at Auburn	02/01/2024	76-54	5-3-3	14-15-0	8-2-1	13-6-0	15-2-0	4-1-0	DNP	0-2-1	3-0-0	10-5-6	4-4-0	
Ole Miss	02/04/2024	83-56	11-3-3	11-10-1	3-5-2	17-4-3	19-1-1	10-1-1	2-2-0	10-7-1	1-2-0	5-4-6	1-0-0	
Missouri	02/08/2024	85-45	6-2-1	9-7-3	6-5-5	DNP	19-1-4	11-5-2	12-8-2	10-7-0	DNP	6-8-2	4-1-0	
UConn	02/11/2024	83-65	21-3-2	15-9-3	9-2-0	DNP	6-4-3	4-3-0	14-4-1	4-0-1	DNP	10-12-5	0-0-0	
at Tennessee	02/15/2024	66-55	4-0-4	14-10-1	3-0-0	18-10-3	5-2-0	7-1-0	6-4-2	7-3-2	DNP	2-15-5	DNP	
Georgia	02/18/2024	70-56	15-2-2	3-3-1	0-0-0	16-16-5	4-3-5	2-0-0	12-7-2	9-1-2	DNP	9-5-2	0-0-0	
Alabama	02/22/2024	72-44	5-3-4	14-10-0	12-4-1	DNP	9-3-2	10-7-0	9-7-2	13-1-0	DNP	0-5-2	0-3-1	
at Kentucky	02/25/2024	103-55	11-2-4	13-3-4	5-1-3	DNP	17-3-3	16-6-4	10-12-5	18-1-1	DNP	9-6-5	4-2-1	
at Arkansas	02/29/2024	98-61	8-4-5	21-11-0	12-5-1	11-3-1	17-4-2	7-9-3	10-5-2	4-1-2	DNP	4-6-7	4-2-0	
Tennessee	03/03/2024	76-68	14-4-4	13-4-1	4-2-2	18-14-2	13-5-3	1-3-1	0-2-0	13-6-0	DNP	0-8-4	0-0-0	
vs Texas A&M	03/08/2024	79-68	8-4-2	10-5-1	13-2-0	17-6-3	6-3-4	6-3-1	8-6-1	5-1-3	DNP	6-6-5	0-0-0	
vs Tennessee	03/09/2024	74-73	3-2-3	6-5-0	8-1-3	13-5-1	13-4-0	6-1-1	8-6-0	6-4-2	DNP	11-7-4	0-0-0	
vs LSU	03/10/2024	79-72	12-2-5	3-6-0	4-0-0	8-6-0	24-0-2	4-4-1	6-4-0	9-3-2	DNP	9-5-5	0-2-1	
Presbyterian	03/22/2024	91-39	18-1-3	7-8-4	0-4-2	DNP	17-1-3	12-10-2	21-13-0	DNP	DNP	11-4-4	5-2-0	
North Carolina	03/24/2024	88-41	8-5-6	11-4-1	11-3-0	12-10-1	20-9-1	8-6-1	12-1-1	4-2-4	DNP	2-6-2	0-0-0	
vs Indiana	03/29/2024	79-75	8-2-2	4-3-0	7-0-1	22-7-4	7-1-1	4-6-0	5-5-0	8-0-3	DNP	14-5-6	DNP	
vs Oregon St.	03/31/2024	70-58	5-5-1	8-14-0	15-1-2	12-9-0	7-3-0	8-4-1	2-0-0	10-3-2	DNP	3-5-6	DNP	
vs NC State	04/05/2024	78-59	10-0-6	8-20-1	9-1-2	22-11-0	7-1-1	6-3-0	0-4-0	3-2-3	DNP	13-2-5	DNP	

POSTSEASON GAMES



2023-24 South Carolina Women's Basketball Combined Team Statistics Specific games

Page 1/1
as of Apr 06, 2024

Game Records

Record	Overall	Home	Away	Neutral
ALL GAMES	8-0	2-0	0-0	6-0
CONFERENCE	0-0	0-0	0-0	0-0
NON-CONFERENCE	8-0	2-0	0-0	6-0

Score by Periods

Team	1st	2nd	3rd	4th	OT	TOT
South Carolina	168	159	177	134	0	638
Opponents	97	120	141	127	0	485

Team Box Score

No.	Player	Total			3-Point			F-Throw		Rebounds				Other								
		GP-GS	MIN	AVG	FG-FGA	FG%	3FG-3FGA	3FG%	FT-FTA	FT%	OFF	DEF	TOT	AVG	PF	DQ	A	TO	BLK	STL	PTS	AVG
10	CARDOSO, Kamilla	7-7	180:02	25.7	46-70	.657	1-1	1.000	13-18	.722	26	28	54	7.7	17	1	9	7	12	4	106	15.1
12	FULWILEY, MiLaysia	8-0	130:25	16.3	35-80	.438	15-32	.469	16-19	.842	6	16	22	2.8	13	0	12	9	5	10	101	12.6
0	PAOPAO, Te-Hina	8-8	219:06	27.4	26-70	.371	16-42	.381	4-4	1.000	2	19	21	2.6	6	0	28	16	2	5	72	9.0
25	JOHNSON, Raven	8-8	231:08	28.9	28-57	.491	9-20	.450	4-7	.571	8	32	40	5.0	10	0	37	8	0	14	69	8.6
5	JOHNSON, Tessa	8-1	188:17	23.5	19-51	.373	7-21	.333	22-24	.917	5	7	12	1.5	8	0	10	6	3	3	67	8.4
21	KITTS, Chloe	8-5	131:13	16.4	25-40	.625	0-0	.000	12-14	.857	10	29	39	4.9	12	0	2	10	2	2	62	7.8
2	WATKINS, Ashlyn	8-3	173:37	21.7	25-61	.410	0-0	.000	7-13	.538	24	41	65	8.1	18	0	7	19	20	10	57	7.1
20	FEAGIN, Sania	8-1	147:08	18.4	23-51	.451	0-4	.000	8-11	.727	12	25	37	4.6	18	0	6	8	6	5	54	6.8
23	HALL, Bree	7-7	172:11	24.6	16-47	.340	5-22	.227	8-14	.571	4	11	15	2.1	11	0	19	10	3	4	45	6.4
35	WALKER, Sakima	5-0	26:54	5.4	1-3	.333	0-0	.000	3-4	.750	1	3	4	0.8	3	0	1	2	0	1	5	1.0
Team											22	14	36					6				
Total		8	1600		244-530	.460	53-142	.373	97-128	.758	120	225	345	43.1	116	1	131	101	53	58	638	79.8
Opponents		8	1600		171-487	.351	53-174	.305	90-124	.726	96	169	265	33.1	117	1	92	116	26	46	485	60.6

Team Statistics

	USC	OPP
Scoring	638	485
Points per game	79.8	60.6
Scoring margin	+19.1	-
Field goals-att	244-530	171-487
Field goal pct	.460	.351
3 point fg-att	53-142	53-174
3-point FG pct	.373	.305
3-pt FG made per game	6.6	6.6
Free throws-att	97-128	90-124
Free throw pct	.758	.726
F-Throws made per game	12.1	11.3
Rebounds	345	265
Rebounds per game	43.1	33.1
Rebounding margin	+10.0	-
Assists	131	92
Assists per game	16.4	11.5
Turnovers	101	116
Turnovers per game	12.6	14.5
Turnover margin	+1.9	-
Assist/turnover ratio	1.3	0.8
Steals	58	46
Steals per game	7.3	5.8
Blocks	53	26
Blocks per game	6.6	3.3
Winning streak	8	-
Home win streak	2	-
Attendance	25802	0
Home games-Avg/Game	2-12901	0-0
Neutral site-Avg/Game	-	6-10326

Team Results

Date	Opponent		Score	Att.
03/08/2024	vs Texas A&M	W	79-68	8841
03/09/2024	vs Tennessee	W	74-73	12784
03/10/2024	vs LSU	W	79-72	13163
03/22/2024	Presbyterian	W	91-39	11536
03/24/2024	North Carolina	W	88-41	14266
03/29/2024	vs Indiana	W	79-75	13597
03/31/2024	vs Oregon St.	W	70-58	13568
04/05/2024	vs NC State	W	78-59	0

NCAA TOURNAMENT ONLY

Game Records

Record	Overall	Home	Away	Neutral
ALL GAMES	5-0	2-0	0-0	3-0
CONFERENCE	0-0	0-0	0-0	0-0
NON-CONFERENCE	5-0	2-0	0-0	3-0

Score by Periods

Team	1st	2nd	3rd	4th	OT	TOT
South Carolina	115	107	106	78	0	406
Opponents	63	77	69	63	0	272

Team Box Score

No.	Player				Total		3-Point		F-Throw		Rebounds								PTS	AVG		
		GP-GS	MIN	AVG	FG-FGA	FG%	3FG-3FGA	3FG%	FT-FTA	FT%	OFF	DEF	TOT	AVG	PF	DQ	A	TO			BLK	STL
10	CARDOSO, Kamilla	4-4	103:46	25.9	30-44	.682	0-0	.000	8-11	.727	16	21	37	9.3	7	0	5	1	5	4	68	17.0
12	FULWILEY, MiLaysia	5-0	84:02	16.8	21-51	.412	11-26	.423	5-7	.714	4	11	15	3.0	8	0	6	6	5	7	58	11.6
0	PAOPAO, Te-Hina	5-5	133:56	26.8	19-43	.442	11-27	.407	0-0	.000	2	11	13	2.6	6	0	18	10	1	3	49	9.8
25	JOHNSON, Raven	5-5	136:10	27.2	17-33	.515	7-13	.538	2-5	.400	4	18	22	4.4	8	0	23	3	0	13	43	8.6
5	JOHNSON, Tessa	5-1	124:24	24.9	13-38	.342	6-17	.353	10-11	.909	3	6	9	1.8	4	0	7	3	1	2	42	8.4
21	KITTS, Chloe	5-2	82:19	16.5	15-23	.652	0-0	.000	10-11	.909	5	18	23	4.6	6	0	1	6	2	1	40	8.0
2	WATKINS, Ashlyn	5-3	116:10	23.2	17-40	.425	0-0	.000	4-7	.571	15	34	49	9.8	7	0	6	12	13	7	38	7.6
20	FEAGIN, Sania	5-1	96:09	19.2	16-38	.421	0-3	.000	6-7	.857	9	20	29	5.8	11	0	4	5	4	3	38	7.6
23	HALL, Bree	4-4	101:13	25.3	8-27	.296	3-13	.231	6-9	.667	3	4	7	1.8	8	0	12	5	2	3	25	6.3
35	WALKER, Sakima	2-0	21:52	10.9	1-2	.500	0-0	.000	3-4	.750	0	2	2	1.0	1	0	0	0	0	1	5	2.5
Team											14	7	21					4				
Total		5	1000		157-339	.463	38-99	.384	54-72	.750	75	152	227	45.4	66	0	82	55	33	44	406	81.2
Opponents		5	1000		100-301	.332	33-117	.282	39-58	.672	53	106	159	31.8	72	0	55	73	16	28	272	54.4

Team Statistics

Team Results

Date	Opponent	Score	Att.
03/22/2024	Presbyterian	W 91-39	11536
03/24/2024	North Carolina	W 88-41	14266
03/29/2024	vs Indiana	W 79-75	13597
03/31/2024	vs Oregon St.	W 70-58	13568
04/05/2024	vs NC State	W 78-59	0

SEC TOURNAMENT ONLY

Game Records

Record	Overall	Home	Away	Neutral
ALL GAMES	3-0	0-0	0-0	3-0
CONFERENCE	0-0	0-0	0-0	0-0
NON-CONFERENCE	3-0	0-0	0-0	3-0

Score by Periods

Team	1st	2nd	3rd	4th	OT	TOT
South Carolina	53	52	71	56	0	232
Opponents	34	43	72	64	0	213

Team Box Score

No.	Player				Total		3-Point		F-Throw		Rebounds								PTS	AVG		
		GP-GS	MIN	AVG	FG-FGA	FG%	3FG-3FGA	3FG%	FT-FTA	FT%	OFF	DEF	TOT	AVG	PF	DQ	A	TO			BLK	STL
12	FULWILEY, MiLaysia	3-0	46:23	15.5	14-29	.483	4-6	.667	11-12	.917	2	5	7	2.3	5	0	6	3	0	3	43	14.3
10	CARDOSO, Kamilla	3-3	76:16	25.4	16-26	.615	1-1	1.000	5-7	.714	10	7	17	5.7	10	1	4	6	7	0	38	12.7
25	JOHNSON, Raven	3-3	94:58	31.7	11-24	.458	2-7	.286	2-2	1.000	4	14	18	6.0	2	0	14	5	0	1	26	8.7
5	JOHNSON, Tessa	3-0	63:53	21.3	6-13	.462	1-4	.250	12-13	.923	2	1	3	1.0	4	0	3	3	2	1	25	8.3
0	PAOPAO, Te-Hina	3-3	85:10	28.4	7-27	.259	5-15	.333	4-4	1.000	0	8	8	2.7	0	0	10	6	1	2	23	7.7
21	KITTS, Chloe	3-3	48:53	16.3	10-17	.588	0-0	.000	2-3	.667	5	11	16	5.3	6	0	1	4	0	1	22	7.3
23	HALL, Bree	3-3	70:58	23.7	8-20	.400	2-9	.222	2-5	.400	1	7	8	2.7	3	0	7	5	1	1	20	6.7
2	WATKINS, Ashlyn	3-0	57:27	19.2	8-21	.381	0-0	.000	3-6	.500	9	7	16	5.3	11	0	1	7	7	3	19	6.3
20	FEAGIN, Sania	3-0	50:59	17.0	7-13	.538	0-1	.000	2-4	.500	3	5	8	2.7	7	0	2	3	2	2	16	5.3
35	WALKER, Sakima	3-0	05:02	1.7	0-1	.000	0-0	.000	0-0	.000	1	1	2	0.7	2	0	1	2	0	0	0	0.0
Team											8	7	15					2				
Total		3	600		87-191	.455	15-43	.349	43-56	.768	45	73	118	39.3	50	1	49	46	20	14	232	77.3
Opponents		3	600		71-186	.382	20-57	.351	51-66	.773	43	63	106	35.3	45	1	37	43	10	18	213	71.0

Team Results

Date	Opponent	Score	Att.
03/08/2024	vs Texas A&M	W 79-68	8841
03/09/2024	vs Tennessee	W 74-73	12784
03/10/2024	vs LSU	W 79-72	13163

2023-24 VS. RANKED OPPONENTS



2023-24 South Carolina Women's Basketball
Combined Team Statistics
Specific games

Page 1/1
as of Apr 06, 2024

Game Records

Record	Overall	Home	Away	Neutral
ALL GAMES	10-0	2-0	2-0	6-0
CONFERENCE	1-0	0-0	1-0	0-0
NON-CONFERENCE	9-0	2-0	1-0	6-0

Score by Periods

Team	1st	2nd	3rd	4th	OT	TOT
South Carolina	192	205	227	198	0	822
Opponents	171	160	166	176	0	673

Team Box Score

No.	Player	Total			3-Point			F-Throw		Rebounds				PF DQ A TO BLK STL PTS AVG								
		GP-GS	MIN	AVG	FG-FGA	FG%	3FG-3FGA	3FG%	FT-FTA	FT%	OFF	DEF	TOT	AVG	PF	DQ	A	TO	BLK	STL	PTS	AVG
10	CARDOSO, Kamilla	9-9	241:22	26.8	57-92	.620	0-0	.000	16-22	.727	26	59	85	9.4	26	2	12	15	22	6	130	14.4
0	PAOPAO, Te-Hina	10-10	315:25	31.5	47-107	.439	26-62	.419	5-6	.833	1	22	23	2.3	11	0	42	19	1	12	125	12.5
12	FULWILEY, MiLaysia	10-0	143:09	14.3	36-81	.444	14-32	.438	13-16	.813	3	14	17	1.7	16	0	16	16	6	17	99	9.9
25	JOHNSON, Raven	10-10	306:43	30.7	36-86	.419	11-28	.393	9-14	.643	4	48	52	5.2	16	0	52	19	0	15	92	9.2
23	HALL, Bree	10-10	277:19	27.7	31-81	.383	11-37	.297	12-13	.923	5	17	22	2.2	13	0	15	8	7	5	85	8.5
21	KITTS, Chloe	10-9	181:33	18.2	31-63	.492	1-1	1.000	20-30	.667	12	29	41	4.1	16	1	9	15	4	1	83	8.3
2	WATKINS, Ashlyn	10-2	206:06	20.6	34-68	.500	0-0	.000	10-17	.588	30	49	79	7.9	27	0	8	15	28	7	78	7.8
5	JOHNSON, Tessa	10-0	153:06	15.3	17-42	.405	7-19	.368	18-22	.818	0	11	11	1.1	8	0	11	6	2	6	59	5.9
20	FEAGIN, Sania	10-0	131:41	13.2	24-45	.533	0-1	.000	7-13	.538	16	21	37	3.7	23	0	5	12	5	5	55	5.5
24	JAH, Sahnya	3-0	14:17	4.8	5-9	.556	0-1	.000	1-3	.333	2	4	6	2.0	3	0	2	1	0	1	11	3.7
35	WALKER, Sakima	6-0	29:19	4.9	1-4	.250	0-0	.000	3-4	.750	3	2	5	0.8	4	0	1	4	1	0	5	0.8
Team											28	21	49					1				
Total		10	2000		319-678	.471	70-181	.387	114-160	.713	130	297	427	42.7	163	3	173	131	76	75	822	82.2
Opponents		10	2000		252-659	.382	71-219	.324	98-140	.700	126	241	367	36.7	173	3	131	144	36	68	673	67.3

Team Statistics

	USC	OPP
Scoring	822	673
Points per game	82.2	67.3
Scoring margin	+14.9	-
Field goals-att	319-678	252-659
Field goal pct	.471	.382
3 point fg-att	70-181	71-219
3-point FG pct	.387	.324
3-pt FG made per game	7.0	7.1
Free throws-att	114-160	98-140
Free throw pct	.713	.700
F-Throws made per game	11.4	9.8
Rebounds	427	367
Rebounds per game	42.7	36.7
Rebounding margin	+6.0	-
Assists	173	131
Assists per game	17.3	13.1
Turnovers	131	144
Turnovers per game	13.1	14.4
Turnover margin	+1.3	-
Assist/turnover ratio	1.3	0.9
Steals	75	68
Steals per game	7.5	6.8
Blocks	76	36
Blocks per game	7.6	3.6
Winning streak	10	-
Home win streak	2	-
Attendance	34174	19524
Home games-Avg/Game	2-17087	2-9762
Neutral site-Avg/Game	-	6-8660

Team Results

Date	Opponent		Score	Att.
11/06/2023	vs Notre Dame	W	100-71	3203
11/12/2023	Maryland	W	114-76	16007
11/30/2023	at North Carolina	W	65-58	6319
12/10/2023	vs Utah	W	78-69	8428
01/25/2024	at LSU	W	76-70	13205
02/11/2024	UConn	W	83-65	18167
03/10/2024	vs LSU	W	79-72	13163
03/29/2024	vs Indiana	W	79-75	13597
03/31/2024	vs Oregon St.	W	70-58	13568
04/05/2024	vs NC State	W	78-59	0

SEC GAMES



2023-24 South Carolina Women's Basketball Combined Team Statistics In Conference games

Page 1/1
as of Apr 06, 2024

Game Records

Record	Overall	Home	Away	Neutral
ALL GAMES	16-0	8-0	8-0	0-0
CONFERENCE	16-0	8-0	8-0	0-0
NON-CONFERENCE	0-0	0-0	0-0	0-0

Score by Periods

Team	1st	2nd	3rd	4th	OT	TOT
South Carolina	317	324	368	339	0	1348
Opponents	229	215	255	228	0	927

Team Box Score

No.	Player				Total		3-Point		F-Throw		Rebounds								PTS	AVG		
		GP-GS	MIN	AVG	FG-FGA	FG%	3FG-3FGA	3FG%	FT-FTA	FT%	OFF	DEF	TOT	AVG	PF	DQ	A	TO			BLK	STL
10	CARDOSO, Kamilla	13-13	322:29	24.8	74-134	.552	0-0	.000	38-60	.633	53	75	128	9.8	24	1	28	22	28	10	186	14.3
12	FULWILEY, MiLaysia	16-1	297:36	18.6	64-149	.430	17-56	.304	40-50	.800	8	31	39	2.4	37	0	28	28	7	31	185	11.6
23	HALL, Bree	16-16	444:06	27.8	67-140	.479	23-53	.434	14-17	.824	19	40	59	3.7	21	0	19	17	9	8	171	10.7
0	PAOPAO, Te-Hina	16-16	453:57	28.4	61-134	.455	32-75	.427	14-15	.933	4	37	41	2.6	11	0	62	23	4	10	168	10.5
2	WATKINS, Ashlyn	16-5	360:51	22.6	66-113	.584	0-1	.000	32-52	.615	42	78	120	7.5	35	1	20	23	34	21	164	10.3
21	KITTS, Chloe	15-12	272:39	18.2	51-100	.510	1-1	1.000	15-23	.652	22	59	81	5.4	26	0	23	24	11	10	118	7.9
25	JOHNSON, Raven	16-15	423:29	26.5	47-117	.402	8-29	.276	16-25	.640	20	68	88	5.5	18	0	69	26	5	30	118	7.4
20	FEAGIN, Sania	16-2	235:42	14.7	44-71	.620	1-1	1.000	27-37	.730	17	34	51	3.2	32	0	19	15	11	4	116	7.3
5	JOHNSON, Tessa	16-0	258:33	16.2	30-67	.448	16-34	.471	12-14	.857	4	26	30	1.9	6	0	19	15	0	12	88	5.5
35	WALKER, Sakima	12-0	92:41	7.7	11-21	.524	0-0	.000	1-3	.333	7	8	15	1.3	12	1	2	7	6	3	23	1.9
24	JAH, Sahnya	6-0	37:57	6.3	4-11	.364	1-3	.333	2-4	.500	1	4	5	0.8	5	0	1	3	0	3	11	1.8
Team											25	29	54					3				
Total		16	3200		519-1057	.491	99-253	.391	211-300	.703	222	489	711	44.4	227	3	290	206	115	142	1348	84.3
Opponents		16	3200		342-1025	.334	82-320	.256	161-229	.703	207	348	555	34.7	269	6	162	250	56	105	927	57.9

Team Statistics

	USC	OPP
Scoring	1348	927
Points per game	84.3	57.9
Scoring margin	+26.3	-
Field goals-att	519-1057	342-1025
Field goal pct	.491	.334
3 point fg-att	99-253	82-320
3-point FG pct	.391	.256
3-pt FG made per game	6.2	5.1
Free throws-att	211-300	161-229
Free throw pct	.703	.703
F-Throws made per game	13.2	10.1
Rebounds	711	555
Rebounds per game	44.4	34.7
Rebounding margin	+9.8	-
Assists	290	162
Assists per game	18.1	10.1
Turnovers	206	250
Turnovers per game	12.9	15.6
Turnover margin	+2.8	-
Assist/turnover ratio	1.4	0.6
Steals	142	105
Steals per game	8.9	6.6
Blocks	115	56
Blocks per game	7.2	3.5
Winning streak	16	-
Home win streak	8	-
Attendance	135623	53258
Home games-Avg/Game	8-16953	8-6657
Neutral site-Avg/Game	-	0-0

Team Results

Date	Opponent		Score	Att.
01/04/2024	at Florida	W	89-66	4192
01/07/2024	Mississippi St.	W	85-66	15751
01/11/2024	at Missouri	W	81-57	4533
01/15/2024	Kentucky	W	98-36	15929
01/21/2024	at Texas A&M	W	99-64	5924
01/25/2024	at LSU	W	76-70	13205
01/28/2024	Vanderbilt	W	91-74	18000
02/01/2024	at Auburn	W	76-54	4814
02/04/2024	Ole Miss	W	85-56	18000
02/08/2024	Missouri	W	83-45	15236
02/15/2024	at Tennessee	W	66-55	11073
02/18/2024	Georgia	W	70-56	18478
02/22/2024	Alabama	W	72-44	16229
02/25/2024	at Kentucky	W	103-55	5626
02/29/2024	at Arkansas	W	98-61	3891
03/03/2024	Tennessee	W	76-68	18000



2023-24 South Carolina Women's Basketball Combined Team Statistics All games

Game Records

Record	Overall	Home	Away	Neutral
ALL GAMES	37-0	17-0	12-0	8-0
CONFERENCE	16-0	8-0	8-0	0-0
NON-CONFERENCE	21-0	9-0	4-0	8-0

Score by Periods

Team	1st	2nd	3rd	4th	OT	TOT
South Carolina	778	780	857	745	0	3160
Opponents	507	475	578	514	0	2074

Team Box Score

No.	Player	Total			3-Point		F-Throw		Rebounds				Other Stats									
		GP-GS	MIN	AVG	FG-FGA	FG%	3FG-3FGA	3FG%	FT-FTA	FT%	OFF	DEF	TOT	AVG	PF	DQ	A	TO	BLK	STL	PTS	AVG
10	CARDOSO, Kamilla	32-31	803:08	25.1	186-311	.598	1-1	1.000	86-127	.677	115	188	303	9.5	63	3	65	49	79	20	459	14.3
12	FULWILEY, MiLaysia	37-3	682:34	18.4	156-355	.439	46-134	.343	79-101	.782	24	83	107	2.9	80	1	78	62	27	63	437	11.8
0	PAOPOA, Te-Hina	36-36	990:56	27.5	142-310	.458	84-182	.462	25-29	.862	9	87	96	2.7	23	0	134	59	7	29	393	10.9
2	WATKINS, Ashlyn	37-9	766:52	20.7	147-268	.549	0-1	.000	54-97	.557	103	172	275	7.4	85	2	42	57	90	46	348	9.4
23	HALL, Bree	36-36	950:09	26.4	125-285	.439	49-128	.383	35-50	.700	30	78	108	3.0	43	0	54	40	19	20	334	9.3
21	KITTS, Chloe	36-30	671:50	18.7	131-242	.541	1-2	.500	61-88	.693	58	152	210	5.8	54	1	48	53	23	16	324	9.0
25	JOHNSON, Raven	36-34	997:13	27.7	119-260	.458	28-76	.368	29-47	.617	37	151	188	5.2	42	0	176	57	5	74	295	8.2
20	FEAGIN, Sania	37-3	557:27	15.1	102-186	.548	1-7	.143	43-63	.683	48	91	139	3.8	69	0	37	41	23	15	248	6.7
5	JOHNSON, Tessa	34-2	600:13	17.7	69-159	.434	32-75	.427	42-49	.857	11	46	57	1.7	22	0	39	31	3	23	212	6.2
24	JAH, Sahnya	16-0	146:15	9.1	21-58	.362	3-15	.200	4-12	.333	10	22	32	2.0	17	0	10	8	1	10	49	3.1
35	WALKER, Sakima	30-1	233:23	7.8	22-43	.512	0-0	.000	17-23	.739	13	26	39	1.3	26	1	3	15	12	8	61	2.0
Team											77	79	156					10				
Total		37	7400		1220-2477	.493	245-621	.395	475-686	.692	535	1175	1710	46.2	524	8	686	482	289	324	3160	85.4
Opponents		37	7400		762-2370	.322	204-758	.269	346-507	.682	465	790	1255	33.9	610	12	377	585	116	240	2074	56.1

Team Statistics

	USC	OPP
Scoring	3160	2074
Points per game	85.4	56.1
Scoring margin	+29.4	-
Field goals-att	1220-2477	762-2370
Field goal pct	.493	.322
3 point fg-att	245-621	204-758
3-point FG pct	.395	.269
3-pt FG made per game	6.6	5.5
Free throws-att	475-686	346-507
Free throw pct	.692	.682
F-Throws made per game	12.8	9.4
Rebounds	1710	1255
Rebounds per game	46.2	33.9
Rebounding margin	+12.3	-
Assists	686	377
Assists per game	18.5	10.2
Turnovers	482	585
Turnovers per game	13.0	15.8
Turnover margin	+2.8	-
Assist/turnover ratio	1.4	0.6
Steals	324	240
Steals per game	8.8	6.5
Blocks	289	116
Blocks per game	7.8	3.1
Winning streak	37	-
Home win streak	17	-
Attendance	273133	75096
Home games-Avg/Game	17-16067	12-6258
Neutral site-Avg/Game	-	8-9198

Team Results

Date	Opponent	Score	Att.
11/06/2023	vs Notre Dame	W 100-71	3203
11/12/2023	Maryland	W 114-76	16007
11/16/2023	Clemson	W 109-40	16820
11/20/2023	South Dakota St.	W 78-38	14799
11/24/2023	Mississippi Val.	W 101-19	14558
11/30/2023	at North Carolina	W 65-58	6319
12/03/2023	at Duke	W 77-61	5607
12/06/2023	Morgan St.	W 104-38	16181
12/10/2023	vs Utah	W 78-69	8428
12/16/2023	Presbyterian	W 99-29	15176
12/19/2023	at Bowling Green	W 93-62	4195
12/30/2023	at East Carolina	W 73-36	5717
01/04/2024	at Florida	W 89-66	4192
01/07/2024	Mississippi St.	W 85-66	15751
01/11/2024	at Missouri	W 81-57	4533
01/15/2024	Kentucky	W 98-36	15929
01/21/2024	at Texas A&M	W 99-64	5924
01/25/2024	at LSU	W 76-70	13205
01/28/2024	Vanderbilt	W 91-74	18000
02/01/2024	at Auburn	W 76-54	4814
02/04/2024	Ole Miss	W 85-56	18000
02/08/2024	Missouri	W 83-45	15236
02/11/2024	UConn	W 83-65	18167
02/15/2024	at Tennessee	W 66-55	11073
02/18/2024	Georgia	W 70-56	18478
02/22/2024	Alabama	W 72-44	16229
02/25/2024	at Kentucky	W 103-55	5626
02/29/2024	at Arkansas	W 98-61	3891
03/03/2024	Tennessee	W 76-68	18000
03/08/2024	vs Texas A&M	W 79-68	8841
03/09/2024	vs Tennessee	W 74-73	12784
03/10/2024	vs LSU	W 79-72	13163
03/22/2024	Presbyterian	W 91-39	11536
03/24/2024	North Carolina	W 88-41	14266
03/29/2024	vs Indiana	W 79-75	13597
03/31/2024	vs Oregon St.	W 70-58	13568
04/05/2024	vs NC State	W 78-59	0