

# << 2024-25 SOUTH CAROLINA MEN'S BASKETBALL >>

## 2024-25 SCHEDULE

OVERALL: 0-1 | SEC: 0-0

HOME: 0-1 | AWAY: 0-0 | NEUTRAL: 0-0 | NET:

### OCTOBER

30 -/- Wooster (exhibition) W, 86-60

### NOVEMBER

4 -/- North Florida L, 71-74  
8 -/- SC State 7 p.m. SECN+  
12 -/- Towson 7 p.m. SECN+  
16 #17/18 at Indiana 3 p.m. Peacock  
21 -/- vs. Mercer % (unbracketed game) 7 p.m. SECN+  
25 -/- vs. Xavier % 8:30 p.m. FS1  
27 -/- vs. Michigan/Virginia Tech % TBD FS1

### DECEMBER

3 -/- at Boston College ^ 7 p.m. ACCN  
7 -/- East Carolina 2 p.m. SECN+  
14 -/- USC Upstate 2 p.m. SECN+  
17 -/- Clemson \$ 7 p.m. SECN  
22 -/- Radford 2 p.m. SECN+  
30 -/- Presbyterian 7 p.m. SECN

### JANUARY

4 -/- at Mississippi State\* 2 p.m. SECN  
8 #2/2 Alabama\* 7 p.m. SECN  
11 #11/11 Auburn\* 1 p.m. SECN  
15 -/- at Vanderbilt\* 6 p.m. SECN  
18 -/- at Oklahoma\* TBD ESPN/2/U  
22 #21/21 Florida\* 7 p.m. SECN  
25 -/- Mississippi State\* 1 p.m. SECN  
29 -/- at Georgia\* 7 p.m. SECN

### FEBRUARY

1 #13/15 Texas A&M\* 8:30 p.m. SECN  
8 #23/23 at Kentucky\* 12 p.m. ESPN/2  
12 #24/25 Ole Miss\* 7 p.m. SECN  
15 #21/21 at Florida\* 8:30 p.m. SECN  
18 -/- at LSU\* 9 p.m. SECN  
22 #19/19 Texas\* 8:30 p.m. SECN  
25 -/- at Missouri\* 9 p.m. ESPN2/U

### MARCH

2 #16/16 Arkansas\* 1 p.m. SECN  
6 -/- Georgia\* 6 p.m. SECN  
9 #12/12 at Tennessee 2 p.m. SECN  
12-16 SEC Tournament & TBD  
20-21 -/- NCAA Tournament First Round = TBD  
22-23 -/- NCAA Tournament Second Round = TBD  
27-28 -/- Regional Semifinal - Sweet 16 # TBD  
29-30 -/- Regional Final - Elite 8 # TBD

### APRIL

5-7 -/- Final Four / TBA

All home games in **bold** | All times listed Eastern | **SECN+** - SEC Network + | **SECN** - SEC Network | **ACCN** - ACC Network | **FS1** - Fox Sports 1 | \* indicates SEC contest | ^ - SEC/ACC Challenge (Chestnut Hill, Mass.) | % - Fort Myers Tip-Off (Ft. Myers, Fla.) | \$ - Palmetto Series | & - SEC Tournament (Nashville, Tenn.) | = - NCAA Tournament First and Second Rounds (various sites) | # - NCAA Regionals (various sites) | / - Final Four (San Antonio, Texas) | \*\*rankings listed are at time of game

## PROBABLE GAMECOCK STARTERS (STATS SHOWN FROM 2023-24 SEASON)

#	Name	Ht.	Wt.	Cl.	Hometown	PPG	RPG	APG	Misc.
2	Jamarii Thomas	5-11	190	Tr.	Greensboro, N.C.	16.9	3.8	3.8	MEAC Player of the Year in lone season at Norfolk St. in 23-24
6	Zachary Davis	6-6	200	Jr.	Orangeburg, S.C.	5.9	3.6	1.3	Started final 16 games of 23-24 season; 43.2% FG
10	Myles Stute	6-6	210	Jr.	Orangeburg, S.C.	8.3	3.3	1.0	38.5% from 3 in 23-24; team 13-0 when he scored 10+
30	Collin-Murray Boyles	6-7	245	Fr.	Columbia, S.C.	10.4	5.9*	1.8	Preseason All-SEC; team-best 59% FG led team w/ 21 dunks
5	Nick Pringle	6-10	225	Gr.	Seabrook, S.C.	6.8	5.1	0.7	Helped Alabama to first ever Final Four in 2024

\* indicates team leader

## GAMECOCK MEN'S BASKETBALL



0-1, 0-0 SEC  
SOUTH CAROLINA

VS.



1-0, 0-0 MEAC  
SC STATE

## TIPOFF NOTABLES

> **A New Chapter** of Gamecock Men's Basketball is underway again this season with third-year head coach Lamont Paris at the helm. Paris, who has been a part of nine NCAA Division I Tournaments and 18 twenty-win seasons as a college head and assistant coach, was named the University of South Carolina's 33rd head coach by Director of Athletics Ray Tanner on Thursday, March 24, 2022.

> Paris, the 2024 SEC Coach of the Year and one of four finalists for the Naismith National Coach of the Year, helped engineer the greatest single-season turnaround in program history in 2023-24 as the team improved its win total by 15 games. The Gamecocks 26 wins in 2023-24 tied for the most single-season victories in program history with the 2016-17 Final Four team.

## ASSISTANT AD/COMMUNICATIONS & PR:

MICHAEL DeBATES // MDEBATES@MAILBOX.SC.EDU

CELL: 712-348-5863 // X: @MDEBATES

SOUTH CAROLINA MEN'S BASKETBALL

ON SOCIAL MEDIA:

#GAMECOCKS // #FOREVERTOTHEE

X AND INSTAGRAM: @GAMECOCKMBB

FACEBOOK: /GAMECOCKMBB

ON THE WEB: GAMECOCKSONLINE.COM

## GAME 2

**VENUE:** Colonial Life Arena

**BROADCAST:** SEC Network+

**PLAY-BY-PLAY:** Dave Weinstein

**ANALYST:** John Williams

**RADIO:** Gamecock Radio Network

**IN COLUMBIA:** 107.5 The Game

**PLAY-BY-PLAY:** Derek Scott

**ANALYST:** Casey Manning

**SIRIUSXM:** 383 | **SXM APP:** 973

**WATCH:** espn.com/watch

**LIVE STATS:** GamecocksOnline.com

**SERIES:** 21-0, SC leads

**HOME:** 21-0, SC leads

**SERIES TREND:** Teams first met on

Dec. 3, 1979; 7 of 22 games have been decided by single digits; average margin of victory 17.1 ppg

**LAST MEETING:** 79-77 win in opening game of Lamont Paris era (11/8/23)

## NUMBERS OF NOTE

**70** - South Carolina, who was 14-3 at home last season, allowed 70 or more points at Colonial Life Arena just twice (1-1 in those games) in 23-24.

**18** - The Gamecocks were one of 18 teams in the country with multiple top-10 victories last season.

**5** - Carolina was one of only 5 teams in the nation last season with a top-5 road win (Arizona, Clemson, James Madison & Washington State other four).

**25** - Carolina held 25 opponents below 70 points last season, which led the SEC and T-4th nationally.

**50.0%** - In games where the Gamecocks have shot 50.0 percent or higher the last two seasons, the team is 8-1 (8-0 in 2023-24).

**+15** - The Gamecocks 15-win turnaround in 2023-24 was the greatest single season turnaround in program history, surpassing the 11-win improvement from 2002-03 to 2003-04 under Dave Odom.

**8** - **EIGHT** South Carolina natives are on the roster this season, the most the team has had since **EIGHT** Palmetto State products were on the roster in Odom's first season in 2001-02.

## COMING UP NEXT

> Carolina welcomes in Towson (0-1) next Tuesday. The non-con matchup will tip at 7 p.m. (ET) on SEC Network+ with Dave Weinstein (ppx) and John Williams (analyst) on the call. The Gamecocks then hit the road for the first time this season with a trip to Assembly Hall on Nov. 16 to face No. 17/18 Indiana (1-0).



- Spent his freshman season at Missouri in 2023-24
- Played in 31 games for the Tigers, making 14 starts
- Averaged 2.3 points and 2.0 rebounds in 11.4 min
- Had his best game of the season at Ole Miss (Feb. 17, 2024) with 10 points (4-of-7 FGs) and five rebounds
- Four-star prospect and a top-150 player that was ranked No. 2 in the state of South Carolina
- Played five seasons at Chris Church Episcopal School with his father, John, serving as his coach
- Helped lead the Cavaliers to a pair of state titles in 2021 and 2023

Jordan Butler • F • SO • 7-0 • 240 • Mauldin, S.C. // MISSOURI

FAVORITE

	MIN	PTS	REB	AST	STL	BLK	FG%	3FG%	FT%
24-25	3.0	3.0	0.0	0.0	0.0	0.0	50.0	100	0.0
Career	10.7	2.0	1.8	0.1	0.3	0.8	40.0	19.2	50.0
Career Highs: 10 points, 5 rebounds, 2 assists, 2 steals, 3 blocks									



- Played in all 34 games with one start and was key reserve off the bench last season ; averaged 5.9 points, 1.9 assists and 1.8 rebounds in 22.9 mpg
- Team went 8-0 in games he scored in double figures in 23-24 season
- Scored a season-high 16 points in a comeback victory vs. No. 24/24 Florida (March 2, 2024) ; was 4-of-8 from downtown in the contest
- Averaged 7.3 points, 2.1 rebounds and 1.8 assists per game as a sophomore in 22-23
- Had career-high 18 points in road win at LSU (2/18/23) and at home vs. No. 2/2 Alabama (2/22/23)

Jacobi Wright • G • SR • 6-2 • 182 • Fort Mill, S.C. // LEGACY EARLY COLLEGE

FAVORITE

	MIN	PTS	REB	AST	STL	BLK	FG%	3FG%	FT%
24-25	27.7	12.0	2.0	6.0	0.0	0.0	75.0	0.0	0.0
Career	22.8	5.7	1.8	1.9	0.5	0.0	37.2	31.8	72.4
Career Highs: 18 points, 6 rebounds, 6 assists, 2 steals, 1 block									



- Became a key contributor and the team's best defender in second season in 2023-24, playing in 33 games while starting the final 17 contests
- Averaged 5.9 points, 3.6 rebounds, 1.3 assists and 0.7 steals in 23.0 minutes per game
- Scored in double figures a career-best six times in 23-24, five of which came in SEC games ; team was 8-1 when he scored nine or more points
- Shot 43.2 percent (70-of-162) from the floor, the third-best percentage on the team of the seven players who played 20.0 minutes or more per game

Zachary Davis • G • JR • 6-7 • 200 • Orangeburg, S.C. // DENMARK-OLAR

FAVORITE

	MIN	PTS	REB	AST	STL	BLK	FG%	3FG%	FT%
24-25	26.9	12.0	6.0	4.0	1.0	0.0	50.0	20.0	75.0
Career	18.8	4.3	3.0	1.8	0.7	0.2	42.0	22.3	67.1
Career Highs: 16 points, 9 rebounds, 4 assists, 3 steals, 2 blocks									



- In three seasons at the Division I level at Wofford and Alabama, has appeared in 85 games (16 starts) averaging 4.6 points and 3.7 rebounds in 11.8 minutes per game ; owns career field goal percentage of 68.0 percent (149-of-219)
- Averaged 6.8 points and 5.1 rebounds per game in helping Crimson Tide to first Final Four in school history in 2024
- Had 16 points and 11 rebounds in team's Elite Eight win over Clemson
- Led Alabama with a 62.3 field goal percentage (86-of-138) and 40 dunks in 2023-24

Nick Pringle • F • GR • 6-10 • 225 • Seabrook, S.C. // ALABAMA

FAVORITE

	MIN	PTS	REB	AST	STL	BLK	FG%	3FG%	FT%
24-25	21.9	3.0	9.0	1.0	0.0	3.0	0.0	0.0	37.5
Career	12.0	4.5	3.8	0.4	0.3	0.5	67.4	0.0	51.1
Career Highs: 19 points, 15 rebounds, 3 assists, 3 steals, 3 blocks									



- Averaged 16.9 points, 3.8 rebounds, 3.8 assists and 2.1 steals per game in one season at Norfolk State in 2023-24 ; was named MEAC Player of the Year and Newcomer of the Year while also being named to the MEAC All-Defensive Team
- Had 10 games with 20 or more points for the Spartans
- Had shooting splits of 40.4 percent from the floor, 38.0 percent from behind the arc and 80.9 percent at the charity stripe in 31.1 mpg in 23-24
- Spent two seasons at UNC-Wilmington from 2021-23 where he played in 59 games

Jamarri Thomas • G • SR • 5-11 • 190 • Greensboro, N.C. // NORFOLK STATE

FAVORITE

	MIN	PTS	REB	AST	STL	BLK	FG%	3FG%	FT%
24-25	33.3	12.0	4.0	2.0	2.0	0.0	50.0	0.0	100.
Career	20.1	9.1	2.5	1.8	2.3	0.1	38.9	35.4	79.2
Career Highs: 31 points, 7 rebounds, 9 assists, 5 steals, 1 block									



- Saw action in 27 games, making 17 starts in first season in Garnet & Black in 2023-24
- Averaged 8.3 points, 3.3 rebounds and 1.0 assists per game despite battling shoulder and knee injuries throughout the season
- Shot team-best 38.5 percent (45-of-117) from behind the arc in 23-24
- Had seven games with 3 or more made 3s and the team was 7-0 in those contests
- Has made 216 3s in 118 career games played (1.8 3FGs per game)

Myles Stute • G • SR • 6-6 • 210 • Washington, D.C. // VANDERBILT

FAVORITE

	MIN	PTS	REB	AST	STL	BLK	FG%	3FG%	FT%
24-25	16.6	6.0	0.0	0.0	0.0	0.0	40.0	50.0	0.0
Career	22.7	7.6	3.6	0.6	0.6	0.2	38.7	38.1	69.5
Career Highs: 22 points, 11 rebounds, 3 assists, 4 steals, 2 blocks									



- Redshirted initial collegiate season in 2023-24
- Was put on scholarship prior to the start of 2024 summer workouts
- Led his high school team, Whitnall, to 25-4 record and state championship game as a senior in 2022-23 after averaging 14.8 points, 6.4 rebounds and 4.3 assists per game
- Older brother Tyler starred at Kentucky (2018-19) and currently plays for the Miami Heat, where he was the 2022 NBA Sixth Man of the Year

Austin Herro • G • SR • 6-3 • 180 • Milwaukee, Wisc. // WHITNALL

FAVORITE

	MIN	PTS	REB	AST	STL	BLK	FG%	3FG%	FT%
24-25									
Career									
Career Highs:									



- Saw action in 30 games his initial season in Garnet & Black in 2023-24, averaging 2.2 points per contest in 10.2 minutes per game
- Team was 12-2 in games where he scored
- Had his first career game in double figures with 11 points in a blowout victory in the non-conference finale against Florida A&M (12/30/23) ; went 3-of-5 from distance
- Came off the bench and scored 10 vital points in just 11 minutes of action in a win vs. Missouri (1/27/24) ; was 3-for-3 from the floor, knocking down a pair of shots from behind the arc

Morris Ugusuk • G • 6-4 • 170 • Helsinki, Finland // DRIVE Academy

FAVORITE

	MIN	PTS	REB	AST	STL	BLK	FG%	3FG%	FT%
24-25	6.6	0.0	0.0	0.0	0.0	0.0	0.0	0.0	0.0
Career	10.1	2.2	0.6	0.5	0.2	0.1	33.8	29.2	77.8
Career Highs: 11 points, 4 rebounds, 5 assists, 2 steals, 1 block									





21

- Redshirted initial collegiate season in 2023-24
- Played at 4A Westwood High School in Blythe-wood where he scored over 1,000 points for his career
- All-region and all-state selection as a senior for the Redhawks after averaging 21.4 points, 5.5 rebounds and 2.2 assists per game
- As a junior at Westwood, averaged 18.5 points, 5.8 rebounds and 1.5 assists per contest

**Arden Conyers • G • RFR • 6-7 • 212 • Columbia, S.C. // WESTWOOD**

FAVORITE BASKETBALL PLAYER TO WATCH AND LEARN FROM IS KOBE BRYANT

	MIN	PTS	REB	AST	STL	BLK	FG%	3FG%	FT%
24-25	8.0	0.0	1.0	0.0	0.0	0.0	0.0	0.0	0.0
Career									
Career Highs:									




23

- Consensus four-star and the top player in the state by 247Sports and On3 ; ranked No. 47 overall player by 247Sports (No. 6 shooting guard) and No. 36 overall by On3 (No. 8 shooting guard)
- Two-time South Carolina Gatorade Player of the Year and concluded his prep days as the school record-holder for career points (2,475) at Lexington High School, leading the Wildcats to a 28-2 record as a senior and the 5A state title
- Averaged 22.0 points, 6.4 rebounds, 3.3 steals and 2.5 assists per game in senior season

**Cam Scott • G • FR • 6-6 • 171 • Lexington, S.C. // LEXINGTON**

TWO-TIME SOUTH CAROLINA GATORADE PLAYER OF THE YEAR ; TOP-50 PROSPECT OUT OF HS

	MIN	PTS	REB	AST	STL	BLK	FG%	3FG%	FT%
24-25	20.8	6.0	4.0	1.0	0.0	0.0	50.0	50.0	33.3
Career									
Career Highs:									




30

- Saw action in 28 games, starting the final 19 for in 23-24; averaged 10.4 ppg, 5.7 rpg (led team), 1.8 apg, 1.0 bpg and 1.0 spg
- Scored in double figures 13 times and led the team with a pair of double-doubles
- Shot 59.7 percent (117-196) from the floor to lead the team and also had a team-high 21 dunks
- Had breakout game with 31 points on 14-of-17 (82.4 percent) shooting in a double-digit win vs. Vanderbilt (2/10/24) ; became the first SEC freshman since Bobby Portis of Arkansas in 2014 to record 30 or more points with 13 or more made field goals while shooting above 80.0%

**Collin Murray-Boyles • F • SO • 6-8 • 245 • Columbia, S.C. // WASATCH ACADEMY**

PRESEASON ALL-SEC AND NAMED TO SEC ALL-FRESHMAN TEAM LAST SEASON

	MIN	PTS	REB	AST	STL	BLK	FG%	3FG%	FT%
24-25	31.1	15.0	7.0	1.0	2.0	4.0	40.0	0.0	50.0
Career	23.0	10.6	5.7	1.7	1.1	1.1	58.3	0.0	65.6
Career Highs:									



31

- Played in 17 games averaging 2.5 points and 2.9 rebounds in 9.7 minutes per game in 23-24
- Had career-high 10 points, seven rebounds and two assists in non-conference finale victory over Florida A&M (12/30/23)
- Appeared in 31 games, making 14 starts in first season in Garnet & Black in 22-23 ; averaged 1.9 points, 3.1 rebounds and 1.1 assists per game
- Played three seasons at Illinois (2019-22) where he earned his undergraduate degree

**Benjamin Bosmans-Verdonk • F • GR • 6-9 • 240 • Lommel, Belgium // ILLINOIS**

THIRD-YEAR LAW SCHOOL STUDENT AND ONE OF THE ONLY ACTIVE D1 PLAYERS IN LAW SCHOOL

	MIN	PTS	REB	AST	STL	BLK	FG%	3FG%	FT%
24-25	4.2	2.0	1.0	0.0	0.0	1.0	33.3	0.0	0.0
Career	9.9	1.7	2.3	0.7	0.3	0.1	45.3	0.0	53.3
Career Highs:									







COACH OF THE YEAR

LAMONT PARIS





# 2024-25 SOUTH CAROLINA BASKETBALL TV/RADIO ROSTER



#0 JORDAN BUTLER



#1 JACOBI WRIGHT



#2 ZACHARY DAVIS



#4 WESTON COGGESHALL



#5 NICK PRINGLE



#6 JAMARII THOMAS



#10 MYLES STUTE



#13 AUSTIN HERRO



#14 LANCE PIPER



#15 MORRIS UGUSUK



#21 ARDEN CONYERS



#23 CAM SCOTT



#30 COLLIN MURRAY-BOYLES



#31 BENJAMIN BOSMANS-VERDONK



LAMONT PARIS



TANNER BRONSON



WILL BAILEY



EDDIE SHANNON



DAVID MCKINLEY



## A SEASON TO REMEMBER IN 2023-24...

**25 regular season wins** - the most in program history

**26 total wins** - tied for the most in a single seasons in program history with the 2016-17 Final Four Team

**13 SEC wins** - the second most in program history

**7 SEC road wins** - tied with the 1996-97 team for the most in program history

**+15 in the win column** - the greatest single season turnaround in program history, surpassing the 11-win improvement under Dave Odom from 2002-03 to 2003-04

**12-4 record away from home** - tied for the second-best record in Power Six in true road/neutral site games with Houston & Purdue

**3-4 record against ranked teams** - Gamecocks were 3-17 combined the previous seasons against top-25 opponents

**ONE of FIVE teams** in the nation with a top-five, true road win

**ONE of 18 teams** in the nation with multiple top-10 wins

**ONE of FOUR teams** in the SEC to rank in the top-50 of adj. efficiency on both offense and defense via KenPom

**25 opponents held below 70 points** - 1-4th best mark in the country

**Allowed just 67.0 ppg** - the best scoring defense in the SEC

**Seven-game win streak in SEC play** - the longest SEC win streak in program history since the 1996-97 SEC Champion Gamecocks started league play 11-0

**274 made 3s** - most in program history

**344 turnovers** - third fewest in program history

## INTERVIEW POLICIES

In general, ALL interview requests must be made in advance to Assistant AD Michael DeBates in the South Carolina Athletics Communications and Public Relations Office.

All interviews are to be coordinated through the Communications and Public Relations Office. This allows the staff to arrange the interview when it best suits the student-athlete's and the reporter's schedules. Please contact the Communications and Public Relations Office in advance to make your interview requests. Media are not permitted to contact student-athletes on their own at any time. All interviews will take place at the designated media interview site for that day as listed in the weekly availability schedule.

Dormitory, apartment and cell phone numbers for student-athletes will not be provided to the media. Should you need to conduct a telephone interview with a student-athlete, a call will be placed to you from the student-athlete at a mutually agreeable time.

### SOUTH CAROLINA ATHLETICS COMMUNICATIONS & PR

Michael DeBates, primary contact

Assistant AD

cell: 712-348-5863

e-mail: mdebates@mailbox.sc.edu

X: @mdebates

### SOUTH CAROLINA MEN'S BASKETBALL ONLINE

Website: [www.GamecocksOnline.com/sports/mens-basketball](http://www.GamecocksOnline.com/sports/mens-basketball)

Facebook: [www.facebook.com/GamecockMBB](https://www.facebook.com/GamecockMBB)

X: @GamecockMBB

Instagram: @GamecockMBB

## NOTABLE NUMBERS

**8**

> This year's South Carolina roster features eight players from the Palmetto State. It's the most in-state players on the roster since Dave Odom's first season in 2001-02 (also had eight).

**7**

> Lamont Paris was a part of the Wisconsin coaching staff that made seven straight appearances in the NCAA Tournament. Included in that stretch was a National Championship Game appearance (2015), Final Four (2014) and four Sweet 16s (2011-12, 2016-17).

**54**

> The Gamecocks return 54 starts from last year's NCAA Tournament team: Collin Murray-Boyles (19), Zachary Davis (17), Myles Stute (17) and Jacobi Wright (1).

**25**

> South Carolina had 25 fastbreak points on opening night against UNF. The team had double-digit fastbreak points just five times during the 2023-24 season with a season-high 14 vs. VMI on Nov. 13, 2023.

## A SOUTH CAROLINA WIN WOULD ...

- Would be the first at Colonial Life Arena since an 82-76 comeback victory over Florida in the final Saturday home game of the 2023-24 season on March 2, 2024
- Improve the Gamecocks to 23-0 all-time against the Bulldogs
- Improve Lamont Paris to 2-0 against SC State all-time

### MURRAY-BOYLES PRESEASON ALL-SEC

> Rising sophomore Collin Murray-Boyles was tabbed a Third Team Preseason All-SEC selection by both the media and the league's head coaches. He's the first Gamecock to earn preseason All-SEC recognition since AJ Lawson in 2020-21 when he was selected to the second team. Murray-Boyles is coming off a solid freshman campaign in which he saw action in 28 games, starting the final 19 for the Gamecocks. He averaged 10.4 points, 5.7 rebounds (led team), 1.8 assists, 1.0 blocks and 1.0 steals per game en route to earning SEC All-Freshman honors. He shined down the stretch in league play a season ago, highlighted by a 31-point outing in a double-digit win over Vanderbilt (2/10/24) and a 24-point performance against Arkansas (3/14/24) in the second of round of the SEC Tournament that helped Carolina to its first win in the conference tournament since 2018. He shot 59.7 percent (117-196) from the floor to lead the team and also had a team-high 21 dunks. Murray-Boyles scored in double-figures in 10 of the team's final 13 games last season.

### WOOSTER WIN

> South Carolina defeated Wooster, 86-60, in an exhibition at Colonial Life Arena on Wednesday, Oct. 30, in a matchup against head coach Lamont Paris' alma mater. Sophomore forward Collin Murray-Boyles led the way with 19 points and 11 rebounds for Carolina. Redshirt freshman Arden Conyers and true freshman Cam Scott, both local products, provided key sparks for the Gamecocks off the bench tonight with 16 points each. Conyers was 6-of-7 from the floor and 4-of-5 from downtown and scored buckets on three consecutive possessions at a key point in the second half. Scott was 3-for-4 from downtown. Senior Jacobi Wright added 10 points and a team-high five assists off the bench.

### ORDER ON THE COURT

> The Honorable L. Casey Manning enters his 32nd season as an analyst for men's basketball games on the Gamecock Radio Network. He joined the broadcast team for the 1993-94 season and worked alongside legendary South Carolina play-by-play man Bob Fulton. Manning has worked alongside current play-by-play man Derek Scott since 2016-17. The Gamecocks advanced to the school's first ever Final Four their first year working together. Manning, a Dillon, S.C. native, played for the Gamecocks from 1970-73 and made history as the first African-American scholarship player in program history. He graduated from the South Carolina School of Law in 1977 and has served as Circuit Court Judge for the Fifth Judicial Court since 1994. Manning retired on Dec. 31, 2022.

> On Dec. 8, 2022, at a retirement function at the USC Alumni Center, Manning received the Order of the Palmetto from Gov. Henry McMaster, the highest civilian honor granted in the state of South Carolina.

> Two streets were also named after him, one in downtown Columbia near the courthouse he worked in and the other in his hometown of Dillon, S.C.

> On May 7, 2022, Manning received an honorary doctor of laws degree from the Board of Trustees at commencement. It is the highest degree you can receive from the university.

> He joins Dave Kellum (35th season as Ole Miss ppx) as the only members of the 30-year club on radio broadcast in the SEC.

### BY THE NUMBERS

**9** - The SEC leads the nation with NINE teams ranked in the Associated Press Preseason Top-25 poll. The Gamecocks will face 10 of those opponents during league action in addition to a non-conference road matchup at No. 17/18 Indiana on Nov. 16 at Assembly Hall. Xavier, who Carolina will face in its opening game of the Fort Myers Tip-Off on Nov. 25, sits just outside of the top-25 to begin the season.



## CAROLINA BENCH PRODUCTION

GAME	SC-OPP	DIFF.	BENCH SCORER
North Florida	23-30	-7	J. Wright, 12
SC State			
Towson			
at Indiana			
Mercer			
vs. Xavier			
vs. Michigan/VT			
at Boston College			
East Carolina			
USC Upstate			
Clemson			
Radford			
Presbyterian			
at Miss. State			
Alabama			
Auburn			
at Vanderbilt			
at Oklahoma			
Florida			
Miss. State			
at Georgia			
Texas A&M			
at Kentucky			
Ole Miss			
at Florida			
at LSU			
Texas			
at Mizzou			
Arkansas			
Georgia			
Tennessee			

## CAROLINA SPECIALTY STATS

(PP) points in paint; (OT) points off turnovers; (2nd) second chance points; (FB) fast break points

(South Carolina-Opponent)

GAME	PP	OT	2ND	FB
North Florida	38-34	15-9	7-12	25-12
SC State				
Towson				
at Indiana				
Mercer				
vs. Xavier				
vs. Michigan/VT				
at Boston College				
East Carolina				
USC Upstate				
Clemson				
Radford				
Presbyterian				
at Miss. State				
Alabama				
Auburn				
at Vanderbilt				
at Oklahoma				
Florida				
Miss. State				
at Georgia				
Texas A&M				
at Kentucky				
Ole Miss				
at Florida				
at LSU				
Texas				
at Mizzou				
Arkansas				
Georgia				
Tennessee				
<b>SC Total</b>				
<b>SC Average</b>				
<b>Opp Total</b>				
<b>Opp Average</b>				



## SOUTHEASTERN CONFERENCE STANDINGS

Thru games played Wednesday, Nov. 6, 2024

Team	Conference	Overall
#2/2 Alabama		1-0
#16/16 Arkansas		1-0
#11/11 Auburn		1-0
#21/21 Florida		1-0
Georgia		1-0
#23/23 Kentucky		1-0
LSU		1-0
#24/25 Ole Miss		1-0
Mississippi State		1-0
Oklahoma		1-0
#12/12 Tennessee		1-0
Vanderbilt		1-0
Missouri		0-1
South Carolina		0-1
#19/19 Texas		0-1
#13/15 Texas A&M		0-1

## SCORES AND SCHEDULE IN THE SEC

### Monday, November 4

at #23 Kentucky 103, Wright St. 62  
**North Florida 74, at South Carolina 71**  
 at #12 Tennessee 80, Gardner-Webb 64  
 at UCF 64, #13 Texas A&M 61  
 at Georgia 83, Tennessee Tech 78  
 at Mississippi State 95, West Georgia 60  
 at Vanderbilt 102, UMES 63  
 at Memphis 83, Missouri 75  
 at #24 Ole Miss 90, LIU 60  
 #21 Florida 98, South Fla. 83  
 at #2 Alabama 110, UNC Asheville 54  
 at Oklahoma 93, Lindenwood 60  
*Hall of Fame Series Las Vegas Opening Night (Las Vegas, NV)*  
 Ohio St. 80, #19 Texas 72

### Wednesday, November 6

at #16 Arkansas 76, Lipscomb 60  
 at #11 Auburn 94, Vermont 43  
 at LSU 95, ULM 60

### Thursday, November 7

Jacksonville at #21 Florida SECN+ 8:00p

### Friday, November 8

Grambling at #24 Ole Miss SECN 7:00p  
**SC State at South Carolina SECN+ 7:00p**  
 Georgia St. at Mississippi State SECN+ 7:30p  
 Howard at Missouri SECN+ 8:00p  
 Houston Christian at #19 Texas SECN+ 8:00p  
 A&M-Commerce at #13 Texas A&M SECN+ 8:00p  
 Arkansas St. at #2 Alabama SECN+ 8:00p

All times listed Eastern Time

## ASSOCIATED PRESS POLL

### PRESEASON

RK	TEAM	REC	PTS	TREND
1	Kansas (30)	0-0	1449	-
2	Alabama (14)	0-0	1428	-
3	UConn (11)	0-0	1345	-
4	Houston (4)	0-0	1343	-
5	Iowa State	0-0	1177	-
6	Gonzaga (1)	0-0	1157	-
7	Duke	0-0	1154	-
8	Baylor	0-0	1109	-
9	North Carolina	0-0	1037	-
10	Arizona	0-0	905	-
11	Auburn	0-0	901	-
12	Tennessee	0-0	775	-
13	Texas A&M	0-0	737	-
14	Purdue	0-0	678	-
15	Creighton	0-0	631	-
16	Arkansas	0-0	625	-
17	Indiana	0-0	492	-
18	Marquette	0-0	484	-
19	Texas	0-0	332	-
20	Cincinnati	0-0	271	-
21	Florida	0-0	249	-
22	UCLA	0-0	210	-
23	Kentucky	0-0	191	-
24	Ole Miss	0-0	132	-
25	Rutgers	0-0	102	-

Others receiving votes: Illinois 92, St. John's 91, Xavier 73, Texas Tech 58, Wake Forest 37, Kansas State 30, Ohio State 29, Michigan State 29, Michigan 19, BYU 14, Oregon 12, Miami 11, McNeese 11, Providence 9, Clemson 9, Saint Louis 9, Boise State 9, VCU 6, Mississippi State 6, Saint Mary's 5, Wisconsin 4, Louisville 4, UAB 4, Grand Canyon 3, Little Rock 3, Princeton 2, San Diego State 2, Arizona State 2, High Point 1, Maryland 1

## COACHES POLL TOP 25

### PRESEASON

RK	TEAM	REC	PTS	TREND
1	Kansas (15)	0-0	743	-
2	Alabama (6)	0-0	718	-
3	UConn (6)	0-0	717	-
4	Houston (4)	0-0	698	-
5	Duke	0-0	625	-
6	Iowa State	0-0	591	-
7	Gonzaga	0-0	575	-
8	Baylor	0-0	545	-
9	Arizona	0-0	510	-
10	North Carolina	0-0	498	-
11	Auburn	0-0	465	-
12	Tennessee	0-0	437	-
13	Purdue	0-0	390	-
14	Creighton	0-0	342	-
15	Texas A&M	0-0	332	-
16	Arkansas	0-0	272	-
17	Marquette	0-0	268	-
18	Indiana	0-0	208	-
19	Texas	0-0	166	-
20	Cincinnati	0-0	163	-
21	Florida	0-0	130	-
22	UCLA	0-0	123	-
23	Kentucky	0-0	95	-
24	Illinois	0-0	87	-
25	Ole Miss	0-0	66	-

Others receiving votes: Texas Tech 60, Rutgers 57, St. John's 42, Xavier 26, Michigan State 25, Oregon 16, BYU 16, Kansas State 11, Saint Mary's 9, Boise State 9, Clemson 8, Dayton 7, Ohio State 7, Maryland 4, Grand Canyon 3, Mississippi State 2, Virginia 2, Princeton 2, Wake Forest 2, San Diego State 2, Wisconsin 1



## SERIES BREAKDOWN

> South Carolina leads the all-time series with SC State 22-0 with every matchup taking place on the Gamecocks' home floor.

> Chuck Eidson (25 points, 10 rebounds, 10 assists) had the first triple-double in school history vs. SC State on Nov. 29, 2002 at Colonial Life Arena, just the second game ever in the building for the program. It was an 82-65 victory for the Gamecocks.

## SC ALL-TIME RECORD VS. SC STATE

**H: 22-0 ; A: 0-0 ; N: 0-0**

Last 10 games in the series...

D. 18, 2001	H	69-50	W
N. 29, 2002	H	82-65	W
D. 22, 2004	H	68-65	W (OT)
N. 10, 2006	H	55-52	W
J. 4, 2011	H	91-56	W
J. 3, 2012	H	79-51	W
J. 5, 2013	H	80-69	W
J. 3, 2014	H	82-75	W
N. 18, 2016	H	92-50	W
N. 8, 2022	H	79-77	W



2024 MEAC Player of the Year Jamaril Thomas joins South Carolina for his final season of collegiate eligibility in 2024-25. In his lone season at Norfolk State in 2023-24, averaged 16.9 points, 3.8 rebounds, 3.8 assists and 2.1 steals per game. He had 10 games with 20 or more points for the Spartans.

## NOTABLE NUMBERS

**#67 KENPOM**

South Carolina opened the season No. 67 in the preseason KenPom rankings. The Gamecocks will have plenty of resume opportunities this season with 17 games against teams ranked in the top-50 of KenPom entering 24-25.

**238**

The Gamecocks' 2024-25 roster features a total of 238 collegiate starts with four players (Myles Stute, Jacobi Wright, Zachary Davis and Nick Pringle) that have played two or more years in the South-eastern Conference.

**2,475 POINTS**

Four-star freshman Cam Scott, a local product from Lexington High School, scored 2,475 career points and finished his prep career as the program's all-time leading scorer. He averaged 22.0 ppg, 6.4 rpg, 3.3 spg and 2.5 apg his senior season.

**12** - The SEC also leads the nation with **12** teams ranked in the top-50 of KenPom's pre-season rankings.

**10** - Head coach Lamont Paris has been a part of **10** NCAA Tournament teams as a Division I assistant/head coach.

**18** - He has been a part of **18**, 20-win seasons as a college head and assistant coach.

**.696** - In his 17 seasons as a collegiate assistant coach, teams associated with Paris were 497-217 (**.696**) with five conference titles and 12 NCAA Tournament appearances, reaching two Final Fours.

**1998** - The team finished the 2023-24 season ranked No. 25 in the final AP Poll for the first time since being ranked No. 14 in the final AP Poll of **1998**.

**59.7%** - Collin-Murray Boyles' field-goal percentage of **59.7%** last season as a freshman was the fourth-highest for a single-season in program history and the highest by a freshman in Gamecock history (min. 30 FGs). He was 117-of-196 from the floor in 28 games played.

**274** - The Gamecocks made **274** 3s last season, a new single-season program record.

**344** - The team had just **344** turnovers last season, the fourth-fewest all-time for a single season at Carolina.

**25** - Carolina held **25** opponents to less than 70 points last season, which T-4th nationally and led the SEC.

**8-0** - The Gamecocks were **8-0** in 2023-24 when shooting 50.0% or better from the floor.

**1997** - The Gamecocks picked up the program's first top-five road win since **1997** on Jan. 30, 2024 last season with a 63-59 victory over No. 5/5 Tennessee. The previous top-five road win was a 72-66 win at No. 3 Kentucky on March 2, 1997.

**59** - The **59** points scored by Tennessee in the game on its home floor was a season-low for the Vols. It was also the first home loss of the season for UT, snapping a 13-game home winning streak.



## KEY STAT



Lamont Paris' teams are 39-4 when scoring 80 or more points dating back to his first season as head coach at Chattanooga (2017-18). He's 7-0 at South Carolina when his team scores 80 or more.



## ROSTER BREAKDOWN

### Returning Letterwinners (6)

#1 Jacobi Wright  
#2 Zachary Davis  
#10 Myles Stute  
#15 Morris Ugusuk  
#30 Collin Murray-Boyles  
#31 Benjamin Bosmans-Verdonk

### Guards (11)

#1 Jacobi Wright  
#2 Zachary Davis  
#4 Weston Coggeshall  
#6 Jamarii Thomas  
#10 Myles Stute  
#13 Austin Herro  
#14 Lance Piper  
#15 Morris Ugusuk  
#21 Arden Conyers  
#23 Cam Scott

### Forwards (5)

#0 Jordan Butler  
#5 Nick Pringle  
#30 Collin Murray-Boyles  
#31 Benjamin Bosmans-Verdonk

### By Height

#6 Jamarii Thomas (5-11)  
#4 Weston Coggeshall (6-2)  
#1 Jacobi Wright (6-2)  
#13 Austin Herro (6-3)  
#15 Morris Ugusuk (6-4)  
#4 Lance Piper (6-5)  
#23 Cam Scott (6-6)  
#10 Myles Stute (6-6)  
#12 Zachary Davis (6-7)  
#21 Arden Conyers (6-7)  
#30 Collin-Murray Boyles (6-8)  
#31 Benjamin Bosmans-Verdonk (6-9)  
#5 Nick Pringle (6-10)  
#0 Jordan Butler (7-0)

## 2024-25 SOUTH CAROLINA MEN'S BASKETBALL ROSTER

### Alphabetical Roster

No.	Name	Pos.	Ht.	Wt.	Cl.	Exp.	Hometown // Last School
31	Benjamin Bosmans-Verdonk	F	6-9	240	GR	2L	Lommel, Belgium // Illinois
0	Jordan Butler	F	7-0	240	SO	TR	Greenville, S.C. // Missouri
4	Weston Coggeshall	G	6-2	180	FR	HS	Charleston, S.C. // Philip Simmons
21	Arden Conyers	G	6-7	204	FR	HS	Columbia, S.C. // Westwood (Blythewood, S.C.)
12	Zachary Davis	G	6-7	194	SO	1L	Orangeburg, S.C. // Denmark-Olar
13	Austin Herro	G	6-3	180	FR	RS	Milwaukee, Wisc. // Whitnall (Greenfield, Wisc.)
30	Collin Murray-Boyles	F	6-8	245	SO	1L	Columbia, S.C. // Wasatch Academy (Mt Pleasant, Utah)
14	Lance Piper	G	6-5	180	FR	HS	Holtsville, N.Y. // Phelps School (Malvern, Pa.)
5	Nick Pringle	F	6-10	225	GR	TR	Seabrook, S.C. // Alabama
23	Cam Scott	G	6-6	171	FR	HS	Lexington, S.C. // Lexington
10	Myles Stute	G	6-6	210	SR	1L	Washington, D.C. // Vanderbilt
6	Jamarii Thomas	G	5-11	190	SR	TR	Greensboro, N.C. // Norfolk State
15	Morris Ugusuk	G	6-4	170	SO	1L	Helsinki, Finland // DRIVE Basketball Academy (Finland)
1	Jacobi Wright	G	6-2	190	SR	3L	Fort Mill, S.C. // Legacy Early College (Greenville, S.C.)

### Numerical Roster

No.	Name	Pos.	Ht.	Wt.	Cl.	Exp.	Hometown // Last School
0	Jordan Butler	F	7-0	240	SO	TR	Greenville, S.C. // Missouri
1	Jacobi Wright	G	6-2	190	SR	3L	Fort Mill, S.C. // Legacy Early College (Greenville, S.C.)
2	Zachary Davis	G	6-7	200	JR	2L	Orangeburg, S.C. // Denmark-Olar
4	Weston Coggeshall	G	6-2	180	FR	HS	Charleston, S.C. // Philip Simmons
5	Nick Pringle	F	6-10	225	GR	TR	Seabrook, S.C. // Alabama
6	Jamarii Thomas	G	5-11	190	SR	TR	Greensboro, N.C. // Norfolk State
10	Myles Stute	G	6-6	210	SR	1L	Washington, D.C. // Vanderbilt
13	Austin Herro	G	6-3	180	FR	RS	Milwaukee, Wisc. // Whitnall (Greenfield, Wisc.)
14	Lance Piper	G	6-5	180	FR	HS	Holtsville, N.Y. // Phelps School (Malvern, Pa.)
15	Morris Ugusuk	G	6-4	170	SO	1L	Helsinki, Finland // DRIVE Basketball Academy (Finland)
21	Arden Conyers	G	6-7	212	FR	RS	Columbia, S.C. // Westwood (Blythewood, S.C.)
23	Cam Scott	G	6-6	171	FR	HS	Lexington, S.C. // Lexington
30	Collin Murray-Boyles	F	6-8	245	SO	1L	Columbia, S.C. // Wasatch Academy (Mt Pleasant, Utah)
31	Benjamin Bosmans-Verdonk	F	6-9	240	GR	2L	Lommel, Belgium // Illinois

**Head Coach:** Lamont Paris (Wooster, '96 ; Indiana State '00)

**Assistant Coach:** Tanner Bronson (Wisconsin, '08)

**Assistant Coach:** Eddie Shannon (Florida, '99)

**Assistant Coach:** Will Bailey (UAB, '97)

**Assistant Coach:** David McKinley (Ohio, '13)

**Special Assistant to the Head Coach:** Carey Rich (South Carolina, '95)

**Director of Basketball Operations:** Colby Arendale (Chattanooga, '18)

**Director of Video Services:** Roman DiPasquale (Wisconsin, '11)

**Strength & Conditioning Coach:** Scott Greenawalt (Muskingum College, '98)

**Athletic Trainer:** Mark Rodger (Buffalo, '01)

**Assistant AD/Athletics Communications and Public Relations:** Michael DeBates (Iowa State, '14)

**Director of Academics:** Kaitlyn McCanna-Doty (Texas Lutheran, '11)

**Creative Media Producer:** Sam Straker (Ohio Northern, '22)

**Chief Development Officer/Sport Admin:** Tyson Lusk (North Carolina, '09 ; Georgetown, '17)

**Special Assistant to the Athletics Director/Sport Admin:** Charles Waddell (North Carolina, '75)

## TOP RETURNING

Scorer.....Murray-Boyles, 10.4 ppg  
Rebounder.....Murray-Boyles, 5.7 rpg  
Assist Maker.....Wright, 1.9 apg  
FG Shooter \* ..... Murray-Boyles, 59.7%  
3-Point FG Shooter \$ .....Stute, 38.5%  
FT Shooter \$ .....Wright, 71.4%  
Shot Blocker..... Murray-Boyles, 1.0 bpg  
Steal Maker.....Murray-Boyles, 1.0 spg

\* at least 75 attempts

\$ at least 20 attempts

## PRONUNCIATION GUIDE

#4 Weston Cogg-eh-SHALL

#10 Myles STEW-tee

#15 Morris OO-GUH-suk

#30 Collin murray-BOY-ulz

#31 Benjamin BOSE-mans-ver-DONK





HEAD COACH LAMONT PARIS

HEAD COACH | EIGHTH SEASON OVERALL | 124-102 (.549) | THIRD SEASON AT SOUTH CAROLINA | 37-30 (.552)

THE PARIS FILE

COACHING

Experience  
28th year

College Head Coach Experience  
8th season

Hire Date At Carolina  
Thursday, March 24, 2022

PERSONAL

Hometown  
Findlay, Ohio

Alma Mater  
Wooster, 1996 (Bachelors - Economics)  
Indiana State, 2000 (Masters - Rec. & Sport Mgmt.)

COACHING RESUME

College Assistant Coach  
Wooster, 1997-98  
DePauw, 1998-99  
IUP, 2000-04  
Akron, 2004-10  
Wisconsin, 2010-17  
College Head Coach  
Chattanooga, 2017-22  
South Carolina, 2022-present

Lamont Paris, who has been a part of nine NCAA Division I Tournaments and 18 twenty-win seasons as a college head and assistant coach, was named the University of South Carolina's 33rd head coach by Director of Athletics Ray Tanner on Thursday, March 24, 2022.

Paris, 49, is the first African-American head coach in the history of the Gamecock men's basketball program. The 2024 SEC Coach of the Year enters his third season leading the program in 2024-25.

In year two (2023-24), Paris and his staff helped orchestrate the greatest single-season turnaround in program history as South Carolina went 26-8 and returned to the NCAA Tournament for the first time since 2017. The 26 victories tied the 2016-17 Final Four team for the most single-season wins in program history. Carolina's 15-win improvement was tied for the second-best mark in the nation. The team's 25 regular season wins were a new program record. The Gamecocks went 13-5 in SEC play, good for a T-2nd finish in the league. The 13 SEC wins tied the 1997 SEC title team for the most SEC wins in program history (Carolina joined the league in 1991-92). Paris was named SEC Coach of the Year by the league's coaches and the AP (first coach in program history to be named SEC Coach of the Year by the media). He was one of four finalists for the 2024 Naismith National Coach of the Year and the Ben Jobe Award.

The Gamecocks won seven SEC games on the road in 2023-24, tying the 1996-97 team for the most SEC victories away from home in a single season. Carolina finished the year with a 12-5 record in true road and neutral site games. The Gamecocks were one of just 18 teams in the country with multiple top-10 wins and one of five teams in the nation with a top-five true road win. Carolina had a seven-game SEC win streak, which included beating No. 6/6 Kentucky 79-62 at home on Jan. 23 and No. 5/5 Tennessee, 63-59, in Knoxville on Jan. 30. Per Elias Sports Bureau, it was the first time the Gamecocks had defeated a pair of top-10 teams in a three-game stretch since 1968. Carolina's win over the Vols was the team's first AP Top-Five road victory since defeating No. 3 Kentucky, 72-66, on March 2, 1997. The Gamecocks returned to the top-25 for the first time since 2017 back in Week 14 on Feb. 5 and remained there the last seven weeks of the season. The team finished the year ranked No. 23 in the final USA Today Coaches Poll and No. 25 in the final AP Top-25, marking the first time Carolina was ranked in the final AP poll since 1998. The Gamecocks were ranked as high as No. 11 in both major polls.

Carolina allowed just 66.4 points per game during the regular season in 2023-24, which led the SEC. The Gamecocks held 25 opponents below 70 points, which T-7th best mark in the nation. Carolina was one of just four teams in the SEC to rank in the top-50 of adjusted efficiency on offense and defense via KenPom.

In his first season (2022-23), South Carolina had an overhauled roster with eight new players, including just 14.9 percent of the team's scoring and 18.4 percent of the minutes played returning from the season prior. The Gamecocks defeated Clemson at home, 60-58, for the first time since Dec. 19, 2014. Chico Carter Jr. hit the game-winning bucket with 0.9 seconds remaining. Paris became the first Gamecock head coach since Dave Odom in 2001 to defeat the in-state Tigers in his first season. The conference slate was highlighted by road wins at Kentucky, at Ole Miss and at LSU. The Gamecocks wire-to-wire victory at Rupp Arena on Jan. 10 was the team's first there since 2009 and just the program's third all-time win in Lexington since joining the SEC (1992). Ohio State transfer Meechie Johnson made six 3s and scored a career-high 26 points to lead the Gamecocks. Paris joined Eddie Fogler (1997) and Darrin Horn (2009) as the only Gamecock head coaches all-time to win in the historic building.

Paris came to Carolina after five seasons as the head coach at University of Tennessee at Chattanooga, coaching the Mocs to an 87-72 overall record (.547), including a 65-29 mark his last three seasons.

In his 17 seasons as a collegiate assistant coach prior to becoming head coach at Chattanooga, teams associated with Paris were 497-217 (.696) with five conference titles and 12 NCAA Tournament appearances (Division I and II), reaching two Final Fours.

Paris spent seven seasons as an assistant at Wisconsin from 2010-17 working for Bo Ryan and Greg Gard. The Badgers went to the NCAA Tournament every year with four Sweet 16 appearances and back-to-back trips to the Final Four in 2014 and 2015. Wisconsin played for the National Championship in 2015 after going 36-4 and winning both the Big Ten regular season and tournament titles. The Badgers took down No. 1 overall seed Kentucky in the National Semifinal, ending the Wildcats' previously undefeated season.

PARIS' CAREER RECORD, YEAR-BY-YEAR

SEASON	RECORD	CONFERENCE (FINISH)	POSTSEASON
2017-18 (CHATT)	10-23	3-15 (10th)	-
2018-19 (CHATT)	12-20	7-11 (5th)	-
2019-20 (CHATT)	20-13	10-8 (T-5th)	-
2020-21 (CHATT)	18-7	9-7 (4th)	-
2021-22 (CHATT)	27-8	14-4 (1st)	0-1 ; NCAA First Round
2022-23 (SC)	11-21	4-14 (12th)	-
2023-24 (SC)	26-8	13-5 (T-2nd)	0-1 ; NCAA First Round
2024-25 (SC)	0-1	0-0	-
Totals	124-102 (.549)	60-64 (.484)	0-2 (.000) • 2 NCAAAs



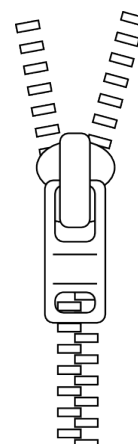

## QZ Life // 2023-24 records

The quarter-zip has been a featured staple of head coach Lamont Paris' wardrobe since he arrived on campus in late March of 2022. Gamecock fans across the country began to quickly realize through various posts on social media and appearances made by Paris throughout the community how important this article of clothing was to him. His commitment to wearing the 1/4 zip in any and all situations with weather playing zero factor also became very apparent. If it's 95 degrees with 100 percent humidity in the heart of July in famously hot Columbia, the chances of seeing Paris in a 1/4 zip are in the 99th percentile.

The Q-zip, as its affectionally become known by South Carolina fans far and wide, is a popular choice for fall and winter weather. It's versatile and dynamic. It's light and comfortable enough to be worn indoors, but it also is thick and durable enough to layer up when a jacket is too heavy for full comfort. Every quarter-zip is different with different features like zippered pockets for added storage. You have a number of different options to style it by simply just adjusting the zipper height.

A 1/4 zip camera has been added to all home games at CLA this season in honor of Paris' fashion icon status amongst the Gamecock faithful.

To the right is a breakdown of his record during the 2023-24 season in each 1/4 zip he wore on the sidelines. Zip through it quickly and enjoy.





# GAMECOCK SUPERLATIVES UNDER PARIS (FIRST SEASON WAS 2022-23)

## Most Field Goals Made

1. 33, George Washington, Dec. 1, 2023
- T2. 32, Arkansas, Mar. 14, 2024
- T2. 32, Mississippi State, Mar. 9, 2024
4. 31, vs. Virginia Tech, Nov. 10, 2023
5. 30, vs. Vanderbilt, Feb. 10, 2024

## Most Field Goals Attempted

1. 72, at Vanderbilt, Jan. 5, 2023
2. 71, VMI, Nov. 13, 2023
- T3. 68, Winthrop, Dec. 19, 2023
- T3. 68, at Georgia, Jan. 28, 2023
5. 66, Mississippi State, Mar. 9, 2024

## Highest Field Goal Percent

1. 56.4 percent (31-55), vs. Virginia Tech, Nov. 10, 2023
2. 54.0 percent (27-50), vs. Grand Canyon, Nov. 19, 2023
3. 52.7 percent (29-55), USC Upstate, Nov. 6, 2023
4. 52.5 percent (32-61), Arkansas, Mar. 14, 2024
5. 52.0 percent (26-50), at Missouri, Feb. 7, 2023

## Lowest Field Goal Percent

1. 25.0 percent (12-48), #8/9 Tennessee, Jan. 7, 2023
2. 28.1 percent (16-57), #12/12 Auburn, Mar. 15, 2024
3. 30.9 percent (17-55), at Alabama, Jan. 9, 2024
4. 31.1 percent (19-61), vs. Colorado State, Nov. 17, 2022
5. 32.3 percent (21-65), at George Washington, Nov. 30, 2022

## Most 3-Point Field Goals Made

1. 18, George Washington, Dec. 1, 2023
2. 15, at LSU, Feb. 18, 2023
3. 13, at Georgia, Jan. 28, 2023
4. 12, USC Upstate, Nov. 6, 2023
5. 11, Oregon, Mar. 21, 2024

## Most 3-Point Field Goals Attempted

1. 35, George Washington, Dec. 1, 2023
2. 32, at LSU, Feb. 18, 2023
- T3. 31, at Georgia, Jan. 28, 2023
- T3. 31, at Georgetown, Dec. 3, 2022
- T5. 30, Elon, Dec. 22, 2023
- T5. 30, at #24/20 Clemson, Dec. 6, 2023

## Highest 3-Point Field Goal Percentage (min. 10 attempts)

1. 55.0 (11-20), at Kentucky, Jan. 10, 2023
2. 54.5 (12-22), USC Upstate, Nov. 6, 2023
3. 51.4 (18-35), George Washington, Dec. 1, 2023
4. 50.0 (9-18), at Arkansas, Jan. 20, 2024
5. 47.6 (10-21), vs. Virginia Tech, Nov. 10, 2024

## Most Free Throws Made

1. 23, #24/24 Florida, Mar. 2, 2024
- T2. 22, #13/12 Auburn, Feb. 14, 2024
- T2. 22, Florida A&M, Dec. 30, 2023
4. 21, SC State, Nov. 8, 2022
- T5. 20, #12/12 Auburn, Mar. 15, 2024
- T5. 20, Mississippi State, Mar. 9, 2024

## Most Free Throws Attempted

1. 34, vs. DePaul, Nov. 17, 2023
2. 32, vs. Georgia, Jan. 16, 2024
- T3. 31, vs. #24/24 Florida, Mar. 2, 2024
- T3. 31, Georgia, March 4, 2023
5. 30, SC State, Nov. 8, 2022

## Highest Free Throw Percentage (min. 10 attempts)

1. 100 percent (12-12), Winthrop, Dec. 19, 2023
2. 94.4 percent (17-18), at LSU, Feb. 18, 2023
3. 93.3 percent (14-15), #8/9 Tennessee, Jan. 7, 2023
4. 88.9 percent (16-18), at Missouri, Jan. 13, 2024
5. 87.5 percent (14-16), vs. Grand Canyon, Nov. 19, 2023

## Most Offensive Rebounds

1. 21, VMI, Nov. 13, 2023
2. 19, Clemson, Nov. 11, 2022
- T3. 18, Winthrop, Dec. 19, 2023
- T3. 18, Eastern Michigan, Dec. 30, 2022
- T5. 17, Elon, Dec. 22, 2023
- T5. 17, at Georgia, Jan. 28, 2023
- T5. 17, WKU, Dec. 22, 2022

## Most Defensive Rebounds

1. 38, at Vanderbilt, Jan. 5, 2022
2. 35, USC Upstate, Nov. 6, 2023
3. 34, WKU, Dec. 22, 2022
4. 33, at Florida, Jan. 25, 2023
5. 31, Clemson, Nov. 11, 2022 & at Arkansas, Jan. 20, 2024

## Most Total Rebounds

1. 51, WKU, Dec. 22, 2022
2. 50, Clemson, Nov. 11, 2022
3. 46, Eastern Michigan, Dec. 30, 2022
- T4. 45, USC Upstate, Nov. 6, 2023
- T4. 45, at Florida, Jan. 25, 2023

## Most Personal Fouls

1. 25, at Vanderbilt, Jan. 5, 2022
- T2. 24, vs. Georgia, Jan. 16, 2024
- T2. 24, vs. Grand Canyon, Nov. 19, 2023
- T2. 24, vs. DePaul, Nov. 17, 2023
5. 23, #16/17 Auburn, Jan. 21, 2023

## Most Points

1. 94, Florida A&M, Dec. 30, 2023
2. 93, Mississippi State, Mar. 9, 2024
3. 89, George Washington, Dec. 1, 2023
- T4. 82, #24/24 Florida, Mar. 2, 2024
- T4. 82, USC Upstate, Nov. 6, 2023
- T4. 82, at LSU, Feb. 18, 2023

## Fewest Points

1. 42, #8/9 Tennessee, Jan. 7, 2023
2. 45, at #11/13 Tennessee, Feb. 25, 2023
3. 47, at Alabama, Jan. 9, 2024
4. 51, Miss. State, Jan. 31, 2023
- T5. 53, Texas A&M, Jan. 14, 2023
- T5. 53, vs. Colorado State, Nov. 17, 2022

## Most Assists

1. 25, at Georgia, Feb. 3, 2024
2. 22, at Texas A&M, Feb. 28, 2024
- T3. 21, vs. Vanderbilt, Feb. 10, 2024
- T3. 21, vs. Florida A&M, Dec. 30, 2023
5. 20, at Mississippi State, Mar. 9, 2024

## Fewest Turnovers

1. 3, George Washington, Dec. 1, 2023
- T2. 6, Charleston Southern, Dec. 16, 2023
- T2. 6, Presbyterian, Dec. 11, 2022
4. 7, Vanderbilt, Feb. 10, 2024
- T5. 8, Arkansas, Mar. 14, 2024
- T5. 8, at Mississippi State, Mar. 9, 2024
- T5. 8, vs. #24/24 Florida, Mar. 2, 2024

## Most Turnovers

1. 19, Clemson, Nov. 11, 2022
- T2. 18, Miss. State, Jan. 31, 2023
- T2. 18, at Georgia, Jan. 28, 2023
- T2. 18, #8/9 Tennessee, Jan. 7, 2023
- T5. 17, at Alabama, Jan. 9, 2024
- T5. 17, vs. DePaul, Nov. 17, 2023
- T5. 17, vs. Furman, Nov. 20, 2022

## Most Blocks

- T1. 8, vs. UNF, Nov. 4, 2024
- T1. 8, vs. Georgia, Jan. 16, 2024
3. 7, vs. Davidson, Nov. 18, 2022
- T4. 6, vs. #24/24 Florida, Mar. 2, 2024
- T4. 6, vs. Kentucky, Jan. 23, 2024
- T4. 6, George Washington, Dec. 1, 2023
- T4. 6, Georgia, March 4, 2023

## Most Steals

1. 10, #8/9 Tennessee, Jan. 7, 2023
2. 9, vs. ECU, Dec. 17, 2022
- T3. 8, vs. #24/24 Florida, Mar. 2, 2024
- T3. 8, vs. Missouri, Jan. 27, 2024
- T3. 8, at Alabama, Jan. 9, 2024
- T3. 8, vs. Virginia Tech, Nov. 10, 2023
- T3. 8, Miss. State, Jan. 31, 2023

## Most Points By Opponent

1. 101, #13/12 Auburn, Feb. 14, 2024
2. 94, Texas A&M, Jan. 14, 2023
3. 89, Mississippi State, Mar. 9, 2024
4. 87, Oregon, Mar. 21, 2024
5. 86, #12/12 Auburn, Mar. 15, 2024

## Fewest Points By Opponent

1. 43, Elon, Dec. 22, 2023
- T2. 53, Notre Dame, Nov. 28, 2023
- T2. 53, USC Upstate, Nov. 25, 2022
4. 57, Presbyterian, Dec. 11, 2022
5. 58, WKU, Dec. 22, 2022

## Most Field Goals Made By Opponent

- T1. 36, at #13/12 Auburn, Feb. 14, 2024
- T1. 36, at #11/13 Tennessee, Feb. 25, 2023
- T3. 35, #8/9 Tennessee, Jan. 7, 2023
- T3. 35, Colorado State, Nov. 17, 2022
- T5. 34, #12/12 Auburn, Mar. 15, 2024
- T5. 34, Texas A&M, Jan. 14, 2023

## Fewest Field Goals Made By Opponent

- T1. 16, Elon, Dec. 22, 2023
- T1. 16, Winthrop, Dec. 19, 2023
3. 17, Notre Dame, Nov. 28, 2023
4. 18, Ole Miss, Feb. 24, 2024
- T5. 20, #4/4 Tennessee, Mar. 6, 2024
- T5. 20, vs. Grand Canyon, Nov. 19, 2023

## Highest Opponent Field Goal Percent By Opponent

1. 61.0 (36-59), at #13/12 Auburn, Feb. 14, 2024
2. 59.6 (28-47), vs. Oregon, Mar. 21, 2024
3. 58.3 (35-60), Colorado State, Nov. 17, 2022
4. 58.1 (36-62), at #11/13 Tennessee, Feb. 25, 2023
5. 54.8 (34-62), Texas A&M, Jan. 14, 2023

## Lowest Opponent Field Goal Percent By Opponent

1. 32.0 percent (16-50), Elon, Dec. 22, 2023
2. 32.7 percent (17-52), Notre Dame, Nov. 28, 2023
3. 33.3 percent (18-54), Ole Miss, Feb. 24, 2024
4. 34.0 percent (16-57), Winthrop, Dec. 19, 2023
5. 35.6 percent (21-59), USC Upstate, Nov. 6, 2023

## Most Rebounds By Opponent

- T1. 48, Vanderbilt, Feb. 14, 2023
- T1. 48, Texas A&M, Jan. 14, 2023
- T1. 48, #8/9 Tennessee, Jan. 7, 2023
4. 45, vs. Georgia, Jan. 16, 2024
5. 44, at Vanderbilt, Jan. 5, 2023


## Fewest Rebounds By Opponent

1. 23, vs. Virginia Tech, Nov. 10, 2023
- T2. 25, Georgia, March 4, 2023
- T2. 25, Presbyterian, Dec. 11, 2022
- T4. 26, Arkansas, Mar. 14, 2024
- T4. 26, Vanderbilt, Feb. 10, 2024
- T4. 26, Miss. State, Jan. 6, 2024

## Most Turnovers By Opponent

- T1. 16, VMI, Nov. 13, 2023
- T1. 16, Miss. State, Jan. 31, 2023
- T3. 15, at Alabama, Jan. 9, 2024
- T3. 15, Elon, Dec. 22, 2023
- T5. 14, Arkansas, Mar. 14, 2024
- T5. 14, Winthrop, Dec. 19, 2023
- T5. 14, #8/9 Tennessee, Jan. 7, 2023

# GAMECOCK BASKETBALL ASSISTANT COACHES & SUPPORT STAFF



## > **Tanner Bronson, Assistant Coach (Wisconsin, '08)**

- Served in same capacity at Chattanooga for five seasons (2017-22) under Paris ; third season at South Carolina
- Was assistant at St. Louis (2012-16) prior to joining the Mocs ; team won 103 games in his five seasons there and made three NCAA appearances, winning a game each time
- Went from manager, to walk-on to scholarship player at Wisconsin under Bo Ryan ; was on four NCAA teams (Elite Eight in '05' and Sweet Sixteen in '08')




## > **Will Bailey, Assistant Coach (UAB, '97)**

- Third season with the Gamecocks and first under Paris ; was an assistant under Frank Martin from 2020-22 at South Carolina
- Chicago native who most recently worked as assistant at Loyola University Chicago in 2023-24
- Had two different stints under Travis Ford at St. Louis as an assistant coach, first for four seasons from 2016-19 and then for one season in 2022-23 ; was an assistant at La Salle for six seasons and was on staff for the Explorers' 2013 Sweet 16 squad



## > **Eddie Shannon, Assistant Coach (Florida, '99)**

- Third season at Carolina ; spent three seasons at Chattanooga (2019-22) under Paris ; also was assistant at Canisius (2017-19)
- Played professionally overseas for 10 seasons with stops in Italy, France, Russia, Sweden, Croatia, Latvia, Greece, Australia, and Cyprus
- Four-year starter at Florida (1995-99), helping usher in the Billy Donovan era in Gainesville ; scored 1,168 career points and left as the career leader in steals (204) ; only player in school history with 200+ steals and he was also second in assists (493)



## > **David McKinley, Assistant Coach (Ohio, '13)**

- Third season at Carolina ; was on Paris' staff at Chattanooga for five seasons (2017-22) in variety of roles
- Served as Director of Player Development in first season at Carolina (2022-23) ; was assistant coach for the Mocs for three seasons (2019-22)
- Played collegiately at Ohio University where he was a four-year letterwinner from 2010-13 ; team captain his last two years and member of Bobcat team that won school record 29 games and advanced to the Sweet Sixteen



## > **Colby Arendale, Director of Operations (Chattanooga, '18)**

- Third season at Carolina ; served in the same capacity at Chattanooga under Paris for the past three seasons (2019-22)
- Was a student manager in 2017-18 and then a graduate manager for the Mocs from 2018-19
- Recently completed his MBA




## > **Carey Rich, Special Assistant to the Head Coach (South Carolina, '95)**

- First official hire of the Paris era at South Carolina ; enters his third season with the team
- Served seven years as superintendent with the City of Columbia's Parks and Recreation Department
- Played one season at Western Carolina before returning home to finish his career with the Gamecocks (1993-95) ; scored 784 career points in Garnet & Black and dished out 340 assists in 79 games ; his 4.30 assists per game average is sixth all-time at Carolina



## > **Roman DiPasquale, Director of Video Services (Wisconsin, '11)**

- Third season at South Carolina ; was on the Chattanooga staff all five seasons (2017-22) under Paris serving in a variety of roles
- Worked as the video coordinator at Stanford (2014-16)
- Also has stints in the NBA with Portland (2013-14) and Philadelphia (2011-12) ; was a student manager at Wisconsin



## > **Scott Greenawalt, Strength & Conditioning Coach (Muskingum College, '98)**

- Enters his 13th season with men's basketball program in 2024-25 ; worked with men's and women's basketball at Kansas State from 2006-12 before coming to South Carolina with head coach Frank Martin
- Was a part of the staff for the best season in school history which culminated with a trip to the 2017 Final Four
- Worked at Cincinnati for eight years prior to his time in Manhattan ; was an all-conference linebacker in in for Muskingum College



**Mark Rodger**  
Athletic Trainer



**Dom Campo**  
Graduate Assistant



**Tada Stricklen**  
Graduate Assistant



**Michael DeBates**  
Assistant AD  
Communications & PR



**Sam Straker**  
Creative Media Producer



**Jeremy Ford**  
Sports Dietician



**Tyson Lusk**  
Sport Admin



**Charles Waddell**  
Secondary Sport Admin



# 2023-24 GAMECOCK SUPERLATIVES

## GAMECOCKS'

### 23-24 RECORD WHEN ...

At home	14-3
On the road	8-3
At neutral sites	4-2
In overtime	2-0
vs. Top 25 team	3-4
vs. Top 10 team	1-1
vs. Top 5 team	1-1
Leading at half	22-3
Trailing at half	4-5
Tied at half	-
Shooting 50% or better	8-0
Shooting between 39-49.9%	16-2
Shooting less than 39%	3-4
Opp. shooting 50% or better	4-1
Opp. shooting between 39-49.9%	13-5
Opp. shooting less than 39%	8-3
Shooting better than opp.	17-2
Shooting worse than/ equal to opp.	9-6
Starters out-score opp. starter	17-2
Opp. starters score/equal more	9-6
Bench out-scores opp. bench	17-3
Opp. bench scores/equal more	9-5
Having more FTs than opp.	18-3
Having equal/less FTs than opp.	8-5
Have more TOs than opp.	13-6
Having equal/less TOs than opp.	13-2
Having more rebounds than opp.	19-1
Having equal/less rebounds than opp.	7-7
Making 6 or more 3FGs	24-5
Having 15 or more assists	18-2
Score more points in paint than opp.	15-3
Scoring equal/less points in paint than opp.	11-5
Scoring more points off TOs than opp.	15-2
Scoring equal/less points off TOs than opp.	11-6
Scoring more 2nd-chance points than opp.	19-3
Scoring equal/less 2nd-chance points than opp.	7-5
Scoring more fast break points than opp.	7-0
Scoring equal/less fast break points than opp.	19-8
Wearing White uniforms	16-3
Wearing Garnet uniforms	4-1
Wearing Black uniforms	6-3
Wearing Throwback White uniforms	4-1
Playing on live TV/live broadcast	26-8
Playing in November	6-0
Playing in December	6-1
Playing in January	6-2
Playing in February	5-2
Playing in March	3-3
Playing a day-game	12-3
Playing a night-game	14-5
Playing on a Monday	2-0
Playing on a Tuesday	5-2
Playing on a Wednesday	1-3
Playing on a Thursday	1-1
Playing on a Friday	4-1
Playing on a Saturday	11-1
Playing on a Sunday	1-0
Scoring margin is 5 points or less	8-3
Margin is between 6-10	8-1
Margin is between 11-20	6-1
Margin is more than 20	4-3
Scoring 59 points or less	0-3
Scoring 60-69 points	5-4
Scoring 70-79 points	15-1
Scoring 80-89 points	4-0
Scoring 90-99 points	2-0
Scoring 100+ points	-

## MISCELLANEOUS

Current streak	L2
Home court streak	L1
Away streak	W3
Neutral court streak	L2
* - dates back to last season	

Scoring Leaders	'23-24	Career
Meechie Johnson	15	22*
B.J. Mack	10	10*
Myles Stute	2	2*
Ta'Lon Cooper	3	3*
Collin Murray-Boyles	5	5
Josh Gray		1*
Zachary Davis		1

Rebounding Leaders	'23-24	Career
Josh Gray	3	21*
B.J. Mack	10	10*
Meechie Johnson	6	7*
Ta'Lon Cooper	4	4*
Benjamin Bosmans-Verdonk	1	2*
Myles Stute	3	3*
Stephen Clark	1	1*
Zachary Davis	3	3
Collin Murray-Boyles	11	11

Assists Leaders	'23-24	Career
Meechie Johnson	11	30*
Jacobi Wright	4	22
Ta'Lon Cooper	21	21*
Benjamin Bosmans-Verdonk		3*
Morris Ugusuk	2	2
Zachary Davis	3	5
Collin Murray-Boyles	3	3
Myles Stute	1	1*
B.J. Mack	1	1*
Josh Gray		1*

Blocks Leaders	'23-24	Career
Josh Gray	9	30*
Stephen Clark	8	8*
B.J. Mack	8	8*
Benjamin Bosmans-Verdonk	2	7*
Zachary Davis	5	8
Morris Ugusuk	3	3
Myles Stute	2	2*
Collin Murray-Boyles	10	10
Ta'Lon Cooper	2	2*
Jacobi Wright	1	2

Steals Leaders	'23-24	Career
Zachary Davis	9	18
Meechie Johnson	14	23*
Jacobi Wright	6	12
Josh Gray	1	5*
Benjamin Bosmans-Verdonk		4*
B.J. Mack	5	5*
Ta'Lon Cooper	7	7*
Myles Stute	4	4*
Collin Murray-Boyles	12	12
Morris Ugusuk	2	2
Stephen Clark	1	1*

Double-Figure Scoring	'23-24	Career
B.J. Mack	22	83
Ta'Lon Cooper	18	69
Stephen Clark	1	50
Myles Stute	13	43
Meechie Johnson	22	44
Jacobi Wright	8	19
Josh Gray	1	4
Zachary Davis	6	7
Benjamin Bosmans-Verdonk	1	1
Collin Murray-Boyles	13	13
Morris Ugusuk	2	2

20+ points	'23-24	Career
B.J. Mack	5	25
Stephen Clark		11
Meechie Johnson	10	14
Myles Stute	1	5
Ta'Lon Cooper	1	2
Josh Gray		1
Collin Murray-Boyles	2	2

30+ points	'23-24	Career
Collin Murray-Boyles	1	1

Double-Figure Rebounding	'23-24	Career
Stephen Clark		11
Josh Gray		8

## Miscellaneous

Largest Halftime Lead	
SC	28, vs. Florida A&M, Dec. 30, 2023
Opp	20, vs. #12/12 Auburn, Mar. 15, 2024
Smallest Halftime Lead	
SC	1, vs. Grand Canyon (11/19/23) & at Mississippi State (3/9/24)
Opp	1, at Missouri (1/13/24), at Alabama (1/9/24) & vs. Georgia (1/16/24)
Fewest Points In First Half	
SC	24, vs. #4/4 Tennessee, Mar. 6, 2024
Opp	20, Elon, Dec. 22, 2023
Most Points In First Half	
SC	49, Florida A&M, Dec. 30, 2023
Opp	40, Georgia, Feb. 3, 2024
Fewest Points In Second Half	
SC	18, at Alabama, Jan. 9, 2024
Opp	22, Georgia, Feb. 3, 2024
Most Points In Second Half	
SC	51, vs. #24/24 Florida, Mar. 2, 2024
Opp	53, vs. Oregon, Mar. 21, 2024
Most Points in Overtime	
SC	16, at Mississippi, Mar. 9, 2024
Opp	12, Mississippi State, Mar. 9, 2024
Largest Margin of Victory	
SC	32, Florida A&M, Dec. 30, 2023
Opp	40, at Auburn, Feb. 14, 2024
Smallest Margin of Victory	
SC	2, vs. Virginia Tech (11/10/23), at Missouri (1/13/24) & at Texas A&M (2/28/24)
Opp	1, vs. LSU, Feb. 17, 2024

B.J. Mack	1	8
Ta'Lon Cooper		2
Myles Stute		1
Collin Murray-Boyles	3	3

5+ assists	'23-24	Career
Ta'Lon Cooper	14	75
Stephen Clark		19
Meechie Johnson	6	15
B.J. Mack		3
Morris Ugusuk	1	1
Jacobi Wright	1	2
Benjamin Bosmans-Verdonk		1
Collin Murray-Boyles	2	2

3+ steals	'23-24	Career
Ta'Lon Cooper	2	11
Stephen Clark		8
Zachary Davis	1	3
Meechie Johnson	1	3
Myles Stute		2
B.J. Mack	1	2
Collin Murray-Boyles	4	4

2+ blocks	'23-24	Career
Stephen Clark	2	58
Ta'Lon Cooper		15
B.J. Mack	5	12
Josh Gray	4	12
Myles Stute		1
Zachary Davis		1
Collin Murray-Boyles	7	7

Double-Doubles	'23-24	Career
Stephen Clark		11
B.J. Mack	1	8
Ta'Lon Cooper		6
Josh Gray		2
Myles Stute		1
Collin Murray-Boyles	2	2

Dunks	'23-24	Career
Josh Gray	17	43*
Zachary Davis	10	14
Collin Murray-Boyles	21	21
Benjamin Bosmans-Verdonk	2	4*
Stephen Clark	3	3*
Myles Stute	2	2*
Ta'Lon Cooper	1	1*
Meechie Johnson	1	1*
Morris Ugusuk	1	1

# 2023-24 GAME-BY-GAME

	Date	Result	FG-A	Pct	3FG-A	Pct	FT-A	Pct	O-D-Total	PF	Pts	A	TO	Blk	Stl	Min	Half
USC Upstate at			21-59	35.6%	4-16	25.0%	7-14	50.0%	6-21-27	16	53	13	11	5	11	200	28
South Carolina	11/6/23	W, 82-53	29-55	52.7%	12-22	54.5%	12-19	62.2%	10-35-45	18	82	16	15	4	7	200	42
& - Virginia Tech vs.			26-52	50.0%	7-22	31.8%	18-22	81.8%	6-17-23	12	77	13	5	1	8	200	31
South Carolina	11/10/23	W, 79-70	31-55	56.4%	10-21	47.6%	7-8	87.5%	8-22-30	16	79	16	10	2	2	200	38
VMI at			25-59	42.4%	4-13	30.8%	10-17	58.8%	11-29-40	22	64	11	16	5	5	200	33
South Carolina	11/13/23	W, 74-64	25-71	35.2%	7-23	30.4%	17-25	68.0%	21-23-44	13	74	14	9	3	10	200	41
^ - DePaul vs.			23-56	41.1%	4-16	25.0%	18-24	75.0%	6-23-29	26	68	11	13	3	5	200	32
South Carolina	11/17/23	W, 73-68	24-51	47.1%	5-21	23.8%	20-34	58.8%	9-29-38	24	73	12	17	3	6	200	41
^ - Grand Canyon vs.			20-51	39.2%	5-16	31.3%	23-27	85.2%	11-19-30	21	68	7	13	1	3	200	29
South Carolina	11/19/23	W, 75-68	27-50	54.0%	7-17	41.2%	14-16	87.5%	4-19-23	24	75	18	10	1	3	200	30
Notre Dame at			17-52	32.7%	6-21	28.6%	13-20	65.0%	12-24-36	20	53	8	12	4	2	200	28
South Carolina	11/13/23	W, 65-53	19-50	38.0%	7-25	28.0%	20-26	76.9%	9-23-32	18	65	11	8	4	5	200	31
GW at			25-60	41.7%	11-22	50.0%	6-8	75.0%	11-25-36	9	67	15	10	4	3	200	32
South Carolina	12/1/23	W, 89-67	33-66	50.0%	18-35	51.4%	5-7	71.4%	9-23-32	9	89	19	3	6	7	200	42
South Carolina at			22-61	36.1%	10-30	33.3%	13-19	68.4%	10-28-38	15	67	13	8	3	5	200	30
#24/20 Clemson	12/6/23	L, 67-72	25-56	44.6%	8-18	44.4%	14-20	70.0%	9-33-42	16	72	13	9	7	5	200	23
South Carolina at			21-48	43.8%	9-26	34.6%	17-24	70.8%	7-28-35	17	68	13	9	4	2	200	35
ECU	12/9/23	W, 68-62	21-53	39.6%	5-17	29.4%	15-23	65.2%	7-25-32	18	62	8	8	2	6	200	28
Charleston Southern at			28-58	48.3%	7-18	38.9%	6-8	75.0%	7-19-26	11	69	11	5	7	4	200	36
South Carolina	12/16/23	W, 73-69	29-63	46.0%	6-25	24.0%	9-11	81.8%	15-24-39	7	73	18	6	0	3	200	39
Winthrop at			16-47	34.0%	7-21	33.3%	23-29	79.3%	12-20-32	14	62	13	14	6	6	200	28
South Carolina	12/19/23	W, 72-62	27-68	39.7%	6-26	23.1%	12-12	100%	18-20-38	20	72	15	10	5	6	200	33
Elon at			16-50	32.0%	2-14	14.3%	9-13	69.2%	7-24-31	13	43	8	15	4	4	200	20
South Carolina	12/22/23	W, 70-43	26-63	41.3%	8-30	26.7%	10-16	62.5%	17-27-44	15	70	14	10	3	7	200	30
Florida A&M at			25-63	39.7%	7-13	53.8%	5-10	50.0%	11-19-30	18	62	12	10	4	6	200	21
South Carolina	12/30/23	W, 94-62	30-62	48.4%	10-29	34.5%	24-28	85.7%	15-29-44	9	94	21	10	5	5	200	49
Miss. State at			25-52	48.1%	3-13	23.1%	9-14	64.3%	8-18-26	23	62	9	13	4	10	200	28
South Carolina	1/6/24	W, 68-62	21-52	40.4%	8-23	34.8%	18-26	69.2%	15-20-36	15	68	12	14	5	3	200	30
South Carolina at			17-55	30.9%	5-25	20.0%	8-9	88.9%	12-19-31	13	47	8	17	2	8	200	29
Alabama	1/9/24	L, 47-74	26-54	48.1%	15-34	44.1%	7-9	77.8%	9-27-36	12	74	15	15	4	10	200	30
South Carolina at			24-59	40.7%	7-24	29.2%	16-18	88.9%	15-28-43	17	71	12	16	0	2	205	32
Missouri	1/13/24	W, 71-69 (OT)	26-62	41.9%	5-22	22.7%	12-18	66.7%	11-21-32	16	69	13	7	3	11	205	33
Georgia at			23-61	37.7%	3-13	23.1%	25-32	78.1%	18-27-45	20	74	8	8	7	5	200	33
South Carolina	1/16/24	L, 69-74	23-58	39.7%	6-26	23.1%	17-32	53.1%	15-21-36	24	69	12	9	8	2	200	34
South Carolina at			28-54	51.9%	9-18	50.0%	12-17	70.6%	8-31-39	16	77	20	10	1	1	200	39
Arkansas	1/20/24	W, 77-64	23-62	37.1%	5-18	27.8%	13-16	81.3%	8-19-27	17	64	9	5	3	4	200	27
#6/6 Kentucky at			25-62	40.3%	4-13	30.8%	8-9	88.9%	12-21-33	17	62	7	9	6	5	200	25
South Carolina	1/23/24	W, 79-62	29-60	48.3%	11-24	45.8%	10-14	71.4%	12-24-36	14	79	20	9	6	5	200	33
Missouri at			24-51	47.1%	2-8	25.0%	14-17	82.4%	5-24-29	18	64	10	12	4	5	200	29
South Carolina	1/27/24	W, 72-64	23-52	44.2%	10-25	40.0%	16-24	66.7%	6-22-28	17	72	16	11	4	8	200	39
South Carolina at			19-56	33.9%	10-29	34.5%	15-18	83.3%	9-31-40	18	63	15	10	0	5	200	30
#5/5 Tennessee	1/30/24	W, 63-59	21-58	36.2%	5-21	23.8%	12-20	60.0%	9-28-37	16	59	11	6	2	5	200	26
South Carolina at			29-56	51.8%	7-20	35.0%	7-11	63.6%	9-25-34	10	72	25	9	0	5	200	38
Georgia	2/4/24	W, 72-62	22-56	39.3%	9-28	32.1%	9-9	100.0%	8-20-28	14	62	10	9	6	5	200	40
Ole Miss at			28-55	50.9%	4-10	40.0%	5-7	71.4%	7-21-28	12	65	13	9	5	4	200	31
#15/20 South Carolina	2/6/24	W, 68-65	28-60	46.7%	9-27	33.3%	3-7	42.9%	10-22-32	10	68	16	10	3	3	200	43
Vanderbilt at			26-54	48.1%	5-15	33.3%	3-10	30.0%	11-15-26	12	60	8	6	1	4	200	32
#15/20 South Carolina	2/10/24	W, 75-60	30-58	51.7%	9-29	31.0%	6-8	75.0%	12-19-31	14	75	21	7	3	2	200	28
#11/11 South Carolina at			18-52	34.6%	3-15	20.0%	22-28	78.6%	11-18-29	19	61	5	13	4	6	200	28
#13/12 Auburn	2/14/24	L, 61-101	36-59	61.0%	12-20	60.0%	17-19	89.5%	5-24-29	18	101	22	7	6	10	200	50
LSU at			25-58	43.1%	5-13	38.5%	9-14	64.3%	12-26-38	10	64	6	10	6	6	200	25
#11/11 South Carolina	2/17/24	L, 63-64	26-62	41.9%	6-20	30.0%	5-6	83.3%	9-24-33	12	63	15	9	2	7	200	32
#20/20 South Carolina at			26-59	44.1%	8-17	47.1%	12-18	66.7%	15-29-44	21	72	17	11	1	5	200	36
Ole Miss	2/24/24	W, 72-59	18-54	33.3%	3-16	18.8%	20-32	62.5%	12-22-34	16	59	10	9	11	6	200	22
#18/18 South Carolina at			28-61	45.9%	8-25	32.0%	6-13	46.2%	12-25-37	21	70	22	9	4	2	200	32
Texas A&M	2/28/24	W, 70-68	22-57	38.6%	2-17	11.8%	22-25	88.0%	11-27-38	15	68	10	4	3	3	200	29
#24/24 Florida at			27-56	48.2%	10-23	43.5%	12-15	80.0%	9-25-34	20	76	16	12	6	5	200	37
#18/18 South Carolina	3/2/24	W, 82-76	25-53	47.2%	9-24	37.5%	23-31	74.2%	7-22-29	14	82	13	8	6	8	200	31
#4/4 Tennessee at			20-56	35.7%	7-20	35.0%	19-22	86.4%	10-28-38	13	66	14	8	4	6	200	35
#17/16 South Carolina	3/6/24	L, 59-66	23-60	38.3%	8-29	27.6%	5-10	50.0%	12-28-40	17	59	11	10	4	4	200	24
#17/16 South Carolina at			32-66	48.5%	9-28	32.1%	20-24	83.3%	13-19-32	20	93	20	8	5	6	205	38
Mississippi State	3/9/24	W, 93-89 (OT)	31-62	50.0%	8-20	40.0%	19-25	76.0%	16-23-39	18	89	13	12	4	7	205	37
Arkansas vs.			27-52	51.9%	3-13	23.1%	9-10	90.0%	4-22-26	17	66	12	14	5	5	200	35
#15/16 South Carolina	3/14/24	W, 80-66	32-61	52.5%	3-15	20.0%	13-21	61.9%	12-21-33	15	80	18	8	0	7	200	38
#12/12 Auburn vs.			34-69	49.3%	9-19	47.4%	9-17	52.9%	12-30-42	21	86	18	5	8	6	200	46
#15/16 South Carolina	3/15/24	L, 55-86	16-57	28.1%	3-12	25.0%	20-28	71.4%	13-27-40	16	55	9	10	4	2	200	26
#11 Oregon vs.			28-47	59.6%	7-16	43.8%	24-30	80.0%	5-27-32	15	87	16	10	6	8	200	34
#6 South Carolina	3/21/24	L, 73-87	25-56	44.6%	11-24	45.8%	12-19	63.2%	8-18-26	22	73	17	11	3	3	200	29

**BOLD** - home game / & - Hall of Fame Series (Charlotte, N.C.) / ^ - Arizona Tip-Off (Glendale, Ariz.) / \* - indicates SEC contest






# 2023-24 SOUTH CAROLINA BASKETBALL


OVERALL: 26-8 // SEC: 13-5 // HOME: 14-3 // AWAY: 8-3 // NEUTRAL: 4-2

DATE	OPP.	W/L	SCORE	RECORD (SEC)	POINTS	REBOUNDS	ASSISTS	BLOCKS	STEALS	ATTENDANCE
11/6/23	USC Upstate	W	82-53	1-0	Johnson/Cooper (15)	Davis (8)	Three tied (3)	Four tied (1)	Davis (3)	11,216
11/10/23	Virginia Tech - &	W	79-77	2-0	Stute (21)	Mack (6)	Cooper (7)	Davis/Ugusuk (1)	Wright/Davis (1)	6,783
11/13/23	VMI	W	74-64	3-0	Mack (17)	Mack (13)	Cooper (7)	Three tied (1)	Mack (3)	10,449
11/17/23	DePaul - ^	W	73-68	4-0	Johnson (24)	Cooper/Gray (7)	Cooper (5)	Three tied (1)	Johnson/Gray (5)	3,214
11/19/23	Grand Canyon - ^	W	75-68	5-0	Mack (27)	Johnson (6)	Cooper (5)	Clark (1)	Three tied (1)	2,589
11/28/23	Notre Dame	W	65-53	6-0	Johnson (29)	Cooper/Johnson (5)	Cooper (4)	Four tied (1)	Five tied (1)	15,215
12/1/23	George Wash.	W	89-63	7-0	Johnson (24)	Johnson (8)	Cooper (8)	Clark/Mack (2)	Davis (2)	10,936
12/6/23	at #24/20 Clemson	L	67-72	7-1	Johnson (26)	Mack (7)	Johnson (4)	Three tied (1)	Johnson (3)	9,000
12/9/23	at East Carolina	W	68-62	8-1	Johnson/Stute (15)	Mack (8)	Cooper/Wright (3)	Clark (3)	Davis/Johnson (1)	5,568
12/16/23	Charleston So.	W	73-69	9-1	Mack (16)	Johnson (6)	Ugusuk (5)	None	Three tied (1)	10,006
12/19/23	Winthrop	W	72-62	10-1	Johnson (20)	Mack (7)	Johnson (5)	Mack (2)	Davis/Wright (2)	9,455
12/22/23	Elon	W	70-43	11-1	Cooper (17)	Stute (8)	Three tied (3)	Three tied (1)	Wright (2)	10,203
12/30/23	Florida A&M	W	94-62	12-1	C. Murray-Boyles (17)	Clark (9)	Johnson (6)	Mack (2)	Murray-Boyles (2)	11,070
1/6/24	Miss. State	W	68-62	13-1 (1-0)	Johnson (24)	Three tied (6)	Cooper (7)	Mack (2)	Three tied (1)	11,382
1/9/24	at Alabama	L	47-74	13-2 (1-1)	Johnson (16)	Mack (6)	Johnson/Stute (2)	Gray/Ugusuk (1)	Cooper (3)	10,208
1/13/24	at Missouri	W	71-69 (OT)	14-2 (2-1)	Mack (21)	Cooper (8)	Three tied (3)	None	Johnson/Stute (1)	11,135
1/16/24	Georgia	L	69-74	14-3 (2-2)	Johnson (19)	CMB/Cooper (6)	Davis/Cooper (3)	Murray-Boyles (4)	Johnson/Cooper (1)	12,404
1/20/24	at Arkansas	W	77-64	15-3 (3-2)	Mack (18)	Mack (9)	Wright/Cooper (5)	Murray-Boyles (1)	Gray (1)	19,200
1/23/24	#6/6 Kentucky	W	79-62	16-3 (4-2)	Cooper (20)	Murray-Boyles (9)	CMB/Cooper (5)	Murray-Boyles (3)	CMB/Davis (2)	18,000
1/27/24	Missouri	W	72-64	17-3 (5-2)	Mack (21)	CMB (8)	Cooper (4)	Murray-Boyles (2)	CMB (4)	13,553
1/30/24	at #5/5 Tennessee	W	63-59	18-3 (6-2)	Cooper (18)	Gray (7)	Johnson (6)	None	Johnson/Stute (2)	20,667
2/4/24	at Georgia	W	72-62	19-3 (7-2)	Murray-Boyles (16)	Gray (8)	Cooper (8)	None	Murray-Boyles (2)	10,523
2/6/24	Ole Miss	W	68-65	20-3 (8-2)	Murray-Boyles (16)	CMB (9)	Johnson (8)	Murray-Boyles (2)	Three tied (1)	18,000
2/10/24	Vanderbilt	W	75-60	21-3 (9-2)	Murray-Boyles (31)	CMB (7)	Cooper (7)	Gray (2)	Johnson/CMB (1)	14,310
2/4/24	at #13/12 Auburn	L	61-101	21-4 (9-3)	Johnson (22)	CMB/Johnson (7)	Johnson (2)	Gray (2)	CMB/Ugusuk (2)	9,121
2/17/24	LSU	L	63-64	21-5 (9-4)	Mack (18)	Mack (9)	Johnson (4)	Gray/Davis (1)	CMB (3)	16,570
2/24/24	at Ole Miss	W	72-59	22-5 (10-4)	Mack (17)	Davis (9)	Cooper (6)	Gray (1)	Johnson (2)	8,486
2/28/24	at Texas A&M	W	70-68	23-5 (11-4)	Johnson (22)	CMB (12)	Cooper (9)	Gray (2)	Johnson/Clark (1)	9,255
3/2/24	#24/24 Florida	W	82-76	24-5 (12-4)	Johnson (25)	CMB (11)	Cooper (4)	CMB (4)	Cooper (4)	16,978
3/6/24	#4/4 Tennessee	L	59-66	24-6 (12-5)	Johnson (18)	CMB (11)	Johnson/Wright (3)	CMB (3)	CMB (2)	18,000
3/9/24	at Mississippi State	W	93-89 (OT)	25-6 (13-5)	Mack (25)	CMB (8)	CMB (6)	Gray/Mack (2)	CMB (4)	9,289
3/14/24	vs. Arkansas	W	80-66	26-6 (13-5)	CMB (24)	Mack (9)	Davis (4)	None	CMB (4)	11,638
3/15/24	vs. #12/12 Auburn	L	55-86	26-7 (13-5)	Mack (14)	Three tied (8)	Davis (4)	CMB (4)	Johnson/Mack (1)	17,137
3/21/24	vs. Oregon	L	73-87	26-8 (13-5)	Johnson (24)	Stute (8)	Cooper (7)	Three tied (1)	Three tied (1)	17,698

& - Hall of Fame Series (Charlotte, N.C.) | ^ - Arizona Tip-Off (Glendale, Ariz.) | \* - indicates SEC contest | home games in **bold**



71



74

**GAME 1 vs. North Florida**

Columbia, S.C.

Colonial Life Arena

Nov. 4, 2024

Gamecocks unable to close down stretch in opener

**COLUMBIA, S.C. (AP)** — Jaylen Smith scored 14 of his 16 points in the second half and North Florida rallied for a 74-71 victory over South Carolina in a season opener on Monday night.

North Florida trailed 36-31 at halftime and by five at 64-59 with 4:07 left to play after a layup by South Carolina's Jacobi Wright. But Smith made two free throws, Kamrin Oriol and Jasai Miles hit 3-pointers, and Smith followed with a layup to cap a 10-2 run and put the Ospreys up 69-66 with 42 seconds to go.


Nate Lliteras hit both ends of a 1-and-1 and Smith added a three-point play with 9 seconds remaining to help North Florida hold on for the victory.


Liam Murphy hit four 3-pointers and scored 14 off the bench, adding six rebounds for the Ospreys. Lliteras finished with 13 points and five boards. Miles totaled 11 points and nine rebounds. Oriol scored nine on 3-for-7 shooting from beyond the arc.

Preseason All-Southeastern Conference selection Collin Murray-Boyles had 17 points and seven rebounds for the Gamecocks. Zachary Davis, Jamarii Thomas and Wright, a reserve, all scored 12. Freshman Cam Scott, a homegrown product and two-time Gatorade Player of the Year in the state, debuted with six points and four rebounds in 21 minutes.

The only other time North Florida opened its season against South Carolina was in 2014. The Ospreys lost 81-56 but went on to win the Atlantic Sun Conference championship.

South Carolina head coach Lamont Paris, the reigning SEC Coach of the Year, falls to 2-1 in season openers with the Gamecocks.






**GAME 2 vs. SC State**


Columbia, S.C.

Colonial Life Arena

Nov. 8, 2024

7 p.m. SEC Network+





**GAME 3 vs. Towson**


Columbia, S.C.

Colonial Life Arena

Nov. 12, 2024

7 p.m. SEC Network+

GAME 1

<div><div></div><div>Official Basketball Box Score - Final</div><div>North Florida at South Carolina</div><div>11/04/24 Colonial Life Arena, Columbia</div><div>2024-25 South Carolina Men's Basketball</div></div>										<div>Game Notes: 1/31/24</div> <div>Game Duration: 2:03</div> <div>Attendance: 12,388</div>
---	--	--	--	--	--	--	--	--	--	---

North Florida - 74  Record: 1-0										Officials: Claude Pote, Anthony Jordan, Jesse News										
NO. Name		Min	FG	3P	FT	Rebounds	Fouls	TP	AS	TO	ST	Blocks	+	Shooting By Period						
			M/A	M/A	M/A	OR	DR	OR	DR	OR	DR	OR	DR							
10 Josh Harris		F 15:18	2-6	0-0	0-0	1	2	3	4	0	4	0	3	2	1	1	2	3PT%	5-17 29.4%	
0 Jasai Miles		G 29:23	5-11	1-3	0-5	4	5	9	1	5	11	1	1	1	1	2	6	FT%	0-2 0%	
2 Nate Lliteras		G 32:10	5-11	1-2	2-2	2	3	5	2	1	13	0	0	0	1	2	4	2PTFG%	15-34 47.1%	
4 Jaylen Smith		G 28:48	6-13	1-6	3-4	1	0	1	2	5	16	3	1	0	1	7		3PT%	5-12 41.7%	
33 Oscar Berry		G 18:18	0-3	0-2	0-0	1	1	2	3	0	0	1	0	0	0	4		FT%	6-11 54.5%	
7 Liam Murphy			19:50	5-9	4-8	0-0	2	4	6	3	1	14	2	0	2	1	0	4	GMFG%	29-69 42.0%
11 Kamrin Oriol			23:08	3-8	3-7	0-0	0	2	2	1	0	8	0	1	0	0	-1		3PT%	10-29 34.5%
3 Mason Lee			12:42	0-0	0-0	0-0	0	2	2	0	0	1	1	1	1	0	-4		FT%	6-13 46.2%
55 Amari Mass			15:11	3-7	0-0	1-2	2	1	3	1	1	2	1	0	0	1	4	Dead Ball Rebounds: 4-0		
5 Charlie Oliver			09:10	0-2	0-1	0-0	0	4	4	1	1	0	0	1	0	0	-3			
Team																				
Totals			29-49	10-29	6-13	15	28	43	20	14	74	10	9	6	4	8	3			
										Technical Fouls: NONE										
South Carolina - 71  Record: 0-1																				
NO. Name		Min	FG	3P	FT	Rebounds	Fouls	TP	AS	TO	ST	Blocks	+	Shooting By Period						
			M/A	M/A	M/A	OR	DR	OR	DR	OR	DR	OR	DR							
5 Nick Pringle		F 21:51	0-2	0-0	3-8	1	8	9	0	5	3	1	0	0	3	0	0	1PT FG%	13-29 44.8%	
10 Myles Stute		F 16:37	2-6	2-4	0-0	0	0	0	0	1	6	0	0	0	0	0	-1	3PT%	3-8 37.5%	
30 Collin Murray-Boyles		F 31:07	6-15	0-0	3-6	2	5	7	3	5	15	1	2	2	4	2	6	FT%	7-14 50%	
2 Zachary Davis		G 26:51	4-6	1-5	3-4	1	5	6	4	2	16	4	2	1	0	0	6	2PTFG%	13-27 48.1%	
6 Jamarii Thomas		G 33:18	4-8	0-2	4-4	0	4	4	3	5	12	2	3	2	0	1	3	3PT%	2-8 25.0%	
1 Jacobi Wright			27:40	6-8	0-1	0-0	2	2	1	0	12	6	2	0	0	0	-2	FT%	7-11 63.6%	
23 Cam Scott			20:47	2-4	1-2	1-3	3	1	4	1	2	6	1	1	0	0	-4	GMFG%	26-66 46.4%	
31 Benjamin Bosmans-Veldink			04:09	1-3	0-0	0-0	0	1	1	1	0	2	0	0	0	1	-1	3PT%	5-16 31.3%	
21 Arden Conyers			08:06	0-1	0-0	0	0	1	1	1	0	0	0	0	0	0	-8	FT%	14-25 56.0%	
0 Jordan Butler			02:57	1-2	1-1	0-0	0	0	0	0	0	3	0	0	0	0	2	Dead Ball Rebounds: 4-0		
15 Morris Ugursuk			09:37	0-0	0-0	0	0	0	0	0	0	3	0	0	0	0	-5			
Team																				
Totals			26-56	5-16	14-25	9	28	37	14	20	71	15	10	5	8	4	1-3			
										Technical Fouls: NONE										
Biggest lead		UNF		USC		Points from		UNF		USC		Period by Period Scoring								
Best Scoring Run		5 (1<sup>st</sup> 10:09)		8 (2<sup>nd</sup> 14:10)		Turnovers		9		15										
Lead Changes		5		5		Paint		34		38										
Times Tied		7		7		Second Chance		12		7										
Time with Lead		03:31		28:48		Fast Breaks		15		25										
						Bench		30		23										
								UNF		31										
								USC		36										

GAMECOCK

Men's Basketball

GAME 2

GAME 3

16



## THE LAST TIME IN SOUTH CAROLINA BASKETBALL...

### AN INDIVIDUAL ...

<b>Scored 20 or more points:</b>	South Carolina: Meechie Johnson (24), vs. Oregon (Mar. 21, 2024), in Pittsburgh, Pa. Opponent: N'Faly Dante (23), Oregon (Mar. 21, 2024), in Pittsburgh, Pa.
<b>Scored 30 or more points:</b>	South Carolina: Collin Murray-Boyles (31) vs. Vanderbilt (Feb. 10, 2024) in Columbia, S.C. Opponent: Dalton Knecht (31), Tennessee (Jan. 30, 2024), in Knoxville, Tenn.
<b>Scored 35 or more points:</b>	South Carolina: Sindarius Thornwell (44) vs. Alabama (Feb. 7, 2017) in Columbia, S.C. Opponent: Emoni Bates (36), Eastern Michigan (Dec. 30, 2022), in Columbia, S.C.
<b>Scored 40 or more points:</b>	South Carolina: Sindarius Thornwell (44), vs. Alabama (Feb. 7, 2017) in Columbia, S.C. Opponent: Jermaine Couisnard (40), Oregon (Mar. 21, 2024) in Pittsburgh, Pa.
<b>Collected 20 or more rebounds:</b>	South Carolina: Sindarius Thornwell (21), vs. Alabama (Feb. 7, 2017) in Columbia, S.C. Opponent: Ekpe Udoh (20), Baylor (Jan. 2, 2010) in Columbia, S.C.
<b>Collected 15 or more rebounds:</b>	South Carolina: Gregory "GG" Jackson II (16), vs. Western Kentucky (Dec. 22, 2022), in Columbia, S.C. Opponent: Henry Coleman III (15), Texas A&M (Jan. 29, 2022) in College Station, Texas
<b>Made 12 or more field goals:</b>	South Carolina: Collin Murray-Boyles (14) vs. Vanderbilt (Feb. 10, 2024) in Columbia, S.C. Opponent: Jermaine Couisnard (14), Oregon (Mar. 21, 2024) in Pittsburgh, Pa.
<b>Made 10 or more field goals:</b>	South Carolina: Collin Murray-Boyles (11), vs. Arkansas (Mar. 14, 2024), in Nashville, Tenn. Opponent: Allen Flanigan (11), Ole Miss (Feb. 6, 2024), in Columbia, S.C.
<b>Attempted 20 or more field goals:</b>	South Carolina: Gregory "GG" Jackson II (20), vs. Ole Miss (March 8, 2023), in Nashville, Tenn. Opponent: Jermaine Couisnard (22), Oregon (Mar. 21, 2024), in Pittsburgh, Pa.
<b>Attempted 25 or more field goals:</b>	South Carolina: Sindarius Thornwell (25), vs. Alabama (Feb. 7, 2017) in Columbia, S.C. Opponent: Brandon Miller (25), No. 2/2 Alabama (Feb. 22, 2023) in Columbia, S.C.
<b>Dished 10 or more assists:</b>	South Carolina: Jermaine Couisnard (10), vs. Miss. State (March 3, 2020) in Columbia, S.C. Opponent: Zakai Zeigler (11), No. 11/13 Tennessee (Feb. 25, 2023) in Knoxville, Tenn.
<b>Swiped 5 or more steals:</b>	South Carolina: Erik Stevenson (6), vs. Princeton (Nov. 12, 2021) in Asheville, N.C. Opponent: Myles Burns (6), Ole Miss (March 8, 2023), in Nashville, Tenn.
<b>Blocked 5 or more shots:</b>	South Carolina: Maik Kotsar (6), vs. North Greenville (Dec. 31, 2018) in Columbia, S.C. Opponent: Moussa Cisse (5), Ole Miss (Feb. 24, 2024), in Oxford, Miss.
<b>Made 5 or more 3-point field goals:</b>	South Carolina: B.J. Mack (5), vs. Vanderbilt (Feb. 10, 2024), in Columbia, S.C. Opponent: Dalton Knecht (5), #4/4 Tennessee (Mar. 6, 2024), in Columbia, S.C.
<b>Attempted 8 or more 3-point field goals:</b>	South Carolina: Meechie Johnson (11), at Mississippi State (Mar. 9, 2024), in Starkville, Miss. Opponent: Liam Murphy (8), North Florida (Nov. 4, 2024), in Columbia, S.C.
<b>Made 10 or more free throws:</b>	South Carolina: Gregory "GG" Jackson II (11), at Miss. State (Feb. 28, 2023), in Starkville, Miss. Opponent: Josh Hubbard (10), Mississippi State (Mar. 9, 2024), in Starkville, Miss.
<b>Attempted 15 or more free throws:</b>	South Carolina: Chris Silva (16), vs. Georgia (March 9, 2019) in Columbia, S.C. Opponent: Jermaine Couisnard (15), Oregon (Mar. 21, 2024) in Pittsburgh, Pa.
<b>Played all 40 minutes of regulation:</b>	South Carolina: AJ Lawson, at LSU (Jan. 16, 2021) in Baton Rouge, La. Opponent: Khalif Battle, Arkansas (Mar. 14, 2024), in Nashville, Tenn.
<b>A player hit a last-second shot (within 3 seconds) to win a game:</b>	South Carolina: Zachary Davis (right-handed layup), at Texas A&M, (Feb. 28, 2024), in College Station, Texas Opponent: Brandon Miller (left-handed layup), No. 2/2 Alabama (Feb. 22, 2023) in Columbia, S.C.
<b>A player had a double-double:</b>	South Carolina: Collin Murray-Boyles (11 pts, 11 reb), vs. #4/4 Tennessee (Mar. 6, 2024), in Columbia, S.C. Opponent: Johni Broome (18 pts, 10 reb), #12/12 Auburn (Mar. 15, 2024), in Nashville, Tenn.
<b>Two or more players had a double-double:</b>	South Carolina: Gregory "GG" Jackson II (20 pts, 10 reb) & Josh Gray (11 pts, 13 reb), at Florida (Jan. 25, 2023), in Gainesville, Fla. Opponent: Tolu Smith III (14 pts, 10 reb) & Cameron Matthews (18 pts, 11 reb), Mississippi State (March 9, 2024) in Starkville, Miss.
<b>A player had a triple-double:</b>	South Carolina: Sam Muldrow (16 points, 14 rebounds, 10 blocks) vs. Vanderbilt (Jan. 8, 2011) in Columbia, S.C. Opponent: Daniel Hackett (Southern California - 22 points, 10 rebounds, 10 assists) (Nov. 17, 2007) in Columbia, S.C.
*** Only second triple-double in South Carolina history (Chuck Eidson (25 points, 10 rebounds, 10 assists) vs. SC State (Nov. 29, 2002) in Columbia, S.C..	
<b>Scored 30 or more points in back-to-back games:</b>	South Carolina: Devan Downey, 30 vs. Kentucky (Jan. 26, 2010) in Columbia, S.C. 33 vs. Georgia (Jan. 30, 2010) in Columbia, S.C.
<b>Scored 25 or more points in back-to-back games:</b>	South Carolina: AJ Lawson, 25 vs. Florida A&M (Jan. 2, 2021) 30 vs. Texas A&M (Jan. 6, 2021)

### A TEAM ...

<b>Scored 100 or more points:</b>	South Carolina: 105 vs. Army (Dec. 22, 2021) in Columbia, S.C. Opponent: 101, Auburn (Feb. 14, 2024) in Auburn, Ala.
<b>Scored 50 points or less:</b>	South Carolina: 47, at Alabama (Jan. 9, 2024), in Tuscaloosa, Ala. Opponent: 43, vs. Elon (Dec. 19, 2023), in Columbia, S.C..
<b>Scored 50 points in a half:</b>	South Carolina: 51 (2nd half), vs. No. 24/24 Florida (Mar. 2, 2024) in Columbia, S.C. Opponent: 53 (2nd half), Oregon (Mar. 21, 2024), in Pittsburgh, Pa.
<b>Failed to score 25 points in a half:</b>	South Carolina: 24 (1st half), vs. No. 4/4 Tennessee (Mar. 6, 2024), in Columbia, S.C. Opponent: 22 (1st half), Ole Miss (Feb. 24, 2024), in Oxford, Miss.

<b>Collected 50 or more rebounds:</b>	South Carolina: 51, vs. Western Kentucky (Dec. 22, 2022), in Columbia, S.C. Opponent: 51, Clemson (Dec. 18, 2021) in Clemson, S.C.
<b>Shot 60% or better from the field:</b>	South Carolina: 60.0% (39-65), vs. High Point (March 15, 2016) in Columbia, S.C. Opponent: 61.0% (36-59) No. 13/12 Auburn (Feb. 14, 2024) in Auburn, Ala.
<b>Shot 50% or better from the field:</b>	South Carolina: 52.5% (32-61), vs. Arkansas (Mar. 14, 2024), in Nashville, Tenn. Opponent: 59.6% (28-47), Oregon (Mar. 21, 2024), in Pittsburgh, Pa.
<b>Shot less than 30% from the field:</b>	South Carolina: 28.1% (16-57), vs. No. 12/12 Auburn (Mar. 15, 2024), in Nashville, Tenn. Opponent: 27.3% (15-55), Texas A&M (Feb. 8, 2020) in Columbia, S.C.
<b>Shot 50% or better from 3-point range (at least 10 attempts):</b>	South Carolina: 50.0% (9-18), at Arkansas (Jan. 20, 2024), in Fayetteville, Ark. Opponent: 60.0% (12-20), No. 13/12 Auburn (Feb. 14, 2024), in Auburn, Ala.
<b>Shot 20% or less from 3-point range (at least 10 attempts):</b>	South Carolina: 20.0% (3-15), vs. Arkansas (Mar. 14, 2024), in Nashville, Tenn. Opponent: 11.8% (2-17), Texas A&M (Feb. 28, 2024), in College Station, Texas
<b>Dished 20 or more assists:</b>	South Carolina: 20, at Mississippi State (Mar. 9, 2024), in Starkville, Miss. Opponent: 22, No. 13/12 Auburn (Feb. 14, 2024) in Auburn, Ala.
<b>Made 35 or more shots:</b>	South Carolina: 45, vs. Allen (Dec. 14, 2021) in Columbia, S.C. Opponent: 36, No. 13/12 Auburn (Feb. 14, 2024) in Auburn, Ala.
<b>Attempted 80 or more shots:</b>	South Carolina: 82, vs. No. 5/4 Kentucky, (Feb. 8, 2022) in Columbia, S.C. Opponent: 83, LSU (Feb. 10, 1996) in Columbia, S.C.
<b>Attempted 70 or more shots:</b>	South Carolina: 71, vs. VMI (Nov. 13, 2023), in Columbia, S.C. Opponent: 72, Army (Dec. 22, 2021) in Columbia, S.C.
<b>Made 10 or more 3-pointers:</b>	South Carolina: 11, vs. Oregon (Mar. 21, 2024), in Pittsburgh, Pa. Opponent: 10, North Florida (Nov. 4, 2024), in Columbia, S.C.
<b>Did not make a 3-pointer:</b>	South Carolina: vs. USC Upstate (Nov. 6, 2018) in Columbia Opponent: Mississippi State (Feb. 23, 2022) in Columbia, S.C.
<b>Attempted 30 or more 3-pointers:</b>	South Carolina: 30, vs. Elon (Dec. 19, 2023), in Columbia, S.C. Opponent: 37, Vanderbilt (Feb. 14, 2023) in Columbia, S.C.
<b>Attempted 25 or more 3-pointers:</b>	South Carolina: 28, at Mississippi State (Mar. 9, 2024), in Starkville, Miss. Opponent: 29, North Florida (Nov. 4, 2024), in Columbia, S.C.
<b>Made 30 or more free throws:</b>	South Carolina: 35, vs. Alabama (Feb. 7, 2017), in Columbia, S.C. Opponent: 34, Ole Miss (Feb. 13, 2021) in Columbia, S.C.
<b>Attempted 40 or more free throws:</b>	South Carolina: 50, vs. Alabama (Feb. 7, 2017) in Columbia, S.C. Opponent: 44, Ole Miss (Feb. 13, 2021) in Columbia, S.C.
<b>Swiped 15 or more steals:</b>	South Carolina: 15, at Georgia (Feb. 27, 2021) in Athens, Ga. Opponent: 15, Georgia (Jan. 28, 2023) in Athens, Ga.
<b>Blocked 12 or more shots:</b>	South Carolina: 12, vs. Coastal Carolina (Nov. 30, 2018) in Columbia, S.C. Opponent: 12, Florida (Feb. 3, 2021) in Gainesville, Fla.
<b>Blocked 8 or more shots:</b>	South Carolina: 8, vs. North Florida (Nov. 4, 2024), in Columbia, S.C. Opponent: 8, No. 12/12 Auburn (Mar. 15,, 2024), in Nashville, Tenn.
<b>Won by 30 or more points:</b>	South Carolina: 32, vs. Florida A&M (Jan. 3, 2023), in Columbia, S.C. Opponent: 31, No. 12/12 Auburn (Mar. 15, 2024) in Nashville, Tenn.
<b>Won by 20 or more points:</b>	South Carolina: 27, vs. Elon (Dec. 19, 2023), in Columbia, S.C. Opponent: 21, Florida (Jan. 25, 2023), in Gainesville, Fla.
<b>Played a single overtime game:</b>	Win: 71-69, at Mississippi State (Mar. 9, 2024), in Starkville, Miss. Loss: 78-76, vs. No. 2/2 Alabama (Feb. 22, 2023) in Columbia, S.C.
<b>Played a double overtime game:</b>	Win: 87-85 vs. WKU (Nov. 27, 2010) in Bowling Green, Ky. Loss: 98-88 vs. Louisville (Feb. 20, 1988) in Columbia, S.C.
<b>South Carolina played a No. 1 Team in the country:</b>	Win: 68-62 vs. No. 1/1 Kentucky (Jan. 26, 2010) in Columbia, S.C. Loss: 85-73 loss to No. 1/1 Tennessee (Feb. 13, 2019) in Knoxville, Tenn.
<b>South Carolina played a top-5 opponent:</b>	Win: 63-59 at No. 5/5 Tennessee, (Jan. 30, 2024) in Knoxville, Tenn. Loss: 59-66 loss to No. 4/4 Tennessee (Mar. 6, 2023) in Columbia, S.C.
<b>South Carolina played a top-10 opponent:</b>	Win: 63-59 win at No. 5/5 Tennessee (Jan. 30, 2024) in Knoxville, Tenn. Loss: 85-42 loss vs. No. 8/9 Tennessee (Jan. 7, 2023), in Columbia, S.C.
<b>South Carolina played a top-25 opponent:</b>	Win: 82-76 win vs. No. 24/24 Florida (Mar. 2, 2024) in Columbia, S.C. Loss: 55-86 loss vs. No. 12/12 Auburn (Mar. 15, 2024), in Nashville, Tenn.
<b>South Carolina defeated a ranked opponent:</b>	Home: 82-76 win vs. No. 24/24 Florida (Mar. 2, 2024) in Columbia, S.C. Away: 63-59 win at No.5/5 Tennessee (Jan. 30, 2024) in Knoxville, Tenn. Neutral: 77-70 vs. No. 20/17 Florida (March 26, 2017) in New York City SEC Home: 82-76 win vs. No. 24/24 Florida (Mar. 2, 2024) in Columbia, S.C. SEC Away: 63-59 win at No.5/5 Tennessee (Jan. 30, 2024) in Knoxville, Tenn.
<b>South Carolina defeated a top-10 opponent</b>	Home: 79-62 win vs. No. 6/6 Kentucky (Jan. 23, 2024) in Columbia, S.C. Away: 63-59 win at No. 5/5 Tennessee (Jan. 30, 2024) in Knoxville, Tenn. Neutral: 88-81 win vs. No. 7/7 Duke (March 19, 2017) in Greenville, S.C.
<b>A South Carolina win opened the season:</b>	Home: 82-53 win vs. USC Upstate (Nov. 6, 2023), in Columbia, S.C. Away: 73-52 win at Wofford (Nov. 10, 2017) in Spartanburg, S.C. Neutral: 74-61 win vs. Chaminade (Nov. 19, 2001) in Maui, Hawaii (Maui Invite)
<b>South Carolina opened SEC play:</b>	Home: 68-62 win vs. Miss. State (Jan. 6, 2024), in Columbia, S.C. Away: 84-79 OT loss at Vanderbilt (Jan. 3, 2023), in Nashville, Tenn.





Official Basketball Box Score - Final  
**North Florida at South Carolina**  
11/04/24 Colonial Life Arena, Columbia  
2024-25 South Carolina Men's Basketball

Game Time: 7:00 PM  
Game Duration: 2:03  
Attendance: 12,388

Officials: Olandis Poole, Anthony Jordan, Josue Neves

North Florida - 74

Record: 1-0

NO.	Name		Min	FG		3P		FT		Rebounds			Fouls		TP	AS	TO	ST	Blocks		+/-
				M-A	M-A	M-A	M-A	M-A	M-A	OR	DR	TOT	PF	FD					BS	BA	
10	Josh Harris	F	15:18	2-5	0-0	0-0	1	2	3	4	0	4	0	4	0	3	2	1	1	2	
0	Jasai Miles	G	29:23	5-11	1-3	0-5	4	5	9	1	5	11	1	1	1	1	1	2	6		
2	Nate Lliteras	G	32:10	5-11	1-2	2-2	2	3	5	2	1	13	0	0	0	1	2	4			
4	Jaylen Smith	G	24:49	6-13	1-6	3-4	1	0	1	2	5	16	3	1	0	0	1	7			
33	Oscar Berry	G	18:19	0-3	0-2	0-0	1	1	2	3	0	0	1	0	0	0	0	4			
7	Liam Murphy		19:50	5-9	4-8	0-0	2	4	6	3	1	14	2	0	2	1	0	4			
11	Kamrin Oriol		23:08	3-8	3-7	0-0	0	2	2	1	0	9	0	1	0	0	1	-1			
3	Mason Lee		12:42	0-0	0-0	0-0	0	2	2	2	0	0	1	1	1	1	0	-4			
55	Ametri Moss		15:11	3-7	0-0	1-2	2	1	3	1	1	7	2	1	0	0	1	-4			
5	Dante Oliver		09:10	0-2	0-1	0-0	0	4	4	1	1	0	0	1	0	0	0	-3			
Team										2	4	6			0		0				
Totals				29-69	10-29	6-13	15	28	43	20	14	74	10	9	6	4	8	3			

Shooting By Period			
1 <sup>st</sup> FG%	13-35	37.1%	
3PT%	5-17	29.4%	
FT%	0-2	0%	
2 <sup>nd</sup> FG%	16-34	47.1%	
3PT%	5-12	41.7%	
FT%	6-11	54.5%	
GM FG%	29-69	42.0%	
3PT%	10-29	34.5%	
FT%	6-13	46.2%	

Dead Ball Rebounds: 4, 0

Technical Fouls: NONE

South Carolina - 71

Record: 0-1

NO.	Name		Min	FG		3P		FT		Rebounds			Fouls		TP	AS	TO	ST	Blocks		+/-
				M-A	M-A	M-A	M-A	M-A	M-A	OR	DR	TOT	PF	FD					BS	BA	
5	Nick Pringle	F	21:51	0-2	0-0	3-8	1	8	9	0	5	3	1	0	0	3	0	0	3	0	0
10	Myles Stute	F	16:37	2-5	2-4	0-0	0	0	0	0	0	0	1	6	0	0	0	0	0	0	-1
30	Collin Murray-Boyles	F	31:07	6-15	0-0	3-6	2	5	7	3	5	15	1	2	2	4	2	6			
2	Zachary Davis	G	26:51	4-8	1-5	3-4	1	5	6	4	2	12	4	2	1	0	0	-5			
6	Jamarii Thomas	G	33:18	4-8	0-2	4-4	0	4	4	3	5	12	2	3	2	0	1	3			
1	Jacobi Wright		27:40	6-8	0-1	0-0	0	2	2	1	0	12	6	2	0	0	0	-2			
23	Cam Scott		20:47	2-4	1-2	1-3	3	1	4	1	2	6	1	1	0	0	1	-4			
31	Benjamin Bosmans-Verdonk		04:09	1-3	0-0	0-0	0	1	1	1	0	2	0	0	0	1	0	-1			
21	Arden Conyers		08:06	0-1	0-1	0-0	0	1	1	1	0	0	0	0	0	0	0	-8			
0	Jordan Butler		02:57	1-2	1-1	0-0	0	0	0	0	0	0	0	3	0	0	0	2			
15	Morris Ugusuk		06:37	0-0	0-0	0-0	0	0	0	0	0	0	0	0	0	0	0	-5			
Team										2	1	3			0		0				
Totals				26-56	5-16	14-25	9	28	37	14	20	71	15	10	5	8	4	-3			

Shooting By Period			
1 <sup>st</sup> FG%	13-29	44.8%	
3PT%	3-8	37.5%	
FT%	7-14	50%	
2 <sup>nd</sup> FG%	13-27	48.1%	
3PT%	2-8	25.0%	
FT%	7-11	63.6%	
GM FG%	26-56	46.4%	
3PT%	5-16	31.3%	
FT%	14-25	56.0%	

Dead Ball Rebounds: 4, 0

Technical Fouls: NONE

	UNF	USC
Biggest lead	5 (2 <sup>nd</sup> 0:09)	8 (2 <sup>nd</sup> 14:10)
Best Scoring Run	8 (1 <sup>st</sup> 10:26)	8 (1 <sup>st</sup> 8:39)
Lead Changes	5	
Times Tied	7	
Time with Lead	03:31	28:48

Points from	UNF	USC
Turnovers	9	15
Paint	34	38
Second Chance	12	7
Fast Breaks	15	25
Bench	30	23

Period by Period Scoring			
	1st	2nd	TOT
UNF	31	43	74
USC	36	35	71



# 2024-25 South Carolina Men's Basketball Combined Team Statistics All games

Page 1/1  
as of Nov 07, 2024

## Game Records

Record	Overall	Home	Away	Neutral
ALL GAMES	0-1	0-1	0-0	0-0
CONFERENCE	0-0	0-0	0-0	0-0
NON-CONFERENCE	0-1	0-1	0-0	0-0

## Score by Periods

Team	1st	2nd	OT	TOT
South Carolina	36	35	0	71
Opponents	31	43	0	74

## Team Box Score

No.	Player				Total		3-Point		F-Throw		Rebounds													
		GP-GS	MIN	AVG	FG-FGA	FG%	3FG-3FGA	3FG%	FT-FTA	FT%	OFF	DEF	TOT	AVG	PF	DQ	A	TO	BLK	STL	PTS	AVG		
30	MURRAY-BOYLES, Collin	1-1	31:07	31.1	6-15	.400	0-0	.000	3-6	.500	2	5	7	7.0	3	0	1	2	4	2	15	15.0		
6	THOMAS, Jamarii	1-1	33:18	33.3	4-8	.500	0-2	.000	4-4	1.000	0	4	4	4.0	3	0	2	3	0	2	12	12.0		
1	WRIGHT, Jacobi	1-0	27:40	27.7	6-8	.750	0-1	.000	0-0	.000	0	2	2	2.0	1	0	6	2	0	0	12	12.0		
2	DAVIS, Zachary	1-1	26:51	26.9	4-8	.500	1-5	.200	3-4	.750	1	5	6	6.0	4	0	4	2	0	1	12	12.0		
10	STUTE, Myles	1-1	16:37	16.6	2-5	.400	2-4	.500	0-0	.000	0	0	0	0.0	0	0	0	0	0	0	6	6.0		
23	SCOTT, Cam	1-0	20:47	20.8	2-4	.500	1-2	.500	1-3	.333	3	1	4	4.0	1	0	1	1	0	0	6	6.0		
5	PRINGLE, Nick	1-1	21:51	21.9	0-2	.000	0-0	.000	3-8	.375	1	8	9	9.0	0	0	1	0	3	0	3	3.0		
0	BUTLER, Jordan	1-0	02:57	3.0	1-2	.500	1-1	1.000	0-0	.000	0	0	0	0.0	0	0	0	0	0	0	3	3.0		
31	BOSMANS-VERDONK, Benjamin	1-0	04:09	4.2	1-3	.333	0-0	.000	0-0	.000	0	1	1	1.0	1	0	0	0	1	0	2	2.0		
21	CONYERS, Arden	1-0	08:06	8.1	0-1	.000	0-1	.000	0-0	.000	0	1	1	1.0	1	0	0	0	0	0	0	0.0		
15	UGUSUK, Morris	1-0	06:37	6.6	0-0	.000	0-0	.000	0-0	.000	0	0	0	0.0	0	0	0	0	0	0	0	0.0		
Team											2	1	3											
Total		1	200		26-56	.464	5-16	.313	14-25	.560	9	28	37	37.0	14	0	15	10	8	5	71	71.0		
Opponents		1	200		29-69	.420	10-29	.345	6-13	.462	15	28	43	43.0	20	0	10	9	4	6	74	74.0		

## Team Statistics

	SC	OPP
<b>Scoring</b>		
Points per game	71.0	74.0
Scoring margin	-3.0	-
<b>Field goals-att</b>		
Field goal pct	.464	.420
<b>3 point fg-att</b>		
3-point FG pct	.313	.345
3-pt FG made per game	5.0	10.0
<b>Free throws-att</b>		
Free throw pct	.560	.462
F-Throws made per game	14.0	6.0
<b>Rebounds</b>		
Rebounds per game	37.0	43.0
Rebounding margin	-6.0	-
<b>Assists</b>		
Assists per game	15.0	10.0
<b>Turnovers</b>		
Turnovers per game	10.0	9.0
Turnover margin	-1.0	-
Assist/turnover ratio	1.5	1.1
<b>Steals</b>		
Steals per game	5.0	6.0
<b>Blocks</b>		
Blocks per game	8.0	4.0
<b>Winning streak</b>		
Home win streak	0	-
<b>Attendance</b>		
Home games-Avg/Game	1-12388	0-0
Neutral site-Avg/Game	-	0-0

## Team Results

Date	Opponent	Score	Att.
11/04/2024	North Florida	L 71-74	12388





South Carolina Men's Basketball  
Individual Career Summaries  
All games

Page 1/7  
as of Nov 07, 2024

**BOSMANS-VERDONK, Benjamin**

				Field Goals		3-Point		F-Throws		Rebounds										Scoring	
SEASON	TEAM	GP-GS	MIN/AVG	FG-FGA	FG%	3FG-3FGA	3FG%	FT-FTA	FT%	OFF	DEF	TOT	AVG	PF-FO	A	TO	BLK	STL		PTS	AVG
2019-20	Illini	9-0	57/6.3	4-11	.364	0-2	.000	3-4	.750	6	4	10	1.1	6-0	6	5	2	3		11	1.2
2020-21	Illini	8-0	18/2.2	1-3	.333	0-0	.000	0-0	.000	1	2	3	0.4	0-0	0	1	0	0		2	0.3
2021-22	Illini	24-2	186/7.8	17-36	.472	0-0	.000	5-17	.294	25	26	51	2.1	33-0	15	5	0	7		39	1.6
2022-23	SC	31-14	463/14.9	22-56	.393	0-0	.000	16-27	.593	56	40	96	3.1	68-1	35	40	7	11		60	1.9
2023-24	SC	17-0	165/9.7	17-28	.607	0-0	.000	8-12	.667	29	20	49	2.9	29-1	8	12	3	3		42	2.5
2024-25	SC	1-0	4/4.2	1-3	.333	0-0	.000	0-0	.000	0	1	1	1.0	1-0	0	0	1	0		2	2.0
TOTAL FOR SC		49-14	632/12.9	40-87	.460	0-0	.000	24-39	.615	85	61	146	3.0	98-2	43	52	11	14		104	2.1
TOTAL		90-16	893/9.9	62-137	.453	0-2	.000	32-60	.533	117	93	210	2.3	137-2	64	63	13	24		156	1.7

**Single Game Highs**

Statistic	Value	
Points	10	vs Florida A&M 12/30/23
Rebounds	10	vs Jackson St. 11/09/21, vs Arkansas St. 11/12/21
Assists	6	vs UTRGV 11/26/21
Steals	2	vs Purdue 01/17/22, vs USC Upstate 11/25/22, vs Hampton 11/23/19
Blocks	2	vs The Citadel 11/20/19
FG Made	4	vs Michigan St. 01/25/22, vs USC Upstate 11/25/22, vs Florida A&M 12/30/23
FG Attempts	7	vs Michigan St. 01/25/22, vs USC Upstate 11/25/22
3FG Attempts	1	vs The Citadel 11/20/19, vs Nicholls 11/05/19
FT Made	4	vs Furman 11/20/22, vs Ole Miss 01/17/23
FT Attempts	6	vs Ole Miss 01/17/23



South Carolina Men's Basketball  
Individual Career Summaries  
All games

Page 2/7  
as of Nov 07, 2024

**BUTLER, Jordan**

				Field Goals		3-Point		F-Throws		Rebounds									Scoring	
SEASON	TEAM	GP-GS	MIN/AVG	FG-FGA	FG%	3FG-3FGA	3FG%	FT-FTA	FT%	OFF	DEF	TOT	AVG	PF-FO	A	TO	BLK	STL	PTS	AVG
2023-24	MO	30-13	329/11.0	23-58	.397	4-25	.160	10-20	.500	19	38	57	1.9	67-4	4	12	25	9	60	2.0
2024-25	SC	1-0	3/3.0	1-2	.500	1-1	1.000	0-0	.000	0	0	0	0.0	0-0	0	0	0	0	3	3.0
TOTAL FOR SC		1-0	3/3.0	1-2	.500	1-1	1.000	0-0	.000	0	0	0	0.0	0-0	0	0	0	0	3	3.0
TOTAL		31-13	332/10.7	24-60	.400	5-26	.192	10-20	.500	19	38	57	1.8	67-4	4	12	25	9	63	2.0

**Single Game Highs**

Statistic	Value	
Points	10	at Ole Miss 02/17/24
Rebounds	5	at Texas A&M 01/23/24
Assists	2	vs Ole Miss 03/02/24
Steals	2	vs SIUE 11/13/23, at Vanderbilt 02/03/24
Blocks	3	vs Texas A&M 02/07/24
FG Made	4	at Ole Miss 02/17/24
FG Attempts	7	at Ole Miss 02/17/24
3FG Made	1	5 times
3FG Attempts	4	vs Illinois 12/22/23
FT Made	2	4 times
FT Attempts	4	vs Loyola Maryland 11/25/23, at Ole Miss 02/17/24

**CONYERS, Arden**

				Field Goals		3-Point		F-Throws		Rebounds									Scoring	
SEASON	TEAM	GP-GS	MIN/AVG	FG-FGA	FG%	3FG-3FGA	3FG%	FT-FTA	FT%	OFF	DEF	TOT	AVG	PF-FO	A	TO	BLK	STL	PTS	AVG
2024-25	SC	1-0	8/8.1	0-1	.000	0-1	.000	0-0	.000	0	1	1	1.0	1-0	0	0	0	0	0	0.0
TOTAL		1-0	8/8.1	0-1	.000	0-1	.000	0-0	.000	0	1	1	1.0	1-0	0	0	0	0	0	0.0

**Single Game Highs**

Statistic	Value	
Rebounds	1	vs North Florida 11/04/24
FG Attempts	1	vs North Florida 11/04/24
3FG Attempts	1	vs North Florida 11/04/24





South Carolina Men's Basketball  
Individual Career Summaries  
All games

Page 3/7  
as of Nov 07, 2024

DAVIS, Zachary

				Field Goals		3-Point		F-Throws		Rebounds									Scoring	
SEASON	TEAM	GP-GS	MIN/AVG	FG-FGA	FG%	3FG-3FGA	3FG%	FT-FTA	FT%	OFF	DEF	TOT	AVG	PF-FO	A	TO	BLK	STL	PTS	AVG
2022-23	SC	30-2	418/13.9	26-68	.382	6-35	.171	8-12	.667	16	51	67	2.2	33-0	22	18	5	21	66	2.2
2023-24	SC	33-17	757/23.0	70-162	.432	18-72	.250	36-54	.667	32	86	118	3.6	60-0	43	32	7	22	194	5.9
2024-25	SC	1-1	27/26.9	4-8	.500	1-5	.200	3-4	.750	1	5	6	6.0	4-0	4	2	0	1	12	12.0
TOTAL		64-20	1202/18.8	100-238	.420	25-112	.223	47-70	.671	49	142	191	3.0	97-0	69	52	12	44	272	4.3

Single Game Highs

Statistic	Value	
Points	16	at Texas A&M 02/28/24
Rebounds	9	at Ole Miss 02/24/24
Assists	4	vs Auburn 03/15/24, vs Arkansas 03/14/24, vs North Florida 11/04/24
Steals	3	vs Alabama 02/22/23, vs Georgia 03/04/23, vs USC Upstate 11/06/23
Blocks	2	vs Tennessee 01/07/23
FG Made	8	at Texas A&M 02/28/24
FG Attempts	14	at Texas A&M 02/28/24
3FG Made	2	vs Alabama 02/22/23, vs DePaul 11/17/23, vs Missouri 01/27/24
3FG Attempts	5	vs North Florida 11/04/24, vs Tennessee 03/06/24, vs USC Upstate 11/25/22
FT Made	6	at Ole Miss 02/24/24, vs Florida 03/02/24, vs Auburn 03/15/24
FT Attempts	8	at Ole Miss 02/24/24, vs Auburn 03/15/24

MURRAY-BOYLES, Collin

				Field Goals		3-Point		F-Throws		Rebounds										Scoring	
SEASON	TEAM	GP-GS	MIN/AVG	FG-FGA	FG%	3FG-3FGA	3FG%	FT-FTA	FT%	OFF	DEF	TOT	AVG	PF-FO	A	TO	BLK	STL	PTS	AVG	
2023-24	SC	28-19	637/22.7	117-196	.597	0-5	.000	58-87	.667	66	93	159	5.7	66-1	49	34	28	29	292	10.4	
2024-25	SC	1-1	31/31.1	6-15	.400	0-0	.000	3-6	.500	2	5	7	7.0	3-0	1	2	4	2	15	15.0	
TOTAL		29-20	668/23.0	123-211	.583	0-5	.000	61-93	.656	68	98	166	5.7	69-1	50	36	32	31	307	10.6	

Single Game Highs

Statistic	Value	
Points	31	vs Vanderbilt 02/10/24
Rebounds	12	at Texas A&M 02/28/24
Assists	6	at Mississippi St. 03/09/24
Steals	4	vs Missouri 01/27/24, at Mississippi St. 03/09/24, vs Arkansas 03/14/24
Blocks	4	4 times
FG Made	14	vs Vanderbilt 02/10/24
FG Attempts	17	vs Vanderbilt 02/10/24
3FG Attempts	1	5 times
FT Made	9	vs Florida 03/02/24
FT Attempts	10	vs Georgia 01/16/24, vs Florida 03/02/24



South Carolina Men's Basketball  
Individual Career Summaries  
All games

Page 4/7  
as of Nov 07, 2024

**PRINGLE, Nick**

				Field Goals		3-Point		F-Throws		Rebounds									Scoring	
SEASON	TEAM	GP-GS	MIN/AVG	FG-FGA	FG%	3FG-3FGA	3FG%	FT-FTA	FT%	OFF	DEF	TOT	AVG	PF-FO	A	TO	BLK	STL	PTS	AVG
2020-21	WOF	15-0	92/6.2	13-22	.591	0-2	.000	4-11	.364	13	19	32	2.1	13-0	2	9	1	8	30	2.0
2022-23	UA	36-0	289/8.0	50-59	.847	0-0	.000	26-55	.473	37	74	111	3.1	59-0	7	17	15	8	126	3.5
2023-24	UA	34-16	626/18.4	86-138	.623	0-0	.000	60-108	.556	74	101	175	5.1	89-5	24	34	23	11	232	6.8
2024-25	SC	1-1	22/21.9	0-2	.000	0-0	.000	3-8	.375	1	8	9	9.0	0-0	1	0	3	0	3	3.0
TOTAL FOR SC		1-1	22/21.9	0-2	.000	0-0	.000	3-8	.375	1	8	9	9.0	0-0	1	0	3	0	3	3.0
TOTAL		86-17	1029/12.0	149-221	.674	0-2	.000	93-182	.511	125	202	327	3.8	161-5	34	60	42	27	391	4.5

**Single Game Highs**

Statistic	Value	
Points	19	vs Georgia 02/18/23, vs A&M-Corpus Christi 03/16/23
Rebounds	15	vs A&M-Corpus Christi 03/16/23
Assists	3	vs Arkansas 03/09/24, vs North Carolina 03/28/24, vs Clemson 03/30/24
Steals	3	vs Toccoa Falls 11/25/20, vs Florida 02/08/23
Blocks	3	vs Longwood 11/07/22, vs South Alabama 11/14/23, vs North Florida 11/04/24
FG Made	9	vs Georgia 02/18/23
FG Attempts	13	vs Florida 02/21/24
3FG Attempts	1	vs Carver 11/28/20, at Richmond 12/07/20
FT Made	8	vs Clemson 03/30/24
FT Attempts	13	vs Clemson 03/30/24

**SCOTT, Cam**

				Field Goals		3-Point		F-Throws		Rebounds									Scoring	
SEASON	TEAM	GP-GS	MIN/AVG	FG-FGA	FG%	3FG-3FGA	3FG%	FT-FTA	FT%	OFF	DEF	TOT	AVG	PF-FO	A	TO	BLK	STL	PTS	AVG
2024-25	SC	1-0	21/20.8	2-4	.500	1-2	.500	1-3	.333	3	1	4	4.0	1-0	1	1	0	0	6	6.0
TOTAL		1-0	21/20.8	2-4	.500	1-2	.500	1-3	.333	3	1	4	4.0	1-0	1	1	0	0	6	6.0

**Single Game Highs**

Statistic	Value	
Points	6	vs North Florida 11/04/24
Rebounds	4	vs North Florida 11/04/24
Assists	1	vs North Florida 11/04/24
FG Made	2	vs North Florida 11/04/24
FG Attempts	4	vs North Florida 11/04/24
3FG Made	1	vs North Florida 11/04/24
3FG Attempts	2	vs North Florida 11/04/24
FT Made	1	vs North Florida 11/04/24
FT Attempts	3	vs North Florida 11/04/24





South Carolina Men's Basketball  
Individual Career Summaries  
All games

Page 5/7  
as of Nov 07, 2024

STUTE, Myles

SEASON	TEAM	GP-GS	MIN/AVG	Field Goals		3-Point		F-Throws		Rebounds									Scoring	
				FG-FGA	FG%	3FG-3FGA	3FG%	FT-FTA	FT%	OFF	DEF	TOT	AVG	PF-FO	A	TO	BLK	STL	PTS	AVG
2020-21	VU	21-3	315/15.0	22-76	.289	18-63	.286	19-25	.760	12	37	49	2.3	25-0	11	17	2	6	81	3.9
2021-22	VU	36-30	865/24.0	99-221	.448	79-183	.432	29-42	.690	27	105	132	3.7	85-1	13	25	10	24	306	8.5
2022-23	VU	34-26	874/25.7	93-268	.347	74-205	.361	24-36	.667	29	127	156	4.6	79-1	19	45	4	19	284	8.4
2023-24	SC	27-17	633/23.5	77-188	.410	45-117	.385	26-38	.684	28	60	88	3.3	49-0	27	33	5	17	225	8.3
2024-25	SC	1-1	17/16.6	2-5	.400	2-4	.500	0-0	.000	0	0	0	0.0	0-0	0	0	0	0	6	6.0
TOTAL FOR SC		28-18	650/23.2	79-193	.409	47-121	.388	26-38	.684	28	60	88	3.1	49-0	27	33	5	17	231	8.3
TOTAL		119-77	2704/22.7	293-758	.387	218-572	.381	98-141	.695	96	329	425	3.6	238-2	70	120	21	66	902	7.6

Single Game Highs

Statistic	Value	
Points	22	at Texas A&M 01/28/23
Rebounds	11	vs Southern Miss. 11/11/22
Assists	3	4 times
Steals	4	vs Winthrop 11/20/21
Blocks	2	vs Mississippi Val. 11/29/21
FG Made	7	4 times
FG Attempts	15	at Texas A&M 01/28/23
3FG Made	7	at Temple 11/15/22, at Texas A&M 01/28/23
3FG Attempts	14	at Texas A&M 01/28/23
FT Made	8	vs Arkansas 01/14/23
FT Attempts	8	vs South Carolina 01/08/22, vs Arkansas 01/14/23, vs VMI 11/13/23



South Carolina Men's Basketball  
Individual Career Summaries  
All games

Page 6/7  
as of Nov 07, 2024

THOMAS, Jamarii

				Field Goals		3-Point		F-Throws		Rebounds									Scoring	
SEASON	TEAM	GP-GS	MIN/AVG	FG-FGA	FG%	3FG-3FGA	3FG%	FT-FTA	FT%	OFF	DEF	TOT	AVG	PF-FO	A	TO	BLK	STL	PTS	AVG
2021-22	UNCW	26-0	178/6.9	15-46	.326	2-11	.182	18-24	.750	7	21	28	1.1	24-0	15	20	3	8	50	1.9
2022-23	UNCW	34-23	651/19.2	79-213	.371	21-62	.339	61-82	.744	15	60	75	2.2	64-0	75	59	4	22	240	7.1
2023-24	Norf	33-30	1025/31.0	155-384	.404	52-137	.380	195-241	.809	24	101	125	3.8	81-0	125	79	3	69	557	16.9
2024-25	SC	1-1	33/33.3	4-8	.500	0-2	.000	4-4	1.000	0	4	4	4.0	3-0	2	3	0	2	12	12.0
TOTAL FOR SC		1-1	33/33.3	4-8	.500	0-2	.000	4-4	1.000	0	4	4	4.0	3-0	2	3	0	2	12	12.0
TOTAL		94-54	1888/20.1	253-651	.389	75-212	.354	278-351	.792	46	186	232	2.5	172-0	217	161	10	101	859	9.1

Single Game Highs

Statistic	Value	
Points	31	at Illinois St. 12/09/23
Rebounds	7	vs Penn St-Wilkes Barre 11/06/23
Assists	9	vs William & Mary 11/28/23
Steals	5	vs FGCU 11/20/23
Blocks	1	10 times
FG Made	9	at Stony Brook 12/13/23
FG Attempts	19	at Morgan St. 02/26/24
3FG Made	5	at Stony Brook 12/13/23
3FG Attempts	8	at Delaware St. 03/02/24
FT Made	16	vs N.C. Central 02/19/24
FT Attempts	19	vs N.C. Central 02/19/24

UGUSUK, Morris

				Field Goals		3-Point		F-Throws		Rebounds									Scoring	
SEASON	TEAM	GP-GS	MIN/AVG	FG-FGA	FG%	3FG-3FGA	3FG%	FT-FTA	FT%	OFF	DEF	TOT	AVG	PF-FO	A	TO	BLK	STL	PTS	AVG
2023-24	SC	30-0	307/10.2	23-68	.338	14-48	.292	7-9	.778	6	14	20	0.7	10-0	16	15	3	5	67	2.2
2024-25	SC	1-0	7/6.6	0-0	.000	0-0	.000	0-0	.000	0	0	0	0.0	0-0	0	0	0	0	0	0.0
TOTAL		31-0	314/10.1	23-68	.338	14-48	.292	7-9	.778	6	14	20	0.6	10-0	16	15	3	5	67	2.2

Single Game Highs

Statistic	Value	
Points	11	vs Florida A&M 12/30/23
Rebounds	4	at Tennessee 01/30/24
Assists	5	vs Charleston So. 12/16/23
Steals	2	vs VMI 11/13/23, at Auburn 02/14/24
Blocks	1	vs Virginia Tech 11/10/23, vs DePaul 11/17/23, at Alabama 01/09/24
FG Made	3	vs Florida A&M 12/30/23, vs Missouri 01/27/24
FG Attempts	9	vs VMI 11/13/23
3FG Made	3	vs Florida A&M 12/30/23
3FG Attempts	6	vs Winthrop 12/19/23
FT Made	2	vs Florida A&M 12/30/23, at Alabama 01/09/24, vs Missouri 01/27/24
FT Attempts	2	4 times



South Carolina Men's Basketball  
Individual Career Summaries  
All games

Page 7/7  
as of Nov 07, 2024

WRIGHT, Jacobi

				Field Goals		3-Point		F-Throws		Rebounds									Scoring	
SEASON	TEAM	GP-GS	MIN/AVG	FG-FGA	FG%	3FG-3FGA	3FG%	FT-FTA	FT%	OFF	DEF	TOT	AVG	PF-FO	A	TO	BLK	STL	PTS	AVG
2021-22	SC	30-9	465/15.5	36-113	.319	11-43	.256	20-28	.714	7	40	47	1.6	36-0	55	38	1	15	103	3.4
2022-23	SC	32-15	941/29.4	82-207	.396	28-80	.350	42-57	.737	14	53	67	2.1	56-0	57	31	1	17	234	7.3
2023-24	SC	34-1	779/22.9	69-191	.361	29-90	.322	35-49	.714	15	46	61	1.8	46-0	64	21	2	15	202	5.9
2024-25	SC	1-0	28/27.7	6-8	.750	0-1	.000	0-0	.000	0	2	2	2.0	1-0	6	2	0	0	12	12.0
TOTAL		97-25	2211/22.8	193-519	.372	68-214	.318	97-134	.724	36	141	177	1.8	139-0	182	92	4	47	551	5.7

Single Game Highs

Statistic	Value	
Points	18	at LSU 02/18/23, vs Alabama 02/22/23
Rebounds	6	vs Georgetown 12/05/21, vs Eastern Mich. 12/30/22
Assists	6	vs Georgetown 12/05/21, vs North Florida 11/04/24
Steals	2	9 times
Blocks	1	4 times
FG Made	7	vs Alabama 02/22/23
FG Attempts	12	vs USC Upstate 11/25/22, vs Florida 03/02/24
3FG Made	5	at LSU 02/18/23
3FG Attempts	8	at LSU 02/18/23, vs Florida 03/02/24
FT Made	5	vs Georgia 03/04/23
FT Attempts	8	vs Georgia 03/04/23