

SOCON CHAMPIONS

2003 • 2007
2010 • 2012
2017 • 2018 • 2019



WOFFORD

FOOTBALL

NCAA PLAYOFFS

1990 • 1991 • 2003
2007 • 2008 • 2010
2011 • 2012 • 2016
2017 • 2018 • 2019

GAME
12

**WOFFORD**

5-6, 3-5 SOCON

AT**SOUTH CAROLINA**

7-3, 5-3 SEC



NOVEMBER 23, 2024 • 4:00 PM • WILLIAMS-BRICE STADIUM • COLUMBIA, S.C.

GAME INFORMATION

Facility Williams-Brice Stadium (77,559)
Surface Natural Grass
Series South Carolina leads 20-4
In Columbia South Carolina leads 18-2
Last Meeting South Carolina 31-10 (11/18/17)

Radio Wofford/Peak Digital Network
wofford.leanstream.com
Jim Noble (play-by-play)
Thom Henson (color)

Audio Van Hipp (sideline)
www.woffordterriers.com/radio

TV SEC Network+
Jay Alter (play-by-play)
Rocky Boiman (color)
Ashley Stroehlein (reporter)

Twitter/X @WoffordTerriers
@Wofford_FB

**GAME WEEK MEDIA**

Coach Watson Availability: Media members are invited to the weekly Shawn Watson media availability held on Mondays via zoom. Wofford players will be present if class schedules permit. Please call in advance if you plan on watching for the link.

Interviews: All interviews with Wofford coaches and players must be arranged through the media relations office. Contact athletic communications director Brent Williamson at (864) 597-4093 or by email at williamsondb@wofford.edu for interviews. The Wofford locker room and training room are closed to the media at all times. Phone numbers of student-athletes will not be released to the media.

Practices: All Wofford practices are open to the media. Please contact the athletic media relations office for an updated schedule. The Terriers typically practice on Sunday, Tuesday, Wednesday and Thursday afternoons. All practices are held on the practice fields behind Gibbs Stadium.

Credentials: Credentials are required for all Wofford football games. For credentials and parking passes, please contact Brent Williamson by email at williamsondb@wofford.edu at least 48 hours prior to a game. Media parking is limited at Gibbs Stadium. Media Will-Call is located under the videoboard.

THE SOUTH CAROLINA GAME












Wofford will play the final game of the 2024 season on Saturday at South Carolina ... The Terriers are 5-6 entering the game, following victories over Gardner-Webb (21-20), #14 Richmond (26-19), VMI (31-16), Samford (17-13), and Furman (19-13), along with losses to #13 William & Mary (28-21), #12 Mercer (22-3), Western Carolina (21-17), #19 Chattanooga (37-5), #23 East Tennessee State (24-7), and The Citadel (30-17)... In the Southern Conference, the Terriers finish at 3-5 this season ... In a series that began in 1895, South Carolina holds a 20-4 lead over the Terriers ... The Gamecocks have won the last 17 meetings, with Wofford's last win in 1917 ... South Carolina was 5-7 overall and 3-5 in the Southeastern Conference last season ... So far in 2024 they are 7-3 overall, with a 5-3 mark in the SEC after wins against Kentucky, Oklahoma, Texas A&M, Vanderbilt, and Missouri ... They are ranked #19 by the AP and #19 in the AFCA Coaches Poll.

TERRIER TOP NOTES

Here are the top notes of interest heading into the game against South Carolina ...

- Wofford has played five games against teams in the NCAA FCS top 25, the most since 2017.
- Against FBS teams, Wofford is 1-25 overall with the win in 2000 against Louisiana-Monroe.
- Five Terriers have earned SoCon Player of the Week honors so far this year, the most since eight in 2017.
- Shawn Watson is entering his second full season as head coach of the Terriers.
- The Wofford defense is 37th in the nation and fourth in the SoCon, with the passing defense 14th overall and first in the SoCon.
- Nine players were named to the All-Southern Conference preseason team. Five players earned spots on the first team, the most in the league, including RB Ryan Ingram, TE Jordan Davis, DL Brandon Maina, LB David Powers and DB Maximus Pulley.

2024 SCHEDULE/RESULTS

	August 29 WOFFORD at Gardner-Webb W, 21-20 Wofford scored ten unanswered points in the fourth quarter for the victory
	September 7 WOFFORD at #14/15 Richmond W, 26-19 Down early, Wofford scored 23 straight points to take a lead in the second half
	September 14 #13/13 William & Mary at WOFFORD L, 21-28 The Tribe took the lead late in the fourth quarter in a hard-fought contest
	September 28 #12/13 Mercer at WOFFORD L, 3-22 Mercer led 6-3 at the half and took advantage of four INTs in the second half for the win
	October 5 WOFFORD at Western Carolina L, 17-21 The Terriers took a 17-14 lead in the third quarter, but a Catamount touchdown sealed the win
	October 12 VMI at WOFFORD W, 31-16 Down 16-15 in the fourth quarter, Wofford rallies with the next 16 points for the victory
	October 19 WOFFORD at #19/RV Chattanooga L, 5-37 In the second half, the Mocs took advantage of four turnovers to score 27 unanswered points
	October 26 #23/RV East Tennessee State at WOFFORD L, 7-24 The Bucs led 10-7 in the third quarter and scored the final 14 points
	November 2 WOFFORD at Samford W, 17-13 Down 13-7 in the third quarter, Wofford scores the final ten points for the road win
	November 9 WOFFORD at Furman W, 19-13 Tied at the half at 10, Wofford held Furman to just three points in the final two quarters
	November 16 The Citadel at WOFFORD L, 17-30 Wofford was up 17-13 at the half, but The Citadel scored 17 unanswered points in the second half
	November 23 WOFFORD at #19 South Carolina 4:00 PM Wofford returns to South Carolina for the first time since 2017

THIS WEEK'S OPPONENT ...

SOUTH CAROLINA'S LAST GAME

LaNorris Sellers threw a 15-yard touchdown pass to Raheim Sanders with 15 seconds left and No. 23 South Carolina beat No. 24 Missouri 34-30 on Saturday night for its third straight victory over a ranked opponent. Sellers had career highs of five TD passes and 353 yards, completing 21 of 30 attempts.

The Gamecocks (7-3, 5-3) have won four straight Southeastern Conference games for the first time since Steve Spurrier was coach in 2012. Sellers threw three first-half touchdown passes for a 21-6 lead.

But the Tigers (7-3, 3-3) twice battled back to take the lead in the fourth quarter, the final time on Brady Cook's 37-yard TD pass to Luther Burden III with 1:10 to go for a 30-27 lead.

Sellers, though, was far from done. He hit on passes of 10 and 49 yards to bring the Gamecocks to the Missouri 21. After Sellers' 7 yard run, he flipped the ball to Sanders who bulled his way across the goal line..

SOUTH CAROLINA TERRIERS

Wofford has 37 players from the state of South Carolina, including eight from the Columbia area - Nathanael Cole, Mason Harrington, Ben Holmes, Cooper Horton, Mitchell McKay, Jack Purdy, Gavin Taylor, and D.J. Tyler.

SERIES NOTES

South Carolina leads 20-4

All games at Wofford: Series tied 2-2

All games at USC: USC leads 18-2

Neutral site games: 0-0

Games in Gibbs Stadium: 0-0

Games in Williams-Brice: USC leads 10-0

Shawn Watson vs. USC: First Meeting

Shane Beamer vs. Wofford: First Meeting

Last Wofford Win: 20-0 in 1917

Last USC Win: 31-10 in 2017

Last Wofford win at USC: 6-4 in 1896

Longest Wofford win streak: 3 (1895-1901)

Longest USC win streak: 17 (current)

Last 10 games: USC leads 10-0

Current Streak: USC has won 17 straight

Largest Wofford win: 20 (20-0 in 1917)

Largest USC win: 49 (49-0 in 1953)

Notes: The teams took a 44-year hiatus between meetings (1957-2001) ... A crowd of 79,982 attended the game at Williams-Brice Stadium in 2012, the third-largest crowd to ever watch the Terriers ... A fall 2020 meeting was canceled due to the COVID-19 pandemic.

Date	Winner	WOF	Opp	Site
11/14/1895	Wofford	10	0	A
11/19/1896	Wofford	6	4	A
11/18/1901	Wofford	11	6	H
11/4/1914	South Carolina	0	25	H
11/4/1915	South Carolina	6	33	H
10/14/1916	South Carolina	3	23	A
11/17/1917	Wofford	20	0	H
11/23/1918	South Carolina	0	13	A
10/2/1920	South Carolina	0	10	A
10/20/1922	South Carolina	0	20	A
10/16/1925	South Carolina	0	6	A
10/15/1926	South Carolina	13	27	A
10/14/1932	South Carolina	0	19	A
9/23/1933	South Carolina	0	31	A
9/20/1952	South Carolina	0	33	A
11/21/1953	South Carolina	0	49	A
9/17/1955	South Carolina	7	26	A
9/15/1956	South Carolina	13	26	A
9/28/1957	South Carolina	0	26	A
11/3/2001	South Carolina	14	38	A
9/16/2006	South Carolina	20	27	A
9/20/2008	South Carolina	13	23	A
11/17/2012	South Carolina	7	24	A
11/18/2017	South Carolina	10	31	A

LAST MEETING

WOFFORD 10, SOUTH CAROLINA 31
SATURDAY, NOVEMBER 18, 2017

COLUMBIA, S.C. — On Saturday afternoon, the Wofford College football team was defeated by South Carolina 31-10 at Williams-Brice Stadium. The Terriers made it a 14-10 game on the first possession of the second half, but the Gamecocks scored the next 17 points to pull away for the win.

Wofford is 9-2 overall and South Carolina is 8-3 on the season. The Terriers were led by Lennox McAfee with 49 rushing yards, while Brandon Goodson was 3-of-6 passing. Jake Bentley led the Gamecocks with 22-of-28 passing for 194 yards and a touchdown, along with two rushing touchdowns.

The Gamecocks had a pair of passing first downs and moved the ball across midfield, but punted after a sack by Terrance Morris. Wofford had a 14 play drive that ended with a 32-yard field goal by Luke Carter for a 3-0 lead at 3:43 in the first quarter. On the next drive by South Carolina, they converted a fourth-and-one at midfield. On fourth-and-two, a pass was incomplete and Wofford took over on downs. On the first play by the Terriers, Brandon Goodson was intercepted by Skai Moore at midfield. After four first downs, Jake Bentley ran it in for a touchdown and South Carolina took a 7-3 lead at 7:37 in the second quarter. Wofford was able to gain one first down before punting. The Gamecocks took over and scored on a 23-yard touchdown pass to Bryan Edwards for a 14-3 lead with 55 seconds left in the first half. Wofford ran two plays before the half ended.

To begin the second half, Lennox McAfee had a 23-yard run for a first down. A first down on a personal foul penalty moved the Terriers across midfield. Lennox McAfee added another first down and a first down run by Blake Morgan had the Terriers in the red zone. On fourth-and-one from the two, the Gamecocks were offside for a first down. Blake Morgan capped the drive with a one-yard touchdown run. Wofford trailed 14-10 with 9:23 on the clock in the third quarter. The Gamecocks had two first downs and a then a 30-yard run by A.J. Turner to move inside the ten. Jake Bentley scored from two-yards out for a 21-10 lead at 6:21 in the third. Wofford had one first down and then failed to convert on a fourth-and-one and the Gamecocks took over at the 46-yard line.

The Gamecocks then had a fourth-and-one, which they converted with a Jake Bentley run. Parker White hit a 27-yard field goal to extend the lead to 24-10 with 13:43 on the clock in the fourth quarter. On the next drive by Wofford, Joe Newman fumbled and the ball was recovered at the 37-yard line. Working with the short field, the Gamecocks had two first downs and scored on a two-yard run by A.J. Turner as they pushed the score to 31-10 with 9:54 left in the fourth quarter.

With the ball back, Lennox McAfee had a 27-yard run for a first down, but then a fumble lost ten yards. Joe Newman found R.J. Taylor to get 17 yards and then Newman had a first down run. Newman was intercepted by Rashad Fenton on third down and the Gamecocks took over with 4:49 left on the clock. South Carolina picked up two first downs and ran out the clock to end the game.

WOFFORD	3	0	7	0	10
SOUTH CAROLINA	0	14	7	10	31

1st Quarter

WOF - Luke Carter 32 yd field goal, 3:43

2nd Quarter

SC - Jake Bentley 1 yd run (Parker White kick), 7:37

SC - Bryan Edwards 23 yd pass from Jake Bentley (Parker White kick), 00:55

3rd Quarter

WOF - Blake Morgan 1 yd run (Luke Carter kick), 9:23

SC - Jake Bentley 1 yd run (Parker White kick), 6:21

4th Quarter

SC - Parker White 27 yd field goal, 13:43

SC - A.J. Turner 2 yd run (Parker White kick), 9:54

STAT COMPARISON

WOFFORD FOOTBALL



Avg.	SoCon Rank	NCAA Rank	Category	NCAA Rank	SEC Rank	Avg.
105.7	6	107	Rushing Offense	52	6	173.5
191.8	7	74	Passing Offense	80	12	213.7
297.5	8	107	Total Offense	66	10	387.2
16.7	8	115	Scoring Offense	46	7	30.6
153.1	5	63	Rushing Defense	21	5	110.9
184.7	1	28	Passing Yds Allowed	40	7	198.4
337.8	4	37	Total Defense	17	6	309.3
22.1	4	32	Scoring Defense	20	7	18.8
36.41	8	73	Net Punting	11	7	42.80
18.29	1	2	Punt Returns	67	7	7.87
22.15	4	32	Kickoff Returns	98	12	18.27
-0.09	6	64	Turnover Margin	29	5	+0.50
1.64	8	85	Sacks	3	2	3.50
1.55	2	39	Sacks Allowed	122	14	3.30
28:20	8	103	Time of Possession	38	5	31:06

123 FCS Teams Ranked

ABOUT WOFFORD

Shawn Watson is in his second full season as head coach of the Terriers. On offense, the offensive line features returning starters Quincy Hughes and Briggs Kears. Clayton Hixon, Luke Moise and either Santana Haynes-Goodman or Mason Howard are at the other three spots. The pro spread offense usually sees three receivers, one tight end and one running back in most formations. Kyle Watkins has 43 catches for 681 yards, while Isaiah Scott has 27 catches for 334 yards. Jordan Davis starts at tight end and has 18 catches and three touchdowns. Ryan Ingram leads the team in rushing with 650 yards on 142 carries with a team-best six touchdowns. At quarterback, Amari Odom started the first four games, Pauly Seeley started the next three contests and Bryce Corriston started against ETSU. Odom has been back for the last three games and is 102-of-183 passing for 1,350 yards and six touchdowns.

The defense remains a 3-4 base, with the defensive line led by returner Anthonie Lattany, who has three sacks. He is joined by Marion Smokes and Seth Foster. The linebacker position has three returners from last season. Jalen Marshall leads the team with 89 tackles and 12 tackles for loss, while John Boyles and David Powers also started last season. Isaiah Managa steps in to start at the other outside linebacker position. In the secondary, Amir Annoor and Isaiah Wadsworth return at cornerback. At safety, transfer C.J. Coombes joins returner Maximus Pulley.

Devery Cagle is 8-of-9 on field goals and 13-of-14 on PATs. Sam Spence has 55 punts with a 40.9 average and has a 55.2 average on 23 kickoffs. Cavan Craig has a 59.1 average on 10 kickoffs. Tommy DiLiegro handles long snapping duties.

INJURY REPORT

Tight end Jacob Ritchie (knee), running back David Legette (Achilles), wide receiver Kyle Pinnix (knee), offensive lineman Ben Holmes (hip), defensive lineman Brandon Maina (knee), linebacker Nick Morgan (knee), offensive lineman Anthony Garcia (knee), kicker Bridger Jones (hip), and offensive lineman Gavin Major (shoulder) will miss the remainder of the season due to injury.

SENIOR'S LAST LAP

The Citadel game marked the final regular season home contest for 34 Wofford seniors. The group includes nine fifth year seniors: John Boyles, Bryce Corriston, Anthony Garcia, Ryan Ingram, Briggs Kears, Anthonie Lattany, David Legette, David Powers, Isaiah Wadsworth. There are also 25 true seniors. They are: Amir Annoor, Matthew Clayton, Damien Curtis, Jordan Davis, Marcus Dees, Julio Del Jesus, Seth Foster, Marcus Gatling, Gabriel Harris, Josh Harris, Quincy Hughes, Marc Magno, Brandon Maina, Ben Marler, Isaiah Managa, John Mazzella, Kyle Pinnix, Maximus Pulley, Benny Radicia, Jacob Ritchie, Jahaad Scales, Corey Seay, Gavin Taylor, Andrew Vaught, and Kyle Watkins.

COMPARED TO LAST YEAR

With eleven games played, the Terriers have shown improvement over last year. The five wins are equal to the last two years combined (5). The team has scored 184 points compared to 152 in 2023, while also giving up 233 points as opposed to 278 last season.

SOCON PLAYER OF THE WEEK

On September 2, linebacker Jalen Marshall was named the Southern Conference Defensive Player of the week. Marshall, a junior from Hiram, Georgia, led the Terriers with ten tackles in the win at Gardner-Webb on Thursday night.

SOCON PLAYERS OF THE WEEK PART 2

On September 9, the Southern Conference named quarterback Amari Odom the Offensive Player of the Week and defensive back Amir Annoor was named the Defensive Player of the Week. Annoor, a senior from Nashville, Tennessee, had two interceptions in the second half as the Terrier defense combined for four interceptions at Richmond. Odom, a second-year freshman from Inglewood, California, led the offense to a 26-19 road win at Richmond. He threw for 219 yards and two touchdowns on 16-of-28 attempts.

SOCON PLAYER OF THE WEEK PART 3

On September 16, defensive back C.J. Coombes was named the SoCon Defensive Player of the Week. Coombes, a second-year freshman from Bellefonte, Delaware, led the Terriers in tackles with 13 against #13 William & Mary. In the fourth quarter, he recovered a fumble.

SOCON PLAYER OF THE WEEK PART 4

On October 7, linebacker David Powers was named the SoCon Defensive Player of the Week. Powers, a senior from El Paso, Texas, led the Terriers in tackles with 11 on Saturday at Western Carolina. Early in the fourth quarter with the Catamounts driving, Powers intercepted a pass on the two-yard line to prevent a touchdown.

STATS PERFORM NATIONAL TEAM OF THE WEEK

After the win over Richmond, Wofford was named the Stats Perform FCS National Team of the Week for the first time in school history. The Terriers had back-to-back road wins over 2023 NCAA FCS Playoff qualifiers to begin the 2024 season.

JERRY RICE AWARD WATCH LIST

Defensive back C.J. Coombes is one of 30 players named to the in-season watch list of the Stats Perform 2024 Jerry Rice Award, which honors the FCS freshman player of the year in college football's Division I subdivision. Coombes, a second-year freshman from Bellefonte, Delaware, is second on the team in total tackles with 81. Among the SoCon leaders he is 11th in total tackles.

WOFFORD'S LAST GAME

On Saturday afternoon, Wofford held a 17-13 lead at halftime, but The Citadel rallied with 17 unanswered points in the second half to come away with a 30-17 win at Gibbs Stadium. The Terriers had three turnovers in the fourth quarter.

Wofford is now 5-6 overall and 3-5 in the Southern Conference. The Citadel is 5-6 overall and 3-5 in league play. Ryan Ingram led the Terriers with 103 rushing yards on twelve carries, while Amari Odom was 14-of-21 passing. The Bulldogs were led by Cooper Wallace with nine carries for 84 yards and a touchdown.

Wofford had 267 total yards, with 159 passing yards. The Citadel had 357 total yards, with 191 of those rushing yards. Wofford had 15 first downs to 20 for the Bulldogs. Wofford was 3-of-8 on third down and 1-of-1 on fourth down. The Citadel was 7-of-16 on third down and 2-of-2 on fourth down. The Citadel was called for eight penalties, while Wofford was called for seven. The Citadel had a 35:47 to 24:13 time of possession advantage.

WOFFORD VS. THE CITADEL GAME NOTES

This was the 78th meeting between the two teams in a series that began in 1916. Wofford has won two of the last three meetings ... Ryan Ingram rushed for 103 yards on 12 carries. It was his second 100+ rushing game of the season and sixth of his career ... The Terriers scored a touchdown on their opening drive of the game for the first time this season ... C.J. Coombes and David Powers led the Wofford defense with ten tackles each. Marion Smokes had two sacks ... Game captains were John Boyles, Jordan Davis, Ryan Ingram, and Isaiah Wadsworth ... Attendance at Gibbs Stadium was 4,341.

2024 PRESEASON ALL-SOCON

The Terriers had nine players recognized by the league's coaches on the 2024 preseason all-conference first and second team. The nine selections were the most for the Terriers most since the 2019 season. Five players earned spots on the first team, the most in the league. Senior running back Ryan Ingram, who led the team in rushing and rushing touchdowns last season, was joined on the first team by senior tight end Jordan Davis. Senior defensive lineman Brandon Maina was an All-Southern Conference second team selection a year ago. Senior linebacker David Powers led the team in total tackles with 102 last season, while junior safety Maximus Pulley was second on the team in interceptions and first in recovered fumbles.

Those on the second team include senior offensive lineman Anthony Garcia and junior offensive

BY THE NUMBERS

1

The passing defense is ranked first in the SoCon and 14th overall

5

Wofford has had five SoCon Players of the Week, the most since 2017 (8)

7

Southern Conference Championships since 2003

27

Wofford will play an NCAA FBS team for the 27th time

116

This is the 116th season of football at Wofford in the past 135 years

lineman Quincy Hughes. Two specialists were also included on the second team, as junior kicker Bridger Jones and sophomore long snapper Tommy DiLiegro were honored.

2024 PRESEASON SOUTHERN CONFERENCE POLL

In the 2024 Southern Conference Preseason Poll, the conference's nine head coaches picked Wofford to finish eighth in the preseason poll with 19 total points. Wofford ended eighth in the 2023 final standings. A SoCon preseason media poll was not conducted.

IN THE 2024 NATIONAL RANKINGS

In the 2024 NCAA rankings, Kyle Parsons is 35th in kick returns (22.2) ... Isaiah Wadsworth is third in blocked kicks with two ... Kyle Watkins is 72nd in receiving yards per game (61.9) ... Ryan Ingram is 89th in rushing yards per game (59.1) ... Jalen Marshall is 41st in total tackles (8.1), fifth in solo tackles (5.5), and 36th in tackles for loss (1.1) ... C.J. Coombes is 84th in total tackles (7.4) and 13th in solo tackles (5.1) ... Sam Spence is 54th in punting (40.9) ... Overall as a team, the Terriers are second in punt returns (18.29), 16th in interceptions (12), 14th in passing efficiency defense (115.2), and 32nd in scoring defense (22.1).

ASSISTANT COACHING CHANGES

The Terriers had several coaching changes in the offseason. Joining the team on offense were tight ends coach Pete Collins and wide receivers coach Michealee Harris, while on defense Wofford alum John Beckley was named safeties coach.

THE 2023 SEASON

In the first full season under head coach Shawn Watson, the Terriers ended the 2023 season at 2-9 overall and 2-6 in the Southern Conference ... Wofford lost nine straight games to open the season ... They then earned an 11-8 win on the road at The Citadel and closed out the season with a 19-13 win over #2 Furman ... It was the first full season for head coach Shawn Watson ... Following the season, DL Brandon Maina and LB David Powers earned second team All-Southern Conference honors from the media ... QB Pauly Seely, LS Tommy DiLiegro and DB Eli Campbell earned spots on the SoCon All-Freshman team.

HOW THE 2024 OPPONENTS ARE DOING

The twelve opponents that Wofford faces this season were a combined 75-66 in 2023. Five advanced to the NCAA FCS Playoffs. This year five were ranked in the FCS preseason polls, including non-conference foes Richmond and William & Mary. So far in 2024, Gardner-Webb (4-7), Richmond

(9-2), William & Mary (7-4), Mercer (9-2), Western Carolina (6-5), VMI (1-10), Chattanooga (6-5), ETSU (6-5), Samford (4-6), Furman (3-7), and The Citadel (5-6) are a combined 56-58. Among the FCS schools, Wofford has the 47th toughest schedule.

LOTS OF RANKED OPPONENTS

This season, Wofford has played five games against teams that were ranked in the FCS Top 25 on game day. Richmond (14), William & Mary (13), Mercer (12), Chattanooga (19) and East Tennessee State (23) were all ranked. The last time Wofford faced five ranked opponents in a season was in 2017, which included a pair of playoff games. In 2007, Wofford faced seven total Top 25 teams, five of which were in the regular season.

A 12 GAME SEASON

Wofford has not played 12 games in the regular season since 2016. That season the Terriers were 9-3 in the regular season and then 10-4 overall after the FCS Playoffs. Prior to that, Wofford played 12 regular season games in 2002 (9-3).

TIES TO WATSON

With Watson taking over as head coach in December of 2022, he added several staff members from previous coaching stops. Running backs coach Seniorise Perry and wide receivers coach Michealee Harris were players at Louisville when Watson was offensive coordinator, while Jonathan Saxon was a graduate assistant on the defensive line on that staff. Quality control coach Roy Philon (Louisville) also played on teams coached by Watson.

2024 INCOMING CLASS

The Terriers welcomed an incoming class of 39 players in the fall of 2024, which included four transfers. There are 22 newcomers on defense, 15 on offense and two specialists.

TRUE FRESHMEN ON THE FIELD

With the NCAA redshirt rules, players can see action in up to four games and keep the redshirt. Wofford is playing a number of true freshmen this year, including WR Ivory Aikens, OL Luke Moise, LB Caleb Oliver, WR Isaiah Scott, and DL Marion Smokes.

THE 2024 RETURNERS

Wofford returns 16 starters for the 2024 season. On offense, wide receivers Kyle Pinnix and Rickie Shaw, running back Ryan Ingram, and quarterback Pauly Seeley return along with offensive linemen Quincy Hughes, Briggs Kears and Anthony Garcia. On defense, the seven returners are defensive lineman Brandon Maina, linebackers Jalen Marshall, David Powers, and Matthew Clayton, and defensive backs Maximus Pulley, DJ Curtis and Amir Annor. On special teams, kicker Bridger Jones and long snapper Tommy DiLiegro will return. An additional 13 players who started at least one game also return.

THE STORM FRONT

The Terriers played two games this season that were impacted by Hurricane Helene, which hit the Carolinas on September 27. The Mercer (9/28) game was played as scheduled, despite much of campus and Spartanburg without power. The Western Carolina game (10/5) was played without fans due to the ongoing recovery effort. In 2023, Wofford and VMI played on September 23 in heavy rain from Tropical Storm Ophelia.

INTERCEPTION INCREASE

Wofford had only five interceptions in the 2022 season and then had nine interceptions in 2023. So far in 2024, the Terriers have twelve interceptions by eight different players. The twelve interceptions are ranked 16th in the nation.

TAKING THE BALL AWAY

So far in 2024, the Terriers have come up with 19 turnovers - seven fumble recoveries and 12 interceptions. Last season, Wofford had 16 take-aways and in 2022 the number was 14. The 12 interceptions are already three more than in 2024 (9). The team is -0.09 on the season in turnover margin which is 64th in the nation. In 2023 Wofford had a +0.09 turnover margin that was 57th in the nation.

WATKINS WITH THE BIG PLAY

After missing the final six games of the 2023 season due to injury, senior wide receiver Kyle Watkins is back in a big way in 2024. In his previous three seasons, he had 27 catches for 239 yards. So far in 2024 he has 43 catches for 681 yards and a touchdown. Seventeen of his receptions have been for 20 or more yards.

2024 TERRIER HONORS

DB Amir Annoor
Phil Steele Preseason All-SoCon Second Team
SoCon Defensive Player of the Week (9/9)

S C.J. Coombes
SoCon Defensive Player of the Week (9/16)
2024 Stats Perform Jerry Rice Award Watch List

TE Jordan Davis
Preseason All-SoCon First Team
Phil Steele Preseason All-SoCon Second Team

LS Tommy DiLiegro
Preseason All-SoCon Second Team
Phil Steele Preseason All-SoCon First Team

OL Anthony Garcia
Preseason All-SoCon Second Team
Phil Steele Preseason All-SoCon Second Team

OL Quincy Hughes
Preseason All-SoCon Second Team
Phil Steele Preseason All-SoCon Third Team

RB Ryan Ingram
Preseason All-SoCon First Team
Phil Steele Preseason All-SoCon First Team

K Bridger Jones
Preseason All-SoCon Second Team
Phil Steele Preseason All-SoCon Second Team

DL Brandon Maina
Preseason All-SoCon First Team
Phil Steele Preseason All-SoCon First Team

LB Jalen Marshall
Phil Steele Preseason All-SoCon Third Team
SoCon Defensive Player of the Week (9/2)

QB Amari Odom
SoCon Offensive Player of the Week (9/9)

LB David Powers
Preseason All-SoCon First Team
Phil Steele Preseason All-SoCon First Team
SoCon Defensive Player of the Week (10/7)

S Maximus Pulley
Preseason All-SoCon Second Team
Phil Steele Preseason All-SoCon Second Team

DB Isaiah Wadsworth
Phil Steele Preseason All-SoCon Third Team

WATKINS MOVING UP THE CHARTS

With his 43 catches for 681 yards so far this season, Kyle Watkins has moved up the single season receiving lists in both yardage and receptions. Here is where he stands ...

Receptions in a Season

57	Jack Abell	1952
49	Freddie Logan	1984
46	Skip Corn	1970
45	Steve Mabrey	1986
43	Kyle Watkins	2024
40	Landon Parker	2022

Receiving Yards in a Season

804	Landon Parker	2022
712	Steve Mabrey	1986
706	Jack Abell	1952
703	Brenton Bersin	2010
700	Skip Corn	1970
681	Kyle Watkins	2024
660	Freddie Logan	1984
656	Andy Strickland	2008
634	Steve Mabrey	1985
622	Jerry Richardson	1958

ODOM AT QB

Amari Odom, in his second season at Wofford, started the season finale against Furman in 2023 after missing most of the season due to a medical issue. He entered the 2024 season as a second-year freshman and earned the starting quarterback job during fall camp. He won three of his first four games as a starter, which was last achieved by Joe Newman in the 2018 season (wins over The Citadel, VMI and Gardner-Webb, loss at Wyoming).

RYAN CAN RUN

Senior running back Ryan Ingram became the 72nd player in school history to reach 1,000 career rushing yards after a 159 yard performance against Western Carolina in 2023. He currently is at 1,995 yards on 408 carries. Only 16 Terriers have been able to reach the 2,000 rushing yard milestone.

OFFENSIVE LINE

The offensive line has only had three different starting combinations this season. A left tackle, Quincy Hughes has started all eleven games and at left guard Luke Moise has started all eleven games. At center, Anthony Garcia started the first nine games before an injury and Clayton Hixon took his place. Briggs Kearshe has started all eleven games at right guard, while right tackle has seen Santana Haynes-Goodman (7) and Mason Howard (4) make starts.

THE "OLD" GUYS

Staying for a fifth year at Wofford - a traditional residential liberal arts institution - is not something that is as common as at other schools. Since Wofford does not have a graduate program (VMI is the only other SoCon school not to have one), planning must go into spreading courses out so there is at least one class left for the fall semester. This year, there are nine fifth-year players on the team - LB John Boyles, QB Bryce Corriston, OL Anthony Garcia, RB Ryan Ingram, OL Briggs Kearshe, DL Anthonie Lattany, RB David Legette, LB David Powers and DB Isaiah Wadsworth.

THE TERRIER

Wofford's nickname dates back to the early 1900's when Professor E.H. Shuler recalled seeing a terrier named Jack at Wofford baseball games. Jack made an appearance in the 1909 baseball team photo. A cartoon showing a Jack-like dog doing gymnastics appeared in a Wofford Journal in 1910. By 1914 when football resumed after an 11-year absence at Wofford, the nickname Terrier was firmly established for the college's athletic teams. Wofford has had a number of real life mascots including Spike in the mid-50s and Jocko in the early 1960s. Most Wofford Terriers have been Boston Terriers which have a smooth black coat with white markings on the face, neck, chest, legs and feet. They usually pack a muscular 20 pounds on a foot-high frame. A sculpture of a Terrier was unveiled on March 25, 2008 outside of the Student Life Building as a gift to Wofford College from the Class of 1956. Among NCAA Division I schools, Wofford is joined by Boston University with a terrier as a mascot.



A LIMITED TRANSFER WINDOW

Due to the academic requirements at Wofford, transfers are not a common occurrence. Since a limited number of credits can transfer, only freshmen and sophomores can usually join the team. There are fifteen transfers on the roster in 2024: TE Carlos Anaya, DB CJ Coombes, QB Samuel Cornett, TE Jordan Davis, OL Mason Howard, OL Anthony Garcia, DL Trenton Kintigh, DL Anthonie Lattany, LB Jalen Marshall, LB David Powers, DB Maximus Pulley, LB Benny Radicia, DB Jahaad Scales, WR DJ Tyler and OL Andrew Vaught.

NEW NUMBERS

Several players switched numbers for the 2024 season, including LB Tyson Wilkerson (8), DB J'Vion Luster (24), DB Darius Malcolm (27), TE Franklin Smith (35), DL Seth Foster (52), OL Julio del Jesus (72), WR Jack Purdy (80), WR Grayson Gregg (86) and DL Marcus Dees (99).

FIRST CAREER STARTS

After 32 players had first career starts in the fall of 2021, Wofford had 18 players earn first career starts in 2022. At the season opener against Pittsburgh in 2023, four players made their first career starts and by the end of the season eleven players recorded first career starts.

2024 FIRST CAREER STARTS

In the 2024 season opener at Gardner-Webb, six players made first career starts: OL Luke Moise, TE Carlos Anaya, DL O'marion Brown, LB Benny Radicia WR Cam Smith, and S C.J. Coombes. At Richmond, OL Mason Howard, WR Isaiah Scott and WR Jack Purdy made first career starts. DL Marcus Dees started his first career game against VMI and DL Marion Smokes started against ETSU. OL Clayton Hixon started at center at Furman, giving the team twelve players to make first career starts in 2024.

VETERAN CAREER GAMES PLAYED/STARTS

The most veteran player on the team this year is defensive lineman Anthonie Lattany with 44 games played, followed by Amir Annoor (43), Anthony Garcia (41), Isaiah Wadsworth (40), Isaiah Mananga (40), Ryan Ingram (38), Kyle Watkins (36), and Brandon Maina (35).

Linebacker David Powers leads the team in games started with 30, followed by Brandon Maina (29), Anthony Garcia (29), and Isaiah Wadsworth (28).

GOING LONG

Trailing 16-15 in the fourth quarter against VMI, Pauly Seeley found Rickie Shaw II for a 95-yard touchdown reception to regain the lead on the way to the victory. The play was the longest passing play in school history. Here are the top five ...

95t, Pauly Seeley to Rickie Shaw II vs. VMI, 2024

88t, Peyton Derrick to Alec Holt vs. Samford, 2021

85, Evan Jacks to Will Irwin vs. North Greenville, 2014

79, Bobby Starnes to Jack Whitted vs. Eastern Kentucky, 1949

79t, Joe Newman to D'mauriae VanCleave at Clemson, 2019

STABILITY AT QUARTERBACK?

In the 2018 and 2019 seasons in which Wofford won back-to-back SoCon Championships, Joe Newman started 25 consecutive games. In the fall of 2021 the Terriers used four different starting quarterbacks in the same season for the first time since moving to NCAA Division I in 1995. The stability at the position returned in 2022, with Weirick starting all eleven games in 2022. In 2023, the instability was back with three starting quarterbacks on the season. This year Amari Odom started the first four games and Pauly Seeley started the next three games. Bryce Corriston then started against ETSU before Odom returned for the Samford and Furman games.

2018 9-4 (6-2 SoCon) Joe Newman (13) - SoCon Champions

2019 8-4 (7-1 SoCon) Joe Newman (12) - SoCon Champions

2020-21 1-4 (1-4 SoCon) Jimmy Weirick (5)

2021 1-10 (0-8 SoCon) Peyton Derrick (7), Jimmy Weirick (1),

Bryce Corriston (2), Kyle Pinnix (1)

2022 3-8 (3-5 SoCon) Jimmy Weirick (11)

2023 2-9 (2-6 SoCon) Bryce Corriston (5), Pauly Seeley (5), Amari Odom (1)

2024 5-6 (3-5 SoCon) Amari Odom (7), Pauly Seeley (3), Bryce Corriston (1)

2024 CAREER FIRSTS

Players with career firsts so far in 2024 include first receptions at Gardner-Webb by Ivory Aikens and Isaiah Scott, while Sam Spence had his first punt ... At Richmond, Jack Purdy had his first reception and on defense Benny Radicia had his first interception and Caleb Oliver had his first sack ... Against William & Mary, Jack Purdy had his first career touchdown reception and Carlos Anaya had his first

reception ... Jalen Marshall and Jarvis Mynatt had first career interceptions against Mercer, while Devery Cagle had his first career field goal against the Bears ... At Western Carolina, Isaiah Scott had his first receiving touchdown and C.J. Coombes had his first career interception ... Against VMI, Marion Smokes had his first career sack and O'marion Brown had his first career fumble recovery.

2024 DRIVING NOTES ...

Wofford has an average drive start of the 29.5 yard line, while opponents are starting from the 34.8 yard line ... On the opening drives of a game, Wofford has six punts, two field goals, a touchdown, a safety, and a turnover on downs. To begin the second half, Wofford has six punts, two field goals, a touchdown, and two lost fumbles ... Of the 33 scoring drives, 14 went for more than 70 yards, six lasted for more than five minutes and four lasted 10 or more plays.

2024 DEEP THOUGHTS ...

By quarter, Wofford is leading in the first quarter (+16) ... The team is being outscored in the second (-18), third (-41) and fourth (-16) quarters ... Opponents average 4.9 yards per play on 764 plays, while the Terriers average 5.0 yards per play on 656 plays ... Ryan Ingram has had 37 of his 142 carries go for a first down or touchdown ... Kyle Watkins has 43 receptions, with 27 for either a first down or touchdown ... Watkins leads the team with 17 big plays of 20+ yards.

PLAYER INTEREST NOTES

DB Amir Annoor's brother, Aquil, played at Furman and his brother Tahir used a fifth year at Tulane after graduating from Wofford in 2023 ... OL Griffin Reid's brother played football at The Citadel ... Jordan Davis' older brother, Markez, played football at Air Force ... OL Clayton Hixon's twin brother Felix played football at South Carolina before transferring to Middle Tennessee State ... LB Jalen Marshall's brother, Thomas, plays football at the Naval Academy ... LB David Power's brother plays football at Army West Point ... LS Blake Shirley's brother, Alex, was a long snapper at The Citadel and their father played football at Furman ... OL Andrew Vaught had brothers play football at Old Dominion and Washington and Lee ... LB Matt Clayton's brother, Marcus, plays football at West Florida ... OL Gavin Taylor donated stem cells on November 21, 2022, as part of Gift of Life. He is part of the Campus Ambassador Program with Project Life Movement ... RB Ryan Stephens' brother, Evan, plays football at Dean College ... RB Kyle Parsons backed-up former Clemson and current Philadelphia Eagles running back Will Shipley at Weddington High School as a freshman and sophomore ... Parsons' father, Kevin, played football at Nebraska, while his brother, Colin, played football at The Citadel ... WR Gavin Batt's brother, Griffin, is a tight end at Clemson ... LB Rob Mallard's mother competed in basketball and track at Furman ... DB Tommy Miller's sister, Maggie, played soccer at Furman ... LB Aiden Morris' father, Rob, played football at Wisconsin-La Crosse) ... WR Charles Byrd's father, Jeff, was a defensive back at North Carolina State ... QB Amari Odom's father, DeWayne, played football at Cal and his mother, Trisha, played basketball at Cal and in the WNBA... LB Jalen Rambert's father, Bernard, played football at Clemson ... K Sam Spence's brothers both played football at Clemson (Austin, long snapper and Alex, kicker) ... DB Tyson Wilkerson's father, Samuel, played football at Southern Illinois for Shawn Watson.

NFL FAMILY TIES

DL Bra'Lyn Smith Sapp's father, Ricky, played football at Clemson and was in the NFL for five seasons after being drafted in the fifth round by Philadelphia (2010), NY Jets (2011-13), Houston (2013-14) ... OL Clayton Hixon's uncle, Brad Baxter, played in the NFL for nine seasons (1989 Minnesota, 1990-1995 NY Jets) ... In addition, coaches Senorise Perry (Bears, Dolphins, Bills and Titans), Roy Philon (Bears, Lions, Steelers) and Corey Woods (Patriots) spent time playing in the NFL.



WOFFORD LEGACIES

Wofford ties run deep on the team this season ... LS Tommy DiLiegro's mother, Amy, is a Wofford graduate ... OL Gavin Taylor's father, Brian, and cousin, Xan, played football for the Terriers ... WR Jack Purdy's mother, Jennifer, is a Wofford graduate ... RB Josiah Steven's grandfather, Willie Stevens, played football and baseball for the Terriers ... DB Will White's father, St. William, played football at Wofford ... LS Seabrook Kellett's father graduated from Wofford in 1992 ... DB Perrin Ketchin's father, Stewart, played baseball and ran track, while his mother, Nikki, played on the Wofford soccer team ... In addition, assistant coaches John Beckley (2022) and Devin Watson (2019) are Wofford graduates.

PLAYER SUPERLATIVES

The tallest players are offensive linemen Ben Holmes and Mason Howard coming in at 6-7 ... The heaviest player this season is DL Anthonie Lattany at 310 pounds.

QUICK FACTS ABOUT WOFFORD COLLEGE

Location	Spartanburg, SC
Founded	1854
Enrollment	1,800
Affiliation/Conference	NCAA Division I (FCS) / Southern
Colors/Nickname	Old Gold (PMS 873) and Black / Terriers
President	Dr. Nayef Samhat (George Washington '83)
Faculty Athletic Representative	Dr. Jameica Hill (Wofford '88)
Robert D. Atkins '65 Director of Athletics	Scott Kull (Otterbein '90)
Athletic Department Phone	(864) 597-4090
Mailing Address	429 N. Church Street, Spartanburg, SC 29303
Athletics Web Site	www.woffordterriers.com

GIBBS STADIUM INFORMATION

Seating.....	13,000
Surface (Mike Ayers Field)	Natural grass (Bermuda)
Date Opened	Oct. 5, 1996
Record in Stadium	105-50 (29 seasons)
Largest Crowd	12,124 vs. Georgia Southern, Nov. 3, 2007
Season Attendance Record	73,348 (2003, 8 games)

FOOTBALL STAFF

Head Coach/Offensive Coordinator	Shawn Watson (Southern Illinois '82)
Record at Wofford (Years)	10-18 (third)
Overall Record (Years)	21-40 (sixth)
Co-Defensive Coordinator/Defensive Line	Jonathan Saxon (S.C. State '11)
Co-Defensive Coordinator/Inside Linebackers	Andrew Warwick (Knox '07)
Assistant Head Coach/ILB/Special Teams.....	Mitch Doolittle (Presbyterian '07)
Safeties	John Beckley (Wofford '22)
Tight Ends	Peter Collins (Mary Washington '07) *
Quarterbacks.....	Shaw Crocker (Wingate '21) *
Wide Receivers	Michael Lee Harris (Louisville '13)
Running Backs	Senorise Perry (Louisville '14)
Cornerbacks	Devin Watson (Wofford '19)
Offensive Line	Corey Woods (Akron '10)
Director of Football Operations/Recruiting.....	Thomas Liebenow (Presbyterian '22)
Offensive Quality Control.....	D'Andre Hicks
Offensive Quality Control.....	Jackson Manchego *
Defensive Quality Control	Roy Philon *
Defensive Quality Control	Az-Zahir Smith *
Director of Sports Medicine	Will Christman
Head Strength and Conditioning	Keith Swift
Football Office Phone	(864) 597-4095
Football Fax.....	(864) 597-4112

* Coaches booth on gameday

TEAM INFORMATION

2023 Record	2-9
2023 SoCon Record	2-6 (T-Sixth)
Lettermen Returning	49 (21 offense, 24 defense, 4 specialists)
Lettermen Lost	18 (9 offense, 8 defense, 1 specialist)
Other Returners	30 (14 offense, 14 defense, 2 specialists)
Newcomers	38 (22 offense, 15 defense, 1 specialists)
Starters Returning/Lost.....	16 / 9
Offensive Starters Returning/Lost	7 / 4
Defensive Starters Returning/Lost.....	7 / 4
Specialists Returning/Lost.....	2 / 1
Offensive Formation	Pro Spread
Defensive Formation	Multiple 3-4

DEFENSE BY COMMITTEE

The Terrier defense is a true team effort with contributions from numerous players in the 2024 season. Overall, sixteen players have 20 or more tackles. Twenty players had at least a share of a tackle for loss, while eleven recorded sacks. So far this season, five different players have led the team in tackles in the eleven games.

STOPPING THE PASS

The Wofford defense is anchored by one of the best secondaries in the FCS. So far this season, the team is 14th in the nation in passing efficiency defense at 115.20. They have allowed only six passing touchdowns, the third-fewest in the nation.

	TEAM	W-L	ATT	COMP	INT	PASS/YDS	TD	PASS EFF
1.	N.C. Central	7-3	264	146	10	1,528	4	101.35
2.	McNeese	6-5	339	166	9	1,958	13	104.83
3.	Morehead St.	7-4	279	157	14	1,516	12	106.07
4.	San Diego	7-3	286	163	11	1,607	10	108.04
5.	Lehigh	7-3	298	173	12	1,580	13	108.93
6.	Sacred Heart	5-6	264	153	9	1,445	10	109.61
7.	Mercer	9-2	374	189	21	2,687	13	111.13
8.	Georgetown	5-5	266	134	11	1,858	9	111.94
9.	SFA	6-5	382	211	15	2,447	13	112.42
10.	Jackson St.	9-2	299	157	10	1,836	14	112.85
11.	Dayton	6-4	215	130	1	1,216	4	113.18
12.	Northern Ariz.	7-4	312	181	11	1,886	12	114.43
13.	Alcorn	6-5	298	170	11	1,853	12	115.19
14.	Wofford	5-6	319	201	12	2,032	6	115.20
15.	Saint Francis	4-6	292	164	3	1,750	10	115.75

THIRD DOWN WOES

On third down, Wofford has only converted 41 of 144 attempts this season for a 28.5% success rate, which is the fifth-lowest percent in the nation. The Terriers are 0-5 on 3rd-and-one, but 10-of-19 on third-and-three. Over half (98) of the attempts have been 3rd-and-long (6+ yards).

FOURTH DOWN? GO FOR IT!

On fourth and short in plus territory, the Terriers could punt, go for it, or maybe even run a fake. Wofford is 10-of-24 on fourth downs this season, with the 24 attempts ranked 21st in the nation. The 31.7% success rate is 91st in the nation. Defensively, opponents are only at 46.7% (7-of-15) on the season to be ranked 43rd in the nation.

RUSHING LEGACY

Wofford had finished among the top ten schools in the nation in rushing in 22 straight years until the fall of 2022 when they were 13th overall. The Terriers' wingbone offense put a premium on ball control and keeping the opponent's offense on the boundary. Eight times the Terriers have been second in the nation in rushing yards per game, while in 2010 and 2011 they finished first.

200+ PASSING YARDS

There have only been 37 games in Wofford history with 200 or more passing yards, and only four game with 300 or more passing yards (2022 at Kennesaw, vs. ETSU, at Furman, 1969 vs. Catawba, 309). Since the year 2000, here are the 15 games with 200 or more passing yards:

428	at Furman, 2022
409	vs. ETSU, 2022
358	at Kennesaw State, 2022
269	at Western Carolina, 2022
260	at Gardner-Webb, 2024
233	vs. UVa.-Wise, 2011
233	at Richmond, 2024
232	vs. The Citadel, 2022

ACADEMIC SUCCESS

Wofford's football program has ranked among the top 10 percent of FCS teams in the Academic Performance Review (APR) consistently to earn public recognition. In 2010, 2012, 2013, 2014, 2015, 2016, 2017, 2018 and 2019, Wofford had the highest APR in the SoCon. The APR public recognition program was halted in 2020 due to COVID. The Terriers lead the SoCon with 176 Academic All-Southern Conference selections since the program started in 2003.

Wofford has had at least one player named CoSIDA/CSC All-District in 21 of the last 22 seasons. In addition, safety James Zotto was named an Academic All-American in 2014.

232	at Furman, 2024
230	vs. William & Mary, 2024
221	vs. VMI, 2018
218	at Samford, 2020-21
216	at Western Carolina, 2024
207	vs. Samford, 2021
203	at Samford, 2024

A LITTLE MORE PASSING

In 2016, Wofford ran the ball over 86% of the time. Since then, the Terriers have relied a little less on the run in the option offense. In the move to the pro spread in 2022, the run game was down to 51.5% of the offense and is now right at 50% in 2024.

Year	Plays	Rushes	Passes	% Rushing
2016	908	785	123	86.4
2017	814	658	156	80.8
2018	854	663	191	77.6
2019	761	610	151	80.1
2020-21	324	232	92	71.6
2021	629	453	176	72.0
2022	685	353	332	51.5
2023	622	370	252	59.4
2024	656	334	322	50.9

GOING OVERTIME

The Terriers lost the first two overtime games played, then won the next two. In 2012, a 24-17 double overtime loss at Samford was followed by a win over Chattanooga. There was a win over Mercer in 2015 and losses to The Citadel and Youngstown State (double overtime) in 2016. The Terriers had overtime wins against Western Carolina and Chattanooga in 2017, along with against Chattanooga in 2019. Wofford was defeated 45-44 in overtime in 2021 at The Citadel and is now 7-6 all-time in overtime games.

WOFFORD VS. NON-CONFERENCE FCS OPPONENTS

Since 2000, Wofford is 29-10 in non-conference regular season FCS games ... Wofford's loss to Coastal Carolina in 2006 snapped a streak of 10 straight regular season non-conference wins against FCS opponents ... The Terriers had not lost a non-conference regular season game to a FCS opponent since dropping the 2000 season opener to Lehigh 34-14 ... The loss to Gardner-Webb in 2013 ended a nine-game streak ... Wofford lost again to Gardner-Webb in 2014, along with a loss to SC State in 2019, losses to Kennesaw State in 2021 and 2022, plus a loss to Elon in 2022 ... Wofford added a loss at William & Mary and to Presbyterian in 2023 ... Wofford won in 2024 against Gardner-Webb and Richmond, but lost to William & Mary.

TERRIERS AGAINST RANKED FBS TEAMS

In the 26 games against FBS opponents, six of those have been when the opponent is ranked in the top 25. Two of the six have been against South Carolina (#17 in 2001 and #12 in 2012), while three have been against Clemson and one was at Ole Miss.

TERRIERS AGAINST FBS TEAMS

The 2024 season marks the 23rd time in the last 24 fall seasons the Terriers play against a member of the FBS (NCAA Division I-A). Overall, Wofford is 1-25 in those games. In 2011, Wofford had a lead at Clemson in the third quarter. At South Carolina in 2012, the game was tied at 7-7 at the start of the fourth quarter. Wofford was down five points to Georgia Tech in 2014 with ten minutes to go in the game. In 2017, Wofford trailed South Carolina 14-10 in the third quarter. Wyoming scored with 17 seconds left in the game in 2018. Wofford was scheduled to play South Carolina in 2020 but the game was canceled. Virginia Tech was on the slate in 2022 (and in 2025) before the game at Pitt in 2023. South Carolina returns to the schedule in 2024 and 2028, while Clemson is scheduled again in 2027.

1999	Louisiana-Lafayette	L	34-37
2000	Louisiana-Monroe	W	24-6
2001	Clemson (19)	L	14-38
2001	South Carolina (17)	L	14-38
2002	Maryland	L	8-37
2003	Air Force (RV)	L	0-49
2005	West Virginia (RV)	L	7-35
2006	South Carolina	L	20-27
2007	N.C. State	L	17-38

2008	South Carolina	L	13-23
2009	South Florida (RV)	L	7-40
2009	Wisconsin	L	14-44
2010	Ohio	L	10-33
2011	Clemson (RV)	L	27-35
2012	South Carolina (12)	L	7-24
2013	Baylor (RV)	L	3-69
2014	Georgia Tech (RV)	L	19-38
2015	Clemson (12)	L	10-49
2015	Idaho	L	38-41
2016	Ole Miss (18)	L	13-38
2017	South Carolina	L	10-31
2018	Wyoming	L	14-17
2019	Clemson (3/4)	L	14-59
2021	North Carolina	L	10-34
2022	Virginia Tech	L	7-27
2023	Pittsburgh (RV)	L	7-45
2024	South Carolina (19)	-	-

in Spartanburg, S.C. (median SAT for incoming class, 1220-1390 - test optional). Wofford ranks in the top five nationally in the percentage of undergraduates receiving credit for study abroad. Home to one of the nation's 290 Phi Beta Kappa chapters, Wofford's historic 175-acre campus is recognized as a national arboretum. Affiliated with the United Methodist Church, the college is committed to provide superior liberal arts education that prepares its students for extraordinary and positive contributions to society. The focus of Wofford's mission is upon fostering commitment to excellence in character, performance, leadership, service to others and life-long learning.

TERRIERS AT HOME

Wofford has won 84 of its last 121 games played in Gibbs Stadium, including going 5-0 in 2014 and 2018 ... Since Gibbs Stadium opened on Oct. 5, 1996, Wofford has posted a record of 105-50 (.677) ... The Terriers have won 64 of 104 home SoCon games at Gibbs Stadium.

MR. RICHARDSON

Jerry Richardson came to Wofford in the mid-1950s as an unheralded pass receiver from Fayetteville, N.C. By the time he left to begin his pro career with the Baltimore Colts, the passing combination of Charlie Bradshaw to Jerry Richardson had received nationwide fame. Richardson was an Associated Press Little All-America selection in 1957 and '58. He still holds Wofford's single-game record with 241 receiving yards vs. Newberry in 1956 and is the record holder for touchdown receptions in a season (9 in 1958) and in a career (21). As a senior at Wofford, he scored 72 points on nine touchdowns, 12 extra points and two field goals. Drafted by the defending world champion Colts, Richardson played two seasons in the NFL, earning Colt Rookie of the Year honors in 1959 and finishing third in the balloting for top NFL rookie. He was the founder of the Carolina Panthers. In 2015, Wofford announced the construction of two new facilities on campus donated by Richardson. The Rosalind S. Richardson Center for the Arts opened in the spring of 2017 and is the home to academic programs in theatre arts, visual arts and art history. The Jerry Richardson Indoor Stadium is a 123,000-square-foot facility opened in September of 2017 and includes a 3,400-seat basketball arena and a 400-seat volleyball competition venue. Jerome Johnson Richardson Hall, a residence hall for approximately 150 students with athletic facilities for baseball, softball and golf, opened in the fall of 2020. On February 24, 2021, Wofford announced a \$150 million gift to the endowment from Richardson, putting his contributions to his alma mater at over \$262 million since his graduation. He passed away on March 1, 2023.

SOCON SUCCESS

Wofford has finished among the top four teams in the Southern Conference race in 15 of the last 20 years, winning seven SoCon Championships. In the last 20 years, the Terriers have won 91 of 159 SoCon games played. Over that time, Wofford is the the second-winningest program in the Southern Conference with a .572 win percentage.

SoCon Records since 2003 (last 20+ years)

School	W-L	Pct
1. Furman	93-65	.588
2. Wofford	91-68	.572
3. Samford (2008-present)	74-56	.569
4. Mercer (2015-present)	44-34	.564
5. Chattanooga	86-71	.547
6. The Citadel	66-95	.409
7. ETSU (2003, 2016-present)	30-46	.395
8. Western Carolina	48-110	.303
9. VMI (2015-present)	20-57	.259

ABOUT WOFFORD

Wofford is currently the fourth-smallest school in NCAA Division I-FCS with an enrollment of 1,800 students. The smallest school is Presbyterian College at 1,199, VMI is second with 1,575 and Saint Francis (PA) is at 1,649. Wofford College, established in 1854, is an independent liberal arts college



2024 SOCON FOOTBALL

School	SoCon			Overall			
	W	L	Pct	W	L	Pct	Streak
Mercer *	6	1	.857	9	2	.818	L1
Western Carolina	5	2	.714	6	5	.545	W1
Chattanooga	5	3	.625	6	5	.545	L1
ETSU	4	3	.571	6	5	.545	L1
Samford	3	3	.500	4	6	.400	W1
The Citadel	3	5	.375	5	6	.455	W1
Wofford	3	5	.375	5	6	.455	L1
Furman	2	4	.333	3	7	.300	W1
VMI	1	6	.143	1	10	.091	L2

*NCAA Automatic Bid

SOCON SCHEDULE

OCTOBER 19

- *The Citadel 13, VMI 10
- *Wofford 5, Chattanooga 37
- *Western Carolina 52, Furman 20
- *Mercer 35, Samford 55

OCTOBER 26

- *ETSU 24, Wofford 7
- *Samford 11, The Citadel 28
- *Western Carolina 34, Mercer 44
- *VMI 10, Chattanooga 31

NOVEMBER 2

- *Wofford 17, Samford 13
- *Furman 17, VMI 21
- *Chattanooga 34, Western Carolina 38
- *ETSU 31, Mercer 37

NOVEMBER 9

- Tennessee Tech 27, Samford 7
- *Western Carolina 21, ETSU 24
- *Chattanooga 31, The Citadel 7
- *Mercer 34, VMI 0
- *Wofford 19, Furman 13

NOVEMBER 16

- *Furman 24, ETSU 21
- *VMI 28, Western Carolina 58
- *The Citadel 30, Wofford 17
- *Samford 36, Chattanooga 13
- Mercer 7, Alabama 52

NOVEMBER 23

- *ETSU at VMI, 12:00 p.m.
- *Western Carolina at Samford, 2 p.m. CT
- The Citadel at Clemson, TBA
- Chattanooga at Austin Peay, 2 p.m.
- *Furman at Mercer, 3 p.m.
- Wofford at South Carolina, 4 p.m.

* Southern Conference game

2024 SOCON PLAYERS OF THE WEEK

Date	Offense	Defense	Special Teams
Sept. 2	D.J. Smith, MER	Jalen Marshall, WOF	Brayden Smith, MER
Sept. 9	Amari Odom, WOF	Amir Annoor, WOF	John McConnell, MER
Sept. 16	Trey Hedden, FUR	C.J. Coombes, WOF	Ian Williams, FUR
Sept. 23	D.J. Smith, MER	T.J. Moore, MER	Ewan Johnson, ETSU
Sept. 30	Khamran Laborn, ETSU	Dainsus Miller, MER	John McConnell, MER
Oct. 7	Sam Phillips, UTC	David Powers, WOF	Nate Brackett, ETSU
Oct. 14	A.J. Johnson, ETSU	T.J. Moore, Mercer	Jude Kelley, UTC
Oct. 21	Cole Gonzales, WCU	Noah Martin, SAM	Jude Kelley, UTC
Oct. 28	Dwayne McGee, MER	Brayden Manley, MER	James Platte, CIT
Nov. 4	Taron Dickens, WCU	Shamus Jones, VMI	Reice Griffith, MER
Nov. 11	Parker Wroble, MER	Zach West, ETSU	Ewan Johnson, ETSU
Nov. 18	Quincy Crittenson, SAM	Billy Lewis, FUR	Christian Lowery, WCU
Nov. 25			

2024 SOCON PRESEASON POLL

Team (First Place) Points

1. Chattanooga (5) 61
2. Furman (3) 56
3. Western Carolina (1) 49
4. Mercer 45
5. Samford 37
6. ETSU 26
7. VMI 23
- 8. Wofford 19**
9. The Citadel 8

2024 SOCON PRESEASON HONORS

Offensive Player of the Year: Cole Gonzales, Jr., QB, Western Carolina

Defensive Player of the Year: Marlon Taylor, Sr., DL, Chattanooga

First team offense

- QB Cole Gonzales, Jr., Western Carolina
- RB Hunter Rice, Sr., RB, VMI
- RB Ryan Ingram, Sr., Wofford**
- OL Luke Smith, Gr., ETSU
- OL Luke Petit, R-Jr., Furman
- OL Xavier Jennings, Gr., Mercer
- OL Reid Williams, Jr., Chattanooga
- OL Tyriq Poindexter, Sr., VMI
- OL Blake Whitmore, R-Sr., Western Carolina
- TE Jordan Davis, Sr., Wofford**
- WR Javin Whatley, Jr., Chattanooga
- WR AJ Colombo, Jr., Western Carolina

First team defense

- DL Xavier Stephens, Sr., Furman
- DL Marlon Taylor, Sr., DL, Chattanooga
- DL Dorian Starnes, Sr., VMI
- DL Brandon Maina, Sr., Wofford**
- LB Ken Standley, Gr., Mercer
- LB Noah Martin, Sr., Samford
- LB David Powers, Sr., Wofford**

- DB Chris Hope, Sr., DB, ETSU
- DB Myles Redding, Sr., Mercer
- DB Jordan Walker, Jr., Chattanooga
- DB Maximus Pulley, Jr., Wofford**
- First team specialists**
- PK Ian Williams, R-Sr., Furman
- P Nate Brackett, R-Jr., ETSU
- LS Colby Cross, R-Sr., Western Carolina
- RS Colton Hinton, So., Furman
- Second team offense**
- QB Chase Artopoulos, Sr., QB, Chattanooga
- RB Grant Robinson, R-Jr., Furman
- RB Branson Adams, Jr., Western Carolina
- OL Riley Adcock, Gr., Mercer
- OL Chris Noble, Gr., Samford
- OL Dave Monnot III, Sr., Chattanooga
- OL Derek Simmons, Sr., Western Carolina
- OL Anthony Garcia, Sr., Wofford**
- OL Quincy Hughes, Jr., Wofford**
- TE Jay Gibson, Sr., Chattanooga
- WR Joshua Harris, Sr., Furman
- WR Sam Phillips, Jr., Chattanooga
- Second team defense**
- DL Brayden Manley, So., Mercer
- DL Jordan Swain, Gr., Mercer
- DL Quay Wiggles, Sr., Chattanooga
- DL Curtis Fann Jr., R-Sr., Western Carolina
- LB Luke Clark, 5th, Furman
- LB Evan DiMaggio, R-Sr., Furman
- LB Eric Rankin, Sr., VMI
- DB Josh Battle, Jr., Sr., Chattanooga
- DB Samaurie Dukes, Jr., Western Carolina
- DB Ed Jones IV, Sr., Western Carolina
- DB CJ Williams, Sr., DB, Western Carolina

Second team specialists

- PK Bridger Jones, Jr., Wofford**
- P James Platte, Jr., The Citadel
- LS Tommy DiLiegro, So., Wofford**
- RS Ivan Thorpe, Jr., WR, VMI

2024 WOFFORD ALPHABETICAL ROSTER

#	NAME	POS	HT	WT	YR	HOMETOWN / LAST SCHOOL
13	Annoor, Amir	CB	6-1	185	Jr.	Nashville, Tenn. / Brentwood Academy
10	Aikens, Ivory	WR	5-6	145	Fr.	Miami, Fla. / Miami Norland
74	Alegbe, Chizara	OL	6-4	300	So.	Houston, Texas / Tyler Junior College
87	Anaya, Carlos	TE	6-6	245	So.	Barstow, Calif. / Riverside Prep / Victor Valley
13	Annoor, Amir	CB	6-1	190	Sr.	Nashville, Tenn. / Brentwood Academy
37	Arthur, Mark	DB	6-1	190	Fr.	Waxhaw, N.C. / Marvin Ridge
85	Batt, Gavin	WR	6-3	200	Fr.-2	Clemson, S.C. / Daniel
46	Blackburn, Whit	LB	6-1	205	Fr.	Atlanta, Ga. / Marist
4	Boyles, John	LB	6-3	240	Sr.-5	Traverse City, Mich. / Episcopal (Va.)
34	Brown, Kaden	RB	5-10	212	Fr.	Lutz, Fla. / Christ School (N.C.)
90	Brown, O'marion	DL	6-3	295	Fr.-2	Woodbury, Ga. / Manchester
23	Brunson, RJ	DB	6-2	190	So.	St. Matthews, S.C. / Calhoun County
33	Byrd, Charles	WR	6-0	205	Fr.	Mt. Pleasant, S.C. / Lucy Beckham
32	Cagle, Devery	K/P	6-1	195	So.	Greenville, S.C. / Eastside
9	Campbell, Eli	DB	5-11	185	So.	Sanford, Fla. / Seabreeze
14	Clayton, Matthew	LB	6-3	210	Jr.	Gainesville, Fla. / Buchholz
61	Cole, Nathanael	OL	6-1	280	Fr.-2	Columbia, S.C. / Ben Lippen
18	Coombes, C.J.	S	6-0	208	Fr.-2	Bellefonte, Del. / Delaware Military / Tulsa
15	Cornett, Samuel	TE	6-6	245	So.	Saint Johns, Fla. / Frederick Douglas (Ky.) / Western Carolina
8	Corrington, Bryce	QB	6-1	210	Sr.-5	Spring, Texas / Klein
36	Craig, Cavan	K/P	5-11	190	Fr.	Charleston, S.C. / Bishop England
84	Cross, Tyler	TE	6-3	240	Fr.	Orlando, Fla. / Olympia
20	Curtis, DJ	DB	5-11	185	Sr.	Gainesville, Fla. / Buchholz
9	Davis, Jordan	TE	6-2	235	Sr.	Apex, N.C. / Timberline (TX) / Trinity Valley CC
99	Dees, Marcus	DL	6-0	275	Sr.	Montgomery, Ala. / Montgomery Catholic
72	Del Jesus, Julio	OL	6-4	300	Jr.	Kissimmee, Fla. / Tohopekaliga
49	DiLiegro, Tommy	LS	5-10	215	So.	Charleston, S.C. / Bishop England
4	Djete, Dylan	WR	6-0	185	Jr.	Levis, Quebec / Clearwater International Academy (Fla.)
52	Foster, Seth	DL	6-3	285	Jr.	Blackshear, Ga. / Pierce County
25	Fowler, Jaden	WR	6-2	205	Fr.	McDonough, Ga. / Colquitt
21	Garcia, Adonis	DB	6-2	183	Fr.-2	Bronx, N.Y. / Woodstock (Ga.)
50	Garcia, Anthony	OL	6-3	300	Sr.-5	Leavenworth, Kansas / Leavenworth / Independence CC
86	Gregg, Grayson	WR	6-1	190	Fr.-2	Charleston, S.C. / Academic Magnet
30	Haithcock, Isaiah	TE	6-5	210	Fr.	Washington Court House, Ohio / Washington
17	Handley, Eric	QB	6-2	200	Fr.	Birmingham, Ala. / Pleasant Grove
19	Harris, Gabriel	DB	6-2	190	Jr.	Sumter, S.C. / Laurence Manning Academy
53	Harris, Josh	DL	6-1	250	Jr.	Myrtle Beach, S.C. / Carolina Forest
16	Hatter, Jacobi	DB	5-10	188	Fr.-2	Columbus, Ga. / Carver
62	Haynes-Goodman, Santana	OL	6-5	275	Fr.-2	Durham, N.C. / Hillside
19	Hibbard, Brady	QB	6-3	200	Fr.	Marshville, N.C. / Forest Hills
68	Hixon, Clayton	OL	6-3	295	So.	Jackson, Ga. / Jackson
39	Hodge, Caleb	WR	6-0	190	Jr.	Spartanburg, S.C. / Spartanburg
75	Holmes, Ben	OL	6-7	300	Fr.-2	Columbia, S.C. / A.C. Flora
94	Horton, Cooper	DL	6-4	255	Fr.	Columbia, S.C. / Heathwood Hall
77	Howard, Mason	OL	6-7	300	So.	Moseley, Va. / Cosby / Old Dominion
71	Hughes, Quincy	OL	6-4	295	Jr.	Cincinnati, Ohio / Princeton
12	Ingram, Ryan	RB	5-11	215	Sr.-5	Stone Mountain, Ga. / Stephenson
47	Jaraczewski, John	LB	6-0	230	Fr.	Greenville, S.C. / St. Joseph's Catholic
38	Jones, Bridger	K	5-10	193	Jr.	Columbus, Ga. / Columbus
73	Kearse, Briggs	OL	6-4	300	Sr.-5	Blackville, S.C. / Barnwell
40	Kellett, Seabrook	TE/LS	5-10	215	Fr.	Mt. Pleasant, S.C. / Lucy Beckham
39	Ketchin, Perrin	DB	6-0	185	Fr.	Mt. Pleasant, S.C. / Lucy Beckham
97	King, John	DL	6-2	230	Fr.	Ponte Vedra, Fla. / Ponte Vedra
48	Kintigh, Trenton	DL	6-2	275	Fr.-2	North Port, Fla. / Venice / Old Dominion
95	Lattany, Anthonie	DL	6-5	310	Sr.-5	Nahunta, Ga. / Brantley County / Hutchinson CC
22	Legette, David	RB	5-10	185	Sr.-5	Myrtle Beach, S.C. / Carolina Forest
57	Lindsey, J'Von	OL	6-0	270	Fr.	Medina, Ohio / Archbishop Hoban
24	Luster, J'Von "Skoot"	DB	5-10	175	Fr.-2	Columbus, Ga. / Carver
58	Magno, Marc	OL	6-4	300	Jr.	Charlotte, N.C. / Providence Day School

NUMERICAL ROSTER

No	NAME	POS
2	Odom, Amari	QB
2	Pulley, Maximus	DB
3	Smith, J.T. Jr.	RB
3	Wadsworth, Isaiah	CB
4	Djete, Dylan	WR
4	Boyles, John	LB
5	Pinnix, Kyle	WR
5	Scales, Jahaad	DB
6	Marshall, Jalen	LB
6	Shaw, Rickie II	WR
8	Corrington, Bryce	QB
8	Wilkerson, Tyson	LB
9	Campbell, Eli	DB
9	Davis, Jordan	TE
10	Aikens, Ivory	WR
11	Mynatt, Javis	DB
11	Parker, Tyler	WR
12	Mananga, Isaiah	LB
12	Ingram, Ryan	RB
13	Smith, Cam	WR
13	Annoor, Amir	CB
14	Clayton, Matthew	LB
14	Scott, Isaiah	WR
15	Cornett, Samuel	TE
16	Hatter, Jacobi	DB
16	Seeley, Pauly V	QB
17	Handley, Eric	QB
18	Coombes, C.J.	S
19	Harris, Gabriel	DB
19	Hibbard, Brady	QB
20	Curtis, DJ	DB
20	Nell, Isaiah	RB
21	Garcia, Adonis	DB
22	Legette, David	RB
23	Brunson, RJ	DB
24	Luster, J'Von "Skoot"	DB
24	Stephens, Ryan	RB
25	White, Will	DB
25	Fowler, Jaden	WR
26	Miller, Tommy	DB
27	Malcolm, Darius Jr.	CB
28	Parsons, Kyle	RB
29	Smith-Sapp, Bra'Lyan	LB
30	Haithcock, Isaiah	TE
30	Washington, Elijah	LB
31	Morgan, Nick	LB
32	Cagle, Devery	K/P
33	Tinch, Javario	LB
33	Byrd, Charles	WR
34	Powers, David	LB
34	Brown, Kaden	RB
35	Smith, Franklin	DL
35	Schimpf, Isaac	RB
36	Craig, Cavan	K/P
36	Newton, Harry	TE
37	Stevens, Josiah	RB
37	Arthur, Mark	DB
38	Jones, Bridger	K

93	Maina, Brandon	DL	6-0	275	Sr.	Hiram, Ga. / Hiram	39	Ketchin, Perrin	DB
64	Major, Gavin	OL	6-3	285	Fr.	Charlotte, N.C. / Charlotte Christian	39	Hodge, Caleb	WR
27	Malcolm, Darius Jr.	CB	5-9	170	Fr.	Atlanta, Ga. / North Atlanta	40	Schaffer, Jon	LB
54	Mallard, Rob	LB	6-1	235	Fr.-2	Charleston, S.C. / Rabun Gap	40	Kellett, Seabrook	TE/LS
12	Mananga, Isaiah	LB	6-3	215	Sr.	Clayton, N.C. / Clayton	41	Rambert, Jalen	LB
52	Marler, Ben	OL	6-5	295	Jr.	Okatie, S.C. / May River	42	Oliver, Caleb	DL
6	Marshall, Jalen	LB	6-2	225	Jr.	Hiram, Ga. / South Paulding / Air Force Prep	44	Radicia, Benny	LB
48	Mazzella, John	TE	6-0	235	So.	Jacksonville, Fla. / Ponte Vedra	45	Shirley, Blake	LS
66	McCollough, Ramon Jr.	DE	6-2	274	Fr.	Daytona Beach, Fla. / Mainland	45	Watson, Corley	LB
56	McKay, Mitchell	OL	6-3	273	Fr.	Columbia, S.C. / Heathwood Hall	46	Seay, Corey	TE
26	Miller, Tommy	DB	6-0	195	So.	Matthews, N.C. / Metrolina Christian Academy	46	Blackburn, Whit	LB
60	Moise, Luke	OL	6-2	290	Fr.	Miami, Fla. / Miami Central	47	Spence, Sam	K/P
31	Morgan, Nick	LB	6-2	215	Jr.	Easley, S.C. / Wren	47	Jaraczewski, John	LB
57	Morris, Aiden	LB	6-0	215	Fr.-2	Davidson, N.C. / Community School of Davidson	48	Kintigh, Trenton	DL
11	Mynatt, Javis	DB	6-0	190	So.	Knoxville, Tenn. / Knoxville Catholic	48	Mazzella, John	TE
20	Nell, Isaiah	RB	5-9	175	Fr.	Winter Garden, Fla. / Windermere	49	DiLiegro, Tommy	LS
36	Newton, Harry	TE	6-6	225	Fr.	Waynesboro, Ga. / Burke County	49	Smith, Anderson	LB
2	Odom, Amari	QB	6-5	205	Fr.-2	Inglewood, Calif. / Panther Creek (N.C.)	50	Garcia, Anthony	OL
42	Oliver, Caleb	DL	6-3	235	Fr.	Deltona, Fla. / DeLand	52	Foster, Seth	DL
11	Parker, Tyler	WR	6-3	200	So.	Tifton, Ga. / Tift County	52	Marler, Ben	OL
28	Parsons, Kyle	RB	6-0	205	Jr.	Weddington, N.C. / Weddington	53	Harris, Josh	DL
82	Peacock, Ryan	WR	5-10	185	Fr.-2	Mooresville, N.C. / IMG Academy	54	Mallard, Rob	LB
5	Pinnix, Kyle	WR	6-1	205	Jr.	Reidsville, N.C. / Eden	56	McKay, Mitchell	OL
34	Powers, David	LB	6-1	225	Sr.-5	El Paso, Texas / Franklin / Cisco Junior College	57	Morris, Aiden	LB
2	Pulley, Maximus	DB	5-11	195	Jr.	Fort Worth, Texas / Bell / Western Kentucky	57	Lindsey, J'Von	OL
80	Purdy, Jack	WR	6-4	210	Fr.-2	Columbia, S.C. / A.C. Flora	58	Magno, Marc	OL
44	Radicia, Benny	LB	6-1	220	Sr.	Omaha, Neb. / Omaha Westside / Iowa Western	60	Moise, Luke	OL
41	Rambert, Jalen	LB	6-1	240	Fr.-2	Easley, S.C. / Powdersville	61	Cole, Nathanael	OL
89	Ritchie, Jacob	TE	6-4	240	Sr.	Saint Johns, Fla. / Creekside	62	Haynes-Goodman, Santana	OL
5	Scales, Jahaad	DB	6-0	194	Jr.	Winston-Salem, N.C. / Glenn / Old Dominion	64	Major, Gavin	OL
40	Schaffer, Jon	LB	6-2	238	So.	Early Branch, S.C. / Andrew Jackson	66	McCollough, Ramon Jr.	DE
35	Schimpf, Isaac	RB	5-10	205	Fr.	Mt. Pleasant, S.C. / IMG Academy	68	Hixon, Clayton	OL
14	Scott, Isaiah	WR	5-10	180	Fr.	Miami, Fla. / Miami Norland	69	Vaught, Andrew	OL
46	Seay, Corey	TE	6-2	240	Jr.	Chesnee, S.C. / Chesnee	71	Hughes, Quincy	OL
16	Seeley, Pauly V	QB	6-0	195	So.	Alma, Mich. / New Hampstead (Ga.)	72	Del Jesus, Julio	OL
6	Shaw, Rickie II	WR	6-2	195	So.	Jacksonville, Fla. / Riverside	73	Kearse, Briggs	OL
45	Shirley, Blake	LS	6-0	205	So.	Greer, S.C. / Eastside	74	Alegbe, Chizara	OL
49	Smith, Anderson	LB	6-2	205	Fr.	Knoxville, Tenn. / West	75	Holmes, Ben	OL
13	Smith, Cam	WR	6-4	200	So.	Dayton, Ohio / Centerville	76	Welsh, Jonathan	OL
35	Smith, Franklin	DL	6-4	230	Sr.	Knoxville, Tenn. / West / Wagner	77	Howard, Mason	OL
3	Smith, J.T. Jr.	RB	5-10	200	So.	Charlotte, N.C. / Hough	80	Purdy, Jack	WR
29	Smith-Sapp, Bra'Lyan	LB	6-3	220	So.	Spartanburg, S.C. / Saint James	81	Watkins, Kyle	WR
91	Smokes, Marion	DL	6-1	265	Fr.	DeLand, Fla. / DeLand	82	Peacock, Ryan	WR
47	Spence, Sam	K/P	6-0	220	Fr.-2	Florence, S.C. / West Florence	83	Tyler, D.J.	WR
88	Stark, Cooper	WR	5-9	185	Fr.	Bradenton, Fla. / Bradenton Christian	84	Cross, Tyler	TE
24	Stephens, Ryan	RB	6-0	230	So.	Lawrenceville, Ga. / Collins Hill	85	Batt, Gavin	WR
37	Stevens, Josiah	RB	5-8	170	Fr.-2	Durham, N.C. / Charles E. Jordan	86	Gregg, Grayson	WR
96	Taylor, John Luke	DL	5-10	255	Fr.-2	Pinehurst, N.C. / Pinecrest	87	Anaya, Carlos	TE
33	Tinch, Javario	LB	6-4	180	Fr.-2	Calhoun Falls, S.C. / Abbeville	88	Stark, Cooper	WR
83	Tyler, D.J.	WR	6-4	190	Fr.-2	Blythewood, S.C. / Blythewood / Gardner-Webb	89	Ritchie, Jacob	TE
69	Vaught, Andrew	OL	6-6	280	Jr.	Roanoke, Va. / Roanoke Catholic / Toledo	90	Brown, O'marion	DL
3	Wadsworth, Isaiah	CB	6-0	190	Sr.-5	Hampton, Ga. / St. Francis	91	Smokes, Marion	DL
30	Washington, Elijah	LB	6-1	230	Fr.	Kennesaw, Ga. / Kell	93	Maina, Brandon	DL
81	Watkins, Kyle	WR	6-0	175	Sr.	Myrtle Beach, S.C. / Carolina Forest	94	Horton, Cooper	DL
45	Watson, Corley	LB	6-0	215	Fr.	Summerville, S.C. / Pinewood Prep	95	Lattany, Anthonie	DL
76	Welsh, Jonathan	OL	6-3	285	Fr.	Easley, S.C. / Easley	96	Taylor, John Luke	DL
25	White, Will	DB	6-1	190	Fr.-2	Pauline, S.C. / Dorman	97	King, John	DL
8	Wilkerson, Tyson	LB	6-2	200	So.	Homewood, Ill. / Homewood-Flossmoor	99	Dees, Marcus	DL
	Gatling, Marcus	LB	5-11	215	Sr.	Havelock, N.C. / Havelock		Gatling, Marcus	LB
	Taylor, Gavin	OL	6-2	270	Sr.	West Columbia, S.C. / Brookland-Cayce		Taylor, Gavin	OL

WOFFORD TENTATIVE DEPTH CHART

OFFENSE (PRO SPREAD)

LT	71	Quincy Hughes (6-4, 296, Jr.)
	52	Ben Marler (6-5, 295, Jr.)
LG	60	Luke Moise (6-2, 272, Fr.)
	74	Chizara Alegbe (6-4, 300, So.)
C	68	Clayton Hixon (6-3, 295, So.)
	73	Briggs Kearse (6-4, 300, Sr.-5)
RG	73	Briggs Kearse (6-4, 300, Sr.-5)
	72	Julio Del Jesus (6-4, 300, Jr.)
RT	77	Mason Howard (6-7, 300, So.) - OR-
	62	Santana Haynes-Goodman (6-5, 275, So.)
TE	9	Jordan Davis (6-2, 235, Sr.)
	87	Carlos Anaya (6-6, 237, So.)
WR-X	81	Kyle Watkins (6-0, 175, Sr.)
	80	Jack Purdy (6-4, 210, Fr.-2)
WR-H	4	Dylan Djete (6-0, 185, Jr.)
	10	Ivory Aikens (5-6, 145, Fr.)
WR-Z	14	Isaiah Scott (5-10, 180, Fr.)
	6	Rickie Shaw (6-2, 195, So.)
QB	2	Amari Odom (6-5, 205, Fr.-2)
	8	Bryce Corriston (6-1, 210, Sr.-5)
	16	Pauly Seeley (6-0, 190, So.)
RB	12	Ryan Ingram (5-11, 215, Sr.-5)
	3	J.T. Smith Jr. (5-10, 200, So.)
	28	Kyle Parsons (6-0, 205, Jr.)

DEFENSE (MULTIPLE 3-4)

DE	91	Marion Smokes (6-1, 250, Fr.)
	99	Marcus Dees (6-0, 275, Sr.)
NT	95	Anthonie Lattany (6-5, 310, Sr.-5)
	48	Trenton Kintigh (6-2, 275, Fr.-2)
DE	52	Seth Foster (6-3, 285, Jr.)
	90	O'marion Brown (6-3, 295, Fr.-2)
OLB	4	John Boyles (6-3, 240, Sr.-5)
	14	Matthew Clayton (6-3, 210, Jr.)
ILB	6	Jalen Marshall (6-2, 225, Jr.)
	44	Benny Radicia (6-0, 220, Sr.)
ILB	34	David Powers (6-1, 225, Sr.)
	41	Jalen Rambert (6-1, 240, Fr.-2)
OLB	12	Isaiah Mananga (6-3, 215, Sr.)
	33	Javario Tinch (6-4, 180, Fr.-2)
CB	13	Amir Annoor (6-1, 190, Sr.)
	20	DJ Curtis (5-11, 185, Sr.)
S	18	C.J. Coombes (6-0, 208, Fr.-2)
	5	Jahaad Scales (6-0, 194, Jr.)
S	2	Maximus Pulley (5-11, 190, Jr.)
	9	Eli Campbell (5-11, 195, So.)
CB	3	Isaiah Wadsworth (6-0, 190, Sr.-5)
	11	Javis Mynatt (6-0, 190, So.)

SPECIALISTS

PK	32	Devery Cagle (6-1, 195, So.)
	47	Sam Spence (6-0, 220, Fr.-2)
KO	36	Cavan Craig (5-11, 190, Fr.)
	47	Sam Spence (6-0, 220, Fr.-2)
P	47	Sam Spence (6-0, 220, Fr.-2)
	32	Devery Cagle (6-1, 195, So.)
LS	49	Tommy DiLiegro (5-10, 215, So.)
	45	Blake Shirley (6-0, 205, So.)
HLD	8	Bryce Corriston (6-1, 210, Sr.-5)
	32	Devery Cagle (6-1, 195, So.)
KOR	28	Kyle Parsons (6-0, 205, Jr.)
	85	Gavin Batt (6-3, 200, Fr.-2)
PR	13	Amir Annoor (6-1, 185, Sr.)
	14	Isaiah Scott (5-10, 180, Fr.)

PRONUNCIATION GUIDE

Chizara Alegbe	CHU-zar-ah Ah-leg-bee
Amir Annoor	AH-mear ANN-or
Devery Cagle	KAY-gill
CJ Coombes	COOMS
Dylan Djete	De-JET-ee
John Jaraczewski	JER-ah-chef-ski
Trenton Kintigh	KIN-tie
Anthonie Lattany	LATT-a-knee
David Legette	LEG-it
Brandon Maina	MAY-na
Isaiah Mananga	MAN-ann-ga
Luke Moise	MOYS
Javis Mynatt	MINE-at
Benny Radicia	RAH-dish-ah
Jahaad Scales	JA-haad
Isaac Schimpf	SCHIMP
Corey Seay	SEE
Wofford	Wah-ford

WOFFORD WHEN...

Overall.....	5-6
SoCon.....	3-5
Home.....	1-4
Road.....	4-2
Day Games.....	4-5
Night games (after 6 pm).....	1-1
On Natural Grass.....	1-4
On Artificial Turf.....	4-2
Black Jersey/Black Pants.....	1-2
Black Jersey/Gold Pants.....	0-1
Black Jersey/White Pants.....	0-2
White Jersey/Black Pants.....	0-1
White Jersey/Gold Pants.....	1-0
White Jersey/White Pants.....	3-0
Gold Jersey/White Pants.....	-
Gold Jersey/Black Pants.....	-
Black Jersey.....	1-5
White Jersey.....	4-1
Gold Jersey.....	-
Black Pants.....	1-3
Gold Pants.....	1-1
White Pants.....	3-2
Wofford Wins Coin Toss.....	3-5
Wofford Loses Coin Toss.....	2-1
Scoring First.....	1-3
Opponent Scoring First.....	4-3
Leading at the half.....	1-1
Trailing at the half.....	3-4
Tied at the half.....	1-1
Leading after third quarter.....	2-0
Trailing after third quarter.....	3-6
Tied after third quarter.....	-
Overtime games.....	-
Scoring less than 20 points.....	2-6
Scoring 20+ points.....	3-1
Scoring 30+ points.....	-
Scoring 40+ points.....	-
Allowing 10 or fewer points.....	-
Allowing less than 20 points.....	4-0
Allowing 20+ points.....	1-6
Allowing 30+ points.....	0-2
Allowing 40+ points.....	-
Rushing for less than 100 yards.....	2-2
Rushing for over 100 yards.....	3-4
Rushing for over 200 yards.....	-
Rushing for over 300 yards.....	-
Passing for less than 200 yards.....	1-4
Passing for 200+ yards.....	3-2
Passing for 300+ yards.....	-
Total less than 300 yards total offense.....	1-4
300+ yards of total offense.....	4-2
400+ yards of total offense.....	-
500+ yards of total offense.....	-
Allowing less than 100 yards rushing.....	3-0
Allowing less than 300 yards total offense.....	2-1
Allowing 300+ yards total offense.....	3-5
Having a 100 yard rusher.....	1-1
Have two 100 yard rushers.....	-
Opponent has 100 yard rusher.....	1-1
Having a 100 yard receiver.....	3-1
No turnovers.....	1-0
Less than 3 turnovers.....	3-3
3+ Turnovers.....	1-3
No takeaways.....	2-1
Less than 3 takeaways.....	1-4
3+ Takeaways.....	2-1
More than 30:00 TOP.....	4-0
Less than 30:00 TOP.....	1-6

WOFFORD 2024 TEAM HIGHS AND LOWS

Points Scored.....	31	vs VMI (10/12/2024)
Low.....	3	vs Mercer (09/28/2024)
Rushes.....	41	vs VMI (10/12/2024)
Low.....	20	vs Mercer (09/28/2024)
Yards Rushing.....	161	vs VMI (10/12/2024)
Low.....	16	vs Mercer (09/28/2024)
TD Rushes.....	2	three times, last at Samford (11/02/2024)
Low.....	0	four times, last vs The Citadel (11/16/2024)
Pass attempts.....	40	at Western Caro. (10/05/2024)
Low.....	19	vs ETSU (10/26/2024)
Pass completions.....	22	at Gardner-Webb (08/29/2024)
Low.....	8	vs ETSU (10/26/2024)
Yards Passing.....	260	at Gardner-Webb (08/29/2024)
Low.....	103	vs ETSU (10/26/2024)
TD Passes.....	2	at Richmond (09/07/2024)
Low.....	0	vs Mercer (09/28/2024), at Chattanooga (10/19/2024)
Total Plays.....	72	at Gardner-Webb (08/29/2024)
Low.....	44	vs The Citadel (11/16/2024)
Total Offense.....	385	at Furman (11/09/2024)
Low.....	146	vs Mercer (09/28/2024)
Sacks By.....	4	at Furman (11/09/2024)
Low.....	0	three times, last vs ETSU (10/26/2024)
First Downs.....	21	at Gardner-Webb (08/29/2024)
Low.....	8	vs Mercer (09/28/2024)
Penalties.....	14	vs VMI (10/12/2024)
Low.....	3	at Samford (11/02/2024)
Penalty Yards.....	109	vs VMI (10/12/2024)
Low.....	20	vs William & Mary (09/14/2024)
Turnovers.....	4	vs Mercer (09/28/2024), at Chattanooga (10/19/2024)
Low.....	0	at Richmond (09/07/2024)
Interceptions By.....	4	at Richmond (09/07/2024)
Low.....	0	six times, last vs The Citadel (11/16/2024)
Punts.....	9	vs Mercer (09/28/2024)
Low.....	3	at Gardner-Webb (08/29/2024)

WOFFORD 2024 INDIVIDUAL BESTS

RUSHES.....	23	Ryan Ingram at Furman (11/09/2024)
YARDS RUSHING.....	120	Ryan Ingram at Furman (11/09/2024)
TD RUSHES.....	1	Ryan Ingram six times, last at Furman (11/09/2024)
.....	1	Bryce Corriston at Samford (11/02/2024)
.....	1	J.T. Smith three times, last vs VMI (10/12/2024)
LONG RUSH.....	47	Ryan Ingram at Western Caro. (10/05/2024)
PASS ATTEMPTS.....	39	Pauly Seeley at Western Caro. (10/05/2024)
PASS COMPLETIONS.....	22	Amari Odom at Gardner-Webb (08/29/2024)
YARDS PASSING.....	260	Amari Odom at Gardner-Webb (08/29/2024)
TD PASSES.....	2	Pauly Seeley vs VMI (10/12/2024)
.....	2	Amari Odom at Richmond (09/07/2024)
LONG PASS.....	95	Pauly Seeley vs VMI (10/12/2024)
RECEPTIONS.....	7	Kyle Watkins at Richmond (09/07/2024)
.....	7	Kyle Watkins at Gardner-Webb (08/29/2024)
YARDS RECEIVING.....	133	Kyle Watkins at Richmond (09/07/2024)
TD RECEPTIONS.....	1	J.T. Smith at Richmond (09/07/2024), vs The Citadel (11/16/2024)
.....	1	Dylan Djete at Furman (11/09/2024)
.....	1	Jordan Davis vs ETSU (10/26/2024), vs VMI (10/12/2024), at Richmond (09/07/2024)
.....	1	Rickie Shaw vs VMI (10/12/2024)
.....	1	Isaiah Scott at Western Caro. (10/05/2024)
.....	1	Jack Purdy vs William & Mary (09/14/2024)
.....	1	Kyle Watkins at Gardner-Webb (08/29/2024)
LONG RECEPTION.....	95	Rickie Shaw vs VMI (10/12/2024)
PUNTS.....	8	Sam Spence vs Mercer (09/28/2024)
PUNTING AVG.....	47.0	Sam Spence at Gardner-Webb (08/29/2024)
LONG PUNT.....	55	Sam Spence vs William & Mary (09/14/2024)
PUNTS INSIDE 20.....	3	Sam Spence vs VMI (10/12/2024)
LONG PUNT RETURN.....	45	Amir Annoor at Gardner-Webb (08/29/2024)
LONG KICKOFF RETURN.....	40	Kyle Parsons vs VMI (10/12/2024)
TACKLES.....	13	CJ Coombes vs William & Mary (09/14/2024)
SACKS.....	2	Marion Smokes vs The Citadel (11/16/2024)
.....	2	Anthonie Lattany at Furman (11/09/2024)
TACKLES FOR LOSS.....	3	Anthonie Lattany at Furman (11/09/2024)
.....	3	Isaiah Mananga at Samford (11/02/2024)
.....	3	Jalen Marshall at Samford (11/02/2024), vs Mercer (09/28/2024)
.....	3	O'marion Brown at Western Caro. (10/05/2024)
INTERCEPTIONS.....	2	Amir Annoor at Richmond (09/07/2024)
.....	2	Eli Campbell vs ETSU (10/26/2024)



SHAWN WATSON

HEAD COACH • SECOND SEASON • SOUTHERN ILLINOIS '82

@WATSONSHAWN1

Shawn Watson was named head coach on December 1, 2022. A veteran with nearly 40 years of coaching experience, Watson came to Wofford in January 2022 as assistant head coach and offensive coordinator. On October 6, he was named interim head coach of the Terriers.

Prior to Wofford, he spent the 2021 season as the assistant head coach and offensive coordinator at the University of Northern Iowa. Along with his work with the Panthers, he has served as offensive coordinator at Texas (2014-15), Louisville (2012-13), Nebraska (2007-10), Colorado (2000-05) and Pittsburgh (2017-18). Additionally, he was the head coach at his alma mater, Southern Illinois, from 1994-96.

In his first full season as head coach in 2023, the Terriers were 2-9 overall and 2-6 in the Southern Conference. Wofford won the last two games of the season as they earned an 11-3 win at The Citadel and then downed Southern Conference Champion Furman 19-13 at Gibbs Stadium as the Paladins were ranked #2 in the nation. Following the season, DL Brandon Maina and LB David Powers earned All-Southern Conference honors.

During his first season at Wofford in 2022, he helped lead the transition from the option to the pro spread as offensive coordinator. He was named interim head coach on October 6 and led the team to a 3-3 record. His first win with the Terriers was on October 16 against The Citadel. He followed that with wins over East Tennessee State and VMI. Quarterback Jimmy Weirick set school single season records for completions (187), attempts (323) and passing yards (2,479). Weirick holds four of the top marks for passing yards in a game, including the record of 428 at Furman. Wide receiver Landon Parker set the school record for receiving yards in a season with 804.

Watson played safety at Southern Illinois (1979-80) and began his coaching career as a Salukis graduate assistant in 1982, making stops at Illinois and Miami (Ohio) before

landing the head job at his alma mater in 1994. In his three seasons as head coach, the team was 11-22 overall and produced 20 all-conference players.

He earned a bachelor's degree in health education from SIU in 1982. Watson and his wife, Anita, have three children: Amber (Marcus Capone), Aaron (Victoria) and Adam (April) and three grandchildren, Caden, Maggie and Wyatt.

SHAWN WATSON YEAR-BY-YEAR

Year	School	Position	Notes
1982	Southern Illinois	Graduate Assistant	
1983	Illinois	Graduate Assistant	Rose Bowl
1984	Illinois	Graduate Assistant	
1985	Illinois	Tight Ends/Tackles	Peach Bowl
1986	Illinois	Wide Receivers	
1987	Miami (OH)	Tight Ends	
1988	Miami (OH)	Tight Ends	
1989	Miami (OH)	Tight Ends	
1990	Miami (OH)	Wide Receivers	
1991	Miami (OH)	Wide Receivers	
1992	Miami (OH)	Quarterbacks	
1993	Miami (OH)	Quarterbacks	
1994	Southern Illinois	Head Coach	1-10
1995	Southern Illinois	Head Coach	5-6
1996	Southern Illinois	Head Coach	5-6
1997	Northwestern	Quarterbacks	
1998	Northwestern	Quarterbacks	
1999	Colorado	Quarterbacks	Insight Bowl
2000	Colorado	Offensive Coordinator	
2001	Colorado	Offensive Coordinator	Fiesta Bowl
2002	Colorado	Offensive Coordinator	Alamo Bowl
2003	Colorado	Offensive Coordinator	
2004	Colorado	Offensive Coordinator	Houston Bowl
2005	Colorado	Offensive Coordinator	Champs Sports Bowl
2006	Nebraska	Tight Ends	Cotton Bowl
2007	Nebraska	Offensive Coordinator	
2008	Nebraska	Offensive Coordinator	Gator Bowl
2009	Nebraska	Offensive Coordinator	Holiday Bowl
2010	Nebraska	Offensive Coordinator	Holiday Bowl
2011	Louisville	Offensive Coordinator	Belk Bowl
2012	Louisville	Offensive Coordinator	Sugar Bowl
2013	Louisville	Offensive Coordinator	Russell Athletic Bowl
2014	Texas	Offensive Coordinator	Texas Bowl
2015	Texas	Offensive Coordinator	
2016	Indiana	Quality Control	Foster Farms Bowl
2017	Pittsburgh	Offensive Coordinator	ACC Coastal/Sun Bowl
2018	Pittsburgh	Offensive Coordinator	
2019	Georgia	Quality Control	Sugar Bowl
2020	Northern Iowa	Quarterbacks	
2021	Northern Iowa	Quarterbacks	FCS Playoffs
2022	Wofford	Interim Head Coach	3-3
2023	Wofford	Head Coach	2-9
2024	Wofford	Head Coach	5-6
Overall Head Coach Record			21-40

WOFFORD UNDER WATSON

Overall	10-18
Home games	5-8
Road games	5-11
SoCon games	8-14
SoCon home games	5-6
SoCon away games	3-8
Postseason games	-
Overtime	-
Wofford scores 20 or more	6-5
Wofford scores less than 20	4-13
Opp scores 20 or more	2-17
Opp scores less than 20	8-1
Game decided by 6 or less	4-4
Game decided by 7 to 9	3-2
Game decided by 10 or more	3-12
Shutouts	-
Times shutout	-
vs. ranked FCS opponent	2-9
August games	1-0
September games	1-7
October games	4-7
November games	4-4
Most Points scored	48 vs. ETSU (10/29/22)
Most Points allowed	63 at Furman (11/19/22)
Most points in a loss	29 at Western Carolina (11/5/22)
Fewest points in a win	11 at The Citadel (11/11/23)
Largest win	18 vs. VMI (11/12/22)
Largest loss	38, Wofford at Pitt (9/2/2023)

THE LAST TIME...

A kickoff was returned for a touchdown:

WOFFORD: November 6, 2021, James Wells vs. Chattanooga (73 yards)
OPP: October 31, 2015, Greg Sanders, VMI (99 yards)

A punt was returned for a touchdown:

WOFFORD: November 12, 2021, R.J. Khayo vs. VMI (81 yards)
OPP: October 16, 2004, Lamar Beam, Western Carolina (0 yards, blocked)

An interception was returned for a touchdown:

WOFFORD: September 8, 2018, Dimitri Redwood vs. VMI (45)
OPP: October 19, 2024, Reuben Lowery, Chattanooga (61t)

A fumble was recovered for a touchdown:

WOFFORD: November 18, 2023, Maximus Pulley vs. Furman (64)
OPP: October 26, 2024, Elijah Taylor, ETSU (15 yards)

A safety was recorded:

BY WOFFORD: October 19, 2014, at Chattanooga (tackle for loss in endzone)
BY OPP: September 28, 2024 by Mercer (blocked punt in endzone)

A field goal was blocked:

BY WOFFORD: October 26, 2024, Isaiah Wadsworth vs. ETSU (39 yd attempt by Johnson)
BY OPP: October 7, 2023, by Samford (45 yd attempt by Jones)

A PAT was missed:

BY WOFFORD: November 10, 2024, Devery Cagle at Furman
BY OPP: October 12, 2024, Caden Beck, VMI

A successful onside kick was recovered:

WOFFORD: October 21, 2023, at Mercer (Atkins Roberts)

A shutout was recorded:

WOFFORD: November 19, 2016, Wofford 17, VMI 0
OPP: September 10, 2022, Elon 26, Wofford 0

A team had more passing yards than rushing yards:

WOFFORD: November 16, 2024, The Citadel (108 rushing, 159 passing)

A run went for 50 yards or more:

WOFFORD: November 18, 2023, Ryan Ingram vs. Furman (53t)
OPP: November 16, 2024, Cooper Wallace, The Citadel (54t)

A pass reception went for 50 yards or more:

WOFFORD: October 12, 2024, Pauly Seeley to Rickie Shaw vs. VMI (95t)
OPP: November 12, 2022, Seth Morgan to Isaiah Lemmond, WCU (51)

An individual rushed for 100 yards or more in a game:

WOFFORD: November 16, 2024, Ryan Ingram vs. The Citadel (103)
OPP: September 14, 2024, Bronson Yoder, William & Mary (142)

An individual rushed for 200 yards or more in a game:

WOFFORD: September 29, 2018, Andre Stoddard at Gardner-Webb (200)
OPP: October 29, 2022, Jacob Saylor, ETSU (245)

Two teammates each rushed for 100 yards or more in a game:

WOFFORD: October 19, 2019, Mulligan (106), Allen (105), Newman (104) vs. WCU
OPP: Sept. 14, 2013, Jerick McKinnon (114) and Kevin Ellison (102), Ga. Southern

Three teammates each rushed for 100 yards or more in a game:

WOFFORD: October 19, 2019, Irvin Mulligan (106), Jacquez Allen (105), Joe Newman (104) vs. Western Carolina

An individual passed for 300 yards or more in a game:

WOFFORD: November 19, 2022, Jimmy Weirick at Furman (428)
OPP: October 1, 2022, Fred Payton, Mercer (330)

An individual passed for 400 yards or more in a game:

WOFFORD: November 19, 2022, Jimmy Weirick at Furman (428)
OPP: October 21, 2017, Devlin Hodges, Samford (427)

An individual completed 20 or more passes in a game:

WOFFORD: August 29, 2024, Amari Odom at Gardner-Webb (22-35)
OPP: November 9, 2024, Carson Jones, Furman (21-33)

An individual completed 30 or more passes in a game:

WOFFORD: Never
OPP: November 2, 2024, Quincy Crittendon, Samford (31-41)

An individual made eight or more receptions in a game:

WOFFORD: November 12, 2022, Dylan Djete vs. VMI (8-87)
OPP: November 2, 2024, Brendan Jenkins, Samford (8-90)

An individual had 100 or more receiving yards in a game:

WOFFORD: November 9, 2024, Kyle Watkins at Furman (106)
OPP: October 19, 2024, Chris Domercant, Chattanooga (101)

An individual had 200 or more receiving yards in a game:

WOFFORD: October 6, 1956, Jerry Richardson vs. Newberry (241)
OPP: March 27, 2021, Jakob Herres, VMI (15-207)

An individual scored three touchdowns in a game:

WOFFORD: October 26, 2019, Joe Newman vs. Chattanooga (3 TDs)
OPP: October 29, 2022, Jacob Saylor, ETSU (3 TDs)

An individual scored four touchdowns in a game:

WOFFORD: October 5, 2019, Joe Newman at ETSU (4 TDs)
OPP: November 10, 2001, Louis Ivory, Furman (4 TDs)

A 50-yard field goal was kicked:

WOFFORD: November 12, 2016, David Marvin at Chattanooga (51 yards)
OPP: September 10, 2022, Skyler Davis, Elon (52 yards)

A team rushed for more than 200 yards in a game:

WOFFORD: November 11, 2023, at The Citadel (217)
OPP: October 26, 2024, ETSU (209)

A team rushed for more than 300 yards in a game:

WOFFORD: October 30, 2021, vs. Western Carolina (316)
OPP: October 29, 2022, ETSU (325)

A team rushed for more than 400 yards in a game:

WOFFORD: October 19, 2019, vs. Western Carolina (428)
OPP: November 2, 2019, Clemson (419)

A team rushed for more than 500 yards in a game:

WOFFORD: September 29, 2012, Wofford at Elon (500)
OPP: Not since 1982

A team rushed for less than 100 yards in a game:

WOFFORD: November 2, 2024, at Samford (96)
OPP: November 9, 2024, Furman (55)

A team passed for more than 300 yards in a game:

WOFFORD: November 19, 2022, at Furman (428)
OPP: October 1, 2022, Mercer (330)

A team passed for less than 100 yards in a game:

WOFFORD: November 18, 2023, vs. Furman (92)
OPP: November 18, 2023, Furman (99)

A team had 500 yards in total offense:

WOFFORD: October 29, 2022, vs. ETSU (580)
OPP: November 5, 2022, Western Carolina (515)

A team had 600 yards in total offense:

WOFFORD: October 19, 2019, vs. Western Carolina (613)
OPP: November 2, 2019, Clemson (702)

A team had less than 300 yards in total offense:

WOFFORD: November 16, 2024, vs. The Citadel (267)
OPP: November 9, 2024, Furman (284)

A team had less than 200 yards in total offense:

WOFFORD: October 26, 2024, vs. ETSU (178)
OPP: October 12, 2024, VMI (180)

An individual kicked three field goals:

WOFFORD: September 28, 2019, Luke Carter at VMI (3-3)
OPP: November 16, 2024, Ben Barner, The Citadel (3-3)

An individual had two or more interceptions:

WOFFORD: October 28, 2024, Eli Campbell vs. ETSU (2)
OPP: September 28, 2024, Dainsus Miller, Mercer (2)

2024 STATS PERFORM FCS POLL (NOV. 18)

Team (First-place votes)		Record	Points	Previous
1.	North Dakota State (41)	10-1	1385	1
2.	Montana State (15)	11-0	1356	2
3.	South Dakota State	9-2	1290	3
4.	South Dakota	8-2	1189	5
5.	UC Davis	9-2	1165	4
6.	UIW	9-2	1086	6
7.	Idaho	8-3	1022	8
8.	Mercer	9-2	1002	7
9.	Montana	8-3	903	10
10.	Richmond	9-2	880	11
11.	Abilene Christian	8-3	846	14
12.	Southeast Missouri	9-2	799	12
13.	Rhode Island	9-2	754	15
14.	Illinois State	8-3	624	17
15.	Villanova	8-3	620	9
16.	Tarleton State	8-3	585	13
17.	Harvard	8-1	431	20
18.	Stony Brook	8-3	343	16
19.	Duquesne	8-2	285	22
20.	Jackson State	9-2	271	23
21.	Northern Arizona	7-4	266	25
22.	UT Martin	7-4	192	18
23.	South Carolina State	8-2	182	NR
24.	New Hampshire	7-4	173	NR
25.	Eastern Kentucky	7-4	167	NR

Others Receiving Votes: Tennessee State, 97; William & Mary, 69; North Carolina Central, 56; Southern Utah, 38; Southeastern Louisiana, 28; Chattanooga, 24; Western Carolina, 21; Central Arkansas, 19; ETSU, 10; Tennessee Tech, 8; Lehigh, 6; Drake, 5

2024 FCS COACHES POLL (NOV. 18)

Team (First-place votes)		Record	Points	Previous
1.	North Dakota St. (23)	10-1	647	1
2.	Montana St. (3)	11-0	623	2
3.	South Dakota St.	9-2	601	3
4.	South Dakota	8-2	544	5
5.	UC Davis	9-2	529	4
6.	UIW	9-2	515	6
7.	Richmond	9-2	490	7
8.	Idaho	8-3	435	10
9.	Mercer	9-2	428	9
10.	Montana	8-3	392	11
11.	Southeast Missouri St.	9-2	386	13
12.	ACU	8-3	356	15
13.	Illinois St.	8-3	317	16
14.	Villanova	8-3	290	8
15.	Rhode Island	9-2	288	18
16.	Tarleton St.	8-3	244	12
17.	Jackson St.	9-2	237	20
18.	Missouri St.	8-3	221	14
19.	Duquesne	8-2	178	21
20.	Stony Brook	8-3	139	17
21t.	Harvard	8-1	130	22
21t.	South Carolina St.	8-2	130	23
23.	Butler	9-2	65	25t
24.	UT Martin	7-4	63	19
25.	Tennessee St.	8-3	52	NR

Others Receiving Votes: Northern Arizona, 41; North Carolina Central, 32; William & Mary, 29; Drake, 10; Southeastern Louisiana, 8; Eastern Kentucky, 7; New Hampshire, 7; Chattanooga, 5; Southern Utah, 4; Dartmouth, 3; North Dakota, 3; Central Arkansas, 1.

2024 WOFFORD STARTING LINEUPS

Offense											
	LT	LG	C	RG	RT	WR	QB	RB	RB/WR	TE	
GWU	Hughes (15)	Moise (1)	Garcia (31)	Kearse (15)	Haynes-Goodman(2)	Smith (1)	Watkins (6)	Odom (2)	Ingram(12)	Anaya (1)	Davis (9)
RICH	Hughes (16)	Moise (2)	Garcia (32)	Kearse (16)	Howard (1)	Purdy (1)	Watkins (7)	Odom (3)	Ingram (13)	Scott (1)	Davis (10)
W&M	Hughes (17)	Moise (3)	Garcia (33)	Kearse (17)	Howard (2)	Purdy (2)	Watkins (8)	Odom (4)	Ingram (14)	Anaya (2)	Davis (11)
MER	Hughes (18)	Moise (4)	Garcia (34)	Kearse (18)	Howard (3)	Pinnix (8)	Watkins (9)	Odom (5)	Ingram (15)	Anaya (3)	Davis (12)
WCU	Hughes (19)	Moise (5)	Garcia (35)	Kearse (19)	Haynes-Goodman(3)	Scott (2)	Watkins (10)	Seeley (6)	Ingram (16)	Anaya (4)	Davis (13)
VMI	Hughes (20)	Moise (6)	Garcia (36)	Kearse (20)	Haynes-Goodman(4)	Scott (3)	Watkins (11)	Seeley (7)	Ingram (17)	Anaya (5)	Davis (14)
UTC	Hughes (21)	Moise (7)	Garcia (37)	Kearse (21)	Haynes-Goodman(5)	Scott (4)	Watkins (12)	Seeley (8)	Ingram (18)	Anaya (6)	Davis (15)
ETSU	Hughes (22)	Moise (8)	Garcia (38)	Kearse (22)	Haynes-Goodman(6)	Scott (5)	Watkins (13)	Seeley (9)	Ingram (19)	Anaya (7)	Davis (16)
SAM	Hughes (23)	Moise (9)	Garcia (39)	Kearse (23)	Haynes-Goodman(7)	Scott (6)	Watkins (14)	Odom (6)	Ingram (20)	Anaya (8)	Davis (17)
FUR	Hughes (24)	Moise (10)	Hixon (1)	Kearse (24)	Howard (4)	Scott (7)	Watkins (15)	Odom (7)	Ingram (21)	Djete (10)	Davis (18)
CIT	Hughes (25)	Moise (11)	Hixon (2)	Kearse (25)	Haynes-Goodman(8)	Scott (8)	Watkins (16)	Odom (8)	Ingram (22)	Smith (3)	Davis (19)
SC											
Defense											
	DE	NT	DE	OLB	ILB	ILB	OLB	CB	S	S	CB
GWU	Maina (26)	Lattany (5)	Brown (1)	Boyles (8)	Radicia (1)	Powers (22)	Morgan (2)	Annoor (20)	Coombes (1)	Pulley (12)	Wadsworth (17)
RICH	Maina (27)	Lattany (6)	Brown (2)	Boyles (9)	Radicia (2)	Marshall (17)	Morgan (3)	Annoor (21)	Coombes (2)	Pulley (13)	Wadsworth (18)
W&M	Foster (2)	Lattany (7)	Brown (3)	Boyles (10)	Radicia (3)	Marshall (18)	Morgan (4)	Annoor (22)	Coombes (3)	Pulley (14)	Wadsworth (19)
MER	Maina (28)	Lattany (8)	Brown (4)	Boyles (11)	Radicia (4)	Marshall (19)	Morgan (5)	Annoor (23)	Coombes (4)	Pulley (15)	Wadsworth (20)
WCU	Maina (29)	Lattany (9)	Brown (5)	Boyles (12)	Powers (23)	Marshall (20)	Mynatt (5)	Annoor (24)	Coombes (5)	Pulley (16)	Wadsworth (21)
VMI	Dees (1)	Lattany (10)	Brown (6)	Boyles (13)	Powers (24)	Marshall (21)	Mananga (7)	Annoor (25)	Coombes (6)	Pulley (17)	Wadsworth (22)
UTC	Dees (2)	Lattany (11)	Brown (7)	Boyles (14)	Powers (25)	Curtis (6)	Mananga (8)	Annoor (26)	Coombes (7)	Pulley (17)	Wadsworth (23)
ETSU	Smokes (1)	Lattany (12)	Foster (3)	Boyles (15)	Powers (26)	Marshall (22)	Mananga (9)	Annoor (27)	Coombes (8)	Pulley (18)	Wadsworth (24)
SAM	Smokes (2)	Lattany (13)	Foster (4)	Boyles (16)	Powers (27)	Marshall (23)	Mananga (10)	Annoor (28)	Coombes (9)	Pulley (19)	Wadsworth (25)
FUR	Smokes (3)	Lattany (14)	Foster (5)	Boyles (17)	Powers (28)	Marshall (24)	Mananga (11)	Annoor (29)	Coombes (10)	Pulley (20)	Wadsworth (26)
CIT	Smokes (4)	Lattany (15)	Foster (6)	Boyles (18)	Powers (29)	Radicia (5)	Mananga (12)	Annoor (30)	Coombes (11)	Pulley (21)	Wadsworth (27)
SC											

Bold - First Career Start ; (X) - Career Starts

100-YARD RUSHERS

(since 2018)

120	Ryan Ingram at Furman (11/9/24)
103	Ryan Ingram vs. The Citadel (11/16/24)
159	Ryan Ingram vs. Western Carolina (11/4/23)
136	Ryan Ingram at The Citadel (11/11/23)
136	Ryan Ingram at VMI (9/23/23)
111	Ryan Ingram vs. Furman (11/18/23)
112	Kyle Parsons vs. VMI (11/12/22) *
135	Irvin Mulligan vs. Samford (10/16/21)
134	Irvin Mulligan at VMI (9/25/21)
126	Irvin Mulligan vs. Furman (10/9/21)
114	Irvin Mulligan at Elon (9/4/21)
114	Irvin Mulligan at The Citadel (11/13/21)
101	Irvin Mulligan vs. Western Carolina (10/30/21)
185	Joe Newman at ETSU (10/5/19)
155	Joe Newman vs. Gardner-Webb (9/21/19)
147	Blake Morgan vs. Furman (11/16/19)
106	Irvin Mulligan vs. Western Carolina (10/19/19) *
105	Jacquez Allen vs. Western Carolina (10/19/19) *
104	Joe Newman vs. Western Carolina (10/19/19)
200	Andre Stoddard at Gardner-Webb (9/29/18)
155	Joe Newman at Chattanooga (10/6/18)
131	Lennox McAfee at Gardner-Webb (9/29/18)
121	Lennox McAfee vs. ETSU (10/20/18)
119	Andre Stoddard vs. Mercer (10/27/18)
111	Andre Stoddard at Chattanooga (10/6/18)

* - Freshman

100-YARD RECEIVERS

(since 2001, 2024 in bold)

179	Landon Parker vs. ETSU (10/29/22)
155	Landon Parker at Kennesaw State (9/24/22)
146	Brenton Bersin vs. Chattanooga (11/20/10)
139	Landon Parker at Furman (11/19/22)
137	Alec Holt at The Citadel (11/13/21)
133	Kyle Watkins at Richmond (9/7/24)
128	Dylan Djete at Furman (11/19/22) *
127	Brenton Bersin at Clemson (9/10/11)
123	Matt Beavin vs Furman (11/13/04)
121	T.J. Luther vs. Mercer (10/28/18)
120	T.J. Luther vs. Kennesaw State (11/30/19)
119	Isaiah Scott vs. William & Mary (9/14/24) *
112	D'mauriae VanCleave vs. WCU (10/19/19)
112	Kyle Watkins at Samford (11/2/24)
111	Jeff Ashley vs. Georgia Southern (9/14/13)
109	Kyle Watkins at Gardner-Webb (8/29/24)
106	Kyle Watkins at Furman (9/9/24)
104	Sheil Wood vs. Gardner-Webb (11/19/05)
103	Rickie Shaw II vs. VMI (10/12/24)
102	Curtis Nash vs Western Carolina (10/18/03)
101	Andy Strickland at Elon (10/25/08)

100-YARD FRESHMEN

(since 2013)

141	Michael Weimer vs. Western Carolina (9/15/2012)
128	Dylan Djete at Furman (11/19/2022)
125	Joe Newman at Youngstown State (12/10/2016)
119	Isaiah Scott vs. William & Mary (9/14/24)
112	Kyle Parsons vs. VMI (11/12/2022)
106	Irvin Mulligan vs. Western Carolina (10/19/2019)
105	Jacquez Allen vs. Western Carolina (10/19/2019)

AT GIBBS STADIUM

1996.....	3-0
1997.....	2-3
1998.....	3-2
1999.....	3-2
2000.....	3-2
2001.....	3-2
2002.....	4-1
2003.....	8-0
2004.....	5-1
2005.....	4-1
2006.....	4-2
2007.....	4-3
2008.....	6-0
2009.....	1-4
2010.....	5-1
2011.....	4-1
2012.....	6-0
2013.....	3-3
2014.....	5-0
2015.....	3-3
2016.....	5-1
2017.....	5-1
2018.....	6-0
2019.....	4-1
2020-21.....	1-2
2021.....	0-5
2022.....	3-2
2023.....	1-4
2024.....	1-4
TOTAL.....	105-51

LARGEST CROWDS

AWAY

Nov. 2, 2019	at Clemson	81,500
Sept. 5, 2015	at Clemson	81,301
Nov. 11, 2012	at South Carolina	79,982
Sept. 19, 2009	at Wisconsin	78,253
Sept. 8, 2001	at Clemson	78,000
Nov. 3, 2001	at South Carolina	77,922
Sept. 20, 2008	at South Carolina	76,599
Nov. 18, 2017	at South Carolina	74,742
Sept. 10, 2011	at Clemson	74,538
Sept. 16, 2006	at South Carolina	74,286
Sept. 10, 2016	at Ole Miss	64,232
Sept. 17, 2022	at Virginia Tech	62,043
Sept. 15, 2007	at NC State	56,039
Sept. 10, 2005	at West Virginia	54,630
Aug. 30, 2014	at Georgia Tech	45,403
Sept. 2, 2023	at Pittsburgh	45,096
Aug. 31, 2013	at Baylor	44,989
Nov. 20, 2021	at North Carolina	43,011

HOME

Nov. 3, 2007	Georgia Southern	12,124
Nov. 13, 2004	Furman	12,042
Dec. 11, 2010	Georgia Southern	11,823
Sept. 2, 2006	South Carolina State	11,738
Sept. 6, 2003	South Carolina State	11,486
Oct. 22, 2016	The Citadel	11,102
Sept. 22, 2007	Appalachian State	11,042
Nov. 29, 2003	North Carolina A&T	10,500
Oct. 30, 2010	The Citadel	10,466
Oct. 1, 2011	Appalachian State	10,329
Nov. 12, 2011	Georgia Southern	10,280
Sept. 12, 1998	The Citadel	10,271
Oct. 25, 2003	Appalachian State	10,129
Nov. 8, 2008	The Citadel	10,011
Nov. 11, 2000	Furman	10,002

2024 CAPTAINS

GWU	Anthony Garcia, Maximus Pulley
RICH	Jalen Marshall, Kyle Watkins
W&M	Jordan Davis, Benny Radicia
MER	Quincy Hughes, Isaiah Wadsworth
WCU	Ryan Ingram, Brandon Maina
VMI	Jordan Davis, David Powers
UTC	Amir Annoor, John Boyles, Anthony Garcia, Kyle Watkins
ETSU	Bryce Corrison, Maximus Pulley
SAM	John Boyles, Jordan Davis, Jalen Marshall
FUR	Anthonie Lattany, Kyle Watkins
CIT	John Boyles, Jordan Davis, Ryan Ingram, Isaiah Wadsworth
SC	

TERRIERS BY STATE

Alabama.....	2
California.....	2
Delaware.....	1
Florida.....	20
Georgia.....	18
Illinois.....	1
Kansas.....	1
Michigan.....	2
Nebraska.....	1
New York.....	1
North Carolina.....	17
Ohio.....	3
South Carolina.....	38
Tennessee.....	4
Texas.....	4
Virginia.....	2
Canada.....	1

TERRIERS BY CLASS

Fifth Year Seniors.....	9
Seniors.....	11
Juniors.....	20
Sophomores.....	20
Second-Year Freshmen.....	24
Freshmen.....	34

IN OVERTIME (7-6)

Nov. 2, 1996	at Samford	L	14-20
Nov. 20, 1999	at Louisiana-Lafayette	L	34-37
Oct. 5, 2002	CHATTANOOGA	W	27-21
Sept. 27, 2008	at Georgia Southern	W	38-37
Nov. 3, 2012	at Samford (2)	L	19-24
Nov. 10, 2012	CHATTANOOGA	W	16-13
Oct. 3, 2015	at Mercer	W	34-33
Oct. 22, 2016	THE CITADEL	L	21-24
Dec. 10, 2016	at Youngstown State (2)	L	23-30
Oct. 7, 2017	WESTERN CAROLINA	W	35-28
Nov. 4, 2017	CHATTANOOGA (2)	W	24-21
Oct. 26, 2019	CHATTANOOGA	W	35-34
Nov. 13, 2021	at The Citadel	L	44-45

2024 BIG PLAYS

Oppt.	Player	Distance	Play
GWU	Amir Annoor	45	punt return
GWU	Ivory Aikens	35	run
GWU	Kyle Watkins	35	pass
GWU	Kyle Watkins	31	pass
GWU	Maximus Pulley	28	fumble return
GWU	J.T. Smith	22	run
GWU	Dylan Djete	21	pass
RICH	Kyle Watkins	36	pass
RICH	Kyle Watkins	25	pass
RICH	Kyle Watkins	24	pass
RICH	J.T. Smith	22	pass
W&M	Kyle Watkins	40	pass
W&M	Isaiah Scott	39	pass
W&M	Ryan Ingram	26	rush
W&M	Kyle Watkins	26	pass
W&M	Isaiah Scott	25	pass
W&M	Isaiah Scott	24	pass
W&M	Jack Purdy	20t	pass
MER	Javis Mynatt	43	interception
MER	Dylan Djete	22	pass
MER	Kyle Pinnix	20	pass
WCU	J.T. Smith Jr.	55	pass
WCU	Ryan Ingram	47	run
WCU	Isaiah Scott	20	pass
VMI	Rickie Shaw	95t	pass
VMI	J.T. Smith	20	rush
UTC	Kyle Parsons	33	kickoff return
UTC	Kyle Parsons	21	rush
ETSU	Jordan Davis	29t	pass
ETSU	Kyle Watkins	22	pass
SAM	Kyle Watkins	38	pass
SAM	Isaiah Scott	37	pass
SAM	Kyle Watkins	24	pass
SAM	Kyle Parsons	20	pass
FUR	Jordan Davis	45	pass
FUR	Kyle Watkins	43	pass
FUR	Ryan Ingram	38	rush
FUR	Kyle Watkins	31	pass
FUR	Kyle Watkins	20	pass
CIT	Ryan Ingram	35	rush
CIT	J.T. Smith	25t	pass

Rush/Pass - 20 yards or more
Kick/Punt/Int Return - 30 yards or more

2024 WOFFORD SCORING DRIVES

Opponent	Plays	Yards	TOP	Result	Scoring Play
GWU	8	82	3:56	TD	Watkins 17 pass
GWU	9	46	6:16	FG	Jones 47
GWU	10	83	5:32	TD	Ingram 7 run
GWU	5	15	3:24	FG	Jones 45
RICH	7	58	4:04	FG	Jones 36
RICH	11	75	2:21	TD	Smith 10 pass
RICH	3	6	1:56	TD	Davis 12 pass
RICH	7	42	3:06	FG	Jones 41
RICH	8	70	4:42	TD	Ingram 3 run
W&M	9	85	4:32	TD	Ingram 8 run
W&M	7	71	1:50	TD	Smith 1 run
W&M	6	60	3:01	TD	Purdy 20 pass
MER	4	6	1:31	FG	Cagle 28
WCU	10	84	4:46	TD	Smith 10 run
WCU	10	76	2:30	TD	Scott 3 pass
WCU	7	62	3:24	FG	Cagle 31
VMI	3	15	1:13	TD	Ingram 1 run
VMI	4	22	1:48	TD	Davis 3 pass
VMI	1	95	00:18	TD	Shaw 95 pass
VMI	7	34	3:00	TD	Smith 4 run
VMI	4	8	1:36	FG	Cagle 23
UTC	4	3	1:57	FG	Cagle 37
UTC	-	-	0:25	SAF	safety
ETSU	7	75	3:34	TD	Davis 29 pass
SAM	8	73	3:51	TD	Corrison 1 run
SAM	9	75	5:27	TD	Ingram 1 run
SAM	4	6	2:10	FG	Cagle 38
FUR	4	66	2:13	TD	Djete 4 pass
FUR	9	40	3:47	FG	Cagle 29
FUR	7	57	2:01	FG	Cagle 38
FUR	9	74	6:07	TD	Ingram 1 run
CIT	6	80	3:25	TD	Smith 25 pass
CIT	-	-	-	TD	Tinch 33 block punt
CIT	14	57	8:07	FG	Cagle 36

2024 WOFFORD BOXSCORES



Wofford 21, Gardner-Webb 20
August 29, 2024 • Spangler Stadium
Boiling Springs, N.C.

BOILING SPRINGS, N.C. — In the season opener on Thursday night, the Wofford scored ten unanswered points in the fourth quarter to rally for a 21-20 win over Gardner-Webb at Spangler Stadium.

The Terriers were led by Amari Odom who was 22-of-35 for 260 yards and a touchdown, while Kyle Watkins had seven catches for 109 yards.

The Runnin' Bulldogs had the ball to open the game and they had a 44-yard field goal to take a 3-0 lead with 12:17 on the clock in the first quarter. Wofford went three-and-out on its first possession and punted. The Terrier defense forced a three-and-out, and Wofford took over at the 18-yard line.

With the ball back, the Runnin' Bulldogs had five first downs before scoring on a 22-yard pass completion for a 10-8 lead at 12:44 in the second quarter. Wofford had a 35-yard run by Ivory Aikens to move across midfield and a fourth-and-five was converted with a pass to Cam Smith.

To open the second half, the Runnin' Bulldogs recovered a Wofford fumble at the 32-yard line. On their first play of the drive, a 32-yard run by Edward Saydee gave Gardner-Webb a 20-11 lead at the 13:36 mark.

Gardner-Webb had a 31-yard field goal attempt blocked by Brandon Maina and recovered by Maximus Pulley with a 28-yard return across midfield. After a first down run by Ryan Ingram, Wofford took a 21-20 lead with a 45-yard field goal by Bridger Jones with 5:50 remaining.

After the punt, Amari Odom found Jordan Davis for a first down. With fourth-and-inches and 1:41 remaining, a quarterback sneak by Amari Odom got the first down after a replay. Wofford ran out the clock for the win.

Table with 5 columns: Team, 1st, 2nd, 3rd, 4th. Rows: WOFFORD (8, 3, 0, 10, 21), GARDNER-WEBB (3, 10, 7, 0, 20).

1st Quarter

GWU - Jay Billingsley 44 field goal, 12:17
WOF - Kyle Watkins 17 pass from Amari Odom (Samuel Cornett pass from Bryce Corriston), 4:12

2nd Quarter

GWU - Giovanni Adopte 22 pass from Tyler Ridell (Jay Billingsley kick)
WOF - Briger Hones 47 field goal, 6:27
GWU - Jay Billingsley 35 field goal, 2:39

3rd Quarter

GWU - Edward Saydee 32 rush (Jay Billingsley kick), 13:36

4th Quarter

WOF - Ryan Ingram 7 run (Bridger Jones), 13:10
WOF - Bridger Jones 45 field goal, 5:50

Table with 3 columns: WOF, GWU. Rows: FIRST DOWNS (21, 16), RUSHES-YARDS (NET) (37-119, 22-62), PASSING YDS (NET) (260, 238), etc.

RUSHING: Wofford-Smith 12-47; Aikens 1-35; Ingram 9-25 (1 TD); Odom 9-14; Parsons 3-4; TEAM 2-minus 2; Scott, Isaiah 1-(-4). Gardner-Webb-Saydee 10-46 (1 TD); Gresock 9-29; Ridell 3-minus 13.

PASSING: Wofford-Odom 22-35-0-260. Gardner-Webb-Ridell 18-28-0-238.

RECEIVING: Wofford-Watkins 7-117 (1 TD); Djete 4-59; Smith 3-25; Smith 3-13; Davis 2-22; Aikens 1-16; Pinnix 1-12; Scott 1-(-4). Gardner-Webb-Capers 6-73; Borders 4-67; Lowe 3-19; Overton 2-34; Saydee 2-23; Adopte 1-22 (1 TD).

Attendance: 4,378



Wofford 26 at #14 Richmond 19
September 7, 2023 • Robins Stadium
Richmond, Va.

RICHMOND, Va. — On Saturday, Wofford used a complete team effort to earn a 26-19 road win over the University of Richmond at Robins Stadium. The Spiders took a 12-3 lead before a Terrier touchdown as time expired in the first half made it 12-10.

Wofford scored the next 16 points for a 26-19 lead in the fourth quarter. The Spiders scored with under four minutes remaining, but the Terriers held on for the victory. Wofford opens the season at 2-0 for the first time since 2018.

The Spiders had the ball first and had one first down before punting. On the first play from scrimmage for the Terriers, Amari Odom was sacked in the endzone for a safety. Richmond began their next series at midfield and had one first down, however a 41-yard field goal attempt was wide left. The Terriers went three-and-out and punted. The Spiders had one first down and had third-and-short when Jalen Marshall tipped a pass and forced a punt.

Wofford went three-and-out and punted. After one first down, Isaiah Wadsworth intercepted a pass and Wofford took over. Bridger Jones got the Terriers on the board with a 36-yard field goal with 5:46 left in the first half. The Spiders drove 75 yards in seven plays and scored on an eight-yard touchdown run to take a 12-3 lead at the 2:21 mark of the second quarter.

With the ball back, Kyle Watkins and Bryce Corriston had first downs. On fourth-and-two, the Terriers lined up for a 40-yard field goal. A pass by Bridger Jones to Jordan Davis picked up 14 yards and the first down. Amari Odom found J.T. Smith, Jr. in the endzone for a touchdown. The point after made it a 12-10 game at the end of the first half.

The Terriers went three-and-out on the opening possession of the second half. The Spiders had one first down, and then Amir Annoor picked off a pass and returned it 22 yards. Amari Odom found Jordan Davis for a 12-yard touchdown reception. The two-point pass was incomplete, but the Terriers had a 16-12 lead at the 10:09 mark of the third quarter. The Spiders had one first down before punting.

The teams then traded punts. A Bridger Jones gave the Terriers a 19-12 lead on the first play of the fourth quarter. The Spiders had two first downs and converted a fourth-and-one. A pass was tipped by Jalen Marshall and intercepted by Benny Radicia. Kyle Watkins had a 12-yard reception for a first down and on the next play gained 36 yards on a reception to move inside the red zone. Ryan Ingram capped the drive with a three-yard touchdown run for a 26-12 lead with 6:03 remaining. The Spiders had a three-yard touchdown run as the Wofford lead was trimmed to 26-19 with 3:48 remaining in the game.

The Terriers went three-and-out and punted with 2:09 left on the clock. The Spiders had a rushing first down, but a sack by freshman Caleb Oliver made it fourth-and-16 for the Spiders. On the fourth-down play, Amir Annoor picked off his second pass of the day. Wofford took a knee twice to secure the win.

Table with 5 columns: Team, 1st, 2nd, 3rd, 4th. Rows: WOFFORD (0, 10, 6, 10, 26), RICHMOND (2, 10, 0, 7, 19).

1st Quarter

RICH- Wayne Galloway, safety, 11:47

2nd Quarter

RICH- Brandon Peskin 21 yd field goal, 12:16
WOF- Bridger Jones 36 yd field goal, 5:46
RICH- Aziz Foster-Powell 8 yd run (Brandon Peskin kick), 2:21
WOF- J.T. Smith 10 yd pass from Amari Odom (Bridger Jones kick), 0:00

3rd Quarter

WOF- Jordan Davis 12 pass from Amari Odom (pass fails) 10:09

4th Quarter

WOF- Bridger Jones 41 yd field goal, 14:54
WOF- Ryan Ingram 3 run (Bridger Jones kick) 6:03
RICH- Camden Coleman 3 run (Brandon Peskin kick), 3:48

Table with 3 columns: WOF, GWU. Rows: FIRST DOWNS (13, 22), RUSHES-YARDS (NET) (29-71, 42-189), PASSING YDS (NET) (233, 129), etc.

RUSHING: Wofford-Ingram 11-36 (1 TD); Corriston 5-19; Smith 2-10; Aikens 1-8; Parsons 2-5; Scott 1-4; TEAM 2-(-2); Odom 5-(-9). Richmond-Wickersham 15-100; Foster-Powell 12-44 (1 TD); Coleman 4-25 (1 TD); Palmer-Smith 7-14; Brown 4-6. PASSING: Wofford-Odom 16-28-0-219; TEAM 0-1-0-0; Jones 1-1-0-14. Richmond-Wickersham 11-25-3-97; Coleman 4-9-1-32.

RECEIVING: Wofford-Watkins 7-133; Smith 3-36 (1 TD); Davis 3-31 (1 TD); Purdy 1-13; Scott 1-9; Ingram 1-8; Shaw 1-3. Richmond-Robbert 3-41; DeGennaro 3-19; Foster-Powell 3-10; Garcia 2-17; Ellis 2-13; Griffin 1-25; Brown 1-4.

Attendance: 5,382



William & Mary at Wofford
September 14, 2024 • Gibbs Stadium
Spartanburg, S.C.

SPARTANBURG, S.C. — In the home opener for Wofford on Saturday night against William & Mary, the game was tied at 21-21 with 10:21 remaining. The Tribe scored to go ahead 28-21 with 3:40 left on the clock. After trading possessions, Wofford had the ball back with 28 seconds to work with but had three passes into the endzone fall incomplete to end the game at Gibbs Stadium.

Wofford opens the season at 2-1, while the #13 ranked William & Mary improves to 2-1. The Terriers were led by Amari Odom who was 15-of-32 passing for 230 yards. Ryan Ingram had 80 rushing yards and a touchdown, while Isaiah Scott had six catches for 119 yards. The Tribe had 142 rushing yards and two touchdowns from Bronson Yoder, as they scored four rushing touchdowns in the game.

The Tribe had the ball to open the game and drove 79 yards in 16 plays to take a 7-0 lead with a 2-yard touchdown run at the 8:08 mark of the first quarter. After Wofford went three-and-out on their opening possession, the Tribe also went three-and-out and punted. With the ball back, the Terriers had a first down run by Ryan Ingram before punting. William & Mary had two first downs before facing fourth-and-three. The run was a yard short and Wofford took over on downs.

The Terriers had a nine-yard touchdown run by Ryan Ingram to tie the game at 7-7 with 10:20 on the clock in the second quarter. On the ensuing drive by the Tribe, they had three first downs before a 37-yard field goal attempt went wide right. Wofford took over with 5:29 left in the first half and Ryan Ingram had a 26-yard run to open the drive. However, the Terriers fumbled and the Tribe recovered at the 34-yard line. After a first down, Bronson Yoder scored a 19-yard touchdown to give William & Mary a 14-7 lead with 2:23 left in the half. With 26 seconds left on the clock, Wofford and William & Mary were tied at 14 all following a J.T. Smith, Jr. one-yard touchdown run. The Tribe ran one play to end the first half.

To begin the second half, Wofford had one first down before having to punt. The Tribe had a first down and punted as well. With the ball back, Ryan Ingram had a 15-yard rush for a first down, but the Terriers punted with 6:20 on the clock in the third quarter. They had four first downs and scored on a five-yard run to take a 21-14 lead on the final play of the quarter.

After the Terriers went three-and-out and punted, the Tribe had one first down before a fumble was recovered by C.J. Coombes and Wofford took over at the 40-yard line. Amari Odom had a first down pass to Kyle Watkins and then Odom found Jack Purdy in the corner of the endzone for a 20-yard touchdown reception. The score was tied at 21-21 with 10:21 left in the fourth quarter. The Tribe responded with a drive that included six first downs and was capped by a two-yard touchdown run for a 28-21 lead at the 3:40 mark of the fourth quarter. Wofford had a first down pass reception by Isaiah Scott to reach midfield, but a penalty and sack backed the Terriers up. On fourth-and-long, a pass was intercepted by the Tribe but a roughing the passer call kept the ball with the Terriers. Faced with a fourth-and-eleven, a pass was caught one yard short of the line to gain and the Tribe took over on downs with 1:36 remaining.

The Terrier defense forced a three-and-out and the Tribe punted with 28 seconds left on the clock. Amari Odom found Isaiah Scott for a 24-yard first down and Wofford had first down on the 36-yard line. After a spike to stop the clock, three passes into the endzone were incomplete and the Tribe held on for the victory.

Table with 5 columns: Team, 1st, 2nd, 3rd, 4th. Rows: WILLIAM & MARY (7, 7, 7, 7, 28), WOFFORD (0, 14, 0, 7, 21).

1st Quarter

W&M - Malachi Imoh 2 yd run (Eric Bernstein kick), 8:08

2nd Quarter

WOF - Ryan Ingram 8 yd run (Devery Cagle kick) 10:20
W&M - Bronson Yoder 19 yd run (Eric Bernstein kick), 2:23
WOF - J.T. Smith 1 yd run (Devery Cagle kick), 0:26

3rd Quarter

W&M - Darius Wilson 5 yd run (Eric Bernstein kick), 0:00

4th Quarter

WOF - Jack Purdy 20 yd pass from Amari Odom (Devery Cagle kick), 10:21
W&M - Bronson Yoder 1 yd run (Eric Bernstein kick), 3:40

Table with 3 columns: W&M, WOF. Rows: FIRST DOWNS (25, 18), RUSHES-YARDS (NET) (50-243, 27-124), PASSING YDS (NET) (185, 230), etc.

RUSHING: William & Mary-Yoder 21-142 (2 TD); Imoh 9-45 (1 TD); Wilson 14-41 (1 TD); Mathis 1-11; Miller 4-9; Jenkins 1-minus 5. Wofford-Ingram 10-80 (1 TD); Smith 6-22 (1 TD); Odom 8-14; Aikens 1-13; Parsons 2-minus 5.

PASSING: William & Mary-Wilson 18-27-0-185. Wofford-Odom 15-32-0-230; TEAM 0-1-0-0.

RECEIVING: William & Mary-Mathis 6-53; Harris 3-47; Yoder 3-40; Mayo 2-18; McElwain 2-9; McDonald 1-12; 1-6. Wofford-Scott 6-119; Watkins 5-71; Purdy 2-30 (1 TD); Anayas 1-11; Smith 1-minus 1.

Attendance: 4,039



Mercer 22, Wofford 3

September 28, 2024 • Gibbs Stadium
Spartanburg, S.C.

SPARTANBURG, S.C. — In a match-up of Top 25 teams on Saturday afternoon, the Wofford College football team was defeated 22-3 by Mercer at Gibbs Stadium. The Bears had a 6-3 lead at halftime and took advantage of four interceptions thrown by the Terriers to come away with the victory.

Wofford, ranked #23 in the nation, opens the season at 2-2 and 0-1 in the Southern Conference. The #12 ranked Mercer Bears are 5-0 and 2-0 in league play. The Terriers were unable to get the offense going, as they were held to 146 total yards. Amari Odom was 9-of-22 passing and Pauly Seeley V was 7-of-14 passing. The Bears were led by quarterback Hess Horne, who entered the game when starting quarterback D.J. Smith was injured in the first half. Horne was 10-of-17 passing for 100 yards.

The Bears had the ball to open the game. On the first play of the game, Isaiah Wadsworth sacked D.J. Smith and forced a fumble which was recovered by Jalen Marshall at the 17-yard line. The Terriers converted the turnover into points with a 28-yard field goal by Devery Cagle for a 3-0 lead at 13:09 in the first quarter. The Bears drove the field with four first downs. Jalen Marshall came up with his second takeaway with an interception in the endzone. With the ball back, the Terriers went three-and-out and punted. The Bears had four first downs and had a 22-yard field goal to tie the game at 3-3 with 2:06 left in the first quarter.

Both teams went three-and-out and punted. Wofford had the ball back with 12:33 on the clock in the second quarter but went three-and-out. On the next drive by the Bears, they had two first downs and took a 6-3 lead on a 36-yard field goal with 6:28 on the clock. Wofford had three first downs on the ensuing drive, but a sack and penalties forced a punt. Mercer ran two plays before the half ended.

To begin the second half, Wofford went three-and-out and punted. The Bears also went three-and-out and punted. With the ball back, the Terriers went three-and-out again. Mercer gained one first down before punting. Wofford was forced to punt, but the punt was blocked and went out the back of the endzone for a safety. The Bears had an 8-3 lead with six minutes left in the third quarter. Mercer had two first downs before Javis Mynatt intercepted a pass and returned it 43 yards. After a penalty was added to the play, Wofford took over at the nine-yard line. After two rushes a pass into the endzone was intercepted and the Bears took over. Mercer went three-and-out and punted. On the next drive for the Terriers, Juwan Johnson intercepted Amari Odom and returned it 40 yards for a touchdown. The Bears had a 15-3 lead with 13:27 left in the game.

On the next drive by the Terriers, Odom was intercepted and the Bears took over at the 23-yard line. On second down, a 21-yard pass to Brayden Smith was completed for a touchdown and a 22-3 lead with 11:48 remaining. Wofford went three-and-out and Mercer had a first down which led to a 38-yard field goal attempt that hit off the left upright. Wofford gained a first down and punted back to Mercer. After Mercer went three-and-out, Wofford took over with 3:21 left in the game at the 17-yard line. The Terriers had two first downs and moved across midfield. On fourth-and-seven, a pass by Pauly Seeley was intercepted and the Bears took over with 1:35 remaining. Mercer ran two plays to end the game.

MERCER	3	3	2	14	22
WOFFORD	3	0	0	0	3

1st Quarter

WOF- Devery Cagle 28 yd field goal, 13:09

MER- Reice Griffith 22 yd field goal, 2:06

2nd Quarter

MER- Reice Griffith 36 yd field goal, 6:28

3rd Quarter

MER- TEAM Safety, 6:00

4th Quarter

MER- Juwan Johnson 40 yd interception return (Reice Griffith kick), 13:27

MER- Brayden Smith 21 yd pass from Hess Horne (Reice Griffith kick), 11:48

	MER	WOF
FIRST DOWNS	15	8
RUSHES-YARDS (NET)	42-130	20-16
PASSING YDS (NET)	157	130
Passes Att-Comp-Int	24-15-2	36-16-4
TOTAL OFFENSE PLAYS-YARDS	66-287	56-146
Fumble Returns-Yards	0-0	0-0
Punt Returns-Yards	2-31	0-0
Kickoff Returns-Yards	2-45	5-87
Interception Returns-Yards	4-59	2-43
Punts (Number-Avg)	5-45.4	9-35.6
Fumbles-Lost	1-1	1-0
Penalties-Yards	5-34	7-47
Possession Time	33:47	26:13
Third-Down Conversions	5 of 14	2 of 14
Fourth-Down Conversions	0 of 0	0 of 1
Red-Zone Scores-Chances	2-4	1-2
Sacks By: Number-Yards	1-10	2-8

RUSHING: Mercer-McGee 17-55; Miller 8-29; Coard 5-12; Bell 1-10; Smith 2-9; Smith 6-8; Wroble 1-6; Horne 1-2; Dabbs 1-(-1). Wofford-Ingram 9-8; Watkins 1-6; Corriston 1-3; Seeley 1-3; Smith 2-0; Odom 6-(-4).

PASSING: Mercer-Horne 10-17-1-100; Smith 5-7-1-57. Wofford-Odom 9-22-3-67; Seeley 7-14-1-63.

RECEIVING: Mercer-Harris 6-59; Smith 4-48 (1 TD); Coard 2-2; Dabbs 1-31; Wroble 1-14; Cook 1-3. Wofford-Smith 4-16; Scott 3-32; Pinnix 2-25; Davis 2-15; Parker 2-13; Watkins 2-7; Djete 1-22.

Attendance: 1,219



Wofford 17, Western Carolina 21

October 5, 2024 • Whitmire Stadium
Cullowhee, N.C.

CULLOWHEE, N.C. — On Saturday afternoon, Wofford was defeated 21-17 by Western Carolina at Whitmire Stadium. Playing without spectators, the game was tied at 14-14 at the half. Wofford took a 17-14 lead on the first drive of the third quarter, but the Catamounts scored a touchdown late in the third quarter for a 21-17 advantage.

Wofford is now 2-3 overall and 0-2 in the Southern Conference. Western Carolina is 2-3 overall and opens SoCon play at 1-0. The Terriers were led by Pauly Seeley V with 18-of-39 passing for 209 yards and a touchdown, while Ryan Ingram rushed for 87 yards. The Catamounts were led by Cole Gonzales with 29-of-39 passing for 257 yards with two interceptions.

The Catamounts had the ball first and had two rushing first downs. A 51-yard run gave Western Carolina a first-and-goal from the five, but they settled for a 21-yard field goal for a 3-0 lead at 11:36 in the first quarter. Wofford had a rushing first down by Ryan Ingram before punting. With the ball back, the Catamounts had four first downs to move inside the red zone. The Wofford defense held Western Carolina added a 25-yard field goal for a 6-0 lead with 4:48 on the clock. The Terriers had two first down receptions before Western Carolina recovered a fumble at the 26-yard line with two minutes left in the opening quarter.

Wofford's defense forced a three-and-out and the Catamounts punted. After three first downs, J.T. Smith capped the drive with a 10-yard touchdown run to give Wofford a 10-6 advantage with 10:58 on the clock in the second quarter. Western Carolina's Jalyynn Williams had a five-yard touchdown run. With the successful two-point attempt, they took a 14-7 lead at 7:14 in the second quarter.

The Terriers faced fourth-and-one on their next drive, but a fake punt with a run by Jon Schaffer picked up the first down. Faced with another fourth-and-one, a rush was short with 3:47 left in the half. The Catamounts had a first down and then on fourth-and-three, John Boyles tipped a pass in the backfield that fell to the turf. Wofford had first down catches by Jordan Davis and Isaiah Scott to move across midfield. After a first down pass to Rickie Shaw, Seeley found Isaiah Scott for a three-yard touchdown reception which tied the game at 14-14 with 15 seconds remaining on the clock. The Catamounts had one first down before the half ended.

To begin the second half, J.T. Smith then caught a short pass and went 55 yards to give Wofford first-and-goal from the five-yard line. Devery Cagle gave the Terriers a 17-14 lead with a 31-yard field goal with 11:36 on the clock. The Catamounts had one first down and then C.J. Coombes ripped the ball away from the receiver for the interception at the 38-yard line. The Terriers lined up for a 44-yard field goal, but they ran a fake that came up just short of the first down line.

The Catamounts took over with 8:52 on the clock and they regained the lead with a three-yard touchdown run for a 21-17 score with 4:02 remaining in the third quarter. After Wofford went three-and-out and punted, Western Carolina had four first downs and were inside the 10-yard line when David Powers intercepted a pass at the two-yard line. Kyle Watkins caught a pass on third down for a first down, but Wofford punted. The Catamounts had a 26-yard field goal attempt was wide right after being tipped at the line.

With 8:33 left in the fourth quarter, Wofford took over at the 20-yard line and had one first down before punting. The Catamounts had three first downs and then attempted a 53-yard field goal with 1:36 left that was wide right. With the ball at the 36-yard line, Pauly Seeley ran across midfield for a first down. The Terriers had fourth-and-six with 51 seconds remaining. The pass was broken up and the Catamounts took over on downs.

WOFFORD	0	14	3	0	17
WESTERN CAR.	6	6	7	0	21

1st Quarter

WCU - Paxton Robertson 21 yd field goal, 11:36

WCU - Paxton Robertson 25 yd field goal, 4:48

2nd Quarter

WOF - J.T. Smith 10 yd run (Devery Cagle kick), 10:58

WCU - Jalyynn Williams 5 yd run (AJ Colombo rush), 7:14

WOF - Isaiah Scott 3 yd pass from Pauly Seeley (Devery Cagle kick), 0:15

3rd Quarter

WOF - Devery Cagle 31 field goal, 11:36

WCU - Jalyynn Williams 3 yd run (Paxton Robertson kick), 4:02

	WOF	WCU
FIRST DOWNS	19	27
RUSHES-YARDS (NET)	31-139	39-218
PASSING YDS (NET)	216	257
Passes Att-Comp-Int	40-19-0	39-29-2
TOTAL OFFENSE PLAYS-YARDS	71-355	78-475
Fumble Returns-Yards	0-0	0-0
Punt Returns-Yards	0-0	1-17
Kickoff Returns-Yards	0-0	3-43
Interception Returns-Yards	2-0	0-0
Punts (Number-Avg)	4-42.5	1-57.0
Fumbles-Lost	1-1	0-0
Penalties-Yards	4-25	5-39
Possession Time	28:34	31:26
Third-Down Conversions	8 of 17	8 of 15
Fourth-Down Conversions	1 of 4	0 of 1
Red-Zone Scores-Chances	3-3	4-6
Sacks By: Number-Yards	0-0	2-11

RUSHING: Wofford-Ingram 12-87; Seeley 7-32; Smith 9-17 (1 TD); Schaffer 1-2; Parsons 1-2; Corriston 1-(-1). WCU- Adams 13-84; Gonzales 7-65; Reddick 14-60; Williams 3-10 (2 TD); TEAM 2-(-1).

PASSING: Wofford-Seeley 18-39-0-209; Corriston 1-1-0-7. WCU-Gonzales 29-39-2-257.

RECEIVING: Wofford-Djete 5-34; Smith 4-68; Scott 3-33 (1 TD); Shaw 2-35; Davis 2-12; Anaya 1-14; Watkins 1-13; Cagle 1-7. WCU-Colombo 7-32; Reddick 5-58; Johnson 3-32; Jones 3-7; Cochran 2-23; Young 2-21; Adams 2-19; Boyd 2-16; Booker 1-25; Blackmon 1-14; Tamez 1-10.

Attendance: 0



VMI 16, Wofford 31

October 12, 2024 • Gibbs Stadium
Spartanburg, S.C.

SPARTANBURG, S.C. — Wofford scored the final sixteen points on the way to a 31-15 win over VMI on Saturday afternoon at Gibbs Stadium. The teams had two turnovers each in the first quarter and Wofford had a 15-3 lead at the half. The Keydets scored the next 13 points to take a 16-15 lead early in the fourth quarter. Wofford answered with two touchdowns and a field goal to seal the victory.

Wofford is now 3-3 overall and 1-2 in the Southern Conference. VMI is 0-6 on the season and 0-3 in league play. The two teams combined for eight turnovers in the game and 21 total penalties. Terriers were led by Pauly Seeley V with 14-of-27 passing and two touchdowns, while J.T. Smith Jr. had 16 carries for 89 yards and a touchdown. Brady Hammonds was 12-of-21 passing for the Keydets, who were held to just 180 total yards in the game.

The Keydets went three-and-out and punted. On the first drive by the Terriers, they had two first downs before punting. After two first downs, David Powers intercepted a pass and returned it 20 yards to the 15-yard line. Ryan Ingram had a first down run and capped the drive with a one-yard touchdown run. Wofford ran a two-point conversion with Bryce Corriston finding Samuel Cornett to take an 8-0 lead with 5:20 left in the first quarter.

The Keydets had a first down and then C.J. Coombes forced a fumble that was recovered by J'Vion Luster. On the first play by the Terriers, the Keydets came up with an interception. On the third play of VMI's next drive, O'marion Smokes forced a fumble that was recovered by Maximus Pulley at the 22-yard line. After a first down run by J.T. Smith, Pauly Seeley found Jordan Davis for a three-yard touchdown catch. Wofford had a 15-0 lead with 1:48 on the clock in the first quarter. The Keydets got on the board with a 38-yard field goal at the 12:56 mark of the second quarter to make it a 15-3 game. Wofford had a 40-yard kick-off return by Kyle Parsons but went three-and-out. The teams then traded punts, with each team punting twice. VMI had one first down before the first half ended.

To begin the second half, the teams traded three-and-outs and punted. On the next drive by Wofford they gained two first downs before failing to convert a fourth-and-two. The Wofford defense forced a three-and-out. With the ball back VMI's Shamus Jones intercepted a pass and returned it 41 yards for a touchdown. The point after was missed and the Wofford lead was 15-9 with 5:51 on the clock in the third quarter. Wofford went three-and-out and punted. The Keydets took over at midfield and had one first down before punting. The Terriers began their next drive at the five-yard line. After going three-and-out and lining up to punt, the kick was blocked and recovered in the endzone by the Keydets for a touchdown. With the PAT, VMI had a 16-15 lead with 14:54 on the clock in the fourth quarter.

Wofford had the ball back and had one first down before VMI came up with an interception. The Terrier defense forced a 45-yard field goal attempt that hit off the left upright. With the ball back, Wofford went three-and-out and punted. The Keydets had one first down and punted. On the first play of the ensuing drive, Pauly Seeley found Rickie Shaw II for a 95-yard touchdown reception. The two-point pass failed and Wofford had a 21-16 lead with 6:23 left in the game.

On the next drive by the Keydets, Marion Smokes had a sack on first down and Javis Mynatt intercepted a third-down pass. Wofford converted a fourth-and-one on a rush by Pauly Seeley for a first down. J.T. Smith Jr. scored on a four-yard touchdown run. With the point after, Wofford had a 28-16 lead with 1:56 left in the game. On the first play from scrimmage on VMI's next drive, Jalen Marshall had a sack and stripped the ball, which was recovered by O'marion Brown. The Terriers added a 23-yard field goal by Devery Cagle to make it a 31-16 game with ten seconds left on the clock.

VMI	0	3	6	7	15
WOFFORD	15	0	0	16	31

1st Quarter

WOF- Ryan Ingram 1 yd run (Samuel Cornett pass from Bryce Corriston), 5:20

WOF- Jordan Davis 3 yd pass from Pauly Seeley (Devery Cagle kick), 1:48

2nd Quarter

VMI- Caden Beck 38 yd field goal, 12:56

3rd Quarter

VMI- Shamus Jones 41 yd interception return (Caden Beck kick), 5:51

4th Quarter

VMI- Nathan Lhotsky 0 yd blocked punt return (Caden Beck kick failed)

WOF- Rickie Shaw 95 yd pass from Pauly Seeley (pass failed), 6:23

WOF- J.T. Smith 4 yd run (Devery Cagle kick), 1:56

WOF- Devery Cagle 23 yd field goal, 0:10

	VMI	WOF
FIRST DOWNS	9	12
RUSHES-YARDS (NET)	34-94	41-161
PASSING YDS (NET)	86	188
Passes Att-Comp-Int	22-12-2	29-15-3
TOTAL OFFENSE PLAYS-YARDS	56-148	73-355
Fumble Returns-Yards	0-0	2-12
Punt Returns-Yards	1-7	0-0
Kickoff Returns-Yards	2-44	4-105
Interception Returns-Yards	3-56	2-37
Punts (Number-Avg)	7-41.1	8-35.6
Fumbles-Lost	5-3	1-0
Penalties-Yards	7-71	14-109
Possession Time	28:31	31:29
Third-Down Conversions	3 of 14	5 of 17
Fourth-Down Conversions	1 of 1	1 of 2
Red-Zone Scores-Chances	1-1	4-4
Sacks By: Number-Yards	0-0	2-14

RUSHING: VMI-Rice 21-73; Crump 3-13; Shipe 1-5; Schalow 4-3; Hammonds 7-0; Nelson 1-0. Wofford-Smith 16-89 (1 TD); Ingram 17-57 (1 TD); Parsons 1-8; Aikens 1-4; Seeley 3-7; Watkins, Kyle 2-(-1).

PASSING: VMI-Hammonds 12-21-1-86; Crump 0-2-0-1. Wofford-Seeley 14-27-3-188.

RECEIVING: VMI-McPhaul 3-14; Thorpe 3-12; DaSilva 3-6; Rice 2-5; Nelson 2-31; Nathan Lhotsky 1-18. Wofford-Watkins 4-64; Shaw 2-103 (1 TD); Purdy 2-20; Davis 1-3 (1 TD); Scott 1-1; Ingram 1-0; Smith 1-(-1); Aikens 1-(-2).

Attendance: 4,248



Wofford 5, #19 Chattanooga 37

October 19, 2024 • Finley Stadium
Chattanooga, Tenn.

CHATTANOOGA, Tenn. — On Saturday afternoon, Wofford College football team was defeated 37-5 by Chattanooga at Finley Stadium. The Mocs had a 10-5 lead at the half and then scored 27 unanswered points in the second half as the Terriers turned the ball over four times.

Wofford is now 3-4 overall and 1-3 in the Southern Conference. Chattanooga, ranked #19 in the nation, is 4-3 on the season and 3-1 in league play. The Terriers were led by Kyle Parsons with 52 rushing yards, while quarterback Pauly Seeley was 16-of-29 for 129 yards. Chattanooga quarterback Chase Artopoeus was 13-of-19 passing for 145 yards and he rushed for a pair of touchdowns.

The Mocs had the ball first and on the second play from scrimmage Anthonie Lattany forced a fumble and recovered it at the 22-yard line. Wofford was able to get on the board with a 37-yard field goal by Devery Cagle at the 12:17 mark of the first half. With the ball back, the Mocs had four rushing first downs before tying the game at 3-3 with a 31-yard field goal with 6:25 on the clock. Wofford went three-and-out on their next possession. Chattanooga had five first downs to move inside the 10-yard line. They capped the drive with a two-yard touchdown reception to take a 10-3 lead with 12:43 on the clock in the second quarter.

Wofford had one first down before Sam Spence had a punt that was downed at the one-yard line. On first down, Marion Smokes and Javario Tinch stopped the runner from getting out of the endzone for a safety. The Chattanooga lead was 10-5 with 8:39 left in the first half. Wofford went three-and-out on their next drive. After Chattanooga had one first down, they punted. The Terriers and Mocs then traded three-and-outs, with Wofford taking over with 1:47 remaining in the half. Running the two-minute offense, the Terriers had two first downs before punting. The Mocs ran one play before the half ended.

To begin the second half, Wofford went three-and-out and punted. The Mocs had a first down and then had a 45-yard completion to move into the redzone. After a rushing first down, a one-yard touchdown run by Chase Artopoeus pushed the Chattanooga advantage to 17-5 with 10:32 on the clock. On the first play of the next drive by the Terriers, Pauly Seeley was intercepted by Kobe Joseph and the Mocs took over at the 16-yard line. Artopoeus ran the ball in for a 13-yard touchdown to give the Mocs a 24-5 lead with 9:42 remaining in the third quarter.

After Wofford had two first downs, they faced fourth-and-long. Lined up to punt, the Terriers ran a fake with Jon Schaffer completing a 19-yard pass to Kyle Parsons for the first down. On the next play, Wofford threw a pass to the endzone that was intercepted by the Mocs and returned to the 35-yard line. A quick 30-yard completion moved the ball across midfield but the drive stalled. The Mocs added a 48-yard field goal for a 27-5 lead with 2:27 left in the third quarter.

With the ball back, the Terriers had two first downs before facing fourth-and-two. Bryce Corriston ran for the first down, but another interception by the Mocs gave them the ball at the 41-yard line. After two first downs, Chattanooga added a 44-yard field goal for a 30-5 lead with 7:11 left in the game. Wofford had a first down and again faced a fourth down. The Mocs intercepted their fourth pass of the day, with Reuben Lowery returning it 61 yards for a touchdown and a 37-5 lead with 5:22 remaining. On the following drive, Wofford had a first down and faced fourth-and-three. A pass was incomplete and the Mocs took over with 1:57 left in the game. They ran three plays to end the game.

WOFFORD	3	2	0	0	5
CHATTANOOGA	3	7	17	10	37

1st Quarter

WOF- Devery Cagle 37 yd field goal, 12:17
UTC- Jude Kelley 31 yd field goal, 6:25

2nd Quarter

UTC- Jay Gibson 2 yd pass from Chase Artopoeus (Jude Kelley kick), 12:43
WOF- Safety, 8:39

3rd Quarter

UTC- Chase Artopoeus 1 yd rush (Jude Kelley kick), 10:32
UTC- Chase Artopoeus 13 yd rush (Jude Kelley kick), 9:42
UTC- Jude Kelley 48 yd field goal, 2:27

4th Quarter

UTC- Jude Kelley 44 yd field goal, 7:11
UTC- Reuben Lowery III 61 yd interception return (Jude Kelley kick), 5:22

	WOF	ETSU
FIRST DOWNS	12	17
RUSHES-YARDS (NET)	24-101	45-173
PASSING YDS (NET)	156	145
Passes Att-Comp-Int	35-19-4	19-13-0
TOTAL OFFENSE PLAYS-YARDS	59-257	64-318
Fumble Returns-Yards	1-2	0-0
Punt Returns-Yards	1-4	1-0
Kickoff Returns-Yards	4-89	2-43
Interception Returns-Yards	0-0	4-111
Punts (Number-Avg)	6-43.0	2-53.5
Fumbles-Lost	0-0	3-1
Penalties-Yards	5-25	3-35
Possession Time	26:59	33:01
Third-Down Conversions	1 of 13	8 of 14
Fourth-Down Conversions	2 of 4	0 of 0
Red-Zone Scores-Chances	1-1	4-4
Sacks By: Number-Yards	0-0	0-0

RUSHING: Wofford-Parsons 4-52; Smith 8-31; Seeley 3-10; Ingram 6-10; Corriston 1-2; Aikens 1-1; Shaw 1(-5). Chattanooga-Davis 21-71; Artopoeus 5-36 (2 TD); Jackson 9-32; Wyche 7-25; Locke 3-9.

PASSING: Wofford-Seeley 16-29-3-129; Corriston 2-5-1-8; Schaffer 1-1-0-19. Chattanooga-Artopoeus 13-19-0-145.

RECEIVING: Wofford-Smith 5-27; Scott 4-48; Watkins 3-22; Parsons 2-25; Davis 2-7; Anaya 1-10; Purdy 1-10; Shaw 1-7. Chattanooga-Domercant 6-101; Whatley 4-31; Gibson 2-2 (1 TD); Williams 1-11.

ATTENDANCE: 7,260



#23 East Tennessee State 24, Wofford 7

October 26, 2024 • Gibbs Stadium
Spartanburg, S.C.

SPARTANBURG, S.C. — The Wofford College football team was defeated 24-7 by East Tennessee State University on Saturday afternoon at Gibbs Stadium. The Bucs had a 10-0 lead before the Terriers got on the board in the third quarter to cut the score to 10-7. The Bucs scored the next two touchdowns to secure the win.

Wofford is now 3-5 overall and 1-4 in the Southern Conference. East Tennessee State, ranked #23 in the nation, is 5-3 overall and 3-1 in league play. The Terriers were led by Bryce Corriston with 8-of-19 passing and a touchdown, while Ryan Ingram had 36 rushing yards. ETSU quarterback Jaylen King was 18-of-32 passing for 198 yards. He also ran for a pair of touchdowns.

The Bucs had the ball first and had one first down before having an incomplete pass on a fake punt attempt. Wofford went three-and-out and punted, with the ball downed at the two-yard line. The Bucs then had three first downs, which included a fourth down conversion, before attempting a 47-yard field goal that was wide right. The Terriers had one first down before punting back to the Bucs with 2:40 left in the first quarter. ETSU had a first down, which was followed by a nine-yard tackle for loss by Isaiah Mananga. On third-and-long, Eli Campbell intercepted a deep pass and Wofford took over at the 30-yard line. After a three-and-out by the Terriers, the Bucs also went three-and-out.

After another three-and-out by Wofford, the Bucs took over near midfield. Eli Campbell came up with his second interception of the day and returned it to the 28-yard line. The Terriers attempted a 38-yard field goal that was wide left and the Bucs regained possession. Two passing first downs moved the ball across midfield and then they converted a fourth-and-three with a run to move inside the redzone. The Bucs kicked a 28-yard field goal for a 3-0 lead with 1:59 left in the first half. Wofford went three-and-out and punted. After three quick first downs, ETSU had a 39-yard field goal attempt that was blocked by Isaiah Wadsworth to end the half.

To begin the second half, Wofford had one first down before a miscue on the punt resulted in the Bucs picking up a fumble and returning it 15 yards for a touchdown. ETSU had a 10-0 lead at 10:43 in the third quarter. With the ball back, Wofford had a pair of first downs and then Bryce Corriston found Jordan Davis open for a 29-yard touchdown reception. The Bucs had a 10-7 lead with 7:09 on the clock in the third quarter. On the next drive by ETSU, they had a first down and then converted a fourth-and-one. A 22-yard touchdown run by Jaylen King pushed the lead to 17-7 at the 3:38 mark of the quarter. Wofford went three-and-out and punted.

The Bucs had a pair of first downs before Jaylen King ran 32 yards for a touchdown and a 24-7 lead at the 13:08 mark of the fourth quarter. The Terriers had one first down before punting. The Bucs had two first downs before having an incomplete pass on fourth-and-nine with 5:13 left in the game. Wofford had a 32-yard first down reception by Kyle Watkins and Kyle Parsons ran for a first down. A catch by Jack Purdy resulted in another first down, but then on fourth-and-long a pass was incomplete and Wofford turned it over on downs. ETSU took over with 2:26 left and had one first down as they were able to run out the clock.

ETSU	0	3	14	7	24
WOFFORD	0	0	7	0	7

2nd Quarter

ETSU- Ewan Johnson 28 yd field goal, 1:59

3rd Quarter

ETSU- Elijah Taylor 15 yd fumble recovery (Ewan Johnson kick), 10:43
WOF- Jordan Davis 29 yd pass from Bryce Corriston (Devery Cagle kick), 7:09
ETSU- Jaylen King 22 yd run (Ewan Johnson kick), 3:38

4th Quarter

ETSU- Jaylen King 31 yd run (Ewan Johnson kick), 13:08

	ETSU	WOF
FIRST DOWNS	22	9
RUSHES-YARDS (NET)	46-209	33-75
PASSING YDS (NET)	198	103
Passes Att-Comp-Int	33-18-2	19-8-0
TOTAL OFFENSE PLAYS-YARDS	79-407	52-178
Fumble Returns-Yards	1-15	0-0
Punt Returns-Yards	0-0	1-2
Kickoff Returns-Yards	2-28	0-0
Interception Returns-Yards	0-0	2-27
Punts (Number-Avg)	1-42.0	7-36.4
Fumbles-Lost	0-0	1-1
Penalties-Yards	1-5	6-35
Possession Time	34:06	25:54
Third-Down Conversions	8 of 17	2 of 12
Fourth-Down Conversions	3 of 5	0 of 2
Red-Zone Scores-Chances	1-1	0-1
Sacks By: Number-Yards	3-22	0-0

RUSHING: ETSU-King 12-88 (2 TD); Irby 17-67; Houston 7-36; Laborn 8-26; Ingram 1-1; Meggett 1(-9). Wofford-Ingram 10-36; Smith 6-16; Parsons 4-15; Corriston 10-12; Scott 1-8; Watkins 1-3; Spence 1(-15).

PASSING: ETSU-King 18-32-2-198; Brackett 0-1-0-0. Wofford-Corriston 8-19-0-103.

RECEIVING: ETSU-Page 5-88; Meggett 3-38; Floyd 2-24; Johnson 2-13; Irby 2-2; Franklin 1-18; Watson 1-7; Ruess 1-5; Gailardetz 1-3. Wofford-Watkins 3-44; Davis 1-29 (1 TD); Purdy 1-12; Djete 1-9; Smith 1-7; Scott, 1-2.

ATTENDANCE: 4,548



Wofford 17, Samford 13

November 2, 2024 • Pete Hanna Stadium
Birmingham, Ala.

BIRMINGHAM, Ala. — Down 13-7 in the third quarter, the Wofford College football team scored the final ten points to secure a 17-13 win over Samford at Pete Hanna Stadium on Saturday afternoon. The win was the first by the Terriers in the series since 2014.

Wofford is now 4-5 overall and 2-4 in the Southern Conference. Samford is 3-5 overall and 2-3 in league play. The Terriers were led by Amari Odom with 12-of-20 passing for 203 yards. Kyle Watkins had 112 receiving yards and Ryan Ingram added 87 rushing yards and a touchdown. Samford was led by Micah Kelly with 87 rushing yards. Quincy Crittendon was 31-of-41 passing for 242 yards and a touchdown.

The Terriers had the ball to open the game and Amari Odom completed first down passes to Kyle Watkins and Carlos Anaya. A roughing the passer call moved the Terriers across midfield, but on fourth-and-two a pass was incomplete to turn the ball over on downs. The Bulldogs had three first downs before a sack on third down by Marion Smokes forced a punt that was downed at the one-yard line. Wofford went three-and-out and punted, with Samford also going three-and-out and punting. The Terriers took over at the 15-yard line and on third down had a fumble that was recovered by the offense.

After a Wofford punt, the Bulldogs put together a twelve-play drive that covered 76 yards and was capped by an eight-yard touchdown pass for a 7-0 lead at 5:54 in the second quarter. Wofford responded with a first down run by Ryan Ingram and a 35-yard pass from Amari Odom to Kyle Watkins. After another first down run by Ryan Ingram, the Terriers were faced with fourth-and-one from inside the one-yard line. A quarterback sneak up the middle with the help of the offensive line resulted in a Wofford touchdown. The game was tied at 7-7 with 1:51 left in the second quarter. Samford then had three first downs and regained the lead on a 36-yard field goal with sixteen seconds left in the first half. Wofford ran one play before halftime.

The Bulldogs had the ball to open the second half and had four first downs to move inside the 10-yard line. On third down, a sack by John Boyles forced Samford to settle for a 30-yard field goal and a 13-7 lead at the 9:11 mark of the third quarter. Wofford opened the ensuing drive with a 20-yard completion to Kyle Parsons and added a 37-yard completion to Kyle Watkins for a first down. Ryan Ingram added a rushing first down as Wofford entered the redzone. Amari Odom scrambled for a first down to the one-yard line and Ryan Ingram scored the touchdown to take a 14-13 advantage with 3:44 left in the third quarter. The Bulldogs went three-and-out on their next drive and punted.

Wofford had a first down reception by Kyle Watkins and then Amari Odom found Isaiah Scott for a 37-yard completion. On a deep pass to the endzone, the ball was batted in the air several times and finally a Samford defender came up with the interception. The Bulldogs had three first downs and lined up for a 42-yard field goal that went wide left with 11:14 on the clock in the fourth quarter. The Terriers had a first down run and a 24-yard reception by Kyle Watkins. A snap over the head of Amari Odom lost 17 yards and the Terriers had to punt. Starting at the five-yard line, Samford went three-and-out and punted. Amir Annoor caught the punt at midfield and returned it to the 27-yard line with 5:52 on the clock. Wofford added a 38-yard field goal by Devery Cagle to make it a 17-13 game with 3:42 remaining. The Bulldogs had a pair of first downs to move across midfield. On fourth-and-three, a pass was incomplete and Wofford took over with 36 seconds remaining. After one kneel-down in victory formation, the Terriers secured the 17-13 win.

WOFFORD	0	7	7	3	17
SAMFORD	0	10	3	0	13

2nd Quarter

SAM- Preston Bird 8 yd pass from Quincy Crittendon (Wilson Beaverstock kick), 5:54
WOF- Bryce Corriston 1 yd run (Devery Cagle kick), 1:56
SAM-Wilson Beaverstock 36 yd field goal, 0:16

3rd Quarter

SAM-Wilson Beaverstock 30 yd field goal, 9:11
WOF- Ryan Ingram 1 yd run (Devery Cagle kick), 3:44

4th Quarter

WOF- Devery Cagle 38 yd field goal, 3:42

	WOF	SAM
FIRST DOWNS	16	22
RUSHES-YARDS (NET)	35-96	38-117
PASSING YDS (NET)	203	242
Passes Att-Comp-Int	20-12-1	41-31-0
TOTAL OFFENSE PLAYS-YARDS	55-299	79-359
Fumble Returns-Yards	0-0	0-0
Punt Returns-Yards	1-23	1-3
Kickoff Returns-Yards	1-26	2-22
Interception Returns-Yards	0-0	1-0
Punts (Number-Avg)	4-45.5	5-41.2
Fumbles-Lost	3-0	1-0
Penalties-Yards	3-22	5-40
Possession Time	31:23	28:37
Third-Down Conversions	3 of 10	6 of 16
Fourth-Down Conversions	1 of 2	1 of 2
Red-Zone Scores-Chances	2-2	3-3
Sacks By: Number-Yards	2-18	1-10

RUSHING: Wofford-Ingram 22-87 (1 TD); Parsons 3-23; Corriston 5-6 (1 TD); TEAM 1(-1); Odom 4(-19). Samford-Kelly 16-87; Witherspoon 12-31; Crittendon 10(-1).

PASSING: Wofford-Odom 12-20-1-203. Samford-Crittendon 31-41-0-242.

RECEIVING: Wofford-Watkins 5-112; Parsons 2-25; Anaya 2-23; Scott 1-37; Davis 1-4; Ingram 1-2. Samford-Jenkins 8-90; Mason 7-38; Rias 6-66; Carlock 4-28; Barden 2-7; Witherspoon 2-0; Bird 1-8 (1 TD); Kelly 1-5.

ATTENDANCE: 4,071



Wofford 19, Furman 13

November 9, 2024 • Paladin Stadium
Greenville, S.C.

GREENVILLE, S.C. — With the game tied at 10 at halftime, the Wofford College football team held Furman University to three points in the second half on the way to a 19-13 win at Paladin Stadium on Saturday afternoon. The Terriers had a season-high 385 yards of total offense, and the defense came up with 13 tackles for loss as the Paladins were limited to 55 rushing yards.

Wofford is now 5-5 overall and 3-4 in the Southern Conference. Furman is 2-7 overall and 1-4 in league play. The Terriers were led by Ryan Ingram with 23 carries for 120 yards and a touchdown, while Kyle Watkins had five catches for 106 yards. Amari Odom was 14-of-25 passing for 212 yards. Furman quarterback Carson Jones was 21-of-33 passing for 229 yards and Colton Hinton had five catches for 7 yards.

The Paladins had the ball first and had big passing plays of 24 yards and 33 yards to move inside the ten-yard line. A seven-yard touchdown run by Mylon Hicks gave Furman a 7-0 lead at the 11:48 mark of the first quarter. After Wofford went three-and-out and punted, the Paladins had two first downs. A fumble was forced by Javario Tinch and recovered by Amir Annoor as the Terriers took over at the 34-yard line. After a pass interference call for a first down, Amari Odom found Kyle Watkins for a 31-yard completion. Dylan Djete ended the drive with a four-yard touchdown catch to make it a 7-7 game at 5:54 in the first quarter. The teams then traded three-and-outs. Furman had the ball back and had three first downs before having to punt.

After a first down reception by Dylan Djete, Ryan Ingram ran for a 38-yard first down. Amari Odom ran for a first down, but then a pass to the endzone was intercepted by Furman and returned to the 45-yard line. An intentional grounding penalty backed the Paladins up and they had to punt. Wofford had one first down run by Ryan Ingram before facing fourth-and-five. A pass completion was short of the line to gain and the Paladins took over on downs. Furman had one first down and then on fourth-and-one, the run was stopped by Marion Smokes. Bryce Corriston had a 20-yard completion to Kyle Watkins and Ryan Ingram ran for another first down to move inside the redzone at the two-minute timeout. Wofford took a 10-7 lead with a 29-yard field goal by Devery Cagle with 1:06 left in the half. The Paladins had two quick first downs to move across midfield and were at the 20-yard line with 30 seconds remaining. They kicked a 39-yard field goal as time expired to tie the game at 10-10 at halftime.

To begin the second half, Wofford had a first down reception by Kyle Watkins and then Jordan Davis had a 45-yard reception. The Terriers took a 13-10 lead with a 38-yard field goal by Devery Cagle with 12:59 on the clock. Furman went three-and-out and punted on their next drive. With the ball back, Wofford had a first down and then Amari Odom found Kyle Watkins for a 43-yard completion to the seven-yard line. After a roughing the passer call on the Paladins, Ryan Ingram ran the ball in from one yard out to push the advantage to 19-10 with 5:54 left in the third quarter. Furman responded with a thirteen-play drive that ended with a 41-yard field goal to make it a 19-13 game with 13:36 on the clock in the fourth quarter.

Wofford went three-and-out, which was followed by a three-and-out by the Paladins. The Terriers again went three-and-out, with Furman taking over at the 45-yard line. After a 25-yard reception, Isaiah Managa and Anthonie Lattany had back-to-back sacks. Wofford got the ball back with 5:02 on the clock and had a first down reception by Carlos Anaya and a first down run by Ryan Ingram. The Terriers had to punt and the Paladins took over at the 18-yard line with 57 seconds left. On fourth-and-one with 20 seconds left, the run was stopped by Anthonie Lattany and Amir Annoor. Wofford took over and one kneel-down in victory formation secured the victory.

WOFFORD	7	3	9	0	19
FURMAN	7	3	0	3	13

1st Quarter

FUR- Mylon Hicks 7 yd run (Ian Williams kick), 11:48
WOF- Dylan Djete 4 yd pass from Amari Odom (Devery Cagle kick), 5:54

2nd Quarter

WOF- Devery Cagle 29 yd field goal, 1:06
FUR- Ian Williams 39 yd field goal, 0:00

3rd Quarter

WOF- Devery Cagle 38 yd field goal, 12:59
WOF- Ryan Ingram 1 yd run (Devery Cagle kick failed), 5:54

4th Quarter

FUR- Ian Williams 41 yd field goal, 13:36

	WOF	FUR
FIRST DOWNS	17	15
RUSHES-YARDS (NET)	34-153	35-55
PASSING YDS (NET)	232	229
Passes Att-Comp-Int	26-15-1	33-21-0
TOTAL OFFENSE PLAYS-YARDS	60-385	68-284
Fumble Returns-Yards	1-14	0-0
Punt Returns-Yards	1-12	0-0
Kickoff Returns-Yards	0-0	5-110
Interception Returns-Yards	0-0	1-43
Punts (Number-Avg)	5-39.6	6-38.3
Fumbles-Lost	0-0	1-1
Penalties-Yards	5-35	3-18
Possession Time	30:56	29:04
Third-Down Conversions	4 of 12	9 of 18
Fourth-Down Conversions	0 of 1	0 of 2
Red-Zone Scores-Chances	4-4	3-3
Sacks By: Number-Yards	5-39	1-10

RUSHING: Wofford-Ingram 23-120 (1 TD); Smith 4-31; Corriston 2-3; Odom 4-0; TEAM 1(-1). Furman-Robinson 9-41; Hicks 13-41 (1 TD); Hinton 1(-1); Hall 4(-5); Jones, Carson 8(-21).

PASSING: Wofford-Odom 14-25-1-212; Corriston 1-1-0-20. Furman-Jones 21-33-0-229; Hall 0-0-0-0.

RECEIVING: Wofford-Watkins 5-106; Scott 5-41; Djete 3-26 (1 TD); Davis 1-45; Anaya 1-14. Furman-Hinton 5-77; Pryor 3-40; Hicks 3-8; Holbrook 2-42; Harris 2-29; Hamilton 2(-1); Tormey 1-25; Hall 1-8; Robinson 1-2; Chappell, Brock 1(-1).
ATTENDANCE: 8,327



The Citadel 30, Wofford 17

November 16, 2024 • Gibbs Stadium
Spartanburg, S.C.

SPARTANBURG, S.C. — The Wofford College football team held a 17-13 lead at halftime, but The Citadel rallied with 17 unanswered points in the second half to come away with a 30-17 win on Saturday afternoon at Gibbs Stadium. The Terriers had three turnovers in the fourth quarter.

Wofford is now 5-6 overall and 3-5 in the Southern Conference. The Citadel is 5-6 overall and 3-5 in league play. Ryan Ingram led the Terriers with 103 rushing yards on twelve carries, while Amari Odom was 14-of-21 passing. The Bulldogs were led by Cooper Wallace with nine carries for 84 yards and a touchdown.

The Terriers had the ball first and Ryan Ingram had a 35-yard first down run and added a first down on an eleven-yard rush, with a personal foul penalty adding fifteen yards to the play. J.T. Smith Jr. capped the drive with a 25-yard touchdown reception from Amari Odom to take a 7-0 lead with 11:32 on the clock in the first quarter. The Bulldogs had one first down before punting. On the punt, Isaiah Wadsworth blocked it and it was recovered by Javario Tinch, who returned it 34 yards for a touchdown. The Terriers had a 14-0 lead at 8:26 in the first quarter. On the next drive by the Bulldogs, they had a 28-yard reception and added a first down on a pass interference call. The Citadel had a 44-yard field goal to make it a 14-3 game with 2:23 on the clock in the first quarter.

With the ball back, Wofford gained two first downs before punting. The Citadel converted a fourth-and-one and added a first down run. Javonte Graves-Billips caught a 33-yard touchdown pass for a 14-10 game with 9:55 left in the second quarter. Wofford had three first downs before being faced with a fourth-and-two. Ryan Ingram picked up the first down as the Terriers moved inside the redzone. Wofford's Devery Cagle had a 36-yard field goal to push the lead to 17-10 with 1:41 left in the first half. The Citadel had two first downs to move across midfield. After two more first downs, they hit a 39-yard field goal as time expired to make it a 17-13 game at the half.

To open the second half, the Bulldogs had a 45-yard reception on third down to move inside the 20-yard line. On fourth-and-one from the ten-yard line, they picked up the first down with a run. The Wofford defense held, and the Bulldogs had to settle for a 28-yard field goal with 7:22 left in the third quarter. The Terriers went three-and-out and punted. After a first down run, Cooper Wallace went 54 yards down the far sideline for a touchdown. The Citadel had a 23-17 lead at the 4:25 mark of the third quarter. The Terriers went three-and-out on their next possession.

After the Bulldogs had one first down, they punted with 14:00 on the clock in the fourth quarter. Ryan Ingram had a 12-yard run, but fumbled and the ball was recovered by the Bulldogs at the 22-yard line. On the first play of the drive, Javonte Graves-Phillips caught a 22-yard touchdown for a 30-17 lead with 13:44 left in the game. Wofford gained three first downs, but a fumble was recovered by the Bulldogs at the 25-yard line. The Citadel had three first downs and then a 52-yard field goal attempt was wide right with 2:51 remaining. Wofford had a first down pass to Isaiah Scott and then Amari Odom had a 32-yard completion to Dylan Djete. The Bulldogs intercepted a pass with 1:45 left in the game. They were able to take a knee three times to secure the win.

THE CITADEL	3	10	10	7	30
WOFFORD	14	3	0	0	17

1st Quarter

WOF- J.T. Smith 25 yd pass from Amari Odom (Devery Cagle kick), 11:32
WOF- Javario Tinch 34 yd blocked punt return (Devery Cagle kick), 8:26
CIT - Ben Barnes 44 yd field goal, 2:23

2nd Quarter

CIT- Javonte Graves-Billips 33 yd pass from Johnathan Bennett (Ben Barnes kick), 9:55
WOF- Devery Cagle 36 yd field goal, 1:41
CIT- Ben Barnes 39 yd field goal, 0:00

3rd Quarter

CIT- Ben Barnes 28 yd field goal, 7:22
CIT- Cooper Wallace 54 yd run (Ben Barnes kick), 4:25

4th Quarter

CIT- Javonte Graves-Billips 23 yd pass from Johnathan Bennett (Ben Barnes kick), 13:44

	CIT	WOF
FIRST DOWNS	20	15
RUSHES-YARDS (NET)	49-191	23-108
PASSING YDS (NET)	166	159
Passes Att-Comp-Int	18-11-0	21-14-1
TOTAL OFFENSE PLAYS-YARDS	67-357	44-267
Fumble Returns-Yards	0-0	0-0
Punt Returns-Yards	1-0	1-38
Kickoff Returns-Yards	1-13	2-35
Interception Returns-Yards	1-5	0-0
Punts (Number-Avg)	2-19.5	3-35.7
Fumbles-Lost	1-0	3-2
Penalties-Yards	8-108	7-66
Possession Time	35:47	24:13
Third-Down Conversions	7 of 16	3 of 8
Fourth-Down Conversions	2 of 2	1 of 1
Red-Zone Scores-Chances	2-2	2-3
Sacks By: Number-Yards	1-8	2-12

RUSHING: The Citadel-Wallace 9-84 (1 TD); Bennett 11-41; Johnson 10-35; Ibrahim 7-18; Fletcher 3-12; Crawford III 5-10; Thompkins 1(-4); TEAM 3(-5). Wofford-Ingram 12-103; Djete 1-9; Smith 5-8; Parsons 1-5; Odom, Amari 4(-17).

PASSING: The Citadel-Bennett 11-18-0-166; Thompkins 0-0-0-0. Wofford-Odom 14-21-1-159.

RECEIVING: The Citadel-Graves-Billips 4-68 (2 TD); Diaz 2-5; Cherry 1-45; Pesnell 1-28; Taylor 1-8; Crawford III 1-7; Ibrahim 1-5. Wofford-Djete 3-42; Davis, Jordan 3-27; Shaw 3-23; Smith 2-27 (1 TD); Scott 1-16; Smith 1-14; Anaya 1-10.

ATTENDANCE: 4,341



Wofford at South Carolina

November 23, 2024 • Williams-Brice Stadium
Columbia, S.C.

2024 STATISTICS

TEAM STATISTICS						
	WOF			OPP		
SCORING	184			243		
Points per game	16.7			22.1		
Points Off Turnovers	55			54		
FIRST DOWNS	163			210		
Rushing	61			99		
Passing	88			99		
Penalty	14			12		
RUSHING YARDAGE	1163			1684		
Yards gained rushing	1431			1938		
Yards lost rushing	268			254		
Rushing attempts	334			445		
Average per rush	3.5			3.8		
Average per game	105.7			153.1		
TDs Rushing	10			15		
PASSING YARDAGE	2110			2032		
Comp-Att-Int	171-322-14			201-319-12		
Average per pass	6.6			6.4		
Average per catch	12.3			10.1		
Average per game	191.8			184.7		
TDs Passing	10			6		
TOTAL OFFENSE	3273			3716		
Total plays	656			764		
Average per play	5.0			4.9		
Average per game	297.5			337.8		
KICK RETURNS: #-YARDS	20-443			28-628		
PUNT RETURNS: #-YARDS	7-128			15-98		
INT RETURNS: #-YARDS	12-135			14-271		
Kick return average	22.2			22.4		
Punt return average	18.3			6.5		
Int return average	11.3			19.4		
Fumbles-Lost	16-6			17-7		
PENALTIES-YARDS	68-507			52-441		
Average per game	46.1			40.1		
PUNTS-YARDS	59-2306			40-1670		
Average per punt	39.1			41.8		
Net punt average	36.0			38.7		
KICKOFFS-YARDS	44-2548			55-3487		
Average per kick	57.9			63.4		
Net kick average	36.4			39.8		
Time of possession / game	28:20			31:40		
3RD-DOWN CONVERSION	41/144			78/167		
3rd-down pct	28%			47%		
4RD-DOWN CONVERSION	10/24			7/15		
4rd-down pct	42%			47%		
Sacks by-Yards	18-137			17-131		
Misc Yards	0			0		
Touchdowns scored	21			26		
Field goals - attempts	12-14			19-30		
On-Side kicks	0-1			0-0		
Red-zone scores	(26-30) 87%			(28-35) 80%		
Red-zone touchdowns	(18-30) 60%			(13-35) 37%		
PAT-attempts	(16-17) 94%			(24-25) 96%		
2-point conversion-attempts	(2-4) 50%			(1-1) 100%		
Attendance	18395			29418		
Games / Avg per game	5/3679			6/4903		
SCORE BY PERIODS						
Team	1st	2nd	3rd	4th	OT	TOTAL
Wofford	50	56	32	46	0	184
Opponents	34	74	73	62	0	243

TEAM RESULTS					
Date	Opponent		Score	Time	Att.
08/29/2024	at Gardner-Webb	W	21-20	3:26	4378
09/07/2024	at Richmond	W	26-19	2:55	5382
09/14/2024	William & Mary	L	21-28	2:58	4039
* 09/28/2024	Mercer	L	3-22	2:58	1219
* 10/05/2024	Western Carolina	L	17-21	3:15	-
* 10/12/2024	VMI	W	31-16	3:23	4248
* 10/19/2024	at Chattanooga	L	5-37	2:56	7260
* 10/26/2024	ETSU	L	7-24	2:43	4548
* 11/02/2024	at Samford	W	17-13	2:38	4071
* 11/09/2024	at Furman	W	19-13	3:01	8327
* 11/16/2024	The Citadel	L	17-30	2:56	4341

GAME RECORDS				
	Overall	Home	Away	Neutral
ALL GAMES	5-6	1-4	4-2	0-0
CONFERENCE	3-5	1-3	2-2	0-0
NON-CONFERENCE	2-1	0-1	2-0	0-0

RUSHING									
Player	gp	att	gain	loss	net	avg	td	lg	avg/g
Ryan Ingram	11	142	680	30	650	4.6	6	47	59.1
J.T. Smith	10	70	290	19	271	3.9	3	22	27.1
Kyle Parsons	11	21	114	5	109	5.2	0	21	9.9
Ivory Aikens	9	5	61	0	61	12.2	0	35	6.8
Pauly Seeley	5	14	63	15	48	3.4	0	15	9.6
Bryce Corriston	11	25	67	23	44	1.8	1	11	4.0
Dylan Djete	10	1	9	0	9	9.0	0	9	0.9
Kyle Watkins	11	4	18	10	8	2.0	0	9	0.7
Isaiah Scott	11	3	12	4	8	2.7	0	8	0.7
Jon Schaffer	11	1	2	0	2	2.0	0	2	0.2
Rickie Shaw	10	1	0	5	-5	-5.0	0	0	-0.5
Sam Spence	11	1	0	15	-15	-15.0	0	0	-1.4
Amari Odom	7	40	115	136	-21	-0.5	0	16	-3.0
Team	11	6	0	6	-6	-1.0	0	0	-0.5
Total	11	334	1431	268	1163	3.5	10	47	105.7
Opponents	11	445	1938	254	1684	3.8	15	54	153.1

PASSING								
Player	gp	effic	comp-att-int	pct	yds	td	lg	avg/g
Amari Odom	7	122.0	102-183-6	55.7	1350	6	45	192.9
Pauly Seeley	5	92.1	55-109-7	50.5	589	3	95	117.8
Bryce Corriston	11	95.7	12-26-1	46.2	138	1	29	12.5
Jon Schaffer	11	259.6	1-1-0	100.0	19	0	19	1.7
Bridger Jones	2	217.6	1-1-0	100.0	14	0	14	7.0
Team	11	0.0	0-2-0	0.0	0	0	0	0.0
Total	11	109.7	171-322-14	53.1	2110	10	95	191.8
Opponents	11	115.2	201-319-12	63.0	2032	6	45	184.7

RECEIVING							
Player	gp	no.	yds	avg	td	lg	avg/g
Kyle Watkins	11	43	681	15.8	1	43	61.9
Isaiah Scott	11	27	334	12.4	1	39	30.4
J.T. Smith	10	24	192	8.0	2	55	19.2
Jordan Davis	11	18	195	10.8	3	45	17.7

2024 STATISTICS

Dylan Djete	10	17	192	11.3	1	32	19.2
Rickie Shaw	10	9	171	19.0	1	95	17.1
Jack Purdy	8	7	85	12.1	1	20	10.6
Carlos Anaya	11	7	82	11.7	0	17	7.5
Cam Smith	7	4	39	9.8	0	14	5.6
Kyle Parsons	11	4	50	12.5	0	20	4.5
Ryan Ingram	11	3	10	3.3	0	8	0.9
Kyle Pinnix	5	3	37	12.3	0	20	7.4
Tyler Parker	4	2	13	6.5	0	10	3.3
Ivory Aikens	9	2	14	7.0	0	16	1.6
Devery Cagle	11	1	7	7.0	0	7	0.6
Total	11	171	2102	12.3	10	95	191.1
Opponents	11	201	2032	10.1	6	45	184.7

INTERCEPTIONS

Player	no.	yds	avg	td	lg
Amir Annoor	2	28	14.0	0	22
Javis Mynatt	2	60	30.0	0	43
David Powers	2	20	10.0	0	20
Eli Campbell	2	27	13.5	0	27
Isaiah Wadsworth	1	0	0.0	0	0
Benny Radicia	1	0	0.0	0	0
Jalen Marshall	1	0	0.0	0	0
CJ Coombes	1	0	0.0	0	0
Total	12	135	11.3	0	43
Opponents	14	271	19.4	3	61

FIELD GOALS

Player	FG	PCT.	1-19	20-29	30-39	40-49	50-99	lg	blk
Devery Cagle	8-9	88.9	0-0	3-3	5-6	0-0	0-0	38	0
Bridger Jones	4-5	80.0	0-0	0-0	1-2	3-3	0-0	47	0
Opponents	19-30	63.3	0-0	6-7	8-12	5-9	0-2	48	2

FIELD GOAL SEQUENCE

Team Name	Wofford	Opponents
Gardner-Webb	47G, 31wl, 45G	44G, 35G, 31b
Richmond	36G, 41G	41wl, 21G
William & Mary	-	37wr
Mercer	28G	22G, 36G, 38wl
Western Caro.	31G	21G, 25G, 26 wr, 53wr
VMI	23G	38G, 45wl
UTC	37G	31G, 48G, 44G
ETSU	38wl	47wr, 28G, 39b
SAM	38G	36G, 30G, 42wl
FUR	29G, 38G	39G, 41G
CIT	36G	44G, 39G, 28G, 52wr

PUNTING

Player	no.	yds	avg	lg	tb	fc	i20	50+	blk
Sam Spence	55	2249	40.9	55	3	21	12	6	0
Bridger Jones	1	35	35.0	35	0	0	1	0	0
Team	3	22	7.3	0	0	0	0	0	3
Total	59	2306	39.1	55	3	21	13	6	3
Opponents	40	1670	41.8	63	2	13	21	9	1

KICKOFFS

Player	no.	yds	avg	tb	ob	retn	net	ydl
Sam Spence	23	1269	55.2	2	4			
Bridger Jones	11	688	62.5	4	0			
Cavan Craig	6	357	59.5	0	0			
Total	40	2314	57.9	6	4	27	36.6	28
Opponents	49	3107	63.4	22	0	17	39.6	25

PUNT RETURNS

Player	no.	yds	avg	td	lg
Amir Annoor	6	94	15.7	0	45
Isaiah Wadsworth	1	0	0.0	0	0
Total	7	128	18.3	1	45
Opponents	15	98	6.5	1	26

KICK RETURNS

Player	no.	yds	avg	td	lg
Kyle Parsons	20	443	22.2	0	40
Total	20	443	22.2	0	40
Opponents	28	628	22.4	0	52

FUMBLE RETURNS

Player	no.	yds	avg	td	lg
Amir Annoor	1	14	14.0	0	14
O'marion Brown	1	7	7.0	0	7
Maximus Pulley	1	5	5.0	0	5
Anthonie Lattany	1	2	2.0	0	2
Jalen Marshall	1	0	0.0	0	0
J'vion Luster	1	0	0.0	0	0
CJ Coombes	1	0	0.0	0	0
Total	7	28	4.0	0	14
Opponents	6	15	2.5	1	15

ALL-PURPOSE YARDS

Player	g	rush	rcv	pr	kr	ir	total	avg/g
Kyle Watkins	11	8	681	0	0	0	689	62.6
Ryan Ingram	11	650	10	0	0	0	660	60.0
Kyle Parsons	11	109	50	0	443	0	602	54.7
J.T. Smith	10	271	192	0	0	0	463	46.3
Isaiah Scott	11	8	334	0	0	0	342	31.1
Dylan Djete	10	9	192	0	0	0	201	20.1
Jordan Davis	11	0	195	0	0	0	195	17.7
Rickie Shaw	10	-5	171	0	0	0	166	16.6
Amir Annoor	11	0	0	94	0	28	122	11.1
Jack Purdy	8	0	85	0	0	0	85	10.6
Carlos Anaya	11	0	82	0	0	0	82	7.5
Ivory Aikens	9	61	14	0	0	0	75	8.3
Javis Mynatt	11	0	0	0	0	60	60	5.5
Pauly Seeley	5	48	0	0	0	0	48	9.6
Bryce Corriston	11	44	0	0	0	0	44	4.0
Cam Smith	7	0	39	0	0	0	39	5.6
Kyle Pinnix	5	0	37	0	0	0	37	7.4
Javario Tinch	11	0	0	34	0	0	34	3.1
Eli Campbell	11	0	0	0	0	27	27	2.5
David Powers	10	0	0	0	0	20	20	2.0

2024 STATISTICS

Tyler Parker	4	0	13	0	0	0	13	3.3
Devery Cagle	11	0	7	0	0	0	7	0.6
Jon Schaffer	11	2	0	0	0	0	2	0.2
Sam Spence	11	-15	0	0	0	0	-15	-1.4
Amari Odom	7	-21	0	0	0	0	-21	-3.0
Total	11	1163	2102	128	443	135	3971	361.0
Opponents	11	1684	2032	98	628	271	4713	428.5

TOTAL OFFENSE

Player	g	plays	rush	pass	total avg/g	
Amari Odom	7	223	-21	1350	1329	189.9
Ryan Ingram	11	142	650	0	650	59.1
Pauly Seeley	5	123	48	589	637	127.4
J.T. Smith	10	70	271	0	271	27.1
Bryce Corrison	11	51	44	138	182	16.5
Kyle Parsons	11	21	109	0	109	9.9
Ivory Aikens	9	5	61	0	61	6.8
Jon Schaffer	11	2	2	19	21	1.9
Bridger Jones	2	1	0	14	14	7.0
Dylan Djete	10	1	9	0	9	0.9
Kyle Watkins	11	4	8	0	8	0.7
Isaiah Scott	11	3	8	0	8	0.7
Rickie Shaw	10	1	-5	0	-5	-0.5
Sam Spence	11	1	-15	0	-15	-1.4
Total	11	656	1163	2110	3273	297.5
Opponents	11	764	1684	2032	3716	337.8

SCORING

Player	td	-----PAT-----							pts
		fg	kick	rush	rcv	pass	dxp	saf	
Devery Cagle	-	8-9	13-14	-	-	-	-	-	37
Ryan Ingram	6	-	-	-	-	-	-	-	36
J.T. Smith	5	-	-	-	-	-	-	-	30
Jordan Davis	3	-	-	-	-	-	-	-	18
Bridger Jones	-	4-5	3-3	-	-	-	-	-	15
Bryce Corrison	1	-	-	-	-	2	-	-	6
Kyle Watkins	1	-	-	-	-	-	-	-	6
Dylan Djete	1	-	-	-	-	-	-	-	6
Rickie Shaw	1	-	-	-	-	-	-	-	6
Javario Tinch	1	-	-	-	-	-	-	-	6
Jack Purdy	1	-	-	-	-	-	-	-	6
Isaiah Scott	1	-	-	-	-	-	-	-	6
Samuel Cornett	-	-	-	-	2	-	-	-	4
Total	21	12-14	16-17	0	2	2	0	1	184
Opponents	26	19-30	24-25	1	0	0	0	2	243

RED ZONE COMPARISON

WOFFORD IN THE RED ZONE

26 of 30 (86.7%)				Times	Times	Total		Rush	Pass	FGs		Failed to score inside RZ			
Date	Opponent		Score	In RZ	Scored	Pts	TDs	TDs	TDs	Made	FGA	Downs	Int	Fumb	HalfGame
08/29/2024	at Gardner-Webb	W	21-20	3	2	15	2	1	1	0	1	0	0	0	0
09/07/2024	at Richmond	W	26-19	4	4	23	3	1	2	1	1	0	0	0	0
09/14/2024	William & Mary	L	21-28	3	3	21	3	2	1	0	0	0	0	0	0
09/28/2024	Mercer	L	3-22	2	1	3	0	0	0	1	1	0	1	0	0
10/05/2024	at Western Caro.	L	17-21	3	3	17	2	1	1	1	1	0	0	0	0
10/12/2024	VMI	W	31-16	4	4	25	3	2	1	1	1	0	0	0	0
10/19/2024	at Chattanooga	L	5-37	1	1	3	0	0	0	1	1	0	0	0	0
10/26/2024	ETSU	L	7-24	1	0	0	0	0	0	0	1	0	0	0	0
11/02/2024	at Samford	W	17-13	2	2	14	2	2	0	0	0	0	0	0	0
11/09/2024	at Furman	W	19-13	4	4	19	2	1	1	2	2	0	0	0	0
11/16/2024	The Citadel	L	17-30	3	2	10	1	0	1	1	1	0	1	0	0
				30	26	150	18	10	8	8	10	0	2	0	0

OPPONENTS IN THE RED ZONE

28 of 35 (80.0%)				Times	Times	Total		Rush	Pass	FGs		Failed to score inside RZ			
Date	Opponent		Score	In RZ	Scored	Pts	TDs	TDs	TDs	Made	FGA	Downs	Int	Fumb	HalfGame
08/29/2024	Gardner-Webb	W	21-20	2	1	3	0	0	0	1	2	0	0	0	0
09/07/2024	Richmond	W	26-19	3	3	17	2	2	0	1	1	0	0	0	0
09/14/2024	William & Mary	L	21-28	6	4	28	4	4	0	0	1	1	0	0	0
09/28/2024	Mercer	L	3-22	4	2	6	0	0	0	2	3	0	1	0	0
10/05/2024	Western Caro.	L	17-21	6	4	21	2	2	0	2	3	0	1	0	0
10/12/2024	VMI	W	31-16	1	1	3	0	0	0	1	1	0	0	0	0
10/19/2024	Chattanooga	L	5-37	4	4	24	3	2	1	1	1	0	0	0	0
10/26/2024	ETSU	L	7-24	1	1	3	0	0	0	1	1	0	0	0	0
11/02/2024	Samford	W	17-13	3	3	13	1	0	1	2	2	0	0	0	0
11/09/2024	Furman	W	19-13	3	3	13	1	1	0	2	2	0	0	0	0
11/16/2024	The Citadel	L	17-30	2	2	6	0	0	0	2	2	0	0	0	0
				35	28	137	13	11	2	15	19	1	2	0	0

GAME-BY-GAME COMPARISON

		-----FIRST DOWNS-----				RUSHING		-----PASSING-----			-----TOTAL OFFENSE-----			
Opponent	Score	Total	Rushing	Passing	Penalty	Att.-Yds		Comp-Att-Int	Yards		Plays-Yards	Plays-Yards	Turnovers	
Gardner-Webb	21-20	21 / 16	6 / 4	13 / 11	2 / 1	37-119 / 22-62		22-35-0 / 18-28-0	260 / 238		72-379 / 50-300	45 / 125	1 / 0	
Richmond	26-19	15 / 22	4 / 11	9 / 9	2 / 2	29-71 / 42-189		17-30-0 / 15-34-4	233 / 129		59-304 / 76-318	28 / 118	0 / 4	
William & Mary	21-28	19 / 25	9 / 15	9 / 10	1 / 0	27-124 / 50-243		15-33-0 / 18-27-0	230 / 185		60-354 / 77-428	109 / 90	1 / 1	
Mercer	3-22	8 / 15	1 / 7	6 / 7	1 / 1	20-16 / 42-130		16-36-4 / 15-24-2	130 / 157		56-146 / 66-287	130 / 135	4 / 3	
Western Caro.	17-21	19 / 27	6 / 11	10 / 14	3 / 2	31-139 / 39-218		19-40-0 / 29-39-2	216 / 257		71-355 / 78-475	0 / 60	1 / 2	
VMI	31-16	12 / 9	6 / 3	5 / 4	1 / 2	41-161 / 37-94		14-27-3 / 12-23-2	188 / 86		68-349 / 60-180	154 / 100	3 / 5	
Chattanooga	5-37	12 / 17	7 / 12	5 / 5	0 / 0	24-101 / 45-176		19-35-4 / 13-19-0	156 / 145		59-257 / 64-321	95 / 151	4 / 1	
ETSU	7-24	9 / 22	3 / 12	6 / 10	0 / 0	33-75 / 46-209		8-19-0 / 18-33-2	103 / 198		52-178 / 79-407	29 / 43	1 / 2	
Samford	17-13	16 / 22	7 / 7	8 / 14	1 / 1	35-96 / 38-117		12-20-1 / 31-41-0	203 / 242		55-299 / 79-359	49 / 19	1 / 0	
Furman	19-13	17 / 15	6 / 5	9 / 10	2 / 0	34-153 / 35-55		15-26-1 / 21-33-0	232 / 229		60-385 / 68-284	26 / 153	1 / 1	
The Citadel	17-30	15 / 20	6 / 12	8 / 5	1 / 3	23-108 / 49-191		14-21-1 / 11-18-0	159 / 166		44-267 / 67-357	69 / 18	3 / 0	
Totals	184-243	163 / 210	61 / 99	88 / 99	14 / 12	334-1163 / 445-1684		171-322-14 / 201-319-122110 / 2032656-3273 / 764-3716	734 / 1012		20 / 19			
		3rd Down	4th Down	Time of	TOP	Avg		Avg	Avg		Punting	Penalties		
Opponent	Conversions	Conversions	Possession	Margin	Yds/Rush	Yds/Pass		Yds/Play			Number-Avg	Number-Yards	Sacks	
Gardner-Webb	6-15 / 2-9	2-3 / 0-0	36:11 / 23:49	12:22	3.2 / 2.8	7.4 / 8.5		5.3 / 6.0			2-47.0 / 4-42.0	7-72.0 / 8-70.0	2 / 3	
Richmond	4-14 / 11-18	2-2 / 0-1	27:32 / 32:28	-04:56	2.4 / 4.5	7.8 / 3.8		5.2 / 4.2			6-39.3 / 4-44.8	6-55.0 / 4-37.0	2 / 2	
William & Mary	3-12 / 11-16	0-2 / 0-1	22:16 / 37:44	-15:28	4.6 / 4.9	7.0 / 6.9		5.9 / 5.6			5-40.2 / 3-42.3	4-20.0 / 3-34.0	1 / 3	
Mercer	2-14 / 5-14	0-1 / 0-0	26:13 / 33:47	-07:34	0.8 / 3.1	3.6 / 6.5		2.6 / 4.3			9-35.6 / 5-45.4	7-47.0 / 5-34.0	2 / 1	
Western Caro.	8-17 / 8-15	1-4 / 0-1	28:34 / 31:26	-02:52	4.5 / 5.6	5.4 / 6.6		5.0 / 6.1			4-42.5 / 1-57.0	4-25.0 / 5-39.0	0 / 2	
VMI	5-17 / 3-14	1-2 / 1-1	31:29 / 28:31	02:58	3.9 / 2.5	7.0 / 3.7		5.1 / 3.0			8-35.6 / 7-41.1	14-109.0 / 7-71.0	2 / 0	
Chattanooga	1-13 / 8-14	2-4 / 0-0	26:59 / 33:01	-06:02	4.2 / 3.9	4.5 / 7.6		4.4 / 5.0			6-43.0 / 2-53.5	5-21.0 / 3-35.0	0 / 0	
ETSU	2-12 / 8-17	0-2 / 3-5	25:54 / 34:06	-08:12	2.3 / 4.5	5.4 / 6.0		3.4 / 5.2			7-36.4 / 1-42.0	6-35.0 / 1-5.0	0 / 3	
Samford	3-10 / 6-16	1-2 / 1-2	31:23 / 28:37	02:46	2.7 / 3.1	10.2 / 5.9		5.4 / 4.5			4-45.5 / 5-41.2	3-22.0 / 5-40.0	2 / 1	
Furman	4-12 / 9-18	0-1 / 0-2	30:56 / 29:04	01:52	4.5 / 1.6	8.9 / 6.9		6.4 / 4.2			5-39.6 / 6-38.3	5-35.0 / 3-18.0	5 / 1	
The Citadel	3-8 / 7-16	1-1 / 2-2	24:13 / 35:47	-11:34	4.7 / 3.9	7.6 / 9.2		6.1 / 5.3			3-35.7 / 2-19.5	7-66.0 / 8-58.0	2 / 1	
Totals	41-144 / 78-167	10-24 / 7-15	311:40 / 348:20	-36:40	3.5 / 3.8	6.6 / 6.4		5.0 / 4.9			59-39.1 / 40-41.8	68-507.0 / 52-441.0	18 / 17	

Note: Game totals are displayed in the format TEAM/OPPONENT for each category

2024 STATISTICS

TEAM DEFENSE

		GP	TACKLES			TFL/Yds	Sacks		Pass		Fumbles		Blkd	
			Solo	Ast	Total		No-Yards	Int-Yds	BrUp	QBH	Rcv-Yds	FF	Kick	Safety
6	Jalen Marshall	11	61	28	89	12-32	1-6	1-0	6	.	1-0	1	.	.
18	CJ Coombes	11	56	25	81	5-23	1-12	1-0	2	.	1-0	1	.	.
34	David Powers	10	40	23	63	4-6	.	2-20	.	1	.	1	.	.
2	Maximus Pulley	11	33	16	49	4-6	1-5	.	.	.
44	Benny Radicia	10	26	15	41	1.5-6	.	1-0	.	3
95	Anthonie Lattany	11	24	15	39	7.5-20	3-9	.	.	3	1-2	1	.	.
3	Isaiah Wadsworth	11	34	4	38	4-16	1-8	1-0	8	1	.	2	2	.
13	Amir Annoor	11	26	7	33	1.5-2	.	2-28	6	.	1-14	.	.	.
12	Isaiah Mananga	11	26	7	33	8.5-37	1.5-17	.	5	2
4	John Boyles	11	21	8	29	5-18	2-13	.	4	2	.	1	.	.
90	O'marion Brown	11	14	13	27	6-23	.	.	1	2	1-7	1	.	.
41	Jalen Rambert	10	17	8	25	1-6	0.5-6
11	Javis Mynatt	11	20	5	25	1-1	.	2-60	1	1
91	Marion Smokes	6	13	9	22	8-37	4-32	.	.	1
14	Matthew Clayton	11	13	9	22	0.5-1	.	.	1	4
9	Eli Campbell	11	16	4	20	.	.	2-27	1
31	Nick Morgan	4	10	6	16	.	.	.	3	.	.	1	.	.
93	Brandon Maina	4	9	6	15	2-17	2-17	.	.	3	.	.	1	.
52	Seth Foster	11	8	7	15	0.5-1	.	.	.	3
33	Javario Tinch	11	7	7	14	1-1	.	.	2	1	.	1	.	.
20	Damien Curtis	11	8	3	11	.	.	.	3
42	Caleb Oliver	9	6	2	8	2-11	1-10	.	.	1
99	Marcus Dees	6	5	3	8	1-7	1-7
23	RJ Brunson	10	5	2	7
40	Jon Schaffer	11	2	.	2
77	Mason Howard	9	2	.	2
2	Amari Odom	7	2	.	2
16	Jacobi Hatter	10	.	2	2
28	Kyle Parsons	11	2	.	2
87	Carlos Anaya	11	1	.	1
45	Corley Watson	1	1	.	1
10	J'vion Luster	6	.	1	1	1-0	.	.	.
73	Briggs Kearse	11	1	.	1
57	Aiden Morris	6	1	.	1
49	Tommy DiLiegro	11	1	.	1
19	Gabriel Harris	6	1	.	1
9	Jordan Davis	11	1	.	1	1	.	.
48	Trenton Kintigh	10	.	1	1
81	Kyle Watkins	11	1	.	1
Totals		11	514	238	752	76-271	18-137	12-135	43	28	7-28	11	3	1
Opponents		11	372	220	592	64-258	17-131	14-271	52	32	6-15	10	3	2

2024 GAME BY GAME OFFENSIVE STATISTICS

Rushing

Player	No-Yds/TD	GW	RICH	W&M	MER	WCU	VMI	UTC	ETSU	SAM	FUR	CIT
Ryan Ingram	142-650/6	9-25/1	11-36/1	10-80/1	9-8/0	12-87/0	18-58/1	6-10/0	10-36/0	22-87/1	23-120/1	12-103/0
J.T. Smith	70-271/3	12-47/0	2-10/0	6-22/1	2-0/0	9-17/1	16-89/1	8-31/0	6-16/0	DNP	4-31/0	5-8/0
Amari Odom	40--21/0	9-14/0	5--9/0	8-14/0	6--4/0	DNP	DNP	DNP	DNP	4--19/0	4-0/0	4--17/0
Bryce Corriston	25-44/1	-	5-19/0	-	1-3/0	1--1/0	-	1-2/0	10-12/0	5-6/1	2-3/0	-
Kyle Parsons	21-109/0	3-4/0	2-5/0	2--5/0	-	1-2/0	1-8/0	4-52/0	4-15/0	3-23/0	-	1-5/0
Pauly Seeley	14-48/0	-	DNP	DNP	1-3/0	7-32/0	3-3/0	3-10/0	DNP	DNP	DNP	DNP
Ivory Aikens	5-61/0	1-35/0	1-8/0	1-13/0	-	-	1-4/0	1-1/0	DNP	DNP	-	-
Kyle Watkins	4-8/0	-	-	-	1-6/0	-	2--1/0	-	1-3/0	-	-	-
Isaiah Scott	3-8/0	1--4/0	1-4/0	-	-	-	-	-	1-8/0	-	-	-
Dylan Djete	1-9/0	-	DNP	-	-	-	-	-	-	-	-	1-9/0
Jon Schaffer	1-2/0	-	-	-	-	1-2/0	-	-	-	-	-	-
Rickie Shaw	1--5/0	DNP	-	-	-	-	-	1--5/0	-	-	-	-
Sam Spence	1--15/0	-	-	-	-	-	-	-	1--15/0	-	-	-

Receiving

Player	No-Yds/TD	GW	RICH	W&M	MER	WCU	VMI	UTC	ETSU	SAM	FUR	CIT
Kyle Watkins	43-681/1	7-109/1	7-133/0	5-71/0	2-7/0	1-13/0	5-64/0	3-22/0	3-44/0	5-112/0	5-106/0	-
Isaiah Scott	27-334/1	1--4/0	1-9/0	6-119/0	3-32/0	3-33/1	1-1/0	4-48/0	1-2/0	1-37/0	5-41/0	1-16/0
J.T. Smith	24-192/2	3-13/0	3-36/1	1--1/0	4-16/0	4-68/0	1--1/0	5-27/0	1-7/0	DNP	-	2-27/1
Jordan Davis	18-195/3	2-22/0	3-31/1	-	2-15/0	2-12/0	1-3/1	2-7/0	1-29/1	1-4/0	1-45/0	3-27/0
Dylan Djete	17-192/1	4-59/0	DNP	-	1-22/0	5-34/0	-	-	1-9/0	-	3-26/1	3-42/0
Rickie Shaw	9-171/1	DNP	1-3/0	-	-	2-35/0	2-103/1	1-7/0	-	-	-	3-23/0
Jack Purdy	7-85/1	-	1-13/0	2-30/1	DNP	-	2-20/0	1-10/0	1-12/0	-	DNP	DNP
Carlos Anaya	7-82/0	-	-	1-11/0	-	1-14/0	-	1-10/0	-	2-23/0	1-14/0	1-10/0
Kyle Parsons	4-50/0	-	-	-	-	-	-	2-25/0	-	2-25/0	-	-
Cam Smith	4-39/0	3-25/0	-	DNP	-	DNP	DNP	-	DNP	-	-	1-14/0
Kyle Pinnix	3-37/0	1-12/0	-	-	2-25/0	-	DNP	DNP	DNP	DNP	DNP	DNP
Ryan Ingram	3-10/0	-	1-8/0	-	-	-	1-0/0	-	-	1-2/0	-	-
Ivory Aikens	2-14/0	1-16/0	-	-	-	-	1--2/0	-	DNP	DNP	-	-
Tyler Parker	2-13/0	DNP	DNP	-	2-13/0	-	DNP	DNP	DNP	DNP	DNP	-
Devery Cagle	1-7/0	-	-	-	-	1-7/0	-	-	-	-	-	-

Passing

Amari Odom	Comp	Att	Int	Pct	Yards	TD	Long	Sacked	Effic.
Gardner-Webb	22	35	0	62.9	260	1	35	3-19	134.7
Richmond	16	28	0	57.1	219	2	36	2-21	146.4
William & Mary	15	32	0	46.9	230	1	40	3-20	117.6
Mercer	9	22	3	40.9	67	0	20	1-10	39.2
Samford	12	20	1	60.0	203	0	38	1-10	135.3
Furman	14	25	1	56.0	212	1	45	1-10	132.4
The Citadel	14	21	1	66.7	159	1	32	1-8	136.5
Totals	102	183	6	55.7	1350	6	45	12-98	122.0

Bryce Corriston	Comp	Att	Int	Pct	Yards	TD	Long	Sacked	Effic.
Western Caro.	1	1	0	100.0	7	0	7	0-0	158.8
Chattanooga	2	5	1	40.0	8	0	7	0-0	13.4
ETSU	8	19	0	42.1	103	1	29	3-22	105.0
Furman	1	1	0	100.0	20	0	20	0-0	268.0
Totals	12	26	1	46.2	138	1	29	3-22	95.7

Pauly Seeley	Comp	Att	Int	Pct	Yards	TD	Long	Sacked	Effic.
Mercer	7	14	1	50.0	63	0	22	0-0	73.5
Western Caro.	18	39	0	46.2	209	1	55	2-11	99.6
VMI	14	27	3	51.9	188	2	95	0-0	112.6
Chattanooga	16	29	3	55.2	129	0	19	0-0	71.8
Totals	55	109	7	50.5	589	3	95	2-11	92.1

2024 GAME BY GAME SPECIAL TEAMS STATISTICS

Punting

Punts-Yards-Avg-Long

Opponent	Spence	Jones
GWU	2-94-47.0-52	-
RICH	5-201-40.2-46	1-35-35.0-35-0
W&M	5-201-40.2-55	DNP
MER	8-320-40.0-54	DNP
WCU	4-170-42.5-47	DNP
VMI	6-263-43.8-52	DNP
UTC	6-258-43.0-54	DNP
ETSU	7-255-36.4-43	DNP
SAM	4-182-45.5-47	DNP
FUR	5-198-39.6-47	DNP
CIT	3-107-35.7-36	DNP

Field Goals

Game	Opponent	Jones	Cagle
GWU	44G, 35G, 31B	47G, 31w, 45G	-
RICH	41wl, 21G	36G, 41G	-
W&M	37wr	DNP	-
MER	22G, 36G, 38wl	DNP	28G
WCU	21G, 25G, 26wr, 53wr	DNP	31G
VMI	38G, 45wl	DNP	23G
UTC	31G, 48G, 44G	DNP	37G
ETSU	47wr, 28G, 39B	DNP	38wl
SAM	36G, 40G, 42wl	DNP	38G
FUR	39G, 41G	DNP	29G, 38G
CIT	44G, 39G, 28G, 52wr	DNP	36G

Special Teams Tackles

Player	GWU	RICH	W&M	MER	WCU	VMI	UTC	ETSU	SAM	FUR	CIT
Nick Morgan	1	-	-	-	-	-	-	-	-	-	-
Jalen Marshall	1	1	-	-	-	1	-	-	1	2	-
Eli Campbell	1	-	1	-	-	-	-	-	-	-	-
D.J. Curtis	1	1	1	-	-	-	-	-	-	-	-
Isaiah Mananga	1	-	-	2	-	-	1	-	-	-	-
Benny Radicia	-	1	-	-	-	-	-	-	-	-	-
C.J. Coombes	-	1	-	-	-	-	-	-	-	-	-
Javario Tinch	-	2	-	-	-	-	-	-	-	-	-
Mason Howard	-	1	-	-	-	-	-	-	-	-	-
Caleb Oliver	-	-	2	-	-	-	-	-	-	-	-
Maximus Pulley	-	-	2	-	-	-	-	-	-	-	-
Jon Schaffer	-	-	1	-	-	-	-	-	-	-	-
Kyle Parsons	-	-	-	2	-	-	-	-	-	-	-
Matthew Clayton	-	-	-	-	1	-	-	-	-	-	1
Jalen Rambert	-	-	-	-	2	-	1	2	-	2	-
R.J. Brunson	-	-	-	-	-	1	-	-	-	-	-
Tommy DiLiegro	-	-	-	-	-	-	-	-	1	-	-
Jacobi Hatter	-	-	-	-	-	-	-	-	1	1	-

2024 GAME BY GAME DEFENSIVE STATISTICS

TACKLES

Player	Solo/Asst	Total	GWU	RICH	W&M	MER	WCU	VMI	UTC	ETSU	SAM	FUR	CIT
Jalen Marshall	61-28	89	4-6	2-5	5-1	8-0	5-5	11-0	6-0	5-0	8-4	3-5	4-2
CJ Coombes	56-25	81	3-3	4-4	10-3	7-0	3-1	8-0	2-3	5-3	3-4	3-2	8-2
David Powers	40-23	63	0-2	DNP	-	6-0	6-5	7-1	4-5	4-2	5-2	1-3	7-3
Maximus Pulley	33-16	49	1-1	2-2	5-4	7-0	2-2	2-0	4-0	3-1	5-1	1-3	1-2
Benny Radicia	26-15	41	3-2	4-5	2-1	2-0	2-1	DNP	2-1	2-0	1-0	2-5	6-0
Anthonie Lattany	24-15	39	0-4	3-1	2-1	2-0	2-3	3-1	2-2	4-0	0-1	2-2	4-0
Isaiah Wadsworth	34-4	38	1-0	2-1	7-0	2-0	6-1	1-0	2-0	3-0	5-0	3-1	2-1
Isaiah Mananga	26-7	33	0-1	4-0	1-2	4-0	1-0	2-0	3-0	2-0	4-1	3-1	2-2
Amir Annoor	26-7	33	1-3	2-1	4-0	3-0	2-1	1-0	1-1	6-0	5-0	0-1	1-0
John Boyles	21-8	29	1-3	0-1	2-1	2-0	3-1	2-0	1-0	4-0	4-0	1-2	1-0
O'marion Brown	14-13	27	2-2	4-0	1-3	-	2-6	1-0	1-0	2-0	1-1	0-1	-
Javis Mynatt	20-5	25	-	-	2-2	3-0	3-0	-	3-0	1-0	3-0	3-3	2-0
Jalen Rambert	17-8	25	DNP	4-0	0-3	1-0	3-0	-	2-1	3-0	0-1	3-3	1-0
Marion Smokes	13-9	22	DNP	DNP	DNP	DNP	DNP	4-1	2-2	1-0	3-1	1-5	2-0
Matthew Clayton	13-9	22	1-1	1-3	-	2-0	1-0	2-1	1-0	2-1	0-2	1-1	2-0
Eli Campbell	16-4	20	2-0	-	0-1	1-0	1-0	1-0	3-0	-	2-0	3-3	3-0
Nick Morgan	10-6	16	2-2	3-2	5-2	-	DNP	DNP	DNP	DNP	DNP	DNP	DNP
Brandon Maina	9-6	15	1-3	2-1	DNP	4-0	2-2	DNP	DNP	DNP	DNP	DNP	DNP
Seth Foster	8-7	15	0-2	-	2-0	1-0	2-1	1-0	0-1	1-0	1-1	0-2	-
Javario Tinch	7-7	14	0-1	2-2	-	-	-	-	0-2	3-0	-	1-2	1-0
Damien Curtis	8-3	11	1-1	1-1	1-0	-	-	-	1-1	-	2-0	2-0	-
Caleb Oliver	6-2	8	-	1-1	0-1	1-0	-	DNP	1-0	2-0	1-0	-	DNP
Marcus Dees	5-3	8	DNP	DNP	DNP	-	1-1	-	2-1	DNP	DNP	1-1	1-0
RJ Brunson	5-2	7	DNP	-	3-1	1-0	-	1-0	-	-	-	0-1	-
Amari Odom	2-0	2	-	-	-	-	DNP	DNP	DNP	DNP	-	1-0	1-0
Kyle Parsons	2-0	2	-	-	-	2-0	-	-	-	-	-	-	-
Jon Schaffer	2-0	2	-	-	1-0	-	-	-	-	1-0	-	-	-
Mason Howard	2-0	2	-	1-0	-	-	-	-	1-0	-	DNP	-	DNP
Jacobi Hatter	0-2	2	DNP	-	-	-	-	-	-	-	0-1	0-1	-
Jordan Davis	1-0	1	-	-	-	-	-	-	1-0	-	-	-	-
Gabriel Harris	1-0	1	DNP	DNP	DNP	DNP	DNP	-	-	-	1-0	-	-
Corley Watson	1-0	1	DNP	DNP	DNP	DNP	DNP	DNP	DNP	DNP	DNP	DNP	1-0
Tommy DiLiegro	1-0	1	-	-	-	-	-	-	-	-	1-0	-	-
Aiden Morris	1-0	1	DNP	DNP	DNP	DNP	DNP	-	1-0	-	-	-	-
Briggs Kearse	1-0	1	-	-	-	1-0	-	-	-	-	-	-	-
Kyle Watkins	1-0	1	-	-	-	-	-	-	1-0	-	-	-	-
Carlos Anaya	1-0	1	-	-	-	-	-	1-0	-	-	-	-	-
J'vion Luster	0-1	1	DNP	DNP	DNP	-	-	-	-	0-1	-	DNP	DNP
Trenton Kintigh	0-1	1	DNP	-	-	-	-	-	0-1	-	-	-	-

SACKS (Sacks-Yards)

Player	Total	GWU	RICH	W&M	MER	WCU	VMI	UTC	ETSU	SAM	FUR	CIT
Marion Smokes	4.0	DNP	DNP	DNP	DNP	DNP	1-8	-	-	1-12	-	2-12
Anthonie Lattany	3.0	-	-	-	1-0	-	-	-	-	-	2-9	-
John Boyles	2.0	1-7	-	-	-	-	-	-	-	1-6	-	-
Brandon Maina	2.0	1-11	1-6	DNP	-	-	DNP	DNP	DNP	DNP	DNP	DNP
Isaiah Mananga	1.5	-	-	0.5-6	-	-	-	-	-	-	1-11	-
Isaiah Wadsworth	1.0	-	-	-	1-8	-	-	-	-	-	-	-
Jalen Marshall	1.0	-	-	-	-	-	1-6	-	-	-	-	-
CJ Coombes	1.0	-	-	-	-	-	-	-	-	-	1-12	-
Caleb Oliver	1.0	-	1-10	-	-	-	DNP	-	-	-	-	DNP
Marcus Dees	1.0	DNP	DNP	DNP	-	-	-	-	DNP	DNP	1-7	-
Jalen Rambert	0.5	DNP	-	0.5-6	-	-	-	-	-	-	-	-

2024 GAME BY GAME DEFENSIVE STATISTICS CONTINUED

TACKLES FOR LOSS (TFL-Yards)

Player	Total	GW	UR	W&M	MER	WCU	VMI	UTC	ETSU	SAM	FUR	CIT
Jalen Marshall	12.0	2.0-3	1.0-1	1.0-2	3.0-9	-	1.0-6	-	1.0-6	3.0-5	-	-
Isaiah Mananga	8.5	-	-	0.5-6	1.0-1	1.0-3	-	-	2.0-10	3.0-6	1.0-11	-
Marion Smokes	8.0	DNP	DNP	DNP	DNP	DNP	2.0-9	0.5-1	-	2.0-14	1.5-1	2.0-12
Anthonie Lattany	7.5	-	-	-	1.0-0	-	1.0-5	1.0-4	1.0-1	0.5-0	3.0-10	-
O'marion Brown	6.0	2.0-16	-	-	-	3.0-6	-	1.0-1	-	-	-	-
John Boyles	5.0	1.0-7	-	-	-	1.0-1	-	-	1.0-2	2.0-8	-	-
CJ Coombes	5.0	-	-	1.0-5	-	-	1.0-1	-	-	-	3.0-17	-
Maximus Pulley	4.0	-	-	1.0-3	1.0-1	-	-	-	1.0-1	-	1.0-1	-
Isaiah Wadsworth	4.0	-	-	1.0-2	1.0-8	1.0-5	-	-	-	-	1.0-1	-
David Powers	4.0	0.5-1	DNP	-	1.0-3	1.0-0	-	-	1.0-1	-	0.5-1	-
Caleb Oliver	2.0	-	1.0-10	-	1.0-1	-	DNP	-	-	-	-	DNP
Brandon Maina	2.0	1.0-11	1.0-6	DNP	-	-	DNP	DNP	DNP	DNP	DNP	DNP
Amir Annoor	1.5	-	-	-	1.0-2	-	-	-	-	-	0.5-0	-
Benny Radicia	1.5	-	-	1.0-5	-	-	DNP	-	-	-	0.5-1	-
Javis Mynatt	1.0	-	-	-	-	-	-	-	1.0-1	-	-	-
Marcus Dees	1.0	DNP	DNP	DNP	-	-	-	-	DNP	DNP	1.0-7	-
Javario Tinch	1.0	-	-	-	-	-	-	0.5-0	-	-	0.5-1	-
Jalen Rambert	1.0	DNP	-	0.5-6	-	-	-	-	-	-	0.5-0	-
Matthew Clayton	0.5	-	-	-	-	-	-	-	-	0.5-1	-	-
Seth Foster	0.5	0.5-1	-	-	-	-	-	-	-	-	-	-

PASSES BROKEN UP (Interceptions -Yards)

Player	GWU	RICH	W&M	MER	WCU	VMI	UTC	ETSU	SAM	FUR	CIT
DJ Curtis	2	-	-	-	-	1	-	-	-	-	-
Jalen Marshall	1	2	1	-(1-0)	1	-	-	-	1	-	-
Nick Morgan	1	1	-	1	-	-	-	-	-	-	-
Amir Annoor	1	-(2-28)	1	-	-	-	2	1	1	-	-
Isaiah Mananga	1	-	-	-	-	-	-	-	1	2	1
C.J. Coombes	-	1	-	-	-(1-0)	-	-	-	-	1	-
Isaiah Wadsworth	-	-(1-0)	-	1	-	-	1	3	1	-	2
Benny Radicia	-	-(1-0)	-	-	-	-	-	-	-	-	-
Matthew Clayton	-	-	1	-	-	-	-	-	-	-	-
Javis Mynatt	-	-	-	-(1-43)	-	-(1-17)	1	-	-	-	-
O'marion Brown	-	-	-	-	1	-	-	-	-	-	-
John Boyles	-	-	-	-	1	-	-	1	1	1	-
Eli Campbell	-	-	-	-	1	-	-	-	-	-	-
David Powers	-	-	-	-	-(1-0)	-(1-20)	-	-	-	-	-
Javario Tinch	-	-	-	-	-	-	-	-	2	-	-

FUMBLES FORCED-RECOVERED (Yards)

Player	GWU	RICH	W&M	MER	WCU	VMI	UTC	ETSU	SAM	FUR	CIT
O'marion Brown	1-0	-	-	-	-	0-1 (7)	-	-	-	-	-
Nick Morgan	-	1-0	-	-	-	-	-	-	-	-	-
C.J. Coombes	-	-	0-1(0)	-	-	1-0	-	-	-	-	-
Isaiah Wadsworth	-	-	1-0	1-0	-	-	-	-	-	-	-
Jalen Marshall	-	-	-	0-1 (0)	-	1-0	-	-	-	-	-
David Powers	-	-	-	-	-	1-0	-	-	-	-	-
Maximus Pulley	-	-	-	-	-	0-1 (5)	-	-	-	-	-
Jordan Davis	-	-	-	-	-	-	1-0	-	-	-	-
Anthonie Lattany	-	-	-	-	-	-	1-1 (0)	-	-	-	-
Amir Annoor	-	-	-	-	-	-	-	-	-	0-1 (14)	-
Javario Tinch	-	-	-	-	-	-	-	-	-	1-0	-
John Boyles	-	-	-	-	-	-	-	-	-	-	1-0

INDIVIDUAL GAME/CAREER STATS

QUARTERBACKS

#8 BRYCE CORRISTON

Year	GP/GS	Cmp-Att-Int	Yds	TD	Long	Rush	Yds	TD	Long
SAM	1/0	8-14-0	107	0	48	10	65	0	33
MER	1/1	8-17-0	58	1	19	8	34	0	10
WCU	1/1	2-10-1	14	0	10	7	30	0	21
UTC			Did Not Play						
CIT			Did Not Play						
UNC			Did Not Play						
2021	8/2	18-41-1	179	1	48	25	129	0	33
UTC			Did Not Play						
ELON			Did Not Play						
VT	1/0		Holder						
KSU	1/0		Holder						
MER	1/0	0-2-1	0	0	0	0	0	0	0
SAM	1/0		Holder						
CIT	1/0		Holder						
ETSU	1/0		Holder						
WCU	1/0		Holder						
VMI	1/0		Holder						
FUR	1/0		Holder						
2022	9/0	0-2-1	0	0	0	0	0	0	0
PITT	1/1	12-17-0	127	1	75t	8	-28	0	4
W&M	1/1	8-17-0	53	0	20	8	4	0	14
PC	1/1	6-13-0	38	0	16	4	78	1	70t
VMI			Did Not Play						
UTC			Did Not Play						
SAM			Did Not Play						
ETSU			Did Not Play						
MER			Did Not Play						
WCU	1/1	11-19-0	148	1	36	7	-8	0	7
CIT	1/1	0-1-0	0	0	0	1	5	0	5
2023	5/5	37-67-0	366	2	75t	28	51	1	70t
GWU	1/0	-	-	-	-	-	-	-	-
RICH	1/0	-	-	-	-	5	19	0	9
W&M	1/0	-	-	-	-	-	-	-	-
MER	1/0	-	-	-	-	1	3	0	3
WCU	1/0	1-1-0	7	0	7	1	-1	0	0
VMI	1/0	-	-	-	-	-	-	-	-
UTC	1/0	2-5-1	8	0	7	1	2	0	2
ETSU	1/1	8-19-0	103	1	29t	10	12	0	11
SAM	1/0	-	-	-	-	5	6	1	4
FUR	1/0	1-1-0	20	-	20	2	3	0	3
CIT	1/0	-	-	-	-	-	-	-	-
Career	31/9	67-136-3	683	4	48	78	224	2	70t

#16 PAULY SEELEY

Year	GP/GS	Cmp-Att-Int	Yds	TD	Long	Rush	Yds	TD	Long
PC	1/0	6-11-0	79	0	33	2	0	0	1
VMI	1/1	16-22-0	180	0	46	4	3	0	4
UTC	1/1	15-29-1	150	0	39	12	2	0	11
SAM	1/1	13-32-1	114	0	22	2	-2	0	4
ETSU	1/1	15-31-1	114	1	26	3	6	0	10
MER	1/1	19-29-2	227	2	56t	10	13	0	19
WCU			Did Not Play						
CIT	1/0	7-11-1	46	0	11	3	-21	0	2
FUR			Did Not Play						
2023	7/5	91-165-6	910	3	56t	36	1	0	19
GWU	1/0	-	-	-	-	-	-	-	-
RICH			Did Not Play						
W&M			Did Not Play						
MER	1/0	7-14-1	63	0	22	1	3	0	3
WCU	1/1	18-39-0	209	1	55	7	32	0	15
VMI	1/1	14-27-3	188	2	95t	3	3	0	5
UTC	1/1	16-29-3	156	0	19	3	10	0	8
ETSU			Did Not Play						
SAM			Did Not Play						
FUR			Did Not Play						
CIT			Did Not Play						
Career	12/8	146-274-13	1529	6	95t	49	49	0	19

#14 AMARI ODOM

Year	GP/GS	Cmp-Att-Int	Yds	TD	Long	Rush	Yds	TD	Long
FUR	1/1	9-18-1	92	0	28	7	-21	0	9
2023	1/1	9-18-1	92	0	28	7	-21	0	9
GWU	1/1	22-35-0	260	1	35	9	14	0	11
RICH	1/1	16-28-0	219	2	36	5	-9	0	6
W&M	1/1	15-32-0	230	1	40	8	14	0	16
MER	1/1	9-22-3	67	0	20	6	-4	0	7
WCU			Did Not Play						
VMI			Did Not Play						
UTC			Did Not Play						
ETSU			Did Not Play						
SAM	1/1	12-20-1	203	0	38	4	-19	0	15
FUR	1/1	14-25-1	212	1	45	4	0	0	10
CIT	1/1	14-21-1	159	1	32	4	-17	0	1
Career	8/8	111-201-7	1442	6	45	47	-42	0	16

RUNNING BACKS

#12 RYAN INGRAM

Year	GP/GS	Rush	Yds	TD	Long	Rec	Yds	TD	Long
MER	1/0	2	21	0	21	-	-	-	-
UTC	1/0	1	7	0	7	-	-	-	-
SAM	1/0	-	-	-	-	-	-	-	-
VMI	1/0	2	4	0	4	-	-	-	-
CIT	1/0	4	20	0	8	-	-	-	-
2020-21	5/0	9	52	0	21	-	-	-	-
ELON	1/0	11	48	1	29	-	-	-	-
KSU	1/0	4	10	0	6	1	4	0	4
VMI/ETSU			Did Not Play						
FUR	1/0	-	-	-	-	-	-	-	-
SAM	1/0	7	37	0	13	-	-	-	-
MER	1/0	6	37	0	10	-	-	-	-
WCU	1/0	8	25	0	5	-	-	-	-
UTC			Did Not Play						
CIT	1/0	6	46	1	15	1	23	1	23t
UNC	1/0	12	50	1	19t	-	-	-	-
2021	8/0	54	253	3	29	2	27	1	23t
UTC	1/0	5	12	0	4	-	-	-	-
ELON/VT			Did Not Play						
KSU/MER			Did Not Play						
SAM/CIT			Did Not Play						
ETSU	1/0	14	81	0	28	-	-	-	-
WCU	1/0	12	33	2	9	2	15	0	8
VMI	1/1	16	77	2	19	1	5	0	5
FUR			Did Not Play						
2022	4/1	47	203	4	28	3	20	0	8
PITT	1/1	6	5	0	7	-	-	-	-
W&M	1/1	12	58	0	22	1	0	0	0
PC	1/1	12	70	1	16	-	-	-	-
VMI	1/1	18	136	2	83t	-	-	-	-
UTC	1/1	9	64	0	16	2	14	0	10
SAM	1/1	15	58	1	11	-	-	-	-
ETSU	1/1	14	42	0	7	-	-	-	-
MER			Did Not Play						
WCU	1/1	26	159	1	31	1	-3	0	-
CIT	1/1	25	136	0	19	-	-	-	-
FUR	1/1	19	111	1	53t	-	-	-	-
2023	10/10	156	837	6	83t	4	11	0	10
GWU	1/1	9	25	1	11	-	-	-	-
RICH	1/1	11	36	1	10	1	8	0	8
W&M	1/1	10	80	1	26	-	-	-	-
MER	1/1	9	8	0	6	-	-	-	-
WCU	1/1	12	87	0	47	-	-	-	-
VMI	1/1	18	58	1	7	1	0	0	0
UTC	1/1	6	10	0	8	-	-	-	-
ETSU	1/1	10	36	0	9	-	-	-	-
SAM	1/1	22	87	1	15	1	2	0	2
FUR	1/1	23	120	1	38	-	-	-	-
CIT	1/1	12	103	0	35	-	-	-	-
Career	38/21	408	1905	19	83t	12	68	1	23t

#28 KYLE PARSONS

Year	GP/GS	Rush	Yds	TD	Long	KOR	Yds	TD	Long
UTC	1/0	12	46	0	9	3	56	0	20
ELON	1/0	4	16	0	7	-	-	-	-
VT	1/0	1	0	0	0	-	-	-	-
KSU	1/0	1	8	0	8	4	67	0	21
MER	1/0	17	59	0	10	4	154	0	72
SAM	1/0	10	51	1	24t	2	31	0	17
CIT	1/0	16	79	0	28	-	-	-	-
ETSU	1/0	13	84	1	45t	5	95	0	25
WCU	1/1	6	21	0	24	2	27	0	15
VMI	1/0	18	112	0	29	1	0	0	0
FUR	1/0	7	9	1	5	3	53	0	22
2022	11/1	105	485	3	45t	24	483	0	72
PITT	1/0	2	1	0	1	-	-	-	-
W&M	1/0	6	20	0	11	5	107	0	25
PC	1/0	3	7	0	8	3	77	0	37
VMI	1/0	3	9	0	5	-	-	-	-
UTC	1/0	8	47	0	16	1	39	0	39
SAM					Did Not Play				
ETSU					Did Not Play				
MER					Did Not Play				
WCU					Did Not Play				
CIT	1/0	4	4	1	3	-	-	-	-
FUR	1/0	1	2	0	2	-	-	-	-
2023	7/0	27	90	1	16	9	223	0	39
GWU	1/0	3	4	0	3	-	-	-	-
RICH	1/0	2	5	0	4	-	-	-	-
W&M	1/0	2	-5	0	0	-	-	-	-
MER	1/0	-	-	-	-	5	87	-	25
WCU	1/0	1	2	0	2	-	-	-	-
VMI	1/0	1	8	0	8	4	105	-	40
UTC	1/0	4	52	0	21	4	89	0	33
ETSU	1/0	4	15	0	7	-	-	-	-
SAM	1/0	3	23	0	14	1	26	0	26
FUR	1/0	-	-	-	-	-	-	-	-
CIT	1/0	1	5	0	5	2	35	-	20
Career	29/1	153	684	4	45t	49	1048	0	72

#24 RYAN STEPHENS

Year	GP/GS	Rush	Yds	TD	Long	KOR	Yds	TD	Long
VMI	1/0	5	19	0	19	-	-	-	-
UTC	1/0	2	8	0	8	-	-	-	-
SAM					Did Not Play				
ETSU	1/0	1	1	0	1	-	-	-	-
MER	1/0	-	-	-	-	-	-	-	-
2023	3/0	3	9	0	8	-	-	-	-
GWU/RICH/W&M/MER					Did Not Play				
WCU/VMI/UTC/ETSU/SAM/FUR					Did Not Play				
CIT					Did Not Play				
Career	4/0	8	28	0	19	-	-	-	-

#3 J.T. SMITH JR.

Year	GP/GS	Rush	Yds	TD	Long	Rec	Yds	TD	Long
PITT	1/0	2	16	0	14	-	-	-	-
W&M	1/0	6	24	0	16	-	-	-	-
PC	1/0	5	16	0	5	-	-	-	-
VMI/UTC					Did Not Play				
SAM	1/0	7	67	0	31	-	-	-	-
ETSU	1/0	5	14	0	9	-	-	-	-
MER	1/1	13	32	0	16	-	-	-	-
WCU	1/0	9	29	1	12	-	-	-	-
CIT	1/0	10	76	0	43	-	-	-	-
FUR					Did Not Play				
2023	8/1	57	174	1	43	-	-	-	-
GWU	1/0	12	47	0	22	3	13	0	12
RICH	1/0	2	10	0	5	3	36	0	21
W&M	1/0	6	22	1	12	1	-1	0	0
MER	1/0	2	0	0	2	4	16	0	10
WCU	1/0	9	17	1	15	4	68	0	55
VMI	1/0	16	89	1	20	1	-1	0	0
UTC	1/0	8	31	0	17	5	27	0	9
ETSU	1/0	6	16	0	7	1	7	0	7

SAM					Did Not Play				
FUR	1/0	4	31	0	13	-	-	-	-
CIT	1/1	5	8	0	7	2	27	1	25t
Career	18/2	127	445	4	43	24	192	1	55

WIDE RECEIVERS

#81 KYLE WATKINS

Year	GP/GS	Rec	Yds	TD	Long	Rush	Yds	TD	Long
ELON	1/0	1	5	0	5				
KSU	1/0	1	4	0	4				
VMI	1/0	1	21	0	21				
ETSU	1/0	0	0	0	0				
FUR	1/0	0	0	0	0				
SAM	1/0	0	0	0	0				
MER	1/0	3	4	0	5				
WCU	1/0	1	10	0	10				
UTC	1/1	0	0	0	0				
CIT	1/0	0	0	0	0				
UNC					Did Not Play				
2021	10/1	7	44	0	21	-	-	-	-
UTC	1/0	1	22	0	22				
ELON	1/0	-	-	-	-				
VT	1/0	-	-	-	-				
KSU	1/0	-	-	-	-				
MER	1/0	3	28	0	14				
SAM	1/0	1	6	0	6				
CIT	1/0	1	17	0	17				
ETSU	1/0	4	44	1	19				
WCU	1/0	-	-	-	-				
VMI	1/0	-	-	-	-				
FUR	1/0	1	13	0	13				
2022	11/0	11	113	0	22	-	-	-	-
PITT	1/1	2	14	0	9				
W&M	1/1	2	12	0	7				
PC	1/1	4	30	0	12				
VMI	1/1	1	9	0	9				
UTC	1/0	0	0	0	0				
2023	5/4	9	65	0	12	-	-	-	-
GWU	1/1	7	109	1	35				
RICH	1/1	7	133	0	36				
W&M	1/1	5	71	0	40				
MER	1/1	2	7	0	5	1	6	0	6
WCU	1/1	1	13	0	13	-	-	-	-
VMI	1/1	5	64	0	19	2	-1	0	9
UTC	1/1	3	22	0	16	-	-	-	-
ETSU	1/1	3	44	0	25	1	3	0	3
SAM	1/1	5	112	0	38	-	-	-	-
FUR	1/1	5	106	0	43	-	-	-	-
CIT	1/1	0	0	0	0	-	-	-	-
Career	36/16	70	920	2	40	4	8	0	6

#15 KYLE PINNIX

Year	GP/GS	Cmp-Att-Int	Yds	TD	Long	Rush	Yds	TD	Long
WCU	1/0	2-2-0	21	1	11	5	22	0	24
UTC	1/1	1-7-0	9	0	9	15	26	0	14
CIT					Did Not Play				
UNC	1/0	0-0-0	0	0	0	1	3	1	3
2021	3/1	3-9-0	30	1	11	21	51	1	24
Year	GP/GS	Rec	Yds	TD	Long	Rush	Yds	TD	Long
ETSU	1/0	3	36	0	17				
WCU	1/0	5	84	1	29				
VMI	1/0	-	-	-	-				
FUR	1/0	3	15	0	10	1	9	0	9
2022	4/0	11	135	1	29	1	9	0	9
PITT	1/1	0	0	0	0	0	0	0	0
W&M	1/1	1	14	0	14	-	-	-	-
PC	1/1	4	47	0	33	-	-	-	-
VMI	1/1	4	86	0	46	1	-5	0	0
UTC	1/1	1	6	0	6	-	-	-	-
SAM					Did Not Play				
ETSU					Did Not Play				
MER					Did Not Play				
WCU	1/1	-	-	-	-	-	-	-	-

CIT	1/0	1	4	0	4	-	-	-	-
FUR	1/0	1	4	0	4	-	-	-	-
2023	8/6	12	161	0	46	1	-5	0	-
GWU	1/0	1	12	0	12	-	-	-	-
RICH	1/0	-	-	-	-	-	-	-	-
W&M			Did Not Play						
MER	1/1	2	25	0	20	-	-	-	-
WCU	1/0	-	-	-	-	-	-	-	-
2024	4/0	3	37	0	20	-	-	-	-
Career	18/7	26	333	1	29	23	55	1	24

#14 DYLAN DJETE

Year	GP/GS	Rec	Yds	TD	Long	Rush	Yds	TD	Long
UTC	1/1	-	-	-	-				
ELON	1/0	-	-	-	-				
VT	1/0	2	10	-	5				
KSU	1/0	2	16	0	11				
MER	1/1	1	6	0	6				
SAM	1/1	2	10	0	5				
CIT	1/1	2	-1	0	1				
ETSU	1/1	3	90	0	60				
WCU	1/1	3	85	0	49				
VMI	1/1	8	87	1	26				
FUR	1/1	4	128	0	42				
2022	11/8	27	431	1	60				
PITT			Did Not Play						
W&M			Did Not Play						
PC	1/0	-	-	-	-				
VMI	1/0	1	8	0	8				
UTC	1/0	1	10	0	10				
SAM	1/0	1	6	0	6				
ETSU	1/0	2	24	1	14t				
MER	1/0	2	17	0	11				
WCU	1/0	1	36	0	36				
CIT	1/1	1	7	0	7				
FUR	1/1	3	24	0	19				
2023	9/2	12	132	1	36				
GWU	1/0	4	59	0	21				
RICH			Did Not Play						
W&M	1/0	-	-	-	-				
MER	1/0	1	22	0	22				
WCU	1/0	5	34	0	17				
VMI	1/0	-	-	-	-				
UTC	1/0	-	-	-	-				
ETSU	1/0	1	9	0	9				
SAM	1/0	-	-	-	-				
FUR	1/0	3	26	1	12				
CIT	1/0	3	42	0	32	1	9	0	9
Career	230/10	56	755	3	60	1	9	0	9

#6 RICKIE SHAW II

Year	GP/GS	Rec	Yds	TD	Long
UTC	1/1	3	10	0	7
ELON	1/1	1	13	0	13
VT	1/1	3	18	0	6
KSU	1/1	3	72	0	47
MER/SAM			Did Not Play		
CIT/ETSU/WCU			Did Not Play		
VMI/FUR			Did Not Play		
2022	4/4	10	113	0	47
PITT	1/0	1	9	0	9
W&M	1/0	1	7	0	7
PC	1/0	-	-	-	-
VMI	1/0	2	11	0	9
UTC	1/1	-	-	-	-
SAM	1/1	4	47	0	22
ETSU	1/1	2	11	0	6
MER	1/1	-	-	-	-
WCU	1/1	1	13	0	13
CIT	1/0	1	10	0	10
2023	11/5	12	108	0	22
GWU			Did Not Play		
RICH	1/0	1	3	0	3

W&M	1/0	-	-	-	-
MER	1/0	-	-	-	-
WCU	1/0	2	35	0	21
VMI	1/0	2	103	1	95t
UTC	1/0	1	7	0	7
ETSU	1/0	-	-	-	-
SAM	1/0	-	-	-	-
CIT	1/0	3	23	0	13
Career	23/9	31	392	1	95t

#11 TYLER PARKER

Year	GP/GS	Rec	Yds	TD	Long
PITT	1/0	1	75	1	75t
W&M	1/0	0	0	0	-
PC			Did Not Play		
UTC	1/0	-	-	-	-
SAM			Did Not Play		
ETSU	1/0	2	33	0	26
MER	1/1	4	39	0	21
WCU	1/0	1	11	0	11
CIT	1/0	-	-	-	-
FUR			Did Not Play		
2023	7/1	8	158	1	75t
GWU			Did Not Play		
RICH			Did Not Play		
W&M	1/0	-	-	-	-
MER	1/0	2	13	0	10
WCU			Did Not Play		
VMI			Did Not Play		
UTC			Did Not Play		
ETSU			Did Not Play		
SAM			Did Not Play		
FUR			Did Not Play		
CIT	1/0	-	-	-	-
Career	10/1	10	171	1	75t

#13 CAM SMITH

Year	GP/GS	Rec	Yds	TD	Long
ETSU	1/0	1	4	0	4
MER	1/0	2	31	0	18
WCU	1/0	1	20	0	20
CIT	1/0	-	-	-	-
FUR			Did Not Play		
2023	4/0	4	55	0	20
GWU	1/1	3	25	0	12
RICH	1/0	-	-	-	-
W&M			Did Not Play		
MER			Did Not Play		
WCU			Did Not Play		
VMI			Did Not Play		
UTC			Did Not Play		
ETSU			Did Not Play		
SAM	1/0	-	-	-	-
FUR	1/0	-	-	-	-
CIT	1/0	1	14	0	14
Career	9/1	8	94	0	20

#10 IVORY AIKENS

Year	GP/GS	Rec	Yds	TD	Long	Rush	Yds	TD	Long
GWU	1/0	1	16	0	16	1	35	0	35
RICH	1/0	-	-	-	-	1	8	0	8
W&M	1/0	-	-	-	-	1	13	0	13
MER	1/0	-	-	-	-	-	-	-	-
WCU	1/0	-	-	-	-	-	-	-	-
UTC	1/0	-	-	-	-	1	1	0	1
VMI	1/0	1	-2	0	0	2	5	0	4
ETSU			Did Not Play						
SAM			Did Not Play						
FUR	1/0	-	-	-	-	-	-	-	-
CIT			Did Not Play						

#14 ISAIAH SCOTT

Year	GP/GS	Rec	Yds	TD	Long	Rush	Yds	TD	Long
GWU	1/0	1	-4	0	-	1	-4	0	-
RICH	1/1	1	9	0	9	1	4	0	4
W&M	1/0	6	119	0	39	-	-	-	-
MER	1/0	3	32	0	13	-	-	-	-
WCU	1/1	3	33	1	20	-	-	-	-
VMI	1/1	1	1	0	1	-	-	-	-
UTC	1/1	4	48	0	19	-	-	-	-
SAM	1/1	1	37	0	37	-	-	-	-
FUR	1/1	1	16	0	16	-	-	-	-

#80 JACK PURDY

Year	GP/GS	Rec	Yds	TD	Long
GWU	1/0	-	-	-	-
RICH	1/1	1	13	0	13
W&M	1/1	2	30	1	20t
MER		Did Not Play			
WCU	1/0	-	-	-	-
VMI	1/0	2	20	0	11
UTC	1/0	1	10	0	10
ETSU	1/0	1	12	0	12
SAM	1/0	-	-	-	-
FUR		Did Not Play			
CIT		Did Not Play			

#85 GAVIN BATT

Year	GP/GS	Rec	Yds	TD	Long
GWU	1/0	-	-	-	-
RICH	1/0	-	-	-	-
W&M	1/0	-	-	-	-
MER	1/0	-	-	-	-
WCU	1/0	-	-	-	-
VMI	1/0	-	-	-	-
UTC	1/0	-	-	-	-
ETSU	1/0	-	-	-	-
SAM	1/0	-	-	-	-
FUR	1/0	-	-	-	-
CIT	1/0	-	-	-	-

TIGHT ENDS

#9 JORDAN DAVIS

Year	GP/GS	Rec	Yds	TD	Long
UTC	1/1	2	22	0	18
ELON	1/0	1	12	0	12
VT	1/1	3	28	0	14
KSU	1/1	3	11	1	6
MER		Did Not Play			
SAM	1/0	0	0	0	0
CIT	1/0	1	14	0	14
ETSU	1/1	0	0	0	0
WCU	1/0	-	-	-	-
VMI	1/0	-	-	-	-
FUR	1/1	3	38	0	35
2022	10/5	13	125	1	35
PITT	1/0	1	-1	0	0
W&M	1/0	-	-	-	-
PC	1/0	-	-	-	-
VMI	1/0	2	23	0	23
UTC	1/1	2	33	0	21
SAM	1/0	1	8	0	8
ETSU	1/1	-	-	-	-
MER	1/1	-	-	-	-
WCU	1/0	1	35	0	35t
CIT	1/0	1	11	0	11
FUR	1/1	1	28	0	28
2023	11/4	9	137	1	35t
GWU	1/1	2	22	0	16
RICH	1/1	3	31	1	14

W&M	1/1	-	-	-	-
MER	1/1	2	15	-	10
WCU	1/1	2	12	0	11
VMI	1/1	1	3	1	3t
UTC	1/1	2	7	0	6
ETSU	1/1	1	29	1	29t
SAM	1/1	1	4	0	4
FUR	1/1	1	45	0	45
CIT	1/1	3	27	0	14
Career	32/20	40	457	4	45

#87 CARLOS ANAYA

Year	GP/GS	Rec	Yds	TD	Long
GWU	1/1	-	-	-	-
RICH	1/0	-	-	-	-
W&M	1/1	1	11	0	11
MER	1/1	-	-	-	-
WCU	1/1	1	14	0	14
VMI	1/1	-	-	-	-
UTC	1/1	1	10	0	10
ETSU	1/1	-	-	-	-
SAM	1/1	2	23	0	17
FUR	1/0	1	14	0	14
CIT	1/0	1	10	0	10

KICKERS

#38 BRIDGER JONES

Year	GP	Punts	Yds	Avg	Long	I20	KO	Yds	Avg	TB
UTC	1	-	-	-	-	-	1	65	65.0	1
ELON	1	-	-	-	-	-	1	59	59.0	0
VT	1	-	-	-	-	-	2	128	64.0	0
KSU	1	-	-	-	-	-	5	278	55.6	1
MER	1	-	-	-	-	-	2	124	62.0	0
SAM	1	-	-	-	-	-	2	120	60.0	0
CIT	1	-	-	-	-	-	6	336	56.0	1
ETSU	1	-	-	-	-	-	3	183	61.0	0
WCU	1	-	-	-	-	-	-	-	-	-
VMI	1	-	-	-	-	-	-	-	-	-
FUR	1	-	-	-	-	-	-	-	-	-
2022	11	-	-	-	-	-	22	1274	57.9	3
PITT	1	-	-	-	-	-	2	130	65.0	1
W&M	1	-	-	-	-	-	3	193	64.3	0
PC	1	-	-	-	-	-	5	312	62.4	3
VMI	1	-	-	-	-	-	3	185	61.7	2
UTC	1	-	-	-	-	-	4	251	62.8	0
SAM	1	-	-	-	-	-	2	124	62.0	0
ETSU	1	-	-	-	-	-	3	188	62.7	2
MER	1	-	-	-	-	-	2	118	59.0	1
WCU	1	-	-	-	-	-	5	306	61.2	2
CIT	1	-	-	-	-	-	3	174	58.0	1
FUR	1	-	-	-	-	-	5	312	62.4	1
2023	11	-	-	-	-	-	37	2293	62.0	13
GWU	1	-	-	-	-	-	5	314	62.8	1
RICH	1	1	35	35.0	35	1	6	374	62.3	3
W&M				Did Not Play						
MER				Did Not Play						
WCU				Did Not Play						
UTC				Did Not Play						
ETSU				Did Not Play						
SAM				Did Not Play						
FUR				Did Not Play						
Career	24	1	35	35.0	35	1	70	4255	60.8	20
Year	GP	FGM	FGA	Long	PAT					
MER	1	-	-	-	1-1					
SAM	1	-	-	-	2-2					
CIT	1	1	1	41	4-4					
ETSU	1	2	2	38	6-6					
WCU	1	-	-	-	3-3					
VMI	1	2	3	41	3-3					
FUR	1	0	2	-	4-4					
2022	11	5	8	41	24-24					
PITT	1	-	-	-	1-1					

W&M	1	2	2	44	-
PC	1	2	3	36	2-2
VMI	1	-	-	-	2-2
UTC	1	2	2	47	1-1
SAM	1	1	2	37	1-1
ETSU	1	1	1	47	1-1
MER	1	1	1	37	2-2
WCU	1	1	2	19	3-3
CIT	1	1	2	32	-
FUR	1	2	2	46	1-2
2023	11	13	17	47	13-14
GWU	1	2	3	47	1-1
RICH	1	2	2	41	2-2
W&M			Did Not Play		
MER			Did Not Play		
WCU			Did Not Play		
VMI			Did Not Play		
ETSU			Did Not Play		
SAM			Did Not Play		
FUR			Did Not Play		
CIT			Did Not Play		
Career	24	22	29	47	40-41

#32 DEVERY CAGLE

Year	GP	Punts	Yds	Avg	Long	I20	FGM	FGA	Long	PAT
PITT	1	1	48	48.0	48	0	-	-	-	-
UTC	1	4	165	41.2	46	0	-	-	-	-
2023	2	5	213	42.6	48	0	-	-	-	-
W&M	1	-	-	-	-	-	-	-	-	3-3
MER	1	-	-	-	-	-	1	1	28	-
WCU	-	-	-	-	-	-	1	1	31	2-2
VMI	1	-	-	-	-	-	1	1	23	2-2
UTC	1	-	-	-	-	-	1	1	37	-
ETSU	1	-	-	-	-	-	0	1	-	1-1
SAM	1	-	-	-	-	-	1	1	38	2-2
FUR	1	-	-	-	-	-	2	2	38	1-2
CIT	1	-	-	-	-	-	1	1	36	2-2

#36 CAVAN CRAIG

Year	GP	Punts	Yds	Avg	Long	I20	KO	Yds	Avg	TB
SAM	1	-	-	-	-	-	1	63	63.0	-
FUR	1	-	-	-	-	-	5	294	58.8	-
CIT	1	-	-	-	-	-	4	234	58.5	2

#47 SAM SPENCE

Year	GP	Punts	Yds	Avg	Long	I20	KO	Yds	Avg	TB
GWU	1	2	94	47.0	52	1	-	-	-	-
RICH	1	5	201	40.2	46	0	-	-	-	-
W&M	1	5	201	40.2	55	0	4	192	48.0	0
MER	1	8	320	40.0	54	1	3	198	66.0	1
WCU	1	4	170	42.5	47	1	4	209	52.2	0
VMI	1	6	263	43.8	52	3	5	298	59.6	1
UTC	1	6	258	43.0	54	2	2	109	54.4	0
ETSU	1	7	255	36.4	43	2	2	114	57.0	0
SAM	1	4	182	45.5	47	1	3	149	49.7	0
FUR	1	5	198	39.6	47	1	-	-	-	-
CIT	1	3	107	35.7	36	0	-	-	-	-