

<< 2024-25 SOUTH CAROLINA MEN'S BASKETBALL >>

2024-25 SCHEDULE

OVERALL: 9-3 | SEC: 0-0

HOME: 7-1 | AWAY: 1-1 | NEUTRAL: 1-1 | NET: 84

OCTOBER

30 -/- Wooster (exhibition) W, 86-60

NOVEMBER

4 -/- North Florida L, 71-74
8 -/- SC State W, 86-64
12 -/- Towson W, 80-54
16 #16/16 at Indiana L, 71-87
21 -/- vs. Mercer % (unbracketed game) W, 84-72
25 #22/22 vs. Xavier % L, 66-75
27 -/- vs. Virginia Tech % W, 70-60

DECEMBER

3 -/- at Boston College ^ W, 73-51
7 -/- East Carolina W, 75-68
14 -/- USC Upstate W, 73-53
17 #25/RV Clemson \$ W, 91-88 (OT)
22 -/- Radford W, 74-48
30 -/- Presbyterian 7 p.m. SECN

JANUARY

4 #19/19 at Mississippi State* 2 p.m. SECN
8 #5/6 Alabama* 7 p.m. SECN
11 #2/2 Auburn* 1 p.m. SECN
15 -/- at Vanderbilt* 6 p.m. SECN
18 #12/11 at Oklahoma* 4 p.m. ESPN2/U
22 #6/5 Florida* 7 p.m. SECN
25 #19/19 Mississippi State* 1 p.m. SECN
29 -/- at Georgia* 7 p.m. SECN

FEBRUARY

1 #13/13 Texas A&M* 8:30 p.m. SECN
8 #10/10 at Kentucky* 12 p.m. ESPN/2
12 #16/16 Ole Miss* 7 p.m. SECN
15 #6/7 at Florida* 8:30 p.m. SECN
18 -/- at LSU* 9 p.m. SECN
22 -/- Texas* 8:30 p.m. SECN
25 -/- at Missouri* 9 p.m. ESPN2/U

MARCH

2 #23/RV Arkansas* 1 p.m. SECN
6 -/- Georgia* 6 p.m. SECN
9 #1/1 at Tennessee 2 p.m. SECN
12-16 SEC Tournament & TBD
20-21 -/- NCAA Tournament First Round = TBD
22-23 -/- NCAA Tournament Second Round = TBD
27-28 -/- Reginal Semifinal - Sweet 16 # TBD
29-30 -/- Regional Final - Elite 8 # TBD

APRIL

5-7 -/- Final Four / TBA

All home games in **bold** | All times listed Eastern | **SECN+** - SEC Network + | **SECN** - SEC Network | **ACCN** - ACC Network | **FS1** - Fox Sports 1 | * indicates SEC contest | ^ - SEC/ACC Challenge (Chestnut Hill, Mass.) | % - Fort Myers Tip-Off (Ft. Myers, Fla.) | \$ - Palmetto Series I & - SEC Tournament (Nashville, Tenn.) | - = NCAA Tournament First and Second Rounds (various sites) | # - NCAA Regionals (various sites) | / - Final Four (San Antonio, Texas) | **rankings listed are at time of game

PROBABLE GAMECOCK STARTERS (BASED OFF PREVIOUS GAME)

| # | Name | Ht. | Wt. | Cl. | Hometown | PPG | RPG | APG | Misc. |
|----|----------------------|------|-----|-----|------------------|-------|------|------|--|
| 6 | Jamarii Thomas | 5-11 | 190 | Tr. | Greensboro, N.C. | 12.8 | 3.3 | 3.1* | MEAC Player of the Year in lone season at Norfolk St. in 23-24 |
| 1 | Jacobi Wright | 6-2 | 185 | Sr. | Fort Mill, S.C. | 10.1 | 2.1 | 2.8 | Career-high 20 points in win over SC State (Nov. 8) |
| 10 | Myles Stute | 6-6 | 210 | Jr. | Washington, D.C. | 5.8 | 2.8 | 1.1 | Hit 5 3s in OT win vs. Clemson; team 14-1 when he scores 10+ |
| 30 | Collin-Murray Boyles | 6-7 | 245 | Fr. | Columbia, S.C. | 16.2* | 9.3* | 2.3 | SEC leader in FG% (65.0%); 4 double-doubles |
| 5 | Nick Pringle | 6-10 | 225 | Gr. | Seabrook, S.C. | 10.3 | 6.8 | 1.5 | Helped Alabama to first ever Final Four in 2024 |

* indicates team leader

GAMECOCK MEN'S BASKETBALL



9-3, 0-0 SEC
SOUTH CAROLINA

VS.



7-7, 0-0 BIG SOUTH
PRESBYTERIAN

TIPOFF NOTABLES

> **A New Chapter** of Gamecock Men's Basketball is underway again this season with third-year head coach Lamont Paris at the helm. Paris, who has been a part of nine NCAA Division I Tournaments and 18 twenty-win seasons as a college head and assistant coach, was named the University of South Carolina's 33rd head coach by Director of Athletics Ray Tanner on Thursday, March 24, 2022.

> Paris, the 2024 SEC Coach of the Year and one of four finalists for the Naismith National Coach of the Year, helped engineer the greatest single-season turnaround in program history in 2023-24 as the team improved its win total by 15 games. The Gamecocks 26 wins in 2023-24 tied for the most single-season victories in program history with the 2016-17 Final Four team.

ASSISTANT AD/COMMUNICATIONS & PR:

MICHAEL DeBATES // MDEBATES@MAILBOX.SC.EDU

CELL: 712-348-5863 // X: @MDEBATES

SOUTH CAROLINA MEN'S BASKETBALL

ON SOCIAL MEDIA:

#GAMECOCKS // #FOREVERTOTHEE

X AND INSTAGRAM: @GAMECOCKMBB

FACEBOOK: /GAMECOCKMBB

ON THE WEB: GAMECOCKSONLINE.COM

GAME 13

VENUE: Colonial Life Arena

BROADCAST: SEC Network

PLAY-BY-PLAY: John Schriffen

ANALYST: Brandon Johnson

RADIO: Gamecock Radio Network

IN COLUMBIA: 107.5 The Game

PLAY-BY-PLAY: Derek Scott

ANALYST: Casey Manning

SIRIUSXM: #### | **SXM APP:** ####

WATCH: espn.com/watch/

LIVE STATS: GamecocksOnline.com

SERIES: SC leads, 33-8

IN COLUMBIA: SC leads, 24-4

SERIES TREND: SC has won 10 of the

last 11 matchups but this will be just the fifth meeting in the 2000s.

LAST MEETING: 68-57, Gamecock win on Dec. 11, 2022 at Colonial Life Arena.

NUMBERS OF NOTE

11-1 - The Gamecocks are **11-1** under Lamont Paris when shooting 50.0% or higher (3-0 this season). The lone loss came in his first season in 2022-23 at Missouri.

4-0 - The Gamecocks have made 10 or more 3s **4x** this season and are **4-0** in those games.

6-0 - The team is **6-0** all-time (2-0 this season) under Lamont Paris when shooting 50.0% or better from 3.

65.0% - Collin Murray-Boyles is **65.0%** (76-of-117) from the floor this season, which leads the SEC and ranks 14th nationally. He went 10-for-10 vs. ECU and became just the third player in program history with 10 or more made FGs and no misses in a game.

+15 - The Gamecocks **15-win** turnaround in 2023-24 was the greatest single season turnaround in program history, surpassing the 11-win improvement from 2002-03 to 2003-04 under Dave Odom.

8 - EIGHT South Carolina natives are on the roster this season, the most the team has had since **EIGHT** Palmetto State products were on the roster in Odom's first season in 2001-02.

COMING UP NEXT

> The Gamecocks hit the road for the SEC opener, traveling to No. 19/19 Mississippi State (11-1) on Saturday Jan. 4. Tip is set for 2 p.m. (ET) on SEC Network with Mike Morgan (pxp) and Mark Wise (analyst) on the call. The Gamecocks won a 93-89 OT thriller at The Hump in the regular season finale last year.

2024-25 SOUTH CAROLINA BASKETBALL BROADCAST SPOT CHART

projected starters shaded in gray ; projected starters based on previous game
* career high reached this season



0

- Spent his freshman season at Missouri in 2023-24
- Played in 31 games for the Tigers, making 14 starts
- Averaged 2.3 points and 2.0 rebounds in 11.4 min
- Had his best game of the season at Ole Miss (Feb. 17, 2024) with 10 points (4-of-7 FGs) and five rebounds
- Four-star prospect and a top-150 player that was ranked No. 2 in the state of South Carolina
- Played five seasons at Chris Church Episcopal School with his father, John, serving as his coach
- Helped lead the Cavaliers to a pair of state titles in 2021 and 2023

Jordan Butler • F • SO • 7-0 • 240 • Mauldin, S.C. // MISSOURI

BEGAN HIS COLLEGE CAREER AT MISSOURI LAST SEASON

| | MIN | PTS | REB | AST | STL | BLK | FG% | 3FG% | FT% |
|-------|-----|-----|-----|-----|-----|-----|------|------|------|
| 24-25 | 4.4 | 2.0 | 0.7 | 0.2 | 0.1 | 0.3 | 41.7 | 45.5 | 83.3 |

Career 9.3 2.0 1.6 0.2 0.3 0.7 40.0 25.0 57.7

Career Highs: 10 points, 5 rebounds, 2 assists, 2 steals, 3 blocks



1

- Double-figures in 6 of 12 games this season with a career-high 20 points in win over SC State (Nov. 8) thanks to four 3s; 3.2 apg currently leads team
- Played in all 34 games with one start and was key reserve off the bench last season; averaged 5.9 points, 1.9 assists and 1.8 rebounds in 22.9 mpg
- Team went 8-0 in games he scored in double figures in 23-24 season (2-1 this season)
- Scored a season-high 16 points in a comeback victory vs. No. 24/24 Florida (March 2, 2024); was 4-of-8 from downtown in the contest
- Averaged 7.3 points, 2.1 rebounds and 1.8 assists per game as a sophomore in 22-23

Jacobi Wright • G • SR • 6-2 • 182 • Fort Mill, S.C. // LEGACY EARLY COLLEGE

CAREER-HIGH 20 POINTS IN FIRST WIN OF THE SEASON VS. SC STATE (NOV. 8)

| | MIN | PTS | REB | AST | STL | BLK | FG% | 3FG% | FT% |
|-------|------|------|-----|-----|-----|-----|------|------|------|
| 24-25 | 28.2 | 10.1 | 2.1 | 2.8 | 0.3 | 0.2 | 42.9 | 39.1 | 67.9 |

Career 23.4 6.1 1.9 1.9 0.5 0.1 37.6 33.2 71.6

Career Highs: 18 points, 6 rebounds, 6 assists*, 2 steals, 1 block



2

- Career-high 18 pts off bench vs. Mercer (Nov. 21)
- Became a key contributor and the team's best defender in second season in 2023-24, playing in 33 games while starting the final 17 contests
- Averaged 5.9 points, 3.6 rebounds, 1.3 assists and 0.7 steals in 23.0 minutes per game
- Scored in double figures a career-best six times in 23-24, five of which came in SEC games; team was 8-1 when he scored nine or more points
- Shot 43.2% (70-of-162) from the floor, the third-best percentage on the team of the 7 players who played 20.0+ mpg

Zachary Davis • G • JR • 6-7 • 200 • Orangeburg, S.C. // DENMARK-OLAR

TEAM'S BEST DEFENDER ON THE PERIMETER WITH HIS LENGTH & VERSATILITY

| | MIN | PTS | REB | AST | STL | BLK | FG% | 3FG% | FT% |
|-------|------|-----|-----|-----|-----|-----|------|------|------|
| 24-25 | 21.9 | 8.8 | 3.6 | 1.6 | 0.7 | 0.0 | 47.9 | 28.6 | 73.0 |

Career 19.2 4.9 3.0 1.1 0.8 0.2 43.2 23.7 68.9

Career Highs: 16 points, 9 rebounds, 4 assists, 3 steals, 2 blocks



5

- 18 pts in OT win vs. #25 Clemson (Dec. 17)
- Tied career-high with 19 pts (8-for-10 FGs) in leading team to win over USC Upstate (Dec. 14)
- First double-double as a Gamecock with 13 pts and 11 reb (all in 2nd half except 1 reb) at #16/16 IU (Nov. 16)
- Averaged 6.8 points and 5.1 rebounds per game in helping Crimson Tide to first Final Four in school history in 2024
- Had 16 pts and 11 reb in Alabama's Elite Eight win over Clemson last season

Nick Pringle • F • GR • 6-10 • 225 • Seabrook, S.C. // ALABAMA

HELPED LEAD ALABAMA TO 2024 FINAL FOUR; 81.3% (39-OF-48) @ FT LINE LAST 10 GMS

| | MIN | PTS | REB | AST | STL | BLK | FG% | 3FG% | FT% |
|-------|------|------|-----|-----|-----|-----|------|------|------|
| 24-25 | 24.2 | 10.3 | 6.8 | 1.5 | 0.3 | 0.8 | 65.6 | 0.0 | 72.1 |

Career 13.4 5.3 4.1 0.5 0.3 0.5 67.5 0.0 57.0

Career Highs: 19 points, 15 rebounds, 4 assists*, 3 steals, 3 blocks*



6

- Season-high 22 pts in win vs. ECU (Dec. 7); tied career-high with five made 3s in the game
- Averaged 16.9 pts, 3.8 re, 3.8 ast and 2.1 stl per game in one season at Norfolk State in 23-24
- 2024 MEAC Player of the Year & Newcomer of the Year; also on MEAC All-Defensive Team
- Had 10 games with 20+ pts for the Spartans
- Had shooting splits of 40.4 percent from the floor, 38.0 percent from behind the arc and 80.9 percent at the charity stripe in 31.1 mpg in 23-24
- Spent 2 seasons at UNC-Wilmington from 21-23

Jamarri Thomas • G • SR • 5-11 • 190 • Greensboro, N.C. // NORFOLK STATE

2024 MEAC PLAYER OF THE YEAR & NEWCOMER OF THE YEAR AT NORFOLK STATE

| | MIN | PTS | REB | AST | STL | BLK | FG% | 3FG% | FT% |
|-------|------|------|-----|-----|-----|-----|------|------|------|
| 24-25 | 31.3 | 12.8 | 3.3 | 3.1 | 1.3 | 0.1 | 38.9 | 38.5 | 66.7 |

Career 21.2 9.5 2.5 2.4 1.1 0.1 38.8 36.3 76.9

Career Highs: 31 points, 7 rebounds*, 9 assists, 5 steals, 1 block*



10

- 19 pts w/ 5 3s in OT win vs. #25 Clemson (Dec. 17)
- Team 14-1 last 2 seasons when he scores 10+
- Saw action in 27 games, making 17 starts in first season in Garnet & Black in 2023-24
- Averaged 8.3 points, 3.3 rebounds and 1.0 assists per game despite battling shoulder and knee injuries throughout the season
- Shot team-best 38.5 percent (45-of-117) from behind the arc in 23-24
- Has made 234 3s in 129 career games played (1.8 3FGs per game)

Myles Stute • G • SR • 6-6 • 210 • Washington, D.C. // VANDERBILT

234 CAREER MADE 3S WHICH IS 32ND ON THE ACTIVE 3FGS LIST IN NCAA DI

| | MIN | PTS | REB | AST | STL | BLK | FG% | 3FG% | FT% |
|-------|------|-----|-----|-----|-----|-----|------|------|------|
| 24-25 | 24.5 | 5.8 | 2.8 | 1.1 | 0.3 | 0.5 | 34.8 | 33.3 | 83.3 |

Career 22.9 7.4 3.5 0.6 0.5 0.2 38.3 37.6 70.1

Career Highs: 22 points, 11 rebounds, 3 assists, 4 steals, 3 blocks*



13

- Redshirted initial collegiate season in 2023-24
- Was put on scholarship prior to the start of 2024 summer workouts
- Led his high school team, Whitnall, to 25-4 record and state championship game as a senior in 2022-23 after averaging 14.8 points, 6.4 rebounds and 4.3 assists per game
- Older brother Tyler starred at Kentucky (2018-19) and currently plays for the Miami Heat, where he was the 2022 NBA Sixth Man of the Year

Austin Herro • G • SR • 6-3 • 180 • Milwaukee, Wisc. // WHITNALL

FORMER WALK-ON THAT WAS PUT ON SCHOLARSHIP OVER THE SUMMER

| | MIN | PTS | REB | AST | STL | BLK | FG% | 3FG% | FT% |
|-------|-----|-----|-----|-----|-----|-----|-----|------|-----|
| 24-25 | 1.1 | 0.0 | 0.0 | 0.0 | 0.0 | 0.0 | 0.0 | 0.0 | 0.0 |

Career

Career Highs*:



15

- Best 3-point percentage on team (46.3%) and has made career-best 19 3s this season
- Has hit 3 or more 3s in games in 24-25
- Career-high 18 pts off bench at #16/16 IU (Nov. 16); hit career-best 4 3s; also hit 4 3s vs. VT (Nov. 27) and had 12 pts off bench
- Averaged 2.2 ppg in 10.2 mpg in 23-24
- Had 11 pts vs. Florida A&M (12/30/23), first game with 10+; went 3-of-5 from distance
- Scored 10 pts in just 11 min of action in a win vs. Missouri (1/27/24); hit a pair of 3s


Morris Ugusuk • G • 6-4 • 170 • Helsinki, Finland // DRIVE Academy

93 OF HIS 130 CAREER POINTS HAVE COME FROM BEHIND THE ARC (71.5%)

| | MIN | PTS | REB | AST | STL | BLK | FG% | 3FG% | FT% |
|-------|------|-----|-----|-----|-----|-----|------|------|------|
| 24-25 | 20.1 | 6.2 | 1.3 | 1.1 | 0.4 | 0.0 | 42.3 | 46.3 | 73.3 |

Career 13.0 3.4 0.8 0.7 0.2 0.1 37.5 37.1 75.0

Career Highs: 18 points*, 4 rebounds, 5 assists, 2 steals, 1 block



21

- Made a 3 late vs. Towson (Nov. 12), his first career pts
- Redshirted initial collegiate season in 2023-24
- Played at 4A Westwood High School in Blythewood where he scored over 1,000 points for his career
- All-region and all-state selection as a senior for the Redhawks after averaging 21.4 points, 5.5 rebounds and 2.2 assists per game
- As a junior at Westwood, averaged 18.5 points, 5.8 rebounds and 1.5 assists per contest

Arden Conyers • G • RFR • 6-7 • 212 • Columbia, S.C. // WESTWOOD

FAVORITE BASKETBALL PLAYER TO WATCH AND LEARN FROM IS KOBE BRYANT

| | MIN | PTS | REB | AST | STL | BLK | FG% | 3FG% | FT% |
|-------|-----|-----|-----|-----|-----|-----|------|------|-----|
| 24-25 | 3.4 | 0.6 | 0.6 | 0.0 | 0.2 | 0.2 | 16.7 | 25.0 | 0.0 |

Career

Career Highs*:



23

- Career-high 9 pts vs. Radford (Dec. 22)
- Consensus four-star and the top player in the state by 247Sports and On3 ; ranked No. 47 overall player by 247Sports (No. 6 shooting guard) and No. 36 overall by On3 (No. 8 SG)
- Two-time South Carolina Gatorade Player of the Year and concluded his prep days as the school record-holder for career points (2,475) at Lexington High School, leading the Wildcats to a 28-2 record as a senior and the 5A state title
- Averaged 22.0 points, 6.4 rebounds, 3.3 steals and 2.5 assists per game in senior season


Cam Scott • G • FR • 6-6 • 171 • Lexington, S.C. // LEXINGTON

TWO-TIME SOUTH CAROLINA GATORADE PLAYER OF THE YEAR ; TOP-50 PROSPECT OUT OF HS

| | MIN | PTS | REB | AST | STL | BLK | FG% | 3FG% | FT% |
|-------|------|-----|-----|-----|-----|-----|------|------|------|
| 24-25 | 13.3 | 3.3 | 1.8 | 0.8 | 0.0 | 0.0 | 25.5 | 16.1 | 61.5 |

Career

Career Highs*: 9 points, 4 rebounds, 2 assists



30

- Leads the SEC (ranks 14th nationally) in FG-percent-age at 65.0% ; has 4 double-doubles in 24-25
- 22 pts & 9 reb in OT win vs. #25 Clemson (Dec. 17) ; had 3-straight double-doubles from Dec. 3-Dec. 14
- 10-for-10 vs. ECU (Dec. 7) ; 3rd player in program history with 10 or more FGs & no misses in a game
- Shot 59.7% (117-196) from the floor to lead the team (4th best for single season in program history)
- Had breakout game with 31 pts on 14-of-17 (82.4%) shooting in win vs. Vanderbilt (2/10/24) ; became the 1st SEC freshman since Bobby Portis of Arkansas in '14 to record 30+ pts w/ 13+ FGs while shooting above 80.0%


Collin Murray-Boyles • F • SO • 6-8 • 245 • Columbia, S.C. // WASATCH ACADEMY

CAREER-HIGH 16 REB VS. SC STATE (11/8) ; SEASON-HIGH 27 PTS VS. TOWSON (11/12)

| | MIN | PTS | REB | AST | STL | BLK | FG% | 3FG% | FT% |
|-------|------|------|-----|-----|-----|-----|------|------|------|
| 24-25 | 29.2 | 16.2 | 9.3 | 2.3 | 1.4 | 1.5 | 65.0 | 30.0 | 68.4 |

Career 24.7 12.2 6.8 1.9 1.2 1.2 61.7 20.0 67.4

Career Highs: 31 points, 16 rebounds* , 6 assists, 4 steals, 4 blocks*



31

- Played in 17 games averaging 2.5 points and 2.9 rebounds in 9.7 minutes per game in 23-24
- Had career-high 10 points, seven rebounds and two assists in non-conference finale victory over Florida A&M (12/30/23)
- Appeared in 31 games, making 14 starts in first season in Garnet & Black in 22-23 ; averaged 1.9 points, 3.1 rebounds and 1.1 assists per game
- Played three seasons at Illinois (2019-22) where he earned his undergraduate degree

Benjamin Bosmans-Verdonk • F • GR • 6-9 • 260 • Lommel, Belgium // ILLINOIS

YEAR 3 LAW STUDENT & ONE OF THE ONLY ACTIVE D1 PLAYERS IN LAW SCHOOL

| | MIN | PTS | REB | AST | STL | BLK | FG% | 3FG% | FT% |
|-------|-----|-----|-----|-----|-----|-----|------|------|------|
| 24-25 | 4.6 | 1.1 | 1.4 | 0.1 | 0.0 | 0.1 | 21.4 | 0.0 | 55.6 |

Career 9.4 1.7 2.3 0.7 0.3 0.1 43.2 0.0 53.6

Career Highs: 10 points, 10 rebounds, 6 assists, 2 steals, 2 blocks





COACH

OF THE YEAR

LAMONT PARIS





2024-25 SOUTH CAROLINA BASKETBALL TV/RADIO ROSTER



#0 JORDAN BUTLER



#1 JACOBI WRIGHT



#2 ZACHARY DAVIS



#4 WESTON COGGESHALL



#5 NICK PRINGLE



#6 JAMARII THOMAS



#10 MYLES STUTE



#13 AUSTIN HERRO



#14 LANCE PIPER



#15 MORRIS UGUSUK



#21 ARDEN CONYERS



#23 CAM SCOTT



#30 COLLIN MURRAY-BOYLES



#31 BENJAMIN BOSMANS-VERDONK



LAMONT PARIS



TANNER BRONSON



WILL BAILEY



EDDIE SHANNON



DAVID MCKINLEY

A SEASON TO REMEMBER IN 2023-24...

25 regular season wins - the most in program history

26 total wins - tied for the most in a single seasons in program history with the 2016-17 Final Four Team

13 SEC wins - the second most in program history

7 SEC road wins - tied with the 1996-97 team for the most in program history

+15 in the win column - the greatest single season turn-around in program history, surpassing the 11-win improvement under Dave Odom from 2002-03 to 2003-04

12-4 record away from home - tied for the second-best record in Power Six in true road/neutral site games with Houston & Purdue

3-4 record against ranked teams - Gamecocks were 3-17 combined the previous seasons against top-25 opponents

ONE of FIVE teams in the nation with a top-five, true road win

ONE of 18 teams in the nation with multiple top-10 wins

ONE of FOUR teams in the SEC to rank in the top-50 of adj. efficiency on both offense and defense via KenPom

25 opponents held below 70 points - 1-4th best mark in the country

Allowed just 67.0 ppg - the best scoring defense in the SEC

Seven-game win streak in SEC play - the longest SEC win streak in program history since the 1996-97 SEC Champion Gamecocks started league play 11-0

274 made 3s - most in program history

344 turnovers - third fewest in program history

INTERVIEW POLICIES

In general, ALL interview requests must be made in advance to Assistant AD Michael DeBates in the South Carolina Athletics Communications and Public Relations Office.

All interviews are to be coordinated through the Communications and Public Relations Office. This allows the staff to arrange the interview when it best suits the student-athlete's and the reporter's schedules. Please contact the Communications and Public Relations Office in advance to make your interview requests. Media are not permitted to contact student-athletes on their own at any time. All interviews will take place at the designated media interview site for that day as listed in the weekly availability schedule.

Dormitory, apartment and cell phone numbers for student-athletes will not be provided to the media. Should you need to conduct a telephone interview with a student-athlete, a call will be placed to you from the student-athlete at a mutually agreeable time.

SOUTH CAROLINA ATHLETICS COMMUNICATIONS & PR

Michael DeBates, primary contact
Assistant AD
cell: 712-348-5863
e-mail: mdebates@mailbox.sc.edu
X: @mdebates

SOUTH CAROLINA MEN'S BASKETBALL ONLINE

Website: www.GamecocksOnline.com/sports/mens-basketball
Facebook: www.Facebook.com/GamecockMBB
X: @GamecockMBB
Instagram: @GamecockMBB

NOTABLE NUMBERS

8

> This year's South Carolina roster features eight players from the Palmetto State. It's the most in-state players on the roster since Dave Odom's first season in 2001-02 (also had eight).

7

> Lamont Paris was a part of the Wisconsin coaching staff that made seven straight appearances in the NCAA Tournament. Included in that stretch was a National Championship Game appearance (2015), Final Four (2014) and four Sweet 16s (2011-12, 2016-17).

9-0

> In all nine of the team's wins this season, the Gamecocks have out-rebounded their opponents. The team is 7-1 when scoring more second chance points.

50.0%

> Morris Ugusuk has made a career-best 19 3s this season (2nd on the team). He's a team-leading 46.3% from behind the arc, shooting an efficient 19-of-41 the opening 12 games of the season.

A SOUTH CAROLINA WIN WOULD ...

- Mark a 7-game win streak for Carolina, matching its longest since winning 7-straight games in SEC play last season from Jan. 20 to Feb. 10.
- Be the team's eighth-straight victory at home dating back to an 86-64 win over SC State on Nov. 8. The Gamecocks won 10-straight at home to start the season last year (dated back to 2023 Senior Day win over Georgia).

MURRAY-BOYLES SEC POTW

> Star sophomore forward, a preseason All-SEC selection, was tabbed Co-SEC Player of the Week after leading the Gamecocks to a pair of victories the week of Dec. 16. In two wins over #25 Clemson (Dec. 17) and Radford (Dec. 22), he averaged averaged 18.5 points, 8.0 rebounds, 3.5 assists, 3.0 blocks and 1.0 steals per game. The SEC's field goal percentage leader went 14-of-20 (70%) from the floor and a perfect 9-for-9 at the free throw line in the two wins.

DON'T LET THE COCKS GET HOT

> The streaking South Carolina Gamecocks have won six-straight games dating back to a Nov. 27 victory in the third-place game of Ft. Myers Tip-Off against Virginia Tech. It's the ninth-longest active win streak and the Gamecocks are one of six SEC teams with a six-game or longer victory streak. During the streak, Carolina has posted four double-digit wins with an average margin of victory of 14.7 points per game. Three of the five victories have come over ACC foes (vs. VT, at Boston College and vs. #25 Clemson). The Gamecocks have averaged 76.0 points per game in the win streak and have shot over 50.0 percent from the floor as a team twice. Carolina has won seven-straight on its home floor dating back to a Nov. 8 win over SC State.

RIVALRY GAME GRIT

> It was an all-time Palmetto Series matchup as the Gamecocks edged No. 25 Clemson, 91-88 in overtime Tuesday night at Colonial Life Arena. The raucous crowd was treated to high-level basketball from start to finish as Lamont Paris improved to 2-1 as head coach at South Carolina in the team's three games against its bitter rivals from The Upstate. Collin Murray-Boyles shined with 22 points (15 in the 2nd half and OT), nine rebounds, four assists, two blocks and a steal. The Columbia native played his final 14 minutes and 19 seconds with four fouls before fouling out with 50 seconds to go in OT. Myles Stute finally had his breakout game

with 19 points, five rebounds, two assists and a block. He went 5-for-7 from 3. The Gamecocks shot a sizzling 65.5% (19-of-29) in the 2nd half and overtime, including 72.7% (16-of-22) in the 2nd half alone.

BOUNCE BACK AT THE BEACH

> South Carolina bounced back from a tough loss to No. 22/22 Xavier (Nov. 25) in the semifinals of the Ft. Myers Tip-Off with a hard-fought win over ACC foe Virginia Tech in its final game of the holiday MTE on Nov. 27. The Gamecocks led for nearly the entire game as Collin Murray-Boyles had 16 points, eight rebounds, three steals and two blocks. Zachary Davis and Morris Ugusuk each had 12 points off the bench as Carolina got a season-high 32 points from its reserves. The team made 11 3s with six different players making a shot from behind the arc.

GETTING HOT FROM DISTANCE

> The Gamecocks finally struck gold from behind the arc in a 84-72 win over Mercer on Nov. 21. Carolina was hit a season-high 12 3s and was 44.4% (12-of-27) from behind the arc. Jamarii Thomas had 19 points and was 4-of-5 from distance. Zachary Davis hit a pair of 3s as he scored a career-high 18 points off the bench. Collin Murray-Boyles also hit two 3s, his first long balls in 33 games played in Garnet & Black the last two seasons.

FABULOUS FRONTCOURT

> South Carolina held a 38-20 points in the paint edge in an 80-54 rout of Towson on its home floor on Nov. 12. Preseason All-SEC selection Collin Murray-Boyles had 27 points and nine rebounds and Alabama grad transfer Nick Pringle had his first game in double-figures at Carolina with 15 points and nine rebounds. The duo scored 43 points and was a combined 15-of-20 (75.0%) from the floor. The Gamecocks shot 50.0 percent (26-of-52) overall as a team in the gameto improve to 8-0 under head coach Lamont Paris the last two seasons when shooting above 50.0 percent as a team.

CAROLINA BENCH PRODUCTION

| GAME | SC-OPP | DIFF. | BENCH SCORER |
|-------------------|--------|-------|------------------------|
| North Florida | 23-30 | -7 | J. Wright, 12 |
| SC State | 22-35 | -13 | Z. Davis, 10 |
| Towson | 11-10 | +1 | Three tied, 3 |
| at #16 Indiana | 26-15 | +11 | M. Ugusuk, 18 |
| Mercer | 29-21 | +8 | Z. Davis, 18 |
| vs. #22 Xavier | 15-12 | +3 | Z. Davis, 8 |
| vs. Virginia Tech | 32-24 | +8 | Z. Davis/M. Ugusuk, 12 |
| at Boston College | 22-13 | +9 | M. Ugusuk, 9 |
| East Carolina | 19-10 | +9 | Z. Davis, 10 |
| USC Upstate | 20-28 | -8 | Z. Davis, 9 |
| #25 Clemson | 12-17 | -5 | M. Ugusuk, 8 |
| Radford | 21-22 | -1 | C. Scott, 9 |

| |
|----------------|
| Presbyterian |
| at Miss. State |
| Alabama |
| Auburn |
| at Vanderbilt |
| at Oklahoma |
| Florida |
| Miss. State |
| at Georgia |
| Texas A&M |
| at Kentucky |
| Ole Miss |
| at Florida |
| at LSU |
| Texas |
| at Mizzou |
| Arkansas |
| Georgia |
| Tennessee |

CAROLINA SPECIALTY STATS

(PP) points in paint; (OT) points off turnovers; (2nd) second chance points; (FB) fast break points

(South Carolina-Opponent)

| GAME | PP | OT | 2ND | FB |
|-------------------|-------|-------|-------|-------|
| North Florida | 38-34 | 15-9 | 7-12 | 25-12 |
| SC State | 42-24 | 16-12 | 15-14 | 10-6 |
| Towson | 38-20 | 19-9 | 13-8 | 13-7 |
| at Indiana | 26-28 | 9-17 | 9-8 | 8-9 |
| Mercer | 26-22 | 11-10 | 13-8 | 11-3 |
| vs. Xavier | 34-42 | 8-20 | 6-12 | 10-21 |
| vs. Virginia Tech | 22-26 | 7-4 | 12-8 | 12-14 |
| at Boston College | 26-30 | 1-6 | 7-11 | 0-5 |
| East Carolina | 30-44 | 13-12 | 13-6 | 2-4 |
| USC Upstate | 32-40 | 17-2 | 9-11 | 4-6 |
| Clemson | 40-38 | 13-23 | 13-7 | 9-19 |
| Radford | 20-28 | 10-10 | 19-9 | 2-4 |

| |
|----------------|
| Presbyterian |
| at Miss. State |
| Alabama |
| Auburn |
| at Vanderbilt |
| at Oklahoma |
| Florida |
| Miss. State |
| at Georgia |
| Texas A&M |
| at Kentucky |
| Ole Miss |
| at Florida |
| at LSU |
| Texas |
| at Mizzou |
| Arkansas |
| Georgia |
| Tennessee |

| | | | | |
|--------------------|-------------|-------------|-------------|------------|
| SC Total | 374 | 139 | 136 | 106 |
| SC Average | 31.2 | 11.6 | 11.3 | 8.8 |
| Opp Total | 376 | 133 | 114 | 110 |
| Opp Average | 31.3 | 11.1 | 9.5 | 9.2 |



SOUTHEASTERN CONFERENCE STANDINGS

Thru games played Monday, Dec. 23, 2024

| Team | Conference | Overall |
|--------------------------|------------|---------|
| #6/5 Florida | | 12-0 |
| #12/11 Oklahoma | | 12-0 |
| #1/1 Tennessee | | 12-0 |
| #2/2 Auburn | | 11-1 |
| Georgia | | 11-1 |
| #16/16 Ole Miss | | 11-1 |
| #19/19 Mississippi State | | 11-1 |
| Vanderbilt | | 11-1 |
| #5/6 Alabama | | 10-2 |
| #23/RV Arkansas | | 10-2 |
| #10/10 Kentucky | | 10-2 |
| LSU | | 10-2 |
| Missouri | | 10-2 |
| Texas | | 10-2 |
| #13/13 Texas A&M | | 10-2 |
| South Carolina | | 9-3 |

SCORES AND SCHEDULE IN THE SEC

Tuesday, December 17

Jumpman Invitational (Charlotte, NC)
#7 Florida 90, North Carolina 84
at #17 Ole Miss 74, Southern 61
at South Carolina 91, #25 Clemson 88 OT
at #1 Tennessee 84, Western Caro. 36
Magnolia Madness (Jackson, MS)
Mississippi State 83, Central Mich. 59
at Missouri 83, Jacksonville St. 72
at #2 Auburn 100, Georgia St. 59
at LSU 99, Stetson, 53

Wednesday, December 18

at Vanderbilt 105, The Citadel 53
#6 Alabama 97, at North Dakota 90
Jumpman Invitational (Charlotte, NC)
#14 Oklahoma 87, #24 Michigan 86

Thursday, December 19

at Georgia 100, Buffalo 49
at Texas 98, New Orleans 62

Friday, December 20

Hou. Christian at #12 Texas A&M SECN+ 2:00p

Saturday, December 21

at #7 Florida 99, North Florida 45
Mississippi State 79, at #21 Memphis 66
at Arkansas 95, N.C. A&T 67
at Vanderbilt 85, Austin Peay 55
#2 Auburn 87, #16 Purdue 69
CBS Sports Classic (New York, NY)
Ohio St. 85, #4 Kentucky 65
at #17 Ole Miss 80, Queens 62

Sunday, December 22

at #6 Alabama 81, Kent St. 54
Illinois 80, Missouri 77
at #14 Oklahoma 89, Central Ark. 66
at South Carolina 74, Radford 48
at LSU 86, New Orleans 70
at Georgia 81, Charleston Southern 65

Monday, December 23

at #1 Tennessee 82, Middle Tenn. 64

All times listed Eastern Time

ASSOCIATED PRESS POLL

WEEK 8 - Monday, Dec. 23, 2024

| RK | TEAM | REC | PTS | TREND |
|----|-------------------|------|------|-------|
| 1 | Tennessee (41) | 11-0 | 1528 | - |
| 2 | Auburn (21) | 11-1 | 1505 | - |
| 3 | Iowa State | 10-1 | 1415 | - |
| 4 | Duke | 10-2 | 1344 | ↑1 |
| 5 | Alabama | 10-2 | 1258 | ↑1 |
| 6 | Florida | 12-0 | 1239 | ↑1 |
| 7 | Kansas | 9-2 | 1097 | ↑1 |
| 8 | Marquette | 11-2 | 1038 | ↑1 |
| 9 | Oregon | 11-1 | 970 | ↑1 |
| 10 | Kentucky | 10-2 | 959 | ↓6 |
| 11 | UConn | 10-3 | 903 | - |
| 12 | Oklahoma | 12-0 | 850 | ↑2 |
| 13 | Texas A&M | 10-2 | 811 | ↓1 |
| 14 | Gonzaga | 9-3 | 757 | ↓1 |
| 15 | Houston | 8-3 | 615 | - |
| 16 | Ole Miss | 11-1 | 506 | ↑1 |
| 17 | Cincinnati | 10-1 | 494 | ↑2 |
| 18 | Michigan State | 10-2 | 426 | ↑2 |
| 19 | Mississippi State | 11-1 | 423 | ↑7 |
| 20 | San Diego State | 8-2 | 319 | ↑3 |
| 21 | Purdue | 8-4 | 270 | ↓5 |
| 22 | UCLA | 10-2 | 246 | ↓4 |
| 23 | Arkansas | 10-2 | 158 | ↑3 |
| 24 | Illinois | 8-3 | 135 | ↑2 |
| 25 | Baylor | 7-3 | 123 | ↑1 |

Others receiving votes: Maryland 119, Dayton 108, Drake 91, St. John's 90, Memphis 65, Michigan 50, Georgia 45, Pittsburgh 27, West Virginia 26, Missouri 25, Ohio State 23, North Carolina 20, Clemson 18, Arizona State 13, Utah State 9, Wisconsin 9, Texas Tech 8, Indiana 8, St. Bonaventure 4, Penn State 3

Dropped from rankings: Memphis 21, Dayton 22, Michigan 24, Clemson 25

COACHES POLL TOP 25

WEEK 8 - Monday, Dec. 23, 2024

| RK | TEAM | REC | PTS | TREND |
|----|-------------------|------|-----|-------|
| 1 | Tennessee (20) | 11-0 | 764 | - |
| 2 | Auburn (11) | 11-1 | 746 | - |
| 3 | Iowa State | 10-1 | 706 | - |
| 4 | Duke | 10-2 | 659 | ↑1 |
| 5 | Florida | 12-0 | 649 | ↑1 |
| 6 | Alabama | 10-2 | 620 | ↑1 |
| 7 | Kansas | 9-2 | 531 | ↑1 |
| 8 | Marquette | 11-2 | 529 | ↑1 |
| 9 | Oregon | 11-1 | 484 | ↑1 |
| 10 | Kentucky | 10-2 | 476 | ↓6 |
| 11 | Oklahoma | 12-0 | 412 | ↑4 |
| 12 | Houston | 8-3 | 406 | - |
| 13 | Texas A&M | 10-2 | 405 | ↓2 |
| 14 | UConn | 10-3 | 395 | ↓1 |
| 15 | Gonzaga | 9-3 | 327 | ↓1 |
| 16 | Ole Miss | 11-1 | 261 | - |
| 17 | Cincinnati | 10-1 | 252 | ↑3 |
| 18 | Michigan State | 10-2 | 233 | ↑1 |
| 19 | Mississippi State | 11-1 | 196 | ↑6 |
| 20 | San Diego State | 8-2 | 148 | ↑3 |
| 21 | UCLA | 10-2 | 128 | ↓3 |
| 22 | Illinois | 8-3 | 86 | ↑4 |
| 23 | Baylor | 7-3 | 83 | ↑3 |
| 24 | St. John's | 10-2 | 82 | ↑2 |
| 25 | Purdue | 8-4 | 73 | ↓8 |

Others receiving votes: Maryland 65, Michigan 52, Drake 51, Arkansas 51, Georgia 42, Clemson 40, Dayton 28, Memphis 25, Pittsburgh 22, Utah State 14, Texas Tech 9, Wisconsin 7, North Carolina 6, Missouri 6, West Virginia 5, Penn State 1

Dropped from rankings: Michigan 21, Memphis 22, Dayton 24

SERIES BREAKDOWN

> This marks the fifth meeting between the two schools since the 2008-09 season.
 > The 2008 game at CLA was the first between the two programs since 1947.
 > The Gamecocks have won 10-of-11 in the series dating back to 1940.
 > Carolina was victorious against the Blue Hose in Lamont Paris' first season as HC with a 68-57 win on Dec. 11, 2022. Gregory "GG" Jackson II led all scorers with 18 points.

SC ALL-TIME RECORD VS. PRESBYTERIAN

H: 24-4 ; A: 9-4 ; N: 0-0

Previous 10 meetings...

| | | | | |
|-------------|---|------------|---|---|
| D. 11, 2022 | H | 68-57 | W | |
| D. 29, 2012 | H | 76-60 | W | |
| D. 13, 2011 | H | 66-58 | W | |
| D. 23, 2008 | H | 75-56 | W | |
| F. 4, 1947 | H | 55-37 | W | |
| F. 15, 1943 | A | 51-64 | | L |
| J. 5, 1943 | H | 37-36 | W | |
| F. 9, 1942 | H | 55-53 (OT) | W | |
| F. 10, 1941 | H | 49-34 | W | |
| J. 16, 1941 | A | 38-34 | W | |



Preseason All-SEC selection Collin Murray-Boyles, the team's leading scorer and rebounder, went 10-for-10 on FGs in the team's win over ECU (Dec. 7). He became just the third player in program history with 10 or more made FGs and no misses in a game, joining Kenny Holmes (11-for-11 vs. Manhattan on Jan. 15, 1981) and Troy McKoy (11-for-11 at Georgia on March 3, 1993). He is ONE of just NINE players in the country season to have a game with 10 or more made FGs and no misses. He is just ONE of NINE players in the SEC to accomplish the feat since the 2001-02 season.

NOTABLE NUMBERS

16

Collin Murray-Boyles had a career-high 16 rebounds in the win over SC State (Nov. 8). It was the most rebounds by a Gamecock since Gregory "GG" Jackson II had 16 in a win over WKU on Dec. 22, 2022.

12 3s

The Gamecocks have hit a season-high 12 3s twice this season in home wins over Mercer (Nov. 21) and ECU (Dec. 7). The team is 4-0 this season when making 10 or more 3s in a game.

81.3%

After starting the season 5-for-13 (38.5%) from the charity stripe, grad transfer big Nick Pringle is 39-of-48 (81.3%) the last 10 games at the free throw line dating back to a blowout win over Towson (Nov. 12).

MR. WRIGHT SCORES CAREER-HIGH

> Senior guard Jacobi Wright had the best game of his four-year Gamecock tenure, scoring a career-high 20 points in helping the team to a 86-64 win over SC State (Nov. 8). He went 4-of-7 from downtown. Sophomore forward Collin Murray-Boyles had his third career double-double (first of the 2024-25 season) with 19 points and a career-high 16 rebounds. He was 7-of-8 from the floor.

MURRAY-BOYLES PRESEASON ALL-SEC

> Rising sophomore Collin Murray-Boyles was tabbed a Third Team Preseason All-SEC selection by both the media and the league's head coaches. He's the first Gamecock to earn preseason All-SEC recognition since AJ Lawson in 2020-21 when he was selected to the second team. Murray-Boyles is coming off a solid freshman campaign in which he saw action in 28 games, starting the final 19 for the Gamecocks. He averaged 10.4 points, 5.7 rebounds (led team), 1.8 assists, 1.0 blocks and 1.0 steals per game en route to earning SEC All-Freshman honors. He shined down the stretch in league play a season ago, highlighted by a 31-point outing in a double-digit win over Vanderbilt (2/10/24) and a 24-point performance against Arkansas (3/14/24) in the second of round of the SEC Tournament that helped Carolina to its first win in the conference tournament since 2018. He shot 59.7 percent (117-196) from the floor to lead the team and also had a team-high 21 dunks. Murray-Boyles scored in double-figures in 10 of the team's final 13 games last season.

ORDER ON THE COURT

> The Honorable L. Casey Manning enters his 32nd season as an analyst for men's basketball games on the Gamecock Radio Network. He joined the broadcast team for the 1993-94 season and worked alongside legendary South Carolina play-by-play man Bob Fulton. Manning has worked alongside current play-by-play man Derek Scott since 2016-17. The Gamecocks advanced to the school's first ever Final Four their first year working together. Manning, a Dillon, S.C. native, played for the Gamecocks from 1970-73 and made history as the first African-American scholarship player in program history. He graduated from the South Carolina School of Law in 1977 and has served as Circuit Court Judge for the Fifth Judicial Court since 1994. Manning retired on Dec. 31, 2022.

> On Dec. 8, 2022, at a retirement function at the USC Alumni Center, Manning received the Order of the Plametto from Gov. Henry McMaster, the highest civilian honor granted in the state of South Carolina.

> Two streets were also named after him, one in downtown Columbia near the courthouse he worked in and the other in his hometown of Dillon, S.C.

> On May 7, 2022, Manning received an honorary doctor of laws degree from the Board of Trustees at commencement. It is the highest degree you can receive from the university.

> He joins Dave Kellum (35th season as Ole Miss pxp) as the only members of the 30-year club on radio broadcast in the SEC.

KEY STAT

Lamont Paris' teams are 43-4 (.915) when scoring 80 or more points dating back to his first season as head coach at Chattanooga (2017-18). He's 11-0 at Carolina (4-0 in 24-25) when his team scores 80 or more.



Graduate forward Nick Pringle put together the best offensive, two-game stretch of his career in wins over USC Upstate (Dec. 14) and #25 Clemson (Dec. 17) with 37 points (18.5 ppg) while going 15-of-18 from the floor (83.3%).



2024 MEAC Player of the Year Jamaril Thomas joins South Carolina for his final season of collegiate eligibility in 2024-25. In his lone season at Norfolk State in 2023-24, averaged 16.9 points, 3.8 rebounds, 3.8 assists and 2.1 steals per game. He had 10 games with 20 or more points for the Spartans.

BY THE NUMBERS

29.6% - The Gamecocks held Towson to **29.6%** (16-of-54) in an 80-54 win on Nov. 12. It was the lowest opponent FG-percentage of the Lamont Paris era at South Carolina. The last time the Gamecocks held a team below 30.0% shooting was Texas A&M on Feb. 8, 2020. The Aggies shot just 27.3% (15-of-55) in the game.

65.0% - Collin-Murray Boyles leads the SEC in field goal percentage (min. 5 FGM per game) at **65.0%** (76-of-117). He is 14th nationally and is one of just two players in the SEC currently shooting 60.0% or higher from the floor.

3 - Murray-Boyles had **three-straight** double-doubles at Boston College, vs. East Carolina and vs. USC Upstate from Dec. 3 to Dec. 14. He's the first player since Keyshawn Bryant in 2019-20 to accomplish the feat. Murray-Boyles, Bryant, Michael Carrera (2x) and Chris Silva (2x) are the only players for Carolina since 2001-02 to have double-double streaks of three or more games.

3rd - The Gamecocks rank **third** in the SEC in both free throws made (17.4 - 40th nationally) and free throw attempts (25.1 - 22nd nationally) per game.

25-of-27 - Carolina went **25-of-27** (92.6%) at the free throw line in its rout of Radford on Dec. 22. The 25 made free throws were the most in the Paris era at SC, surpassing the previous high of 24 set in the game prior against #25 Clemson. The Gamecocks are one of just 20 teams in the nation (only team in the SEC) to make 25 or more FTs in a game this season while shooting above 90.0% at the foul line.

4-0 - The Gamecocks are **4-0** this season when making 10 or more 3s in a game.

6-0 - The team is **6-0** all-time under Paris (2-0 this season) when the team shoots 50.0 percent or higher from behind the arc.

7-0 - The Gamecocks are **7-0** under Paris when the team makes 30 or more field goals (2-0 this season).

77.6% - Morris Ugusuk (19) and Myles Stute (18) have combined to make 37 3s so far this season. The lethal 3-point shooting duo has scored 111 of their 143 combined points (**77.6%**) from behind the arc in 2024-25.

14-2 - The SEC went **14-2** in the SEC/ACC Challenge on Dec. 3-4. The Gamecocks 22-point win at Boston College was one of 11 double-digit victories by the SEC over the ACC. The team is 2-0 under Lamont Paris in its two challenge games the last two seasons and is a perfect 3-0 this season against ACC foes.

10 - Paris has been a part of **10** NCAA Tournament teams as a Division I assistant/head coach with his first appearance at South Carolina coming last season.

18 - He has been a part of **18**, 20-win seasons as a college head and assistant coach.

.696 - In his 17 seasons as a collegiate assistant coach, teams associated with Paris were 497-217 (**.696**) with five conference titles and 12 NCAA Tournament appearances, reaching two Final Fours.

1998 - The team finished the 2023-24 season ranked No. 25 in the final AP Poll, marking the first time the Gamecocks have been ranked in the final top-25 poll since being slotted No. 14 in the final AP Poll of **1998**.

59.7% - Collin-Murray Boyles' field-goal percentage of **59.7%** last season as a freshman was the fourth-highest for a single-season in program history and the highest by a freshman in Gamecock history (min. 30 FGs). He was 117-of-196 from the floor in 28 games played.

274 - The Gamecocks made **274** 3s last season, a new single-season program record.

344 - The team had just **344** turnovers last season, the fourth-fewest all-time for a single season at Carolina.

8-3 - The Gamecocks were **8-3** in true road games during the 2023-24 season. The team won seven SEC games on the road, tying the 1996-97 SEC Champion squad for the most in program history since joining the league in 1991-92.

25 - Carolina held **25** opponents to less than 70 points last season, which T-4th nationally and led the SEC.

8-0 - The Gamecocks were **8-0** in 2023-24 when shooting 50.0% or better from the floor (team is 3-0 this season when shooting 50.0% or greater from the floor).

1997 - The Gamecocks picked up the program's first top-five road win since **1997** on Jan. 30, 2024 last season with a 63-59 victory over No. 5/5 Tennessee. The previous top-five road win was a 72-66 win at No. 3 Kentucky on March 2, 1997.

59 - The **59** points scored by Tennessee in Carolina's top-five upset road win last season was a season-low for the Vols. It was also the first home loss of the season for UT, snapping a 13-game home winning streak by the Vols at Thompson-Boling Arena.

ROSTER BREAKDOWN

Returning Letterwinners (6)

- #1 Jacobi Wright
- #2 Zachary Davis
- #10 Myles Stute
- #15 Morris Ugusuk
- #30 Collin Murray-Boyles
- #31 Benjamin Bosmans-Verdonk

Guards (11)

- #1 Jacobi Wright
- #2 Zachary Davis
- #4 Weston Coggeshall
- #6 Jamarii Thomas
- #10 Myles Stute
- #13 Austin Herro
- #14 Lance Piper
- #15 Morris Ugusuk
- #21 Arden Conyers
- #23 Cam Scott

Forwards (5)

- #0 Jordan Butler
- #5 Nick Pringle
- #30 Collin Murray-Boyles
- #31 Benjamin Bosmans-Verdonk

By Height

- #6 Jamarii Thomas (5-11)
- #4 Weston Coggeshall (6-2)
- #1 Jacobi Wright (6-2)
- #13 Austin Herro (6-3)
- #15 Morris Ugusuk (6-4)
- #4 Lance Piper (6-5)
- #23 Cam Scott (6-6)
- #10 Myles Stute (6-6)
- #12 Zachary Davis (6-7)
- #21 Arden Conyers (6-7)
- #30 Collin-Murray Boyles (6-8)
- #31 Benjamin Bosmans-Verdonk (6-9)
- #5 Nick Pringle (6-10)
- #0 Jordan Butler (7-0)

2024-25 SOUTH CAROLINA MEN’S BASKETBALL ROSTER

Alphabetical Roster

| No. | Name | Pos. | Ht. | Wt. | Cl. | Exp. | Hometown // Last School |
|-----|--------------------------|------|------|-----|-----|------|--|
| 31 | Benjamin Bosmans-Verdonk | F | 6-9 | 260 | GR | 2L | Lommel, Belgium // Illinois |
| 0 | Jordan Butler | F | 7-0 | 240 | SO | TR | Greenville, S.C. // Missouri |
| 4 | Weston Coggeshall | G | 6-2 | 180 | FR | HS | Charleston, S.C. // Philip Simmons |
| 21 | Arden Conyers | G | 6-7 | 204 | FR | HS | Columbia, S.C. // Westwood (Blythewood, S.C.) |
| 12 | Zachary Davis | G | 6-7 | 194 | SO | 1L | Orangeburg, S.C. // Denmark-Olar |
| 13 | Austin Herro | G | 6-3 | 180 | FR | RS | Milwaukee, Wisc. // Whitnall (Greenfield, Wisc.) |
| 30 | Collin Murray-Boyles | F | 6-8 | 245 | SO | 1L | Columbia, S.C. // Wasatch Academy (Mt Pleasant, Utah) |
| 14 | Lance Piper | G | 6-5 | 180 | FR | HS | Holtsville, N.Y. // Phelps School (Malvern, Pa.) |
| 5 | Nick Pringle | F | 6-10 | 225 | GR | TR | Seabrook, S.C. // Alabama |
| 23 | Cam Scott | G | 6-6 | 171 | FR | HS | Lexington, S.C. // Lexington |
| 10 | Myles Stute | G | 6-6 | 210 | SR | 1L | Washington, D.C. // Vanderbilt |
| 6 | Jamarii Thomas | G | 5-11 | 190 | SR | TR | Greensboro, N.C. // Norfolk State |
| 15 | Morris Ugusuk | G | 6-4 | 170 | SO | 1L | Helsinki, Finalnd // DRIVE Basketball Academy (Finland) |
| 1 | Jacobi Wright | G | 6-2 | 190 | SR | 3L | Fort Mill, S.C. // Legacy Early College (Greenville, S.C.) |

Numerical Roster

| No. | Name | Pos. | Ht. | Wt. | Cl. | Exp. | Hometown // Last School |
|-----|--------------------------|------|------|-----|-----|------|--|
| 0 | Jordan Butler | F | 7-0 | 240 | SO | TR | Greenville, S.C. // Missouri |
| 1 | Jacobi Wright | G | 6-2 | 190 | SR | 3L | Fort Mill, S.C. // Legacy Early College (Greenville, S.C.) |
| 2 | Zachary Davis | G | 6-7 | 200 | JR | 2L | Orangeburg, S.C. // Denmark-Olar |
| 4 | Weston Coggeshall | G | 6-2 | 180 | FR | HS | Charleston, S.C. // Philip Simmons |
| 5 | Nick Pringle | F | 6-10 | 225 | GR | TR | Seabrook, S.C. // Alabama |
| 6 | Jamarii Thomas | G | 5-11 | 190 | SR | TR | Greensboro, N.C. // Norfolk State |
| 10 | Myles Stute | G | 6-6 | 210 | SR | 1L | Washington, D.C. // Vanderbilt |
| 13 | Austin Herro | G | 6-3 | 180 | FR | RS | Milwaukee, Wisc. // Whitnall (Greenfield, Wisc.) |
| 14 | Lance Piper | G | 6-5 | 180 | FR | HS | Holtsville, N.Y. // Phelps School (Malvern, Pa.) |
| 15 | Morris Ugusuk | G | 6-4 | 170 | SO | 1L | Helsinki, Finalnd // DRIVE Basketball Academy (Finland) |
| 21 | Arden Conyers | G | 6-7 | 212 | FR | RS | Columbia, S.C. // Westwood (Blythewood, S.C.) |
| 23 | Cam Scott | G | 6-6 | 171 | FR | HS | Lexington, S.C. // Lexington |
| 30 | Collin Murray-Boyles | F | 6-8 | 245 | SO | 1L | Columbia, S.C. // Wasatch Academy (Mt Pleasant, Utah) |
| 31 | Benjamin Bosmans-Verdonk | F | 6-9 | 260 | GR | 2L | Lommel, Belgium // Illinois |

Head Coach: Lamont Paris (Wooster, ‘96 ; Indiana State ‘00)

Assistant Coach: Tanner Bronson (Wisconsin, ‘08)

Assistant Coach: Eddie Shannon (Florida, ‘99)

Assistant Coach: Will Bailey (UAB, ‘97)

Assistant Coach: David McKinley (Ohio, ‘13)

Special Assistant to the Head Coach: Carey Rich (South Carolina, ‘95)

Director of Basketball Operations: Colby Arendale (Chattanooga, ‘18)

Director of Video Services: Roman DiPasquale (Wisconsin, ‘11)

Strength & Conditioning Coach: Scott Greenawalt (Muskingum College, ‘98)

Athletic Trainer: Mark Rodger (Buffalo, ‘01)

Assistant AD/Athletics Communications and Public Relations: Michael DeBates (Iowa State, ‘14)

Director of Academics: Kaitlyn McCanna-Doty (Texas Lutheran, ‘11)

Creative Media Producer: Sam Straker (Ohio Northern, ‘22)

Chief Development Officer/Sport Admin: Tyson Lusk (North Carolina, ‘09 ; Georgetown, ‘17)

Special Assistant to the Athletics Director/Sport Admin: Charles Waddell (North Carolina, ‘75)

TOP RETURNING

Scorer.....Murray-Boyles, 10.4 ppg
Rebounder.....Murray-Boyles, 5.7 rpg
Assist Maker..... Wright, 1.9 apg
FG Shooter * Murray-Boyles, 59.7%
3-Point FG Shooter \$Stute, 38.5%
FT Shooter \$Wright, 71.4%
Shot Blocker..... Murray-Boyles, 1.0 bpg
Steal Maker.....Murray-Boyles, 1.0 spg

* at least 75 attempts

\$ at least 20 attempts

PRONUNCIATION GUIDE

- #4 Weston Cogg-**eh-SHALL**
- #10 Myles **STEW**-tee
- #15 Morris **OO-GUH**-suk
- #30 Collin murray-**BOY-ulz**
- #31 Benjamin **BOSE**-mans-ver-**DONK**



HEAD COACH LAMONT PARIS

HEAD COACH | EIGHTH SEASON OVERALL | 133-104 (.561) | THIRD SEASON AT SOUTH CAROLINA | 46-32 (.590)

THE PARIS FILE

COACHING

Experience

28th year

College Head Coach Experience

8th season

Hire Date At Carolina

Thursday, March 24, 2022

PERSONAL

Hometown

Findlay, Ohio

Alma Mater

Wooster, 1996 (Bachelors - Economics)

Indiana State, 2000 (Masters - Rec. & Sport Mgmt.)

COACHING RESUME

College Assistant Coach

Wooster, 1997-98

DePauw, 1998-99

IUP, 2000-04

Akron, 2004-10

Wisconsin, 2010-17

College Head Coach

Chattanooga, 2017-22

South Carolina, 2022-present

Lamont Paris, who has been a part of nine NCAA Division I Tournaments and 18 twenty-win seasons as a college head and assistant coach, was named the University of South Carolina's 33rd head coach by Director of Athletics Ray Tanner on Thursday, March 24, 2022.

Paris, 49, is the first African-American head coach in the history of the Gamecock men's basketball program. The 2024 SEC Coach of the Year enters his third season leading the program in 2024-25.

In year two (2023-24), Paris and his staff helped orchestrate the greatest single-season turnaround in program history as South Carolina went 26-8 and returned to the NCAA Tournament for the first time since 2017. The 26 victories tied the 2016-17 Final Four team for the most single-season wins in program history. Carolina's 15-win improvement was tied for the second-best mark in the nation. The team's 25 regular season wins were a new program record. The Gamecocks went 13-5 in SEC play, good for a T-2nd finish in the league. The 13 SEC wins tied the 1997 SEC title team for the most SEC wins in program history (Carolina joined the league in 1991-92). Paris was named SEC Coach of the Year by the league's coaches and the AP (first coach in program history to be named SEC Coach of the Year by the media). He was one of four finalists for the 2024 Naismith National Coach of the Year and the Ben Jobe Award.

The Gamecocks won seven SEC games on the road in 2023-24, tying the 1996-97 team for the most SEC victories away from home in a single season. Carolina finished the year with a 12-5 record in true road and neutral site games. The Gamecocks were one of just 18 teams in the country with multiple top-10 wins and one of five teams in the nation with a top-five true road win. Carolina had a seven-game SEC win streak, which included beating No. 6/6 Kentucky 79-62 at home on Jan. 23 and No. 5/5 Tennessee, 63-59, in Knoxville on Jan. 30. Per Elias Sports Bureau, it was the first time the Gamecocks had defeated a pair of top-10 teams in a three-game stretch since 1968. Carolina's win over the Vols was the team's first AP Top-Five road victory since defeating No. 3 Kentucky, 72-66, on March 2, 1997. The Gamecocks returned to the top-25 for the first time since 2017 back in Week 14 on Feb. 5 and remained there the last seven weeks of the season. The team finished the year ranked No. 23 in the final USA Today Coaches Poll and No. 25 in the final AP Top-25, marking the first time Carolina was ranked in the final AP poll since 1998. The Gamecocks were ranked as high as No. 11 in both major polls.

Carolina allowed just 66.4 points per game during the regular season in 2023-24, which led the SEC. The Gamecocks held 25 opponents below 70 points, which T-7th best mark in the nation. Carolina was one of just four teams in the SEC to rank in the top-50 of adjusted efficiency on offense and defense via KenPom.

In his first season (2022-23), South Carolina had an overhauled roster with eight new players, including just 14.9 percent of the team's scoring and 18.4 percent of the minutes played returning from the season prior. The Gamecocks defeated Clemson at home, 60-58, for the first time since Dec. 19, 2014. Chico Carter Jr. hit the game-winning bucket with 0.9 seconds remaining. Paris became the first Gamecock head coach since Dave Odom in 2001 to defeat the in-state Tigers in his first season. The conference slate was highlighted by road wins at Kentucky, at Ole Miss and at LSU. The Gamecocks wire-to-wire victory at Rupp Arena on Jan. 10 was the team's first there since 2009 and just the program's third all-time win in Lexington since joining the SEC (1992). Ohio State transfer Meechie Johnson made six 3s and scored a career-high 26 points to lead the Gamecocks. Paris joined Eddie Fogler (1997) and Darrin Horn (2009) as the only Gamecock head coaches all-time to win in the historic building.

Paris came to Carolina after five seasons as the head coach at University of Tennessee at Chattanooga, coaching the Mocs to an 87-72 overall record (.547), including a 65-29 mark his last three seasons.

In his 17 seasons as a collegiate assistant coach prior to becoming head coach at Chattanooga, teams associated with Paris were 497-217 (.696) with five conference titles and 12 NCAA Tournament appearances (Division I and II), reaching two Final Fours.

Paris spent seven seasons as an assistant at Wisconsin from 2010-17 working for Bo Ryan and Greg Gard. The Badgers went to the NCAA Tournament every year with four Sweet 16 appearances and back-to-back trips to the Final Four in 2014 and 2015. Wisconsin played for the National Championship in 2015 after going 36-4 and winning both the Big Ten regular season and tournament titles. The Badgers took down No. 1 overall seed Kentucky in the National Semifinal, ending the Wildcats' previously undefeated season.



PARIS' CAREER RECORD, YEAR-BY-YEAR

| SEASON | RECORD | CONFERENCE (FINISH) | POSTSEASON |
|-----------------|----------------|---------------------|------------------------|
| 2017-18 (CHATT) | 10-23 | 3-15 (10th) | - |
| 2018-19 (CHATT) | 12-20 | 7-11 (5th) | - |
| 2019-20 (CHATT) | 20-13 | 10-8 (T-5th) | - |
| 2020-21 (CHATT) | 18-7 | 9-7 (4th) | - |
| 2021-22 (CHATT) | 27-8 | 14-4 (1st) | 0-1 ; NCAA First Round |
| 2022-23 (SC) | 11-21 | 4-14 (12th) | - |
| 2023-24 (SC) | 26-8 | 13-5 (T-2nd) | 0-1 ; NCAA First Round |
| 2024-25 (SC) | 9-3 | 0-0 | - |
| Totals | 133-104 (.561) | 60-64 (.484) | 0-2 (.000) • 2 NCAAAs |


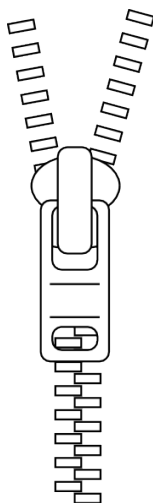

QZ Records in 2024-25 SZN

The quarter-zip has been a featured staple of head coach Lamont Paris' wardrobe since he arrived on campus in late March of 2022. Gamecock fans across the country began to quickly realize through various posts on social media and appearances made by Paris throughout the community how important this article of clothing was to him. His commitment to wearing the 1/4 zip in any and all situations with weather playing zero factor also became very apparent. If it's 95 degrees with 100 percent humidity in the heart of July in famously hot Columbia, the chances of seeing Paris in a 1/4 zip are in the 99th percentile.

The Q-zip, as its affectionally become known by South Carolina fans far and wide, is a popular choice for fall and winter weather. It's versatile and dynamic. It's light and comfortable enough to be worn indoors, but it also is thick and durable enough to layer up when a jacket is too heavy for full comfort. Every quarter-zip is different with different features like zippered pockets for added storage. You have a number of different options to style it by simply just adjusting the zipper height.

A 1/4 zip camera has been added to all home games at CLA in honor of Paris' fashion icon status amongst the Gamecock faithful.

To the right is a breakdown of his record this season in each 1/4 zip he has worn on the sidelines. Zip through it quickly and enjoy.



GAMECOCK SUPERLATIVES UNDER PARIS (FIRST SEASON WAS 2022-23)

Most Field Goals Made

1. 33, George Washington, Dec. 1, 2023
- T2. 32, Arkansas, Mar. 14, 2024
- T2. 32, Mississippi State, Mar. 9, 2024 (OT game)
4. 31, vs. Virginia Tech, Nov. 10, 2023
- T5. 30, #25 Clemson, Dec. 17, 2024
- T5. 30, SC State, Nov. 8, 2024
- T5. 30, vs. Vanderbilt, Feb. 10, 2024

Most Field Goals Attempted

1. 72, at Vanderbilt, Jan. 5, 2023
2. 71, VMI, Nov. 13, 2023
- T3. 68, Winthrop, Dec. 19, 2023
- T3. 68, at Georgia, Jan. 28, 2023
5. 67, SC State, Nov. 8, 2024

Highest Field Goal Percent

1. 56.4 percent (31-55), vs. Virginia Tech, Nov. 10, 2023
- T2. 54.0 percent (27-50), East Carolina, Dec. 7, 2024
- T2. 54.0 percent (27-50), vs. Grand Canyon, Nov. 19, 2023
4. 52.7 percent (29-55), USC Upstate, Nov. 6, 2023
5. 52.5 percent (32-61), Arkansas, Mar. 14, 2024

Lowest Field Goal Percent

1. 25.0 percent (12-48), #8/9 Tennessee, Jan. 7, 2023
2. 28.1 percent (16-57), #12/12 Auburn, Mar. 15, 2024
3. 30.9 percent (17-55), at Alabama, Jan. 9, 2024
4. 31.1 percent (19-61), vs. Colorado State, Nov. 17, 2022
5. 32.3 percent (21-65), at George Washington, Nov. 30, 2022

Most 3-Point Field Goals Made

1. 18, George Washington, Dec. 1, 2023
2. 15, at LSU, Feb. 18, 2023
3. 13, at Georgia, Jan. 28, 2023
- T4. 12, East Carolina, Dec. 7, 2024
- T4. 12, Mercer, Nov. 21, 2024
- T4. 12, USC Upstate, Nov. 6, 2023

Most 3-Point Field Goals Attempted

1. 35, George Washington, Dec. 1, 2023
- T2. 32, vs. Virginia Tech, Nov. 27, 2024
- T2. 32, at LSU, Feb. 18, 2023
- T4. 31, at Georgia, Jan. 28, 2023
- T4. 31, at Georgetown, Dec. 3, 2022

Highest 3-Point Field Goal Percentage (min. 10 attempts)

1. 55.0 (11-20), at Kentucky, Jan. 10, 2023
2. 54.5 (12-22), USC Upstate, Nov. 6, 2023
3. 52.6 (10-19), at Boston College, Dec. 3, 2024
4. 52.2 (12-23), East Carolina, Dec. 7, 2024
5. 51.4 (18-35), George Washington, Dec. 1, 2023

Most Free Throws Made

1. 25, Radford, Dec. 22, 2024
2. 24, #25 Clemson, Dec. 17, 2024
3. 23, #24/24 Florida, Mar. 2, 2024
- T4. 22, Towson, Nov. 12, 2024
- T4. 22, #13/12 Auburn, Feb. 14, 2024
- T4. 22, Florida A&M, Dec. 30, 2023

Most Free Throws Attempted

- T1. 34, #25 Clemson, Dec. 17, 2024
- T1. 34, vs. DePaul, Nov. 17, 2023
3. 32, Georgia, Jan. 16, 2024
- T4. 31, #24/24 Florida, Mar. 2, 2024
- T4. 31, Georgia, March 4, 2023

Highest Free Throw Percentage (min. 10 attempts)

1. 100 percent (12-12), Winthrop, Dec. 19, 2023
2. 94.4 percent (17-18), at LSU, Feb. 18, 2023
3. 93.3 percent (14-15), #8/9 Tennessee, Jan. 7, 2023
4. 92.6 percent (25-27), Radford, Dec. 22, 2024
5. 88.9 percent (16-18), at Missouri, Jan. 13, 2024

Most Offensive Rebounds

1. 21, VMI, Nov. 13, 2023
2. 19, Clemson, Nov. 11, 2022
- T3. 18, SC State, Nov. 8, 2024
- T3. 18, Winthrop, Dec. 19, 2023
- T3. 18, Eastern Michigan, Dec. 30, 2022

Most Defensive Rebounds

1. 38, at Vanderbilt, Jan. 5, 2022
2. 35, USC Upstate, Nov. 6, 2023
3. 34, WKU, Dec. 22, 2022
- T4. 33, SC State, Nov. 8, 2024
- T4. 33, at Florida, Jan. 25, 2023

Most Total Rebounds

- T1. 51, SC State, Nov. 8, 2024
- T1. 51, WKU, Dec. 22, 2022
3. 50, Clemson, Nov. 11, 2022
4. 46, Eastern Michigan, Dec. 30, 2022
- T5. 45, USC Upstate, Nov. 6, 2023
- T5. 45, at Florida, Jan. 25, 2023

Most Personal Fouls

1. 25, at Vanderbilt, Jan. 5, 2022
- T2. 24, Georgia, Jan. 16, 2024
- T2. 24, vs. Grand Canyon, Nov. 19, 2023
- T2. 24, vs. DePaul, Nov. 17, 2023
- T5. 23, at #16/16 Indiana, Nov. 16, 2024
- T5. 23, #16/17 Auburn, Jan. 21, 2023

Most Points

1. 94, Florida A&M, Dec. 30, 2023
2. 93, Mississippi State, Mar. 9, 2024 (OT game)
3. 91, #25 Clemson, Dec. 17, 2024 (OT game)
4. 89, George Washington, Dec. 1, 2023
5. 86, SC State, Nov. 8, 2024

Fewest Points

1. 42, #8/9 Tennessee, Jan. 7, 2023
2. 45, at #11/13 Tennessee, Feb. 25, 2023
3. 47, at Alabama, Jan. 9, 2024
4. 51, Miss. State, Jan. 31, 2023
- T5. 53, Texas A&M, Jan. 14, 2023
- T5. 53, vs. Colorado State, Nov. 17, 2022

Most Assists

1. 25, at Georgia, Feb. 3, 2024
2. 22, at Texas A&M, Feb. 28, 2024
- T3. 21, Vanderbilt, Feb. 10, 2024
- T3. 21, Florida A&M, Dec. 30, 2023
5. 20, at Mississippi State, Mar. 9, 2024

Fewest Turnovers

1. 3, George Washington, Dec. 1, 2023
- T2. 6, Charleston Southern, Dec. 16, 2023
- T2. 6, Presbyterian, Dec. 11, 2022
4. 7, Vanderbilt, Feb. 10, 2024
- T5. 8, USC Upstate, Dec. 14, 2024
- T5. 8, Arkansas, Mar. 14, 2024
- T5. 8, at Mississippi State, Mar. 9, 2024
- T5. 8, vs. #24/24 Florida, Mar. 2, 2024

Most Turnovers

1. 19, Clemson, Nov. 11, 2022
- T2. 18, Miss. State, Jan. 31, 2023
- T2. 18, at Georgia, Jan. 28, 2023
- T2. 18, #8/9 Tennessee, Jan. 7, 2023
- T5. 17, at Alabama, Jan. 9, 2024
- T5. 17, vs. DePaul, Nov. 17, 2023
- T5. 17, vs. Furman, Nov. 20, 2022

Most Blocks

- T1. 8, UNF, Nov. 4, 2024
- T1. 8, Georgia, Jan. 16, 2024
3. 7, vs. Davidson, Nov. 18, 2022
- T4. 6, Radford, Dec. 22, 2024
- T4. 6, SC State, Nov. 8, 2024
- T4. 6, #24/24 Florida, Mar. 2, 2024
- T4. 6, Kentucky, Jan. 23, 2024
- T4. 6, George Washington, Dec. 1, 2023
- T4. 6, Georgia, March 4, 2023

Most Steals

1. 10, #8/9 Tennessee, Jan. 7, 2023
2. 9, vs. ECU, Dec. 17, 2022
- T3. 8, USC Upstate, Dec. 14, 2024
- T3. 8, Mercer, Nov. 21, 2024
- T3. 8, Towson, Nov. 12, 2024
- T3. 8, #24/24 Florida, Mar. 2, 2024
- T3. 8, Missouri, Jan. 27, 2024
- T3. 8, at Alabama, Jan. 9, 2024
- T3. 8, vs. Virginia Tech, Nov. 10, 2023
- T3. 8, Miss. State, Jan. 31, 2023

Most Points By Opponent

1. 101, #13/12 Auburn, Feb. 14, 2024
2. 94, Texas A&M, Jan. 14, 2023
3. 89, Mississippi State, Mar. 9, 2024 (OT game)
4. 88, #25 Clemson, Dec. 17, 2024 (OT game)
- T5. 87, at #16/16 Indiana, Nov. 16, 2024
- T5. 87, Oregon, Mar. 21, 2024

Fewest Points By Opponent

1. 43, Elon, Dec. 22, 2023
2. 48, Radford, Dec. 22, 2024
3. 51, at Boston College, Dec. 3, 2024
- T4. 53, USC Upstate, Dec. 14, 2024
- T4. 53, Notre Dame, Nov. 28, 2023
- T4. 53, USC Upstate, Nov. 25, 2022

Most Field Goals Made By Opponent

- T1. 36, at #13/12 Auburn, Feb. 14, 2024
- T1. 36, at #11/13 Tennessee, Feb. 25, 2023
- T3. 35, #8/9 Tennessee, Jan. 7, 2023
- T3. 35, Colorado State, Nov. 17, 2022
- T5. 34, #12/12 Auburn, Mar. 15, 2024
- T5. 34, Texas A&M, Jan. 14, 2023

Fewest Field Goals Made By Opponent

- T1. 16, Towson, Nov. 12, 2024
- T1. 16, Elon, Dec. 22, 2023
- T1. 16, Winthrop, Dec. 19, 2023
4. 17, Notre Dame, Nov. 28, 2023
5. 18, Ole Miss, Feb. 24, 2024

Highest Opponent Field Goal Percent By Opponent

1. 61.0 (36-59), at #13/12 Auburn, Feb. 14, 2024
2. 59.6 (28-47), vs. Oregon, Mar. 21, 2024
3. 58.3 (35-60), Colorado State, Nov. 17, 2022
4. 58.1 (36-62), at #11/13 Tennessee, Feb. 25, 2023
5. 54.8 (34-62), Texas A&M, Jan. 14, 2023

Lowest Opponent Field Goal Percent By Opponent

1. 29.6% (16-54), Towson, Nov. 12, 2024
2. 32.0% (16-50), Elon, Dec. 22, 2023
3. 32.7% (17-52), Notre Dame, Nov. 28, 2023
- T4. 33.3% (19-57), at Boston College, Dec. 3, 2024
- T4. 33.3% (18-54), Ole Miss, Feb. 24, 2024

Most Rebounds By Opponent

- T1. 48, Vanderbilt, Feb. 14, 2023
- T1. 48, Texas A&M, Jan. 14, 2023
- T1. 48, #8/9 Tennessee, Jan. 7, 2023
4. 45, vs. Georgia, Jan. 16, 2024
5. 44, at Vanderbilt, Jan. 5, 2023


Fewest Rebounds By Opponent

1. 23, vs. Virginia Tech, Nov. 10, 2023
2. 24, Radford, Dec. 22, 2024
- T3. 25, Georgia, March 4, 2023
- T3. 25, Presbyterian, Dec. 11, 2022
- T5. 26, Arkansas, Mar. 14, 2024
- T5. 26, Vanderbilt, Feb. 10, 2024
- T5. 26, Miss. State, Jan. 6, 2024

Most Turnovers By Opponent

- T1. 16, VMI, Nov. 13, 2023
- T1. 16, Miss. State, Jan. 31, 2023
- T3. 15, USC Upstate, Dec. 14, 2024
- T3. 15, at Alabama, Jan. 9, 2024
- T3. 15, Elon, Dec. 22, 2023

GAMECOCK BASKETBALL ASSISTANT COACHES & SUPPORT STAFF



> **Tanner Bronson, Assistant Coach (Wisconsin, '08)**

- Served in same capacity at Chattanooga for five seasons (2017-22) under Paris ; third season at South Carolina
- Was assistant at St. Louis (2012-16) prior to joining the Mocs ; team won 103 games in his five seasons there and made three NCAA appearances, winning a game each time
- Went from manager, to walk-on to scholarship player at Wisconsin under Bo Ryan ; was on four NCAA teams (Elite Eight in '05' and Sweet Sixteen in '08')




> **Will Bailey, Assistant Coach (UAB, '97)**

- Third season with the Gamecocks and first under Paris ; was an assistant under Frank Martin from 2020-22 at South Carolina
- Chicago native who most recently worked as assistant at Loyola University Chicago in 2023-24
- Had two different stints under Travis Ford at St. Louis as an assistant coach, first for four seasons from 2016-19 and then for one season in 2022-23 ; was an assistant at La Salle for six seasons and was on staff for the Explorers' 2013 Sweet 16 squad



> **Eddie Shannon, Assistant Coach (Florida, '99)**

- Third season at Carolina ; spent three seasons at Chattanooga (2019-22) under Paris ; also was assistant at Canisius (2017-19)
- Played professionally overseas for 10 seasons with stops in Italy, France, Russia, Sweden, Croatia, Latvia, Greece, Australia, and Cyprus
- Four-year starter at Florida (1995-99), helping usher in the Billy Donovan era in Gainesville ; scored 1,168 career points and left as the career leader in steals (204) ; only player in school history with 200+ steals and he was also second in assists (493)



> **David McKinley, Assistant Coach (Ohio, '13)**

- Third season at Carolina ; was on Paris' staff at Chattanooga for five seasons (2017-22) in variety of roles
- Served as Director of Player Development in first season at Carolina (2022-23) ; was assistant coach for the Mocs for three seasons (2019-22)
- Played collegiately at Ohio University where he was a four-year letterwinner from 2010-13 ; team captain his last two years and member of Bobcat team that won school record 29 games and advanced to the Sweet Sixteen



> **Colby Arendale, Director of Operations (Chattanooga, '18)**

- Third season at Carolina ; served in the same capacity at Chattanooga under Paris for the three seasons (2019-22)
- Was a student manager in 2017-18 and then a graduate manager for the Mocs from 2018-19
- Recently completed his MBA




> **Carey Rich, Special Assistant to the Head Coach (South Carolina, '95)**

- First official hire of the Paris era at South Carolina ; enters his third season with the team
- Served seven years as superintendent with the City of Columbia's Parks and Recreation Department
- Played one season at Western Carolina before returning home to finish his career with the Gamecocks (1993-95) ; scored 784 career points in Garnet & Black and dished out 340 assists in 79 games ; his 4.30 assists per game average is sixth all-time at Carolina



> **Roman DiPasquale, Director of Video Services (Wisconsin, '11)**

- Third season at South Carolina ; was on the Chattanooga staff all five seasons (2017-22) under Paris serving in a variety of roles
- Worked as the video coordinator at Stanford (2014-16)
- Also has stints in the NBA with Portland (2013-14) and Philadelphia (2011-12) ; was a student manager at Wisconsin



> **Scott Greenawalt, Strength & Conditioning Coach (Muskingum College, '98)**

- Enters his 13th season with men's basketball program in 2024-25 ; worked with men's and women's basketball at Kansas State from 2006-12 before coming to South Carolina with head coach Frank Martin
- Was a part of the staff for the best season in school history which culminated with a trip to the 2017 Final Four
- Worked at Cincinnati for eight years prior to his time in Manhattan ; was an all-conference linebacker in in for Muskingum College



Mark Rodger
Athletic Trainer



Dom Campo
Graduate Assistant



Tada Stricklen
Graduate Assistant



Michael DeBates
Assistant AD
Communications & PR



Sam Straker
Creative Media Producer



Jeremy Ford
Sports Dietician



Tyson Lusk
Sport Admin



Charles Waddell
Secondary Sport Admin



COLONIAL LIFE ARENA (TEAM'S THREE SELLOUTS LAST SEASON TIED 15-16 FOR MOST IN CLA HISTORY) HOME OF GAMECOCK BASKETBALL SINCE 2002 • COLONIAL LIFE ARENA RECORD: 251-118 (.680)

FUN FACTS ABOUT COLONIAL LIFE ARENA

- > **16,880** cubic yards of earth moved, which is enough to fill 222 swimming pools
- > **3,848** tons of steel, which would weigh equal to 96,200 quarters, which would equal \$24,050
- > **125** miles of cable, which would stretch between Columbia and Folly Beach
- > **1,872** tons of cooling, which would cool an average of 12 grocery stores
- > **205,384** bricks and **60,137** concrete blocks, which would stretch the entire length of Lake Murray (41 miles)
- > **8,750** gallons of paint, which would paint approximately 115 average Columbia 2-story houses
- > **4,781** square yards of carpet, which would carpet approximately the field at Williams-Brice Stadium
- > **443** people working on building the arena at a given time, which would staff 44 fast food restaurants
- > **1,158,000** man-hours to complete Colonial Life Arena, which would equal two working hours from each person living in the Columbia Metro area



CHRIS SILVA THROWS IN A SILVA SLAM FOR TWO OF HIS 27 POINTS THAT LED THE GAMECOCKS TO VICTORY VS. NO. 18 KENTUCKY, 76-68, ON JAN. 16, 2018. CAROLINA TRAILED BY AS MANY AS 14 POINTS IN THE SECOND HALF.

KEY ARENA DATES/ MEMORABLE MOMENTS

- > **April 2001** - Construction begins
- > **Nov. 24, 2002** - Carolina defeats ETSU, 71-66, in its first contest in the building
- > **Jan. 8, 2003** - The Gamecocks post a 55-49 win in the first SEC contest at the building over Ole Miss.
- > **March 15, 2006** - Carolina defeats Western Kentucky, 74-55, in the first round of the Postseason NIT. The Gamecocks would go on to win their second straight NIT Championship later that month.
- > **Jan. 21, 2009** - Zam Fredrick scores on a last second lay-in to propel the Gamecocks past Florida, 70-69, at the buzzer. Carolina would go on to capture the 2009 SEC Eastern Division Co-Championship.
- > **Jan. 26, 2010** - Led by heralded senior Devan Downey, Carolina posted its first win over a No. 1 ranked opponent (AP poll) in school history when it defeated top-ranked Kentucky, 68-62.
- > **Feb. 7, 2017** - The Gamecocks would battle Alabama into a four-overtime contest, with the Crimson Tide eventually closing the 90-86 win. Senior guard Sindarius Thornwell scored 44 points and pulled down 21 rebounds in the game. Carolina would go on to its first Final Four in program history later that season.
- > **Nov. 15, 2019** - Carolina captures its 200th victory at Colonial Life Arena with a 90-63 win over Cleveland State.
- > **Jan. 23, 2024** - The Gamecocks dominated No. 6/6 Kentucky, 79-62. It was the program's highest margin of victory ever over a top-10 team ever.



DEVAN DOWNEY VS. KENTUCKY, JAN. 26, 2010 - HE SCORED 30 POINTS AS CAROLINA BEAT THE TOP-RANKED WILDCATS, 68-62.



TA'LON COOPER TIED A CAREER-HIGH WITH 20 POINTS IN A 79-62 ROUT OVER NO. 6/6 KENTUCKY ON JAN. 23, 2010. CAROLINA HELD THE NATION'S BEST SCORING OFFENSE TO A SEASON-LOW IN POINTS.

2024-25 GAMECOCK SUPERLATIVES

GAMECOCKS'

24-25 RECORD WHEN ...

| | |
|--|-----|
| At home | 7-1 |
| On the road | 1-1 |
| At neutral sites | 1-1 |
| In overtime | 1-0 |
| vs. Top 25 team | 1-2 |
| vs. Top 10 team | - |
| vs. Top 5 team | - |
| Leading at half | 7-2 |
| Trailing at half | 2-1 |
| Tied at half | - |
| Shooting 50% or better | 3-0 |
| Shooting between 39-49.9% | 6-2 |
| Shooting less than 39% | 0-1 |
| Opp. shooting 50% or better | 0-1 |
| Opp. shooting between 40-49.9% | 3-2 |
| Opp. shooting less than 40% | 6-0 |
| Shooting better than opp. | 9-1 |
| Shooting worse then/equal to opp. | 0-2 |
| Starters out-score opp. starter | 8-0 |
| Opp. starters score/equal more | 1-3 |
| Bench out-scores opp. bench | 5-2 |
| Opp. bench scores/equals more | 4-1 |
| Having more FTs than opp. | 8-2 |
| Having equal/less FTs than opp. | 1-1 |
| Have more TOs than opp. | 7-2 |
| Having equal/less TOs than opp. | 3-0 |
| Having more rebounds than opp. | 9-0 |
| Having equal/less rebounds than opp. | 0-3 |
| Making 6 or more 3FGs | 8-1 |
| Having 15 or more assists | 5-1 |
| Score more points in paint than opp. | 4-1 |
| Scoring equal/less points in paint than opp. | 5-2 |
| Scoring more points off TOs than opp. | 6-1 |
| Scoring equal/less points off TOs than opp. | 3-2 |
| Scoring more 2nd-chance points than opp. | 7-1 |
| Scoring equal/less 2nd-chance points than opp. | 2-2 |
| Scoring more fast break points than opp. | 3-1 |
| Scoring equal/less fast break points than opp. | 6-2 |
| Wearing White uniforms | 6-2 |
| Wearing Garnet uniforms | - |
| Wearing Black uniforms | 2-1 |
| Wearing Throwback White uniforms | 2-0 |
| Playing on live TV/live broadcast | 9-3 |
| Playing in November | 4-3 |
| Playing in December | 5-0 |
| Playing in January | - |
| Playing in February | - |
| Playing in March | - |
| Playing a day-game | 3-1 |
| Playing a night-game | 6-2 |
| Playing on a Monday | 0-2 |
| Playing on a Tuesday | 3-0 |
| Playing on a Wednesday | 1-0 |
| Playing on a Thursday | 1-0 |
| Playing on a Friday | 1-0 |
| Playing on a Saturday | 2-1 |
| Playing on a Sunday | 1-0 |
| Scoring margin is 5 points or less | 1-1 |
| Margin is between 6-10 | 2-1 |
| Margin is between 11-20 | 2-1 |
| Margin is more than 20 | 4-0 |
| Scoring 59 points or less | - |
| Scoring 60-69 points | 0-1 |
| Scoring 70-79 points | 5-2 |
| Scoring 80-89 points | 3-0 |
| Scoring 90-99 points | 1-0 |
| Scoring 100+ points | - |

MISCELLANEOUS

| | |
|----------------------|----|
| Current streak | W6 |
| Home court streak | W7 |
| Away streak | W1 |
| Neutral court streak | W1 |

| Scoring Leaders | '24-25 | Career |
|----------------------|--------|--------|
| Collin Murray-Boyles | 6 | 11 |
| Myles Stute | | 2* |
| Jamarii Thomas | 3 | 3* |
| Nick Pringle | 1 | 1* |
| Morris Ugusuk | 1 | 1 |
| Jacobi Wright | 1 | 1 |
| Zachary Davis | | 1 |

| Rebounding Leaders | '24-25 | Career |
|--------------------------|--------|--------|
| Collin Murray-Boyles | 9 | 20 |
| Nick Pringle | 5 | 5* |
| Zachary Davis | | 3 |
| Myles Stute | | 3* |
| Benjamin Bosmans-Verdonk | | 2* |
| Jamarii Thomas | 1 | 1* |

| Assists Leaders | '24-25 | Career |
|--------------------------|--------|--------|
| Jacobi Wright | 3 | 25 |
| Zachary Davis | 3 | 8 |
| Collin Murray-Boyles | 3 | 6 |
| Jamarii Thomas | 5 | 5* |
| Benjamin Bosmans-Verdonk | | 3* |
| Morris Ugusuk | | 2 |
| Nick Pringle | 1 | 1* |
| Myles Stute | | 1* |

| Blocks Leaders | '24-25 | Career |
|--------------------------|--------|--------|
| Collin Murray-Boyles | 7 | 17 |
| Benjamin Bosmans-Verdonk | | 7* |
| Zachary Davis | | 8 |
| Nick Pringle | 4 | 4* |
| Morris Ugusuk | | 3 |
| Jacobi Wright | 1 | 3 |
| Myles Stute | 2 | 2* |

| Steals Leaders | '24-25 | Career |
|--------------------------|--------|--------|
| Zachary Davis | 2 | 20 |
| Collin Murray-Boyles | 6 | 18 |
| Jacobi Wright | 1 | 13 |
| Benjamin Bosmans-Verdonk | | 4* |
| Myles Stute | 3 | 7* |
| Jamarii Thomas | 6 | 6* |
| Morris Ugusuk | | 2 |

| Double-Figure Scoring | '24-25 | Career |
|--------------------------|--------|--------|
| Jamarii Thomas | 9 | 51 |
| Myles Stute | 2 | 45 |
| Jacobi Wright | 6 | 25 |
| Nick Pringle | 6 | 25 |
| Collin Murray-Boyles | 11 | 24 |
| Zachary Davis | 5 | 12 |
| Morris Ugusuk | 2 | 4 |
| Jordan Butler | | 1 |
| Benjamin Bosmans-Verdonk | | 1 |

| 20+ points | '24-25 | Career |
|----------------------|--------|--------|
| Jamarii Thomas | 1 | 12 |
| Myles Stute | | 5 |
| Collin Murray-Boyles | 3 | 5 |
| Jacobi Wright | 1 | 1 |

| 30+ points | '24-25 | Career |
|----------------------|--------|--------|
| Collin Murray-Boyles | | 1 |
| Jamarii Thomas | | 1 |

| Double-Figure Rebounding | '24-25 | Career |
|--------------------------|--------|--------|
| Nick Pringle | 2 | 9 |
| Collin Murray-Boyles | 4 | 7 |
| Myles Stute | | 1 |

| 5+ assists | '24-25 | Career |
|--------------------------|--------|--------|
| Jamarii Thomas | 3 | 19 |
| Jacobi Wright | 3 | 5 |
| Collin Murray-Boyles | | 2 |
| Morris Ugusuk | | 1 |
| Benjamin Bosmans-Verdonk | | 1 |

| 3+ steals | '24-25 | Career |
|----------------------|--------|--------|
| Jamarii Thomas | 2 | 18 |
| Zachary Davis | | 3 |
| Myles Stute | | 2 |
| Collin Murray-Boyles | 2 | 6 |

Miscellaneous

| Largest Halftime Lead |
|--|
| SC 17, Towson (11/12) & at BC (12/3) |
| Opp 11, at #16/16 IU, Nov. 16, 2024 |
| Smallest Halftime Lead |
| SC 4, Mercer, Nov. 21, 2024 |
| Opp 5, ECU, Dec. 7, 2024 |
| Fewest Points In First Half |
| SC 27, ECU, Dec. 7, 2024 |
| Opp 19, at Boston College, Dec. 3, 2024 |
| Most Points In First Half |
| SC 43, Towson, Nov. 12, 2024 |
| Opp 43, at #16/16 IU, Nov. 16, 2024 |
| Fewest Points In Second Half |
| SC 32, vs. #22/22 Xavier, Nov. 25, 2024 |
| Opp 12, Radford, Dec. 22, 2024 |
| Most Points In Second Half |
| SC 48, Mercer, Nov. 21, 2024 |
| & ECU, Dec. 7, 2024 |
| Opp 54, #25/RV Clemson, Dec. 17, 2024 |
| Most Points in Overtime |
| SC 11, #25/RV Clemson, Dec. 17, 2024 |
| Opp 8, #25/RV Clemson, Dec. 17, 2024 |
| Largest Margin of Victory |
| SC 26, Towson (11/12) & Radford (12/22), Nov. 12, 2024 |
| Opp 16, at #16/16 IU, Nov. 16, 2024 |
| Smallest Margin of Victory |
| SC 3, #25/RV Clemson, Dec. 17, 2024 |
| Opp 3, North Florida, Nov. 4, 2024 |

| 2+ blocks | '24-25 | Career |
|----------------------|--------|--------|
| Collin Murray-Boyles | 6 | 13 |
| Nick Pringle | 2 | 11 |
| Jordan Butler | | 9 |
| Myles Stute | 1 | 2 |
| Zachary Davis | | 1 |

| Double-Doubles | '24-25 | Career |
|----------------------|--------|--------|
| Nick Pringle | | 6 |
| Collin Murray-Boyles | 4 | 6 |
| Myles Stute | | 1 |

| Dunks | '24-25 | Career |
|--------------------------|--------|--------|
| Collin Murray-Boyles | 8 | 29 |
| Zachary Davis | 6 | 20 |
| Nick Pringle | 10 | 10* |
| Benjamin-Bosmans Verdonk | | 4* |
| Myles Stute | | 2* |
| Jamarii Thomas | 2 | 2* |
| Cam Scott | 2 | 2 |
| Morris Ugusuk | | 1 |

- tied for team lead also included

- * indicates at Carolina ONLY

2024-25 GAME-BY-GAME

| | Date | Result | FG-A | Pct | 3FG-A | Pct | FT-A | Pct | O-D-Total | PF | Pts | A | TO | Blk | Stl | Min | Half |
|--------------------------------------|----------|---------------|-------|-------|-------|-------|-------|-------|-----------|----|-----|----|----|-----|-----|-----|------|
| North Florida at South Carolina | 11/4/24 | L, 71-74 | 29-69 | 42.0% | 10-29 | 34.5% | 6-13 | 46.2% | 15-28-43 | 20 | 74 | 10 | 9 | 4 | 6 | 200 | 31 |
| SC State at South Carolina | 11/8/24 | W, 86-64 | 26-56 | 46.4% | 5-16 | 31.3% | 14-25 | 56.0% | 9-28-37 | 14 | 71 | 15 | 10 | 8 | 5 | 200 | 36 |
| Towson at South Carolina | 11/12/24 | W, 80-54 | 24-67 | 35.8% | 3-16 | 18.8% | 13-24 | 54.2% | 16-20-36 | 23 | 64 | 13 | 10 | 5 | 12 | 200 | 25 |
| South Carolina at #16/16 Indiana | 11/16/24 | L, 71-87 | 30-64 | 46.9% | 8-27 | 29.6% | 18-25 | 72.0% | 18-33-51 | 18 | 86 | 17 | 13 | 6 | 5 | 200 | 41 |
| Mercer at South Carolina | 11/21/24 | W, 84-72 | 16-54 | 29.6% | 5-25 | 20.0% | 17-29 | 58.6% | 15-16-31 | 26 | 54 | 5 | 14 | 3 | 11 | 200 | 26 |
| & - South Carolina vs. #22/22 Xavier | 11/25/24 | L, 66-75 | 26-52 | 50.0% | 6-21 | 28.6% | 22-30 | 73.3% | 10-29-39 | 21 | 80 | 18 | 15 | 1 | 8 | 200 | 43 |
| & - South Carolina vs. Virginia Tech | 11/27/24 | W, 70-60 | 24-63 | 38.1% | 8-29 | 27.6% | 15-23 | 65.2% | 13-21-34 | 23 | 71 | 12 | 12 | 1 | 4 | 200 | 32 |
| ^ - South Carolina at Boston College | 12/3/24 | W, 73-51 | 26-51 | 51.0% | 8-17 | 47.1% | 27-33 | 81.8% | 7-27-34 | 21 | 87 | 12 | 11 | 7 | 7 | 200 | 43 |
| East Carolina at South Carolina | 12/7/24 | W, 75-68 | 26-57 | 45.6% | 12-26 | 46.2% | 8-9 | 88.9% | 6-24-30 | 24 | 72 | 16 | 12 | 2 | 7 | 200 | 32 |
| USC Upstate at South Carolina | 12/14/24 | W, 73-53 | 27-55 | 49.1% | 12-27 | 44.4% | 18-29 | 62.1% | 8-25-33 | 12 | 84 | 13 | 9 | 2 | 8 | 200 | 36 |
| #25/RV Clemson at South Carolina | 12/17/24 | W, 91-88 (OT) | 23-54 | 42.6% | 4-17 | 23.5% | 16-20 | 80.0% | 4-27-31 | 18 | 66 | 8 | 12 | 4 | 4 | 200 | 34 |
| Radford at South Carolina | 12/22/24 | W, 74-48 | 28-63 | 44.4% | 4-18 | 22.2% | 15-21 | 71.4% | 12-29-41 | 15 | 75 | 10 | 10 | 4 | 8 | 200 | 29 |
| Presbyterian at South Carolina | 12/30/24 | | 23-52 | 44.2% | 11-32 | 34.4% | 13-21 | 61.9% | 9-28-37 | 12 | 70 | 13 | 10 | 3 | 2 | 200 | 33 |
| South Carolina at Mississippi State | 1/4/25 | | 23-59 | 39.0% | 8-18 | 44.4% | 6-9 | 66.7% | 9-26-35 | 20 | 60 | 10 | 9 | 2 | 5 | 200 | 25 |
| Alabama at South Carolina | 1/8/25 | | 23-50 | 46.0% | 10-19 | 52.6% | 17-25 | 68.0% | 6-31-37 | 18 | 73 | 16 | 10 | 1 | 3 | 200 | 36 |
| Auburn at South Carolina | 1/11/25 | | 19-57 | 33.3% | 2-16 | 12.5% | 11-18 | 61.1% | 11-24-35 | 21 | 51 | 11 | 11 | 5 | 4 | 200 | 19 |
| South Carolina at Vanderbilt | 1/15/25 | | 27-55 | 49.1% | 4-14 | 28.6% | 10-14 | 71.4% | 9-18-27 | 15 | 68 | 9 | 6 | 3 | 7 | 200 | 32 |
| South Carolina at Oklahoma | 1/18/25 | | 27-50 | 54.0% | 12-23 | 52.2% | 9-17 | 52.9% | 8-22-30 | 12 | 75 | 19 | 10 | 1 | 3 | 200 | 27 |
| Florida at South Carolina | 1/22/25 | | 23-61 | 37.7% | 1-10 | 10.0% | 6-11 | 54.5% | 13-25-38 | 19 | 53 | 8 | 15 | 4 | 8 | 200 | 28 |
| Mississippi State at South Carolina | 1/25/25 | | 25-59 | 42.4% | 5-19 | 26.3% | 18-25 | 72.0% | 11-29-40 | 10 | 73 | 14 | 8 | 5 | 8 | 200 | 35 |
| South Carolina at Georgia | 1/28/25 | | 30-64 | 46.9% | 9-21 | 42.9% | 19-21 | 90.5% | 8-20-28 | 23 | 88 | 13 | 10 | 2 | 4 | 205 | 26 |
| Texas A&M at South Carolina | 2/1/25 | | 30-58 | 51.7% | 7-17 | 41.2% | 24-34 | 70.6% | 11-24-35 | 21 | 91 | 16 | 12 | 4 | 4 | 205 | 34 |
| South Carolina at Kentucky | 2/8/25 | | 19-55 | 34.5% | 2-12 | 16.7% | 8-13 | 61.5% | 6-18-24 | 21 | 48 | 19 | 8 | 3 | 7 | 200 | 36 |
| Ole Miss at South Carolina | 2/12/25 | | 20-51 | 39.2% | 9-30 | 30.0% | 25-27 | 92.6% | 11-31-42 | 13 | 74 | 12 | 12 | 6 | 3 | 200 | 30 |
| South Carolina at Florida | 2/15/25 | | | | | | | | | | | | | | | | |
| South Carolina at LSU | 2/18/25 | | | | | | | | | | | | | | | | |
| Texas at South Carolina | 2/22/25 | | | | | | | | | | | | | | | | |
| South Carolina at Missouri | 2/25/25 | | | | | | | | | | | | | | | | |
| Arkansas at South Carolina | 3/1/25 | | | | | | | | | | | | | | | | |
| Georgia at South Carolina | 3/4/25 | | | | | | | | | | | | | | | | |
| South Carolina at Tennessee | 3/8/25 | | | | | | | | | | | | | | | | |

BOLD - home game | & - Fort Myers Tip-Off (Fort Myers, Fla.) | ^ - SEC/ACC Challenge (Chestnut Hill, Mass.) | * - indicates SEC contest




2024-25 SOUTH CAROLINA BASKETBALL


OVERALL: 9-3 // SEC: 0-0 // HOME: 7-1 // AWAY: 1-1 // NEUTRAL: 1-1

| DATE | OPP. | W/L | SCORE | RECORD | POINTS | REBOUNDS | ASSISTS | BLOCKS | STEALS | ATTENDANCE |
|----------|-----------------------|-----|------------|--------|--------------|------------------|----------------|--------------------|----------------|------------|
| 11/4/24 | North Florida | L | 74-71 | 0-1 | CMB (15) | Pringle (9) | Wright (6) | CMB (4) | CMB/Thomas (2) | 12,388 |
| 11/8/24 | SC State | W | 86-64 | 1-1 | Wright (20) | CMB (16) | CMB/Davis (4) | Stute (3) | Thomas (2) | 12,205 |
| 11/12/24 | Towson | W | 80-54 | 2-1 | CMB (27) | CMB/Pringle (9) | Thomas (5) | Pringle (1) | Thomas (2) | 11,577 |
| 11/16/24 | at #16/16 Indiana | L | 71-87 | 2-2 | Ugusuk (18) | Pringle (11) | Thomas (4) | Pringle (1) | Stute (2) | 17,222 |
| 11/21/24 | Mercer | W | 84-72 | 3-2 | Thomas (19) | CMB (9) | Wright (5) | Pringle/Wright (1) | Thomas (3) | 11,054 |
| 11/25/24 | #22/22 Xavier - & | L | 66-75 | 3-3 | CMB (13) | CMB/Thomas (6) | Three tied (2) | CMB (3) | CMB/Davis (2) | 3,500 |
| 11/27/24 | Virginia Tech- & | W | 70-60 | 4-3 | CMB (16) | CMB (8) | Davis (3) | CMB (2) | CMB (3) | 3,500 |
| 12/3/24 | at Boston College - ^ | W | 73-51 | 5-3 | CMB (16) | CMB (14) | Thomas (5) | Stute (1) | Three tied (1) | 4,607 |
| 12/7/24 | East Carolina | W | 75-68 | 6-3 | Thomas (22) | CMB/Pringle (10) | Thomas (7) | CMB (1) | Stute (1) | 10,997 |
| 12/14/24 | USC Upstate | W | 73-53 | 7-3 | Pringle (19) | CMB (11) | Wright (6) | CMB/Pringle (2) | CMB (3) | 11,092 |
| 12/17/24 | #25/RV Clemson | W | 91-88 (OT) | 8-3 | CMB (22) | CMB (9) | CMB (4) | CMB (2) | Thomas (3) | 12,780 |
| 12/22/24 | Radford | W | 74-48 | 9-3 | Thomas (18) | Pringle (8) | Pringle (4) | CMB (4) | Three tied (1) | 10,831 |
| 12/30/24 | Presbyterian | | | | | | | | | |


& - Fort Myers Tip-Off (Fort Myers, Fla.) | ^ - SEC/ACC Challenge (Chestnut, Hill, Mass.) | * - indicates SEC contest | home games in



71




74




74


GAME 1 vs. North Florida
Columbia, S.C.
Colonial Life Arena
Nov. 4, 2024
Gamecocks unable to close
down stretch in opener



86




64




64


GAME 2 vs. SC State
Columbia, S.C.
Colonial Life Arena
Nov. 8, 2024
Wright scores career-high 20 in
first win of season



80



54



54

GAME 3 vs. Towson
Columbia, S.C.
Colonial Life Arena
Nov. 12, 2024
Murray-Boyles/Pringle dominate
inside to lead Gamecocks in rout

COLUMBIA, S.C. (AP) — Jaylen Smith scored 14 of his 16 points in the second half and North Florida rallied for a 74-71 victory over South Carolina in a season opener on Monday night.

North Florida trailed 36-31 at halftime and by five at 64-59 with 4:07 left to play after a layup by South Carolina's Jacobi Wright. But Smith made two free throws, Kamrin Oriol and Jasai Miles hit 3-pointers, and Smith followed with a layup to cap a 10-2 run and put the Ospreys up 69-66 with 42 seconds to go.

Nate Lliteras hit both ends of a 1-and-1 and Smith added a three-point play with 9 seconds remaining to help North Florida hold on for the victory.

Liam Murphy hit four 3-pointers and scored 14 off the bench, adding six rebounds for the Ospreys. Lliteras finished with 13 points and five boards. Miles totaled 11 points and nine rebounds. Oriol scored nine on 3-for-7 shooting from beyond the arc.

Preseason All-Southeastern Conference selection Collin Murray-Boyles had 17 points and seven rebounds for the Gamecocks. Zachary Davis, Jamarii Thomas and Wright, a reserve, all scored 12. Freshman Cam Scott, a homegrown product and two-time Gatorade Player of the Year in the state, debuted with six points and four rebounds in 21 minutes.

The only other time North Florida opened its season against South Carolina was in 2014. The Ospreys lost 81-56 but went on to win the Atlantic Sun Conference championship.

South Carolina head coach Lamont Paris, the reigning SEC Coach of the Year, falls to 2-1 in season openers with the Gamecocks.

COLUMBIA, S.C. (AP) — Jacobi Wright hit four 3-pointers and scored 20, Collin Murray-Boyles finished with 19 points and a career-high 16 rebounds, and South Carolina cruised to an 86-64 victory over South Carolina State on Friday night.

Wright made seven of his 10 shots from the floor, including 4 of 7 from beyond the arc, for South Carolina (1-1). Murray-Boyles hit 7 of 8 shots and 4 of 5 from the free-throw line, adding four assists. It was the sophomore's first double-double after collecting two — in back-to-back games — last season.

Jamarii Thomas scored 14 on 5-for-8 shooting for the Gamecocks. Zachary Davis pitched in with 10 points, six rebounds and four assists.

Michael Teal had 11 points to lead South Carolina State (1-1). Wilson Dubinsky had 10 points off the bench.

Davis hit a jumper to cap a 7-0 run to begin the game and South Carolina never looked back. Murray-Boyles had 12 points and eight rebounds by halftime to help the Gamecocks take a 41-25 lead into the locker room.

The Bulldogs trimmed their deficit to 11 three minutes into the second half but got no closer.

The Gamecocks are 23-0 in the series. The last time the two schools squared off was in the opener of the 2022-23 season. The Gamecocks held off the Bulldogs 79-77 in head coach Lamont Paris' coaching debut at South Carolina.

COLUMBIA, S.C. (AP) — Collin Murray-Boyles scored 27 points, was a rebound shy of a double-double and led South Carolina to an 80-54 win over Towson on Tuesday night.

Murray-Boyles shot 9-of-12 from the floor and 9 of 10 from the line in leading the Gamecocks (2-1), who shot 50%. Jacobi Wright followed up a career high of 20 points against South Carolina State with 16 against the Tigers (1-2). Nick Pringle added 15 points and nine rebounds.

Nendah Tarke scored 12 points, Tyler Tejada 11 and Christian May 10 for Towson, which shot 30%.

South Carolina outscored Towson 12-3 to start the game with six points from Murray-Boyles and led thereafter, shooting 63% in the first half with 10 points each from Murray-Boyles and Pringle. The Gamecocks led 43-26 following a 15-8 run to end the half.

The Tigers didn't get closer than 16 in the second half. Arden Conyers' 3-pointer to finish the scoring gave the Gamecocks a 26-point winning margin, their largest lead of the game.


Both teams were in the mid-teens for turnovers but South Carolina led 19-9 in points off miscues.

GAME 1


GAME 2

GAME 3

| Official Basketball Box Score - Final | | | | | | | | | | | | | | | | | | | | |
|--|-------|-------|-------|-------|----------|-------|-------|-------|----|-------|--------|-------|----|-------|--|--|--|--|--|--|
| North Florida at South Carolina | | | | | | | | | | | | | | | | | | | | |
| 11/04/24 Colonial Life Arena, Columbia | | | | | | | | | | | | | | | | | | | | |
| 2024-25 South Carolina Men's Basketball | | | | | | | | | | | | | | | | | | | | |
| Game Time: 1:00 PM | | | | | | | | | | | | | | | | | | | | |
| Game Duration: 2:08 | | | | | | | | | | | | | | | | | | | | |
| Attendance: 12,338 | | | | | | | | | | | | | | | | | | | | |
| Officials: Orlando Potts, Anthony Jordan, Jusus News | | | | | | | | | | | | | | | | | | | | |
| North Florida - 74 | | | | | | | | | | | | | | | | | | | | |
| Record: 1-0 | | | | | | | | | | | | | | | | | | | | |
| NO. Name | Min | FG | 3P | FT | Rebounds | Fouls | TP | AS | TO | ST | Blocks | BS | BA | + | | | | | | |
| 1 Jaylen Smith | 25:00 | 11-13 | 0-0 | 1-2 | 4 | 0 | 4 | 0 | 3 | 2 | 1 | 1 | 2 | 6 | | | | | | |
| 2 Nate Lliteras | 29:23 | 5-11 | 1-3 | 0-0 | 4 | 5 | 9 | 1 | 1 | 1 | 1 | 1 | 2 | 6 | | | | | | |
| 3 Jaylen Smith | 32:10 | 5-11 | 1-2 | 2-2 | 3 | 5 | 2 | 1 | 13 | 0 | 0 | 0 | 1 | 2 | | | | | | |
| 4 Jaylen Smith | 32:40 | 6-13 | 1-6 | 3-4 | 1 | 0 | 1 | 2 | 5 | 16 | 3 | 0 | 0 | 1 | | | | | | |
| 5 Oscar Berry | 32:18 | 0-3 | 0-2 | 0-0 | 1 | 1 | 2 | 3 | 0 | 0 | 0 | 0 | 0 | 4 | | | | | | |
| 7 Liam Murphy | 19:50 | 5-9 | 4-8 | 0-0 | 2 | 4 | 6 | 3 | 1 | 14 | 2 | 0 | 1 | 0 | | | | | | |
| 11 Kamrin Oriol | 23:08 | 3-8 | 3-7 | 0-0 | 2 | 2 | 1 | 0 | 10 | 0 | 0 | 0 | 0 | 1 | | | | | | |
| 3 Mason Lee | 12:42 | 0-0 | 0-0 | 0-0 | 2 | 2 | 0 | 0 | 1 | 1 | 1 | 0 | 0 | 4 | | | | | | |
| 55 Arden Mess | 11:51 | 3-7 | 0-0 | 1-2 | 2 | 1 | 3 | 1 | 1 | 2 | 1 | 0 | 0 | 1 | | | | | | |
| 5 Dorian Oliver | 09:10 | 0-2 | 0-1 | 0-0 | 0 | 4 | 1 | 1 | 0 | 0 | 0 | 0 | 0 | 3 | | | | | | |
| Team | | | | | 2 | 4 | 6 | 0 | 0 | 0 | 0 | 0 | 0 | 0 | | | | | | |
| Totals | | 29-49 | 10-29 | 6-13 | 15 | 28 | 43 | 20 | 34 | 14 | 9 | 6 | 4 | 8 | | | | | | |
| Technical Fouls: NONE | | | | | | | | | | | | | | | | | | | | |
| South Carolina - 71 | | | | | | | | | | | | | | | | | | | | |
| Record: 6-1 | | | | | | | | | | | | | | | | | | | | |
| NO. Name | Min | FG | 3P | FT | Rebounds | Fouls | TP | AS | TO | ST | Blocks | BS | BA | + | | | | | | |
| 5 Nick Pringle | 21:51 | 0-2 | 0-0 | 3-8 | 1 | 8 | 9 | 0 | 5 | 3 | 1 | 0 | 0 | 0 | | | | | | |
| 10 Miles State | 16:37 | 2-5 | 2-4 | 0-0 | 0 | 0 | 1 | 6 | 0 | 0 | 0 | 0 | 0 | -1 | | | | | | |
| 30 Collin Murray-Boyles | 31:07 | 6-15 | 0-0 | 3-6 | 2 | 5 | 7 | 5 | 15 | 1 | 2 | 2 | 4 | 6 | | | | | | |
| 2 Zachary Davis | 30:51 | 4-6 | 1-5 | 3-4 | 1 | 5 | 6 | 4 | 12 | 14 | 2 | 1 | 0 | 0 | | | | | | |
| 6 Jamarii Thomas | 33:18 | 4-8 | 0-2 | 4-4 | 0 | 4 | 4 | 3 | 5 | 12 | 2 | 2 | 0 | 1 | | | | | | |
| 1 Jacobi Wright | 27:40 | 6-8 | 0-1 | 0-0 | 0 | 2 | 2 | 1 | 0 | 12 | 6 | 2 | 0 | -2 | | | | | | |
| 23 Cam Scott | 20:47 | 2-4 | 1-2 | 1-3 | 3 | 1 | 4 | 1 | 2 | 6 | 1 | 0 | 0 | -1 | | | | | | |
| 31 Benjamin Bosmans-Vendor | 04:09 | 1-3 | 0-0 | 0 | 0 | 1 | 1 | 0 | 2 | 0 | 0 | 0 | 0 | -1 | | | | | | |
| 21 Arden Conyers | 08:06 | 0-1 | 0-1 | 0-0 | 0 | 1 | 1 | 0 | 0 | 0 | 0 | 0 | 0 | -8 | | | | | | |
| 0 Jordan Butler | 02:57 | 1-2 | 1-1 | 0-0 | 0 | 0 | 0 | 0 | 0 | 0 | 0 | 0 | 0 | 2 | | | | | | |
| 15 Morris Ugusku | 09:37 | 0-0 | 0-0 | 0-0 | 0 | 0 | 0 | 0 | 0 | 0 | 0 | 0 | 0 | 0 | | | | | | |
| Team | | | | | 2 | 1 | 3 | 0 | 0 | 0 | 0 | 0 | 0 | 0 | | | | | | |
| Totals | | 26-56 | 5-16 | 14-25 | 9 | 28 | 37 | 14 | 20 | 71 | 15 | 10 | 5 | 8 | | | | | | |
| Technical Fouls: NONE | | | | | | | | | | | | | | | | | | | | |
| Shooting By Period | | | | | | | | | | | | | | | | | | | | |
| 1st FG% | 13-29 | 44.8% | 3PT% | 3-8 | 37.5% | FT% | 14-25 | 56.0% | | | | | | | | | | | | |
| 2nd FG% | 13-27 | 48.1% | 3PT% | 2-8 | 25.0% | FT% | 7-11 | 63.6% | | | | | | | | | | | | |
| 3rd FG% | 26-46 | 56.5% | 3PT% | 5-16 | 31.3% | FT% | 14-25 | 56.0% | | | | | | | | | | | | |
| 4th FG% | 10-12 | 83.3% | 3PT% | 0-0 | 0.0% | FT% | 0-0 | 0.0% | | | | | | | | | | | | |
| Dead Ball Rebounds: 4-0 | | | | | | | | | | | | | | | | | | | | |
| Points from Turnovers | | | | | | | | | | | | | | | | | | | | |
| 1st | 15 | 2nd | 14 | 3rd | 14 | 4th | 10 | 5th | 8 | 6th | 4 | 7th | 3 | 8th | | | | | | |
| 9th | 15 | 10th | 10 | 11th | 10 | 12th | 10 | 13th | 10 | 14th | 10 | 15th | 10 | 16th | | | | | | |
| 17th | 15 | 18th | 10 | 19th | 10 | 20th | 10 | 21st | 10 | 22nd | 10 | 23rd | 10 | 24th | | | | | | |
| 25th | 15 | 26th | 10 | 27th | 10 | 28th | 10 | 29th | 10 | 30th | 10 | 31st | 10 | 32nd | | | | | | |
| 33rd | 15 | 34th | 10 | 35th | 10 | 36th | 10 | 37th | 10 | 38th | 10 | 39th | 10 | 40th | | | | | | |
| 41st | 15 | 42nd | 10 | 43rd | 10 | 44th | 10 | 45th | 10 | 46th | 10 | 47th | 10 | 48th | | | | | | |
| 49th | 15 | 50th | 10 | 51st | 10 | 52nd | 10 | 53rd | 10 | 54th | 10 | 55th | 10 | 56th | | | | | | |
| 57th | 15 | 58th | 10 | 59th | 10 | 60th | 10 | 61st | 10 | 62nd | 10 | 63rd | 10 | 64th | | | | | | |
| 65th | 15 | 66th | 10 | 67th | 10 | 68th | 10 | 69th | 10 | 70th | 10 | 71st | 10 | 72nd | | | | | | |
| 73rd | 15 | 74th | 10 | 75th | 10 | 76th | 10 | 77th | 10 | 78th | 10 | 79th | 10 | 80th | | | | | | |
| 81st | 15 | 82nd | 10 | 83rd | 10 | 84th | 10 | 85th | 10 | 86th | 10 | 87th | 10 | 88th | | | | | | |
| 89th | 15 | 90th | 10 | 91st | 10 | 92nd | 10 | 93rd | 10 | 94th | 10 | 95th | 10 | 96th | | | | | | |
| 97th | 15 | 98th | 10 | 99th | 10 | 100th | 10 | 101st | 10 | 102nd | 10 | 103rd | 10 | 104th | | | | | | |
| 105th | 15 | 106th | 10 | 107th | 10 | 108th | 10 | 109th | 10 | 110th | 10 | 111th | 10 | 112th | | | | | | |
| 113th | 15 | 114th | 10 | 115th | 10 | 116th | 10 | 117th | 10 | 118th | 10 | 119th | 10 | 120th | | | | | | |
| 121st | 15 | 122nd | 10 | 123rd | 10 | 124th | 10 | 125th | 10 | 126th | 10 | 127th | 10 | 128th | | | | | | |
| 129th | 15 | 130th | 10 | 131st | 10 | 132nd | 10 | 133rd | 10 | 134th | 10 | 135th | 10 | 136th | | | | | | |
| 137th | 15 | 138th | 10 | 139th | 10 | 140th | 10 | 141st | 10 | 142nd | 10 | 143rd | 10 | 144th | | | | | | |
| 145th | 15 | 146th | 10 | 147th | 10 | 148th | 10 | 149th | 10 | 150th | 10 | 151st | 10 | 152nd | | | | | | |
| 153rd | 15 | 154th | 10 | 155th | 10 | 156th | 10 | 157th | 10 | 158th | 10 | 159th | 10 | 160th | | | | | | |
| 161st | 15 | 162nd | 10 | 163rd | 10 | 164th | 10 | 165th | 10 | 166th | 10 | 167th | 10 | 168th | | | | | | |
| 169th | 15 | 170th | 10 | 171st | 10 | 172nd | 10 | 173rd | 10 | 174th | 10 | 175th | 10 | 176th | | | | | | |
| 177th | 15 | 178th | 10 | 179th | 10 | 180th | 10 | 181st | 10 | 182nd | 10 | 183rd | 10 | 184th | | | | | | |
| 185th | 15 | 186th | 10 | 187th | 10 | 188th | 10 | 189th | 10 | 190th | 10 | 191st | 10 | 192nd | | | | | | |
| 193rd | 15 | 194th | 10 | 195th | 10 | 196th | 10 | 197th | 10 | 198th | 10 | 199th | 10 | 200th | | | | | | |
| 201st | 15 | 202nd | 10 | 203rd | 10 | 204th | 10 | 205th | 10 | 206th | 10 | 207th | 10 | 208th | | | | | | |
| 209th | 15 | 210th | 10 | 211st | 10 | 212nd | 10 | 213rd | 10 | 214th | 10 | 215th | 10 | 216th | | | | | | |
| 217th | 15 | 218th | 10 | 219th | 10 | 220th | 10 | 221st | 10 | 222nd | 10 | 223rd | 10 | 224th | | | | | | |
| 225th | 15 | 226th | 10 | 227th | 10 | 228th | 10 | 229th | 10 | 230th | 10 | 231st | 10 | 232nd | | | | | | |
| 233rd | 15 | 234th | 10 | 235th | 10 | 236th | 10 | 237th | 10 | 238th | 10 | 239th | 10 | 240th | | | | | | |
| 241st | 15 | 242nd | 10 | 243rd | 10 | 244th | 10 | 245th | 10 | 246th | 10 | 247th | 10 | 248th | | | | | | |
| 249th | 15 | 250th | 10 | 251st | 10 | 252nd | 10 | 253rd | 10 | 254th | 10 | 255th | 10 | 256th | | | | | | |
| 257th | 15 | 258th | 10 | 259th | 10 | 260th | 10 | 261st | 10 | 262nd | 10 | 263rd | 10 | 264th | | | | | | |
| 265th | 15 | 266th | 10 | 267th | | | | | | | | | | | | | | | | |




71




87

GAME 4 at #16/16 Indiana
Bloomington, Ind.
Assembly Hall
Nov. 16, 2024
Ugusuk scores career-high 18 pts
off bench for Carolina




84




72

GAME 5 vs. Mercer
Columbia, S.C.
Colonial Life Arena
Nov. 21, 2024
Gamecocks sink season-high 12
triples in double-digit victory



66



75

GAME 6 vs. #22/22 Xavier
Fort Myers, Fla.
Suncoast Credit Union Arena
Nov. 25, 2024
Poor shooting plagues Gamecocks
down the stretch in 2nd half

BLOOMINGTON, Ind. (AP) — Myles Rice scored 17 of his 23 points in the first half and No. 16 Indiana defeated South Carolina 87-71 on Saturday.

Rice, a Washington State transfer, hit 7 of 10 shots including 3 of 4 from 3-point range and all six foul shots. The Hoosiers (3-0) were never seriously threatened in the second half, their smallest lead being eight points with 1:19 remaining.

Mackenzie Mgbako added 17 for Indiana.

Morris Ugusuk led the Gamecocks (2-2) with 18 points, including four 3-pointers.

Rice hit shots on back-to-back possessions, including a 3-pointer with 17 seconds remaining in the first half, as Indiana opened up a 43-32 lead at the break.

Collin Murray-Boyles scored just two points before sitting eight minutes into the first half with two fouls. He sat again when assessed his fourth foul with 15:34 remaining and fouled out with 8:16 remaining.

The Gamecocks return home to host Mercer on Thursday. The Hoosiers host UNC Greensboro on Thursday.

COLUMBIA, S.C. (AP) — Jamarii Thomas had 19 points and Zachary Davis scored 18 to lead South Carolina to an 84-72 victory over Mercer on Thursday night.

Thomas made 5 of 10 shots from the floor, including 4 of 5 from 3-point range, and 5 of 8 free throws for the Gamecocks (3-2). He also had three steals. Davis sank 7 of 12 shots with a pair of 3-pointers, adding five rebounds.

Collin Murray-Boyles scored 16 and finished a rebound shy of a double-double for South Carolina. Jacobi Wright scored 11.

Tyler Johnson hit four 3-pointers and led the Bears (2-3) with 15 points. Alex Holt and Angel Montas Jr. added 14 points apiece and Ahmad Robinson pitched in with 13 points and eight assists before fouling out. TJ Grant grabbed 10 rebounds off the bench.

Thomas and Davis scored seven points apiece in the first half to help South Carolina take a 36-32 lead into intermission. Cam Bryant scored all nine of his points and Johnson scored seven to keep Mercer (2-3) close. The difference in the first half was the Gamecocks made 5 of 9 free throws while the Bears did not attempt one.

South Carolina maintained a lead until Robinson buried a 3-pointer to put the Bears on top 60-59 with 10:47 left to play.

The Gamecocks moved back in front and a Myles Stute 3-pointer gave them their biggest lead to that point at 70-62 with 7:45 remaining. A Murray-Boyles dunk pushed the lead to double digits with 3:39 to go and South Carolina was not threatened from there.

FORT MYERS, Fla. (AP) — Zach Freemantle scored 16 points, Dailyn Swain added 14, and No. 22 Xavier beat South Carolina 75-66 in the Fort Myers Tip-Off on Monday night.

Ryan Conwell added 13 points, Dayvion McKnight had 11 and Jerome Hunter chipped in 10 off the bench for the Musketeers (6-0).

Collin Murray-Boyles led South Carolina (3-3) with 13 points while Jamarii Thomas added 11 and Jacobi Wright 10.

The Musketeers jumped out to a 7-0 lead but South Carolina responded with the next 17 points as Xavier went scoreless for 6:35. The Gamecocks led 34-29 at halftime.

These teams last played in the 1941-42 season. Xavier now is 26-11 against SEC schools going back to 2008.

This was the Musketeers' first game away from the Cintas Center after starting the season with five home games. Xavier has a brutal stretch coming up that will include three straight games at No. 16 Cincinnati (Dec. 14), at No. 2 UConn (Dec. 18) and at home against No. 10 Marquette (Dec. 21).


The Gamecocks 17-0 run was highlighted by great defense. Xavier had no second chances, was contested on drives and couldn't hit from the outside.

Xavier used 11-2 and 8-2 runs to regain the lead at 50-44. The Musketeers led by as much as 66-55 before South Carolina went on a 7-0 spurt. The Gamecocks would get no closer.

Xavier won despite shooting 4 of 18 from the 3-point line. The Musketeers had made at least 10 treys in their first five games.

GAME 4


| | | | | | | | | | | | | | | | |
|---|-------|-------|------|-------|----------|-------|----|----|----|----|--------|----|----|---------------------|---------------------|
| Official Basketball Box Score - Final | | | | | | | | | | | | | | Game Time: 1:00 PM | |
| South Carolina at Indiana | | | | | | | | | | | | | | Game Duration: 1:08 | |
| 11/16/24 Sun 10:00 AM Assembly Hall, Bloomington, Ind. 2024-25 Men's Basketball | | | | | | | | | | | | | | Attendance: 17,220 | |
| Officials: Keith Kinzie, Brian Dorsey, Mike Lissowski | | | | | | | | | | | | | | | |
| South Carolina - 71 | | | | | | | | | | | | | | | |
| Record: 3-2 | | | | | | | | | | | | | | | |
| NO. Name | Min | FG | 3P | FT | Rebounds | Fouls | TP | AS | TO | ST | Blocks | BB | BA | + | Shooting By Period |
| 5 Nick Pringle | 32:44 | 4-10 | 0-7 | 4-7 | 11 | 4 | 6 | 13 | 2 | 3 | 1 | 1 | 0 | 6 | SPT1: 11-31 35.0% |
| 10 Myles Stute | 31:33 | 4-14 | 3-11 | 0-0 | 1 | 2 | 3 | 1 | 11 | 1 | 0 | 2 | 0 | -9 | SPT2: 7-20 35.0% |
| 30 Collin Murray-Boyles | 18:13 | 1-4 | 0-1 | 0-0 | 2 | 4 | 6 | 5 | 2 | 1 | 4 | 0 | 0 | -9 | SPT3: 3-4 75.0% |
| 1 Jacobi Wright | 27:52 | 2-11 | 0-3 | 2-4 | 0 | 0 | 0 | 0 | 3 | 6 | 2 | 0 | 0 | 3-25 | SPT4: 1-6 16.7% |
| 6 Jamari Thomas | 35:53 | 5-14 | 1-5 | 2-4 | 1 | 2 | 3 | 4 | 13 | 4 | 2 | 1 | 0 | -15 | SPT5: 12-19 63.2% |
| 2 Zachary Davis | 12:12 | 3-4 | 0-1 | 2-2 | 0 | 2 | 2 | 3 | 8 | 1 | 0 | 0 | 0 | -7 | GM FOL: 24-43 58.1% |
| 15 Morris Ugusuk | 23:07 | 5-8 | 4-6 | 4-6 | 1 | 2 | 3 | 2 | 18 | 1 | 2 | 0 | 0 | -5 | SPT6: 4-5 80.0% |
| 23 Cam Scott | 06:14 | 0-2 | 0-0 | 0-0 | 2 | 2 | 1 | 1 | 0 | 0 | 0 | 1 | 0 | -1 | SPT7: 15-23 65.2% |
| 31 Benjamin Bosmans-Vorbeck | 04:26 | 0-1 | 0-0 | 0-0 | 1 | 0 | 1 | 2 | 0 | 0 | 0 | 0 | 0 | -4 | GM FOL: 25-51 49.0% |
| 0 Jordan Butler | 01:46 | 0-0 | 0-0 | 0-0 | 0 | 0 | 0 | 0 | 0 | 0 | 0 | 0 | 0 | -1 | SPT8: 8-17 47.1% |
| Team | | | | | 3 | 1 | 4 | 0 | 0 | 0 | 0 | | | | GM FOL: 25-51 49.0% |
| Totals | | 24-63 | 8-29 | 15-23 | 13 | 21 | 34 | 23 | 71 | 12 | 4 | 1 | 7 | 16 | GM FOL: 25-51 49.0% |
| Technical Fouls: Thomas 2; 45:32 | | | | | | | | | | | | | | | |
| Shooting By Period | | | | | | | | | | | | | | | |
| NO. Name | Min | FG | 3P | FT | Rebounds | Fouls | TP | AS | TO | ST | Blocks | BB | BA | + | |
| 5 Nick Pringle | 28:27 | 4-10 | 1-2 | 4-5 | 2 | 1 | 3 | 4 | 13 | 2 | 1 | 0 | 0 | -19 | SPT1: 14-21 66.7% |
| 21 Mackenzie Mgibelo | 30:38 | 5-12 | 0-7 | 1-6 | 1 | 6 | 7 | 2 | 17 | 1 | 2 | 0 | 0 | -16 | SPT2: 5-9 55.6% |
| 11 Oumar Ballo | 30:35 | 1-2 | 0-0 | 5-9 | 3 | 10 | 1 | 3 | 24 | 1 | 2 | 1 | 0 | -15 | SPT3: 10-20 50.0% |
| 30 Collin Murray-Boyles | 30:49 | 7-10 | 3-4 | 0-0 | 0 | 0 | 0 | 3 | 24 | 3 | 2 | 0 | 0 | -15 | SPT4: 8-8 100.0% |
| 9 Karson Carlyle | 24:04 | 5-9 | 2-5 | 0-0 | 0 | 0 | 0 | 1 | 12 | 2 | 0 | 1 | 1 | -15 | SPT5: 26-51 51.0% |
| 8 Bryson Turner | 16:08 | 2-5 | 0-0 | 0 | 0 | 3 | 3 | 2 | 4 | 0 | 1 | 1 | 0 | -3 | GM FOL: 21-45 46.7% |
| 10 Luke Dodge | 11:32 | 0-3 | 0-3 | 0 | 0 | 3 | 3 | 2 | 0 | 0 | 1 | 0 | 0 | -2 | SPT6: 8-17 47.1% |
| 11 Tyrell Gilway | 21:49 | 2-11 | 0-1 | 5-5 | 0 | 0 | 0 | 3 | 8 | 1 | 0 | 0 | 0 | -4 | SPT7: 27-40 67.5% |
| 25-51 49.1% 77 37 34 22 87 12 7 1 7 16 | | | | | | | | | | | | | | | |
| Technical Fouls: Carlyle 2; 45:32 | | | | | | | | | | | | | | | |



GAME 7 vs. Virginia Tech
Fort Myers, Fla.
Suncoast Credit Union Arena
Nov. 27, 2024
Gamecocks hit 11 triples with six different players hitting a 3



GAME 8 at Boston College
Chestnut Hill, Mass.
Conte Forum
Dec. 3, 2024
CMB has 16 & 14 as Carolina shoots above 50.0% from 3



GAME 9 vs. East Carolina
Columbia, S.C.
Colonial Life Arena
Dec. 7, 2024
Thomas scores season-high 22 points as Gamecocks hit 12 3s

FORT MYERS, Fla. (AP) — Collin Murray-Boyles had 16 points and eight rebounds to lead South Carolina past Virginia Tech 70-60 on Wednesday night in the third-place game of the Beach Division at the Fort Myers Tip-Off.

Zachary Davis and Morris Ugusuk added 12 points each for the Gamecocks (4-3).

Jaydon Young scored 12 points and Jaden Schutt 11 for the Hokies (3-4). Tobi Lawal and Brandon Rechsteiner each added 10 points.

Six of Virginia Tech's first 11 baskets in the second half were 3-pointers as the Hokies cut into an eight-point halftime deficit. South Carolina led 57-53 with 5 1/2 minutes to go before holding Virginia Tech scoreless for the next 4 1/2 minutes.

South Carolina led 62-53 with a minute to go and a three-point play by Murray-Boyles wrapped it up with 49 seconds remaining. The Gamecocks led 65-55 at that point and made 5 of 6 free throws to finish the game.

South Carolina led 10-9 about six minutes into the game before the Gamecocks scored 10 of the next 11 points for a 20-10 lead. A few minutes later Ben Burnham hit a 3-pointer to get the Hokies within five but the Gamecocks hit three of their last four shots to lead 33-25 at halftime.

CHESTNUT HILL, Mass. (AP) — Collin Murray-Boyles scored 16 points and grabbed 14 rebounds as South Carolina beat Boston College 73-51 on Tuesday in an SEC/ACC Challenge contest. Nick Pringle added 11 points for South Carolina.

Boston College's Chad Venning made his first three shots to give the Eagles a 6-2 lead. Murray-Boyles scored the games first basket with a dunk and added a 3-pointer to reduce South Carolina's deficit to 6-5. Jamarii Thomas made 1 of 2 foul shots with 16:44 to knot it, and after a little more than two minutes of scoreless play, Murray-Boyles threw down another dunk and the Gamecocks led the rest of the way.

Elijah Strong made a 3 to bring the Eagles within 14:13 with 10:22 before halftime. From there, South Carolina (5-3) outscored the Eagles 22-6 to close the half for a 36-19 lead. In the second half, the Gamecocks reached their first 20-plus point lead when Myles Stute made a 3 with 8:46 left.

Venning scored 12 points for Boston College (6-3).

Before Tuesday, Boston College and South Carolina last met on Jan. 1, 2011 in Columbia, South Carolina.

Tuesday's game was the fourth all-time matchup between the two programs. The Gamecocks' win evened the series at 2-2.

COLUMBIA, S.C. (AP) — Jamarii Thomas and Morris Ugusuk each hit three of South Carolina's eight second-half 3-pointers as the Gamecocks erased a five-point halftime deficit to post a 75-68 win over East Carolina on Saturday.

South Carolina hit 17 of 25 from the field (68%), including 8 of 12 from beyond the arc (66.7%) over the final 20 minutes to earn its third straight win.

East Carolina led by five at halftime and pushed it to 34-27 on an RJ Felton jumper to start the second half, but Collin Murray-Boyles converted three straight layups, Jamarii Thomas hit a jumper and Jacobi Wright hit from deep as the Gamecocks went on a 17-0 run to take a double-digit lead. After C.J. Walker hit two from the line to get the Pirates within 48-42, Ugusuk and Thomas each hit two 3-pointers to fuel a 17-3 run for a 62-45 lead with eight minutes left.

Thomas knocked down five 3-pointers and scored 22 points to lead South Carolina (6-3).

Murray-Boyles was 10-for-10 from the field to score 20 points and had 10 rebounds. Zachary Davis added 10 points and Nick Pringle grabbed 10 rebounds. The Gamecocks shot 54% from the field for the game (27-for-50), including 12 of 23 from distance.


Jordan Riley led East Carolina (7-3) with 18 points. Felton finished with 15 points, five rebounds, three assists and two steals and Walker added 14 points with six rebounds.

GAME 7

| Official Basketball Box Score - Final | | | | | | | | | | | | | | | Game Time: 6:00 PM Game Duration: 2:05 Attendance: 1,000 | |
|--|-------|-------|-------|------|----------|-------|----|----|----|----|--------|----|----|-----|--|-------------------------|
| South Carolina at Virginia Tech | | | | | | | | | | | | | | | | |
| 11/27/24 Suncoast Credit Union Arena, Fort Myers, Fla. 2024-25 South Carolina Gamecocks | | | | | | | | | | | | | | | | |
| Officials: Lee Cassell, KB Burdett, Tim Conner | | | | | | | | | | | | | | | | |
| South Carolina - 70 | | | | | | | | | | | | | | | | |
| Record: 4-3 | | | | | | | | | | | | | | | | |
| NO. Name | Min | FG | 3P | FT | Rebounds | Fouls | TP | AS | TO | ST | Blocks | BB | BA | + | Shooting By Period | |
| 5 Nick Pringle | 16:28 | 12 | 0-0 | 0-0 | 1 5 6 | 3 2 | 2 | 2 | 0 | 0 | 0 | 0 | 0 | 0 | 5 | 1st FG% 50.0 42.9% |
| 10 Myles Stute | 19:53 | 14 | 1-4 | 1-2 | 1 0 1 | 1 2 | 4 | 1 | 1 | 0 | 0 | 0 | 0 | 0 | 7 | 3P% 61.7 35.0% |
| 30 Collin Murray-Boyles | 32:52 | 7-12 | 0-3 | 2-4 | 3 5 8 | 2 8 | 16 | 2 | 4 | 1 | 0 | 0 | 0 | 0 | 13 | FT% 1.4 50.0% |
| 1 Jacobi Wright | 26:27 | 15 | 1-4 | 4-6 | 0 3 3 | 3 3 | 2 | 2 | 0 | 0 | 0 | 0 | 0 | 0 | 8 | 2nd FG% 50.0 41.7% |
| 6 Jamarii Thomas | 25:37 | 2-7 | 2-6 | 3-5 | 0 1 1 | 3 3 | 9 | 0 | 1 | 0 | 0 | 0 | 0 | 0 | 13 | 1st 3P% 0.0 30.0% |
| 2 Zachary Davis | 27:11 | 4-8 | 1-2 | 3-4 | 2 5 7 | 0 2 | 12 | 3 | 0 | 0 | 0 | 0 | 0 | 0 | 15 | 2nd FT% 75.0 77.8% |
| 15 Morris Ugusuk | 24:54 | 4-7 | 4-7 | 0-0 | 1 2 3 | 0 0 | 12 | 0 | 1 | 0 | 0 | 0 | 0 | 0 | 15 | 3rd FG% 50.0 42.9% |
| 23 Cam Scott | 14:53 | 1-5 | 0-4 | 0-0 | 0 2 2 | 0 0 | 3 | 0 | 0 | 0 | 0 | 0 | 0 | 0 | 1 | 4th FG% 50.0 42.9% |
| 0 Jordan Butler | 08:35 | 2-2 | 0-0 | 0-1 | 1 1 0 | 0 0 | 6 | 1 | 0 | 0 | 0 | 0 | 0 | 0 | 1 | 1st 3P% 0.0 50.0% |
| Team | | | | | 1 4 5 | | | | | | | | | | | 2nd FT% 100.0 100.0% |
| Totals | 23:52 | 11-32 | 15-21 | 9-28 | 37 | 12 | 20 | 10 | 10 | 4 | 3 | 2 | 10 | | | Dead Ball Rebounds: 2-0 |
| Technical Fouls: NONE | | | | | | | | | | | | | | | | |
| Shooting By Period | | | | | | | | | | | | | | | | |
| 1st FG% 50.0 42.9% | | | | | | | | | | | | | | | | |
| 3P% 26.7 35.0% | | | | | | | | | | | | | | | | |
| FT% 1.4 50.0% | | | | | | | | | | | | | | | | |
| 2nd FG% 50.0 41.7% | | | | | | | | | | | | | | | | |
| 3P% 61.7 35.0% | | | | | | | | | | | | | | | | |
| FT% 75.0 77.8% | | | | | | | | | | | | | | | | |
| 3rd FG% 50.0 42.9% | | | | | | | | | | | | | | | | |
| 3P% 0.0 30.0% | | | | | | | | | | | | | | | | |
| FT% 100.0 100.0% | | | | | | | | | | | | | | | | |
| 4th FG% 50.0 42.9% | | | | | | | | | | | | | | | | |
| 3P% 0.0 50.0% | | | | | | | | | | | | | | | | |
| FT% 100.0 100.0% | | | | | | | | | | | | | | | | |
| Dead Ball Rebounds: 2-0 | | | | | | | | | | | | | | | | |
| Virginia Tech - 60 | | | | | | | | | | | | | | | | |
| Record: 3-4 | | | | | | | | | | | | | | | | |
| NO. Name | Min | FG | 3P | FT | Rebounds | Fouls | TP | AS | TO | ST | Blocks | BB | BA | + | Shooting By Period | |
| 1 Tobi Lawal | 21:12 | 4-7 | 0-1 | 2-4 | 2 4 6 | 4 2 | 10 | 0 | 0 | 0 | 0 | 0 | 0 | 0 | 1-4 | 1st FG% 50.0 36.0% |
| 34 MJajgel-Peliet | 22:12 | 0-4 | 0-0 | 1-2 | 1 6 7 | 4 2 | 1 | 1 | 2 | 0 | 0 | 0 | 0 | 0 | -3 | 3P% 26.7 40.0% |
| 2 Jaden Schutt | 09:54 | 3-9 | 2-4 | 3-3 | 0 4 4 | 1 2 | 11 | 2 | 1 | 0 | 0 | 0 | 0 | 0 | -8 | 2nd FG% 50.0 41.7% |
| 7 Brandon Rechsteiner | 30:03 | 6-13 | 2-5 | 0-0 | 0 3 3 | 2 3 | 10 | 4 | 1 | 0 | 0 | 0 | 0 | 0 | -8 | 1st 3P% 0.0 30.0% |
| 10 Tyler Johnson | 17:51 | 2-5 | 0-0 | 0-0 | 1 1 1 | 1 4 | 1 | 1 | 0 | 0 | 0 | 0 | 0 | 0 | -1 | 2nd FT% 75.0 77.8% |
| 5 Patrick Weesler | 10:40 | 2-3 | 0-0 | 0-0 | 1 0 1 | 2 0 | 4 | 0 | 0 | 0 | 0 | 0 | 0 | 0 | -8 | 3rd FG% 50.0 42.9% |
| 3 Jaydon Young | 28:14 | 5-9 | 2-5 | 0-0 | 0 3 3 | 4 0 | 12 | 1 | 0 | 0 | 0 | 0 | 0 | 0 | -5 | 4th FG% 50.0 42.9% |
| 11 Ben Hammons | 15:04 | 0-4 | 0-1 | 0-0 | 2 2 2 | 0 0 | 1 | 1 | 1 | 0 | 0 | 0 | 0 | 0 | -7 | 1st 3P% 0.0 50.0% |
| 13 Ben Burnham | 22:18 | 3-5 | 2-2 | 0-0 | 1 1 2 | 2 8 | 3 | 1 | 0 | 0 | 0 | 0 | 0 | 0 | -7 | 2nd FT% 100.0 100.0% |
| 22 Connor Sarver | 08:28 | 0-0 | 0-0 | 0-0 | 0 1 0 | 0 0 | 0 | 0 | 0 | 0 | 0 | 0 | 0 | 0 | -1 | 3rd FG% 50.0 42.9% |
| Team | | | | | 5 1 6 | | | | | | | | | | | 4th 3P% 0.0 50.0% |
| Totals | 23:50 | 8-18 | 6-9 | 9-28 | 35 | 20 | 12 | 10 | 10 | 0 | 5 | 2 | 3 | -10 | | Dead Ball Rebounds: 2-0 |
| Technical Fouls: NONE | | | | | | | | | | | | | | | | |
| Shooting By Period | | | | | | | | | | | | | | | | |
| 1st FG% 50.0 36.0% | | | | | | | | | | | | | | | | |
| 3P% 26.7 40.0% | | | | | | | | | | | | | | | | |
| FT% 75.0 77.8% | | | | | | | | | | | | | | | | |
| 2nd FG% 50.0 41.7% | | | | | | | | | | | | | | | | |
| 3P% 61.7 35.0% | | | | | | | | | | | | | | | | |
| FT% 100.0 100.0% | | | | | | | | | | | | | | | | |
| 3rd FG% 50.0 42.9% | | | | | | | | | | | | | | | | |
| 3P% 0.0 30.0% | | | | | | | | | | | | | | | | |
| FT% 100.0 100.0% | | | | | | | | | | | | | | | | |
| 4th FG% 50.0 42.9% | | | | | | | | | | | | | | | | |
| 3P% 0.0 50.0% | | | | | | | | | | | | | | | | |
| FT% 100.0 100.0% | | | | | | | | | | | | | | | | |
| Dead Ball Rebounds: 2-0 | | | | | | | | | | | | | | | | |
| South Carolina - 70 | | | | | | | | | | | | | | | | |
| Record: 4-3 | | | | | | | | | | | | | | | | |
| NO. Name | Min | FG | 3P | FT | Rebounds | Fouls | TP | AS | TO | ST | Blocks | BB | BA | + | Shooting By Period | |
| 1 Tobi Lawal | 21:12 | 4-7 | 0-1 | 2-4 | 2 4 6 | 4 2 | 10 | 0 | 0 | 0 | 0 | 0 | 0 | 0 | 1-4 | 1st FG% 50.0 36.0% |
| 34 MJajgel-Peliet | 22:12 | 0-4 | 0-0 | 1-2 | 1 6 7 | 4 2 | 1 | 1 | 2 | 0 | 0 | 0 | 0 | 0 | -3 | 3P% 26.7 40.0% |
| 2 Jaden Schutt | 09:54 | 3-9 | 2-4 | 3-3 | 0 4 4 | 1 2 | 11 | 2 | 1 | 0 | 0 | 0 | 0 | 0 | -8 | 2nd FG% 50.0 41.7% |
| 7 Brandon Rechsteiner | 30:03 | 6-13 | 2-5 | 0-0 | 0 3 3 | 2 3 | 10 | 4 | 1 | 0 | 0 | 0 | 0 | 0 | -8 | 1st 3P% 0.0 30.0% |
| 10 Tyler Johnson | 17:51 | 2-5 | 0-0 | 0-0 | 1 1 1 | 1 4 | 1 | 1 | 0 | 0 | 0 | 0 | 0 | 0 | -1 | 2nd FT% 75.0 77.8% |
| 5 Patrick Weesler | 10:40 | 2-3 | 0-0 | 0-0 | 1 0 1 | 2 0 | 4 | 0 | 0 | 0 | 0 | 0 | 0 | 0 | -8 | 3rd FG% 50.0 42.9% |
| 3 Jaydon Young | 28:14 | 5-9 | 2-5 | 0-0 | 0 3 3 | 4 0 | 12 | 1 | 0 | 0 | 0 | 0 | 0 | 0 | -5 | 4th FG% 50.0 42.9% |
| 11 Ben Hammons | 15:04 | 0-4 | 0-1 | 0-0 | 2 2 2 | 0 0 | 1 | 1 | 1 | 0 | 0 | 0 | 0 | 0 | -7 | 1st 3P% 0.0 50.0% |
| 13 Ben Burnham | 22:18 | 3-5 | 2-2 | 0-0 | 1 1 2 | 2 8 | 3 | 1 | 0 | 0 | 0 | 0 | 0 | 0 | -7 | 2nd FT% 100.0 100.0% |
| 22 Connor Sarver | 08:28 | 0-0 | 0-0 | 0-0 | 0 1 0 | 0 0 | 0 | 0 | 0 | 0 | 0 | 0 | 0 | 0 | -1 | 3rd FG% 50.0 42.9% |
| Team | | | | | 5 1 6 | | | | | | | | | | | 4th 3P% 0.0 50.0% |
| Totals | 23:50 | 8-18 | 6-9 | 9-28 | 35 | 20 | 12 | 10 | 10 | 0 | 5 | 2 | 3 | -10 | | Dead Ball Rebounds: 2-0 |
| Technical Fouls: NONE | | | | | | | | | | | | | | | | |
| Shooting By Period | | | | | | | | | | | | | | | | |
| 1st FG% 50.0 36.0% | | | | | | | | | | | | | | | | |
| 3P% 26.7 40.0% | | | | | | | | | | | | | | | | |
| FT% 75.0 77.8% | | | | | | | | | | | | | | | | |
| 2nd FG% 50.0 41.7% | | | | | | | | | | | | | | | | |
| 3P% 61.7 35.0% | | | | | | | | | | | | | | | | |
| FT% 100.0 100.0% | | | | | | | | | | | | | | | | |
| 3rd FG% 50.0 42.9% | | | | | | | | | | | | | | | | |
| 3P% 0.0 30.0% | | | | | | | | | | | | | | | | |
| FT% 100.0 100.0% | | | | | | | | | | | | | | | | |
| 4th FG% 50.0 42.9% | | | | | | | | | | | | | | | | |
| 3P% 0.0 50.0% | | | | | | | | | | | | | | | | |
| FT% 100.0 100.0% | | | | | | | | | | | | | | | | |
| Dead Ball Rebounds: 2-0 | | | | | | | | | | | | | | | | |

GAME 8


| Official Basketball Box Score - Final | | | | | | | | | | | | | | | Game Time: 7:00 PM | |
|--|-------------------------|-------------------------------|----------------|---------|--------|----------|---------|-------|-------|----------|------|---------|-----|----------|--------------------|----|
| South Carolina at Boston College | | | | | | | | | | | | | | | | |
| 12/03/24 Conte Forum, Chestnut Hill, Mass. | | | | | | | | | | | | | | | | |
| South Carolina at Boston College | | | | | | | | | | | | | | | | |
| Game Duration: 2:05 | | | | | | | | | | | | | | | | |
| Attendance: 1,007 | | | | | | | | | | | | | | | | |
| Officials: Bert Smith, A.J. Dook, Kipp Ruggier | | | | | | | | | | | | | | | | |
| South Carolina - 73 | | | | | | | | | | | | | | | | |
| Record: 5-3 | | | | | | | | | | | | | | | | |
| NO. | Name | Min | FG | 3P | FT | Rebounds | Fouls | TP | AS | TO | ST | Blocks | BB | BA | + | |
| 5 | Nick Pringle | 18:56 | 3-5 | 0-0 | 5-6 | 1 3 4 | 2 4 | 11 | 1 | 0 | 0 | 0 | 0 | 0 | 9 | |
| 10 | Myles Stute | 19:24 | 2-6 | 2-5 | 2-2 | 1 4 5 | 2 3 | 8 | 1 | 0 | 0 | 0 | 0 | 0 | 12 | |
| 30 | Collin Murray-Boyles | 28:04 | 7-14 | 1-2 | 1-3 | 1 13 14 | 1 4 | 16 | 2 | 5 | 1 | 0 | 0 | 0 | 13 | |
| 1 | Jacobi Wright | 25:52 | 2-3 | 1-1 | 3-4 | 0 1 1 | 2 2 | 3 | 1 | 0 | 0 | 0 | 0 | 0 | 13 | |
| 6 | Jamarii Thomas | 23:02 | 2-9 | 1-4 | 3-4 | 0 3 3 | 4 2 | 8 | 5 | 1 | 0 | 0 | 0 | 0 | 19 | |
| 2 | Zachary Davis | 26:37 | 2-2 | 1-1 | 3-6 | 0 3 3 | 2 5 | 8 | 0 | 0 | 0 | 0 | 0 | 0 | 18 | |
| 15 | Morris Ugusuk | 21:01 | 3-4 | 3-3 | 0-0 | 0 1 1 | 1 1 | 9 | 1 | 0 | 0 | 0 | 0 | 0 | 15 | |
| 10 | Jordan Butler | 08:45 | 1-2 | 0-0 | 0-0 | 0 0 0 | 2 0 | 3 | 1 | 0 | 0 | 0 | 0 | 0 | 3 | |
| 23 | Cam Scott | 11:34 | 0-0 | 0-0 | 0-0 | 0 0 0 | 0 0 | 0 | 0 | 0 | 0 | 0 | 0 | 0 | 4 | |
| 34 | Benjamin Bosmans-Vandor | 06:17 | 1-2 | 0-0 | 0-0 | 1 1 2 | 1 0 | 2 | 0 | 0 | 0 | 0 | 0 | 0 | 7 | |
| 21 | Arden Conyers | 01:30 | 0-1 | 0-0 | 0-0 | 0 1 1 | 0 0 | 0 | 0 | 0 | 0 | 0 | 0 | 0 | -1 | |
| 13 | Austin Herro | 00:37 | 0-0 | 0-0 | 0-0 | 0 0 0 | 0 0 | 1 | 0 | 0 | 0 | 0 | 0 | 0 | -1 | |
| Team | | | | | | 2 1 3 | | | | | | | | | | |
| Totals | | 29:50 | 10-19 | 17-25 | 6-31 | 37 | 18 | 21 | 73 | 18 | 10 | 3 | 1 | 5 | 22 | |
| Technical Fouls: NONE | | | | | | | | | | | | | | | | |
| Shooting By Period | | | | | | | | | | | | | | | | |
| 1st FG% | | 50.0 | 42.9% | 1st 3P% | 0.0 | 30.0% | 1st FT% | 100.0 | 100.0 | 1st Rebs | 10.0 | 1st Sts | 0.0 | 1st Blks | 0.0 | |
| 2nd FG% | | 50.0 | 41.7% | 2nd 3P% | 0.0 | 50.0% | 2nd FT% | 75.0 | 77.8% | 2nd Rebs | 10.0 | 2nd Sts | 0.0 | 2nd Blks | 0.0 | |
| 3rd FG% | | 50.0 | 42.9% | 3rd 3P% | 0.0 | 50.0% | 3rd FT% | 100.0 | 100.0 | 3rd Rebs | 10.0 | 3rd Sts | 0.0 | 3rd Blks | 0.0 | |
| 4th FG% | | 50.0 | 42.9% | 4th 3P% | 0.0 | 50.0% | 4th FT% | 100.0 | 100.0 | 4th Rebs | 10.0 | 4th Sts | 0.0 | 4th Blks | 0.0 | |
| Dead Ball Rebounds: 3-0 | | | | | | | | | | | | | | | | |
| Boston College - 51 | | | | | | | | | | | | | | | | |
| Record: 6-3 | | | | | | | | | | | | | | | | |
| NO. | Name | Min | FG | 3P | FT | Rebounds | Fouls | TP | AS | TO | ST | Blocks | BB | BA | + | |
| 31 | Elijah Strong | 23:30 | 1-4 | 1-2 | 2-2 | 2 3 3 | 5 3 | 5 | 2 | 2 | 0 | 0 | 0 | 0 | -11 | |
| 32 | Chad Venning | 26:22 | 6-12 | 0-0 | 0-1 | 2 4 6 | 5 2 | 12 | 0 | 1 | 0 | 0 | | | | |
| 40 | Chris Kasey III | 02:51 | 1-7 | 0-0 | 5-6 | 1 4 5 | 1 6 | 5 | 4 | 1 | 2 | 1 | 0 | 0 | -4 | |
| 1 | Dion Brown | 26:00 | 2-4 | 0-0 | 0-0 | 0 1 1 | 1 1 | 2 | 0 | 0 | 0 | 0 | 0 | 0 | 4 | |
| 13 | Donald Hand Jr. | 02:46 | 3-9 | 1-3 | 3-4 | 0 7 7 | 2 3 | 10 | 1 | 0 | 1 | 0 | 1 | 0 | -13 | |
| 5 | Fred Payne | 15:44 | 0-5 | 0-1 | 0-0 | 1 1 2 | 1 0 | 2 | 0 | 0 | 0 | 0 | 0 | 0 | -14 | |
| 1 | Roger McFarlane | 01:12 | 0-1 | 0-0 | 0-0 | 1 1 1 | 0 1 | 1 | 0 | 0 | 0 | 0 | 0 | 0 | -1 | |
| 7 | Joshua Beadie | 16:35 | 2-7 | 0-1 | 2-1 | 2 3 3 | 2 2 | 5 | 1 | 0 | 0 | 0 | 0 | 0 | -2 | |
| 6 | Karyi Richards | 09:56 | 1-3 | 0-0 | 0-0 | 1 1 2 | 1 0 | 2 | 0 | 0 | 0 | 0 | 0 | 0 | -6 | |
| 22 | Jayden Hastings | 13:38 | 1-2 | 0-0 | 1-1 | 1 2 | 2 | 0 | 2 | 0 | 2 | 0 | 0 | 0 | -10 | |
| 10 | De'Lasha Thomas | 05:26 | 0-0 | 0-0 | 0-0 | 0 0 0 | 0 0 | 0 | 1 | 1 | 1 | 0 | 0 | 0 | -3 | |
| Team | | | | | | 0 2 2 | | | | | | | | | | |
| Totals | | 19:57 | 10-21 | 11-18 | 11-11 | 23 | 21 | 35 | 21 | 15 | 7 | 11 | 4 | 1 | 5 | 22 |
| Technical Fouls: NONE | | | | | | | | | | | | | | | | |
| Shooting By Period | | | | | | | | | | | | | | | | |
| 1st FG% | | 42.9 | 42.9% | 1st 3P% | 0.0 | 28.6% | 1st FT% | 100.0 | 100.0 | 1st Rebs | 10.0 | 1st Sts | 0.0 | 1st Blks | 0.0 | |
| 2nd FG% | | 50.0 | 41.7% | 2nd 3P% | 0.0 | 50.0% | 2nd FT% | 75.0 | 77.8% | 2nd Rebs | 10.0 | 2nd Sts | 0.0 | 2nd Blks | 0.0 | |
| 3rd FG% | | 50.0 | 42.9% | 3rd 3P% | 0.0 | 50.0% | 3rd FT% | 100.0 | 100.0 | 3rd Rebs | 10.0 | 3rd Sts | 0.0 | 3rd Blks | 0.0 | |
| 4th FG% | | 50.0 | 42.9% | 4th 3P% | 0.0 | 50.0% | 4th FT% | 100.0 | 100.0 | 4th Rebs | 10.0 | 4th Sts | 0.0 | 4th Blks | 0.0 | |
| Dead Ball Rebounds: 3-0 | | | | | | | | | | | | | | | | |
| South Carolina - 73 | | | | | | | | | | | | | | | | |
| Record: 5-3 | | | | | | | | | | | | | | | | |
| SC | BC | Points | SC | BC | Period | Perf | Score | 1st | 2nd | TOT | | | | | | |
| Biggest Lead | | 24 (2nd 3:10), 41 (1st 17:40) | Turnovers | | 1 | 6 | | | | | | | | | | |
| Best Scoring Run | | 11 (1st 14:45), 8 (1st 17:40) | Paint | | 26 | 30 | | | | | | | | | | |
| Timeouts | | 2 | Second Chance | | 7 | 11 | 5 | 5 | | | | | | | | |
| Fast Breaks | | 2 | Fast Breaks | | 10 | 10 | 5 | 5 | | | | | | | | |
| Bench | | 22 | Bench | | 22 | 13 | 19 | 32 | 51 | | | | | | | |
| Time With Lead | | 34:55 | Time With Lead | | 22 | 13 | 19 | 32 | 51 | | | | | | | |
| Time Out | | 02:12 | Time Out | | 02:12 | 02:12 | 02:12 | 02:12 | 02:12 | | | | | | | |



73

53


GAME 10 vs. USC Upstate
 Columbia, S.C.
 Colonial Life Arena
 Dec. 14, 2014
Pringle ties career-high with 19 points against Spartans



91

88

GAME 11 vs. #25/RV Clemson
 Columbia, S.C.
 Colonial Life Arena
 Dec. 17, 2024
Murray-Boyles (22) & Stute (19) lead SC in all-time classic



74

48

GAME 12 vs. Radford
 Columbia, S.C.
 Colonial Life Arena
 Dec. 22, 2024
Gamecocks close final 10:06 of game on 23-2 run

COLUMBIA, S.C. – South Carolina used a strong inside presence to defeat USC Upstate, 73-53, on Saturday at Colonial Arena. It marked the Gamecocks' fourth-straight win and the team's fifth-straight home victory dating back to Nov. 8 against SC State.

Graduate transfer Nick Pringle matched his career-high with 19 points and six rebounds to lead the way. He was 8-of-10 from the floor with a trio of dunks. Sophomore forward Collin Murray-Boyles had another double-double finishing with 13 points and 11 rebounds.

Senior transfer Jamarii Thomas (11) and senior Jacobi Wright (10) also scored in double figures for Carolina. Wright matched his career high with six assists.

The Gamecock defense forced 15 turnovers and held Upstate below 40.0% shooting. The Spartans made just one 3-pointer in the game.

Carolina led by seven at the break and outscored the Spartans 38-25 the final 20 minutes.

COLUMBIA, S.C. (AP) — Collin Murray-Boyles scored 22 points and Morris Ugusuk hit a 3-pointer in overtime to give South Carolina the lead for good in a 91-88 victory over rival No. 25 Clemson on Tuesday night.

South Carolina (8-3) seemed to have things in hand, ahead 76-69 in the final two minutes of regulation. But Chase Hunter had three 3-pointers down the stretch, including a bank shot with 0.3 seconds left that tied it at 80 and forced the extra period.

Ugusuk hit a 3-pointer and Murray-Boyles followed with a pair of foul shots to extend the lead.

Duke transfer Christian Reeves had two foul shots for Clemson (9-3) down 89-87 with 3.7 seconds to go. But he missed the first one and his line drive attempt banked in. Jamarii Thomas was quickly fouled by the Tigers and made both.

Hunter's floating 3-pointer at the buzzer came up short as South Carolina won its fifth straight. Hunter finished with 27 points and Schieffelin had 23 points and 12 rebounds before fouling out in overtime.

Stute finished with 19 points for the Gamecocks.

TAKEAWAYS


Clemson: The Tigers made the rankings with a splashy, 80-76 win over top-5 Kentucky earlier this month. But they have lost two straight and will likely fall from the rankings.

South Carolina: The Gamecocks are finding their stride with five straight victories, including three over ACC opponents in that stretch.

GAME 10

GAME 11

GAME 12



USC Upstate - 53

Record: 4-8

Official Basketball Box Score - Final
USC Upstate at South Carolina
 121424 Colonial Life Arena, Columbia
 2024-25 South Carolina Men's Basketball
 Officials: Chuck Jones, Landon Brando, David Lewis

Game Time: 7:00 PM
 Game Duration: 2:07
 Attendance: 10,782

| USC Upstate - 53 | | Record: 4-8 | | | | | | | | | | | |
|------------------|-------------------|-------------|------|------|-----|----------|-------|----|----|----|----|--------|-----|
| NO. | Name | Min | FG | 3P | FT | Rebounds | Fouls | TP | AS | TO | ST | Blocks | pts |
| | | | MA | MA | MA | OR | DR | FF | FR | | | BS | BA |
| 8 | Nic Book | 18:12 | 4-7 | 0-0 | 0-0 | 2 | 1 | 3 | 0 | 0 | 8 | 1 | 1 |
| 3 | Britt Harris | 10:19 | 2-3 | 0-0 | 0-0 | 0 | 3 | 3 | 0 | 0 | 4 | 0 | 0 |
| 4 | Carmelo Adkins | 37:52 | 2-4 | 0-1 | 0-0 | 0 | 5 | 5 | 0 | 0 | 4 | 0 | 1 |
| 5 | Miles Stute | 17:16 | 0-5 | 0-0 | 1-4 | 3 | 1 | 4 | 3 | 1 | 2 | 1 | 1 |
| 11 | Kamarii Garcia | 35:57 | 4-16 | 0-2 | 0-1 | 0 | 1 | 1 | 0 | 3 | 8 | 3 | 1 |
| 12 | Breylin Garcia | 26:22 | 7-12 | 0-0 | 0-0 | 4 | 9 | 13 | 4 | 0 | 14 | 2 | 1 |
| 0 | Andrew McConnell | 10:00 | 1-3 | 0-2 | 3-4 | 0 | 1 | 1 | 3 | 2 | 5 | 0 | 2 |
| 2 | Isiah Skinner | 22:39 | 1-4 | 1-3 | 2-2 | 2 | 0 | 2 | 2 | 2 | 5 | 0 | 2 |
| 4 | Chico Johnson | 10:31 | 1-4 | 0-1 | 0-0 | 0 | 1 | 1 | 0 | 2 | 0 | 2 | 0 |
| 22 | Daniel Hellerhoff | 08:14 | 1-2 | 0-1 | 0-0 | 0 | 2 | 2 | 2 | 0 | 2 | 0 | 0 |
| 21 | CJ Rich | 02:38 | 0-0 | 0-0 | 0-0 | 0 | 0 | 0 | 0 | 0 | 0 | 1 | 0 |
| Team | | | | | | 2 | 1 | 3 | | 0 | 1 | | |
| Totals | | 23:41 | 1-10 | 0-11 | 13 | 25 | 38 | 19 | 10 | 53 | 8 | 15 | 8 |

Technical Fouls: NONE

Shooting By Period

1st FG%: 12.50 31.0%

2nd FG%: 15.31 35.7%

3rd FG%: 0.00 0.0%


4th FG%: 3.6 50%

GMFG%: 23.61 37.7%

FT%: 1-10 10.0%

FT%: 0-11 0.0%

Dead Ball Rebounds: 1-0



#25 Clemson - 88

Record: 9-3

Official Basketball Box Score - Final
#25 Clemson at South Carolina
 121724 Colonial Life Arena, Columbia
 2024-25 South Carolina Men's Basketball
 Officials: Pat Adams, Joe Lindsay, William Covington

Game Time: 7:00 PM
 Game Duration: 2:38
 Attendance: 12,780

| #25 Clemson - 88 | | Record: 9-3 | | | | | | | | | | | |
|------------------|------------------|-------------|------|-------|------|----------|-------|----|----|----|----|--------|-----|
| NO. | Name | Min | FG | 3P | FT | Rebounds | Fouls | TP | AS | TO | ST | Blocks | pts |
| | | | MA | MA | MA | OR | DR | FF | FR | | | BS | BA |
| 5 | Viktor Lukhin | 15:22 | 1-7 | 0-1 | 2-2 | 3 | 3 | 6 | 5 | 1 | 4 | 1 | 2 |
| 4 | Ian Schieffelin | 38:47 | 8-11 | 1-1 | 6-7 | 3 | 9 | 12 | 5 | 5 | 23 | 0 | 2 |
| 7 | Chauncey Wiggins | 30:16 | 3-8 | 1-4 | 0-0 | 2 | 1 | 3 | 1 | 4 | 7 | 1 | 0 |
| 11 | Chase Hunter | 41:23 | 9-18 | 5-8 | 4-4 | 0 | 0 | 0 | 1 | 2 | 27 | 3 | 1 |
| 11 | Joeden Zachary | 33:16 | 3-8 | 1-3 | 3-3 | 0 | 0 | 0 | 5 | 4 | 10 | 3 | 2 |
| 2 | Dillon Hunter | 19:43 | 3-6 | 0-2 | 0-0 | 0 | 3 | 3 | 0 | 6 | 3 | 1 | 1 |
| 8 | Miles Foster | 01:40 | 0-0 | 0-0 | 0-0 | 0 | 0 | 0 | 0 | 1 | 0 | 0 | 0 |
| 10 | Del Jones | 10:44 | 0-0 | 0-0 | 0-0 | 0 | 0 | 0 | 0 | 1 | 0 | 0 | 0 |
| 14 | Christian Reeves | 07:25 | 0-1 | 0-0 | -1-2 | 0 | 1 | 1 | 0 | 1 | 0 | 0 | 0 |
| 3 | Jakob Heiderder | 26:16 | 3-5 | 1-2 | 3-3 | 0 | 2 | 3 | 2 | 3 | 10 | 2 | 0 |
| 32 | Daniel Nauseef | 00:01 | 0-0 | 0-0 | 0-0 | 0 | 0 | 0 | 0 | 0 | 0 | 0 | 0 |
| 5 | Asa Thomas | 00:04 | 0-0 | 0-0 | 0-0 | 0 | 0 | 0 | 0 | 0 | 0 | 0 | 0 |
| Team | | | | | | 0 | 1 | 1 | | 0 | 0 | | |
| Totals | | 30:54 | 6-21 | 19-21 | 8 | 20 | 28 | 21 | 68 | 13 | 10 | 7 | 2 |

Technical Fouls: Schieffelin 2 1st 2:46

Shooting By Period

1st FG%: 9.29 31.0%

2nd FG%: 19.30 63.3%

3rd FG%: 7.7 100%

4th FG%: 7.11 53.9%

OT FG%: 9-10 90%

OT FG%: 2.6 40.0%

FT%: 1-3 33.3%


FT%: 3-4 75%

GMFG%: 30.64 46.9%

FT%: 9-21 42.9%

FT%: 19-21 90.5%

Dead Ball Rebounds: 1-0



Radford - 48

Record: 10-5

Official Basketball Box Score - Final
Radford at South Carolina
 121224 Colonial Life Arena, Columbia
 2024-25 South Carolina Men's Basketball
 Officials: Doug Shores, Courtney Green, Anthony Gades

Game Time: 7:00 PM
 Game Duration: 1:55
 Attendance: 13,581

| Radford - 48 | | Record: 10-5 | | | | | | | | | | | |
|--------------|-----------------|--------------|------|-----|------|----------|-------|----|----|----|----|--------|-----|
| NO. | Name | Min | FG | 3P | FT | Rebounds | Fouls | TP | AS | TO | ST | Blocks | pts |
| | | | MA | MA | MA | OR | DR | FF | FR | | | BS | BA |
| 5 | Josiah Harris | 21:29 | 3-7 | 0-0 | 2-5 | 1 | 4 | 5 | 4 | 8 | 0 | 0 | 1 |
| 8 | Isiah Gaines | 12:34 | 0-1 | 0-0 | 0-0 | 2 | 1 | 3 | 1 | 0 | 3 | 0 | 1 |
| 54 | Iou Yamazaki | 02:04 | 0-0 | 0-0 | 0-0 | 1 | 1 | 2 | 0 | 4 | 0 | 0 | 0 |
| 6 | Brandon Macelin | 02:06 | 0-0 | 0-0 | 1-1 | 1 | 1 | 3 | 4 | 2 | 3 | 0 | 0 |
| 11 | Jamari Moss | 31:09 | 3-10 | 2-6 | 2-2 | 4 | 4 | 0 | 3 | 10 | 2 | 1 | 0 |
| 4 | Truth Harris | 14:05 | 0-5 | 0-1 | 0-0 | 0 | 0 | 0 | 0 | 0 | 0 | 1 | 0 |
| 23 | TJ NeSmith | 20:00 | 5-8 | 0-0 | 4-4 | 2 | 3 | 5 | 2 | 2 | 14 | 0 | 2 |
| 1 | Zion Walker | 19:33 | 2-7 | 0-1 | 0-0 | 0 | 0 | 0 | 0 | 1 | 0 | 0 | 0 |
| 32 | David Early | 05:55 | 0-1 | 0-1 | 0-0 | 0 | 0 | 0 | 0 | 0 | 0 | 0 | 0 |
| 7 | Jonas Sirtautas | 11:14 | 2-3 | 0-0 | 0-0 | 1 | 1 | 1 | 0 | 4 | 0 | 0 | 0 |
| 34 | Xavier Foster | 08:29 | 0-2 | 0-0 | 0-0 | 1 | 0 | 1 | 0 | 3 | 0 | 0 | 0 |
| 10 | Tony Fielder | 02:46 | 0-1 | 0-1 | 0-0 | 0 | 1 | 1 | 0 | 0 | 0 | 0 | 0 |
| 2 | Chance Davis | 01:27 | 0-1 | 0-0 | 0-0 | 1 | 1 | 0 | 0 | 0 | 0 | 0 | 0 |
| Team | | | | | | 0 | 1 | 1 | | 0 | 0 | | |
| Totals | | 19:55 | 2-12 | 0-3 | 6-13 | 6 | 18 | 24 | 21 | 13 | 49 | 10 | 8 |

Technical Fouls: NONE

Shooting By Period

1st FG%: 9.67 45.2%

2nd FG%: 2-7 28.6%

3rd FG%: 5-8 62.5%

4th FG%: 0-0 0.0%

GMFG%: 19.56 34.5%

FT%: 2-2 66.7%

FT%: 6-15 40.0%

Dead Ball Rebounds: 3-1

THE LAST TIME IN SOUTH CAROLINA BASKETBALL...

AN INDIVIDUAL ...

| | |
|---|--|
| Scored 20 or more points: | South Carolina: Collin Murray-Boyles (22), vs. #25/RV Clemson (Dec. 17, 2024), in Columbia, S.C. Opponent: Chase Hunter (27) & Ian Schieffelin (23), #25/RV Clemson (Dec. 17, 2024), in Columbia, S.C. |
| Scored 30 or more points: | South Carolina: Collin Murray-Boyles (31) vs. Vanderbilt (Feb. 10, 2024) in Columbia, S.C. Opponent: Dalton Knecht (31), Tennessee (Jan. 30, 2024), in Knoxville, Tenn. |
| Scored 35 or more points: | South Carolina: Sindarius Thornwell (44) vs. Alabama (Feb. 7, 2017) in Columbia, S.C. Opponent: Emoni Bates (36), Eastern Michigan (Dec. 30, 2022), in Columbia, S.C. |
| Scored 40 or more points: | South Carolina: Sindarius Thornwell (44), vs. Alabama (Feb. 7, 2017) in Columbia, S.C. Opponent: Jermaine Couisnard (40), Oregon (Mar. 21, 2024) in Pittsburgh, Pa. |
| Collected 20 or more rebounds: | South Carolina: Sindarius Thornwell (21), vs. Alabama (Feb. 7, 2017) in Columbia, S.C. Opponent: Ekpe Udoh (20), Baylor (Jan. 2, 2010) in Columbia, S.C. |
| Collected 15 or more rebounds: | South Carolina: Collin Murray-Boyles (16), vs. SC State (Nov. 8, 2024), in Columbia, S.C. Opponent: Henry Coleman III (15), Texas A&M (Jan. 29, 2022) in College Station, Texas |
| Made 12 or more field goals: | South Carolina: Collin Murray-Boyles (14) vs. Vanderbilt (Feb. 10, 2024) in Columbia, S.C. Opponent: Jermaine Couisnard (14), Oregon (Mar. 21, 2024) in Pittsburgh, Pa. |
| Made 10 or more field goals: | South Carolina: Collin Murray-Boyles (10), vs. East Carolina (Dec. 7, 2024), in Columbia, S.C. Opponent: Allen Flanigan (11), Ole Miss (Feb. 6, 2024), in Columbia, S.C. |
| Attempted 20 or more field goals: | South Carolina: Gregory "GG" Jackson II (20), vs. Ole Miss (March 8, 2023), in Nashville, Tenn. Opponent: Jermaine Couisnard (22), Oregon (Mar. 21, 2024), in Pittsburgh, Pa. |
| Attempted 25 or more field goals: | South Carolina: Sindarius Thornwell (25), vs. Alabama (Feb. 7, 2017) in Columbia, S.C. Opponent: Brandon Miller (25), No. 2/2 Alabama (Feb. 22, 2023) in Columbia, S.C. |
| Dished 10 or more assists: | South Carolina: Jermaine Couisnard (10), vs. Miss. State (March 3, 2020) in Columbia, S.C. Opponent: Zakai Zeigler (11), No. 11/13 Tennessee (Feb. 25, 2023) in Knoxville, Tenn. |
| Swiped 5 or more steals: | South Carolina: Erik Stevenson (6), vs. Princeton (Nov. 12, 2021) in Asheville, N.C. Opponent: Dailyn Swain (5), #22/22 Xavier (Nov. 25, 2024), in Fort Myers, Fla. |
| Blocked 5 or more shots: | South Carolina: Maik Kotsar (6), vs. North Greenville (Dec. 31, 2018) in Columbia, S.C. Opponent: Oumar Ballo (6), No. 16/16 Indiana (Nov. 16, 2024), in Bloomington, Ind. |
| Made 5 or more 3-point field goals: | South Carolina: Myles Stute (5), vs. #25/RV Clemson (Dec. 17, 2024), in Columbia, S.C. Opponent: Chase Hunter (5), #25/RV Clemson (Dec. 17, 2024), in Columbia, S.C. |
| Attempted 8 or more 3-point field goals: | South Carolina: Jamarii Thomas (8), vs. East Carolina (Dec. 7, 2024), in Columbia, S.C. Opponent: Chase Hunter (8), #25/RV Clemson (Dec. 17, 2024), in Columbia, S.C. |
| Made 10 or more free throws: | South Carolina: Nick Pringle (10), vs. Radford (Dec. 22, 2024), in Columbia, S.C. Opponent: Josh Hubbard (10), Mississippi State (Mar. 9, 2024), in Starkville, Miss. |
| Attempted 15 or more free throws: | South Carolina: Chris Silva (16), vs. Georgia (March 9, 2019) in Columbia, S.C. Opponent: Nendah Tarke (15), Towson (Nov. 12, 2024), in Columbia, S.C. |
| Played all 40 minutes of regulation: | South Carolina: AJ Lawson, at LSU (Jan. 16, 2021) in Baton Rouge, La. Opponent: Khalif Battle, Arkansas (Mar. 14, 2024), in Nashville, Tenn. |
| A player hit a last-second shot (within 3 seconds) to win a game: | South Carolina: Jamarii Thomas (two OT FTs), #25/RV Clemson (Dec. 17, 2024), in Columbia, S.C. Opponent: Brandon Miller (left-handed layup), No. 2/2 Alabama (Feb. 22, 2023) in Columbia, S.C. |
| A player had a double-double: | South Carolina: Collin Murray-Boyles (13 pts, 11 reb), vs. USC Upstate (Dec. 14, 2024), in Columbia, S.C. Opponent: Ian Schieffelin (23 pts, 12 reb), #25/RV Clemson (Dec. 17, 2024), in Columbia, S.C. |
| Two or more players had a double-double: | South Carolina: Gregory "GG" Jackson II (20 pts, 10 reb) & Josh Gray (11 pts, 13 reb), at Florida (Jan. 25, 2023), in Gainesville, Fla. Opponent: Tolu Smith III (14 pts, 10 reb) & Cameron Matthews (18 pts, 11 reb), Mississippi State (March 9, 2024) in Starkville, Miss. |
| A player had a triple-double: | South Carolina: Sam Muldrow (16 points, 14 rebounds, 10 blocks) vs. Vanderbilt (Jan. 8, 2011) in Columbia, S.C. Opponent: Daniel Hackett (Southern California - 22 points, 10 rebounds, 10 assists) (Nov. 17, 2007) in Columbia, S.C. |
| *** Only second triple-double in South Carolina history (Chuck Eidson (25 points, 10 rebounds, 10 assists) vs. SC State (Nov. 29, 2002) in Columbia, S.C. | |
| Scored 30 or more points in back-to-back games: | South Carolina: Devan Downey, 30 vs. Kentucky (Jan. 26, 2010) in Columbia, S.C. 33 vs. Georgia (Jan. 30, 2010) in Columbia, S.C. |
| Scored 25 or more points in back-to-back games: | South Carolina: AJ Lawson, 25 vs. Florida A&M (Jan. 2, 2021) 30 vs. Texas A&M (Jan. 6, 2021) |

A TEAM ...

| | |
|---|---|
| Scored 100 or more points: | South Carolina: 105 vs. Army (Dec. 22, 2021) in Columbia, S.C. Opponent: 101, Auburn (Feb. 14, 2024) in Auburn, Ala. |
| Scored 50 points or less: | South Carolina: 47, at Alabama (Jan. 9, 2024), in Tuscaloosa, Ala. Opponent: 48, vs. Radford (Dec. 22, 2024), in Columbia, S.C. |
| Scored 50 points in a half: | South Carolina: 51 (2nd half), vs. No. 24/24 Florida (Mar. 2, 2024) in Columbia, S.C. Opponent: 54 (2nd half), #25/RV Clemson (Dec. 17, 2024), in Columbia, S.C. |
| Failed to score 25 points in a half: | South Carolina: 24 (1st half), vs. No. 4/4 Tennessee (Mar. 6, 2024), in Columbia, S.C. Opponent: 12 (2nd half), Radford (Dec. 22, 2024), in Columbia, S.C. |

| | |
|--|---|
| Collected 50 or more rebounds: | South Carolina: 51, vs. SC State (Nov. 8, 2024), in Columbia, S.C. Opponent: 51, Clemson (Dec. 18, 2021) in Clemson, S.C. |
| Shot 60% or better from the field: | South Carolina: 60.0% (39-65), vs. High Point (March 15, 2016) in Columbia, S.C. Opponent: 61.0% (36-59) No. 13/12 Auburn (Feb. 14, 2024) in Auburn, Ala. |
| Shot 50% or better from the field: | South Carolina: 51.7% (30-58), vs. #25/RV Clemson (Dec. 17, 2024), in Columbia, S.C. Opponent: 51.0% (26-51), No. 16/16 Indiana (Nov. 16, 2024), in Bloomington, Ind. |
| Shot less than 30% from the field: | South Carolina: 28.1% (16-57), vs. No. 12/12 Auburn (Mar. 15, 2024), in Nashville, Tenn. Opponent: 29.6% (16-54), Towson (Nov. 12, 2024), in Columbia, S.C. |
| Shot 50% or better from 3-point range (at least 10 attempts): | South Carolina: 52.2% (12-23), vs. East Carolina (Dec. 7, 2024), in Columbia, S.C. Opponent: 60.0% (12-20), No. 13/12 Auburn (Feb. 14, 2024), in Auburn, Ala. |
| Shot 20% or less from 3-point range (at least 10 attempts): | South Carolina: 20.0% (3-15), vs. Arkansas (Mar. 14, 2024), in Nashville, Tenn. Opponent: 10.0% (1-10), USC Upstate (Dec. 14, 2024), in Columbia, S.C. |
| Dished 20 or more assists: | South Carolina: 20, at Mississippi State (Mar. 9, 2024), in Starkville, Miss. Opponent: 22, No. 13/12 Auburn (Feb. 14, 2024) in Auburn, Ala. |
| Made 35 or more shots: | South Carolina: 45, vs. Allen (Dec. 14, 2021) in Columbia, S.C. Opponent: 36, No. 13/12 Auburn (Feb. 14, 2024) in Auburn, Ala. |
| Attempted 80 or more shots: | South Carolina: 82, vs. No. 5/4 Kentucky, (Feb. 8, 2022) in Columbia, S.C. Opponent: 83, LSU (Feb. 10, 1996) in Columbia, S.C. |
| Attempted 70 or more shots: | South Carolina: 71, vs. VMI (Nov. 13, 2023), in Columbia, S.C. Opponent: 72, Army (Dec. 22, 2021) in Columbia, S.C. |
| Made 10 or more 3-pointers: | South Carolina: 12, vs. East Carolina (Dec. 7, 2024), in Columbia, S.C. Opponent: 12, Mercer (Nov. 21, 2024), in Columbia, S.C. |
| Did not make a 3-pointer: | South Carolina: vs. USC Upstate (Nov. 6, 2018) in Columbia Opponent: Mississippi State (Feb. 23, 2022) in Columbia, S.C. |
| Attempted 30 or more 3-pointers: | South Carolina: 30, vs. Radford (Dec. 22, 2024), in Columbia, S.C. Opponent: 37, Vanderbilt (Feb. 14, 2023) in Columbia, S.C. |
| Attempted 25 or more 3-pointers: | South Carolina: 27, vs. Mercer (Nov. 21, 2024), in Columbia, S.C. Opponent: 26, Mercer (Nov. 21, 2024), in Columbia, S.C. |
| Made 30 or more free throws: | South Carolina: 35, vs. Alabama (Feb. 7, 2017), in Columbia, S.C. Opponent: 34, Ole Miss (Feb. 13, 2021) in Columbia, S.C. |
| Attempted 40 or more free throws: | South Carolina: 50, vs. Alabama (Feb. 7, 2017) in Columbia, S.C. Opponent: 44, Ole Miss (Feb. 13, 2021) in Columbia, S.C. |
| Swiped 15 or more steals: | South Carolina: 15, at Georgia (Feb. 27, 2021) in Athens, Ga. Opponent: 15, Georgia (Jan. 28, 2023) in Athens, Ga. |
| Blocked 12 or more shots: | South Carolina: 12, vs. Coastal Carolina (Nov. 30, 2018) in Coulmbia, S.C. Opponent: 12, Florida (Feb. 3, 2021) in Gainesville, Fla. |
| Blocked 8 or more shots: | South Carolina: 8, vs. North Florida (Nov. 4, 2024), in Columbia, S.C. Opponent: 8, No. 12/12 Auburn (Mar. 15,, 2024), in Nashville, Tenn. |
| Won by 30 or more points: | South Carolina: 32, vs. Florida A&M (Jan. 3, 2023), in Columbia, S.C. Opponent: 31, No. 12/12 Auburn (Mar. 15, 2024) in Nashville, Tenn. |
| Won by 20 or more points: | South Carolina: 26, vs. Radford (Dec. 22, 2024), in Columbia, S.C. Opponent: 21, Florida (Jan. 25, 2023), in Gainesville, Fla. |
| Played a single overtime game: | Win: 91-88, #25/RV Clemson (Dec. 17, 2024), in Columbia, S.C. Loss: 78-76, vs. No. 2/2 Alabama (Feb. 22, 2023) in Columbia, S.C. |
| Played a double overtime game: | Win: 87-85 vs. WKU (Nov. 27, 2010) in Bowling Green, Ky. Loss: 98-88 vs. Louisville (Feb. 20, 1988) in Columbia, S.C. |
| South Carolina played a No. 1 Team in the country: | Win: 68-62 vs. No. 1/1 Kentucky (Jan. 26, 2010) in Columbia, S.C. Loss: 85-73 loss to No. 1/1 Tennessee (Feb. 13, 2019) in Knoxville, Tenn. |
| South Carolina played a top-5 opponent: | Win: 63-59 at No. 5/5 Tennessee, (Jan. 30, 2024) in Knoxville, Tenn. Loss: 66-59 loss to No. 4/4 Tennessee (Mar. 6, 2023) in Columbia, S.C. |
| South Carolina played a top-10 opponent: | Win: 63-59 win at No. 5/5 Tennessee (Jan. 30, 2024) in Knoxville, Tenn. Loss: 85-42 loss vs. No. 8/9 Tennessee (Jan. 7, 2023), in Columbia, S.C. |
| South Carolina played a top-25 opponent: | Win: 91-88 OT win vs. #25/RV Clemson (Dec. 17, 2024), in Columbia, S.C. Loss: 75-66 loss vs. No. 22/22 Xavier (Nov. 25, 2024), in Fort Myers, Fla.. |
| South Carolina defeated a ranked opponent: | Home: 91-88 OT win vs. #25/RV Clemson (Dec. 17, 2024), in Columbia, S.C.. Away: 63-59 win at No.5/5 Tennessee (Jan. 30, 2024) in Knoxville, Tenn. Neutral: 77-70 vs. No. 20/17 Florida (March 26, 2017) in New York City SEC Home: 82-76 win vs. No. 24/24 Florida (Mar. 2, 2024) in Columbia, S.C. SEC Away: 63-59 win at No.5/5 Tennessee (Jan. 30, 2024) in Knoxville, Tenn. |
| South Carolina defeated a top-10 opponent | Home: 79-62 win vs. No. 6/6 Kentucky (Jan. 23, 2024) in Columbia, S.C. Away: 63-59 win at No. 5/5 Tennessee (Jan. 30, 2024) in Knoxville, Tenn. Neutral: 88-81 win vs. No. 7/7 Duke (March 19, 2017) in Greenville, S.C. |
| A South Carolina win opened the season: | Home: 82-53 win vs. USC Upstate (Nov. 6, 2023), in Columbia, S.C. Away: 73-52 win at Wofford (Nov. 10, 2017) in Spartanburg, S.C. Neutral: 74-61 win vs. Chaminade (Nov. 19, 2001) in Maui, Hawaii (Maui Invite) |
| South Carolina opened SEC play: | Home: 68-62 win vs. Miss. State (Jan. 6, 2024), in Columbia, S.C. Away: 84-79 OT loss at Vanderbilt (Jan. 3, 2023), in Nashville, Tenn. |



Jordan Butler

So. • Forward • 7-0 • 240 • Mauldin, S.C. // Missouri

CAREER HIGHS

Single Game Highs

| Statistic | Value |
|--------------|--|
| Points | 10 at Ole Miss 02/17/24 |
| Rebounds | 5 at Texas A&M 01/23/24 |
| Assists | 2 vs Ole Miss 03/02/24 |
| Steals | 2 vs SIUE 11/13/23, at Vanderbilt 02/03/24 |
| Blocks | 3 vs Texas A&M 02/07/24 |
| FG Made | 4 at Ole Miss 02/17/24 |
| FG Attempts | 7 at Ole Miss 02/17/24 |
| 3FG Made | 2 vs Virginia Tech 11/27/24 |
| 3FG Attempts | 4 vs Illinois 12/22/23 |
| FT Made | 4 vs Clemson 12/17/24 |
| FT Attempts | 4 vs Loyola Maryland 11/25/23, at Ole Miss 02/17/24, vs Clemson 12/17/24 |

SUPERLATIVES

| | '24-25 | Career |
|--------------------------|--------|--------|
| Double-figure scoring | - | 1 |
| Double-figure rebounding | - | - |
| Double-double | - | - |
| 2+ blocks | - | 9 |
| Team high scoring | - | - |
| Team high rebounding | - | - |
| Team high blocks | - | - |

includes led, or shared team high ; * Carolina ONLY



INSTAGRAM: @jordanbutlerr0

2024-25 GAME-BY-GAME

| Opponent | Date | GS | MIN | Total | | 3-Pointers | | Free throws | | Rebounds | | | | PF | A | TO | BLK | STL | PTS | AVG |
|--------------------|------------|----|-------|--------|-------|------------|-------|-------------|-------|----------|-----|-----|-----|----|---|----|-----|-----|-----|-----|
| | | | | FG-FGA | PCT | 3FG-3FGA | PCT | FT-FTA | PCT | OFF | DEF | TOT | AVG | | | | | | | |
| North Florida | 11/04/2024 | | 02:57 | 1-2 | .500 | 1-1 | 1.000 | 0-0 | .000 | 0 | 0 | 0 | 0.0 | 0 | 0 | 0 | 0 | 0 | 3 | 3.0 |
| South Carolina St. | 11/08/2024 | | 03:46 | 0-0 | .000 | 0-0 | .000 | 0-0 | .000 | 1 | 1 | 2 | 1.0 | 0 | 0 | 1 | 1 | 0 | 0 | 1.5 |
| Towson | 11/12/2024 | | 02:53 | 0-1 | .000 | 0-1 | .000 | 0-0 | .000 | 0 | 0 | 0 | 0.7 | 2 | 0 | 0 | 0 | 0 | 0 | 1.0 |
| at Indiana | 11/16/2024 | | 01:46 | 0-0 | .000 | 0-0 | .000 | 0-0 | .000 | 0 | 0 | 0 | 0.5 | 0 | 0 | 0 | 0 | 0 | 0 | 0.8 |
| vs Xavier | 11/25/2024 | | 05:31 | 1-2 | .500 | 1-2 | .500 | 0-0 | .000 | 0 | 0 | 0 | 0.4 | 1 | 0 | 0 | 1 | 0 | 3 | 1.2 |
| vs Virginia Tech | 11/27/2024 | | 08:35 | 2-2 | 1.000 | 2-2 | 1.000 | 0-0 | .000 | 0 | 1 | 1 | 0.5 | 0 | 1 | 0 | 1 | 0 | 6 | 2.0 |
| at Boston College | 12/03/2024 | | 06:45 | 1-2 | .500 | 1-2 | .500 | 0-0 | .000 | 0 | 0 | 0 | 0.4 | 2 | 1 | 0 | 0 | 0 | 3 | 2.1 |
| USC Upstate | 12/14/2024 | | 07:22 | 0-2 | .000 | 0-2 | .000 | 1-2 | .500 | 0 | 1 | 1 | 0.5 | 0 | 0 | 0 | 0 | 1 | 1 | 2.0 |
| Clemson | 12/17/2024 | | 00:57 | 0-0 | .000 | 0-0 | .000 | 4-4 | 1.000 | 0 | 1 | 1 | 0.6 | 1 | 0 | 0 | 0 | 0 | 4 | 2.2 |
| Radford | 12/22/2024 | | 03:47 | 0-1 | .000 | 0-1 | .000 | 0-0 | .000 | 0 | 2 | 2 | 0.7 | 0 | 0 | 0 | 0 | 0 | 0 | 2.0 |
| Totals | | 0 | 44:19 | 5-12 | .417 | 5-11 | .455 | 5-6 | .833 | 1 | 6 | 7 | 0.7 | 6 | 2 | 1 | 3 | 1 | 20 | 2.0 |

Player Averages

| Games Played | Minutes/ game | Points/ game | FG Pct | 3FG Pct | FT Pct | Rebounds/ game | Assists/ game | Turnovers/ game | Assist/Turnover ratio | Steals/ game | Blocks/ game |
|--------------|---------------|--------------|--------|---------|--------|----------------|---------------|-----------------|-----------------------|--------------|--------------|
| 10 | 4.4 | 2.0 | 41.7 | 45.5 | 83.3 | 0.7 | 0.2 | 0.1 | 2.0 | 0.1 | 0.3 |

PLAYER BIO

2024-25

- Hit four clutch FTs at end of first half in team's 91-88 (OT) win vs. No. 25 Clemson (Dec. 17)
- Made his Gamecock debut vs. North Florida (Nov. 4), hitting a 3 late in the first half

PRE-SOUTH CAROLINA

- Spent his freshman season at Missouri in 2023-24
- Played in 31 games for the Tigers, making 14 starts
- Averaged 2.3 points and 2.0 rebounds in 11.4 minutes per game
- Had his best game of the season at Ole Miss (Feb. 17) with 10 points (4-of-7 FGs) and five rebounds
- Four-star prospect and a top-150 player that was ranked No. 2 in the state of South Carolina coming out of high school
- Played five seasons at Chris Church Episcopal School with his father, John, serving as his coach
- Helped lead the Cavaliers to a pair of state titles in 2021 and 2023
- As a senior, averaged 21.4 points, 9.8 rebounds, 3.4 blocks and 1.2 assists per game
- Was the 2023 Class A State Player of the Year and was selected to play in the Carolina Classic All-Star Game
- Two-time all-state and all-region selection, averaged 11.0 points and 7.0 rebounds per game in his five prep years

PERSONAL

- Son of John and Casie – has an older brother John Jr. and a younger brother Josh
- Born on June 20, 2005
- Mom played basketball at South Carolina from 1997-00 ; was a two-time member of the SEC Academic Honor Roll (1999, 2000) and was a member of the 1999 SEC Community Service Team ; she played in 60 games for the Gamecocks, averaging 4.6 points and 2.7 rebounds per contest
- Older brother, John Jr., played at Florida State and currently plays for the Capital City Go-Go, the Washington Wizards G-League affiliate
- List chicken alfredo as favorite food
- Two favorite movies are Black Panther and Lion King
- Favorite player to watch and learn from is Anthony Davis
- Advice to young people is to stay the course ; you're on God's timing, not yours
- Communications major

CAREER STATS

| | | | | Field Goals | | 3-Point | | F-Throws | | Rebounds | | | | | | | | | | Scoring | |
|--------------|------|-------|----------|-------------|------|----------|------|----------|------|----------|-----|-----|-----|-------|---|----|-----|-----|-----|---------|--|
| SEASON | TEAM | GP-GS | MIN/AVG | FG-FGA | FG% | 3FG-3FGA | 3FG% | FT-FTA | FT% | OFF | DEF | TOT | AVG | PF-FO | A | TO | BLK | STL | PTS | AVG | |
| 2023-24 | MO | 30-13 | 329/11.0 | 23-58 | .397 | 4-25 | .160 | 10-20 | .500 | 19 | 38 | 57 | 1.9 | 67-4 | 4 | 12 | 25 | 9 | 60 | 2.0 | |
| 2024-25 | SC | 10-0 | 44/4.4 | 5-12 | .417 | 5-11 | .455 | 5-6 | .833 | 1 | 6 | 7 | 0.7 | 6-0 | 2 | 1 | 3 | 1 | 20 | 2.0 | |
| TOTAL FOR SC | | 10-0 | 44/4.4 | 5-12 | .417 | 5-11 | .455 | 5-6 | .833 | 1 | 6 | 7 | 0.7 | 6-0 | 2 | 1 | 3 | 1 | 20 | 2.0 | |
| TOTAL | | 40-13 | 373/9.3 | 28-70 | .400 | 9-36 | .250 | 15-26 | .577 | 20 | 44 | 64 | 1.6 | 73-4 | 6 | 13 | 28 | 10 | 80 | 2.0 | |

Sr. • Guard • 6-2 • 185 • Fort Mill, S.C. // Legacy Early College (Greenville, S.C.)

CAREER HIGHS

| Single Game Highs | |
|-------------------|--|
| Statistic | Value |
| Points | 20 vs South Carolina St. 11/08/24 |
| Rebounds | 6 vs Georgetown 12/05/21, vs Eastern Mich. 12/30/22 |
| Assists | 6 vs Georgetown 12/05/21, vs North Florida 11/04/24, vs USC Upstate 12/14/24 |
| Steals | 2 9 times |
| Blocks | 1 6 times |
| FG Made | 7 vs Alabama 02/22/23, vs South Carolina St. 11/08/24 |
| FG Attempts | 12 vs USC Upstate 11/25/22, vs Florida 03/02/24 |
| 3FG Made | 5 at LSU 02/18/23 |
| 3FG Attempts | 8 at LSU 02/18/23, vs Florida 03/02/24 |
| FT Made | 5 vs Georgia 03/04/23 |
| FT Attempts | 8 vs Georgia 03/04/23 |

SUPERLATIVES

| | '24-25 | Career |
|-----------------------|--------|--------|
| Double-figure scoring | 6 | 25 |
| Double-figure assists | - | - |
| Double-double | - | - |
| 5+ assists | 3 | 5 |
| 2+ steals | - | 9 |
| Team high scoring | 1 | 1 |
| Team high assists | 3 | 25 |
| Team high steals | 1 | 13 |

includes led, or shared team high



IG: @jacobi
X: @JacobiWright
TIKTOK: @_jacobiwright

2024-25 GAME-BY-GAME

| Opponent | Date | GS | MIN | Total | | 3-Pointers | | Free throws | | Rebounds | | | | PF | A | TO | BLK | STL | PTS | AVG | |
|--------------------|------------|----|-------|--------|-------|------------|-------|-------------|-------|----------|-----|-----|-----|-----|----|----|-----|-----|-----|------|------|
| | | | | FG | FGA | PCT | 3FG | 3FGA | PCT | FT | FTA | PCT | OFF | | | | | | | | DEF |
| North Florida | 11/04/2024 | | 27:40 | 6-8 | .750 | 0-1 | .000 | 0-0 | .000 | 0 | 2 | 2 | 2.0 | 1 | 6 | 2 | 0 | 0 | 12 | 12.0 | |
| South Carolina St. | 11/08/2024 | * | 26:42 | 7-10 | .700 | 4-7 | .571 | 2-2 | 1.000 | 0 | 2 | 2 | 2.0 | 1 | 3 | 3 | 1 | 0 | 20 | 16.0 | |
| Towson | 11/12/2024 | * | 29:09 | 5-11 | .455 | 3-7 | .429 | 3-4 | .750 | 0 | 2 | 2 | 2.0 | 1 | 2 | 1 | 0 | 1 | 16 | 16.0 | |
| at Indiana | 11/16/2024 | * | 27:52 | 2-11 | .182 | 0-3 | .000 | 2-4 | .500 | 0 | 0 | 0 | 1.5 | 0 | 2 | 0 | 0 | 0 | 6 | 13.5 | |
| Mercer | 11/21/2024 | * | 27:09 | 4-10 | .400 | 2-6 | .333 | 1-2 | .500 | 2 | 1 | 3 | 1.8 | 0 | 5 | 4 | 1 | 1 | 11 | 13.0 | |
| vs Xavier | 11/25/2024 | * | 28:17 | 4-8 | .500 | 0-2 | .000 | 2-2 | 1.000 | 0 | 4 | 4 | 2.2 | 2 | 1 | 1 | 0 | 0 | 10 | 12.5 | |
| vs Virginia Tech | 11/27/2024 | * | 29:37 | 1-5 | .200 | 1-4 | .250 | 4-6 | .667 | 0 | 3 | 3 | 2.3 | 3 | 2 | 1 | 0 | 0 | 7 | 11.7 | |
| at Boston College | 12/03/2024 | * | 25:52 | 2-3 | .667 | 1-1 | 1.000 | 3-4 | .750 | 0 | 1 | 1 | 2.1 | 2 | 3 | 2 | 0 | 1 | 8 | 11.3 | |
| East Carolina | 12/07/2024 | * | 28:12 | 2-9 | .222 | 2-5 | .400 | 0-0 | .000 | 0 | 2 | 2 | 2.1 | 1 | 1 | 0 | 0 | 0 | 6 | 10.7 | |
| USC Upstate | 12/14/2024 | * | 23:35 | 3-8 | .375 | 2-3 | .667 | 2-2 | 1.000 | 1 | 1 | 2 | 2.1 | 1 | 6 | 2 | 0 | 0 | 10 | 10.6 | |
| Clemson | 12/17/2024 | * | 40:48 | 4-9 | .444 | 1-2 | .500 | 0-2 | .000 | 0 | 2 | 2 | 2.1 | 2 | 2 | 1 | 0 | 0 | 9 | 10.5 | |
| Radford | 12/22/2024 | * | 23:31 | 2-6 | .333 | 2-5 | .400 | 0-0 | .000 | 2 | 0 | 2 | 2.1 | 2 | 1 | 1 | 0 | 0 | 6 | 10.1 | |
| Totals | | | 11 | 338:24 | 42-98 | .429 | 18-46 | .391 | 19-28 | .679 | 5 | 20 | 25 | 2.1 | 16 | 34 | 18 | 2 | 3 | 121 | 10.1 |

Player Averages

| Games Played | Minutes/game | Points/game | FG Pct | 3FG Pct | FT Pct | Rebounds/game | Assists/game | Turnovers/game | Assist/Turnover ratio | Steals/game | Blocks/game |
|--------------|--------------|-------------|--------|---------|--------|---------------|--------------|----------------|-----------------------|-------------|-------------|
| 12 | 28.2 | 10.1 | 42.9 | 39.1 | 67.9 | 2.1 | 2.8 | 1.5 | 1.9 | 0.3 | 0.2 |

PLAYER BIO

AWARDS/HONORS

- SEC Academic Honor Roll – 2021-22, 2022-23, 2023-24
- SEC Community Service Team – 2022

2024-25

- Double figures in 6 games to start season
- Matched career high with 6 assists vs. USC Upstate (Dec. 14)
- Had career-high 20 points in first win of the season vs. SC State (Nov. 8) ; went 7-of-10 from the floor and 4-of-7 from 3 ; was his first time leading team in scoring in 4 seasons
- Matched his career-high with six assists in season-opener vs. UNF (Nov. 4)

CAREER HIGHLIGHTS

- Played in all 34 games in 23-24 with one start and was key reserve off the bench ; averaged 5.9 points, 1.9 assists and 1.8 rebounds in 22.9 minutes per game in helping the team to post a 26-8 record and return to the NCAA Tournament for the first time since 2017
- Team went 8-0 in games he scored in double figures in 23-24
- Scored a season-high 16 points in a comeback victory vs. No. 24/24 Florida (3/2/24) ; was 4-of-8 from 3
- Went 4-of-6 from 3 and had 14 pts off the bench in win vs. No. 6/6 Kentucky (1/23/24)
- Played a season-high 29 minutes and had 11 points in comeback, overtime victory at Missouri (1/13/24) ; hit the game-winning shot with 13 seconds left in OT with a fade-away jumper over 7-foot-5 Connor Vanover
- Became key contributor in sophomore campaign, playing in 32 games with 15 starts including the final nine games of the season
- Averaged 7.3 points, 2.1 rebounds and 1.8 assists per game ; scored in double figures nine times and dished out three or more assists on 10 occasions
- Had 13 points off the bench in overtime game at Georgia (1/28/23) ; was his first career SEC game in double figures
- Led the team to a comeback victory on the road at Ole Miss (2/11/23) with 17 points, five rebounds and four assists ; nailed a go-ahead corner 3 with 44 seconds remaining in the 64-61 victory
- Led the team to victory again on the road with a then career-high 18 points at LSU (2/18/23) ; made 5 3s (career-high)

PERSONAL

- Son of Chris and Mikisha Wright ; has a younger sister, Kiana
- His advice to young people is "believe in yourself, or nobody else will, everyone's journey is different."
- Began playing basketball at the age of five
- Lists Devin Booker as his favorite professional basketball player
- A sport and entertainment management major

CAREER STATS

| | | | | Field Goals | | 3-Point | | F-Throws | | Rebounds | | | | | | | | | | Scoring | |
|---------|------|--------|-----------|-------------|------|----------|------|----------|------|----------|-----|-----|-----|-------|-----|-----|-----|-----|-----|---------|--|
| SEASON | TEAM | GP-GS | MIN/AVG | FG-FGA | FG% | 3FG-3FGA | 3FG% | FT-FTA | FT% | OFF | DEF | TOT | AVG | PF-FO | A | TO | BLK | STL | PTS | AVG | |
| 2021-22 | SC | 30-9 | 465/15.5 | 36-113 | .319 | 11-43 | .256 | 20-28 | .714 | 7 | 40 | 47 | 1.6 | 36-0 | 55 | 38 | 1 | 15 | 103 | 3.4 | |
| 2022-23 | SC | 32-15 | 941/29.4 | 82-207 | .396 | 28-80 | .350 | 42-57 | .737 | 14 | 53 | 67 | 2.1 | 56-0 | 57 | 31 | 1 | 17 | 234 | 7.3 | |
| 2023-24 | SC | 34-1 | 779/22.9 | 69-191 | .361 | 29-90 | .322 | 35-49 | .714 | 15 | 46 | 61 | 1.8 | 46-0 | 64 | 21 | 2 | 15 | 202 | 5.9 | |
| 2024-25 | SC | 12-11 | 338/28.2 | 42-98 | .429 | 18-46 | .391 | 19-28 | .679 | 5 | 20 | 25 | 2.1 | 16-0 | 34 | 18 | 2 | 3 | 121 | 10.1 | |
| TOTAL | | 108-36 | 2522/23.4 | 229-609 | .376 | 86-259 | .332 | 116-162 | .716 | 41 | 159 | 200 | 1.9 | 154-0 | 210 | 108 | 6 | 50 | 660 | 6.1 | |

2

Zachary Davis

Jr. • Guard • 6-7 • 200 • Orangeburg, S.C. // Denmark-Olar (Denmark, S.C.)

CAREER HIGHS

Single Game Highs

| Statistic | Value |
|--------------|---|
| Points | 18 vs Mercer 11/21/24 |
| Rebounds | 9 at Ole Miss 02/24/24 |
| Assists | 4 times |
| Steals | 3 vs Alabama 02/22/23, vs Georgia 03/04/23, vs USC Upstate 11/06/23 |
| Blocks | 2 vs Tennessee 01/07/23 |
| FG Made | 8 at Texas A&M 02/28/24 |
| FG Attempts | 14 at Texas A&M 02/28/24 |
| 3FG Made | 2 5 times |
| 3FG Attempts | 5 4 times |
| FT Made | 6 at Ole Miss 02/24/24, vs Florida 03/02/24, vs Auburn 03/15/24 |
| FT Attempts | 8 vs Auburn 03/15/24, at Ole Miss 02/24/24 |

SUPERLATIVES

| | '24-25 | Career |
|--------------------------|--------|--------|
| Double-figure scoring | 5 | 12 |
| Double-figure rebounding | - | - |
| Double-double | - | - |
| 5+ assists | - | - |
| 2+ blocks | - | 1 |
| 3+ steals | - | 3 |
| Team high scoring | - | 1 |
| Team high rebounding | - | 3 |
| Team high assists | 2 | 7 |
| Team high blocks | - | 8 |
| Team high steals | 2 | 20 |

includes led, or shared team high ; * Carolina ONLY



IG: @therealzlo

X: @ZacharyDavis2_

TIKTOK: @itsnotzachary

2024-25 GAME-BY-GAME

| Opponent | Date | GS | MIN | Total | | 3-Pointers | | Free throws | | Rebounds | | PF | A | TO | BLK | STL | PTS | AVG | | |
|--------------------|------------|----|----------|--------|-------|------------|-------|-------------|-------|----------|-----|----|-----|----|-----|-----|-----|-----|-----|------|
| | | | | FG-FGA | PCT | 3FG-3FGA | PCT | FT-FTA | PCT | OFF | DEF | | | | | | | | TOT | AVG |
| North Florida | 11/04/2024 | * | 26:51 | 4-8 | .500 | 1-5 | .200 | 3-4 | .750 | 1 | 5 | 6 | 6.0 | 4 | 4 | 2 | 0 | 1 | 12 | 12.0 |
| South Carolina St. | 11/08/2024 | | 28:08 | 3-7 | .429 | 0-3 | .000 | 4-4 | 1.000 | 2 | 4 | 6 | 6.0 | 2 | 4 | 0 | 0 | 1 | 10 | 11.0 |
| Towson | 11/12/2024 | | 18:31 | 1-4 | .250 | 0-2 | .000 | 0-1 | .000 | 0 | 4 | 4 | 5.3 | 4 | 1 | 0 | 0 | 1 | 2 | 8.0 |
| at Indiana | 11/16/2024 | | 12:12 | 3-4 | .750 | 0-1 | .000 | 2-2 | 1.000 | 0 | 2 | 2 | 4.5 | 2 | 1 | 0 | 0 | 0 | 8 | 8.0 |
| Mercer | 11/21/2024 | | 27:23 | 7-12 | .583 | 2-5 | .400 | 2-4 | .500 | 1 | 4 | 5 | 4.6 | 0 | 2 | 0 | 0 | 1 | 18 | 10.0 |
| vs Xavier | 11/25/2024 | | 26:13 | 3-8 | .375 | 0-1 | .000 | 2-2 | 1.000 | 2 | 2 | 4 | 4.5 | 1 | 2 | 0 | 0 | 2 | 8 | 9.7 |
| vs Virginia Tech | 11/27/2024 | | 27:11 | 4-8 | .500 | 1-2 | .500 | 3-4 | .750 | 2 | 5 | 7 | 4.9 | 0 | 3 | 2 | 0 | 0 | 12 | 10.0 |
| at Boston College | 12/03/2024 | | 26:37 | 2-2 | 1.000 | 1-1 | 1.000 | 3-6 | .500 | 0 | 3 | 3 | 4.6 | 2 | 0 | 0 | 0 | 1 | 8 | 9.8 |
| East Carolina | 12/07/2024 | | 28:07 | 3-5 | .600 | 2-2 | 1.000 | 2-4 | .500 | 1 | 2 | 3 | 4.4 | 2 | 2 | 3 | 0 | 0 | 10 | 9.8 |
| USC Upstate | 12/14/2024 | | 14:28 | 3-7 | .429 | 1-3 | .333 | 2-2 | 1.000 | 0 | 2 | 2 | 4.2 | 1 | 0 | 2 | 0 | 1 | 9 | 9.7 |
| Clemson | 12/17/2024 | | 09:10 | 0-1 | .000 | 0-0 | .000 | 0-0 | .000 | 0 | 0 | 0 | 3.8 | 4 | 0 | 0 | 0 | 0 | 0 | 8.8 |
| Radford | 12/22/2024 | | 18:28 | 2-7 | .286 | 0-3 | .000 | 4-4 | 1.000 | 1 | 0 | 1 | 3.6 | 0 | 0 | 0 | 0 | 0 | 8 | 8.8 |
| Totals | | | 1 263:19 | 35-73 | .479 | 8-28 | .286 | 27-37 | .730 | 10 | 33 | 43 | 3.6 | 22 | 19 | 9 | 0 | 8 | 105 | 8.8 |

Player Averages

| Games Played | Minutes/game | Points/game | FG Pct | 3FG Pct | FT Pct | Rebounds/game | Assists/game | Turnovers/game | Assist/Turnover ratio | Steals/game | Blocks/game |
|--------------|--------------|-------------|--------|---------|--------|---------------|--------------|----------------|-----------------------|-------------|-------------|
| 12 | 21.9 | 8.8 | 47.9 | 28.6 | 73.0 | 3.6 | 1.6 | 0.8 | 2.1 | 0.7 | 0.0 |

PLAYER BIO

AWARDS/HONORS

- SEC Academic Honor Roll – 2023-24
- SEC Community Service Team – 2023-24

2024-25

- Career-high 18 pts off bench in win over Mercer (Nov. 21)
- Came off the bench in win vs. SC State (Nov. 8) and filled up the stat sheet with 10 pts, 6 reb, 4 ast, 1 stl and 0 TOs

CAREER HIGHLIGHTS

- Became a key contributor and the team's best defender in second season in 23-24, playing in 33 games while starting the final 17 contests
- Averaged 5.9 points, 3.6 rebounds, 1.3 assists and 0.7 steals in 23.0 minutes per game in 23-24
- Scored in double figures a career-best six times, five of which came in SEC games ; team was 8-1 when he scored nine or more points in 23-24
- Shot 43.2 percent (70-of-162) from the floor in 23-24, the third-best percentage on the team of the seven players who played 20.0 minutes or more per game
- Put together impressive back-to-back performances on the road in wins at Ole Miss (2/24/24) and at Texas A&M (2/28/24) ; had 14 points and a career-high nine rebounds against the Rebels ; logged a career-high 16 points on 8-of-14 shooting against the Aggies
- Appeared in 30 games making a pair of starts in 22-23 ; averaged 2.2 points, 2.2 rebounds and 0.7 assists per game while shooting 38.2 percent (26-of-68) from the floor
- Started for the first time in a 68-53 win vs. USC Upstate (11/25/22) and finished the game with seven points, four rebounds and an assist
- Started for the first time in SEC play vs. Texas A&M (1/14/23) and had a season-high 13 points in 22 minutes ; went 4-of-6 from the field in what was his only game in double figures on the season

PERSONAL

- Son of Hercules and Karla Davis – has an older sister, Danielle
- Dad was his high school coach at Denmark-Olar
- Earned a spot on the A-B honor roll every year of high school
- Thinks he can beat coach Paris in HORSE but that it would be a 'good game'
- Shrimp alfredo is favorite meal and go-to spot for a meal is Zaxby's
- Mass communication major

CAREER STATS

| | | | | Field Goals | | 3-Point | | F-Throws | | Rebounds | | | | | | | | | Scoring | |
|---------|------|-------|-----------|-------------|------|----------|------|----------|------|----------|-----|-----|-----|-------|----|----|-----|-----|---------|-----|
| SEASON | TEAM | GP-GS | MIN/AVG | FG-FGA | FG% | 3FG-3FGA | 3FG% | FT-FTA | FT% | OFF | DEF | TOT | AVG | PF-FO | A | TO | BLK | STL | PTS | AVG |
| 2022-23 | SC | 30-2 | 418/13.9 | 26-68 | .382 | 6-35 | .171 | 8-12 | .667 | 16 | 51 | 67 | 2.2 | 33-0 | 22 | 18 | 5 | 21 | 66 | 2.2 |
| 2023-24 | SC | 33-17 | 757/23.0 | 70-162 | .432 | 18-72 | .250 | 36-54 | .667 | 32 | 86 | 118 | 3.6 | 60-0 | 43 | 32 | 7 | 22 | 194 | 5.9 |
| 2024-25 | SC | 12-1 | 263/21.9 | 35-73 | .479 | 8-28 | .286 | 27-37 | .730 | 10 | 33 | 43 | 3.6 | 22-0 | 19 | 9 | 0 | 8 | 105 | 8.8 |
| TOTAL | | 75-20 | 1439/19.2 | 131-303 | .432 | 32-135 | .237 | 71-103 | .689 | 58 | 170 | 228 | 3.0 | 115-0 | 84 | 59 | 12 | 51 | 365 | 4.9 |

5

Nick Pringle

Gr. • Forward • 6-10 • 220 • Seabrook, S.C. // Alabama

CAREER HIGHS


Single Game Highs

| Statistic | Value |
|--------------|---|
| Points | 19 vs Georgia 02/18/23, vs A&M-Corpus Christi 03/16/23, vs USC Upstate 12/14/24 |
| Rebounds | 15 vs A&M-Corpus Christi 03/16/23 |
| Assists | 4 vs Radford 12/22/24 |
| Steals | 3 vs Toccoa Falls 11/25/20, vs Florida 02/08/23 |
| Blocks | 3 vs Longwood 11/07/22, vs South Alabama 11/14/23, vs North Florida 11/04/24 |
| FG Made | 9 vs Georgia 02/18/23 |
| FG Attempts | 13 vs Florida 02/21/24 |
| 3FG Attempts | 1 vs Carver 11/28/20, at Richmond 12/07/20 |
| FT Made | 10 vs Radford 12/22/24 |
| FT Attempts | 13 vs Clemson 03/30/24 |

SUPERLATIVES

| | '24-25 | Career |
|--------------------------|--------|--------|
| Double-figure scoring | 6 | 25 |
| Double-figure rebounding | 2 | 9 |
| Double-double | 1 | 7 |
| 3+ steals | - | 2 |
| 2+ blocks | 2 | 11 |
| Team high scoring | 1 | 1* |
| Team high rebounding | 5 | 5* |
| Team high assists | 1 | 1* |
| Team high blocks | 4 | 4* |

includes led, or shared team high ; * Carolina ONLY



IG: @inickpringle

X: @iNickPringle

2024-25 GAME-BY-GAME

| Opponent | Date | GS | MIN | Total | | 3-Pointers | | Free throws | | Rebounds | | | | PF | A | TO | BLK | STL | PTS | AVG |
|--------------------|------------|----|------------------|--------------|-------------|------------|-------------|--------------|-------------|-----------|-----------|-----------|------------|-----------|-----------|-----------|-----------|----------|------------|-------------|
| | | | | FG-FGA | PCT | 3FG-3FGA | PCT | FT-FTA | PCT | OFF | DEF | TOT | AVG | | | | | | | |
| North Florida | 11/04/2024 | * | 21:51 | 0-2 | .000 | 0-0 | .000 | 3-8 | .375 | 1 | 8 | 9 | 9.0 | 0 | 1 | 0 | 3 | 0 | 3 | 3.0 |
| South Carolina St. | 11/08/2024 | * | 23:15 | 3-7 | .429 | 0-0 | .000 | 2-5 | .400 | 2 | 2 | 4 | 6.5 | 5 | 2 | 0 | 0 | 1 | 8 | 5.5 |
| Towson | 11/12/2024 | * | 29:30 | 6-8 | .750 | 0-0 | .000 | 3-4 | .750 | 2 | 7 | 9 | 7.3 | 1 | 2 | 2 | 1 | 1 | 15 | 8.7 |
| at Indiana | 11/16/2024 | * | 32:44 | 4-5 | .800 | 0-0 | .000 | 5-7 | .714 | 4 | 7 | 11 | 8.3 | 4 | 2 | 3 | 1 | 1 | 13 | 9.8 |
| Mercer | 11/21/2024 | * | 24:25 | 1-3 | .333 | 0-0 | .000 | 4-6 | .667 | 1 | 6 | 7 | 8.0 | 3 | 1 | 0 | 1 | 0 | 6 | 9.0 |
| vs Xavier | 11/25/2024 | * | 18:43 | 4-7 | .571 | 0-0 | .000 | 1-1 | 1.000 | 0 | 3 | 3 | 7.2 | 4 | 0 | 0 | 0 | 0 | 9 | 9.0 |
| vs Virginia Tech | 11/27/2024 | * | 16:28 | 1-2 | .500 | 0-0 | .000 | 0-0 | .000 | 1 | 5 | 6 | 7.0 | 3 | 2 | 0 | 0 | 0 | 2 | 8.0 |
| at Boston College | 12/03/2024 | * | 18:56 | 3-5 | .600 | 0-0 | .000 | 5-6 | .833 | 1 | 3 | 4 | 6.6 | 2 | 1 | 1 | 0 | 0 | 11 | 8.4 |
| East Carolina | 12/07/2024 | * | 25:54 | 2-3 | .667 | 0-0 | .000 | 4-4 | 1.000 | 3 | 7 | 10 | 7.0 | 2 | 1 | 1 | 0 | 0 | 8 | 8.3 |
| USC Upstate | 12/14/2024 | * | 24:39 | 8-10 | .800 | 0-0 | .000 | 3-3 | 1.000 | 2 | 4 | 6 | 6.9 | 2 | 0 | 1 | 2 | 0 | 19 | 9.4 |
| Clemson | 12/17/2024 | * | 26:32 | 7-8 | .875 | 0-0 | .000 | 4-7 | .571 | 1 | 4 | 5 | 6.7 | 5 | 2 | 1 | 1 | 0 | 18 | 10.2 |
| Radford | 12/22/2024 | * | 27:15 | 1-1 | 1.000 | 0-0 | .000 | 10-10 | 1.000 | 2 | 6 | 8 | 6.8 | 3 | 4 | 1 | 1 | 0 | 12 | 10.3 |
| Totals | | | 12 290:11 | 40-61 | .656 | 0-0 | .000 | 44-61 | .721 | 20 | 62 | 82 | 6.8 | 34 | 18 | 10 | 10 | 3 | 124 | 10.3 |

Player Averages

| Games Played | Minutes/ game | Points/ game | FG Pct | 3FG Pct | FT Pct | Rebounds/ game | Assists/ game | Turnovers/ game | Assist/Turnover ratio | Steals/ game | Blocks/ game |
|--------------|---------------|--------------|--------|---------|--------|----------------|---------------|-----------------|-----------------------|--------------|--------------|
| 12 | 24.2 | 10.3 | 65.6 | 0.0 | 72.1 | 6.8 | 1.5 | 0.8 | 1.8 | 0.3 | 0.8 |

PLAYER BIO

2024-25

- 12 pts, 8 reb & 4 ast (career high) in win vs. Radford (Dec. 22) ; made career-high 10 FTs and was perfect 10-for-10 at FT line (first SC player to make 10 FTs & not miss since Gregory "GG" Jackson II at Miss. State on 2/28/23)
- 18 pts (7-of-8 FGs) in OT win vs. Clemson (Dec. 17)
- Led team with 19 pts in win vs. USC Upstate (Dec. 14)
- First double-double at SC with 13 pts (4-of-5 FGs) and 11 reb at No. 16/16 Indiana
- First game in double figures at SC with 15 pts and 9 reb in blowout victory over Towson (Nov. 12)
- Finished with 8 pts and 4 reb in win vs. SC State (Nov. 8)
- Had team-high 9 reb in opener vs. North Florida (Nov. 4) ; also had 3 blks

CAREER HIGHLIGHTS

- In two seasons at Alabama (2022-24), averaged 5.2 points and 4.1 rebounds per contest in 68 games played
- Helped lead the team to its first Final Four in program history this past season playing in 34 games (16 starts) while averaging 6.8 points, 5.1 rebounds, 0.7 assists and 0.7 blocks per contest
- Had a trio of double-doubles, including 16 points and 11 rebounds in the team's Elite Eight win over Clemson
- Led the Crimson Tide with a 62.3 field goal percentage (86-of-138) and 40 dunks in 2023-24 ; had a season-high 17 points in a 109-92 win at LSU (2/10/24)
- Was a part of a Crimson Tide team that won the SEC Regular Season Championship and the SEC Tournament in 2022-23
- Played in 36 games and helped Alabama reach the Sweet 16 ; had the best game of his career in the round of 64 in the 2023 NCAA Tournament with 19 points and 15 rebounds in a 96-75 win over Texas A&M-Corpus Christi
- Spent a season at Dodge City Community College in Kansas in 2021-22 ; had seven double-doubles and 14 double-digit rebounding performances for the Conquistadors
- Was ranked the No. 1 JUCO power forward and the No. 2 overall JUCO prospect by 247Sports
- Began his collegiate career at Wofford in 2020-21, playing in 15 games for the Terriers

PERSONAL

- Son of Kwajalean ; born on Sept. 16, 2001
- Has two cousins that played football at Jackson State and another that played at Eskrine College ; another cousin, Dee Delaney, plays defensive back for the Buffalo Bills
- List Martin and The Fresh Prince of Bel Air as favorite TV shows
- Fav pro players to watch & learn from are Kevin Durant & Myles Turner
- Go-to meals are red rice, pasta and lowcountry boil

CAREER STATS

| | | | | Field Goals | | 3-Point | | F-Throws | | Rebounds | | | | Scoring | | | | | | |
|---------------------|------|--------------|------------------|----------------|-------------|------------|-------------|----------------|-------------|------------|------------|------------|------------|--------------|-----------|-----------|-----------|-----------|------------|-------------|
| SEASON | TEAM | GP-GS | MIN/AVG | FG-FGA | FG% | 3FG-3FGA | 3FG% | FT-FTA | FT% | OFF | DEF | TOT | AVG | PF-FO | A | TO | BLK | STL | PTS | AVG |
| 2020-21 | WOF | 15-0 | 92/6.2 | 13-22 | .591 | 0-2 | .000 | 4-11 | .364 | 13 | 19 | 32 | 2.1 | 13-0 | 2 | 9 | 1 | 8 | 30 | 2.0 |
| 2022-23 | UA | 36-0 | 289/8.0 | 50-59 | .847 | 0-0 | .000 | 26-55 | .473 | 37 | 74 | 111 | 3.1 | 59-0 | 7 | 17 | 15 | 8 | 126 | 3.5 |
| 2023-24 | UA | 34-16 | 626/18.4 | 86-138 | .623 | 0-0 | .000 | 60-108 | .556 | 74 | 101 | 175 | 5.1 | 89-5 | 24 | 34 | 23 | 11 | 232 | 6.8 |
| 2024-25 | SC | 12-12 | 290/24.2 | 40-61 | .656 | 0-0 | .000 | 44-61 | .721 | 20 | 62 | 82 | 6.8 | 34-2 | 18 | 10 | 10 | 3 | 124 | 10.3 |
| TOTAL FOR SC | | 12-12 | 290/24.2 | 40-61 | .656 | 0-0 | .000 | 44-61 | .721 | 20 | 62 | 82 | 6.8 | 34-2 | 18 | 10 | 10 | 3 | 124 | 10.3 |
| TOTAL | | 97-28 | 1297/13.4 | 189-280 | .675 | 0-2 | .000 | 134-235 | .570 | 144 | 256 | 400 | 4.1 | 195-7 | 51 | 70 | 49 | 30 | 512 | 5.3 |

6

Jamarii Thomas

Sr. • Guard • 5-11 • 190 • Greensboro, N.C. // Norfolk State

CAREER HIGHS

Single Game Highs

| Statistic | Value |
|--------------|---|
| Points | 31 at Illinois St. 12/09/23 |
| Rebounds | 7 vs Penn St-Wilkes Barre 11/06/23, vs Clemson 12/17/24 |
| Assists | 9 vs William & Mary 11/28/23 |
| Steals | 5 vs FGCU 11/20/23 |
| Blocks | 1 12 times |
| FG Made | 9 at Stony Brook 12/13/23 |
| FG Attempts | 19 at Morgan St. 02/26/24 |
| 3FG Made | 5 at Stony Brook 12/13/23, vs East Carolina 12/07/24 |
| 3FG Attempts | 8 at Delaware St. 03/02/24, vs East Carolina 12/07/24 |
| FT Made | 16 vs N.C. Central 02/19/24 |
| FT Attempts | 19 vs N.C. Central 02/19/24 |

SUPERLATIVES

| | '24-25 | Career |
|-----------------------|--------|--------|
| Double-figure scoring | 9 | 51 |
| Double-figure assists | - | - |
| Double-double | - | - |
| 5+ assists | 3 | 19 |
| 3+ steals | 2 | 18 |
| Team high scoring | 3 | 3 |
| Team high rebounding | 1 | 1* |
| Team high assists | 4 | 4* |
| Team high steals | 7 | 7* |

includes led, or shared team high ; * Carolina ONLY



IG: @thejamariithomas

X: @JamariiXThomas

TIKTOK: @thejamariithomas

2024-25 GAME-BY-GAME

| Opponent | Date | GS | MIN | Total | | 3-Pointers | | Free throws | | Rebounds | | | | PF | A | TO | BLK | STL | PTS | AVG | |
|--------------------|------------|----|-------|--------|--------|------------|-------|-------------|-------|----------|-----|-----|-----|-----|----|----|-----|-----|-----|------|------|
| | | | | FG-FGA | PCT | 3FG-3FGA | PCT | FT-FTA | PCT | OFF | DEF | TOT | AVG | | | | | | | | |
| North Florida | 11/04/2024 | * | 33:18 | 4-8 | .500 | 0-2 | .000 | 4-4 | 1.000 | 0 | 4 | 4 | 4.0 | 3 | 2 | 3 | 0 | 2 | 12 | 12.0 | |
| South Carolina St. | 11/08/2024 | * | 28:30 | 5-8 | .625 | 0-1 | .000 | 4-5 | .800 | 0 | 2 | 2 | 3.0 | 3 | 3 | 2 | 1 | 2 | 14 | 13.0 | |
| Towson | 11/12/2024 | * | 21:49 | 0-1 | .000 | 0-1 | .000 | 6-10 | .600 | 1 | 3 | 4 | 3.3 | 3 | 5 | 5 | 0 | 2 | 6 | 10.7 | |
| at Indiana | 11/16/2024 | * | 35:53 | 5-14 | .357 | 1-5 | .200 | 2-4 | .500 | 1 | 2 | 3 | 3.3 | 4 | 4 | 2 | 0 | 1 | 13 | 11.3 | |
| Mercer | 11/21/2024 | * | 28:08 | 5-10 | .500 | 4-5 | .800 | 5-8 | .625 | 0 | 2 | 2 | 3.0 | 4 | 1 | 1 | 0 | 3 | 19 | 12.8 | |
| vs Xavier | 11/25/2024 | * | 33:41 | 3-10 | .300 | 1-3 | .333 | 4-6 | .667 | 0 | 6 | 6 | 3.5 | 3 | 2 | 2 | 0 | 0 | 11 | 12.5 | |
| vs Virginia Tech | 11/27/2024 | * | 25:37 | 2-7 | .286 | 2-6 | .333 | 3-5 | .600 | 0 | 1 | 1 | 3.1 | 3 | 0 | 1 | 0 | 0 | 9 | 12.0 | |
| at Boston College | 12/03/2024 | * | 29:02 | 2-9 | .222 | 1-4 | .250 | 3-4 | .750 | 0 | 3 | 3 | 3.1 | 4 | 5 | 1 | 0 | 0 | 8 | 11.5 | |
| East Carolina | 12/07/2024 | * | 35:29 | 7-14 | .500 | 5-8 | .625 | 3-7 | .429 | 0 | 0 | 0 | 2.8 | 0 | 7 | 3 | 0 | 0 | 22 | 12.7 | |
| USC Upstate | 12/14/2024 | * | 31:10 | 4-10 | .400 | 2-6 | .333 | 1-2 | .500 | 0 | 3 | 3 | 2.8 | 3 | 3 | 0 | 0 | 2 | 11 | 12.5 | |
| Clemson | 12/17/2024 | * | 40:52 | 2-11 | .182 | 0-5 | .000 | 7-10 | .700 | 2 | 5 | 7 | 3.2 | 2 | 3 | 3 | 0 | 3 | 11 | 12.4 | |
| Radford | 12/22/2024 | * | 32:31 | 5-11 | .455 | 4-6 | .667 | 4-4 | 1.000 | 0 | 4 | 4 | 3.3 | 1 | 2 | 3 | 1 | 1 | 18 | 12.8 | |
| Totals | | | 12 | 375:60 | 44-113 | .389 | 20-52 | .385 | 46-69 | .667 | 4 | 35 | 39 | 3.3 | 33 | 37 | 26 | 2 | 16 | 154 | 12.8 |

Player Averages

| Games Played | Minutes/game | Points/game | FG Pct | 3FG Pct | FT Pct | Rebounds/game | Assists/game | Turnovers/game | Assist/Turnover ratio | Steals/game | Blocks/game |
|--------------|--------------|-------------|--------|---------|--------|---------------|--------------|----------------|-----------------------|-------------|-------------|
| 12 | 31.3 | 12.8 | 38.9 | 38.5 | 66.7 | 3.3 | 3.1 | 2.2 | 1.4 | 1.3 | 0.2 |

PLAYER BIO

AWARDS/HONORS

- 2024 MEAC Player of the Year & Newcomer of the Year
- 2024 First Team All-MEAC & All-Defensive Team
- 2024 Lou Henson National Player of the Year Finalist

2024-25

- Gamecocks 3-0 this season when he leads the team in scoring
- Led team with 18 pts in win vs. Radford (Dec. 22)
- Tied career-high with 7 reb. in OT win vs. #25 Clemson (Dec. 17)
- Season-high 22 pts in win vs. ECU (Dec. 7) and tied career-high with 5 made 3s
- 19 pts and 3 stls in win over Mercer (Nov. 21)
- 14 points in first win of the season against SC State (Nov. 8)
- Started against UNF (Nov. 4) and had 12 points, 4 reb, 2 ast and 2 stls in his Gamecock debut

CAREER HIGHLIGHTS

- In three seasons prior to 24-25, played in 92 games (53 starts), averaging 9.2 points, 2.6 rebounds, 2.3 assists and 1.1 steals per game
- Averaged 16.9 points, 3.8 rebounds, 3.8 assists and 2.1 steals per game in one season at Norfolk State in 2023-24 ; had 10 games with 20+ points
- Had shooting splits of 40.4 percent from the floor, 38.0 percent from behind the arc and 80.9 percent at the charity stripe in 31.1 minutes per game for the Spartans
- Spent two seasons at UNC-Wilmington from 2021-23 where he played in 59 games ; as a sophomore in 2022-23, appeared in 34 games with 23 starts, averaging 7.1 points, 2.2 assists and 2.2 rebounds per game

PERSONAL

- Son of Tarique and Aja – has a younger brother, Jailen
- Born on June 26, 2002
- Chose South Carolina because of it's proximity to home and the opportunity to play in the best conference
- Off the court, enjoys to bowl & going to amusement parks
- List alfredo pasta as favorite food
- Favorite pro players to watch and learn from are Ja Morant and Jrue Holiday
- Advice to younger self is stay true to who you are and never let anybody take your confidence away
- Interdisciplinary studies major

CAREER STATS

| | | | | Field Goals | | 3-Point | | F-Throws | | Rebounds | | | | Scoring | | | | | | |
|---------------------|------|---------------|------------------|----------------|-------------|---------------|-------------|----------------|-------------|-----------|------------|------------|------------|--------------|------------|------------|-----------|------------|-------------|-------------|
| SEASON | TEAM | GP-GS | MIN/AVG | FG-FGA | FG% | 3FG-3FGA | 3FG% | FT-FTA | FT% | OFF | DEF | TOT | AVG | PF-FO | A | TO | BLK | STL | PTS | AVG |
| 2021-22 | UNCW | 26-0 | 178/6.9 | 15-46 | .326 | 2-11 | .182 | 18-24 | .750 | 7 | 21 | 28 | 1.1 | 24-0 | 15 | 20 | 3 | 8 | 50 | 1.9 |
| 2022-23 | UNCW | 34-23 | 651/19.2 | 79-213 | .371 | 21-62 | .339 | 61-82 | .744 | 15 | 60 | 75 | 2.2 | 64-0 | 75 | 59 | 4 | 22 | 240 | 7.1 |
| 2023-24 | Norf | 33-30 | 1025/31.0 | 155-384 | .404 | 52-137 | .380 | 195-241 | .809 | 24 | 101 | 125 | 3.8 | 81-0 | 125 | 79 | 3 | 69 | 557 | 16.9 |
| 2024-25 | SC | 12-12 | 376/31.3 | 44-113 | .389 | 20-52 | .385 | 46-69 | .667 | 4 | 35 | 39 | 3.3 | 33-0 | 37 | 26 | 2 | 16 | 154 | 12.8 |
| TOTAL FOR SC | | 12-12 | 376/31.3 | 44-113 | .389 | 20-52 | .385 | 46-69 | .667 | 4 | 35 | 39 | 3.3 | 33-0 | 37 | 26 | 2 | 16 | 154 | 12.8 |
| TOTAL | | 105-65 | 2230/21.2 | 293-756 | .388 | 95-262 | .363 | 320-416 | .769 | 50 | 217 | 267 | 2.5 | 202-0 | 252 | 184 | 12 | 115 | 1001 | 9.5 |

CAREER HIGHS

Single Game Highs

| Statistic | Value |
|--------------|---|
| Points | 22 at Texas A&M 01/28/23 |
| Rebounds | 11 vs Southern Miss. 11/11/22 |
| Assists | 3 4 times |
| Steals | 4 vs Winthrop 11/20/21 |
| Blocks | 3 vs South Carolina St. 11/08/24 |
| FG Made | 7 5 times |
| FG Attempts | 15 at Texas A&M 01/28/23 |
| 3FG Made | 7 at Temple 11/15/22, at Texas A&M 01/28/23 |
| 3FG Attempts | 14 at Texas A&M 01/28/23 |
| FT Made | 8 vs Arkansas 01/14/23 |
| FT Attempts | 8 vs South Carolina 01/08/22, vs Arkansas 01/14/23, vs VMI 11/13/23 |

SUPERLATIVES

| | '24-25 | Career |
|--------------------------|--------|--------|
| Double-figure scoring | 2 | 45 |
| Double-figure rebounding | - | 1 |
| Double-figure assists | - | - |
| Double-double | - | 1 |
| 5+ assists | - | - |
| 3+ steals | - | 2 |
| Team high scoring | - | 2* |
| Team high rebounding | 3 | 3* |
| Team high assists | 1 | 1* |
| Team high steals | 2 | 6* |

includes led, or shared team high ; * Carolina ONLY



IG: @mylesxstute

X: @mylesxstute

TIKTOK: @mylesxstute

2024-25 GAME-BY-GAME

| Opponent | Date | GS | MIN | Total | | 3-Pointers | | Free throws | | Rebounds | | | | PF | A | TO | BLK | STL | PTS | AVG | |
|--------------------|------------|----|-------|--------|-------|------------|-------|-------------|-------|----------|-----|-----|-----|-----|----|----|-----|-----|-----|-----|-----|
| | | | | FG-FGA | PCT | 3FG-3FGA | PCT | FT-FTA | PCT | OFF | DEF | TOT | AVG | | | | | | | | |
| North Florida | 11/04/2024 | * | 16:37 | 2-5 | .400 | 2-4 | .500 | 0-0 | .000 | 0 | 0 | 0 | 0.0 | 0 | 0 | 0 | 0 | 0 | 6 | 6.0 | |
| South Carolina St. | 11/08/2024 | * | 18:05 | 1-8 | .125 | 1-6 | .167 | 0-0 | .000 | 2 | 5 | 7 | 3.5 | 2 | 0 | 2 | 3 | 0 | 3 | 4.5 | |
| Towson | 11/12/2024 | * | 26:44 | 2-4 | .500 | 1-3 | .333 | 0-0 | .000 | 1 | 2 | 3 | 3.3 | 2 | 2 | 0 | 0 | 0 | 5 | 4.7 | |
| at Indiana | 11/16/2024 | * | 31:33 | 4-14 | .286 | 3-11 | .273 | 0-0 | .000 | 1 | 1 | 2 | 3.0 | 3 | 1 | 0 | 0 | 2 | 11 | 6.3 | |
| Mercer | 11/21/2024 | * | 21:02 | 1-3 | .333 | 1-2 | .500 | 0-0 | .000 | 0 | 0 | 0 | 2.4 | 2 | 1 | 0 | 0 | 0 | 3 | 5.6 | |
| vs Xavier | 11/25/2024 | * | 26:02 | 3-5 | .600 | 2-4 | .500 | 0-0 | .000 | 0 | 2 | 2 | 2.3 | 3 | 1 | 1 | 0 | 0 | 8 | 6.0 | |
| vs Virginia Tech | 11/27/2024 | * | 19:53 | 1-4 | .250 | 1-4 | .250 | 1-2 | .500 | 1 | 0 | 1 | 2.1 | 1 | 1 | 0 | 0 | 0 | 4 | 5.7 | |
| at Boston College | 12/03/2024 | * | 23:45 | 2-6 | .333 | 2-5 | .400 | 2-2 | 1.000 | 1 | 4 | 5 | 2.5 | 2 | 1 | 0 | 1 | 0 | 8 | 6.0 | |
| East Carolina | 12/07/2024 | * | 18:38 | 0-3 | .000 | 0-3 | .000 | 0-0 | .000 | 0 | 2 | 2 | 2.4 | 2 | 2 | 1 | 0 | 1 | 0 | 5.3 | |
| USC Upstate | 12/14/2024 | * | 22:31 | 0-3 | .000 | 0-3 | .000 | 0-0 | .000 | 1 | 1 | 2 | 2.4 | 0 | 1 | 1 | 0 | 0 | 4.8 | | |
| Clemson | 12/17/2024 | * | 38:35 | 7-9 | .778 | 5-7 | .714 | 0-0 | .000 | 2 | 3 | 5 | 2.6 | 0 | 2 | 2 | 1 | 0 | 19 | 6.1 | |
| Radford | 12/22/2024 | * | 30:17 | 0-2 | .000 | 0-2 | .000 | 2-2 | 1.000 | 0 | 5 | 5 | 2.8 | 3 | 1 | 2 | 0 | 1 | 2 | 5.8 | |
| Totals | | | 12 | 293:42 | 23-66 | .348 | 18-54 | .333 | 5-6 | .833 | 9 | 25 | 34 | 2.8 | 20 | 13 | 10 | 5 | 4 | 69 | 5.8 |

Player Averages

| Games Played | Minutes/ game | Points/ game | FG Pct | 3FG Pct | FT Pct | Rebounds/ game | Assists/ game | Turnovers/ game | Assist/Turnover ratio | Steals/ game | Blocks/ game |
|--------------|---------------|--------------|--------|---------|--------|----------------|---------------|-----------------|-----------------------|--------------|--------------|
| 12 | 24.5 | 5.8 | 34.8 | 33.3 | 83.3 | 2.8 | 1.1 | 0.8 | 1.3 | 0.3 | 0.4 |

PLAYER BIO

AWARDS/HONORS

• SEC Academic Honor Roll – 2022-23

2024-25

• Had breakout game with 19 pts, hitting 5 3s to help team knockoff #25 Clemson (Dec. 17), 91-88 in OT

CAREER HIGHLIGHTS

- Saw action in 27 games, making 17 starts in first season in Garnet & Black in 23-24 ; helped the team tie a school record with 26 wins capped off by an appearance in the NCAA Tournament for the first time since 2017
- Averaged 8.3 points, 3.3 rebounds and 1.0 assists per game in 23-24 despite battling shoulder and knee injuries
- Had 13 double-figure games and team was 13-0 in those contests
- Led the Gamecocks with a 38.5% (45-of-117) clip from 3 in 23-24
- Played in 91 games in three seasons at Vanderbilt (2020-23), making 59 starts ; averaged 7.4 points and 3.7 rebounds per game in 22.6 minutes per contest
- In 22-23, averaged 8.4 points and 4.6 rebounds in 34 games (26 starts) ; his 74 made 3s were T-6th most in the league with Kentucky's Antonio Reeves
- Was 78-of-183 from deep as a junior in 2021-22, leading the SEC in 3-point field goal percentage
- He averaged 8.3 points and 3.7 rebounds and tied the single-season school record for games played at 36 ; was one of just two players on the team to play in all 36 contests

PERSONAL

- Son of Natalie and Will Stute ; has an older brother, Kai, and two younger brothers: Malik and Malcom
- Mother was a bowler at Florida A&M and grandfather, Melvin Henderson, played football at Minnesota
- Born in Minneapolis, Minn.
- Has close bond with former Gamecock point guard and fellow D.C. native, Tre' Kelley (2003-07)
- Go-to food spot is Chipotle and always orders a bowl
- Played bass cello growing up and first job was a custodian at the neighborhood barbershop when he was 11-years-old.

CAREER STATS

| | | | | Field Goals | | 3-Point | | F-Throws | | Rebounds | | | | | | | | | | Scoring | |
|--------------|------|--------|-----------|-------------|------|----------|------|----------|------|----------|-----|-----|-----|-------|----|-----|-----|-----|--|---------|-----|
| SEASON | TEAM | GP-GS | MIN/AVG | FG-FGA | FG% | 3FG-3FGA | 3FG% | FT-FTA | FT% | OFF | DEF | TOT | AVG | PF-FO | A | TO | BLK | STL | | PTS | AVG |
| 2020-21 | VU | 21-3 | 315/15.0 | 22-76 | .289 | 18-63 | .286 | 19-25 | .760 | 12 | 37 | 49 | 2.3 | 25-0 | 11 | 17 | 2 | 6 | | 81 | 3.9 |
| 2021-22 | VU | 36-30 | 865/24.0 | 99-221 | .448 | 79-183 | .432 | 29-42 | .690 | 27 | 105 | 132 | 3.7 | 85-1 | 13 | 25 | 10 | 24 | | 306 | 8.5 |
| 2022-23 | VU | 34-26 | 874/25.7 | 93-268 | .347 | 74-205 | .361 | 24-36 | .667 | 29 | 127 | 156 | 4.6 | 79-1 | 19 | 45 | 4 | 19 | | 284 | 8.4 |
| 2023-24 | SC | 27-17 | 633/23.5 | 77-188 | .410 | 45-117 | .385 | 26-38 | .684 | 28 | 60 | 88 | 3.3 | 49-0 | 27 | 33 | 5 | 17 | | 225 | 8.3 |
| 2024-25 | SC | 12-12 | 294/24.5 | 23-66 | .348 | 18-54 | .333 | 5-6 | .833 | 9 | 25 | 34 | 2.8 | 20-0 | 13 | 10 | 5 | 4 | | 69 | 5.8 |
| TOTAL FOR SC | | 39-29 | 927/23.8 | 100-254 | .394 | 63-171 | .368 | 31-44 | .705 | 37 | 85 | 122 | 3.1 | 69-0 | 40 | 43 | 10 | 21 | | 294 | 7.5 |
| TOTAL | | 130-88 | 2981/22.9 | 314-819 | .383 | 234-622 | .376 | 103-147 | .701 | 105 | 354 | 459 | 3.5 | 258-2 | 83 | 130 | 26 | 70 | | 965 | 7.4 |

CAREER HIGHS

Single Game Highs

| Statistic | Value |
|--------------|--|
| Points | 18 at Indiana 11/16/24 |
| Rebounds | 4 at Tennessee 01/30/24 |
| Assists | 5 vs Charleston So. 12/16/23 |
| Steals | 2 vs VMI 11/13/23, at Auburn 02/14/24 |
| Blocks | 1 vs Virginia Tech 11/10/23, vs DePaul 11/17/23, at Alabama 01/09/24 |
| FG Made | 5 at Indiana 11/16/24 |
| FG Attempts | 9 vs VMI 11/13/23 |
| 3FG Made | 4 at Indiana 11/16/24, vs Virginia Tech 11/27/24 |
| 3FG Attempts | 7 vs Virginia Tech 11/27/24 |
| FT Made | 4 at Indiana 11/16/24 |
| FT Attempts | 6 at Indiana 11/16/24 |

SUPERLATIVES

| | '24-25 | Career |
|-----------------------|--------|--------|
| Double-figure scoring | 1 | 3 |
| Double-figure assists | - | - |
| 5+ assists | - | 1 |
| 2+ steals | - | - |
| 2+ blocks | - | - |
| Team high scoring | 1 | 1 |
| Team high assists | - | 2 |
| Team high blocks | - | 3 |
| Team high steals | - | 2 |

includes led, or shared team high



IG: @morrisugusuk
X: @morris_ugusuk
TIKTOK: @morrisugusuk23

2024-25 GAME-BY-GAME

| Opponent | Date | GS | MIN | Total | | 3-Pointers | | Free throws | | Rebounds | | | | PF | A | TO | BLK | STL | PTS | AVG |
|--------------------|------------|----|--------|--------|------|------------|-------|-------------|-------|----------|-----|-----|-----|----|----|----|-----|-----|-----|-----|
| | | | | FG-FGA | PCT | 3FG-3FGA | PCT | FT-FTA | PCT | OFF | DEF | TOT | AVG | | | | | | | |
| North Florida | 11/04/2024 | | 06:37 | 0-0 | .000 | 0-0 | .000 | 0-0 | .000 | 0 | 0 | 0 | 0.0 | 0 | 0 | 0 | 0 | 0 | 0 | 0.0 |
| South Carolina St. | 11/08/2024 | | 11:27 | 2-3 | .667 | 2-3 | .667 | 0-0 | .000 | 0 | 0 | 0 | 0.0 | 0 | 0 | 0 | 0 | 0 | 6 | 3.0 |
| Towson | 11/12/2024 | | 22:26 | 1-3 | .333 | 1-3 | .333 | 0-0 | .000 | 0 | 1 | 1 | 0.3 | 4 | 3 | 2 | 0 | 1 | 3 | 3.0 |
| at Indiana | 11/16/2024 | | 28:07 | 5-8 | .625 | 4-6 | .667 | 4-6 | .667 | 1 | 2 | 3 | 1.0 | 2 | 1 | 2 | 0 | 0 | 18 | 6.8 |
| Mercer | 11/21/2024 | | 19:01 | 1-5 | .200 | 0-3 | .000 | 2-2 | 1.000 | 0 | 0 | 0 | 0.8 | 2 | 0 | 2 | 0 | 1 | 4 | 6.2 |
| vs Xavier | 11/25/2024 | | 12:38 | 0-3 | .000 | 0-3 | .000 | 0-0 | .000 | 0 | 2 | 2 | 1.0 | 0 | 0 | 3 | 0 | 0 | 0 | 5.2 |
| vs Virginia Tech | 11/27/2024 | | 24:54 | 4-7 | .571 | 4-7 | .571 | 0-0 | .000 | 1 | 2 | 3 | 1.3 | 0 | 1 | 0 | 0 | 1 | 12 | 6.1 |
| at Boston College | 12/03/2024 | | 21:01 | 3-4 | .750 | 3-3 | 1.000 | 0-0 | .000 | 0 | 1 | 1 | 1.3 | 1 | 1 | 0 | 0 | 0 | 9 | 6.5 |
| East Carolina | 12/07/2024 | | 20:03 | 3-4 | .750 | 3-4 | .750 | 0-0 | .000 | 0 | 0 | 0 | 1.1 | 1 | 2 | 0 | 0 | 0 | 9 | 6.8 |
| USC Upstate | 12/14/2024 | | 21:30 | 0-2 | .000 | 0-1 | .000 | 2-2 | 1.000 | 1 | 1 | 2 | 1.2 | 0 | 1 | 0 | 0 | 1 | 2 | 6.3 |
| Clemson | 12/17/2024 | | 31:25 | 2-8 | .250 | 1-3 | .333 | 3-5 | .600 | 1 | 0 | 1 | 1.2 | 2 | 3 | 1 | 0 | 0 | 8 | 6.5 |
| Radford | 12/22/2024 | | 21:33 | 1-5 | .200 | 1-5 | .200 | 0-0 | .000 | 1 | 1 | 2 | 1.3 | 1 | 1 | 2 | 0 | 0 | 3 | 6.2 |
| Totals | | 0 | 240:42 | 22-52 | .423 | 19-41 | .463 | 11-15 | .733 | 5 | 10 | 15 | 1.3 | 13 | 13 | 12 | 0 | 4 | 74 | 6.2 |

Player Averages

| Games Played | Minutes/ game | Points/ game | FG Pct | 3FG Pct | FT Pct | Rebounds/ game | Assists/ game | Turnovers/ game | Assist/Turnover ratio | Steals/ game | Blocks/ game |
|--------------|---------------|--------------|--------|---------|--------|----------------|---------------|-----------------|-----------------------|--------------|--------------|
| 12 | 20.1 | 6.2 | 42.3 | 46.3 | 73.3 | 1.3 | 1.1 | 1.0 | 1.1 | 0.3 | 0.0 |

PLAYER BIO

2024-25

- Has hit 3 or more 3s 4 different times this season
- Team's best 3-point shooter so far this season at 46.3%, making 19-of-41 shots from behind the arc in 12 games
- Matched career-high with four 3s in team's win over VT (Nov. 27) in the Ft. Myers Tip-Off
- Had his best game to date in Garnet & Black w/ career-high 18 pts, sinking a career-high four 3s at No. 16/16 Indiana (Nov. 16)
- Hit a pair of 3s in first win of the season vs. SC State (Nov. 8)

CAREER HIGHLIGHTS

- Saw action in 30 games his initial season in Garnet & Black in 23-24, averaging 2.2 points per contest in 10.2 minutes per game
- Team was 12-2 in games where he scored
- Made his Gamecock debut in the season-opening victory over USC Upstate (11/6/23) and had five points, three assists and a rebound
- Dished out a season-high five assists to go alongside zero turnovers in 24 minutes of action in a victory over Charleston Southern (12/16/23)
- Had his first career game in double figures with 11 points in a blowout victory in the non-conference finale against Florida A&M (12/30/23); went 3-of-5 from distance
- Came off the bench and scored 10 vital points in just 11 minutes of action in a win vs. Missouri (1/27/24); was 3-for-3 from the floor, knocking down a pair of shots from behind the arc

PRE-SOUTH CAROLINA

- Averaged 17.2 points, 5.3 assists, 4.3 rebounds and 2.2 steals per game in final season playing for Drive Basketball Academy (Finland)
- Represented his home country at the 2022 FIBA U18 European Championship
- Averaged 9.1 points, 3.1 rebounds, 2.9 assists and 1.7 steals per game in the tournament; was efficient as he played just 19.7 minutes per game in seven appearances helping Finland to a third-place finish
- Teammates at DRIVE Academy with Gamecock signee Okku Federiko

PERSONAL

- Son of Michael Ugusuk and Sunday Lado
- Has two older sisters, Sara and Maklin, and a younger sister Gloria
- List mac and cheese as his favorite food
- Favorite pro players to watch/learn from are Kyrie Irving, Shai Gilgeous-Alexander and LeBron James
- Greece is favorite vacation spot
- Chose South Carolina because it felt like HOME
- Mass communications major

CAREER STATS

| SEASON | TEAM | GP-GS | MIN/AVG | Field Goals | | 3-Point | | F-Throws | | Rebounds | | | | Scoring | | | |
|---------|------|-------|----------|-------------|------|----------|------|----------|------|----------|-----|-----|-----|---------|----|----|-----|
| | | | | FG-FGA | FG% | 3FG-3FGA | 3FG% | FT-FTA | FT% | OFF | DEF | TOT | AVG | PF-FO | A | TO | BLK |
| 2023-24 | SC | 30-0 | 307/10.2 | 23-68 | .338 | 14-48 | .292 | 7-9 | .778 | 6 | 14 | 20 | 0.7 | 10-0 | 16 | 15 | 3 |
| 2024-25 | SC | 12-0 | 241/20.1 | 22-52 | .423 | 19-41 | .463 | 11-15 | .733 | 5 | 10 | 15 | 1.3 | 13-0 | 13 | 12 | 0 |
| TOTAL | | 42-0 | 548/13.0 | 45-120 | .375 | 33-89 | .371 | 18-24 | .750 | 11 | 24 | 35 | 0.8 | 23-0 | 29 | 27 | 3 |

23

Cam Scott

Fr. • Guard • 6-6 • 170 • Lexington, S.C. // Lexington High School

CAREER HIGHS

Single Game Highs

| Statistic | Value |
|--------------|---|
| Points | 9 vs Radford 12/22/24 |
| Rebounds | 4 vs North Florida 11/04/24, vs USC Upstate 12/14/24 |
| Assists | 2 vs East Carolina 12/07/24, vs Towson 11/12/24, at Boston College 12/03/24 |
| FG Made | 3 vs Radford 12/22/24 |
| FG Attempts | 12 vs South Carolina St. 11/08/24 |
| 3FG Made | 2 vs Radford 12/22/24 |
| 3FG Attempts | 7 vs South Carolina St. 11/08/24 |
| FT Made | 3 vs USC Upstate 12/14/24 |
| FT Attempts | 4 vs USC Upstate 12/14/24 |

SUPERLATIVES

'24-25

| | |
|--------------------------|---|
| Double-figure scoring | - |
| Double-figure rebounding | - |
| Double-figure assists | - |
| Double-double | - |
| 5+ assists | - |
| 3+ steals | - |
| Team high scoring | - |
| Team high rebounding | - |
| Team high assists | - |
| Team high steals | - |

includes led, or shared team high



IG: @thecamscott23

X: @thecamscott23

TIKTOK: @thecamscott23

2024-25 GAME-BY-GAME

| Opponent | Date | GS | MIN | Total | | 3-Pointers | | Free throws | | Rebounds | | | | PF | A | TO | BLK | STL | PTS | AVG |
|--------------------|------------|----|--------|--------|------|------------|------|-------------|-------|----------|-----|-----|-----|----|---|----|-----|-----|-----|-----|
| | | | | FG-FGA | PCT | 3FG-3FGA | PCT | FT-FTA | PCT | OFF | DEF | TOT | AVG | | | | | | | |
| North Florida | 11/04/2024 | | 20:47 | 2-4 | .500 | 1-2 | .500 | 1-3 | .333 | 3 | 1 | 4 | 4.0 | 1 | 1 | 0 | 0 | 6 | 6.0 | |
| South Carolina St. | 11/08/2024 | | 18:22 | 2-12 | .167 | 1-7 | .143 | 1-2 | .500 | 0 | 3 | 3 | 3.5 | 2 | 1 | 0 | 0 | 6 | 6.0 | |
| Towson | 11/12/2024 | | 10:35 | 0-3 | .000 | 0-3 | .000 | 0-0 | .000 | 1 | 1 | 2 | 3.0 | 2 | 2 | 1 | 0 | 0 | 4.0 | |
| at Indiana | 11/16/2024 | | 06:14 | 0-2 | .000 | 0-2 | .000 | 0-0 | .000 | 0 | 2 | 2 | 2.8 | 1 | 0 | 1 | 0 | 0 | 3.0 | |
| Mercer | 11/21/2024 | | 12:51 | 2-5 | .400 | 1-4 | .250 | 0-0 | .000 | 0 | 1 | 1 | 2.4 | 0 | 0 | 0 | 0 | 5 | 3.4 | |
| vs Xavier | 11/25/2024 | | 18:08 | 1-4 | .250 | 0-2 | .000 | 2-2 | 1.000 | 0 | 1 | 1 | 2.2 | 0 | 0 | 1 | 0 | 4 | 3.5 | |
| vs Virginia Tech | 11/27/2024 | | 14:53 | 1-5 | .200 | 0-4 | .000 | 0-0 | .000 | 0 | 2 | 2 | 2.1 | 0 | 1 | 0 | 0 | 2 | 3.3 | |
| at Boston College | 12/03/2024 | | 11:34 | 0-2 | .000 | 0-0 | .000 | 0-0 | .000 | 0 | 0 | 0 | 1.9 | 0 | 2 | 0 | 0 | 0 | 2.9 | |
| East Carolina | 12/07/2024 | | 09:46 | 0-2 | .000 | 0-1 | .000 | 0-0 | .000 | 0 | 0 | 0 | 1.7 | 2 | 2 | 0 | 0 | 0 | 2.6 | |
| USC Upstate | 12/14/2024 | | 16:45 | 2-4 | .500 | 0-0 | .000 | 3-4 | .750 | 1 | 3 | 4 | 1.9 | 2 | 0 | 1 | 0 | 7 | 3.0 | |
| Clemson | 12/17/2024 | | 05:57 | 0-1 | .000 | 0-0 | .000 | 0-0 | .000 | 0 | 1 | 1 | 1.8 | 0 | 0 | 0 | 0 | 0 | 2.7 | |
| Radford | 12/22/2024 | | 13:29 | 3-7 | .429 | 2-6 | .333 | 1-2 | .500 | 0 | 1 | 1 | 1.8 | 1 | 0 | 1 | 0 | 9 | 3.3 | |
| Totals | | 0 | 159:21 | 13-51 | .255 | 5-31 | .161 | 8-13 | .615 | 5 | 16 | 21 | 1.8 | 11 | 9 | 6 | 0 | 39 | 3.3 | |

Player Averages

| Games Played | Minutes/ game | Points/ game | FG Pct | 3FG Pct | FT Pct | Rebounds/ game | Assists/ game | Turnovers/ game | Assist/Turnover ratio | Steals/ game | Blocks/ game |
|--------------|---------------|--------------|--------|---------|--------|----------------|---------------|-----------------|-----------------------|--------------|--------------|
| 12 | 13.3 | 3.3 | 25.5 | 16.1 | 61.5 | 1.8 | 0.8 | 0.5 | 1.5 | 0.0 | 0.0 |

PLAYER BIO

2024-25

- Career-high 9 pts in win vs. Radford (Dec. 22), knocking down a pair of 3s
- Had 7 pts in 17 min vs. USC Upstate (Dec. 14)
- Had 5 pts off the bench in 13 min in win over Mercer (Nov. 21)

PRE-SOUTH CAROLINA

- Consensus four-star and the top player in the state by 247Sports and On3 ; ranked No. 47 overall player by 247Sports (No. 6 shooting guard) and No. 36 overall by On3 (No. 8 shooting guard)
- Two-time South Carolina Gatorade Player of the Year and concluded his prep days as the school record-holder for career points (2,475) at Lexington High School, leading the Wildcats to a 28-2 record as a senior and the 5A state title
- Averaged 22.0 points, 6.4 rebounds, 3.3 steals and 2.5 assists per game in senior season
- 2024 South Carolina 5A Player of the Year and finished his high school career the only four-time all-state selection in program history at Lexington
- Scored 43 points, a school record, in a 95-53 win over White Knoll in senior season
- Started playing varsity in the eighth grade, averaging 15.6 points and 6.0 rebounds per contest for Lexington
- Played in the Iverson Classic All-American game
- Joins Collin Murray-Boyles, Gregory "GG" Jackson II, PJ Dozier and Sindarius Thornwell as four-star South Carolina natives to stay home and play for the Gamecocks

PERSONAL

- Son of Armet and Alisha – has a younger brother, Trey ; born on Sept. 24, 2005
- Enjoys going to his younger brother's sporting events in his free time
- List mac and cheese as favorite food
- Favorite movie is Shrek and SpongeBob SquarePants is favorite TV show
- Favorite player to watch & learn from is Dwayne Wade
- Broadcast journalism major

CAREER STATS

| | | | | Field Goals | | 3-Point | | F-Throws | | Rebounds | | | | Scoring | | | | | | |
|---------|------|-------|----------|-------------|------|----------|------|----------|------|----------|-----|-----|-----|---------|---|----|-----|-----|-----|-----|
| SEASON | TEAM | GP-GS | MIN/AVG | FG-FGA | FG% | 3FG-3FGA | 3FG% | FT-FTA | FT% | OFF | DEF | TOT | AVG | PF-FO | A | TO | BLK | STL | PTS | AVG |
| 2024-25 | SC | 12-0 | 159/13.3 | 13-51 | .255 | 5-31 | .161 | 8-13 | .615 | 5 | 16 | 21 | 1.8 | 11-0 | 9 | 6 | 0 | 0 | 39 | 3.3 |
| TOTAL | | 12-0 | 159/13.3 | 13-51 | .255 | 5-31 | .161 | 8-13 | .615 | 5 | 16 | 21 | 1.8 | 11-0 | 9 | 6 | 0 | 0 | 39 | 3.3 |

CAREER HIGHS

Single Game Highs

| Statistic | Value |
|--------------|---|
| Points | 31 vs Vanderbilt 02/10/24 |
| Rebounds | 16 vs South Carolina St. 11/08/24 |
| Assists | 6 at Mississippi St. 03/09/24 |
| Steals | 4 vs Missouri 01/27/24, at Mississippi St. 03/09/24, vs Arkansas 03/14/24 |
| Blocks | 4 5 times |
| FG Made | 14 vs Vanderbilt 02/10/24 |
| FG Attempts | 17 vs Vanderbilt 02/10/24 |
| 3FG Made | 2 vs Mercer 11/21/24 |
| 3FG Attempts | 3 vs Virginia Tech 11/27/24 |
| FT Made | 9 vs Florida 03/02/24, vs Towson 11/12/24 |
| FT Attempts | 10 vs Georgia 01/16/24, vs Florida 03/02/24, vs Towson 11/12/24 |

SUPERLATIVES

| | '24-25 | Career |
|--------------------------|--------|--------|
| Double-figure scoring | 11 | 24 |
| Double-figure rebounding | 4 | 7 |
| Double-double | 4 | 6 |
| 5+ assists | - | 2 |
| 2+ blocks | 5 | 12 |
| 2+ steals | 3 | 7 |
| Team high scoring | 5 | 10 |
| Team high rebounding | 9 | 20 |
| Team high assists | 3 | 6 |
| Team high blocks | 6 | 16 |
| Team high steals | 5 | 17 |



IG: @30murrayjr

X: @boyles_murray

includes led, or shared team high

2024-25 GAME-BY-GAME

| Opponent | Date | GS | MIN | Total | | 3-Pointers | | Free throws | | Rebounds | | | | PF | A | TO | BLK | STL | PTS | AVG | |
|--------------------|------------|----|-------|--------|--------|------------|-------|-------------|-------|----------|-----|-----|------|-----|----|----|-----|-----|-----|------|------|
| | | | | FG-FGA | PCT | 3FG-3FGA | PCT | FT-FTA | PCT | OFF | DEF | TOT | AVG | | | | | | | | |
| North Florida | 11/04/2024 | * | 31:07 | 6-15 | .400 | 0-0 | .000 | 3-6 | .500 | 2 | 5 | 7 | 7.0 | 3 | 1 | 2 | 4 | 2 | 15 | 15.0 | |
| South Carolina St. | 11/08/2024 | * | 35:15 | 7-8 | .875 | 0-0 | .000 | 5-7 | .714 | 5 | 11 | 16 | 11.5 | 3 | 4 | 4 | 0 | 1 | 19 | 17.0 | |
| Towson | 11/12/2024 | * | 26:32 | 9-12 | .750 | 0-0 | .000 | 9-10 | .900 | 3 | 6 | 9 | 10.7 | 2 | 1 | 3 | 0 | 1 | 27 | 20.3 | |
| at Indiana | 11/16/2024 | * | 19:13 | 1-4 | .250 | 0-1 | .000 | 0-0 | .000 | 2 | 4 | 6 | 9.5 | 5 | 1 | 4 | 0 | 0 | 2 | 15.8 | |
| Mercer | 11/21/2024 | * | 30:42 | 6-7 | .857 | 2-2 | 1.000 | 2-3 | .667 | 2 | 7 | 9 | 9.4 | 0 | 2 | 2 | 0 | 2 | 16 | 15.8 | |
| vs Xavier | 11/25/2024 | * | 28:49 | 4-5 | .800 | 0-0 | .000 | 5-7 | .714 | 1 | 5 | 6 | 8.8 | 5 | 2 | 3 | 3 | 2 | 13 | 15.3 | |
| vs Virginia Tech | 11/27/2024 | * | 32:52 | 7-12 | .583 | 0-3 | .000 | 2-4 | .500 | 3 | 5 | 8 | 8.7 | 2 | 2 | 4 | 2 | 3 | 16 | 15.4 | |
| at Boston College | 12/03/2024 | * | 28:04 | 7-14 | .500 | 1-2 | .500 | 1-3 | .333 | 1 | 13 | 14 | 9.4 | 1 | 2 | 5 | 0 | 1 | 16 | 15.5 | |
| East Carolina | 12/07/2024 | * | 33:51 | 10-10 | 1.000 | 0-0 | .000 | 0-2 | .000 | 1 | 9 | 10 | 9.4 | 2 | 2 | 0 | 1 | 0 | 20 | 16.0 | |
| USC Upstate | 12/14/2024 | * | 32:00 | 5-10 | .500 | 0-1 | .000 | 3-6 | .500 | 2 | 9 | 11 | 9.6 | 1 | 3 | 1 | 2 | 3 | 13 | 15.7 | |
| Clemson | 12/17/2024 | * | 28:31 | 8-10 | .800 | 0-0 | .000 | 6-6 | 1.000 | 3 | 6 | 9 | 9.5 | 5 | 4 | 3 | 2 | 1 | 22 | 16.3 | |
| Radford | 12/22/2024 | * | 23:41 | 6-10 | .600 | 0-1 | .000 | 3-3 | 1.000 | 2 | 5 | 7 | 9.3 | 2 | 3 | 1 | 4 | 1 | 15 | 16.2 | |
| Totals | | | 12 | 350:36 | 76-117 | .650 | 3-10 | .300 | 39-57 | .684 | 27 | 85 | 112 | 9.3 | 31 | 27 | 32 | 18 | 17 | 194 | 16.2 |

Player Averages

| Games Played | Minutes/game | Points/game | FG Pct | 3FG Pct | FT Pct | Rebounds/game | Assists/game | Turnovers/game | Assist/Turnover ratio | Steals/game | Blocks/game |
|--------------|--------------|-------------|--------|---------|--------|---------------|--------------|----------------|-----------------------|-------------|-------------|
| 12 | 29.2 | 16.2 | 65.0 | 30.0 | 68.4 | 9.3 | 2.3 | 2.7 | 0.8 | 1.4 | 1.5 |

PLAYER BIO

AWARDS/HONORS

- 2024 SEC All-Freshman Team
- SEC Player of the Week (12/23/24)
- SEC Freshman of the Week (2/12/24)

2024-25

- 15 pts, 7 reb & tied career-high w/ 4 blks vs. Radford (Dec. 22)
- Had 22 pts (15 in 2nd half & OT) and 9 reb to lead team to 91-88 OT win over in-state rival, #25 Clemson (Dec. 17)
- Recorded 3rd-straight double-double vs. USC Upstate (Dec. 14)
- 20 pts and 10 reb in win vs. ECU (Dec. 7) ; went 10-for-10 from the floor, becoming 3rd player in program history to make 10 or more shots w/o a miss in a game
- Season-high 27 pts (9-for-12 FGs) in rout of Towson (Nov. 12)
- Had double-double with 19 pts and career-high 16 reb in first win of season vs. SC State (Nov. 8)

CAREER HIGHLIGHTS

- Rounded into form in SEC play last season after missing time to start the year with mononucleosis
- Saw action in 28 games in 23-24, starting the final 19 for the Gamecocks ; averaged 10.4 points, 5.7 rebounds (led team), 1.8 assists, 1.0 blocks and 1.0 steals per game
- Shot 59.7 percent (117-196) from the floor in 23-24 to lead the team and also had a team-high 21 dunks ; his field goal percentage was the fourth-best for a single-season in school history (min. 50 made FGs)
- Had breakout game with 31 points on 14-of-17 (82.4 percent) shooting in a double-digit win vs. Vanderbilt (Feb. 10) ; became the first SEC freshman since Bobby Portis of Arkansas in 2014 to record 30 or more points with 13 or more made field goals while shooting above 80 percent ; also became the third Gamecock freshman to record a 30-point game since Carolina joined the SEC in 1991-92 (Gregory "GG" Jackson II in 2023 and Bruce Ellington in 2010 the others) ; also became just the third Gamecock the last 25 seasons to record 30 points on 80 percent or better shooting in an SEC game
- Finished with 19 points, eight rebounds, six assists and four steals in an overtime win at Mississippi State (3/9/24) ; was 9-of-10 (90.0 percent) from the floor
- Led team to its first win in the SEC Tournament since 2018 in round two vs. Arkansas (3/14/24) with 24 points, seven rebounds, four steals and two assists ; was 11-of-15 (73.3 percent) from the floor ; his 11 made field goals were a new school record in SEC Tournament play

PERSONAL

- Son of Yvonne and Sean – has two older brothers: Armani and James
- James was standout at UNC Pembroke (2015-19), scoring 1,369 career points ; he currently plays professionally overseas
- Mass communications major

CAREER STATS

| SEASON | TEAM | GP-GS | MIN/AVG | Field Goals | | 3-Point | | F-Throws | | Rebounds | | | | Scoring | | | | | | |
|---------|------|-------|----------|-------------|------|----------|------|----------|------|----------|-----|-----|-----|---------|----|----|-----|-----|-----|------|
| | | | | FG-FGA | FG% | 3FG-3FGA | 3FG% | FT-FTA | FT% | OFF | DEF | TOT | AVG | PF-FO | A | TO | BLK | STL | PTS | AVG |
| 2023-24 | SC | 28-19 | 637/22.7 | 117-196 | .597 | 0-5 | .000 | 58-87 | .667 | 66 | 93 | 159 | 5.7 | 66-1 | 49 | 34 | 28 | 29 | 292 | 10.4 |
| 2024-25 | SC | 12-12 | 351/29.2 | 76-117 | .650 | 3-10 | .300 | 39-57 | .684 | 27 | 85 | 112 | 9.3 | 31-3 | 27 | 32 | 18 | 17 | 194 | 16.2 |
| TOTAL | | 40-31 | 988/24.7 | 193-313 | .617 | 3-15 | .200 | 97-144 | .674 | 93 | 178 | 271 | 6.8 | 97-4 | 76 | 66 | 46 | 46 | 486 | 12.2 |

31

BENJAMIN BOSMANS-VERDONK

BOSE-mans ver-DONK

Gr. • Forward • 6-9 • 240 • Lommel, Belgium // Illinois

CAREER HIGHS

Single Game Highs

| Statistic | Value |
|--------------|--|
| Points | 10 vs Florida A&M 12/30/23 |
| Rebounds | 10 vs Arkansas St. 11/12/21, vs Jackson St. 11/09/21 |
| Assists | 6 vs UTRGV 11/26/21 |
| Steals | 2 vs Purdue 01/17/22, vs USC Upstate 11/25/22, vs Hampton 11/23/19 |
| Blocks | 2 vs The Citadel 11/20/19 |
| FG Made | 4 vs USC Upstate 11/25/22, vs Florida A&M 12/30/23, vs Michigan St. 01/25/22 |
| FG Attempts | 7 vs Michigan St. 01/25/22, vs USC Upstate 11/25/22 |
| 3FG Attempts | 1 vs The Citadel 11/20/19, vs Nicholls 11/05/19 |
| FT Made | 4 vs Ole Miss 01/17/23, vs Furman 11/20/22 |
| FT Attempts | 6 vs Ole Miss 01/17/23 |

SUPERLATIVES

| | '24-25 | Career |
|--------------------------|--------|--------|
| Double-figure scoring | 1 | 1 |
| Double-figure rebounding | - | - |
| Double-double | - | - |
| 5+ assists | - | 1 |
| 2+ steals | - | 3 |
| Team high scoring | - | - |
| Team high rebounding | 1 | 2* |
| Team high assists | - | 3* |
| Team high steals | - | 4* |

includes led, or shared team high ; * Carolina ONLY



IG: @bosmansverdonk

X: @BosmansVerdonk

2024-25 GAME-BY-GAME

| Opponent | Date | GS | MIN | Total FG-FGA | PCT | 3-Pointers 3FG-3FGA | PCT | Free throws FT-FTA | PCT | Rebounds OFF DEF TOT AVG | PF | A | TO | BLK | STL | PTS | AVG |
|--------------------|------------|----------|--------------|--------------|-------------|---------------------|-------------|--------------------|-------------|--------------------------|----------|----------|----------|----------|----------|-----------|------------|
| North Florida | 11/04/2024 | | 04:09 | 1-3 | .333 | 0-0 | .000 | 0-0 | .000 | 0 1 1 1.0 | 1 | 0 | 0 | 1 | 0 | 2 | 2.0 |
| South Carolina St. | 11/08/2024 | | 06:30 | 0-1 | .000 | 0-0 | .000 | 0-0 | .000 | 0 2 2 1.5 | 0 | 0 | 1 | 0 | 0 | 0 | 1.0 |
| Towson | 11/12/2024 | | 06:48 | 1-3 | .333 | 0-0 | .000 | 1-1 | 1.000 | 0 1 1 1.3 | 0 | 0 | 1 | 0 | 0 | 3 | 1.7 |
| at Indiana | 11/16/2024 | | 04:26 | 0-1 | .000 | 0-0 | .000 | 0-0 | .000 | 1 0 1 1.3 | 2 | 0 | 0 | 0 | 0 | 0 | 1.3 |
| Mercer | 11/21/2024 | | 09:19 | 0-0 | .000 | 0-0 | .000 | 2-4 | .500 | 2 1 3 1.6 | 1 | 1 | 0 | 0 | 0 | 2 | 1.4 |
| vs Xavier | 11/25/2024 | | 01:58 | 0-2 | .000 | 0-0 | .000 | 0-0 | .000 | 0 0 0 1.3 | 0 | 0 | 0 | 0 | 0 | 0 | 1.2 |
| at Boston College | 12/03/2024 | | 06:17 | 1-2 | .500 | 0-0 | .000 | 0-0 | .000 | 1 1 2 1.4 | 1 | 0 | 1 | 0 | 0 | 2 | 1.3 |
| USC Upstate | 12/14/2024 | | 02:38 | 0-1 | .000 | 0-0 | .000 | 1-2 | .500 | 1 1 2 1.5 | 0 | 0 | 0 | 0 | 0 | 1 | 1.3 |
| Clemson | 12/17/2024 | | 02:14 | 0-1 | .000 | 0-0 | .000 | 0-0 | .000 | 1 0 1 1.4 | 0 | 0 | 0 | 0 | 0 | 0 | 1.1 |
| Radford | 12/22/2024 | | 01:27 | 0-0 | .000 | 0-0 | .000 | 1-2 | .500 | 1 0 1 1.4 | 0 | 0 | 0 | 0 | 0 | 1 | 1.1 |
| Totals | | 0 | 45:46 | 3-14 | .214 | 0-0 | .000 | 5-9 | .556 | 7 7 14 1.4 | 5 | 1 | 3 | 1 | 0 | 11 | 1.1 |

Player Averages

| Games Played | Minutes/ game | Points/ game | FG Pct | 3FG Pct | FT Pct | Rebounds/ game | Assists/ game | Turnovers/ game | Assist/Turnover ratio | Steals/ game | Blocks/ game |
|--------------|---------------|--------------|--------|---------|--------|----------------|---------------|-----------------|-----------------------|--------------|--------------|
| 10 | 4.6 | 1.1 | 21.4 | 0.0 | 55.6 | 1.4 | 0.1 | 0.3 | 0.3 | 0.0 | 0.1 |

PLAYER BIO

AWARDS/HONORS

• SEC Academic Honor Roll – 2022-23, 2023-24

2024-25

• Has seen limited action eight games so far this season

CAREER HIGHLIGHTS

- Played in 17 games averaging 2.5 points and 2.9 rebounds in 9.7 minutes per game in 2023-24
- Had a career-high 10 points in 17 minutes off the bench in blowout win over FAMU (12/30/23)
- Scored four points with eight rebounds, seven on the offensive end of the floor, in 13 min of action during 74-64 win over VMI (11/13/23)
- Had seven rebounds, including three offensive, in 79-77 win over Virginia Tech (11/10/23) in the Hall of Fame Series at Spectrum Center ; was effective in just 15 minutes
- Appeared in 31 games, making 14 starts in first season in Garnet & Black in 2022-23 ; averaged 1.9 points, 3.1 rebounds and 1.1 assists per game ; shot 39.3% (22-of-56)
- Made his Gamecock debut in a 60-58 rivalry win over Clemson (Nov. 11) ; played 15 minutes and had two points, four rebounds and two assists
- Saw limited action in 41 games with two starts in three seasons at Illinois (2019-22)
- Played in a career-high 24 games for the Illini in 2021-22, averaging 1.6 points and 2.1 rebounds in 7.8 minutes per contest
- Shot 47.2 percent (17-for-36) from the floor in redshirt sophomore season at Illinois
- Was on pair of NCAA Tournament teams (2021, 2022) and a member of the 2021 Big Ten Tournament Champions and 2022 Big Ten Regular Season Co-Champions

PERSONAL

- Son of Rony Verdonk and Luana Bosmans
- Has a younger brother, Mauro
- Played handball, soccer and swam competitively growing up
- List playing the piano as one of his hobbies
- Graduated from Illinois in three years with a degree in psychology
- Currently enrolled as a second-year student in the University of South Carolina School of Law and is one of only active law students in NCAA Division I basketball

CAREER STATS

| | | | | Field Goals | | 3-Point | | F-Throws | | Rebounds | | | | | | | | | Scoring | |
|--------------|--------|-------|----------|-------------|------|----------|------|----------|------|----------|-----|-----|-----|-------|----|----|-----|-----|---------|-----|
| SEASON | TEAM | GP-GS | MIN/AVG | FG-FGA | FG% | 3FG-3FGA | 3FG% | FT-FTA | FT% | OFF | DEF | TOT | AVG | PF-FO | A | TO | BLK | STL | PTS | AVG |
| 2019-20 | Illini | 9-0 | 57/6.3 | 4-11 | .364 | 0-2 | .000 | 3-4 | .750 | 6 | 4 | 10 | 1.1 | 6-0 | 6 | 5 | 2 | 3 | 11 | 1.2 |
| 2020-21 | Illini | 8-0 | 18/2.2 | 1-3 | .333 | 0-0 | .000 | 0-0 | .000 | 1 | 2 | 3 | 0.4 | 0-0 | 0 | 1 | 0 | 0 | 2 | 0.3 |
| 2021-22 | Illini | 24-2 | 186/7.8 | 17-36 | .472 | 0-0 | .000 | 5-17 | .294 | 25 | 26 | 51 | 2.1 | 33-0 | 15 | 5 | 0 | 7 | 39 | 1.6 |
| 2022-23 | SC | 31-14 | 463/14.9 | 22-56 | .393 | 0-0 | .000 | 16-27 | .593 | 56 | 40 | 96 | 3.1 | 68-1 | 35 | 40 | 7 | 11 | 60 | 1.9 |
| 2023-24 | SC | 17-0 | 165/9.7 | 17-28 | .607 | 0-0 | .000 | 8-12 | .667 | 29 | 20 | 49 | 2.9 | 29-1 | 8 | 12 | 3 | 3 | 42 | 2.5 |
| 2024-25 | SC | 10-0 | 46/4.6 | 3-14 | .214 | 0-0 | .000 | 5-9 | .556 | 7 | 7 | 14 | 1.4 | 5-0 | 1 | 3 | 1 | 0 | 11 | 1.1 |
| TOTAL FOR SC | | 58-14 | 674/11.6 | 42-98 | .429 | 0-0 | .000 | 29-48 | .604 | 92 | 67 | 159 | 2.7 | 102-2 | 44 | 55 | 11 | 14 | 113 | 1.9 |
| TOTAL | | 99-16 | 935/9.4 | 64-148 | .432 | 0-2 | .000 | 37-69 | .536 | 124 | 99 | 223 | 2.3 | 141-2 | 65 | 66 | 13 | 24 | 165 | 1.7 |



2024-25 SOUTH CAROLINA BASKETBALL STATS



2024-25 South Carolina Men's Basketball Combined Team Statistics All games

Page 1/1
as of Dec 22, 2024

Game Records

| Record | Overall | Home | Away | Neutral |
|----------------|---------|------|------|---------|
| ALL GAMES | 9-3 | 7-1 | 1-1 | 1-1 |
| CONFERENCE | 0-0 | 0-0 | 0-0 | 0-0 |
| NON-CONFERENCE | 9-3 | 7-1 | 1-1 | 1-1 |

Score by Periods

| Team | 1st | 2nd | OT | TOT |
|----------------|-----|-----|----|-----|
| South Carolina | 417 | 486 | 11 | 914 |
| Opponents | 352 | 434 | 8 | 794 |

Team Box Score

| No. | Player | | | | Total | | 3-Point | | F-Throw | | Rebounds | | | | PF | DQ | A | TO | BLK | STL | PTS | AVG |
|-----------|---------------------------|-------|--------|------|---------|------|----------|------|---------|------|----------|-----|-----|------|-----|----|-----|-----|-----|-----|-----|------|
| | | GP-GS | MIN | AVG | FG-FGA | FG% | 3FG-3FGA | 3FG% | FT-FTA | FT% | OFF | DEF | TOT | AVG | | | | | | | | |
| 30 | MURRAY-BOYLES, Collin | 12-12 | 350:36 | 29.2 | 76-117 | .650 | 3-10 | .300 | 39-57 | .684 | 27 | 85 | 112 | 9.3 | 31 | 3 | 27 | 32 | 18 | 17 | 194 | 16.2 |
| 6 | THOMAS, Jamarri | 12-12 | 375:60 | 31.3 | 44-113 | .389 | 20-52 | .385 | 46-69 | .667 | 4 | 35 | 39 | 3.3 | 33 | 0 | 37 | 26 | 2 | 16 | 154 | 12.8 |
| 5 | PRINGLE, Nick | 12-12 | 290:11 | 24.2 | 40-61 | .656 | 0-0 | .000 | 44-61 | .721 | 20 | 62 | 82 | 6.8 | 34 | 2 | 18 | 10 | 10 | 3 | 124 | 10.3 |
| 1 | WRIGHT, Jacobi | 12-11 | 338:24 | 28.2 | 42-98 | .429 | 18-46 | .391 | 19-28 | .679 | 5 | 20 | 25 | 2.1 | 16 | 0 | 34 | 18 | 2 | 3 | 121 | 10.1 |
| 2 | DAVIS, Zachary | 12-1 | 263:19 | 21.9 | 35-73 | .479 | 8-28 | .286 | 27-37 | .730 | 10 | 33 | 43 | 3.6 | 22 | 0 | 19 | 9 | 0 | 8 | 105 | 8.8 |
| 15 | UGUSUK, Morris | 12-0 | 240:42 | 20.1 | 22-52 | .423 | 19-41 | .463 | 11-15 | .733 | 5 | 10 | 15 | 1.3 | 13 | 0 | 13 | 12 | 0 | 4 | 74 | 6.2 |
| 10 | STUTE, Myles | 12-12 | 293:42 | 24.5 | 23-66 | .348 | 18-54 | .333 | 5-6 | .833 | 9 | 25 | 34 | 2.8 | 20 | 0 | 13 | 10 | 5 | 4 | 69 | 5.8 |
| 23 | SCOTT, Cam | 12-0 | 159:21 | 13.3 | 13-51 | .255 | 5-31 | .161 | 8-13 | .615 | 5 | 16 | 21 | 1.8 | 11 | 0 | 9 | 6 | 0 | 0 | 39 | 3.3 |
| 0 | BUTLER, Jordan | 10-0 | 44:19 | 4.4 | 5-12 | .417 | 5-11 | .455 | 5-6 | .833 | 1 | 6 | 7 | 0.7 | 6 | 0 | 2 | 1 | 3 | 1 | 20 | 2.0 |
| 31 | BOSMANS-VERDONK, Benjamin | 10-0 | 45:46 | 4.6 | 3-14 | .214 | 0-0 | .000 | 5-9 | .556 | 7 | 7 | 14 | 1.4 | 5 | 0 | 1 | 3 | 1 | 0 | 11 | 1.1 |
| 21 | CONYERS, Arden | 5-0 | 16:59 | 3.4 | 1-6 | .167 | 1-4 | .250 | 0-0 | .000 | 1 | 2 | 3 | 0.6 | 1 | 0 | 0 | 0 | 1 | 1 | 3 | 0.6 |
| 13 | HERRO, Austin | 4-0 | 04:33 | 1.1 | 0-1 | .000 | 0-0 | .000 | 0-0 | .000 | 0 | 0 | 0 | 0.0 | 1 | 0 | 0 | 0 | 0 | 0 | 0 | 0.0 |
| 4 | COGGESHALL, Weston | 1-0 | 01:07 | 1.1 | 0-0 | .000 | 0-0 | .000 | 0-0 | .000 | 0 | 1 | 1 | 1.0 | 0 | 0 | 0 | 0 | 0 | 0 | 0 | 0.0 |
| Team | | | | | | | | | | | 24 | 26 | 50 | | | | | 6 | | | | |
| Total | | 12 | 2425 | | 304-664 | .458 | 97-277 | .350 | 209-301 | .694 | 118 | 328 | 446 | 37.2 | 193 | 5 | 173 | 133 | 42 | 57 | 914 | 76.2 |
| Opponents | | 12 | 2425 | | 290-712 | .407 | 68-222 | .306 | 146-215 | .679 | 127 | 275 | 402 | 33.5 | 248 | 8 | 123 | 125 | 44 | 89 | 794 | 66.2 |

Team Statistics

| | SC | OPP |
|------------------------|----------------|----------------|
| Scoring | 914 | 794 |
| Points per game | 76.2 | 66.2 |
| Scoring margin | +10.0 | - |
| Field goals-att | 304-664 | 290-712 |
| Field goal pct | .458 | .407 |
| 3 point fg-att | 97-277 | 68-222 |
| 3-point FG pct | .350 | .306 |
| 3-pt FG made per game | 8.1 | 5.7 |
| Free throws-att | 209-301 | 146-215 |
| Free throw pct | .694 | .679 |
| F-Throws made per game | 17.4 | 12.2 |
| Rebounds | 446 | 402 |
| Rebounds per game | 37.2 | 33.5 |
| Rebounding margin | +3.7 | - |
| Assists | 173 | 123 |
| Assists per game | 14.4 | 10.3 |
| Turnovers | 133 | 125 |
| Turnovers per game | 11.1 | 10.4 |
| Turnover margin | -0.7 | - |
| Assist/turnover ratio | 1.3 | 1.0 |
| Steals | 57 | 89 |
| Steals per game | 4.8 | 7.4 |
| Blocks | 42 | 44 |
| Blocks per game | 3.5 | 3.7 |
| Winning streak | 6 | - |
| Home win streak | 7 | - |
| Attendance | 92924 | 21829 |
| Home games-Avg/Game | 8-11616 | 2-10915 |
| Neutral site-Avg/Game | - | 2-3500 |

Team Results

| Date | Opponent | | Score | Att. |
|------------|--------------------|-----|-------|-------|
| 11/04/2024 | North Florida | L | 71-74 | 12388 |
| 11/08/2024 | South Carolina St. | W | 86-64 | 12205 |
| 11/12/2024 | Towson | W | 80-54 | 11577 |
| 11/16/2024 | at Indiana | L | 71-87 | 17222 |
| 11/21/2024 | Mercer | W | 84-72 | 11054 |
| 11/25/2024 | vs Xavier | L | 66-75 | 3500 |
| 11/27/2024 | vs Virginia Tech | W | 70-60 | 3500 |
| 12/03/2024 | at Boston College | W | 73-51 | 4607 |
| 12/07/2024 | East Carolina | W | 75-68 | 10997 |
| 12/14/2024 | USC Upstate | W | 73-53 | 11092 |
| 12/17/2024 | Clemson | Wot | 91-88 | 12780 |
| 12/22/2024 | Radford | W | 74-48 | 10831 |



2024-25 South Carolina Men's Basketball
Category Leaders
All games

Page 1/3
as of Dec 22, 2024

Points

| ## | Player | G | Pts | Pts/G |
|----|---------------------------|----|-----|-------|
| 30 | Murray-Boyles, Collin | 12 | 194 | 16.2 |
| 6 | Thomas, Jamarii | 12 | 154 | 12.8 |
| 5 | Pringle, Nick | 12 | 124 | 10.3 |
| 1 | Wright, Jacobi | 12 | 121 | 10.1 |
| 2 | Davis, Zachary | 12 | 105 | 8.8 |
| 15 | Ugusuk, Morris | 12 | 74 | 6.2 |
| 10 | Stute, Myles | 12 | 69 | 5.8 |
| 23 | Scott, Cam | 12 | 39 | 3.3 |
| 0 | Butler, Jordan | 10 | 20 | 2.0 |
| 31 | Bosmans-Verdonk, Benjamin | 10 | 11 | 1.1 |
| 21 | Conyers, Arden | 5 | 3 | 0.6 |

Scoring Average

| ## | Player | G | Pts | Pts/G |
|----|---------------------------|----|-----|-------|
| 30 | Murray-Boyles, Collin | 12 | 194 | 16.2 |
| 6 | Thomas, Jamarii | 12 | 154 | 12.8 |
| 5 | Pringle, Nick | 12 | 124 | 10.3 |
| 1 | Wright, Jacobi | 12 | 121 | 10.1 |
| 2 | Davis, Zachary | 12 | 105 | 8.8 |
| 15 | Ugusuk, Morris | 12 | 74 | 6.2 |
| 10 | Stute, Myles | 12 | 69 | 5.8 |
| 23 | Scott, Cam | 12 | 39 | 3.3 |
| 0 | Butler, Jordan | 10 | 20 | 2.0 |
| 31 | Bosmans-Verdonk, Benjamin | 10 | 11 | 1.1 |
| 21 | Conyers, Arden | 5 | 3 | 0.6 |

Field Goal Percentage

| ## | Player | FG | Att | Pct |
|----|---------------------------|----|-----|------|
| 5 | Pringle, Nick | 40 | 61 | .656 |
| 30 | Murray-Boyles, Collin | 76 | 117 | .650 |
| 2 | Davis, Zachary | 35 | 73 | .479 |
| 1 | Wright, Jacobi | 42 | 98 | .429 |
| 15 | Ugusuk, Morris | 22 | 52 | .423 |
| 0 | Butler, Jordan | 5 | 12 | .417 |
| 6 | Thomas, Jamarii | 44 | 113 | .389 |
| 10 | Stute, Myles | 23 | 66 | .348 |
| 23 | Scott, Cam | 13 | 51 | .255 |
| 31 | Bosmans-Verdonk, Benjamin | 3 | 14 | .214 |
| 21 | Conyers, Arden | 1 | 6 | .167 |

Field Goal Attempts

| ## | Player | G | Att | Att/G |
|----|-----------------------|----|-----|-------|
| 30 | Murray-Boyles, Collin | 12 | 117 | 9.8 |
| 6 | Thomas, Jamarii | 12 | 113 | 9.4 |
| 1 | Wright, Jacobi | 12 | 98 | 8.2 |
| 2 | Davis, Zachary | 12 | 73 | 6.1 |
| 10 | Stute, Myles | 12 | 66 | 5.5 |

Field Goals Made

| ## | Player | G | Made | Made/G |
|----|-----------------------|----|------|--------|
| 30 | Murray-Boyles, Collin | 12 | 76 | 6.3 |
| 6 | Thomas, Jamarii | 12 | 44 | 3.7 |
| 1 | Wright, Jacobi | 12 | 42 | 3.5 |
| 5 | Pringle, Nick | 12 | 40 | 3.3 |
| 2 | Davis, Zachary | 12 | 35 | 2.9 |

3-Point FG Percentage

| ## | Player | 3FG | Att | Pct |
|----|-----------------------|-----|-----|------|
| 15 | Ugusuk, Morris | 19 | 41 | .463 |
| 0 | Butler, Jordan | 5 | 11 | .455 |
| 1 | Wright, Jacobi | 18 | 46 | .391 |
| 6 | Thomas, Jamarii | 20 | 52 | .385 |
| 10 | Stute, Myles | 18 | 54 | .333 |
| 30 | Murray-Boyles, Collin | 3 | 10 | .300 |
| 2 | Davis, Zachary | 8 | 28 | .286 |
| 21 | Conyers, Arden | 1 | 4 | .250 |
| 23 | Scott, Cam | 5 | 31 | .161 |

3-Point FG Attempts

| ## | Player | G | Att | Att/G |
|----|-----------------|----|-----|-------|
| 10 | Stute, Myles | 12 | 54 | 4.5 |
| 6 | Thomas, Jamarii | 12 | 52 | 4.3 |
| 1 | Wright, Jacobi | 12 | 46 | 3.8 |
| 15 | Ugusuk, Morris | 12 | 41 | 3.4 |
| 23 | Scott, Cam | 12 | 31 | 2.6 |

3-Point FG Made

| ## | Player | G | Made | Made/G |
|----|-----------------|----|------|--------|
| 6 | Thomas, Jamarii | 12 | 20 | 1.7 |
| 15 | Ugusuk, Morris | 12 | 19 | 1.6 |
| 1 | Wright, Jacobi | 12 | 18 | 1.5 |
| 10 | Stute, Myles | 12 | 18 | 1.5 |
| 2 | Davis, Zachary | 12 | 8 | 0.7 |



2024-25 SOUTH CAROLINA BASKETBALL STATS



2024-25 South Carolina Men's Basketball Category Leaders All games

Page 2/3
as of Dec 22, 2024

Free Throw Percentage

| ## | Player | Made | Att | Pct |
|----|---------------------------|------|-----|------|
| 10 | Stute, Myles | 5 | 6 | .833 |
| 0 | Butler, Jordan | 5 | 6 | .833 |
| 15 | Ugusuk, Morris | 11 | 15 | .733 |
| 2 | Davis, Zachary | 27 | 37 | .730 |
| 5 | Pringle, Nick | 44 | 61 | .721 |
| 30 | Murray-Boyles, Collin | 39 | 57 | .684 |
| 1 | Wright, Jacobi | 19 | 28 | .679 |
| 6 | Thomas, Jamarri | 46 | 69 | .667 |
| 23 | Scott, Cam | 8 | 13 | .615 |
| 31 | Bosmans-Verdonk, Benjamin | 5 | 9 | .556 |

Free Throw Attempts

| ## | Player | G | Att | Att/G |
|----|-----------------------|----|-----|-------|
| 6 | Thomas, Jamarri | 12 | 69 | 5.8 |
| 5 | Pringle, Nick | 12 | 61 | 5.1 |
| 30 | Murray-Boyles, Collin | 12 | 57 | 4.8 |
| 2 | Davis, Zachary | 12 | 37 | 3.1 |
| 1 | Wright, Jacobi | 12 | 28 | 2.3 |

Free Throws Made

| ## | Player | G | Made | Made/G |
|----|-----------------------|----|------|--------|
| 6 | Thomas, Jamarri | 12 | 46 | 3.8 |
| 5 | Pringle, Nick | 12 | 44 | 3.7 |
| 30 | Murray-Boyles, Collin | 12 | 39 | 3.3 |
| 2 | Davis, Zachary | 12 | 27 | 2.3 |
| 1 | Wright, Jacobi | 12 | 19 | 1.6 |

Rebounds

| ## | Player | G | Reb | Reb/G |
|----|-----------------------|----|-----|-------|
| 30 | Murray-Boyles, Collin | 12 | 112 | 9.3 |
| 5 | Pringle, Nick | 12 | 82 | 6.8 |
| 2 | Davis, Zachary | 12 | 43 | 3.6 |
| 6 | Thomas, Jamarri | 12 | 39 | 3.3 |
| 10 | Stute, Myles | 12 | 34 | 2.8 |

Assists

| ## | Player | G | Ast | Ast/G |
|----|-----------------------|----|-----|-------|
| 6 | Thomas, Jamarri | 12 | 37 | 3.1 |
| 1 | Wright, Jacobi | 12 | 34 | 2.8 |
| 30 | Murray-Boyles, Collin | 12 | 27 | 2.3 |
| 2 | Davis, Zachary | 12 | 19 | 1.6 |
| 5 | Pringle, Nick | 12 | 18 | 1.5 |

Rebounds Average

| ## | Player | G | Reb | Reb/G |
|----|-----------------------|----|-----|-------|
| 30 | Murray-Boyles, Collin | 12 | 112 | 9.3 |
| 5 | Pringle, Nick | 12 | 82 | 6.8 |
| 2 | Davis, Zachary | 12 | 43 | 3.6 |
| 6 | Thomas, Jamarri | 12 | 39 | 3.3 |
| 10 | Stute, Myles | 12 | 34 | 2.8 |

Steals

| ## | Player | G | Stl | Stl/G |
|----|-----------------------|----|-----|-------|
| 30 | Murray-Boyles, Collin | 12 | 17 | 1.4 |
| 6 | Thomas, Jamarri | 12 | 16 | 1.3 |
| 2 | Davis, Zachary | 12 | 8 | 0.7 |
| 15 | Ugusuk, Morris | 12 | 4 | 0.3 |
| 10 | Stute, Myles | 12 | 4 | 0.3 |

Offensive Rebounds

| ## | Player | G | OReb | OReb/G |
|----|---------------------------|----|------|--------|
| 30 | Murray-Boyles, Collin | 12 | 27 | 2.3 |
| 5 | Pringle, Nick | 12 | 20 | 1.7 |
| 2 | Davis, Zachary | 12 | 10 | 0.8 |
| 10 | Stute, Myles | 12 | 9 | 0.8 |
| 31 | Bosmans-Verdonk, Benjamin | 10 | 7 | 0.7 |

Blocked Shots

| ## | Player | G | Blk | Blk/G |
|----|-----------------------|----|-----|-------|
| 30 | Murray-Boyles, Collin | 12 | 18 | 1.5 |
| 5 | Pringle, Nick | 12 | 10 | 0.8 |
| 10 | Stute, Myles | 12 | 5 | 0.4 |
| 0 | Butler, Jordan | 10 | 3 | 0.3 |
| 6 | Thomas, Jamarri | 12 | 2 | 0.2 |

Defensive Rebounds

| ## | Player | G | DReb | DReb/G |
|----|-----------------------|----|------|--------|
| 30 | Murray-Boyles, Collin | 12 | 85 | 7.1 |
| 5 | Pringle, Nick | 12 | 62 | 5.2 |
| 6 | Thomas, Jamarri | 12 | 35 | 2.9 |
| 2 | Davis, Zachary | 12 | 33 | 2.8 |
| 10 | Stute, Myles | 12 | 25 | 2.1 |

Minutes

| ## | Player | G | Min | Min/G |
|----|-----------------------|----|-----|-------|
| 6 | Thomas, Jamarri | 12 | 376 | 31:20 |
| 30 | Murray-Boyles, Collin | 12 | 351 | 29:13 |
| 1 | Wright, Jacobi | 12 | 338 | 28:12 |
| 10 | Stute, Myles | 12 | 294 | 24:29 |
| 5 | Pringle, Nick | 12 | 290 | 24:11 |

Fouls

| ## | Player | G | PF | PF/G |
|----|-----------------------|----|----|------|
| 5 | Pringle, Nick | 12 | 34 | 2.8 |
| 6 | Thomas, Jamarri | 12 | 33 | 2.8 |
| 30 | Murray-Boyles, Collin | 12 | 31 | 2.6 |
| 2 | Davis, Zachary | 12 | 22 | 1.8 |
| 10 | Stute, Myles | 12 | 20 | 1.7 |

Turnovers

| ## | Player | G | TO | TO/G |
|----|-----------------------|----|----|------|
| 30 | Murray-Boyles, Collin | 12 | 32 | 2.7 |
| 6 | Thomas, Jamarri | 12 | 26 | 2.2 |
| 1 | Wright, Jacobi | 12 | 18 | 1.5 |
| 15 | Ugusuk, Morris | 12 | 12 | 1.0 |
| 5 | Pringle, Nick | 12 | 10 | 0.8 |



2024-25 South Carolina Men's Basketball
Team High/Low Analysis
All games

Page 1/4
as of Dec 22, 2024

South Carolina - Game Highs

| | | | |
|-----------------------|------|---------|-----------------------------------|
| POINTS | 91 | | Clemson (12/17/2024) |
| | 86 | | South Carolina St. (11/08/2024) |
| | 84 | | Mercer (11/21/2024) |
| | 80 | | Towson (11/12/2024) |
| | 75 | | East Carolina (12/07/2024) |
| FIELD GOALS MADE | 30 | | Clemson (12/17/2024) |
| | 30 | | South Carolina St. (11/08/2024) |
| FIELD GOAL ATTEMPTS | 64 | | South Carolina St. (11/08/2024) |
| | 63 | | at Indiana (11/16/2024) |
| FIELD GOAL PERCENTAGE | .540 | (27-50) | East Carolina (12/07/2024) |
| | .517 | (30-58) | Clemson (12/17/2024) |
| 3 PT FG MADE | 12 | | East Carolina (12/07/2024) |
| | 12 | | Mercer (11/21/2024) |
| 3 PT FG ATTEMPTS | 32 | | vs Virginia Tech (N) (11/27/2024) |
| | 30 | | Radford (12/22/2024) |
| 3 PT FG PERCENTAGE | .526 | (10-19) | at Boston College (12/03/2024) |
| | .522 | (12-23) | East Carolina (12/07/2024) |
| FREE THROWS MADE | 25 | | Radford (12/22/2024) |
| | 24 | | Clemson (12/17/2024) |
| FREE THROW ATTEMPTS | 34 | | Clemson (12/17/2024) |
| | 30 | | Towson (11/12/2024) |
| FREE THROW PERCENTAGE | .926 | (25-27) | Radford (12/22/2024) |
| | .800 | (16-20) | vs Xavier (N) (11/25/2024) |
| REBOUNDS | 51 | | South Carolina St. (11/08/2024) |
| | 42 | | Radford (12/22/2024) |
| ASSISTS | 19 | | East Carolina (12/07/2024) |
| | 18 | | Towson (11/12/2024) |
| STEALS | 8 | | USC Upstate (12/14/2024) |
| | 8 | | Mercer (11/21/2024) |
| | 8 | | Towson (11/12/2024) |
| BLOCKED SHOTS | 8 | | North Florida (11/04/2024) |
| | 6 | | Radford (12/22/2024) |
| | 6 | | South Carolina St. (11/08/2024) |
| TURNOVERS | 15 | | Towson (11/12/2024) |
| | 13 | | South Carolina St. (11/08/2024) |
| FOULS | 23 | | at Indiana (11/16/2024) |
| | 21 | | Clemson (12/17/2024) |
| | 21 | | Towson (11/12/2024) |



2024-25 South Carolina Men's Basketball
Team High/Low Analysis
All games

Page 2/4
as of Dec 22, 2024

Opponent - Game Highs

| | | | |
|-----------------------|------|---------|---------------------------------|
| POINTS | 88 | | Clemson (12/17/2024) |
| | 87 | | at Indiana (11/16/2024) |
| | 75 | | vs Xavier (N) (11/25/2024) |
| | 74 | | North Florida (11/04/2024) |
| | 72 | | Mercer (11/21/2024) |
| FIELD GOALS MADE | 30 | | Clemson (12/17/2024) |
| | 29 | | North Florida (11/04/2024) |
| FIELD GOAL ATTEMPTS | 69 | | North Florida (11/04/2024) |
| | 67 | | South Carolina St. (11/08/2024) |
| FIELD GOAL PERCENTAGE | .510 | (26-51) | at Indiana (11/16/2024) |
| | .491 | (27-55) | East Carolina (12/07/2024) |
| 3 PT FG MADE | 12 | | Mercer (11/21/2024) |
| | 10 | | North Florida (11/04/2024) |
| 3 PT FG ATTEMPTS | 29 | | North Florida (11/04/2024) |
| | 26 | | Mercer (11/21/2024) |
| 3 PT FG PERCENTAGE | .471 | (8-17) | at Indiana (11/16/2024) |
| | .462 | (12-26) | Mercer (11/21/2024) |
| FREE THROWS MADE | 27 | | at Indiana (11/16/2024) |
| | 19 | | Clemson (12/17/2024) |
| FREE THROW ATTEMPTS | 33 | | at Indiana (11/16/2024) |
| | 29 | | Towson (11/12/2024) |
| FREE THROW PERCENTAGE | .905 | (19-21) | Clemson (12/17/2024) |
| | .889 | (8-9) | Mercer (11/21/2024) |
| REBOUNDS | 43 | | North Florida (11/04/2024) |
| | 41 | | vs Xavier (N) (11/25/2024) |
| ASSISTS | 16 | | Mercer (11/21/2024) |
| | 13 | | Clemson (12/17/2024) |
| | 13 | | South Carolina St. (11/08/2024) |
| STEALS | 12 | | South Carolina St. (11/08/2024) |
| | 11 | | Towson (11/12/2024) |
| BLOCKED SHOTS | 7 | | at Indiana (11/16/2024) |
| | 5 | | at Boston College (12/03/2024) |
| | 5 | | South Carolina St. (11/08/2024) |
| TURNOVERS | 15 | | USC Upstate (12/14/2024) |
| | 14 | | Towson (11/12/2024) |
| FOULS | 26 | | Towson (11/12/2024) |
| | 24 | | Mercer (11/21/2024) |



2024-25 South Carolina Men's Basketball
Team High/Low Analysis
All games

Page 3/4
as of Dec 22, 2024

South Carolina - Game Lows

| | | | |
|-----------------------|------|---------|-----------------------------------|
| POINTS | 66 | | vs Xavier (N) (11/25/2024) |
| | 70 | | vs Virginia Tech (N) (11/27/2024) |
| | 71 | | at Indiana (11/16/2024) |
| | 71 | | North Florida (11/04/2024) |
| | 73 | | USC Upstate (12/14/2024) |
| | 73 | | at Boston College (12/03/2024) |
| FIELD GOALS MADE | 20 | | Radford (12/22/2024) |
| | 23 | | at Boston College (12/03/2024) |
| | 23 | | vs Virginia Tech (N) (11/27/2024) |
| | 23 | | vs Xavier (N) (11/25/2024) |
| FIELD GOAL ATTEMPTS | 50 | | East Carolina (12/07/2024) |
| | 50 | | at Boston College (12/03/2024) |
| FIELD GOAL PERCENTAGE | .381 | (24-63) | at Indiana (11/16/2024) |
| | .392 | (20-51) | Radford (12/22/2024) |
| 3 PT FG MADE | 4 | | vs Xavier (N) (11/25/2024) |
| | 5 | | USC Upstate (12/14/2024) |
| | 5 | | North Florida (11/04/2024) |
| 3 PT FG ATTEMPTS | 16 | | North Florida (11/04/2024) |
| | 17 | | Clemson (12/17/2024) |
| | 17 | | vs Xavier (N) (11/25/2024) |
| 3 PT FG PERCENTAGE | .235 | (4-17) | vs Xavier (N) (11/25/2024) |
| | .263 | (5-19) | USC Upstate (12/14/2024) |
| FREE THROWS MADE | 9 | | East Carolina (12/07/2024) |
| | 13 | | vs Virginia Tech (N) (11/27/2024) |
| FREE THROW ATTEMPTS | 17 | | East Carolina (12/07/2024) |
| | 20 | | vs Xavier (N) (11/25/2024) |
| FREE THROW PERCENTAGE | .529 | (9-17) | East Carolina (12/07/2024) |
| | .560 | (14-25) | North Florida (11/04/2024) |
| REBOUNDS | 30 | | East Carolina (12/07/2024) |
| | 31 | | vs Xavier (N) (11/25/2024) |
| ASSISTS | 8 | | vs Xavier (N) (11/25/2024) |
| | 12 | | Radford (12/22/2024) |
| | 12 | | at Indiana (11/16/2024) |
| STEALS | 1 | | East Carolina (12/07/2024) |
| | 3 | | Radford (12/22/2024) |
| | 3 | | at Boston College (12/03/2024) |
| BLOCKED SHOTS | 1 | | East Carolina (12/07/2024) |
| | 1 | | at Boston College (12/03/2024) |
| | 1 | | at Indiana (11/16/2024) |
| | 1 | | Towson (11/12/2024) |
| TURNOVERS | 8 | | USC Upstate (12/14/2024) |
| | 9 | | Mercer (11/21/2024) |
| FOULS | 10 | | USC Upstate (12/14/2024) |
| | 12 | | East Carolina (12/07/2024) |
| | 12 | | vs Virginia Tech (N) (11/27/2024) |
| | 12 | | Mercer (11/21/2024) |



2024-25 South Carolina Men's Basketball
Team High/Low Analysis
All games

Page 4/4
as of Dec 22, 2024

Opponent - Game Lows

| | | | |
|-----------------------|------|---------|-----------------------------------|
| POINTS | 48 | | Radford (12/22/2024) |
| | 51 | | at Boston College (12/03/2024) |
| | 53 | | USC Upstate (12/14/2024) |
| | 54 | | Towson (11/12/2024) |
| | 60 | | vs Virginia Tech (N) (11/27/2024) |
| FIELD GOALS MADE | 16 | | Towson (11/12/2024) |
| | 19 | | Radford (12/22/2024) |
| | 19 | | at Boston College (12/03/2024) |
| FIELD GOAL ATTEMPTS | 51 | | at Indiana (11/16/2024) |
| | 54 | | Towson (11/12/2024) |
| FIELD GOAL PERCENTAGE | .296 | (16-54) | Towson (11/12/2024) |
| | .333 | (19-57) | at Boston College (12/03/2024) |
| 3 PT FG MADE | 1 | | USC Upstate (12/14/2024) |
| | 2 | | Radford (12/22/2024) |
| | 2 | | at Boston College (12/03/2024) |
| 3 PT FG ATTEMPTS | 10 | | USC Upstate (12/14/2024) |
| | 12 | | Radford (12/22/2024) |
| 3 PT FG PERCENTAGE | .100 | (1-10) | USC Upstate (12/14/2024) |
| | .125 | (2-16) | at Boston College (12/03/2024) |
| FREE THROWS MADE | 6 | | USC Upstate (12/14/2024) |
| | 6 | | vs Virginia Tech (N) (11/27/2024) |
| | 6 | | North Florida (11/04/2024) |
| FREE THROW ATTEMPTS | 9 | | vs Virginia Tech (N) (11/27/2024) |
| | 9 | | Mercer (11/21/2024) |
| FREE THROW PERCENTAGE | .462 | (6-13) | North Florida (11/04/2024) |
| | .542 | (13-24) | South Carolina St. (11/08/2024) |
| REBOUNDS | 24 | | Radford (12/22/2024) |
| | 27 | | East Carolina (12/07/2024) |
| ASSISTS | 5 | | Towson (11/12/2024) |
| | 7 | | at Boston College (12/03/2024) |
| STEALS | 4 | | at Boston College (12/03/2024) |
| | 5 | | vs Virginia Tech (N) (11/27/2024) |
| BLOCKED SHOTS | 2 | | Clemson (12/17/2024) |
| | 2 | | vs Virginia Tech (N) (11/27/2024) |
| | 2 | | Mercer (11/21/2024) |
| TURNOVERS | 6 | | East Carolina (12/07/2024) |
| | 8 | | Radford (12/22/2024) |
| FOULS | 15 | | East Carolina (12/07/2024) |
| | 15 | | vs Xavier (N) (11/25/2024) |



South Carolina - Individual Game Highs

| | | | |
|------------------------------------|-------|---------|---|
| POINTS | 27 | | Collin Murray-Boyles vs Towson (11/12/2024) |
| | 22 | | Collin Murray-Boyles vs Clemson (12/17/2024) |
| | 22 | | Jamarii Thomas vs East Carolina (12/07/2024) |
| | 20 | | Collin Murray-Boyles vs East Carolina (12/07/2024) |
| | 20 | | Jacobi Wright vs South Carolina St. (11/08/2024) |
| FIELD GOALS MADE | 10 | | Collin Murray-Boyles vs East Carolina (12/07/2024) |
| | 9 | | Collin Murray-Boyles vs Towson (11/12/2024) |
| FIELD GOAL ATTEMPTS | 15 | | Collin Murray-Boyles vs North Florida (11/04/2024) |
| | 14 | | Jamarii Thomas vs East Carolina (12/07/2024) |
| | 14 | | Collin Murray-Boyles at Boston College (12/03/2024) |
| | 14 | | Myles Stute at Indiana (11/16/2024) |
| | 14 | | Jamarii Thomas at Indiana (11/16/2024) |
| FIELD GOAL PERCENTAGE (min 5 made) | 1.000 | (10-10) | Collin Murray-Boyles vs East Carolina (12/07/2024) |
| | .875 | (7-8) | Nick Pringle vs Clemson (12/17/2024) |
| | .875 | (7-8) | Collin Murray-Boyles vs South Carolina St. (11/08/2024) |
| 3 PT FG MADE | 5 | | Myles Stute vs Clemson (12/17/2024) |
| | 5 | | Jamarii Thomas vs East Carolina (12/07/2024) |
| 3 PT FG ATTEMPTS | 11 | | Myles Stute at Indiana (11/16/2024) |
| | 8 | | Jamarii Thomas vs East Carolina (12/07/2024) |
| 3 PT FG PERCENTAGE (min 2 made) | 1.000 | (3-3) | Morris Ugusuk at Boston College (12/03/2024) |
| | 1.000 | (2-2) | Zachary Davis vs East Carolina (12/07/2024) |
| | 1.000 | (2-2) | Jordan Butler vs Virginia Tech (N) (11/27/2024) |
| | 1.000 | (2-2) | Collin Murray-Boyles vs Mercer (11/21/2024) |
| FREE THROWS MADE | 10 | | Nick Pringle vs Radford (12/22/2024) |
| | 9 | | Collin Murray-Boyles vs Towson (11/12/2024) |
| FREE THROW ATTEMPTS | 10 | | Nick Pringle vs Radford (12/22/2024) |
| | 10 | | Jamarii Thomas vs Clemson (12/17/2024) |
| | 10 | | Jamarii Thomas vs Towson (11/12/2024) |
| | 10 | | Collin Murray-Boyles vs Towson (11/12/2024) |
| FREE THROW PERCENTAGE (min 3 made) | 1.000 | (10-10) | Nick Pringle vs Radford (12/22/2024) |
| | 1.000 | (6-6) | Collin Murray-Boyles vs Clemson (12/17/2024) |
| | 1.000 | (4-4) | Jamarii Thomas vs Radford (12/22/2024) |
| | 1.000 | (4-4) | Zachary Davis vs Radford (12/22/2024) |
| | 1.000 | (4-4) | Jordan Butler vs Clemson (12/17/2024) |
| | 1.000 | (4-4) | Nick Pringle vs East Carolina (12/07/2024) |
| | 1.000 | (4-4) | Zachary Davis vs South Carolina St. (11/08/2024) |
| | 1.000 | (4-4) | Jamarii Thomas vs North Florida (11/04/2024) |
| | 1.000 | (3-3) | Collin Murray-Boyles vs Radford (12/22/2024) |
| | 1.000 | (3-3) | Nick Pringle vs USC Upstate (12/14/2024) |
| REBOUNDS | 16 | | Collin Murray-Boyles vs South Carolina St. (11/08/2024) |
| | 14 | | Collin Murray-Boyles at Boston College (12/03/2024) |
| ASSISTS | 7 | | Jamarii Thomas vs East Carolina (12/07/2024) |
| | 6 | | Jacobi Wright vs USC Upstate (12/14/2024) |
| | 6 | | Jacobi Wright vs North Florida (11/04/2024) |
| STEALS | 3 | | Jamarii Thomas vs Clemson (12/17/2024) |
| | 3 | | Collin Murray-Boyles vs USC Upstate (12/14/2024) |
| | 3 | | Collin Murray-Boyles vs Virginia Tech (N) (11/27/2024) |
| | 3 | | Jamarii Thomas vs Mercer (11/21/2024) |
| BLOCKED SHOTS | 4 | | Collin Murray-Boyles vs Radford (12/22/2024) |
| | 4 | | Collin Murray-Boyles vs North Florida (11/04/2024) |
| TURNOVERS | 5 | | Collin Murray-Boyles at Boston College (12/03/2024) |
| | 5 | | Jamarii Thomas vs Towson (11/12/2024) |



2024-25 South Carolina Men's Basketball
Player Highs Analysis
All games

Page 3/4
as of Dec 22, 2024

Opponent - Individual Game Highs

| | | | |
|------------------------------------|-------|--------|---|
| POINTS | 27 | | Chase Hunter vs Clemson (12/17/2024) |
| | 23 | | Ian Schieffelin vs Clemson (12/17/2024) |
| | 23 | | Myles Rice at Indiana (11/16/2024) |
| | 18 | | Jordan Riley vs East Carolina (12/07/2024) |
| | 17 | | Mackenzie Mgbako at Indiana (11/16/2024) |
| FIELD GOALS MADE | 9 | | Chase Hunter vs Clemson (12/17/2024) |
| | 8 | | Ian Schieffelin vs Clemson (12/17/2024) |
| FIELD GOAL ATTEMPTS | 18 | | Chase Hunter vs Clemson (12/17/2024) |
| | 16 | | Karmani Gregory vs USC Upstate (12/14/2024) |
| FIELD GOAL PERCENTAGE (min 5 made) | .750 | (6-8) | Zach Freemantle vs Xavier (N) (11/25/2024) |
| | .727 | (8-11) | Ian Schieffelin vs Clemson (12/17/2024) |
| 3 PT FG MADE | 5 | | Chase Hunter vs Clemson (12/17/2024) |
| | 4 | | Tyler Johnson vs Mercer (11/21/2024) |
| | 4 | | Liam Murphy vs North Florida (11/04/2024) |
| 3 PT FG ATTEMPTS | 9 | | Tyler Johnson vs Mercer (11/21/2024) |
| | 8 | | Chase Hunter vs Clemson (12/17/2024) |
| | 8 | | Ryan Conwell vs Xavier (N) (11/25/2024) |
| | 8 | | Liam Murphy vs North Florida (11/04/2024) |
| 3 PT FG PERCENTAGE (min 2 made) | 1.000 | (2-2) | Ben Burnham vs Virginia Tech (N) (11/27/2024) |
| | 1.000 | (2-2) | Ahmad Robinson vs Mercer (11/21/2024) |
| FREE THROWS MADE | 7 | | Nendah Tarke vs Towson (11/12/2024) |
| | 6 | | Ian Schieffelin vs Clemson (12/17/2024) |
| | 6 | | Trey Galloway at Indiana (11/16/2024) |
| | 6 | | Myles Rice at Indiana (11/16/2024) |
| | 6 | | Mackenzie Mgbako at Indiana (11/16/2024) |
| FREE THROW ATTEMPTS | 15 | | Nendah Tarke vs Towson (11/12/2024) |
| | 9 | | Oumar Ballo at Indiana (11/16/2024) |
| FREE THROW PERCENTAGE (min 3 made) | 1.000 | (6-6) | Trey Galloway at Indiana (11/16/2024) |
| | 1.000 | (6-6) | Myles Rice at Indiana (11/16/2024) |
| | 1.000 | (4-4) | TJ NeSmith vs Radford (12/22/2024) |
| | 1.000 | (4-4) | Chase Hunter vs Clemson (12/17/2024) |
| | 1.000 | (4-4) | C.J. Walker vs East Carolina (12/07/2024) |
| | 1.000 | (4-4) | Dailyn Swain vs Xavier (N) (11/25/2024) |
| | 1.000 | (3-3) | Jaeden Zackery vs Clemson (12/17/2024) |
| | 1.000 | (3-3) | Jake Heidbreder vs Clemson (12/17/2024) |
| | 1.000 | (3-3) | Jaden Schutt vs Virginia Tech (N) (11/27/2024) |
| | 1.000 | (3-3) | Ahmad Robinson vs Mercer (11/21/2024) |
| REBOUNDS | 13 | | Breylin Garcia vs USC Upstate (12/14/2024) |
| | 13 | | Oumar Ballo at Indiana (11/16/2024) |
| ASSISTS | 8 | | Ahmad Robinson vs Mercer (11/21/2024) |
| | 4 | | Chas Kelley III at Boston College (12/03/2024) |
| | 4 | | Brandon Rechsteiner vs Virginia Tech (N) (11/27/2024) |
| | 4 | | Alex Holt vs Mercer (11/21/2024) |
| STEALS | 5 | | Dailyn Swain vs Xavier (N) (11/25/2024) |
| | 3 | | Jake Heidbreder vs Clemson (12/17/2024) |
| | 3 | | Tyler Johnson vs Mercer (11/21/2024) |
| | 3 | | Nendah Tarke vs Towson (11/12/2024) |
| | 3 | | Jayden Johnson vs South Carolina St. (11/08/2024) |
| BLOCKED SHOTS | 6 | | Oumar Ballo at Indiana (11/16/2024) |
| | 3 | | Chad Venning at Boston College (12/03/2024) |