

<< 2024-25 SOUTH CAROLINA MEN'S BASKETBALL >>

2024-25 SCHEDULE

OVERALL: 6-3 | SEC: 0-0

HOME: 4-1 | AWAY: 1-1 | NEUTRAL: 1-1 | NET: 94

OCTOBER

30 -/- Wooster (exhibition) W, 86-60

NOVEMBER

4 -/- North Florida L, 71-74

8 -/- SC State W, 86-64

12 -/- Towson W, 80-54

16 #16/16 at Indiana L, 71-87

21 -/- vs. Mercer % (unbracketed game) W, 84-72

25 #22/22 vs. Xavier % L, 66-75

27 -/- vs. Virginia Tech % W, 70-60

DECEMBER

3 -/- at Boston College ^ W, 73-51

7 -/- East Carolina W, 75-68

14 -/- USC Upstate 2 p.m. SECN+

17 #16/16 Clemson \$ 7 p.m. SECN

22 -/- Radford 2 p.m. SECN+

30 -/- Presbyterian 7 p.m. SECN

JANUARY

4 #25/RV at Mississippi State* 2 p.m. SECN

8 #7/8 Alabama* 7 p.m. SECN

11 #2/2 Auburn* 1 p.m. SECN

15 -/- at Vanderbilt* 6 p.m. SECN

18 #13/17 at Oklahoma* 4 p.m. ESPN2/U

22 #9/7 Florida* 7 p.m. SECN

25 #25/RV Mississippi State* 1 p.m. SECN

29 -/- at Georgia* 7 p.m. SECN

FEBRUARY

1 #17/18 Texas A&M* 8:30 p.m. SECN

8 #5/5 at Kentucky* 12 p.m. ESPN/2

12 #19/15 Ole Miss* 7 p.m. SECN

15 #9/9 at Florida* 8:30 p.m. SECN

18 -/- at LSU* 9 p.m. SECN

22 -/- Texas* 8:30 p.m. SECN

25 -/- at Missouri* 9 p.m. ESPN2/U

MARCH

2 -/- Arkansas* 1 p.m. SECN

6 -/- Georgia* 6 p.m. SECN

9 #1/1 at Tennessee 2 p.m. SECN

12-16 SEC Tournament & TBD

20-21 -/- NCAA Tournament First Round = TBD

22-23 -/- NCAA Tournament Second Round = TBD

27-28 -/- Regional Semifinal - Sweet 16 # TBD

29-30 -/- Regional Final - Elite 8 # TBD

APRIL

5-7 -/- Final Four / TBA

All home games in **bold** | All times listed Eastern | **SECN+** - SEC Network + | **SECN** - SEC Network | **ACCN** - ACC Network | **FS1** - Fox Sports 1 | * indicates SEC contest | ^ - SEC/ACC Challenge (Chestnut Hill, Mass.) | % - Fort Myers Tip-Off (Ft. Myers, Fla.) | \$ - Palmetto Series | & - SEC Tournament (Nashville, Tenn.) | - - NCAA Tournament First and Second Rounds (various sites) | # - NCAA Regionals (various sites) | / - Final Four (San Antonio, Texas) | **rankings listed are at time of game



6-3, 0-0 SEC
SOUTH CAROLINA

VS.



4-8, 0-0 Big South
USC UPSTATE

TIPOFF NOTABLES

> **A New Chapter** of Gamecock Men's Basketball is underway again this season with third-year head coach Lamont Paris at the helm. Paris, who has been a part of nine NCAA Division I Tournaments and 18 twenty-win seasons as a college head and assistant coach, was named the University of South Carolina's 33rd head coach by Director of Athletics Ray Tanner on Thursday, March 24, 2022.

> Paris, the 2024 SEC Coach of the Year and one of four finalists for the Naismith National Coach of the Year, helped engineer the greatest single-season turnaround in program history in 2023-24 as the team improved its win total by 15 games. The Gamecocks 26 wins in 2023-24 tied for the most single-season victories in program history with the 2016-17 Final Four team.

ASSISTANT AD/COMMUNICATIONS & PR:

MICHAEL DeBATES // MDEBATES@MAILBOX.SC.EDU

CELL: 712-348-5863 // X: @MDEBATES

SOUTH CAROLINA MEN'S BASKETBALL

ON SOCIAL MEDIA:

#GAMECOCKS // #FOREVERTOTHEE

X AND INSTAGRAM: @GAMECOCKMBB

FACEBOOK: /GAMECOCKMBB

ON THE WEB: GAMECOCKSONLINE.COM

GAME 10

VENUE: Colonial Life Arena

BROADCAST: SEC Network+

PLAY-BY-PLAY: Dave Weinstein

ANALYST: John Williams

RADIO: Gamecock Radio Network

IN COLUMBIA: 107.5 The Game

PLAY-BY-PLAY: Derek Scott

ANALYST: Casey Manning

SIRIUSXM: 384 | **SXM APP:** 974

WATCH: espn.com/watch/

LIVE STATS: GamecocksOnline.com

SERIES: SC leads, 8-1

HOME: SC leads, 8-1

SERIES TREND: Seven of SC's eight wins in the series have been by double digits with an average margin of victory at 17.1 points.

LAST MEETING: 82-53 SC win in season opener last season on Nov. 6, 2023.

NUMBERS OF NOTE

10-1 - The Gamecocks are **10-1** under Lamont Paris when shooting 50.0% or higher. The lone loss came in his first season in 2022-23 at Missouri.

4-0 - The Gamecocks have made 10 or more 3s **4x** this season and are undefeated in those games.

6-0 - The team is **6-0** all-time (2-0 this season) under Lamont Paris when shooting 50.0% or better from 3. **65.5%** - Collin Murray-Boyles is **65.5%** (55-of-87) from the floor this season, which leads the SEC and ranks 15th nationally. He went 10-for-10 vs. ECU and became just the third player in program history with 10 or more made FGs and no misses in a game.

+15 - The Gamecocks **15-win** turnaround in 2023-24 was the greatest single season turnaround in program history, surpassing the 11-win improvement from 2002-03 to 2003-04 under Dave Odom.

8 - EIGHT South Carolina natives are on the roster this season, the most the team has had since **EIGHT** Palmetto State products were on the roster in Odom's first season in 2001-02.

COMING UP NEXT

> The Palmetto Series presented by the South Carolina Education Lottery returns as Carolina faces No. 16/16 Clemson (9-1) on Tuesday at Colonial Life Arena. Tip is set for 7 p.m. (ET) with Roy Philpott (pxp) and former Gamecock assistant coach Perry Clark (analyst) on the call for the SEC Network broadcast.

PROBABLE GAMECOCK STARTERS (BASED OFF PREVIOUS GAME)

#	Name	Ht.	Wt.	Cl.	Hometown	PPG	RPG	APG	Misc.
6	Jamarii Thomas	5-11	190	Tr.	Greensboro, N.C.	12.7	2.8	3.2*	MEAC Player of the Year in lone season at Norfolk St. in 23-24
1	Jacobi Wright	6-2	185	Sr.	Fort Mill, S.C.	10.7	2.1	2.8	Career-high 20 points in win over SC State (Nov. 8)
10	Myles Stute	6-6	210	Jr.	Washington, D.C.	5.3	2.4	1.0	38.5% from 3 in 23-24; team 13-1 when he scores 10+
30	Collin-Murray Boyles	6-7	245	Fr.	Columbia, S.C.	16.0*	9.4*	1.9	Preseason All-SEC; career 61.5% shooter
5	Nick Pringle	6-10	225	Gr.	Seabrook, S.C.	8.3	7.0	1.3	Helped Alabama to first ever Final Four in 2024

* indicates team leader

2024-25 SOUTH CAROLINA BASKETBALL BROADCAST SPOT CHART

projected starters shaded in gray ; projected starters based on previous game
* career high reached this season



- Spent his freshman season at Missouri in 2023-24
- Played in 31 games for the Tigers, making 14 starts
- Averaged 2.3 points and 2.0 rebounds in 11.4 min
- Had his best game of the season at Ole Miss (Feb. 17, 2024) with 10 points (4-of-7 FGs) and five rebounds
- Four-star prospect and a top-150 player that was ranked No. 2 in the state of South Carolina
- Played five seasons at Chris Church Episcopal School with his father, John, serving as his coach
- Helped lead the Cavaliers to a pair of state titles in 2021 and 2023

Jordan Butler • F • SO • 7-0 • 240 • Mauldin, S.C. // MISSOURI

BEGAN HIS COLLEGE CAREER AT MISSOURI LAST SEASON

	MIN	PTS	REB	AST	STL	BLK	FG%	3FG%	FT%
24-25	4.6	2.1	0.4	0.3	0.0	0.4	55.6	62.5	0.0
Career	9.8	2.0	1.6	0.2	0.3	0.8	41.8	27.3	50.0

Career Highs: 10 points, 5 rebounds, 2 assists, 2 steals, 3 blocks



- Double-figures in 5 of 8 games this season with a career-high 20 points in win over SC State (Nov. 8) thanks to four 3s; 3.2 apg currently leads team
- Played in all 34 games with one start and was key reserve off the bench last season; averaged 5.9 points, 1.9 assists and 1.8 rebounds in 22.9 mpg
- Team went 8-0 in games he scored in double figures in 23-24 season (2-1 this season)
- Scored a season-high 16 points in a comeback victory vs. No. 24/24 Florida (March 2, 2024); was 4-of-8 from downtown in the contest
- Averaged 7.3 points, 2.1 rebounds and 1.8 assists per game as a sophomore in 22-23

Jacobi Wright • G • SR • 6-2 • 182 • Fort Mill, S.C. // LEGACY EARLY COLLEGE

CAREER-HIGH 20 POINTS IN FIRST WIN OF THE SEASON VS. SC STATE (NOV. 8)

	MIN	PTS	REB	AST	STL	BLK	FG%	3FG%	FT%
24-25	27.8	10.7	2.1	2.8	0.3	0.2	44.0	36.1	70.8
Career	23.2	6.0	1.8	1.9	0.5	0.1	37.5	32.5	72.2

Career Highs: 18 points, 6 rebounds, 6 assists, 2 steals, 1 block



- Career-high 18 pts off bench vs. Mercer (Nov. 21)
- Became a key contributor and the team's best defender in second season in 2023-24, playing in 33 games while starting the final 17 contests
- Averaged 5.9 points, 3.6 rebounds, 1.3 assists and 0.7 steals in 23.0 minutes per game
- Scored in double figures a career-best six times in 23-24, five of which came in SEC games; team was 8-1 when he scored nine or more points
- Shot 43.2% (70-of-162) from the floor, the third-best percentage on the team of the 7 players who played 20.0+ mpg

Zachary Davis • G • JR • 6-7 • 200 • Orangeburg, S.C. // DENMARK-OLAR

TEAM'S BEST DEFENDER ON THE PERIMETER WITH HIS LENGTH & VERSATILITY

	MIN	PTS	REB	AST	STL	BLK	FG%	3FG%	FT%
24-25	24.6	9.8	4.4	2.1	0.8	0.0	51.7	31.8	67.7
Career	19.4	4.8	3.1	1.2	0.8	0.2	43.8	24.0	67.0

Career Highs: 16 points, 9 rebounds, 4 assists, 3 steals, 2 blocks



- 78.6% (22-of-28) at FT line the last 7 games
- First double-double as a Gamecock with 13 pts and 11 reb (all in 2nd half except 1 reb) at #16/16 IU (Nov. 16)
- Averaged 6.8 points and 5.1 rebounds per game in helping Crimson Tide to first Final Four in school history in 2024
- Had 16 pts and 11 reb in Alabama's Elite Eight win over Clemson last season
- Led Alabama with a 62.3 field goal percentage (86-of-138) and 40 dunks in 23-24

Nick Pringle • F • GR • 6-10 • 225 • Seabrook, S.C. // ALABAMA

HELPED LEAD ALABAMA TO FIRST FINAL FOUR IN PROGRAM HISTORY LAST SEASON

	MIN	PTS	REB	AST	STL	BLK	FG%	3FG%	FT%
24-25	23.5	8.3	7.0	1.3	0.3	0.7	57.1	0.0	65.9
Career	13.0	4.9	4.1	0.5	0.3	0.5	66.3	0.0	54.4

Career Highs: 19 points, 15 rebounds, 3 assists, 3 steals, 3 blocks*



- Season-high 22 pts in win vs. ECU (Dec. 7); tied career-high with five made 3s in the game
- Averaged 16.9 pts, 3.8 re, 3.8 ast and 2.1 stl per game in one season at Norfolk State in 23-24
- 2024 MEAC Player of the Year & Newcomer of the Year; also on MEAC All-Defensive Team
- Had 10 games with 20+ pts for the Spartans
- Had shooting splits of 40.4 percent from the floor, 38.0 percent from behind the arc and 80.9 percent at the charity stripe in 31.1 mpg in 23-24
- Spent 2 seasons at UNC-Wilmington from 21-23

Jamarri Thomas • G • SR • 5-11 • 190 • Greensboro, N.C. // NORFOLK STATE

2024 MEAC PLAYER OF THE YEAR & NEWCOMER OF THE YEAR AT NORFOLK STATE

	MIN	PTS	REB	AST	STL	BLK	FG%	3FG%	FT%
24-25	30.2	12.7	2.8	3.2	1.1	0.1	40.7	40.0	64.2
Career	20.8	9.4	2.5	2.4	1.1	0.1	39.0	36.3	77.0

Career Highs: 31 points, 7 rebounds, 9 assists, 5 steals, 1 block



- Saw action in 27 games, making 17 starts in first season in Garnet & Black in 2023-24
- Averaged 8.3 points, 3.3 rebounds and 1.0 assists per game despite battling shoulder and knee injuries throughout the season
- Shot team-best 38.5 percent (45-of-117) from behind the arc in 23-24
- Had seven games with 3 or more made 3s and the team was 7-0 in those contests
- Has made 224 3s in 123 career games played (1.8 3FGs per game)

Myles Stute • G • SR • 6-6 • 210 • Washington, D.C. // VANDERBILT

229 CAREER MADE 3S WHICH IS T-32ND ON THE ACTIVE 3FGS LIST IN NCAA DI

	MIN	PTS	REB	AST	STL	BLK	FG%	3FG%	FT%
24-25	23.2	5.3	2.4	1.0	0.3	0.4	30.8	31.0	75.0
Career	22.8	7.4	3.5	0.6	0.5	0.2	38.1	37.5	69.7

Career Highs: 22 points, 11 rebounds, 3 assists, 4 steals, 3 blocks*



- Redshirted initial collegiate season in 2023-24
- Was put on scholarship prior to the start of 2024 summer workouts
- Led his high school team, Whitnall, to 25-4 record and state championship game as a senior in 2022-23 after averaging 14.8 points, 6.4 rebounds and 4.3 assists per game
- Older brother Tyler starred at Kentucky (2018-19) and currently plays for the Miami Heat, where he was the 2022 NBA Sixth Man of the Year

Austin Herro • G • SR • 6-3 • 180 • Milwaukee, Wisc. // WHITNALL

FORMER WALK-ON THAT WAS PUT ON SCHOLARSHIP OVER THE SUMMER

	MIN	PTS	REB	AST	STL	BLK	FG%	3FG%	FT%
24-25	1.0	0.0	0.0	0.0	0.0	0.0	0.0	0.0	0.0
Career									

Career Highs*:



- Leads team with 17 3s this season and also has highest 3-point percentage (53.1%)
- Has hit 3 or more 3s in 3-straight games
- Career-high 18 pts off bench at #16/16 IU (Nov. 16); hit career-best 4 3s; also hit 4 3s vs. VT (Nov. 27) and had 12 pts off bench
- Averaged 2.2 ppg in 10.2 mpg in 23-24
- Had 11 pts vs. Florida A&M (12/30/23), first game with 10+; went 3-of-5 from distance
- Scored 10 pts in just 11 min of action in a win vs. Missouri (1/27/24); hit a pair of 3s

Morris Ugusuk • G • 6-4 • 170 • Helsinki, Finland // DRIVE Academy

93 OF HIS 128 CAREER POINTS HAVE COME FROM BEHIND THE ARC (72.7%)

	MIN	PTS	REB	AST	STL	BLK	FG%	3FG%	FT%
24-25	18.5	6.8	1.1	0.9	0.3	0.0	51.4	53.1	75.0
Career	12.1	3.3	0.8	0.6	0.2	0.1	40.0	38.8	76.5

Career Highs: 18 points*, 4 rebounds, 5 assists, 2 steals, 1 block



21

- Made a 3 late vs. Towson (Nov. 12), his first career pts
- Redshirted initial collegiate season in 2023-24
- Played at 4A Westwood High School in Blythewood where he scored over 1,000 points for his career
- All-region and all-state selection as a senior for the Redhawks after averaging 21.4 points, 5.5 rebounds and 2.2 assists per game
- As a junior at Westwood, averaged 18.5 points, 5.8 rebounds and 1.5 assists per contest

Arden Conyers • G • RFR • 6-7 • 212 • Columbia, S.C. // WESTWOOD

FAVORITE BASKETBALL PLAYER TO WATCH AND LEARN FROM IS KOBE BRYANT

	MIN	PTS	REB	AST	STL	BLK	FG%	3FG%	FT%
24-25	4.4	1.0	0.7	0.0	0.3	0.0	25.0	33.3	0.0

Career

Career Highs*:



23

- Consensus four-star and the top player in the state by 247Sports and On3 ; ranked No. 47 overall player by 247Sports (No. 6 shooting guard) and No. 36 overall by On3 (No. 8 shooting guard)
- Two-time South Carolina Gatorade Player of the Year and concluded his prep days as the school record-holder for career points (2,475) at Lexington High School, leading the Wildcats to a 28-2 record as a senior and the 5A state title
- Averaged 22.0 points, 6.4 rebounds, 3.3 steals and 2.5 assists per game in senior season


Cam Scott • G • FR • 6-6 • 171 • Lexington, S.C. // LEXINGTON

TWO-TIME SOUTH CAROLINA GATORADE PLAYER OF THE YEAR ; TOP-50 PROSPECT OUT OF HS

	MIN	PTS	REB	AST	STL	BLK	FG%	3FG%	FT%
24-25	13.7	2.6	1.7	1.0	0.0	0.0	20.5	12.0	57.1

Career

Career Highs*: 6 points, 4 rebounds, 2 assists



30

- Leads the SEC (ranks 15th nationally) in FG-percent-age at 65.5% ; has 3 double-doubles in 24-25
- 10-for-10 vs. ECU (Dec. 7) ; 3rd player in program history with 10 or more FGs & no misses in a game
- Averaged 10.4 ppg, 5.7 rpg (led team), 1.8 apg, 1.0 bpg and 1.0 spg in 28 games (19 starts) in 23-24
- Shot 59.7% (117-196) from the floor to lead the team (4th best for single season in program history)
- Had breakout game with 31 pts on 14-of-17 (82.4%) shooting in win vs. Vanderbilt (2/10/24) ; became the 1st SEC freshman since Bobby Portis of Arkansas in '14 to record 30+ pts with 13 or more made FGs while shooting above 80.0%


Collin Murray-Boyles • F • SO • 6-8 • 245 • Columbia, S.C. // WASATCH ACADEMY

CAREER-HIGH 16 REB VS. SC STATE (11/8) ; SEASON-HIGH 27 PTS VS. TOWSON (11/12)

	MIN	PTS	REB	AST	STL	BLK	FG%	3FG%	FT%
24-25	29.6	16.0	9.4	1.9	1.3	1.1	65.5	37.5	64.3

Career 24.4

Career Highs: 31 points, 16 rebounds* , 6 assists, 4 steals, 4 blocks*



31

- Played in 17 games averaging 2.5 points and 2.9 rebounds in 9.7 minutes per game in 23-24
- Had career-high 10 points, seven rebounds and two assists in non-conference finale victory over Florida A&M (12/30/23)
- Appeared in 31 games, making 14 starts in first season in Garnet & Black in 22-23 ; averaged 1.9 points, 3.1 rebounds and 1.1 assists per game
- Played three seasons at Illinois (2019-22) where he earned his undergraduate degree

Benjamin Bosmans-Verdonk • F • GR • 6-9 • 240 • Lommel, Belgium // ILLINOIS

YEAR 3 LAW STUDENT & ONE OF THE ONLY ACTIVE D1 PLAYERS IN LAW SCHOOL

	MIN	PTS	REB	AST	STL	BLK	FG%	3FG%	FT%
24-25	5.6	1.3	1.4	0.1	0.0	0.1	25.0	0.0	60.0

Career 9.7

Career Highs: 10 points, 10 rebounds, 6 assists, 2 steals, 2 blocks







COACH OF THE YEAR

LAMONT PARIS



2024-25 SOUTH CAROLINA BASKETBALL TV/RADIO ROSTER



#0 JORDAN BUTLER



#1 JACOBI WRIGHT



#2 ZACHARY DAVIS



#4 WESTON COGGESHALL



#5 NICK PRINGLE



#6 JAMARII THOMAS



#10 MYLES STUTE



#13 AUSTIN HERRO



#14 LANCE PIPER



#15 MORRIS UGUSUK



#21 ARDEN CONYERS



#23 CAM SCOTT



#30 COLLIN MURRAY-BOYLES



#31 BENJAMIN BOSMANS-VERDONK



LAMONT PARIS



TANNER BRONSON



WILL BAILEY



EDDIE SHANNON



DAVID MCKINLEY

A SEASON TO REMEMBER IN 2023-24...

25 regular season wins - the most in program history

26 total wins - tied for the most in a single seasons in program history with the 2016-17 Final Four Team

13 SEC wins - the second most in program history

7 SEC road wins - tied with the 1996-97 team for the most in program history

+15 in the win column - the greatest single season turn-around in program history, surpassing the 11-win improvement under Dave Odom from 2002-03 to 2003-04

12-4 record away from home - tied for the second-best record in Power Six in true road/neutral site games with Houston & Purdue

3-4 record against ranked teams - Gamecocks were 3-17 combined the previous seasons against top-25 opponents

ONE of FIVE teams in the nation with a top-five, true road win

ONE of 18 teams in the nation with multiple top-10 wins

ONE of FOUR teams in the SEC to rank in the top-50 of adj. efficiency on both offense and defense via KenPom

25 opponents held below 70 points - 1-4th best mark in the country

Allowed just 67.0 ppg - the best scoring defense in the SEC

Seven-game win streak in SEC play - the longest SEC win streak in program history since the 1996-97 SEC Champion Gamecocks started league play 11-0

274 made 3s - most in program history

344 turnovers - third fewest in program history

INTERVIEW POLICIES

In general, ALL interview requests must be made in advance to Assistant AD Michael DeBates in the South Carolina Athletics Communications and Public Relations Office.

All interviews are to be coordinated through the Communications and Public Relations Office. This allows the staff to arrange the interview when it best suits the student-athlete's and the reporter's schedules. Please contact the Communications and Public Relations Office in advance to make your interview requests. Media are not permitted to contact student-athletes on their own at any time. All interviews will take place at the designated media interview site for that day as listed in the weekly availability schedule.

Dormitory, apartment and cell phone numbers for student-athletes will not be provided to the media. Should you need to conduct a telephone interview with a student-athlete, a call will be placed to you from the student-athlete at a mutually agreeable time.

SOUTH CAROLINA ATHLETICS COMMUNICATIONS & PR

Michael DeBates, primary contact

Assistant AD

cell: 712-348-5863

e-mail: mdebates@mailbox.sc.edu

X: @mdebates

SOUTH CAROLINA MEN'S BASKETBALL ONLINE

Website: www.GamecocksOnline.com/sports/mens-basketball

Facebook: www.facebook.com/GamecockMBB

X: @GamecockMBB

Instagram: @GamecockMBB

NOTABLE NUMBERS

8

> This year's South Carolina roster features eight players from the Palmetto State. It's the most in-state players on the roster since Dave Odom's first season in 2001-02 (also had eight).

7

> Lamont Paris was a part of the Wisconsin coaching staff that made seven straight appearances in the NCAA Tournament. Included in that stretch was a National Championship Game appearance (2015), Final Four (2014) and four Sweet 16s (2011-12, 2016-17).

6-0

> In all six of the team's wins this season, the Gamecocks have out-rebounded their opponents. The team is 5-1 when scoring more second chance points.

53.1%

> Morris Ugusuk leads the team with 17 made 3s on the season. He's an even 53.1% from behind the arc, shooting an efficient 17-of-32 in the team's first eight games of the season.

A SOUTH CAROLINA WIN WOULD ...

- Mark a four-game winning streak that dates back to the Virginia Tech win in the third-place game at the Fort Myers Tip-Off on Nov. 27.
- Be the team's fifth-straight victory at home dating back to a 86-64 win over SC State on Nov. 8.
- Improve Lamont Paris to 3-0 all-time against the Spartans.

BOUNCE BACK AT THE BEACH

> South Carolina bounced back from a tough loss to No. 22/22 Xavier (Nov. 25) in the semifinals of the Ft. Myers Tip-Off with a hard-fought win over ACC foe Virginia Tech in its final game of the holiday MTE on Nov. 27. The Gamecocks led for nearly the entire game as Collin Murray-Boyles had 16 points, eight rebounds, three steals and two blocks. Zachary Davis and Morris Ugusuk each had 12 points off the bench as Carolina got a season-high 32 points from its reserves. The team made 11 3s with six different players making a shot from behind the arc.

GETTING HOT FROM DISTANCE

> The Gamecocks finally struck gold from behind the arc in a 84-72 win over Mercer on Nov. 21. Carolina was hit a season-high 12 3s and was 44.4% (12-of-27) from behind the arc. Jamarii Thomas had 19 points and was 4-of-5 from distance. Zachary Davis hit a pair of 3s as he scored a career-high 18 points off the bench. Collin Murray-Boyles also hit two 3s, his first long balls in 33 games played in Garnet & Black the last two seasons.

FABULOUS FRONTCOURT

> South Carolina held a 38-20 points in the paint edge in an 80-54 rout of Towson on its home floor on Nov. 12. Preseason All-SEC selection Collin Murray-Boyles had 27 points and nine rebounds and Alabama grad transfer Nick Pringle had his first game in double-figures at Carolina with 15 points and nine rebounds. The duo scored 43 points and was a combined 15-of-20 (75.0%) from the floor. The Gamecocks shot 50.0 percent (26-of-52) overall as a team in the gameto improve to 8-0 under head coach Lamont Paris the last two seasons when shooting above 50.0 percent as a team.

MR. WRIGHT SCORES CAREER-HIGH

> Senior guard Jacobi Wright had the best game of his four-year Gamecock tenure, scoring a career-high 20 points in helping the team to a 86-64 win over SC State (Nov. 8). He went

4-of-7 from downtown. Sophomore forward Collin Murray-Boyles had his third career double-double (first of the 2024-25 season) with 19 points and a career-high 16 rebounds. He was 7-of-8 from the floor.

MURRAY-BOYLES PRESEASON ALL-SEC

> Rising sophomore Collin Murray-Boyles was tabbed a Third Team Preseason All-SEC selection by both the media and the league's head coaches. He's the first Gamecock to earn preseason All-SEC recognition since AJ Lawson in 2020-21 when he was selected to the second team. Murray-Boyles is coming off a solid freshman campaign in which he saw action in 28 games, starting the final 19 for the Gamecocks. He averaged 10.4 points, 5.7 rebounds (led team), 1.8 assists, 1.0 blocks and 1.0 steals per game en route to earning SEC All-Freshman honors. He shined down the stretch in league play a season ago, highlighted by a 31-point outing in a double-digit win over Vanderbilt (2/10/24) and a 24-point performance against Arkansas (3/14/24) in the second of round of the SEC Tournament that helped Carolina to its first win in the conference tournament since 2018. He shot 59.7 percent (117-196) from the floor to lead the team and also had a team-high 21 dunks. Murray-Boyles scored in double-figures in 10 of the team's final 13 games last season.

ORDER ON THE COURT

> The Honorable L. Casey Manning enters his 32nd season as an analyst for men's basketball games on the Gamecock Radio Network. He joined the broadcast team for the 1993-94 season and worked alongside legendary South Carolina play-by-play man Bob Fulton. Manning has worked alongside current play-by-play man Derek Scott since 2016-17. The Gamecocks advanced to the school's first ever Final Four their first year working together. Manning, a Dillon, S.C. native, played for the Gamecocks from 1970-73 and made history as the first African-American scholarship player in program history. He graduated from the South Carolina School of Law in 1977 and has served

ASSOCIATED PRESS POLL

WEEK 6 - Monday, Dec. 9, 2024

RK	TEAM	REC	PTS	TREND
1	Tennessee (58)	8-0	1544	↑2
2	Auburn (3)	8-1	1438	-
3	Iowa State (1)	7-1	1424	↑3
4	Duke	7-2	1295	↑5
5	Kentucky	8-1	1284	↓1
6	Marquette	9-1	1274	↓1
7	Alabama	7-2	1126	↑3
8	Gonzaga	7-2	1082	↓1
9	Florida	9-0	1030	↑4
10	Kansas	7-2	940	↓9
11	Purdue	8-2	840	↓3
12	Oregon	9-1	784	-
13	Oklahoma	9-0	567	↑8
14	Michigan	8-1	522	↑12
15	Houston	5-3	514	↑2
16	Clemson	9-1	491	↑10
17	Texas A&M	8-2	415	↑5
18	UConn	7-3	394	↑7
19	Ole Miss	8-1	379	↑4
20	Wisconsin	8-2	307	↓9
21	Michigan State	8-2	292	↑5
22	Cincinnati	7-1	288	↓8
23	San Diego State	6-2	276	↑1
24	UCLA	8-1	229	↑2
25	Mississippi State	8-1	179	↑1

Others receiving votes: Baylor 150, Arizona State 143, Memphis 123, Missouri 119, Penn State 90, Arkansas 89, Drake 67, Pittsburgh 62, Utah State 57, Illinois 47, St. John's 43, Maryland 39, Dayton 38, Creighton 32, West Virginia 30, Indiana 30, North Carolina 24, Georgia 21, Saint Mary's 20, Texas 8, Rhode Island 3, Loyola Chicago 1

Dropped from rankings: Baylor 15, Memphis 16, Pittsburgh 18, Illinois 19, North Carolina 20

COACHES POLL TOP 25

WEEK 6 - Monday, Dec. 9, 2024

RK	TEAM	REC	PTS	TREND
1	Tennessee (26)	8-0	770	↑2
2	Auburn (5)	8-1	732	-
3	Iowa State	7-1	697	↑2
4	Marquette	9-1	655	-
5	Kentucky	8-1	651	↑1
6	Duke	7-2	628	↑3
7	Florida	9-0	548	↑6
8	Alabama	7-2	545	↑4
9	Gonzaga	7-2	474	↓1
10	Kansas	7-2	468	↓9
11	Purdue	8-2	440	↓4
12	Oregon	9-1	385	↓2
13	Houston	5-3	304	↑5
14	Michigan	8-1	275	↑9
15	Ole Miss	8-1	258	↑5
16	Clemson	9-1	237	↑10
17	Oklahoma	9-0	233	↑4
18	Texas A&M	8-2	197	↑6
19	Michigan State	8-2	177	↑6
20	UConn	7-3	165	↑6
21	UCLA	8-1	151	↑5
22	Wisconsin	8-2	139	↓11
23	Cincinnati	7-1	124	↓9
24	San Diego State	6-2	105	↑2
25	Baylor	5-3	99	↓9

Others receiving votes: Mississippi State 93, Illinois 72, St. John's 51, Pittsburgh 50, Arizona State 45, Maryland 42, Memphis 39, Drake 35, Utah State 32, Penn State 30, Saint Mary's 28, Missouri 21, Creighton 20, Georgia 18, West Virginia 11, Arkansas 10, UC Irvine 5, Texas 5, Dayton 4, Texas Tech 2, Loyola Chicago 2, North Carolina 2, LSU 1

Dropped from rankings: Memphis 15, Illinois 17, Pittsburgh 19, North Carolina 22



SOUTHEASTERN CONFERENCE STANDINGS

Thru games played Wednesday, Dec. 11, 2024

Team	Conference	Overall
#9/7 Florida		9-0
#13/17 Oklahoma		9-0
#1/1 Tennessee		9-0
#5/5 Kentucky		9-1
Vanderbilt		9-1
#2/2 Auburn		8-1
Georgia		8-1
LSU		8-1
#19/15 Ole Miss		8-1
#25/RV Mississippi State		8-1
Missouri		8-1
Arkansas		8-2
#17/18 Texas A&M		8-2
#7/8 Alabama		7-2
Texas		7-1
South Carolina		6-3

SCORES AND SCHEDULE IN THE SEC

Saturday, December 7

at Arkansas 75, UTSA 60
at South Carolina 75, East Carolina 68
at #21 Oklahoma 94, Alcorn St. 78
at #23 Ole Miss 86, Lindenwood 53
Battle in Seattle (Seattle, WA)
#4 Kentucky 90, #7 Gonzaga 89

Sunday, December 8

at #2 Auburn 98, Richmond 54
Vanderbilt 83, TCU 74
at Missouri 76 #1 Kansas 67
at Mississippi State 91, Prairie View 84
#25 UConn 76, at Texas 65
Texas A&M 72, Texas Tech 67
at LSU 80, FGCU 71

Tuesday, December 10

Jimmy V Classic (New York, NY)
#1 Tennessee 75, Miami (FL) 62
Arkansas 89, #14 Michigan 87

Wednesday, December 11

at #5 Kentucky 78, Colgate 67

Thursday, December 12

New Mexico St. at Texas SECN+ 8:00p

Saturday, December 14

Holiday Hoopsgiving (Atlanta, GA)

#2 Auburn vs. Ohio St.	ESPN2	1:00p
#9 Florida vs. Arizona St.	SECN	3:30p
Georgia vs. Grand Canyon	SECN	6:00p
LIU at Missouri	SECN+	12:00p
#17 Texas A&M vs. #11 Purdue (at Indianapolis, IN)	CBS	12:00p
USC Upstate at South Carolina	SECN+	2:00p
Central Ark. at Arkansas (at Little Rock, AR)	SECN+	4:00p
LSU vs. SMU (at Frisco, TX)	ESPNU	4:00p
#19 Ole Miss vs. Southern Miss (at Biloxi, MS)		4:00p
Louisville at #5 Kentucky	ESPN	5:15p
#1 Tennessee at Illinois	FOX	5:30p
Magnolia Madness (Tupelo, MS)		
#25 Mississippi State vs. McNeese St.	ESPNU	6:00p
#13 Oklahoma vs. Oklahoma St. (at OKC)	ESPNU	8:00p
Creighton at #7 Alabama	SECN	8:30p

All times listed Eastern Time

CAROLINA BENCH PRODUCTION

GAME	SC-OPP	DIFF.	BENCH SCORER	SC HIGH
North Florida	23-30	-7	J. Wright, 12	
SC State	22-35	-13	Z. Davis, 10	
Towson	11-10	+1	Three tied, 3	
at Indiana	26-15	+11	M. Ugusuk, 18	
Mercer	29-21	+8	Z. Davis, 18	
vs. Xavier	15-12	+3	Z. Davis, 8	
vs. Virginia Tech	32-24	+8	Z. Davis/M. Ugusuk, 12	
at Boston College	22-13	+9	M. Ugusuk, 9	
East Carolina	19-10	+9	Z. Davis, 10	
USC Upstate				
Clemson				
Radford				
Presbyterian				
at Miss. State				
Alabama				
Auburn				
at Vanderbilt				
at Oklahoma				
Florida				
Miss. State				
at Georgia				
Texas A&M				
at Kentucky				
Ole Miss				
at Florida				
at LSU				
Texas				
at Mizzou				
Arkansas				
Georgia				
Tennessee				

CAROLINA SPECIALTY STATS

(PP) points in paint; (OT) points off turnovers; (2nd) second chance points; (FB) fast break points

(South Carolina-Opponent)

GAME	PP	OT	2ND	FB
North Florida	38-34	15-9	7-12	25-12
SC State	42-24	16-12	15-14	10-6
Towson	38-20	19-9	13-8	13-7
at Indiana	26-28	9-17	9-8	8-9
Mercer	26-22	11-10	13-8	11-3
vs. Xavier	34-42	8-20	6-12	10-21
vs. Virginia Tech	22-26	7-4	12-8	12-14
at Boston College	26-30	1-6	7-11	0-5
East Carolina	30-44	13-12	13-6	2-4
USC Upstate				
Clemson				
Radford				
Presbyterian				
at Miss. State				
Alabama				
Auburn				
at Vanderbilt				
at Oklahoma				
Florida				
Miss. State				
at Georgia				
Texas A&M				
at Kentucky				
Ole Miss				
at Florida				
at LSU				
Texas				
at Mizzou				
Arkansas				
Georgia				
Tennessee				
SC Total	282	99	95	91
SC Average	31.3	11.0	10.6	10.1
Opp Total	270	98	87	81
Opp Average	30.0	10.9	9.7	9.0

SERIES BREAKDOWN

> All nine previous meetings have taken place at Colonial Life Arena dating back to the first matchup between the two in-state schools in 2004.

> Carolina's average margin of victory in its eight wins all-time over the Spartans is 17.1 points. The Gamecocks' 29-point win in last season's opener was the largest margin of victory all-time in the series.

SC ALL-TIME RECORD VS. USC UPSTATE

H: 8-1; A: 0-0; N: 0-0

9 previous meetings...

N. 8, 2004	H	81-63	W	
N. 22, 2008	H	75-53	W	
N. 23, 2010	H	57-41	W	
D. 31, 2011	H	72-66	W	
D. 19, 2013	H	68-74		L
N. 6, 2018	H	65-52	W	
N. 9, 2021	H	78-60	W	
N. 25, 2022	H	68-53	W	
N. 6, 2023	H	82-53	W	



Preseason All-SEC selection Collin Murray-Boyles, the team's leading scorer and rebounder, went 10-for-10 on FGs in the team's win over ECU (Dec. 7). He became just the third player in program history with 10 or more made FGs and no misses in a game, joining Kenny Holmes (11-for-11 vs. Manhattan on Jan. 15, 1981) and Troy McKoy (11-for-11 at Georgia on March 3, 1993).

NOTABLE NUMBERS

16

Collin Murray-Boyles had a career-high 16 rebounds in the win over SC State (Nov. 8). It was the most rebounds by a Gamecock since Gregory "GG" Jackson II had 16 in a win over WKU on Dec. 22, 2022.

12 3s

The Gamecocks have hit a season-high 12 3s twice this season in home wins over Mercer (Nov. 21) and ECU (Dec. 7). The team is 4-0 this season when making 10 or more 3s in a game.

78.6%

After starting the season 5-for-13 (38.5%) from the charity stripe, grad transfer big Nick Pringle is 22-of-28 (78.6%) the last seven games at the free throw line dating back to a blowout win over Towson (Nov. 12).

as Circuit Court Judge for the Fifth Judicial Court since 1994. Manning retired on Dec. 31, 2022.

> On Dec. 8, 2022, at a retirement function at the USC Alumni Center, Manning received the Order of the Plametto from Gov. Henry McMaster, the highest civilian honor granted in the state of South Carolina.

> Two streets were also named after him, one in downtown Columbia near the courthouse he worked in and the other in his hometown of Dillon, S.C.

> On May 7, 2022, Manning received an honorary doctor of laws degree from the Board of Trustees at commencement. It is the highest degree you can receive from the university.

> He joins Dave Kellum (35th season as Ole Miss ppx) as the only members of the 30-year club on radio broadcast in the SEC.

BY THE NUMBERS

29.6% - The Gamecocks held Towson to **29.6%** (16-of-54) in an 80-54 win on Nov. 12. It was the lowest opponent FG-percentage of the Lamont Paris era at South Carolina. The last time the Gamecocks held a team below 30.0% shooting was Texas A&M on Feb. 8, 2020. The Aggies shot just 27.3% (15-of-55) in the game.

65.5% - Collin-Murray Boyles leads the SEC in field goal percentage (min. 5 FGM per game) at **65.5%** (57-of-87). He and Arkansas' Adou Thiero are the only players in the league shooting above 60.0 percent.

4-0 - The Gamecocks are **4-0** this season when making 10 or more 3s in a game.

6-0 - The team is **6-0** all-time under Paris (2-0 this season) when the team shoots 50.0 percent or higher from behind the arc.

6-0 - The Gamecocks are **6-0** under Paris when the team makes 30 or more field goals (1-0 this season).

83.6% - Morris Ugusuk, the team's leading 3-point shooter this season with 17 makes from behind the arc in nine games, has scored **83.6%** of his points in 2024-25 from behind the 3-point line (51 of 61 total points).

14-2 - The SEC went **14-2** in the SEC/ACC Challenge on Dec. 3-4. The Gamecocks 22-point win at Boston College was one of 11 double-digit victories by the SEC over the ACC. The team is 2-0 under Lamont Paris in its two challenge games the last two seasons.

10 - Paris has been a part of **10** NCAA Tournament teams as a Division I assistant/head coach with his first appearance at South Carolina coming last season.

18 - He has been a part of **18**, 20-win seasons as a college head and assistant coach.

.696 - In his 17 seasons as a collegiate assistant coach, teams associated with Paris were 497-217 (**.696**) with five conference titles and 12 NCAA Tournament appearances, reaching two Final Fours.

1998 - The team finished the 2023-24 season ranked No. 25 in the final AP Poll, marking the first time the Gamecocks have been ranked in the final top-25 poll since being slotted No. 14 in the final AP Poll of **1998**.

59.7% - Collin-Murray Boyles' field-goal percentage of **59.7%** last season as a freshman was the fourth-highest for a single-season in program history and the highest by a freshman in Gamecock history (min. 30 FGs). He was 117-of-196 from the floor in 28 games played.

274 - The Gamecocks made **274** 3s last season, a new single-season program record.

344 - The team had just **344** turnovers last season, the fourth-fewest all-time for a single season at Carolina.

8-3 - The Gamecocks were **8-3** in true road games during the 2023-24 season. The team won seven SEC games on the road, tying the 1996-97 SEC Champion squad for the most in program history since joining the league in 1991-92.

25 - Carolina held **25** opponents to less than 70 points last season, which T-4th nationally and led the SEC.

8-0 - The Gamecocks were **8-0** in 2023-24 when shooting 50.0% or better from the floor.

1997 - The Gamecocks picked up the program's first top-five road win since **1997** on Jan. 30, 2024 last season with a 63-59 victory over No. 5/5 Tennessee. The previous top-five road win was a 72-66 win at No. 3 Kentucky on March 2, 1997.

59 - The **59** points scored by Tennessee in the game on its home floor was a season-low for the Vols. It was also the first home loss of the season for UT, snapping a 13-game home winning streak.



KEY STAT



Lamont Paris' teams are 42-4 (.913) when scoring 80 or more points dating back to his first season as head coach at Chattanooga (2017-18). He's 10-0 at South Carolina when his team scores 80 or more.

ROSTER BREAKDOWN

Returning Letterwinners (6)

- #1 Jacobi Wright
- #2 Zachary Davis
- #10 Myles Stute
- #15 Morris Ugusuk
- #30 Collin Murray-Boyles
- #31 Benjamin Bosmans-Verdonk

Guards (11)

- #1 Jacobi Wright
- #2 Zachary Davis
- #4 Weston Coggeshall
- #6 Jamarii Thomas
- #10 Myles Stute
- #13 Austin Herro
- #14 Lance Piper
- #15 Morris Ugusuk
- #21 Arden Conyers
- #23 Cam Scott

Forwards (5)

- #0 Jordan Butler
- #5 Nick Pringle
- #30 Collin Murray-Boyles
- #31 Benjamin Bosmans-Verdonk

By Height

- #6 Jamarii Thomas (5-11)
- #4 Weston Coggeshall (6-2)
- #1 Jacobi Wright (6-2)
- #13 Austin Herro (6-3)
- #15 Morris Ugusuk (6-4)
- #4 Lance Piper (6-5)
- #23 Cam Scott (6-6)
- #10 Myles Stute (6-6)
- #12 Zachary Davis (6-7)
- #21 Arden Conyers (6-7)
- #30 Collin-Murray Boyles (6-8)
- #31 Benjamin Bosmans-Verdonk (6-9)
- #5 Nick Pringle (6-10)
- #0 Jordan Butler (7-0)

2024-25 SOUTH CAROLINA MEN'S BASKETBALL ROSTER

Alphabetical Roster

No.	Name	Pos.	Ht.	Wt.	Cl.	Exp.	Hometown // Last School
31	Benjamin Bosmans-Verdonk	F	6-9	260	GR	2L	Lommel, Belgium // Illinois
0	Jordan Butler	F	7-0	240	SO	TR	Greenville, S.C. // Missouri
4	Weston Coggeshall	G	6-2	180	FR	HS	Charleston, S.C. // Philip Simmons
21	Arden Conyers	G	6-7	204	FR	HS	Columbia, S.C. // Westwood (Blythewood, S.C.)
12	Zachary Davis	G	6-7	194	SO	1L	Orangeburg, S.C. // Denmark-Olar
13	Austin Herro	G	6-3	180	FR	RS	Milwaukee, Wisc. // Whitnall (Greenfield, Wisc.)
30	Collin Murray-Boyles	F	6-8	245	SO	1L	Columbia, S.C. // Wasatch Academy (Mt Pleasant, Utah)
14	Lance Piper	G	6-5	180	FR	HS	Holtsville, N.Y. // Phelps School (Malvern, Pa.)
5	Nick Pringle	F	6-10	225	GR	TR	Seabrook, S.C. // Alabama
23	Cam Scott	G	6-6	171	FR	HS	Lexington, S.C. // Lexington
10	Myles Stute	G	6-6	210	SR	1L	Washington, D.C. // Vanderbilt
6	Jamarii Thomas	G	5-11	190	SR	TR	Greensboro, N.C. // Norfolk State
15	Morris Ugusuk	G	6-4	170	SO	1L	Helsinki, Finland // DRIVE Basketball Academy (Finland)
1	Jacobi Wright	G	6-2	190	SR	3L	Fort Mill, S.C. // Legacy Early College (Greenville, S.C.)

Numerical Roster

No.	Name	Pos.	Ht.	Wt.	Cl.	Exp.	Hometown // Last School
0	Jordan Butler	F	7-0	240	SO	TR	Greenville, S.C. // Missouri
1	Jacobi Wright	G	6-2	190	SR	3L	Fort Mill, S.C. // Legacy Early College (Greenville, S.C.)
2	Zachary Davis	G	6-7	200	JR	2L	Orangeburg, S.C. // Denmark-Olar
4	Weston Coggeshall	G	6-2	180	FR	HS	Charleston, S.C. // Philip Simmons
5	Nick Pringle	F	6-10	225	GR	TR	Seabrook, S.C. // Alabama
6	Jamarii Thomas	G	5-11	190	SR	TR	Greensboro, N.C. // Norfolk State
10	Myles Stute	G	6-6	210	SR	1L	Washington, D.C. // Vanderbilt
13	Austin Herro	G	6-3	180	FR	RS	Milwaukee, Wisc. // Whitnall (Greenfield, Wisc.)
14	Lance Piper	G	6-5	180	FR	HS	Holtsville, N.Y. // Phelps School (Malvern, Pa.)
15	Morris Ugusuk	G	6-4	170	SO	1L	Helsinki, Finland // DRIVE Basketball Academy (Finland)
21	Arden Conyers	G	6-7	212	FR	RS	Columbia, S.C. // Westwood (Blythewood, S.C.)
23	Cam Scott	G	6-6	171	FR	HS	Lexington, S.C. // Lexington
30	Collin Murray-Boyles	F	6-8	245	SO	1L	Columbia, S.C. // Wasatch Academy (Mt Pleasant, Utah)
31	Benjamin Bosmans-Verdonk	F	6-9	260	GR	2L	Lommel, Belgium // Illinois

Head Coach: Lamont Paris (Wooster, '96 ; Indiana State '00)

Assistant Coach: Tanner Bronson (Wisconsin, '08)

Assistant Coach: Eddie Shannon (Florida, '99)

Assistant Coach: Will Bailey (UAB, '97)

Assistant Coach: David McKinley (Ohio, '13)

Special Assistant to the Head Coach: Carey Rich (South Carolina, '95)

Director of Basketball Operations: Colby Arendale (Chattanooga, '18)

Director of Video Services: Roman DiPasquale (Wisconsin, '11)

Strength & Conditioning Coach: Scott Greenawalt (Muskingum College, '98)

Athletic Trainer: Mark Rodger (Buffalo, '01)

Assistant AD/Athletics Communications and Public Relations: Michael DeBates (Iowa State, '14)

Director of Academics: Kaitlyn McCanna-Doty (Texas Lutheran, '11)

Creative Media Producer: Sam Straker (Ohio Northern, '22)

Chief Development Officer/Sport Admin: Tyson Lusk (North Carolina, '09 ; Georgetown, '17)

Special Assistant to the Athletics Director/Sport Admin: Charles Waddell (North Carolina, '75)

TOP RETURNING

Scorer.....Murray-Boyles, 10.4 ppg
Rebounder.....Murray-Boyles, 5.7 rpg
Assist Maker.....Wright, 1.9 apg
FG Shooter * Murray-Boyles, 59.7%
3-Point FG Shooter \$Stute, 38.5%
FT Shooter \$Wright, 71.4%
Shot Blocker.....Murray-Boyles, 1.0 bpg
Steal Maker.....Murray-Boyles, 1.0 spg

* at least 75 attempts

\$ at least 20 attempts

PRONUNCIATION GUIDE

- #4 Weston Cogg-**eh-SHALL**
- #10 Myles **STEW**-tee
- #15 Morris **OO-GUH**-suk
- #30 Collin murray-**BOY-ulz**
- #31 Benjamin **BOSE**-mans-ver-**DONK**



HEAD COACH LAMONT PARIS

HEAD COACH | EIGHTH SEASON OVERALL | 130-104 (.556) | THIRD SEASON AT SOUTH CAROLINA | 43-32 (.573)

THE PARIS FILE

COACHING

Experience

28th year

College Head Coach Experience

8th season

Hire Date At Carolina

Thursday, March 24, 2022

PERSONAL

Hometown

Findlay, Ohio

Alma Mater

Wooster, 1996 (Bachelors - Economics)

Indiana State, 2000 (Masters - Rec. & Sport Mgmt.)

COACHING RESUME

College Assistant Coach

Wooster, 1997-98

DePauw, 1998-99

IUP, 2000-04

Akron, 2004-10

Wisconsin, 2010-17

College Head Coach

Chattanooga, 2017-22

South Carolina, 2022-present

Lamont Paris, who has been a part of nine NCAA Division I Tournaments and 18 twenty-win seasons as a college head and assistant coach, was named the University of South Carolina's 33rd head coach by Director of Athletics Ray Tanner on Thursday, March 24, 2022.

Paris, 49, is the first African-American head coach in the history of the Gamecock men's basketball program. The 2024 SEC Coach of the Year enters his third season leading the program in 2024-25.

In year two (2023-24), Paris and his staff helped orchestrate the greatest single-season turnaround in program history as South Carolina went 26-8 and returned to the NCAA Tournament for the first time since 2017. The 26 victories tied the 2016-17 Final Four team for the most single-season wins in program history. Carolina's 15-win improvement was tied for the second-best mark in the nation. The team's 25 regular season wins were a new program record. The Gamecocks went 13-5 in SEC play, good for a T-2nd finish in the league. The 13 SEC wins tied the 1997 SEC title team for the most SEC wins in program history (Carolina joined the league in 1991-92). Paris was named SEC Coach of the Year by the league's coaches and the AP (first coach in program history to be named SEC Coach of the Year by the media). He was one of four finalists for the 2024 Naismith National Coach of the Year and the Ben Jobe Award.

The Gamecocks won seven SEC games on the road in 2023-24, tying the 1996-97 team for the most SEC victories away from home in a single season. Carolina finished the year with a 12-5 record in true road and neutral site games. The Gamecocks were one of just 18 teams in the country with multiple top-10 wins and one of five teams in the nation with a top-five true road win. Carolina had a seven-game SEC win streak, which included beating No. 6/6 Kentucky 79-62 at home on Jan. 23 and No. 5/5 Tennessee, 63-59, in Knoxville on Jan. 30. Per Elias Sports Bureau, it was the first time the Gamecocks had defeated a pair of top-10 teams in a three-game stretch since 1968. Carolina's win over the Vols was the team's first AP Top-Five road victory since defeating No. 3 Kentucky, 72-66, on March 2, 1997. The Gamecocks returned to the top-25 for the first time since 2017 back in Week 14 on Feb. 5 and remained there the last seven weeks of the season. The team finished the year ranked No. 23 in the final USA Today Coaches Poll and No. 25 in the final AP Top-25, marking the first time Carolina was ranked in the final AP poll since 1998. The Gamecocks were ranked as high as No. 11 in both major polls.

Carolina allowed just 66.4 points per game during the regular season in 2023-24, which led the SEC. The Gamecocks held 25 opponents below 70 points, which T-7th best mark in the nation. Carolina was one of just four teams in the SEC to rank in the top-50 of adjusted efficiency on offense and defense via KenPom.

In his first season (2022-23), South Carolina had an overhauled roster with eight new players, including just 14.9 percent of the team's scoring and 18.4 percent of the minutes played returning from the season prior. The Gamecocks defeated Clemson at home, 60-58, for the first time since Dec. 19, 2014. Chico Carter Jr. hit the game-winning bucket with 0.9 seconds remaining. Paris became the first Gamecock head coach since Dave Odom in 2001 to defeat the in-state Tigers in his first season. The conference slate was highlighted by road wins at Kentucky, at Ole Miss and at LSU. The Gamecocks wire-to-wire victory at Rupp Arena on Jan. 10 was the team's first there since 2009 and just the program's third all-time win in Lexington since joining the SEC (1992). Ohio State transfer Meechie Johnson made six 3s and scored a career-high 26 points to lead the Gamecocks. Paris joined Eddie Fogler (1997) and Darrin Horn (2009) as the only Gamecock head coaches all-time to win in the historic building.

Paris came to Carolina after five seasons as the head coach at University of Tennessee at Chattanooga, coaching the Mocs to an 87-72 overall record (.547), including a 65-29 mark his last three seasons.

In his 17 seasons as a collegiate assistant coach prior to becoming head coach at Chattanooga, teams associated with Paris were 497-217 (.696) with five conference titles and 12 NCAA Tournament appearances (Division I and II), reaching two Final Fours.

Paris spent seven seasons as an assistant at Wisconsin from 2010-17 working for Bo Ryan and Greg Gard. The Badgers went to the NCAA Tournament every year with four Sweet 16 appearances and back-to-back trips to the Final Four in 2014 and 2015. Wisconsin played for the National Championship in 2015 after going 36-4 and winning both the Big Ten regular season and tournament titles. The Badgers took down No. 1 overall seed Kentucky in the National Semifinal, ending the Wildcats' previously undefeated season.

PARIS' CAREER RECORD, YEAR-BY-YEAR

SEASON	RECORD	CONFERENCE (FINISH)	POSTSEASON
2017-18 (CHATT)	10-23	3-15 (10th)	-
2018-19 (CHATT)	12-20	7-11 (5th)	-
2019-20 (CHATT)	20-13	10-8 (T-5th)	-
2020-21 (CHATT)	18-7	9-7 (4th)	-
2021-22 (CHATT)	27-8	14-4 (1st)	0-1 ; NCAA First Round
2022-23 (SC)	11-21	4-14 (12th)	-
2023-24 (SC)	26-8	13-5 (T-2nd)	0-1 ; NCAA First Round
2024-25 (SC)	6-3	0-0	-
Totals	130-104 (.556)	60-64 (.484)	0-2 (.000) • 2 NCAAAs




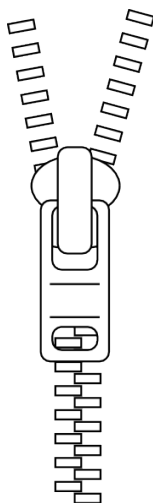

QZ Records in 2024-25 SZN

The quarter-zip has been a featured staple of head coach Lamont Paris' wardrobe since he arrived on campus in late March of 2022. Gamecock fans across the country began to quickly realize through various posts on social media and appearances made by Paris throughout the community how important this article of clothing was to him. His commitment to wearing the 1/4 zip in any and all situations with weather playing zero factor also became very apparent. If it's 95 degrees with 100 percent humidity in the heart of July in famously hot Columbia, the chances of seeing Paris in a 1/4 zip are in the 99th percentile.

The Q-zip, as its affectionally become known by South Carolina fans far and wide, is a popular choice for fall and winter weather. It's versatile and dynamic. It's light and comfortable enough to be worn indoors, but it also is thick and durable enough to layer up when a jacket is too heavy for full comfort. Every quarter-zip is different with different features like zippered pockets for added storage. You have a number of different options to style it by simply just adjusting the zipper height.

A 1/4 zip camera has been added to all home games at CLA in honor of Paris' fashion icon status amongst the Gamecock faithful.

To the right is a breakdown of his record this season in each 1/4 zip he has worn on the sidelines. Zip through it quickly and enjoy.



GAMECOCK SUPERLATIVES UNDER PARIS (FIRST SEASON WAS 2022-23)

Most Field Goals Made

1. 33, George Washington, Dec. 1, 2023
- T2. 32, Arkansas, Mar. 14, 2024
- T2. 32, Mississippi State, Mar. 9, 2024 (OT game)
4. 31, vs. Virginia Tech, Nov. 10, 2023
- T5. 30, SC State, Nov. 8, 2024
- T5. 30, vs. Vanderbilt, Feb. 10, 2024

Most Field Goals Attempted

1. 72, at Vanderbilt, Jan. 5, 2023
2. 71, VMI, Nov. 13, 2023
- T3. 68, Winthrop, Dec. 19, 2023
- T3. 68, at Georgia, Jan. 28, 2023
5. 67, SC State, Nov. 8, 2024

Highest Field Goal Percent

1. 56.4 percent (31-55), vs. Virginia Tech, Nov. 10, 2023
- T2. 54.0 percent (27-50), East Carolina, Dec. 7, 2024
- T2. 54.0 percent (27-50), vs. Grand Canyon, Nov. 19, 2023
4. 52.7 percent (29-55), USC Upstate, Nov. 6, 2023
5. 52.5 percent (32-61), Arkansas, Mar. 14, 2024

Lowest Field Goal Percent

1. 25.0 percent (12-48), #8/9 Tennessee, Jan. 7, 2023
2. 28.1 percent (16-57), #12/12 Auburn, Mar. 15, 2024
3. 30.9 percent (17-55), at Alabama, Jan. 9, 2024
4. 31.1 percent (19-61), vs. Colorado State, Nov. 17, 2022
5. 32.3 percent (21-65), at George Washington, Nov. 30, 2022

Most 3-Point Field Goals Made

1. 18, George Washington, Dec. 1, 2023
2. 15, at LSU, Feb. 18, 2023
3. 13, at Georgia, Jan. 28, 2023
- T4. 12, East Carolina, Dec. 7, 2024
- T4. 12, Mercer, Nov. 21, 2024
- T4. 12, USC Upstate, Nov. 6, 2023

Most 3-Point Field Goals Attempted

1. 35, George Washington, Dec. 1, 2023
- T2. 32, vs. Virginia Tech, Nov. 27, 2024
- T2. 32, at LSU, Feb. 18, 2023
- T4. 31, at Georgia, Jan. 28, 2023
- T4. 31, at Georgetown, Dec. 3, 2022

Highest 3-Point Field Goal Percentage (min. 10 attempts)

1. 55.0 (11-20), at Kentucky, Jan. 10, 2023
2. 54.5 (12-22), USC Upstate, Nov. 6, 2023
3. 52.6 (10-19), at Boston College, Dec. 3, 2024
4. 52.2 (12-23), East Carolina, Dec. 7, 2024
5. 51.4 (18-35), George Washington, Dec. 1, 2023

Most Free Throws Made

1. 23, #24/24 Florida, Mar. 2, 2024
- T2. 22, Towson, Nov. 12, 2024
- T2. 22, #13/12 Auburn, Feb. 14, 2024
- T2. 22, Florida A&M, Dec. 30, 2023
5. 21, SC State, Nov. 8, 2022

Most Free Throws Attempted

1. 34, vs. DePaul, Nov. 17, 2023
2. 32, Georgia, Jan. 16, 2024
- T3. 31, #24/24 Florida, Mar. 2, 2024
- T3. 31, Georgia, March 4, 2023
- T5. 30, Towson, Nov. 12, 2024
- T5. 30, SC State, Nov. 8, 2022

Highest Free Throw Percentage (min. 10 attempts)

1. 100 percent (12-12), Winthrop, Dec. 19, 2023
2. 94.4 percent (17-18), at LSU, Feb. 18, 2023
3. 93.3 percent (14-15), #8/9 Tennessee, Jan. 7, 2023
4. 88.9 percent (16-18), at Missouri, Jan. 13, 2024
5. 87.5 percent (14-16), vs. Grand Canyon, Nov. 19, 2023

Most Offensive Rebounds

1. 21, VMI, Nov. 13, 2023
2. 19, Clemson, Nov. 11, 2022
- T3. 18, SC State, Nov. 8, 2024
- T3. 18, Winthrop, Dec. 19, 2023
- T3. 18, Eastern Michigan, Dec. 30, 2022

Most Defensive Rebounds

1. 38, at Vanderbilt, Jan. 5, 2022
2. 35, USC Upstate, Nov. 6, 2023
3. 34, WKU, Dec. 22, 2022
- T4. 33, SC State, Nov. 8, 2024
- T4. 33, at Florida, Jan. 25, 2023

Most Total Rebounds

- T1. 51, SC State, Nov. 8, 2024
- T1. 51, WKU, Dec. 22, 2022
3. 50, Clemson, Nov. 11, 2022
4. 46, Eastern Michigan, Dec. 30, 2022
- T5. 45, USC Upstate, Nov. 6, 2023
- T5. 45, at Florida, Jan. 25, 2023

Most Personal Fouls

1. 25, at Vanderbilt, Jan. 5, 2022
- T2. 24, Georgia, Jan. 16, 2024
- T2. 24, vs. Grand Canyon, Nov. 19, 2023
- T2. 24, vs. DePaul, Nov. 17, 2023
- T5. 23, at #16/16 Indiana, Nov. 16, 2024
- T5. 23, #16/17 Auburn, Jan. 21, 2023

Most Points

1. 94, Florida A&M, Dec. 30, 2023
2. 93, Mississippi State, Mar. 9, 2024 (OT game)
3. 89, George Washington, Dec. 1, 2023
4. 86, SC State, Nov. 8, 2024
5. 84, Mercer, Nov. 21, 2024

Fewest Points

1. 42, #8/9 Tennessee, Jan. 7, 2023
2. 45, at #11/13 Tennessee, Feb. 25, 2023
3. 47, at Alabama, Jan. 9, 2024
4. 51, Miss. State, Jan. 31, 2023
- T5. 53, Texas A&M, Jan. 14, 2023
- T5. 53, vs. Colorado State, Nov. 17, 2022

Most Assists

1. 25, at Georgia, Feb. 3, 2024
2. 22, at Texas A&M, Feb. 28, 2024
- T3. 21, Vanderbilt, Feb. 10, 2024
- T3. 21, Florida A&M, Dec. 30, 2023
5. 20, at Mississippi State, Mar. 9, 2024

Fewest Turnovers

1. 3, George Washington, Dec. 1, 2023
- T2. 6, Charleston Southern, Dec. 16, 2023
- T2. 6, Presbyterian, Dec. 11, 2022
4. 7, Vanderbilt, Feb. 10, 2024
- T5. 8, Arkansas, Mar. 14, 2024
- T5. 8, at Mississippi State, Mar. 9, 2024
- T5. 8, vs. #24/24 Florida, Mar. 2, 2024

Most Turnovers

1. 19, Clemson, Nov. 11, 2022
- T2. 18, Miss. State, Jan. 31, 2023
- T2. 18, at Georgia, Jan. 28, 2023
- T2. 18, #8/9 Tennessee, Jan. 7, 2023
- T5. 17, at Alabama, Jan. 9, 2024
- T5. 17, vs. DePaul, Nov. 17, 2023
- T5. 17, vs. Furman, Nov. 20, 2022

Most Blocks

- T1. 8, UNF, Nov. 4, 2024
- T1. 8, Georgia, Jan. 16, 2024
3. 7, vs. Davidson, Nov. 18, 2022
- T4. 6, SC State, Nov. 8, 2024
- T4. 6, #24/24 Florida, Mar. 2, 2024
- T4. 6, Kentucky, Jan. 23, 2024
- T4. 6, George Washington, Dec. 1, 2023
- T4. 6, Georgia, March 4, 2023

Most Steals

1. 10, #8/9 Tennessee, Jan. 7, 2023
2. 9, vs. ECU, Dec. 17, 2022
- T3. 8, Mercer, Nov. 21, 2024
- T3. 8, Towson, Nov. 12, 2024
- T3. 8, #24/24 Florida, Mar. 2, 2024
- T3. 8, Missouri, Jan. 27, 2024
- T3. 8, at Alabama, Jan. 9, 2024
- T3. 8, vs. Virginia Tech, Nov. 10, 2023
- T3. 8, Miss. State, Jan. 31, 2023

Most Points By Opponent

1. 101, #13/12 Auburn, Feb. 14, 2024
2. 94, Texas A&M, Jan. 14, 2023
3. 89, Mississippi State, Mar. 9, 2024 (OT game)
- T4. 87, at #16/16 Indiana, Nov. 16, 2024
- T4. 87, Oregon, Mar. 21, 2024

Fewest Points By Opponent

1. 43, Elon, Dec. 22, 2023
2. 51, at Boston College, Dec. 3, 2024
- T3. 53, Notre Dame, Nov. 28, 2023
- T3. 53, USC Upstate, Nov. 25, 2022
5. 54, Towson, Nov. 12, 2024

Most Field Goals Made By Opponent

- T1. 36, at #13/12 Auburn, Feb. 14, 2024
- T1. 36, at #11/13 Tennessee, Feb. 25, 2023
- T3. 35, #8/9 Tennessee, Jan. 7, 2023
- T3. 35, Colorado State, Nov. 17, 2022
- T5. 34, #12/12 Auburn, Mar. 15, 2024
- T5. 34, Texas A&M, Jan. 14, 2023

Fewest Field Goals Made By Opponent

- T1. 16, Towson, Nov. 12, 2024
- T1. 16, Elon, Dec. 22, 2023
- T1. 16, Winthrop, Dec. 19, 2023
4. 17, Notre Dame, Nov. 28, 2023
5. 18, Ole Miss, Feb. 24, 2024

Highest Opponent Field Goal Percent By Opponent

1. 61.0 (36-59), at #13/12 Auburn, Feb. 14, 2024
2. 59.6 (28-47), vs. Oregon, Mar. 21, 2024
3. 58.3 (35-60), Colorado State, Nov. 17, 2022
4. 58.1 (36-62), at #11/13 Tennessee, Feb. 25, 2023
5. 54.8 (34-62), Texas A&M, Jan. 14, 2023

Lowest Opponent Field Goal Percent By Opponent

1. 29.6% (16-54), Towson, Nov. 12, 2024
2. 32.0% (16-50), Elon, Dec. 22, 2023
3. 32.7% (17-52), Notre Dame, Nov. 28, 2023
- T4. 33.3% (19-57), at Boston College, Dec. 3, 2024
- T4. 33.3% (18-54), Ole Miss, Feb. 24, 2024

Most Rebounds By Opponent

- T1. 48, Vanderbilt, Feb. 14, 2023
- T1. 48, Texas A&M, Jan. 14, 2023
- T1. 48, #8/9 Tennessee, Jan. 7, 2023
4. 45, vs. Georgia, Jan. 16, 2024
5. 44, at Vanderbilt, Jan. 5, 2023


Fewest Rebounds By Opponent

1. 23, vs. Virginia Tech, Nov. 10, 2023
- T2. 25, Georgia, March 4, 2023
- T2. 25, Presbyterian, Dec. 11, 2022
- T4. 26, Arkansas, Mar. 14, 2024
- T4. 26, Vanderbilt, Feb. 10, 2024
- T4. 26, Miss. State, Jan. 6, 2024

Most Turnovers By Opponent

- T1. 16, VMI, Nov. 13, 2023
- T1. 16, Miss. State, Jan. 31, 2023
- T3. 15, at Alabama, Jan. 9, 2024
- T3. 15, Elon, Dec. 22, 2023
- T5. 14, Towson, Nov. 12, 2024
- T5. 14, Arkansas, Mar. 14, 2024
- T5. 14, Winthrop, Dec. 19, 2023
- T5. 14, #8/9 Tennessee, Jan. 7, 2023

GAMECOCK BASKETBALL ASSISTANT COACHES & SUPPORT STAFF




> **Tanner Bronson, Assistant Coach (Wisconsin, '08)**

- Served in same capacity at Chattanooga for five seasons (2017-22) under Paris ; third season at South Carolina
- Was assistant at St. Louis (2012-16) prior to joining the Mocs ; team won 103 games in his five seasons there and made three NCAA appearances, winning a game each time
- Went from manager, to walk-on to scholarship player at Wisconsin under Bo Ryan ; was on four NCAA teams (Elite Eight in '05' and Sweet Sixteen in '08')




> **Will Bailey, Assistant Coach (UAB, '97)**

- Third season with the Gamecocks and first under Paris ; was an assistant under Frank Martin from 2020-22 at South Carolina
- Chicago native who most recently worked as assistant at Loyola University Chicago in 2023-24
- Had two different stints under Travis Ford at St. Louis as an assistant coach, first for four seasons from 2016-19 and then for one season in 2022-23 ; was an assistant at La Salle for six seasons and was on staff for the Explorers' 2013 Sweet 16 squad



> **Eddie Shannon, Assistant Coach (Florida, '99)**

- Third season at Carolina ; spent three seasons at Chattanooga (2019-22) under Paris ; also was assistant at Canisius (2017-19)
- Played professionally overseas for 10 seasons with stops in Italy, France, Russia, Sweden, Croatia, Latvia, Greece, Australia, and Cyprus
- Four-year starter at Florida (1995-99), helping usher in the Billy Donovan era in Gainesville ; scored 1,168 career points and left as the career leader in steals (204) ; only player in school history with 200+ steals and he was also second in assists (493)



> **David McKinley, Assistant Coach (Ohio, '13)**

- Third season at Carolina ; was on Paris' staff at Chattanooga for five seasons (2017-22) in variety of roles
- Served as Director of Player Development in first season at Carolina (2022-23) ; was assistant coach for the Mocs for three seasons (2019-22)
- Played collegiately at Ohio University where he was a four-year letterwinner from 2010-13 ; team captain his last two years and member of Bobcat team that won school record 29 games and advanced to the Sweet Sixteen




> **Colby Arendale, Director of Operations (Chattanooga, '18)**

- Third season at Carolina ; served in the same capacity at Chattanooga under Paris for the past three seasons (2019-22)
- Was a student manager in 2017-18 and then a graduate manager for the Mocs from 2018-19
- Recently completed his MBA




> **Carey Rich, Special Assistant to the Head Coach (South Carolina, '95)**

- First official hire of the Paris era at South Carolina ; enters his third season with the team
- Served seven years as superintendent with the City of Columbia's Parks and Recreation Department
- Played one season at Western Carolina before returning home to finish his career with the Gamecocks (1993-95) ; scored 784 career points in Garnet & Black and dished out 340 assists in 79 games ; his 4.30 assists per game average is sixth all-time at Carolina




> **Roman DiPasquale, Director of Video Services (Wisconsin, '11)**

- Third season at South Carolina ; was on the Chattanooga staff all five seasons (2017-22) under Paris serving in a variety of roles
- Worked as the video coordinator at Stanford (2014-16)
- Also has stints in the NBA with Portland (2013-14) and Philadelphia (2011-12) ; was a student manager at Wisconsin



> **Scott Greenawalt, Strength & Conditioning Coach (Muskingum College, '98)**

- Enters his 13th season with men's basketball program in 2024-25 ; worked with men's and women's basketball at Kansas State from 2006-12 before coming to South Carolina with head coach Frank Martin
- Was a part of the staff for the best season in school history which culminated with a trip to the 2017 Final Four
- Worked at Cincinnati for eight years prior to his time in Manhattan ; was an all-conference linebacker in in for Muskingum College



Mark Rodger
Athletic Trainer



Dom Campo
Graduate Assistant



Tada Stricklen
Graduate Assistant



Michael DeBates
Assistant AD
Communications & PR



Sam Straker
Creative Media Producer



Jeremy Ford
Sports Dietician



Tyson Lusk
Sport Admin



Charles Waddell
Secondary Sport Admin



COLONIAL LIFE ARENA (TEAM'S THREE SELLOUTS LAST SEASON TIED 15-16 FOR MOST IN CLA HISTORY) HOME OF GAMECOCK BASKETBALL SINCE 2002 • COLONIAL LIFE ARENA RECORD: 248-118 (.678)

FUN FACTS ABOUT COLONIAL LIFE ARENA

- > **16,880** cubic yards of earth moved, which is enough to fill 222 swimming pools
- > **3,848** tons of steel, which would weigh equal to 96,200 quarters, which would equal \$24,050
- > **125** miles of cable, which would stretch between Columbia and Folly Beach
- > **1,872** tons of cooling, which would cool an average of 12 grocery stores
- > **205,384** bricks and **60,137** concrete blocks, which would stretch the entire length of Lake Murray (41 miles)
- > **8,750** gallons of paint, which would paint approximately 115 average Columbia 2-story houses
- > **4,781** square yards of carpet, which would carpet approximately the field at Williams-Brice Stadium
- > **443** people working on building the arena at a given time, which would staff 44 fast food restaurants
- > **1,158,000** man-hours to complete Colonial Life Arena, which would equal two working hours from each person living in the Columbia Metro area



CHRIS SILVA THROWS IN A SILVA SLAM FOR TWO OF HIS 27 POINTS THAT LED THE GAMECOCKS TO VICTORY VS. NO. 18 KENTUCKY, 76-68, ON JAN. 16, 2018. CAROLINA TRAILED BY AS MANY AS 14 POINTS IN THE SECOND HALF.

KEY ARENA DATES/ MEMORABLE MOMENTS

- > **April 2001** - Construction begins
- > **Nov. 24, 2002** - Carolina defeats ETSU, 71-66, in its first contest in the building
- > **Jan. 8, 2003** - The Gamecocks post a 55-49 win in the first SEC contest at the building over Ole Miss.
- > **March 15, 2006** - Carolina defeats Western Kentucky, 74-55, in the first round of the Postseason NIT. The Gamecocks would go on to win their second straight NIT Championship later that month.
- > **Jan. 21, 2009** - Zam Fredrick scores on a last second lay-in to propel the Gamecocks past Florida, 70-69, at the buzzer. Carolina would go on to capture the 2009 SEC Eastern Division Co-Championship.
- > **Jan. 26, 2010** - Led by heralded senior Devan Downey, Carolina posted its first win over a No. 1 ranked opponent (AP poll) in school history when it defeated top-ranked Kentucky, 68-62.
- > **Feb. 7, 2017** - The Gamecocks would battle Alabama into a four-overtime contest, with the Crimson Tide eventually closing the 90-86 win. Senior guard Sindarius Thornwell scored 44 points and pulled down 21 rebounds in the game. Carolina would go on to its first Final Four in program history later that season.
- > **Nov. 15, 2019** - Carolina captures its 200th victory at Colonial Life Arena with a 90-63 win over Cleveland State.

- > **Jan. 23, 2024** - The Gamecocks dominated No. 6/6 Kentucky, 79-62. It was the program's highest margin of victory ever over a top-10 team ever.



DEVAN DOWNEY VS. KENTUCKY, JAN. 26, 2010 - HE SCORED 30 POINTS AS CAROLINA BEAT THE TOP-RANKED WILDCATS, 68-62.



TA'LON COOPER TIED A CAREER-HIGH WITH 20 POINTS IN A 79-62 ROUT OVER NO. 6/6 KENTUCKY ON JAN. 23, 2024. CAROLINA HELD THE NATION'S BEST SCORING OFFENSE TO A SEASON-LOW IN POINTS.

2024-25 GAMECOCK SUPERLATIVES

GAMECOCKS'

24-25 RECORD WHEN ...

At home	4-1
On the road	1-1
At neutral sites	1-1
In overtime	-
vs. Top 25 team	0-2
vs. Top 10 team	-
vs. Top 5 team	-
Leading at half	5-2
Trailing at half	1-1
Tied at half	-
Shooting 50% or better	2-0
Shooting between 39-49.9%	4-2
Shooting less than 39%	0-1
Opp. shooting 50% or better	0-1
Opp. shooting between 40-49.9%	2-2
Opp. shooting less than 40%	4-0
Shooting better than opp.	6-1
Shooting worse than/equal to opp.	0-2
Starters out-score opp. starter	5-0
Opp. starters score/equal more	1-3
Bench out-scores opp. bench	5-2
Opp. bench scores/equals more	1-1
Having more FTs than opp.	5-2
Having equal/less FTs than opp.	1-1
Have more TOs than opp.	5-2
Having equal/less TOs than opp.	2-0
Having more rebounds than opp.	6-0
Having equal/less rebounds than opp.	0-3
Making 6 or more 3FGs	6-1
Having 15 or more assists	4-1
Score more points in paint than opp.	3-1
Scoring equal/less points in paint than opp.	3-2
Scoring more points off TOs than opp.	5-1
Scoring equal/less points off TOs than opp.	1-2
Scoring more 2nd-chance points than opp.	5-1
Scoring equal/less 2nd-chance points than opp.	1-2
Scoring more fast break points than opp.	3-1
Scoring equal/less fast break points than opp.	3-2
Wearing White uniforms	3-2
Wearing Garnet uniforms	-
Wearing Black uniforms	2-1
Wearing Throwback White uniforms	1-0
Playing on live TV/live broadcast	6-3
Playing in November	4-3
Playing in December	2-0
Playing in January	-
Playing in February	-
Playing in March	-
Playing a day-game	1-1
Playing a night-game	5-2
Playing on a Monday	0-2
Playing on a Tuesday	2-0
Playing on a Wednesday	1-0
Playing on a Thursday	1-0
Playing on a Friday	1-0
Playing on a Saturday	1-1
Playing on a Sunday	-
Scoring margin is 5 points or less	0-1
Margin is between 6-10	2-1
Margin is between 11-20	1-1
Margin is more than 20	3-0
Scoring 59 points or less	-
Scoring 60-69 points	0-1
Scoring 70-79 points	3-2
Scoring 80-89 points	3-0
Scoring 90-99 points	-
Scoring 100+ points	-

MISCELLANEOUS

Current streak	W3
Home court streak	W4
Away streak	W1
Neutral court streak	W1

Scoring Leaders	'24-25	Career
Collin Murray-Boyles	5	10
Myles Stute		2*
Jamarii Thomas	2	2*
Morris Ugusuk	1	1
Jacobi Wright	1	1
Zachary Davis		1

Rebounding Leaders	'24-25	Career
Collin Murray-Boyles	7	18
Zachary Davis		3
Nick Pringle	4	4*
Myles Stute		3*
Benjamin Bosmans-Verdonk		2*
Jamarii Thomas	1	1*

Assists Leaders	'24-25	Career
Jacobi Wright	2	24
Zachary Davis	3	8
Collin Murray-Boyles	2	5
Jamarii Thomas	5	5*
Benjamin Bosmans-Verdonk		3*
Morris Ugusuk		2
Myles Stute		1*

Blocks Leaders	'24-25	Career
Collin Murray-Boyles	4	14
Benjamin Bosmans-Verdonk		7*
Zachary Davis		8
Nick Pringle	3	3*
Morris Ugusuk		3
Jacobi Wright	1	3
Myles Stute	2	2*

Steals Leaders	'24-25	Career
Zachary Davis	2	20
Collin Murray-Boyles	4	16
Jacobi Wright	1	13
Benjamin Bosmans-Verdonk		4*
Myles Stute	2	6*
Jamarii Thomas	4	4*
Morris Ugusuk		2

Double-Figure Scoring	'24-25	Career
Jamarii Thomas	6	48
Myles Stute	1	44
Jacobi Wright	5	24
Nick Pringle	3	22
Collin Murray-Boyles	8	21
Zachary Davis	5	12
Morris Ugusuk	2	4
Jordan Butler		1
Benjamin Bosmans-Verdonk		1

20+ points	'24-25	Career
Jamarii Thomas	1	12
Myles Stute		5
Collin Murray-Boyles	2	4
Jacobi Wright	1	1

30+ points	'24-25	Career
Collin Murray-Boyles		1
Jamarii Thomas		1

Double-Figure Rebounding	'24-25	Career
Nick Pringle	2	9
Collin Murray-Boyles	3	6
Myles Stute		1

5+ assists	'24-25	Career
Jamarii Thomas	3	19
Jacobi Wright	2	4
Collin Murray-Boyles		2
Morris Ugusuk		1
Benjamin Bosmans-Verdonk		1

3+ steals	'24-25	Career
Jamarii Thomas	1	17
Zachary Davis		3
Myles Stute		2
Collin Murray-Boyles	1	5

Miscellaneous

Largest Halftime Lead

SC	17, Towson (11/12) & at BC (12/3)
Opp	11, at #16/16 IU, Nov. 16, 2024

Smallest Halftime Lead

SC	4, Mercer, Nov. 21, 2024
Opp	5, ECU, Dec. 7, 2024

Fewest Points In First Half

SC	27, ECU, Dec. 7, 2024
Opp	19, at Boston College, Dec. 3, 2024

Most Points In First Half

SC	43, Towson, Nov. 12, 2024
Opp	43, at #16/16 IU, Nov. 16, 2024

Fewest Points In Second Half

SC	32, vs. #22/22 Xavier, Nov. 25, 2024
Opp	28, Towson, Nov. 12, 2024

Most Points In Second Half

SC	48, Mercer, Nov. 21, 2024 & ECU, Dec. 7, 2024
Opp	46, vs. #22/22 Xavier, Nov. 25, 2024

Most Points in Overtime

SC	
Opp	

Largest Margin of Victory

SC	26, Towson, Nov. 12, 2024
Opp	16, at #16/16 IU, Nov. 16, 2024

Smallest Margin of Victory

SC	7, ECU, Dec. 7, 2024
Opp	3, North Florida, Nov. 4, 2024

2+ blocks	'24-25	Career
Collin Murray-Boyles	3	10
Nick Pringle	1	10
Jordan Butler		9
Myles Stute	1	2
Zachary Davis		1

Double-Doubles	'24-25	Career
Nick Pringle		6
Collin Murray-Boyles	3	5
Myles Stute		1

Dunks	'24-25	Career
Collin Murray-Boyles	7	28
Zachary Davis	5	19
Benjamin-Bosmans Verdonk		4*
Nick Pringle	4	4*
Myles Stute		2*
Jamarii Thomas	2	2*
Cam Scott	2	2
Morris Ugusuk		1

- tied for team lead also included

- * indicates at Carolina ONLY

2024-25 GAME-BY-GAME

	Date	Result	FG-A	Pct	3FG-A	Pct	FT-A	Pct	O-D-Total	PF	Pts	A	TO	Blk	Stl	Min	Half
North Florida at South Carolina	11/4/24	L, 71-74	29-69	42.0%	10-29	34.5%	6-13	46.2%	15-28-43	20	74	10	9	4	6	200	31
SC State at South Carolina	11/8/24	W, 86-64	26-56	46.4%	5-16	31.3%	14-25	56.0%	9-28-37	14	71	15	10	8	5	200	36
Towson at South Carolina	11/12/24	W, 80-54	24-67	35.8%	3-16	18.8%	13-24	54.2%	16-20-36	23	64	13	10	5	12	200	25
South Carolina at #16/16 Indiana	11/16/24	L, 71-87	30-64	46.9%	8-27	29.6%	18-25	72.0%	18-33-51	18	86	17	13	6	5	200	41
Mercer at South Carolina	11/21/24	W, 84-72	16-54	29.6%	5-25	20.0%	17-29	58.6%	15-16-31	26	54	5	14	3	11	200	26
& - South Carolina vs. #22/22 Xavier	11/25/24	L, 66-75	26-52	50.0%	6-21	28.6%	22-30	73.3%	10-29-39	21	80	18	15	1	8	200	43
& - South Carolina vs. Virginia Tech	11/27/24	W, 70-60	24-63	38.1%	8-29	27.6%	15-23	65.2%	13-21-34	23	71	12	12	1	4	200	32
^ - South Carolina at Boston College	12/3/24	W, 73-51	26-51	51.0%	8-17	47.1%	27-33	81.8%	7-27-34	21	87	12	11	7	7	200	43
East Carolina at South Carolina	12/7/24	W, 75-68	26-57	45.6%	12-26	46.2%	8-9	88.9%	6-24-30	24	72	16	12	2	7	200	32
USC Upstate at South Carolina	12/14/24		27-55	49.1%	12-27	44.4%	18-29	62.1%	8-25-33	12	84	13	9	2	8	200	36
Clemson at South Carolina	12/17/24		23-54	42.6%	4-17	23.5%	16-20	80.0%	4-27-31	18	66	8	12	4	4	200	34
Radford at South Carolina	12/22/24		28-63	44.4%	4-18	22.2%	15-21	71.4%	12-29-41	15	75	10	10	4	8	200	29
Presbyterian at South Carolina	12/30/24		23-52	44.2%	11-32	34.4%	13-21	61.9%	9-28-37	12	70	13	10	3	2	200	33
South Carolina at Mississippi State	1/4/25		23-59	39.0%	8-18	44.4%	6-9	66.7%	9-26-35	20	60	10	9	2	5	200	25
Alabama at South Carolina	1/8/25		23-50	46.0%	10-19	52.6%	17-25	68.0%	6-31-37	18	73	16	10	1	3	200	36
Auburn at South Carolina	1/11/25		19-57	33.3%	2-16	12.5%	11-18	61.1%	11-24-35	21	51	11	11	5	4	200	19
South Carolina at Vanderbilt	1/15/25		27-55	49.1%	4-14	28.6%	10-14	71.4%	9-18-27	15	68	9	6	3	7	200	32
South Carolina at Oklahoma	1/18/25		27-50	54.0%	12-23	52.2%	9-17	52.9%	8-22-30	12	75	19	10	1	3	200	27
Florida at South Carolina	1/22/25																
Mississippi State at South Carolina	1/25/25																
South Carolina at Georgia	1/28/25																
Texas A&M at South Carolina	2/1/25																
South Carolina at Kentucky	2/8/25																
Ole Miss at South Carolina	2/12/25																
South Carolina at Florida	2/15/25																
South Carolina at LSU	2/18/25																
Texas at South Carolina	2/22/25																
South Carolina at Missouri	2/25/25																
Arkansas at South Carolina	3/1/25																
Georgia at South Carolina	3/4/25																
South Carolina at Tennessee	3/8/25																

BOLD - home game | & - Fort Myers Tip-Off (Fort Myers, Fla.) | ^ - SEC/ACC Challenge (Chestnut Hill, Mass.) | * - indicates SEC contest




2024-25 SOUTH CAROLINA BASKETBALL


OVERALL: 6-3 // SEC: 0-0 // HOME: 4-1 // AWAY: 1-1 // NEUTRAL: 1-1

DATE	OPP.	W/L	SCORE	RECORD	POINTS	REBOUNDS	ASSISTS	BLOCKS	STEALS	ATTENDANCE
11/4/24	North Florida	L	74-71	0-1	CMB (15)	Pringle (9)	Wright (6)	CMB (4)	CMB/Thomas (2)	12,388
11/8/24	SC State	W	86-64	1-1	Wright (20)	CMB (16)	CMB/Davis (4)	Stute (3)	Thomas (2)	12,205
11/12/24	Towson	W	80-54	2-1	CMB (27)	CMB/Pringle (9)	Thomas (5)	Pringle (1)	Thomas (2)	11,577
11/16/24	at #16/16 Indiana	L	71-87	2-2	Ugusuk (18)	Pringle (11)	Thomas (4)	Pringle (1)	Stute (2)	17,222
11/21/24	Mercer	W	84-72	3-2	Thomas (19)	CMB (9)	Wright (5)	Pringle/Wright (1)	Thomas (3)	11,054
11/25/24	#22/22 Xavier - &	L	66-75	3-3	CMB (13)	CMB/Thomas (6)	Three tied (2)	CMB (3)	CMB/Davis (2)	3,500
11/27/24	Virginia Tech- &	W	70-60	4-3	CMB (16)	CMB (8)	Davis (3)	CMB (2)	CMB (3)	3,500
12/3/24	at Boston College - ^	W	73-51	5-3	CMB (16)	CMB (14)	Thomas (5)	Stute (1)	Three tied (1)	4,607
12/7/24	East Carolina	W	75-68	6-3	Thomas (22)	CMB/Pringle (10)	Thomas (7)	CMB (1)	Stute (1)	10,997
12/14/24	USC Upstate									
12/17/24	Clemson									
12/22/24	Radford									
12/30/24	Presbyterian									


& - Fort Myers Tip-Off (Fort Myers, Fla.) | ^ - SEC/ACC Challenge (Chestnut, Hill, Mass.) | * - indicates SEC contest | home games in



71




74




74


GAME 1 vs. North Florida
Columbia, S.C.
Colonial Life Arena
Nov. 4, 2024
Gamecocks unable to close down stretch in opener



86




64




64


GAME 2 vs. SC State
Columbia, S.C.
Colonial Life Arena
Nov. 8, 2024
Wright scores career-high 20 in first win of season



80



54



54

GAME 3 vs. Towson
Columbia, S.C.
Colonial Life Arena
Nov. 12, 2024
Murray-Boyles/Pringle dominate inside to lead Gamecocks in rout

COLUMBIA, S.C. (AP) — Jaylen Smith scored 14 of his 16 points in the second half and North Florida rallied for a 74-71 victory over South Carolina in a season opener on Monday night.

North Florida trailed 36-31 at halftime and by five at 64-59 with 4:07 left to play after a layup by South Carolina's Jacobi Wright. But Smith made two free throws, Kamrin Oriol and Jasai Miles hit 3-pointers, and Smith followed with a layup to cap a 10-2 run and put the Ospreys up 69-66 with 42 seconds to go.

Nate Lliteras hit both ends of a 1-and-1 and Smith added a three-point play with 9 seconds remaining to help North Florida hold on for the victory.

Liam Murphy hit four 3-pointers and scored 14 off the bench, adding six rebounds for the Ospreys. Lliteras finished with 13 points and five boards. Miles totaled 11 points and nine rebounds. Oriol scored nine on 3-for-7 shooting from beyond the arc.

Preseason All-Southeastern Conference selection Collin Murray-Boyles had 17 points and seven rebounds for the Gamecocks. Zachary Davis, Jamarii Thomas and Wright, a reserve, all scored 12. Freshman Cam Scott, a homegrown product and two-time Gatorade Player of the Year in the state, debuted with six points and four rebounds in 21 minutes.

The only other time North Florida opened its season against South Carolina was in 2014. The Ospreys lost 81-56 but went on to win the Atlantic Sun Conference championship.

South Carolina head coach Lamont Paris, the reigning SEC Coach of the Year, falls to 2-1 in season openers with the Gamecocks.

COLUMBIA, S.C. (AP) — Jacobi Wright hit four 3-pointers and scored 20, Collin Murray-Boyles finished with 19 points and a career-high 16 rebounds, and South Carolina cruised to an 86-64 victory over South Carolina State on Friday night.

Wright made seven of his 10 shots from the floor, including 4 of 7 from beyond the arc, for South Carolina (1-1). Murray-Boyles hit 7 of 8 shots and 4 of 5 from the free-throw line, adding four assists. It was the sophomore's first double-double after collecting two — in back-to-back games — last season.

Jamarii Thomas scored 14 on 5-for-8 shooting for the Gamecocks. Zachary Davis pitched in with 10 points, six rebounds and four assists.

Michael Teal had 11 points to lead South Carolina State (1-1). Wilson Dubinsky had 10 points off the bench.

Davis hit a jumper to cap a 7-0 run to begin the game and South Carolina never looked back. Murray-Boyles had 12 points and eight rebounds by halftime to help the Gamecocks take a 41-25 lead into the locker room.

The Bulldogs trimmed their deficit to 11 three minutes into the second half but got no closer.

The Gamecocks are 23-0 in the series. The last time the two schools squared off was in the opener of the 2022-23 season. The Gamecocks held off the Bulldogs 79-77 in head coach Lamont Paris' coaching debut at South Carolina.

COLUMBIA, S.C. (AP) — Collin Murray-Boyles scored 27 points, was a rebound shy of a double-double and led South Carolina to an 80-54 win over Towson on Tuesday night.

Murray-Boyles shot 9-of-12 from the floor and 9 of 10 from the line in leading the Gamecocks (2-1), who shot 50%. Jacobi Wright followed up a career high of 20 points against South Carolina State with 16 against the Tigers (1-2). Nick Pringle added 15 points and nine rebounds.

Nendah Tarke scored 12 points, Tyler Tejada 11 and Christian May 10 for Towson, which shot 30%.

South Carolina outscored Towson 12-3 to start the game with six points from Murray-Boyles and led thereafter, shooting 63% in the first half with 10 points each from Murray-Boyles and Pringle. The Gamecocks led 43-26 following a 15-8 run to end the half.

The Tigers didn't get closer than 16 in the second half. Arden Conyers' 3-pointer to finish the scoring gave the Gamecocks a 26-point winning margin, their largest lead of the game.

Both teams were in the mid-teens for turnovers but South Carolina led 19-9 in points off miscues.

GAME 1

Official Basketball Box Score - Final														
North Florida at South Carolina														
11/04/24 Colonial Life Arena, Columbia														
2024-25 South Carolina Men's Basketball														
Game Time: 1:00 PM														
Game Duration: 2:03														
Attendance: 12,338														
Officials: Orlando Potts, Anthony Jordan, Jusus News														
North Florida - 74														
Record: 1-0														
NO. Name	Min	FG	3P	FT	Rebounds	Fouls	TP	AS	TO	ST	Blocks	BS	BA	+
1	2	3	4	5	6	7	8	9	10	11	12	13	14	15
10 Josh Harris	25	0-0	0-0	1-2	4	0	4	0	3	2	1	1	2	6
0 Jasai Miles	29	5-11	1-3	0-5	4	5	9	1	5	11	1	1	1	2
2 Nate Lliteras	32	0-1	1-2	2-2	2	3	5	2	1	13	0	0	1	2
4 Jaylen Smith	24	6-13	1-6	3-4	1	0	1	2	5	16	3	1	0	1
3 Oscar Berry	18	0-3	0-2	0-0	1	1	2	3	0	0	1	0	0	4
7 Liam Murphy	19	5-9	4-8	0-0	2	4	6	3	1	14	2	0	1	0
11 Kamrin Oriol	23	38	3-7	0-0	0	2	2	1	0	0	1	0	0	1
3 Mason Lee	12	4-0	0-0	0-0	2	2	0	0	0	1	1	1	0	0
55 Arden Mess	11	3-7	0-0	1-2	1	3	1	1	2	1	0	1	0	1
5 Dorian Oliver	09	10	0-2	0-1	0-0	4	1	1	0	0	0	0	0	3
Team		2	4	6	0	0	0	0	0	0	0	0	0	0
Totals	29-49	10-29	6-13	15	28	43	20	14	9	6	4	8	3	3
Technical Fouls: NONE														
South Carolina - 71														
Record: 6-1														
NO. Name	Min	FG	3P	FT	Rebounds	Fouls	TP	AS	TO	ST	Blocks	BS	BA	+
5 Nick Pringle	21	5-11	0-2	0-0	3-8	1	8	9	0	5	3	1	0	0
10 Miles State	16	3-7	2-4	0-0	0-0	0	1	6	0	0	0	0	0	-1
30 Collin Murray-Boyles	31	0-1	6-10	0-0	3-6	2	5	7	1	2	2	4	2	6
2 Zachary Davis	36	5-11	4-6	1-5	3-4	1	5	6	4	12	2	1	0	0
6 Jamarii Thomas	33	18	4-8	0-2	4-4	0	4	3	5	12	2	3	0	1
1 Jacobi Wright	27	40	6-8	0-1	0-0	0	2	2	1	0	12	6	2	0
23 Cam Scott	20	4-7	2-4	1-3	3-4	1	2	6	1	1	0	1	0	-1
31 Benjamin Bosmans-Vendrick	04	0-9	1-3	0-0	0	1	1	1	0	2	0	0	1	-1
21 Arden Conyers	08	0-1	0-1	0-0	0	1	1	0	0	0	0	0	0	-8
0 Jordan Butler	02	5-7	1-2	1-1	0-0	0	0	0	0	0	0	0	0	2
15 Morris Ugusku	09	3-7	0-0	0-0	0	0	0	0	0	0	0	0	0	0
Team		2	1	3	0	0	0	0	0	0	0	0	0	0
Totals	26-56	15-30	14-25	9	28	37	14	20	71	15	10	5	8	4
Technical Fouls: NONE														
Shooting By Period														
1st FG%	13-29	44.8%	3PT%	3-8	37.5%	FT%	9-10	90.0%	Rebounds	15-30	50.0%	Fouls	37	50.0%
2nd FG%	13-27	48.1%	3PT%	2-8	25.0%	FT%	7-11	63.6%	Rebounds	14-25	56.0%	Fouls	34	46.7%
3rd FG%	16-30	53.3%	3PT%	4-10	40.0%	FT%	14-15	93.3%	Rebounds	16-30	53.3%	Fouls	31	41.3%
4th FG%	16-30	53.3%	3PT%	4-10	40.0%	FT%	14-15	93.3%	Rebounds	16-30	53.3%	Fouls	31	41.3%
Dead Ball Rebounds: 4-0														

GAME 2


Official Basketball Box Score - Final														
South Carolina St. at South Carolina														
11/08/24 Colonial Life Arena, Columbia														
2024-25 South Carolina Men's Basketball														
Game Time: 7:00 PM														
Game Duration: 2:12														
Attendance: 12,338														
Officials: Owen Shortt, Michael Swadlow, Chuck McKay														
South Carolina St. - 66														
Record: 1-1														
NO. Name	Min	FG	3P	FT	Rebounds	Fouls	TP	AS	TO	ST	Blocks	BS	BA	+
13 Dreyton Jones	15	3-5	0-0	0-1	3	3	5	1	6	1	0	1	0	-2
85 Davion Everett	13	4-8	1-2	0-0	0	1	1	4	0	2	0	1	0	1
00 Omar Crowsley	10	1-2	0-1	1-2	0	2	2	1	1	1	0	2	1	-16
3 Michael Teal	25	4-11	0-2	3-5	0	3	3	2	4	1	3	3	0	2
12 Michael Taylor	19	2-3	0-1	3-6	1	2	3	0	5	7	2	1	2	0
2 Colin McCann	13	2-6	1-5	0-0	0	0	2	0	2	0	1	1	0	0
4 Caleb McCarthy	18	1-6	0-4	0-0	0	3	0	3	1	0	0	0	1	5
6 Jayden Johnson	16	10	2-4	0-1	0-0	0	1	1	1	0	4	3	1	0
11 Wilson Dubinsky	24	19	4-7	2-5	0-2	1	3	4	0	2	0	1	0	7
22 James Jarmon	14	1-9	3-6	0-0	1	2	3	0	0	6	0	0	1	1
1 Florian Tenbray	14	4-3	0-1	4-6	1	1	2	3	3	4	0	1	0	10
23 D'Shay Wright	12	2-5	2-3	0-0	2-2	1	1	2	1	1	0	1	0	15
Team		5	1	6	0	0	0	0	0	0	0	0	0	0
Totals	24-47	15-30	12-24	16	20	38	23	18	64	13	10	12	5	22
Technical Fouls: NONE														
South Carolina - 86														
Record: 1-1														
NO. Name	Min	FG	3P	FT	Rebounds	Fouls	TP	AS	TO	ST	Blocks	BS	BA	+
5 Nick Pringle	22	15	3-7	0-0	2-5	2	2	4	5	8	2	0	1	2
10 Miles State	16	0-0	1-6	0-0	2	5	7	2	1	3	0	2	3	1
30 Collin Murray-Boyles	35	15	7-9	0-0	6-7	5	11	6	7	19	4	4	0	25
1 Jacobi Wright	26	42	7-10	4-7	2-2	0	2	2	1	20	3	3	0	16
6 Jamarii Thomas	28	30	5-8	0-1	4-5	0	2	2	3	14	3	2	2	1
2 Zachary Davis	26	37	0-3	4-4	2	4	8	3	2	10	4	0	1	16
23 Cam Scott	18	2-2	2-2	1-										



GAME 4 at #16/16 Indiana
Bloomington, Ind.
Assembly Hall
Nov. 16, 2024
Ugusuk scores career-high 18 pts
off bench for Carolina



GAME 5 vs. Mercer
Columbia, S.C.
Colonial Life Arena
Nov. 21, 2024
Gamecocks sink season-high 12
triples in double-digit victory



GAME 6 vs. #22/22 Xavier
Fort Myers, Fla.
Suncoast Credit Union Arena
Nov. 25, 2024
Poor shooting plagues Gamecocks
down the stretch in 2nd half

BLOOMINGTON, Ind. (AP) — Myles Rice scored 17 of his 23 points in the first half and No. 16 Indiana defeated South Carolina 87-71 on Saturday.

Rice, a Washington State transfer, hit 7 of 10 shots including 3 of 4 from 3-point range and all six foul shots. The Hoosiers (3-0) were never seriously threatened in the second half, their smallest lead being eight points with 1:19 remaining.

Mackenzie Mgbako added 17 for Indiana.

Morris Ugusuk led the Gamecocks (2-2) with 18 points, including four 3-pointers.

Rice hit shots on back-to-back possessions, including a 3-pointer with 17 seconds remaining in the first half, as Indiana opened up a 43-32 lead at the break.

Collin Murray-Boyles scored just two points before sitting eight minutes into the first half with two fouls. He sat again when assessed his fourth foul with 15:34 remaining and fouled out with 8:16 remaining.

The Gamecocks return home to host Mercer on Thursday. The Hoosiers host UNC Greensboro on Thursday.

COLUMBIA, S.C. (AP) — Jamarii Thomas had 19 points and Zachary Davis scored 18 to lead South Carolina to an 84-72 victory over Mercer on Thursday night.

Thomas made 5 of 10 shots from the floor, including 4 of 5 from 3-point range, and 5 of 8 free throws for the Gamecocks (3-2). He also had three steals. Davis sank 7 of 12 shots with a pair of 3-pointers, adding five rebounds.

Collin Murray-Boyles scored 16 and finished a rebound shy of a double-double for South Carolina. Jacobi Wright scored 11.

Tyler Johnson hit four 3-pointers and led the Bears (2-3) with 15 points. Alex Holt and Angel Montas Jr. added 14 points apiece and Ahmad Robinson pitched in with 13 points and eight assists before fouling out. TJ Grant grabbed 10 rebounds off the bench.

Thomas and Davis scored seven points apiece in the first half to help South Carolina take a 36-32 lead into intermission. Cam Bryant scored all nine of his points and Johnson scored seven to keep Mercer (2-3) close. The difference in the first half was the Gamecocks made 5 of 9 free throws while the Bears did not attempt one.

South Carolina maintained a lead until Robinson buried a 3-pointer to put the Bears on top 60-59 with 10:47 left to play.

The Gamecocks moved back in front and a Myles Stute 3-pointer gave them their biggest lead to that point at 70-62 with 7:45 remaining. A Murray-Boyles dunk pushed the lead to double digits with 3:39 to go and South Carolina was not threatened from there.

FORT MYERS, Fla. (AP) — Zach Freemantle scored 16 points, Dailyn Swain added 14, and No. 22 Xavier beat South Carolina 75-66 in the Fort Myers Tip-Off on Monday night.

Ryan Conwell added 13 points, Dayvion McKnight had 11 and Jerome Hunter chipped in 10 off the bench for the Musketeers (6-0).

Collin Murray-Boyles led South Carolina (3-3) with 13 points while Jamarii Thomas added 11 and Jacobi Wright 10.

The Musketeers jumped out to a 7-0 lead but South Carolina responded with the next 17 points as Xavier went scoreless for 6:35. The Gamecocks led 34-29 at halftime.

These teams last played in the 1941-42 season. Xavier now is 26-11 against SEC schools going back to 2008.

This was the Musketeers' first game away from the Cintas Center after starting the season with five home games. Xavier has a brutal stretch coming up that will include three straight games at No. 16 Cincinnati (Dec. 14), at No. 2 UConn (Dec. 18) and at home against No. 10 Marquette (Dec. 21).

The Gamecocks 17-0 run was highlighted by great defense. Xavier had no second chances, was contested on drives and couldn't hit from the outside.

Xavier used 11-2 and 8-2 runs to regain the lead at 50-44. The Musketeers led by as much as 66-55 before South Carolina went on a 7-0 spurt. The Gamecocks would get no closer.

Xavier won despite shooting 4 of 18 from the 3-point line. The Musketeers had made at least 10 treys in their first five games.

GAME 4

GAME 5

GAME 6

Official Basketball Box Score - Final															Game Time: 1:00 PM		
South Carolina at Indiana															Game Duration: 1:08		
11/16/24 Sun 10:00 AM Assembly Hall, Bloomington, Ind. <td colspan="2">Attendance: 17,220</td>															Attendance: 17,220		
2024-25 Men's Basketball <td colspan="2">Officials: Keith Kravitz, Brian Dorey, Mike Lissowski</td>															Officials: Keith Kravitz, Brian Dorey, Mike Lissowski		
South Carolina - 71															Shooting By Period		
Record: 3-2															1st FG 11-21 52.4%		
NO.	Name	Min	FG	3P	FT	Rebounds	Fouls	TP	AS	TO	ST	Blocks	BB	BA	+	2nd FG 10-19 52.6%	
5	Nick Pringle	F 32:44	4-10	0-0	5-7	4	7	11	4	6	13	2	3	1	0	6	3rd FG 7-20 35.0%
10	Myles Stute	F 31:33	4-14	3-11	0-0	1	1	2	3	1	1	0	2	0	1	-9	4th FG 3-4 75.0%
30	Collin Murray-Boyles	F 18:13	1-4	0-1	0-0	2	4	6	5	2	1	4	0	0	0	-9	5th FG 15-22 68.2%
1	Jacobi Wright	G 27:52	2-11	0-3	2-4	0	0	0	0	3	6	2	0	0	0	3-25	6th FG 11-17 64.7%
6	Jamari Thomas	G 35:53	5-14	1-5	2-4	1	2	3	4	13	4	2	1	0	3	-15	7th FG 12-19 63.2%
2	Zachary Davis	F 12:12	3-4	0-1	2-2	0	2	2	3	8	1	0	0	0	0	-7	8th FG 24-31 77.4%
15	Morris Ugusuk	F 23:07	5-8	4-6	4-6	1	2	3	2	18	1	2	0	0	0	-5	9th FG 38-49 77.6%
23	Cam Scott	F 06:14	0-2	0-0	0-0	2	2	1	1	0	0	0	1	0	0	-1	10th FG 10-16 62.5%
31	Benjamin Bosmans-Vorbeck	F 04:26	0-1	0-0	0-0	1	0	1	0	2	0	0	0	0	0	-4	11th FG 10-16 62.5%
0	Jordan Butler	F 01:46	0-0	0-0	0-0	0	0	0	0	0	0	0	0	0	0	-1	12th FG 10-16 62.5%
Team						3	1	4	0	0	0	0					13th FG 10-16 62.5%
Totals			24-63	8-29	15-23	13	21	34	23	20	71	12	4	1	7	116	Technical Fouls: Thomas 2; 45:32
Shooting By Period																	
1st FG 11-21 52.4%																	
2nd FG 10-19 52.6%																	
3rd FG 7-20 35.0%																	
4th FG 3-4 75.0%																	
5th FG 15-22 68.2%																	
6th FG 11-17 64.7%																	
7th FG 12-19 63.2%																	
8th FG 24-31 77.4%																	
9th FG 38-49 77.6%																	
10th FG 10-16 62.5%																	
11th FG 10-16 62.5%																	
12th FG 10-16 62.5%																	
13th FG 10-16 62.5%																	
14th FG 10-16 62.5%																	
15th FG 10-16 62.5%																	
16th FG 10-16 62.5%																	
17th FG 10-16 62.5%																	
18th FG 10-16 62.5%																	
19th FG 10-16 62.5%																	
20th FG 10-16 62.5%																	
21st FG 10-16 62.5%																	
22nd FG 10-16 62.5%																	
23rd FG 10-16 62.5%																	
24th FG 10-16 62.5%																	
25th FG 10-16 62.5%																	
26th FG 10-16 62.5%																	
27th FG 10-16 62.5%																	
28th FG 10-16 62.5%																	
29th FG 10-16 62.5%																	
30th FG 10-16 62.5%																	
31st FG 10-16 62.5%																	
32nd FG 10-16 62.5%																	
33rd FG 10-16 62.5%																	
34th FG 10-16 62.5%																	
35th FG 10-16 62.5%																	
36th FG 10-16 62.5%																	
37th FG 10-16 62.5%																	
38th FG 10-16 62.5%																	
39th FG 10-16 62.5%																	
40th FG 10-16 62.5%																	
41st FG 10-16 62.5%																	
42nd FG 10-16 62.5%																	
43rd FG 10-16 62.5%																	
44th FG 10-16 62.5%																	
45th FG 10-16 62.5%																	
46th FG 10-16 62.5%																	
47th FG 10-16 62.5%																	
48th FG 10-16 62.5%																	
49th FG 10-16 62.5%																	
50th FG 10-16 62.5%																	
51st FG 10-16 62.5%																	
52nd FG 10-16 62.5%																	
53rd FG 10-16 62.5%																	
54th FG 10-16 62.5%																	
55th FG 10-16 62.5%																	
56th FG 10-16 62.5%																	
57th FG 10-16 62.5%																	
58th FG 10-16 62.5%																	
59th FG 10-16 62.5%																	
60th FG 10-16 62.5%																	
61st FG 10-16 62.5%																	
62nd FG 10-16 62.5%																	
63rd FG 10-16 62.5%																	
64th FG 10-16 62.5%																	
65th FG 10-16 62.5%																	
66th FG 10-16 62.5%																	
67th FG 10-16 62.5%																	
68th FG 10-16 62.5%																	
69th FG 10-16 62.5%																	
70th FG 10-16 62.5%																	
71st FG 10-16 62.5%																	
72nd FG 10-16 62.5%																	
73rd FG 10-16 62.5%																	
74th FG 10-16 62.5%																	
75th FG 10-16 62.5%																	
76th FG 10-16 62.5%																	
77th FG 10-16 62.5%																	
78th FG 10-16 62.5%																	
79th FG 10-16 62.5%																	
80th FG 10-16 62.5%																	
81st FG 10-16 62.5%																	
82nd FG 10-16 62.5%																	
83rd FG 10-16 62.5%																	
84th FG 10-16 62.5%																	
85th FG 10-16 62.5%																	
86th FG 10-16 62.5%																	
87th FG 10-16 62.5%																	
88th FG 10-16 62.5%																	
89th FG 10-16 62.5%																	
90th FG 10-16 62.5%																	
91st FG 10-16 62.5%																	
92nd FG 10-16 62.5%																	
93rd FG 10-16 62.5%																	
94th FG 10-16 62.5%																	
95th FG 10-16 62.5%																	
96th FG 10-16 62.5%																	
97th FG 10-16 62.5%																	
98th FG 10-16 62.5%																	
99th FG 10-16 62.5%																	
100th FG 10-16 62.5%																	
101st FG 10-16 62.5%																	
102nd FG 10-16 62.5%																	
103rd FG 10-16 62.5%																	
104th FG 10-16 62.5%																	
105th FG 10-16 62.5%																	
106th FG 10-16 62.5%																	
107th FG 10-16 62.5%																	
108th FG 10-16 62.5%																	
109th FG 10-16 62.5%																	
110th FG 10-16 62.5%																	
111th FG 10-16 62.5%																	
112th FG 10-16 62.5%																	
113th FG 10-16 62.5%																	
114th FG 10-16 62.5%																	
115th FG 10-16 62.5%																	
116th FG 10-16 62.5%																	
117th FG 10-16 62.5%																	
118th FG 10-16 62.5%																	
119th FG 10-16 62.5%																	
120th FG 10-16 62.5%																	
121st FG 10-16 62.5%																	
122nd FG 10-16 62.5%																	
123rd FG 10-16 62.5%																	
124th FG 10-16 62.5%																	
125th FG 10-16 62.5%																	
126th FG 10-16 62.5%																	
127th FG 10-16 62.5%																	
128th FG 10-16 62.5%																	
129th FG 10-16 62.5%																	
130th FG 10-16 62.5%																	
131st FG 10-16 62.5%																	
132nd FG 10-16 62.5%																	
133rd FG 10-16 62.5%																	
134th FG 10-16 62.5%																	
135th FG 10-16 62.5%																	
136th FG 10-16 62.5%																	
137th FG 10-16 62.5%																	
138th FG 10-16 62.5%																	
139th FG 10-16 62.5%																	
140th FG 10-16 62.5%																	
141st FG 10-16 62.5%																	
142nd FG 10-16 62.5%																	
143rd FG 10-16 62.5%																	
144th FG 10-16 62.5%																	
145th FG 10-16 62.5%																	
146th FG 10-16 62.5%																	
147th FG 10-16 62.5%																	
148th FG 10-16 62.5%																	
149th FG 10-16 62.5%																	
150th FG 10-16 62.5%																	
151st FG 10-16 62.5%																	
152nd FG 10-16 62.5%																	
153rd FG 10-16 62.5%																	
154th FG 10-16 62.5%																	
155th FG 10-16 62.5%																	
156th FG 10-16 62.5%																	
157th FG 10-16 62.5%																	
158th FG 10-16 62.5%																	
159th FG 10-16 62.5%																	
160th FG 10-16 62.5%																	
161st FG 10-16 62.5%																	
162nd FG 10-16 62.5%																	
163rd FG 10-16 62.5%																	
164th FG 10-16 62.5%																	
165th FG 10-16 62.5%																	
166th FG 10-16 62.5%																	
167th FG 10-16 62.5%																	
168th FG 10-16 62.5%																	
169th FG 10-16 62.5%																	
170th FG 10-16 62.5%																	
171st FG 10-16 62.5%																	
172nd FG 10-16 62.5%																	
173rd FG 10-16 62.5%																	
174th FG 10-16 62.5%																	
175th FG 10-16 62.5%																	
176th FG 10-16 62.5%																	
177th FG 10-16 62.5%																	
178th FG 10-16 62.5%																	
179th FG 10-16 62.5%																	
180th FG 10-16 62.5%																	
181st FG 10-16 62.5%																	
182nd FG 10-16 62.5%																	
183rd FG 10-16 62.5%																	
184th FG 10-16 62.5%																	
185th FG 10-16 62.5%																	
186th FG 10-16 62.5%																	
187th FG 10-16 62.5%																	
188th FG 10-16 62.5%																	
189th FG 10-16 62.5%																	
190th FG 10-16 62.5%																	
191st FG 10-16 62.5%																	
192nd FG 10-16 62.5%																	
193rd FG 10-16 62.5%																	
194th FG 10-16 62.5%																	
195th FG 10-16 62.5%																	
196th FG 10-16 62.5%																	
197th FG 10-16 62.5%																	
198th FG 10-16 62.5%																	
199th FG 10-16 62.5%																	
200th FG 10-16 62.5%																	
201st FG 10-16 62.5%																	
202nd FG 10-16 62.5%																	
203rd FG 10-16 62.5%																	
204th FG 10-16 62.5%																	
205th FG 10-16 62.5%																	
206th FG 10-16 62.5%																	
207th FG 10-16 62.5%																	
208th FG 10-16 62.5%																	
209th FG 10-16 62.5%																	
210th FG 10-16 62.5%																	
211st FG 10-16 62.5%																	
212nd FG 10-16 62.5%																	
213rd FG 10-16 62.5%																	
214th FG 10-16 62.5%																	
215th FG 10-16 62.5%																	
216th FG 10-16 62.5%																	
217th FG 10-16 62.5%																	
218th FG 10-16 62.5%																	
219th FG 10-16 62.5%																	
220th FG 10-16 62.5%																	
221st FG 10-16 62.5%																	
222nd FG 10-16 62.5%																	
223rd FG 10-16 62.5%																	
224th FG 10-16 62.5%																	
225th FG 10-16 62.5%																	
226th FG 10-16 62.5%																	
227th FG 10-16 62.5%																	
228th FG 10-16 62.5%																	
229th FG 10-16 62.5%																	
230th FG 10-16 62.5%																	
231st FG 10-16 62.5%																	
232nd FG 10-16 62.5%																	
233rd FG 10-16 62.5%																	
234th FG 10-16 62.5%																	
235th FG 10-16 62.5%																	
236th FG 10-16 62.5%																	
237th FG 10-16 62.5%																	
238th FG 10-16 62.5%																	
239th FG 10-16 62.5%																	
240th FG 10-16 62.5%																	
241st FG 10-16 62.5%																	
242nd FG 10-16 62.5%																	
243rd FG 10-16 62.5%																	
244th FG 10-16 62.5%																	
245th FG 10-16 62.5%																	
246th FG 10-16 62.5%																	
247th FG 10-16 62.5%																	
248th FG 10-16 62.5%																	
249th FG 10-16 62.5%																	
250th FG 10-16 62.5%																	
251st FG 10-16 62.5%																	
252nd FG 10-16 62.5%																	
253rd FG 10-16 62.5%																	
254th FG 10-16 62.5%																	
255th FG 10-16 62.5%																	
256th FG 10-16 62.5%																	
257th FG 10-16 62.5%																	
258th FG 10-16 62.5%																	
259th FG 10-16 62.5%																	
260th FG 10-16 62.5%																	
261st FG 10-16 62.5%																	
262nd FG 10-16 62.5%																	
263rd FG 10-16 62.5%																	
264th FG 10-16 62.5%																	
265th FG 10-16 62.5%																	
266th FG 10-16 62.5%																	
267th FG 10-16 62.5%																	
268th FG 10-16 62.5%																	
269th FG 10-16 62.5%																	
270th FG 10-16 62.5%																	
271st FG 10-16 62.5%																	
272nd FG 10-16 62.5%																	
273rd FG 10-16 62.5%																	
274th FG 10-16 62.5%																	
275th FG 10-16 62.5%																	
276th FG 10-16 62.5%																	
277th FG 10-16 62.5%																	
278th FG 10-16 62.5%																	
279th FG 10-16 62.5%																	
280th FG 10-16 62.5%																	
281st FG 10-16 62.5%																	
282nd FG 10-16 62.5%																	
283rd FG 10-16 62.5%																	
284th FG 10-16 62.5%																	
285th FG 10-16 62.5%																	
286th FG 10-16 62.5%																	
287th FG 10-16 62.5%																	
288th FG 10-16 62.5%																	
289th FG 10-16 62.5%																	
290th FG 10-16 62.5%																	
291st FG 10-16 62.5%																	
292nd FG 10-16 62.5%																	
293rd FG 10-16 62.5%																	
294th FG 10-16 62.5%																	
295th FG 10-16 62.5%																	
296th FG 10-16 62.5%																	
297th FG 10-16 62.5%																	
298th FG 10-16 62.5%																	
299th FG 10-16 62.5%																	
300th FG 10-16 62.5%																	
301st FG 10-16 62.5%																	
302nd FG 10-16 62.5%																	
303rd FG 10-16 62.5%																	
304th FG 10-16 62.5%																	
305th FG 10-16 62.5%																	
306th FG 10-16 62.5%																	
307th FG 10-16 62.5%																	
308th FG 10-16 62.5%																	
309th FG 10-16 62.5%																	
310th FG 10-16 62.5%																	
311st FG 10-16 62.5%																	
312nd FG 10-16 62.5%																	
313rd FG 10-16 62.5%																	
314th FG 10-16 62.5%																	
315th FG 10-16 62.5%																	
316th FG 10-16 62.5%																	
317th FG 10-16 62.5%																	
318th FG 10-16 62.5%																	
319th FG 10-16 62.5%																	
320th FG 10-16 62.5%																	
321st FG 10-16 62.5%																	
322nd FG 10-16 62.5%																	
323rd FG 10-16 62.5%																	
324th FG 10-16 62.5%																	
325th FG 10-16 62.5%																	
326th FG 10-16 62.5%																	
327th FG 10-16 62.5%																	
328th FG 10-16 62.5%																	
329th FG 10-16 62.5%																	
330th FG 10-16 62.5%																	
331st FG 10-16 62.5%																	
332nd FG 10-16 62.5%																	
333rd FG 10-16 62.5%																	
334th FG 10-16 62.5%																	
335th FG 10-16 62.5%																	
336th FG 10-16 62.5%																	
337th FG 10-16 62.5%																	
338th FG 10-16 62.5%																	
339th FG 10-16 62.5%																	
340th FG 10-16 62.5%																	
341st FG 10-16 62.5%																	
342nd FG 10-16 62.5%																	
343rd FG 10-16 62.5%																	
344th FG 10-16 62.5%																	
345th FG 10-16 62.5%																	
346th FG 10-16 62.5%																	
347th FG 10-16 62.5%																	
348th FG 10-16 62.5%																	
349th FG 10-16 62.5%																	
350th FG 10-16 62.5%																	
351st FG 10-16 62.5%																	
352nd FG 10-16 62.5%																	
353rd FG 10-16 62.5%																	
354th FG 10-16 62.5%																	
355th FG 10-16 62.5%																	
356th FG 10-16 62.5%																	
357th FG 10-16 62.5%																	
358th FG 10-16 62.5%																	
359th FG 10-16 62.5%																	
360th FG 10-16 62.5%																	
361st FG 10-16 62.																	

THE LAST TIME IN SOUTH CAROLINA BASKETBALL...

AN INDIVIDUAL ...

Scored 20 or more points:	South Carolina: Jamarii Thomas (22) & Collin Murray-Boyles (20), vs. East Carolina (Dec. 7, 2024), in Columbia, S.C. Opponent: Myles Rice (23), No. 16/16 Indiana (Nov. 16, 2024), in Bloomington, Ind.
Scored 30 or more points:	South Carolina: Collin Murray-Boyles (31) vs. Vanderbilt (Feb. 10, 2024) in Columbia, S.C. Opponent: Dalton Knecht (31), Tennessee (Jan. 30, 2024), in Knoxville, Tenn.
Scored 35 or more points:	South Carolina: Sindarius Thornwell (44) vs. Alabama (Feb. 7, 2017) in Columbia, S.C. Opponent: Emoni Bates (36), Eastern Michigan (Dec. 30, 2022), in Columbia, S.C.
Scored 40 or more points:	South Carolina: Sindarius Thornwell (44), vs. Alabama (Feb. 7, 2017) in Columbia, S.C. Opponent: Jermaine Couisnard (40), Oregon (Mar. 21, 2024) in Pittsburgh, Pa.
Collected 20 or more rebounds:	South Carolina: Sindarius Thornwell (21), vs. Alabama (Feb. 7, 2017) in Columbia, S.C. Opponent: Ekpe Udoh (20), Baylor (Jan. 2, 2010) in Columbia, S.C.
Collected 15 or more rebounds:	South Carolina: Collin Murray-Boyles (16), vs. SC State (Nov. 8, 2024), in Columbia, S.C. Opponent: Henry Coleman III (15), Texas A&M (Jan. 29, 2022) in College Station, Texas
Made 12 or more field goals:	South Carolina: Collin Murray-Boyles (14) vs. Vanderbilt (Feb. 10, 2024) in Columbia, S.C. Opponent: Jermaine Couisnard (14), Oregon (Mar. 21, 2024) in Pittsburgh, Pa.
Made 10 or more field goals:	South Carolina: Collin Murray-Boyles (10), vs. East Carolina (Dec. 7, 2024), in Columbia, S.C. Opponent: Allen Flanigan (11), Ole Miss (Feb. 6, 2024), in Columbia, S.C.
Attempted 20 or more field goals:	South Carolina: Gregory "GG" Jackson II (20), vs. Ole Miss (March 8, 2023), in Nashville, Tenn. Opponent: Jermaine Couisnard (22), Oregon (Mar. 21, 2024), in Pittsburgh, Pa.
Attempted 25 or more field goals:	South Carolina: Sindarius Thornwell (25), vs. Alabama (Feb. 7, 2017) in Columbia, S.C. Opponent: Brandon Miller (25), No. 2/2 Alabama (Feb. 22, 2023) in Columbia, S.C.
Dished 10 or more assists:	South Carolina: Jermaine Couisnard (10), vs. Miss. State (March 3, 2020) in Columbia, S.C. Opponent: Zakai Zeigler (11), No. 11/13 Tennessee (Feb. 25, 2023) in Knoxville, Tenn.
Swiped 5 or more steals:	South Carolina: Erik Stevenson (6), vs. Princeton (Nov. 12, 2021) in Asheville, N.C. Opponent: Dailyn Swain (5), #22/22 Xavier (Nov. 25, 2024), in Fort Myers, Fla.
Blocked 5 or more shots:	South Carolina: Maik Kotsar (6), vs. North Greenville (Dec. 31, 2018) in Columbia, S.C. Opponent: Oumar Ballo (6), No. 16/16 Indiana (Nov. 16, 2024), in Bloomington, Ind.
Made 5 or more 3-point field goals:	South Carolina: Jamarii Thomas (5), vs. East Carolina (Dec. 7, 2024), in Columbia, S.C. Opponent: Dalton Knecht (5), #4/4 Tennessee (Mar. 6, 2024), in Columbia, S.C.
Attempted 8 or more 3-point field goals:	South Carolina: Jamarii Thomas (8), vs. East Carolina (Dec. 7, 2024), in Columbia, S.C. Opponent: Ryan Conwell (8), #22/22 Xavier (Nov. 25, 2024), in Fort Myers, Fla.
Made 10 or more free throws:	South Carolina: Gregory "GG" Jackson II (11), at Miss. State (Feb. 28, 2023), in Starkville, Miss. Opponent: Josh Hubbard (10), Mississippi State (Mar. 9, 2024), in Starkville, Miss.
Attempted 15 or more free throws:	South Carolina: Chris Silva (16), vs. Georgia (March 9, 2019) in Columbia, S.C. Opponent: Nendah Tarke (15), Towson (Nov. 12, 2024), in Columbia, S.C.
Played all 40 minutes of regulation:	South Carolina: AJ Lawson, at LSU (Jan. 16, 2021) in Baton Rouge, La. Opponent: Khalif Battle, Arkansas (Mar. 14, 2024), in Nashville, Tenn.
A player hit a last-second shot (within 3 seconds) to win a game:	South Carolina: Zachary Davis (right-handed layup), at Texas A&M, (Feb. 28, 2024), in College Station, Texas Opponent: Brandon Miller (left-handed layup), No. 2/2 Alabama (Feb. 22, 2023) in Columbia, S.C.
A player had a double-double:	South Carolina: Collin Murray-Boyles (20 pts, 10 reb), vs. East Carolina (Dec. 7, 2024), in Columbia, S.C. Opponent: Johni Broome (18 pts, 10 reb), #12/12 Auburn (Mar. 15, 2024), in Nashville, Tenn.
Two or more players had a double-double:	South Carolina: Gregory "GG" Jackson II (20 pts, 10 reb) & Josh Gray (11 pts, 13 reb), at Florida (Jan. 25, 2023), in Gainesville, Fla. Opponent: Tolu Smith III (14 pts, 10 reb) & Cameron Matthews (18 pts, 11 reb), Mississippi State (March 9, 2024) in Starkville, Miss.
A player had a triple-double:	South Carolina: Sam Muldrow (16 points, 14 rebounds, 10 blocks) vs. Vanderbilt (Jan. 8, 2011) in Columbia, S.C. Opponent: Daniel Hackett (Southern California - 22 points, 10 rebounds, 10 assists) (Nov. 17, 2007) in Columbia, S.C.
*** Only second triple-double in South Carolina history (Chuck Eidson (25 points, 10 rebounds, 10 assists) vs. SC State (Nov. 29, 2002) in Columbia, S.C..	
Scored 30 or more points in back-to-back games:	South Carolina: Devan Downey, 30 vs. Kentucky (Jan. 26, 2010) in Columbia, S.C. 33 vs. Georgia (Jan. 30, 2010) in Columbia, S.C.
Scored 25 or more points in back-to-back games:	South Carolina: AJ Lawson, 25 vs. Florida A&M (Jan. 2, 2021) 30 vs. Texas A&M (Jan. 6, 2021)

A TEAM ...

Scored 100 or more points:	South Carolina: 105 vs. Army (Dec. 22, 2021) in Columbia, S.C. Opponent: 101, Auburn (Feb. 14, 2024) in Auburn, Ala.
Scored 50 points or less:	South Carolina: 47, at Alabama (Jan. 9, 2024), in Tuscaloosa, Ala. Opponent: 43, vs. Elon (Dec. 19, 2023), in Columbia, S.C..
Scored 50 points in a half:	South Carolina: 51 (2nd half), vs. No. 24/24 Florida (Mar. 2, 2024) in Columbia, S.C. Opponent: 53 (2nd half), Oregon (Mar. 21, 2024), in Pittsburgh, Pa.
Failed to score 25 points in a half:	South Carolina: 24 (1st half), vs. No. 4/4 Tennessee (Mar. 6, 2024), in Columbia, S.C. Opponent: 19 (1st half), Boston College (Dec. 3, 2024), in Chestnut Hill, Mass.

Collected 50 or more rebounds:	South Carolina: 51, vs. SC State (Nov. 8, 2024), in Columbia, S.C. Opponent: 51, Clemson (Dec. 18, 2021) in Clemson, S.C.
Shot 60% or better from the field:	South Carolina: 60.0% (39-65), vs. High Point (March 15, 2016) in Columbia, S.C. Opponent: 61.0% (36-59) No. 13/12 Auburn (Feb. 14, 2024) in Auburn, Ala.
Shot 50% or better from the field:	South Carolina: 54.0% (27-50), vs. East Carolina (Dec. 7, 2024), in Columbia, S.C. Opponent: 51.0% (26-51), No. 16/16 Indiana (Nov. 16, 2024), in Bloomington, Ind.
Shot less than 30% from the field:	South Carolina: 28.1% (16-57), vs. No. 12/12 Auburn (Mar. 15, 2024), in Nashville, Tenn. Opponent: 29.6% (16-54), Towson (Nov. 12, 2024), in Columbia, S.C.
Shot 50% or better from 3-point range (at least 10 attempts):	South Carolina: 52.2% (12-23), vs. East Carolina (Dec. 7, 2024), in Columbia, S.C. Opponent: 60.0% (12-20), No. 13/12 Auburn (Feb. 14, 2024), in Auburn, Ala.
Shot 20% or less from 3-point range (at least 10 attempts):	South Carolina: 20.0% (3-15), vs. Arkansas (Mar. 14, 2024), in Nashville, Tenn. Opponent: 12.5% (2-16), at Boston College (Dec. 3, 2024), in Chestnut Hill, Mass.
Dished 20 or more assists:	South Carolina: 20, at Mississippi State (Mar. 9, 2024), in Starkville, Miss. Opponent: 22, No. 13/12 Auburn (Feb. 14, 2024) in Auburn, Ala.
Made 35 or more shots:	South Carolina: 45, vs. Allen (Dec. 14, 2021) in Columbia, S.C. Opponent: 36, No. 13/12 Auburn (Feb. 14, 2024) in Auburn, Ala.
Attempted 80 or more shots:	South Carolina: 82, vs. No. 5/4 Kentucky, (Feb. 8, 2022) in Columbia, S.C. Opponent: 83, LSU (Feb. 10, 1996) in Columbia, S.C.
Attempted 70 or more shots:	South Carolina: 71, vs. VMI (Nov. 13, 2023), in Columbia, S.C. Opponent: 72, Army (Dec. 22, 2021) in Columbia, S.C.
Made 10 or more 3-pointers:	South Carolina: 12, vs. East Carolina (Dec. 7, 2024), in Columbia, S.C. Opponent: 12, Mercer (Nov. 21, 2024), in Columbia, S.C.
Did not make a 3-pointer:	South Carolina: vs. USC Upstate (Nov. 6, 2018) in Columbia Opponent: Mississippi State (Feb. 23, 2022) in Columbia, S.C.
Attempted 30 or more 3-pointers:	South Carolina: 30, vs. Elon (Dec. 19, 2023), in Columbia, S.C. Opponent: 37, Vanderbilt (Feb. 14, 2023) in Columbia, S.C.
Attempted 25 or more 3-pointers:	South Carolina: 27, vs. Mercer (Nov. 21, 2024), in Columbia, S.C. Opponent: 26, Mercer (Nov. 21, 2024), in Columbia, S.C.
Made 30 or more free throws:	South Carolina: 35, vs. Alabama (Feb. 7, 2017), in Columbia, S.C. Opponent: 34, Ole Miss (Feb. 13, 2021) in Columbia, S.C.
Attempted 40 or more free throws:	South Carolina: 50, vs. Alabama (Feb. 7, 2017) in Columbia, S.C. Opponent: 44, Ole Miss (Feb. 13, 2021) in Columbia, S.C.
Swiped 15 or more steals:	South Carolina: 15, at Georgia (Feb. 27, 2021) in Athens, Ga. Opponent: 15, Georgia (Jan. 28, 2023) in Athens, Ga.
Blocked 12 or more shots:	South Carolina: 12, vs. Coastal Carolina (Nov. 30, 2018) in Coulmbia, S.C. Opponent: 12, Florida (Feb. 3, 2021) in Gainesville, Fla.
Blocked 8 or more shots:	South Carolina: 8, vs. North Florida (Nov. 4, 2024), in Columbia, S.C. Opponent: 8, No. 12/12 Auburn (Mar. 15,, 2024), in Nashville, Tenn.
Won by 30 or more points:	South Carolina: 32, vs. Florida A&M (Jan. 3, 2023), in Columbia, S.C. Opponent: 31, No. 12/12 Auburn (Mar. 15, 2024) in Nashville, Tenn.
Won by 20 or more points:	South Carolina: 22, at Boston College (Dec. 3, 2024), in Chestnut Hill, Mass. Opponent: 21, Florida (Jan. 25, 2023), in Gainesville, Fla.
Played a single overtime game:	Win: 71-69, at Mississippi State (Mar. 9, 2024), in Starkville, Miss. Loss: 78-76, vs. No. 2/2 Alabama (Feb. 22, 2023) in Columbia, S.C.
Played a double overtime game:	Win: 87-85 vs. WKU (Nov. 27, 2010) in Bowling Green, Ky. Loss: 98-88 vs. Louisville (Feb. 20, 1988) in Columbia, S.C.
South Carolina played a No. 1 Team in the country:	Win: 68-62 vs. No. 1/1 Kentucky (Jan. 26, 2010) in Columbia, S.C. Loss: 85-73 loss to No. 1/1 Tennessee (Feb. 13, 2019) in Knoxville, Tenn.
South Carolina played a top-5 opponent:	Win: 63-59 at No. 5/5 Tennessee, (Jan. 30, 2024) in Knoxville, Tenn. Loss: 66-59 loss to No. 4/4 Tennessee (Mar. 6, 2023) in Columbia, S.C.
South Carolina played a top-10 opponent:	Win: 63-59 win at No. 5/5 Tennessee (Jan. 30, 2024) in Knoxville, Tenn. Loss: 85-42 loss vs. No. 8/9 Tennessee (Jan. 7, 2023), in Columbia, S.C.
South Carolina played a top-25 opponent:	Win: 82-76 win vs. No. 24/24 Florida (Mar. 2, 2024) in Columbia, S.C. Loss: 75-66 loss vs. No. 22/22 Xavier (Nov. 25, 2024), in Fort Myers, Fla..
South Carolina defeated a ranked opponent:	Home: 82-76 win vs. No. 24/24 Florida (Mar. 2, 2024) in Columbia, S.C. Away: 63-59 win at No.5/5 Tennessee (Jan. 30, 2024) in Knoxville, Tenn. Neutral: 77-70 vs. No. 20/17 Florida (March 26, 2017) in New York City SEC Home: 82-76 win vs. No. 24/24 Florida (Mar. 2, 2024) in Columbia, S.C. SEC Away: 63-59 win at No.5/5 Tennessee (Jan. 30, 2024) in Knoxville, Tenn.
South Carolina defeated a top-10 opponent	Home: 79-62 win vs. No. 6/6 Kentucky (Jan. 23, 2024) in Columbia, S.C. Away: 63-59 win at No. 5/5 Tennessee (Jan. 30, 2024) in Knoxville, Tenn. Neutral: 88-81 win vs. No. 7/7 Duke (March 19, 2017) in Greenville, S.C.
A South Carolina win opened the season:	Home: 82-53 win vs. USC Upstate (Nov. 6, 2023), in Columbia, S.C. Away: 73-52 win at Wofford (Nov. 10, 2017) in Spartanburg, S.C. Neutral: 74-61 win vs. Chaminade (Nov. 19, 2001) in Maui, Hawaii (Maui Invite)
South Carolina opened SEC play:	Home: 68-62 win vs. Miss. State (Jan. 6, 2024), in Columbia, S.C. Away: 84-79 OT loss at Vanderbilt (Jan. 3, 2023), in Nashville, Tenn.



Jordan Butler

So. • Forward • 7-0 • 240 • Mauldin, S.C. // Missouri

CAREER HIGHS

Single Game Highs

Statistic	Value
Points	10 at Ole Miss 02/17/24
Rebounds	5 at Texas A&M 01/23/24
Assists	2 vs Ole Miss 03/02/24
Steals	2 vs SIUE 11/13/23, at Vanderbilt 02/03/24
Blocks	3 vs Texas A&M 02/07/24
FG Made	4 at Ole Miss 02/17/24
FG Attempts	7 at Ole Miss 02/17/24
3FG Made	2 vs Virginia Tech 11/27/24
3FG Attempts	4 vs Illinois 12/22/23
FT Made	2 4 times
FT Attempts	4 vs Loyola Maryland 11/25/23, at Ole Miss 02/17/24

SUPERLATIVES

	'24-25	Career
Double-figure scoring	-	1
Double-figure rebounding	-	-
Double-double	-	-
2+ blocks	-	9
Team high scoring	-	-
Team high rebounding	-	-
Team high blocks	-	-

includes led, or shared team high ; * Carolina ONLY



INSTAGRAM: @jordanbutlerr0

2024-25 GAME-BY-GAME

Opponent	Date	GS	MIN	Total		3-Pointers		Free throws		Rebounds				PF	A	TO	BLK	STL	PTS	AVG
				FG-FGA	PCT	3FG-3FGA	PCT	FT-FTA	PCT	OFF	DEF	TOT	AVG							
North Florida	11/04/2024		02:57	1-2	.500	1-1	1.000	0-0	.000	0	0	0	0.0	0	0	0	0	0	3	3.0
South Carolina St.	11/08/2024		03:46	0-0	.000	0-0	.000	0-0	.000	1	1	2	1.0	0	0	1	1	0	0	1.5
Towson	11/12/2024		02:53	0-1	.000	0-1	.000	0-0	.000	0	0	0	0.7	2	0	0	0	0	0	1.0
at Indiana	11/16/2024		01:46	0-0	.000	0-0	.000	0-0	.000	0	0	0	0.5	0	0	0	0	0	0	0.8
vs Xavier	11/25/2024		05:31	1-2	.500	1-2	.500	0-0	.000	0	0	0	0.4	1	0	0	1	0	3	1.2
vs Virginia Tech	11/27/2024		08:35	2-2	1.000	2-2	1.000	0-0	.000	0	1	1	0.5	0	1	0	1	0	6	2.0
at Boston College	12/03/2024		06:45	1-2	.500	1-2	.500	0-0	.000	0	0	0	0.4	2	1	0	0	0	3	2.1
Totals		0	32:13	5-9	.556	5-8	.625	0-0	.000	1	2	3	0.4	5	2	1	3	0	15	2.1

Player Averages

Games Played	Minutes/game	Points/game	FG Pct	3FG Pct	FT Pct	Rebounds/game	Assists/game	Turnovers/game	Assist/Turnover ratio	Steals/game	Blocks/game
7	4.6	2.1	55.6	62.5	0.0	0.4	0.3	0.1	2.0	0.0	0.4

PLAYER BIO

2024-25

- Made his Gamecock debut vs. North Florida (Nov. 4), hitting a 3 late in the first half

PRE-SOUTH CAROLINA

- Spent his freshman season at Missouri in 2023-24
- Played in 31 games for the Tigers, making 14 starts
- Averaged 2.3 points and 2.0 rebounds in 11.4 minutes per game
- Had his best game of the season at Ole Miss (Feb. 17) with 10 points (4-of-7 FGs) and five rebounds
- Four-star prospect and a top-150 player that was ranked No. 2 in the state of South Carolina coming out of high school
- Played five seasons at Chris Church Episcopal School with his father, John, serving as his coach
- Helped lead the Cavaliers to a pair of state titles in 2021 and 2023
- As a senior, averaged 21.4 points, 9.8 rebounds, 3.4 blocks and 1.2 assists per game
- Was the 2023 Class A State Player of the Year and was selected to play in the Carolina Classic All-Star Game
- Two-time all-state and all-region selection, averaged 11.0 points and 7.0 rebounds per game in his five prep years

PERSONAL

- Son of John and Casie – has an older brother John Jr. and a younger brother Josh
- Born on June 20, 2005
- Mom played basketball at South Carolina from 1997-00 ; was a two-time member of the SEC Academic Honor Roll (1999, 2000) and was a member of the 1999 SEC Community Service Team ; she played in 60 games for the Gamecocks, averaging 4.6 points and 2.7 rebounds per contest
- Older brother, John Jr., played at Florida State and currently plays for the Capital City Go-Go, the Washington Wizards G-League affiliate
- List chicken alfredo as favorite food
- Two favorite movies are Black Panther and Lion King
- Favorite player to watch and learn from is Anthony Davis
- Advice to young people is to stay the course ; you're on God's timing, not yours
- Communications major

CAREER STATS

				Field Goals		3-Point		F-Throws		Rebounds				Scoring						
SEASON	TEAM	GP-GS	MIN/AVG	FG-FGA	FG%	3FG-3FGA	3FG%	FT-FTA	FT%	OFF	DEF	TOT	AVG	PF-FO	A	TO	BLK	STL	PTS	AVG
2023-24	MO	30-13	329/11.0	23-58	.397	4-25	.160	10-20	.500	19	38	57	1.9	67-4	4	12	25	9	60	2.0
2024-25	SC	7-0	32/4.6	5-9	.556	5-8	.625	0-0	.000	1	2	3	0.4	5-0	2	1	3	0	15	2.1
TOTAL FOR SC		7-0	32/4.6	5-9	.556	5-8	.625	0-0	.000	1	2	3	0.4	5-0	2	1	3	0	15	2.1
TOTAL		37-13	361/9.8	28-67	.418	9-33	.273	10-20	.500	20	40	60	1.6	72-4	6	13	28	9	75	2.0

Sr. • Guard • 6-2 • 185 • Fort Mill, S.C. // Legacy Early College (Greenville, S.C.)

CAREER HIGHS

Single Game Highs	
Statistic	Value
Points	20 vs South Carolina St. 11/08/24
Rebounds	6 vs Georgetown 12/05/21, vs Eastern Mich. 12/30/22
Assists	6 vs North Florida 11/04/24, vs Georgetown 12/05/21
Steals	2 9 times
Blocks	1 6 times
FG Made	7 vs Alabama 02/22/23, vs South Carolina St. 11/08/24
FG Attempts	12 vs USC Upstate 11/25/22, vs Florida 03/02/24
3FG Made	5 at LSU 02/18/23
3FG Attempts	8 at LSU 02/18/23, vs Florida 03/02/24
FT Made	5 vs Georgia 03/04/23
FT Attempts	8 vs Georgia 03/04/23

SUPERLATIVES

	'24-25	Career
Double-figure scoring	5	24
Double-figure assists	-	-
Double-double	-	-
5+ assists	2	4
2+ steals	-	9
Team high scoring	1	1
Team high assists	2	24
Team high steals	1	13

includes led, or shared team high



IG: @jacobi
X: @JacobiWright
TIKTOK: @_jacobiwright

2024-25 GAME-BY-GAME

Opponent	Date	GS	MIN	Total		3-Pointers		Free throws		Rebounds				PF		A		BLK		STL		PTS		AVG
				FG-FGA	PCT	3FG-3FGA	PCT	FT-FTA	PCT	OFF	DEF	TOT	AVG											
North Florida	11/04/2024	*	27:40	6-8	.750	0-1	.000	0-0	.000	0	2	2	2.0	1	6	2	0	0	0	12	12.0			
South Carolina St.	11/08/2024	*	26:42	7-10	.700	4-7	.571	2-2	1.000	0	2	2	2.0	1	3	3	1	0	20	16.0				
Towson	11/12/2024	*	29:09	5-11	.455	3-7	.429	3-4	.750	0	2	2	2.0	1	2	1	0	1	16	16.0				
at Indiana	11/16/2024	*	27:52	2-11	.182	0-3	.000	2-4	.500	0	0	0	1.5	0	2	0	0	0	6	13.5				
Mercer	11/21/2024	*	27:09	4-10	.400	2-6	.333	1-2	.500	2	1	3	1.8	0	5	4	1	1	11	13.0				
vs Xavier	11/25/2024	*	28:17	4-8	.500	0-2	.000	2-2	1.000	0	4	4	2.2	2	1	1	0	0	10	12.5				
vs Virginia Tech	11/27/2024	*	29:37	1-5	.200	1-4	.250	4-6	.667	0	3	3	2.3	3	2	1	0	0	7	11.7				
at Boston College	12/03/2024	*	25:52	2-3	.667	1-1	1.000	3-4	.750	0	1	1	2.1	2	3	2	0	1	8	11.3				
East Carolina	12/07/2024	*	28:12	2-9	.222	2-5	.400	0-0	.000	0	2	2	2.1	1	1	0	0	0	6	10.7				
Totals			8	250:30	33-75	.440	13-36	.361	17-24	.708	2	17	19	2.1	11	25	14	2	3	96	10.7			

Player Averages

Games Played	Minutes/game	Points/game	FG Pct	3FG Pct	FT Pct	Rebounds/game	Assists/game	Turnovers/game	Assist/Turnover ratio	Steals/game	Blocks/game
9	27.8	10.7	44.0	36.1	70.8	2.1	2.8	1.6	1.8	0.3	0.2

PLAYER BIO

AWARDS/HONORS

- SEC Academic Honor Roll – 2021-22, 2022-23, 2023-24
- SEC Community Service Team – 2022

2024-25

- Double figures in 5 games to start season
- Had career-high 20 points in first win of the season vs. SC State (Nov. 8) ; went 7-of-10 from the floor and 4-of-7 from 3 ; was his first time leading team in scoring in 4 seasons
- Matched his career-high with six assists in season-opener vs. UNF (Nov. 4)

CAREER HIGHLIGHTS

- Played in all 34 games in 23-24 with one start and was key reserve off the bench ; averaged 5.9 points, 1.9 assists and 1.8 rebounds in 22.9 minutes per game in helping the team to post a 26-8 record and return to the NCAA Tournament for the first time since 2017
- Team went 8-0 in games he scored in double figures in 23-24
- Scored a season-high 16 points in a comeback victory vs. No. 24/24 Florida (3/2/24) ; was 4-of-8 from 3
- Went 4-of-6 from 3 and had 14 pts off the bench in win vs. No. 6/6 Kentucky (1/23/24)
- Played a season-high 29 minutes and had 11 points in comeback, overtime victory at Missouri (1/13/24) ; hit the game-winning shot with 13 seconds left in OT with a fade-away jumper over 7-foot-5 Connor Vanover
- Became key contributor in sophomore campaign, playing in 32 games with 15 starts including the final nine games of the season
- Averaged 7.3 points, 2.1 rebounds and 1.8 assists per game ; scored in double figures nine times and dished out three or more assists on 10 occasions
- Had 13 points off the bench in overtime game at Georgia (1/28/23) ; was his first career SEC game in double figures
- Led the team to a comeback victory on the road at Ole Miss (2/11/23) with 17 points, five rebounds and four assists ; nailed a go-ahead corner 3 with 44 seconds remaining in the 64-61 victory
- Led the team to victory again on the road with a then career-high 18 points at LSU (2/18/23) ; made 5 3s (career-high)

PERSONAL

- Son of Chris and Mikisha Wright ; has a younger sister, Kiana
- His advice to young people is "believe in yourself, or nobody else will, everyone's journey is different."
- Began playing basketball at the age of five
- Lists Devin Booker as his favorite professional basketball player
- A sport and entertainment management major

CAREER STATS

				Field Goals		3-Point		F-Throws		Rebounds										Scoring	
SEASON	TEAM	GP-GS	MIN/AVG	FG-FGA	FG%	3FG-3FGA	3FG%	FT-FTA	FT%	OFF	DEF	TOT	AVG	PF-FO	A	TO	BLK	STL	PTS	AVG	
2021-22	SC	30-9	465/15.5	36-113	.319	11-43	.256	20-28	.714	7	40	47	1.6	36-0	55	38	1	15	103	3.4	
2022-23	SC	32-15	941/29.4	82-207	.396	28-80	.350	42-57	.737	14	53	67	2.1	56-0	57	31	1	17	234	7.3	
2023-24	SC	34-1	779/22.9	69-191	.361	29-90	.322	35-49	.714	15	46	61	1.8	46-0	64	21	2	15	202	5.9	
2024-25	SC	9-8	251/27.8	33-75	.440	13-36	.361	17-24	.708	2	17	19	2.1	11-0	25	14	2	3	96	10.7	
TOTAL		105-33	2434/23.2	220-586	.375	81-249	.325	114-158	.722	38	156	194	1.8	149-0	201	104	6	50	635	6.0	

2

Zachary Davis

Jr. • Guard • 6-7 • 200 • Orangeburg, S.C. // Denmark-Olar (Denmark, S.C.)

CAREER HIGHS


Single Game Highs

Statistic	Value
Points	18 vs Mercer 11/21/24
Rebounds	9 at Ole Miss 02/24/24
Assists	4 4 times
Steals	3 vs Alabama 02/22/23, vs Georgia 03/04/23, vs USC Upstate 11/06/23
Blocks	2 vs Tennessee 01/07/23
FG Made	8 at Texas A&M 02/28/24
FG Attempts	14 at Texas A&M 02/28/24
3FG Made	2 5 times
3FG Attempts	5 4 times
FT Made	6 vs Auburn 03/15/24, vs Florida 03/02/24, at Ole Miss 02/24/24
FT Attempts	8 at Ole Miss 02/24/24, vs Auburn 03/15/24

SUPERLATIVES

	'24-25	Career
Double-figure scoring	5	12
Double-figure rebounding	-	-
Double-double	-	-
5+ assists	-	-
2+ blocks	-	1
3+ steals	-	3
Team high scoring	-	1
Team high rebounding	-	3
Team high assists	2	7
Team high blocks	-	8
Team high steals	2	20

includes led, or shared team high ; * Carolina ONLY



IG: @therealzlo

X: @ZacharyDavis2_

TIKTOK: @itsnotzachary

2024-25 GAME-BY-GAME

Opponent	Date	GS	MIN	Total FG-FGA	PCT	3FG-3FGA	PCT	Free throws FT-FTA	PCT	Rebounds OFF DEF TOT AVG	PF	A	TO	BLK	STL	PTS	AVG
North Florida	11/04/2024	*	26:51	4-8	.500	1-5	.200	3-4	.750	1 5 6 6.0	4	4	2	0	1	12	12.0
South Carolina St.	11/08/2024		28:08	3-7	.429	0-3	.000	4-4	1.000	2 4 6 6.0	2	4	0	0	1	10	11.0
Towson	11/12/2024		18:31	1-4	.250	0-2	.000	0-1	.000	0 4 4 5.3	4	1	0	0	1	2	8.0
at Indiana	11/16/2024		12:12	3-4	.750	0-1	.000	2-2	1.000	0 2 2 4.5	2	1	0	0	0	8	8.0
Mercer	11/21/2024		27:23	7-12	.583	2-5	.400	2-4	.500	1 4 5 4.6	0	2	0	0	1	18	10.0
vs Xavier	11/25/2024		26:13	3-8	.375	0-1	.000	2-2	1.000	2 2 4 4.5	1	2	0	0	2	8	9.7
vs Virginia Tech	11/27/2024		27:11	4-8	.500	1-2	.500	3-4	.750	2 5 7 4.9	0	3	2	0	0	12	10.0
at Boston College	12/03/2024		26:37	2-2	1.000	1-1	1.000	3-6	.500	0 3 3 4.6	2	0	0	0	1	8	9.8
East Carolina	12/07/2024		28:07	3-5	.600	2-2	1.000	2-4	.500	1 2 3 4.4	2	2	3	0	0	10	9.8
Totals		1	221:13	30-58	.517	7-22	.318	21-31	.677	9 31 40 4.4	17	19	7	0	7	88	9.8

Player Averages

Games Played	Minutes/ game	Points/ game	FG Pct	3FG Pct	FT Pct	Rebounds/ game	Assists/ game	Turnovers/ game	Assist/Turnover ratio	Steals/ game	Blocks/ game
9	24.6	9.8	51.7	31.8	67.7	4.4	2.1	0.8	2.7	0.8	0.0

PLAYER BIO

AWARDS/HONORS

- SEC Academic Honor Roll – 2023-24
- SEC Community Service Team – 2023-24

2024-25

- Career-high 18 pts off bench in win over Mercer (Nov. 21)
- Came off the bench in win vs. SC State (Nov. 8) and filled up the stat sheet with 10 pts, 6 reb, 4 ast, 1 stl and 0 TOs

CAREER HIGHLIGHTS

- Became a key contributor and the team's best defender in second season in 23-24, playing in 33 games while starting the final 17 contests
- Averaged 5.9 points, 3.6 rebounds, 1.3 assists and 0.7 steals in 23.0 minutes per game in 23-24
- Scored in double figures a career-best six times, five of which came in SEC games ; team was 8-1 when he scored nine or more points in 23-24
- Shot 43.2 percent (70-of-162) from the floor in 23-24, the third-best percentage on the team of the seven players who played 20.0 minutes or more per game
- Put together impressive back-to-back performances on the road in wins at Ole Miss (2/24/24) and at Texas A&M (2/28/24) ; had 14 points and a career-high nine rebounds against the Rebels ; logged a career-high 16 points on 8-of-14 shooting against the Aggies
- Appeared in 30 games making a pair of starts in 22-23 ; averaged 2.2 points, 2.2 rebounds and 0.7 assists per game while shooting 38.2 percent (26-of-68) from the floor
- Started for the first time in a 68-53 win vs. USC Upstate (11/25/22) and finished the game with seven points, four rebounds and an assist
- Started for the first time in SEC play vs. Texas A&M (1/14/23) and had a season-high 13 points in 22 minutes ; went 4-of-6 from the field in what was his only game in double figures on the season

PERSONAL

- Son of Hercules and Karla Davis – has an older sister, Danielle
- Dad was his high school coach at Denmark-Olar
- Earned a spot on the A-B honor roll every year of high school
- Thinks he can beat coach Paris in HORSE but that it would be a 'good game'
- Shrimp alfredo is favorite meal and go-to spot for a meal is Zaxby's
- Mass communication major

CAREER STATS

SEASON	TEAM	GP-GS	MIN/AVG	Field Goals FG-FGA	FG%	3-Point 3FG-3FGA	3FG%	F-Throws FT-FTA	FT%	Rebounds OFF DEF TOT AVG	PF-FO	A	TO	BLK	STL	Scoring PTS	AVG
2022-23	SC	30-2	418/13.9	26-68	.382	6-35	.171	8-12	.667	16 51 67 2.2	33-0	22	18	5	21	66	2.2
2023-24	SC	33-17	757/23.0	70-162	.432	18-72	.250	36-54	.667	32 86 118 3.6	60-0	43	32	7	22	194	5.9
2024-25	SC	9-1	221/24.6	30-58	.517	7-22	.318	21-31	.677	9 31 40 4.4	17-0	19	7	0	7	88	9.8
TOTAL		72-20	1396/19.4	126-288	.438	31-129	.240	65-97	.670	57 168 225 3.1	110-0	84	57	12	50	348	4.8

5

Nick Pringle

Gr. • Forward • 6-10 • 220 • Seabrook, S.C. // Alabama

CAREER HIGHS

Single Game Highs

Statistic	Value
Points	19 vs Georgia 02/18/23, vs A&M-Corpus Christi 03/16/23
Rebounds	15 vs A&M-Corpus Christi 03/16/23
Assists	3 vs Arkansas 03/09/24, vs North Carolina 03/28/24, vs Clemson 03/30/24
Steals	3 vs Toccoa Falls 11/25/20, vs Florida 02/08/23
Blocks	3 vs Longwood 11/07/22, vs South Alabama 11/14/23, vs North Florida 11/04/24
FG Made	9 vs Georgia 02/18/23
FG Attempts	13 vs Florida 02/21/24
3FG Attempts	1 vs Carver 11/28/20, at Richmond 12/07/20
FT Made	8 vs Clemson 03/30/24
FT Attempts	13 vs Clemson 03/30/24

SUPERLATIVES

	'24-25	Career
Double-figure scoring	3	22
Double-figure rebounding	2	9
Double-double	1	7
3+ steals	-	2
2+ blocks	1	10
Team high scoring	-	-
Team high rebounding	4	4*
Team high assists	-	-
Team high blocks	3	3*

includes led, or shared team high ; * Carolina ONLY



IG: @inickpringle

X: @iNickPringle

2024-25 GAME-BY-GAME

Opponent	Date	GS	MIN	Total		3-Pointers		Free throws		Rebounds			PF	A	TO	BLK	STL	PTS	AVG		
				FG-FGA	PCT	3FG-3FGA	PCT	FT-FTA	PCT	OFF	DEF	TOT								AVG	
North Florida	11/04/2024	*	21:51	0-2	.000	0-0	.000	3-8	.375	1	8	9	9.0	0	1	0	3	3	3.0		
South Carolina St.	11/08/2024	*	23:15	3-7	.429	0-0	.000	2-5	.400	2	2	4	6.5	5	2	0	0	1	8	5.5	
Towson	11/12/2024	*	29:30	6-8	.750	0-0	.000	3-4	.750	2	7	9	7.3	1	2	2	1	1	15	8.7	
at Indiana	11/16/2024	*	32:44	4-5	.800	0-0	.000	5-7	.714	4	7	11	8.3	4	2	3	1	1	13	9.8	
Mercer	11/21/2024	*	24:25	1-3	.333	0-0	.000	4-6	.667	1	6	7	8.0	3	1	0	1	0	6	9.0	
vs Xavier	11/25/2024	*	18:43	4-7	.571	0-0	.000	1-1	1.000	0	3	3	7.2	4	0	0	0	0	9	9.0	
vs Virginia Tech	11/27/2024	*	16:28	1-2	.500	0-0	.000	0-0	.000	1	5	6	7.0	3	2	0	0	0	2	8.0	
at Boston College	12/03/2024	*	18:56	3-5	.600	0-0	.000	5-6	.833	1	3	4	6.6	2	1	1	0	0	11	8.4	
East Carolina	12/07/2024	*	25:54	2-3	.667	0-0	.000	4-4	1.000	3	7	10	7.0	2	1	1	0	0	8	8.3	
Totals			9	211:45	24-42	.571	0-0	.000	27-41	.659	15	48	63	7.0	24	12	7	6	3	75	8.3

Player Averages

Games Played	Minutes/game	Points/game	FG Pct	3FG Pct	FT Pct	Rebounds/game	Assists/game	Turnovers/game	Assist/Turnover ratio	Steals/game	Blocks/game
9	23.5	8.3	57.1	0.0	65.9	7.0	1.3	0.8	1.7	0.3	0.7

PLAYER BIO

2024-25

- First double-double at SC with 13 pts (4-of-5 FGs) and 11 reb at No. 16/16 Indiana
- First game in double figures at SC with 15 pts and 9 reb in blowout victory over Towson (Nov. 12)
- Finished with 8 pts and 4 reb in win vs. SC State (Nov. 8)
- Had team-high 9 reb in opener vs. North Florida (Nov. 4) ; also had 3 blks

CAREER HIGHLIGHTS

- In two seasons at Alabama (2022-24), averaged 5.2 points and 4.1 rebounds per contest in 68 games played
- Helped lead the team to its first Final Four in program history this past season playing in 34 games (16 starts) while averaging 6.8 points, 5.1 rebounds, 0.7 assists and 0.7 blocks per contest
- Had a trio of double-doubles, including 16 points and 11 rebounds in the team's Elite Eight win over Clemson
- Led the Crimson Tide with a 62.3 field goal percentage (86-of-138) and 40 dunks in 2023-24 ; had a season-high 17 points in a 109-92 win at LSU (2/10/24)
- Was a part of a Crimson Tide team that won the SEC Regular Season Championship and the SEC Tournament in 2022-23
- Played in 36 games and helped Alabama reach the Sweet 16 ; had the best game of his career in the round of 64 in the 2023 NCAA Tournament with 19 points and 15 rebounds in a 96-75 win over Texas A&M-Corpus Christi
- Spent a season at Dodge City Community College in Kansas in 2021-22 ; had seven double-doubles and 14 double-digit rebounding performances for the Conquistadors
- Was ranked the No. 1 JUCO power forward and the No. 2 overall JUCO prospect by 247Sports
- Began his collegiate career at Wofford in 2020-21, playing in 15 games for the Terriers

PERSONAL

- Son of Kwajalean ; born on Sept. 16, 2001
- Has two cousins that played football at Jackson State and another that played at Eskrine College ; another cousin, Dee Delaney, plays defensive back for the Buffalo Bills
- List Martin and The Fresh Prince of Bel Air as favorite TV shows
- Barcelona is his top vacation destination
- Favorite pro players to watch and learn from are Kevin Durant and Myles Turner
- Go-to meals are red rice, pasta and lowcountry boil
- Dream car is a AMG GLE 63

CAREER STATS

				Field Goals		3-Point		F-Throws		Rebounds				Scoring						
SEASON	TEAM	GP-GS	MIN/AVG	FG-FGA	FG%	3FG-3FGA	3FG%	FT-FTA	FT%	OFF	DEF	TOT	AVG	PF-FO	A	TO	BLK	STL	PTS	AVG
2020-21	WOF	15-0	92/6.2	13-22	.591	0-2	.000	4-11	.364	13	19	32	2.1	13-0	2	9	1	8	30	2.0
2022-23	UA	36-0	289/8.0	50-59	.847	0-0	.000	26-55	.473	37	74	111	3.1	59-0	7	17	15	8	126	3.5
2023-24	UA	34-16	626/18.4	86-138	.623	0-0	.000	60-108	.556	74	101	175	5.1	89-5	24	34	23	11	232	6.8
2024-25	SC	9-9	212/23.5	24-42	.571	0-0	.000	27-41	.659	15	48	63	7.0	24-1	12	7	6	3	75	8.3
TOTAL FOR SC		9-9	212/23.5	24-42	.571	0-0	.000	27-41	.659	15	48	63	7.0	24-1	12	7	6	3	75	8.3
TOTAL		94-25	1219/13.0	173-261	.663	0-2	.000	117-215	.544	139	242	381	4.1	185-6	45	67	45	30	463	4.9

CAREER HIGHS

Single Game Highs	
Statistic	Value
Points	31 at Illinois St. 12/09/23
Rebounds	7 vs Penn St-Wilkes Barre 11/06/23
Assists	9 vs William & Mary 11/28/23
Steals	5 vs FGCU 11/20/23
Blocks	1 11 times
FG Made	9 at Stony Brook 12/13/23
FG Attempts	19 at Morgan St. 02/26/24
3FG Made	5 at Stony Brook 12/13/23, vs East Carolina 12/07/24
3FG Attempts	8 at Delaware St. 03/02/24, vs East Carolina 12/07/24
FT Made	16 vs N.C. Central 02/19/24
FT Attempts	19 vs N.C. Central 02/19/24

SUPERLATIVES

	'24-25	Career
Double-figure scoring	5	47
Double-figure assists	-	-
Double-double	-	-
5+ assists	3	19
3+ steals	1	17
Team high scoring	2	2
Team high rebounding	1	1*
Team high assists	4	4*
Team high steals	4	4*

includes led, or shared team high ; * Carolina ONLY



IG: @thejamariithomas
X: @JamariiXThomas
TIKTOK: @thejamariithomas

2024-25 GAME-BY-GAME

Opponent	Date	GS	MIN	Total		3-Pointers		Free throws		Rebounds				PF	A	TO	BLK	STL	PTS	AVG
				FG-FGA	PCT	3FG-3FGA	PCT	FT-FTA	PCT	OFF	DEF	TOT	AVG							
North Florida	11/04/2024	*	33:18	4-8	.500	0-2	.000	4-4	1.000	0	4	4	4.0	3	2	3	0	2	12	12.0
South Carolina St.	11/08/2024	*	28:30	5-8	.625	0-1	.000	4-5	.800	0	2	2	3.0	3	3	2	1	2	14	13.0
Towson	11/12/2024	*	21:49	0-1	.000	0-1	.000	6-10	.600	1	3	4	3.3	3	5	5	0	2	6	10.7
at Indiana	11/16/2024	*	35:53	5-14	.357	1-5	.200	2-4	.500	1	2	3	3.3	4	4	2	0	1	13	11.3
Mercer	11/21/2024	*	28:08	5-10	.500	4-5	.800	5-8	.625	0	2	2	3.0	4	1	1	0	3	19	12.8
vs Xavier	11/25/2024	*	33:41	3-10	.300	1-3	.333	4-6	.667	0	6	6	3.5	3	2	2	0	0	11	12.5
vs Virginia Tech	11/27/2024	*	25:37	2-7	.286	2-6	.333	3-5	.600	0	1	1	3.1	3	0	1	0	0	9	12.0
at Boston College	12/03/2024	*	29:02	2-9	.222	1-4	.250	3-4	.750	0	3	3	3.1	4	5	1	0	0	8	11.5
East Carolina	12/07/2024	*	35:29	7-14	.500	5-8	.625	3-7	.429	0	0	0	2.8	0	7	3	0	0	22	12.7
Totals			9 271:27	33-81	.407	14-35	.400	34-53	.642	2	23	25	2.8	27	29	20	1	10	114	12.7

Player Averages

Games Played	Minutes/ game	Points/ game	FG Pct	3FG Pct	FT Pct	Rebounds/ game	Assists/ game	Turnovers/ game	Assist/Turnover ratio	Steals/ game	Blocks/ game
9	30.2	12.7	40.7	40.0	64.2	2.8	3.2	2.2	1.5	1.1	0.1

PLAYER BIO

AWARDS/HONORS

- 2024 MEAC Player of the Year & Newcomer of the Year
- 2024 First Team All-MEAC & All-Defensive Team
- 2024 Lou Henson National Player of the Year Finalist

2024-25

- Season-high 22 pts in win vs. ECU (Dec. 7) and tied career-high with 5 made 3s
- 19 pts and 3 stls in win over Mercer (Nov. 21)
- 14 points in first win of the season against SC State (Nov. 8)
- Started against UNF (Nov. 4) and had 12 points, 4 reb, 2 ast and 2 stls in his Gamecock debut

CAREER HIGHLIGHTS

- In three seasons prior to 24-25, played in 92 games (53 starts), averaging 9.2 points, 2.6 rebounds, 2.3 assists and 1.1 steals per game
- Averaged 16.9 points, 3.8 rebounds, 3.8 assists and 2.1 steals per game in one season at Norfolk State in 2023-24 ; had 10 games with 20+ points
- Had shooting splits of 40.4 percent from the floor, 38.0 percent from behind the arc and 80.9 percent at the charity stripe in 31.1 minutes per game for the Spartans
- Spent two seasons at UNC-Wilmington from 2021-23 where he played in 59 games ; as a sophomore in 2022-23, appeared in 34 games with 23 starts, averaging 7.1 points, 2.2 assists and 2.2 rebounds per game

PERSONAL

- Son of Tarique and Aja – has a younger brother, Jailen
- Born on June 26, 2002
- Chose South Carolina because of it's proximity to home and the opportunity to play in the best conference in the country
- Off the court, enjoys to bowl and going to amusement parks
- List alfredo pasta as favorite food and Stomp the Yard as favorite movie
- Favorite pro players to watch and learn from are Ja Morant and Jrue Holiday
- Advice to younger self is stay true to who you are and never let anybody take your confidence away
- Interdisciplinary studies major

CAREER STATS

SEASON	TEAM	GP-GS	MIN/AVG	Field Goals		3-Point		F-Throws		Rebounds				Scoring						
				FG-FGA	FG%	3FG-3FGA	3FG%	FT-FTA	FT%	OFF	DEF	TOT	AVG	PF-FO	A	TO	BLK	STL	PTS	AVG
2021-22	UNCW	26-0	178/6.9	15-46	.326	2-11	.182	18-24	.750	7	21	28	1.1	24-0	15	20	3	8	50	1.9
2022-23	UNCW	34-23	651/19.2	79-213	.371	21-62	.339	61-82	.744	15	60	75	2.2	64-0	75	59	4	22	240	7.1
2023-24	Norf	33-30	1025/31.0	155-384	.404	52-137	.380	195-241	.809	24	101	125	3.8	81-0	125	79	3	69	557	16.9
2024-25	SC	9-9	271/30.2	33-81	.407	14-35	.400	34-53	.642	2	23	25	2.8	27-0	29	20	1	10	114	12.7
TOTAL FOR SC		9-9	271/30.2	33-81	.407	14-35	.400	34-53	.642	2	23	25	2.8	27-0	29	20	1	10	114	12.7
TOTAL		102-62	2126/20.8	282-724	.390	89-245	.363	308-400	.770	48	205	253	2.5	196-0	244	178	11	109	961	9.4

CAREER HIGHS

Single Game Highs

Statistic	Value
Points	22 at Texas A&M 01/28/23
Rebounds	11 vs Southern Miss. 11/11/22
Assists	3 4 times
Steals	4 vs Winthrop 11/20/21
Blocks	3 vs South Carolina St. 11/08/24
FG Made	7 4 times
FG Attempts	15 at Texas A&M 01/28/23
3FG Made	7 at Texas A&M 01/28/23, at Temple 11/15/22
3FG Attempts	14 at Texas A&M 01/28/23
FT Made	8 vs Arkansas 01/14/23
FT Attempts	8 vs South Carolina 01/08/22, vs Arkansas 01/14/23, vs VMI 11/13/23

SUPERLATIVES

	'24-25	Career
Double-figure scoring	1	44
Double-figure rebounding	-	1
Double-figure assists	-	-
Double-double	-	1
5+ assists	-	-
3+ steals	-	2
Team high scoring	-	2*
Team high rebounding	3	3*
Team high assists	1	1*
Team high steals	2	6*

includes led, or shared team high ; * Carolina ONLY



IG: @mylesxstute

X: @mylesxstute

TIKTOK: @mylesxstute

2024-25 GAME-BY-GAME

Opponent	Date	GS	MIN	Total		3-Pointers		Free throws		Rebounds											
				FG-FGA	PCT	3FG-3FGA	PCT	FT-FTA	PCT	OFF	DEF	TOT	AVG	PF	A	TO	BLK	STL	PTS	AVG	
North Florida	11/04/2024	*	16:37	2-5	.400	2-4	.500	0-0	.000	0	0	0	0.0	0	0	0	0	0	6	6.0	
South Carolina St.	11/08/2024	*	18:05	1-8	.125	1-6	.167	0-0	.000	2	5	7	3.5	2	0	2	3	0	3	4.5	
Towson	11/12/2024	*	26:44	2-4	.500	1-3	.333	0-0	.000	1	2	3	3.3	2	2	0	0	0	5	4.7	
at Indiana	11/16/2024	*	31:33	4-14	.286	3-11	.273	0-0	.000	1	1	2	3.0	3	1	0	0	2	11	6.3	
Mercer	11/21/2024	*	21:02	1-3	.333	1-2	.500	0-0	.000	0	0	0	2.4	2	1	0	0	0	3	5.6	
vs Xavier	11/25/2024	*	26:02	3-5	.600	2-4	.500	0-0	.000	0	2	2	2.3	3	1	1	0	0	8	6.0	
vs Virginia Tech	11/27/2024	*	19:53	1-4	.250	1-4	.250	1-2	.500	1	0	1	2.1	1	1	1	0	0	4	5.7	
at Boston College	12/03/2024	*	23:45	2-6	.333	2-5	.400	2-2	1.000	1	4	5	2.5	2	1	0	1	0	8	6.0	
East Carolina	12/07/2024	*	18:38	0-3	.000	0-3	.000	0-0	.000	0	2	2	2.4	2	2	1	0	1	0	5.3	
Totals			9	202:19	16-52	.308	13-42	.310	3-4	.750	6	16	22	2.4	17	9	5	4	3	48	5.3

Player Averages

Games Played	Minutes/game	Points/game	FG Pct	3FG Pct	FT Pct	Rebounds/game	Assists/game	Turnovers/game	Assist/Turnover ratio	Steals/game	Blocks/game
9	22.5	5.3	30.8	31.0	75.0	2.4	1.0	0.6	1.8	0.3	0.4

PLAYER BIO

AWARDS/HONORS

• SEC Academic Honor Roll – 2022-23

2024-25

• Has started each of the first four games of the season

CAREER HIGHLIGHTS

- Saw action in 27 games, making 17 starts in first season in Garnet & Black in 23-24 ; helped the team tie a school record with 26 wins capped off by an appearance in the NCAA Tournament for the first time since 2017
- Averaged 8.3 points, 3.3 rebounds and 1.0 assists per game in 23-24 despite battling shoulder and knee injuries
- Had 13 double-figure games and team was 13-0 in those contests
- Led the Gamecocks with a 38.5% (45-of-117) clip from 3 in 23-24
- Played in 91 games in three seasons at Vanderbilt (2020-23), making 59 starts ; averaged 7.4 points and 3.7 rebounds per game in 22.6 minutes per contest
- In 22-23, averaged 8.4 points and 4.6 rebounds in 34 games (26 starts) ; his 74 made 3s were T-6th most in the league with Kentucky's Antonio Reeves
- Was 78-of-183 from deep as a junior in 2021-22, leading the SEC in 3-point field goal percentage
- He averaged 8.3 points and 3.7 rebounds and tied the single-season school record for games played at 36 ; was one of just two players on the team to play in all 36 contests

PERSONAL

- Son of Natalie and Will Stute ; has an older brother, Kai, and two younger brothers: Malik and Malcom
- Mother was a bowler at Florida A&M and grandfather, Melvin Henderson, played football at Minnesota
- Born in Minneapolis, Minn.
- Has close bond with former Gamecock point guard and fellow D.C. native, Tre' Kelley (2003-07)
- Go-to food spot is Chipotle and always orders a bowl
- Played bass cello growing up and first job was a custodian at the neighborhood barbershop when he was 11-years-old.

CAREER STATS

				Field Goals		3-Point		F-Throws		Rebounds										Scoring	
SEASON	TEAM	GP-GS	MIN/AVG	FG-FGA	FG%	3FG-3FGA	3FG%	FT-FTA	FT%	OFF	DEF	TOT	AVG	PF-FO	A	TO	BLK	STL	PTS	AVG	
2020-21	VU	21-3	315/15.0	22-76	.289	18-63	.286	19-25	.760	12	37	49	2.3	25-0	11	17	2	6	81	3.9	
2021-22	VU	36-30	865/24.0	99-221	.448	79-183	.432	29-42	.690	27	105	132	3.7	85-1	13	25	10	24	306	8.5	
2022-23	VU	34-26	874/25.7	93-268	.347	74-205	.361	24-36	.667	29	127	156	4.6	79-1	19	45	4	19	284	8.4	
2023-24	SC	27-17	633/23.5	77-188	.410	45-117	.385	26-38	.684	28	60	88	3.3	49-0	27	33	5	17	225	8.3	
2024-25	SC	9-9	202/22.5	16-52	.308	13-42	.310	3-4	.750	6	16	22	2.4	17-0	9	5	4	3	48	5.3	
TOTAL FOR SC		36-26	836/23.2	93-240	.388	58-159	.365	29-42	.690	34	76	110	3.1	66-0	36	38	9	20	273	7.6	
TOTAL		127-85	2890/22.8	307-805	.381	229-610	.375	101-145	.697	102	345	447	3.5	255-2	79	125	25	69	944	7.4	

CAREER HIGHS

Single Game Highs

Statistic	Value
Points	18 at Indiana 11/16/24
Rebounds	4 at Tennessee 01/30/24
Assists	5 vs Charleston So. 12/16/23
Steals	2 vs VMI 11/13/23; at Auburn 02/14/24
Blocks	1 vs Virginia Tech 11/10/23, vs DePaul 11/17/23, at Alabama 01/09/24
FG Made	5 at Indiana 11/16/24
FG Attempts	9 vs VMI 11/13/23
3FG Made	4 at Indiana 11/16/24, vs Virginia Tech 11/27/24
3FG Attempts	7 vs Virginia Tech 11/27/24
FT Made	4 at Indiana 11/16/24
FT Attempts	6 at Indiana 11/16/24

SUPERLATIVES

	'24-25	Career
Double-figure scoring	1	3
Double-figure assists	-	-
5+ assists	-	1
2+ steals	-	-
2+ blocks	-	-
Team high scoring	1	1
Team high assists	-	2
Team high blocks	-	3
Team high steals	-	2

includes led, or shared team high



IG: @morrisugusuk
X: @morris_ugusuk
TIKTOK: @morrisugusuk23

2024-25 GAME-BY-GAME

Opponent	Date	GS	MIN	Total		3-Pointers		Free throws		Rebounds				PF	A	TO	BLK	STL	PTS	AVG
				FG-FGA	PCT	3FG-3FGA	PCT	FT-FTA	PCT	OFF	DEF	TOT	AVG							
North Florida	11/04/2024		06:37	0-0	.000	0-0	.000	0-0	.000	0	0	0	0.0	0	0	0	0	0	0	0.0
South Carolina St.	11/08/2024		11:27	2-3	.667	2-3	.667	0-0	.000	0	0	0	0.0	0	0	0	0	0	6	3.0
Towson	11/12/2024		22:26	1-3	.333	1-3	.333	0-0	.000	0	1	1	0.3	4	3	2	0	1	3	3.0
at Indiana	11/16/2024		28:07	5-8	.625	4-6	.667	4-6	.667	1	2	3	1.0	2	1	2	0	0	18	6.8
Mercer	11/21/2024		19:01	1-5	.200	0-3	.000	2-2	1.000	0	0	0	0.8	2	0	2	0	1	4	6.2
vs Xavier	11/25/2024		12:38	0-3	.000	0-3	.000	0-0	.000	0	2	2	1.0	0	0	3	0	0	0	5.2
vs Virginia Tech	11/27/2024		24:54	4-7	.571	4-7	.571	0-0	.000	1	2	3	1.3	0	1	0	0	1	12	6.1
at Boston College	12/03/2024		21:01	3-4	.750	3-3	1.000	0-0	.000	0	1	1	1.3	1	1	0	0	0	9	6.5
East Carolina	12/07/2024		20:03	3-4	.750	3-4	.750	0-0	.000	0	0	0	1.1	1	2	0	0	0	9	6.8
Totals		0	166:14	19-37	.514	17-32	.531	6-8	.750	2	8	10	1.1	10	8	9	0	3	61	6.8

Player Averages

Games Played	Minutes/game	Points/game	FG Pct	3FG Pct	FT Pct	Rebounds/game	Assists/game	Turnovers/game	Assist/Turnover ratio	Steals/game	Blocks/game
9	18.5	6.8	51.4	53.1	75.0	1.1	0.9	1.0	0.9	0.3	0.0

PLAYER BIO

2024-25

- Has hit 3 or more 3s in 3-straight games
- Team's best 3-point shooter so far this season at 53.1%, making 17-of-32 shots from behind the arc in 8 games
- Matched career-high with four 3s in team's win over VT (Nov. 27) in the Ft. Myers Tip-Off
- Had his best game to date in Garnet & Black w/ career-high 18 pts, sinking a career-high four 3s at No. 16/16 Indiana (Nov. 16)
- Hit a pair of 3s in first win of the season vs. SC State (Nov. 8)

CAREER HIGHLIGHTS

- Saw action in 30 games his initial season in Garnet & Black in 23-24, averaging 2.2 points per contest in 10.2 minutes per game
- Team was 12-2 in games where he scored
- Made his Gamecock debut in the season-opening victory over USC Upstate (11/6/23) and had five points, three assists and a rebound
- Dished out a season-high five assists to go alongside zero turnovers in 24 minutes of action in a victory over Charleston Southern (12/16/23)
- Had his first career game in double figures with 11 points in a blowout victory in the non-conference finale against Florida A&M (12/30/23); went 3-of-5 from distance
- Came off the bench and scored 10 vital points in just 11 minutes of action in a win vs. Missouri (1/27/24); was 3-for-3 from the floor, knocking down a pair of shots from behind the arc

PRE-SOUTH CAROLINA

- Averaged 17.2 points, 5.3 assists, 4.3 rebounds and 2.2 steals per game in final season playing for Drive Basketball Academy (Finland)
- Represented his home country at the 2022 FIBA U18 European Championship
- Averaged 9.1 points, 3.1 rebounds, 2.9 assists and 1.7 steals per game in the tournament; was efficient as he played just 19.7 minutes per game in seven appearances helping Finland to a third-place finish
- Teammates at DRIVE Academy with Gamecock signee Okku Federiko

PERSONAL

- Son of Michael Ugusuk and Sunday Lado
- Has two older sisters, Sara and Maklin, and a younger sister Gloria
- List mac and cheese as his favorite food
- Favorite pro players to watch/learn from are Kyrie Irving, Shai Gilgeous-Alexander and LeBron James
- Greece is favorite vacation spot
- Chose South Carolina because it felt like HOME
- Mass communications major

CAREER STATS

SEASON	TEAM	GP-GS	MIN/AVG	Field Goals		3-Point		F-Throws		Rebounds				Scoring						
				FG-FGA	FG%	3FG-3FGA	3FG%	FT-FTA	FT%	OFF	DEF	TOT	AVG	PF-FO	A	TO	BLK	STL	PTS	AVG
2023-24	SC	30-0	307/10.2	23-68	.338	14-48	.292	7-9	.778	6	14	20	0.7	10-0	16	15	3	5	67	2.2
2024-25	SC	9-0	166/18.5	19-37	.514	17-32	.531	6-8	.750	2	8	10	1.1	10-0	8	9	0	3	61	6.8
TOTAL		39-0	473/12.1	42-105	.400	31-80	.388	13-17	.765	8	22	30	0.8	20-0	24	24	3	8	128	3.3

CAREER HIGHS

Statistic	Value
Points	3 vs Towson 11/12/24
Rebounds	1 vs North Florida 11/04/24, at Boston College 12/03/24
Steals	1 vs Towson 11/12/24
FG Made	1 vs Towson 11/12/24
FG Attempts	2 vs Towson 11/12/24
3FG Made	1 vs Towson 11/12/24
3FG Attempts	1 vs North Florida 11/04/24, vs Towson 11/12/24, at Boston College 12/03/24

SUPERLATIVES

'24-25

- Double-figure scoring -
- Double-figure rebounds -
- 5+ assists -
- 2+ steals -
- 2+ blocks -
- Team high scoring -
- Team high rebounds -
- Team high steals -
- Team high blocks -

includes led, or shared team high



IG: @ardeezy

X: @ard3n12

TIKTOK: @ardeezy_

2024-25 GAME-BY-GAME

Opponent	Date	GS	MIN	Total		3-Pointers		Free throws		Rebounds				PF	A	TO	BLK	STL	PTS	AVG
				FG-FGA	PCT	3FG-3FGA	PCT	FT-FTA	PCT	OFF	DEF	TOT	AVG							
North Florida	11/04/2024		08:06	0-1	.000	0-1	.000	0-0	.000	0	1	1	1.0	1	0	0	0	0	0	0.0
Towson	11/12/2024		03:38	1-2	.500	1-1	1.000	0-0	.000	0	0	0	0.5	0	0	0	0	1	3	1.5
at Boston College	12/03/2024		01:30	0-1	.000	0-1	.000	0-0	.000	0	1	1	0.7	0	0	0	0	0	0	1.0
Totals		0	13:14	1-4	.250	1-3	.333	0-0	.000	0	2	2	0.7	1	0	0	0	1	3	1.0

Player Averages

Games Played	Minutes/ game	Points/ game	FG Pct	3FG Pct	FT Pct	Rebounds/ game	Assists/ game	Turnovers/ game	Assist/Turnover ratio	Steals/ game	Blocks/ game
3	4.4	1.0	25.0	33.3	0.0	0.7	0.0	0.0	0.0	0.3	0.0

PLAYER BIO

2024-25

- Made Gamecock debut in season opener vs. UNF (Nov. 4)
- Redshirted initial collegiate season in 23-24

PRE-SOUTH CAROLINA

- Three-star recruit and the consensus No. 3 player in the state of South Carolina in the class of 2023 ; ranked in the top-300 nationally and No. 47 at his position by 247Sports and No. 58 by On3
- Played at 4A Westwood High School in Blythewood where he scored over 1,000 points for his career
- All-region and all-state selection as a senior for the Red-hawks after averaging 21.4 points, 5.5 rebounds and 2.2 assists per game
- Was a McDonald's All-American nominee and helped South Carolina to a 118-99 win in the Carolinas Classic All-Star Game with 10 points
- As a junior at Westwood, averaged 18.5 points, 5.8 rebounds and 1.5 assists per contest

PERSONAL

- Son of Tomeshia and Alphonso Conyers – has a younger sister, Emery
- Sport and entertainment management major
- Born on Dec. 17, 2004
- List cheese pizza as favorite food and Love and Basketball as favorite movie
- Dream car is a Mercedes-Benz G-Class
- Favorite basketball player to watch and learn from is Kobe Bryant
- Piece of advice for young people is to always believe in yourself

CAREER STATS

				Field Goals		3-Point		F-Throws		Rebounds				Scoring						
SEASON	TEAM	GP-GS	MIN/AVG	FG-FGA	FG%	3FG-3FGA	3FG%	FT-FTA	FT%	OFF	DEF	TOT	AVG	PF-FO	A	TO	BLK	STL	PTS	AVG
2024-25	SC	3-0	13/4.4	1-4	.250	1-3	.333	0-0	.000	0	2	2	0.7	1-0	0	0	0	1	3	1.0
TOTAL		3-0	13/4.4	1-4	.250	1-3	.333	0-0	.000	0	2	2	0.7	1-0	0	0	0	1	3	1.0

23 Cam Scott

Fr. • Guard • 6-6 • 170 • Lexington, S.C. // Lexington High School

CAREER HIGHS

Single Game Highs

Statistic	Value
Points	6 vs North Florida 11/04/24, vs South Carolina St. 11/08/24
Rebounds	4 vs North Florida 11/04/24
Assists	2 vs East Carolina 12/07/24, vs Towson 11/12/24, at Boston College 12/03/24
FG Made	2 vs North Florida 11/04/24, vs South Carolina St. 11/08/24, vs Mercer 11/21/24
FG Attempts	12 vs South Carolina St. 11/08/24
3FG Made	1 vs North Florida 11/04/24, vs South Carolina St. 11/08/24, vs Mercer 11/21/24
3FG Attempts	7 vs South Carolina St. 11/08/24
FT Made	2 vs Xavier 11/25/24
FT Attempts	3 vs North Florida 11/04/24

SUPERLATIVES

'24-25

Double-figure scoring	-
Double-figure rebounding	-
Double-figure assists	-
Double-double	-
5+ assists	-
3+ steals	-
Team high scoring	-
Team high rebounding	-
Team high assists	-
Team high steals	-

includes led, or shared team high



IG: @thecamscott23

X: @thecamscott23

TIKTOK: @thecamscott23

2024-25 GAME-BY-GAME

Opponent	Date	GS	MIN	Total		3-Pointers		Free throws		Rebounds				PF	A	TO	BLK	STL	PTS	AVG
				FG-FGA	PCT	3FG-3FGA	PCT	FT-FTA	PCT	OFF	DEF	TOT	AVG							
North Florida	11/04/2024		20:47	2-4	.500	1-2	.500	1-3	.333	3	1	4	4.0	1	1	0	0	0	6	6.0
South Carolina St.	11/08/2024		18:22	2-12	.167	1-7	.143	1-2	.500	0	3	3	3.5	2	1	0	0	0	6	6.0
Towson	11/12/2024		10:35	0-3	.000	0-3	.000	0-0	.000	1	1	2	3.0	2	2	1	0	0	0	4.0
at Indiana	11/16/2024		06:14	0-2	.000	0-2	.000	0-0	.000	0	2	2	2.8	1	0	1	0	0	0	3.0
Mercer	11/21/2024		12:51	2-5	.400	1-4	.250	0-0	.000	0	1	1	2.4	0	0	0	0	0	5	3.4
vs Xavier	11/25/2024		18:08	1-4	.250	0-2	.000	2-2	1.000	0	1	1	2.2	0	0	1	0	0	4	3.5
vs Virginia Tech	11/27/2024		14:53	1-5	.200	0-4	.000	0-0	.000	0	2	2	2.1	0	1	0	0	0	2	3.3
at Boston College	12/03/2024		11:34	0-2	.000	0-0	.000	0-0	.000	0	0	0	1.9	0	2	0	0	0	0	2.9
East Carolina	12/07/2024		09:46	0-2	.000	0-1	.000	0-0	.000	0	0	0	1.7	2	2	0	0	0	0	2.6
Totals		0	123:10	8-39	.205	3-25	.120	4-7	.571	4	11	15	1.7	8	9	4	0	0	23	2.6

Player Averages

Games Played	Minutes/ game	Points/ game	FG Pct	3FG Pct	FT Pct	Rebounds/ game	Assists/ game	Turnovers/ game	Assist/Turnover ratio	Steals/ game	Blocks/ game
9	13.7	2.6	20.5	12.0	57.1	1.7	1.0	0.4	2.3	0.0	0.0

PLAYER BIO

2024-25

- Had 5 pts off the bench in 13 min in win over Mercer (Nov. 21)
- 6 pts in each of the first two games of the season

PRE-SOUTH CAROLINA

- Consensus four-star and the top player in the state by 247Sports and On3 ; ranked No. 47 overall player by 247Sports (No. 6 shooting guard) and No. 36 overall by On3 (No. 8 shooting guard)
- Two-time South Carolina Gatorade Player of the Year and concluded his prep days as the school record-holder for career points (2,475) at Lexington High School, leading the Wildcats to a 28-2 record as a senior and the 5A state title
- Averaged 22.0 points, 6.4 rebounds, 3.3 steals and 2.5 assists per game in senior season
- 2024 South Carolina 5A Player of the Year and finished his high school career the only four-time all-state selection in program history at Lexington
- Scored 43 points, a school record, in a 95-53 win over White Knoll in senior season
- Started playing varsity in the eighth grade, averaging 15.6 points and 6.0 rebounds per contest for Lexington
- Played in the Iverson Classic All-American game
- Joins Collin Murray-Boyles, Gregory "GG" Jackson II, PJ Dozier and Sindarius Thornwell as four-star South Carolina natives to stay home and play for the Gamecocks

PERSONAL

- Son of Armet and Alisha – has a younger brother, Trey ; born on Sept. 24, 2005
- Enjoys going to his younger brother's sporting events in his free time
- List mac and cheese as favorite food
- Favorite movie is Shrek and SpongeBob SquarePants is favorite TV show
- Favorite player to watch and learn from is Dwayne Wade
- List the beach as his top vacation destination
- Broadcast journalism major

CAREER STATS

				Field Goals		3-Point		F-Throws		Rebounds									Scoring	
SEASON	TEAM	GP-GS	MIN/AVG	FG-FGA	FG%	3FG-3FGA	3FG%	FT-FTA	FT%	OFF	DEF	TOT	AVG	PF-FO	A	TO	BLK	STL	PTS	AVG
2024-25	SC	9-0	123/13.7	8-39	.205	3-25	.120	4-7	.571	4	11	15	1.7	8-0	9	4	0	0	23	2.6
TOTAL		9-0	123/13.7	8-39	.205	3-25	.120	4-7	.571	4	11	15	1.7	8-0	9	4	0	0	23	2.6

So. • Forward • 6-8 • 245 • Columbia, S.C. // Wasatch Academy (Mt. Pleasant, Utah)

CAREER HIGHS

Single Game Highs

Statistic	Value
Points	31
Rebounds	16
Assists	6
Steals	4
Blocks	4
FG Made	14
FG Attempts	17
3FG Made	2
3FG Attempts	3
FT Made	9
FT Attempts	10

SUPERLATIVES

	'24-25	Career
Double-figure scoring	8	21
Double-figure rebounding	3	6
Double-double	3	5
5+ assists	-	2
2+ blocks	2	9
2+ steals	2	6
Team high scoring	4	9
Team high rebounding	7	18
Team high assists	2	5
Team high blocks	3	13
Team high steals	3	15



IG: @30murrayjr

X: @boyles_murray

includes led, or shared team high

2024-25 GAME-BY-GAME

Opponent	Date	GS	MIN	Total		3-Pointers		Free throws		Rebounds				PF	A	TO	BLK	STL	PTS	AVG	
				FG-FGA	PCT	3FG-3FGA	PCT	FT-FTA	PCT	OFF	DEF	TOT	AVG								
North Florida	11/04/2024	*	31:07	6-15	.400	0-0	.000	3-6	.500	2	5	7	7.0	3	1	2	4	2	15	15.0	
South Carolina St.	11/08/2024	*	35:15	7-8	.875	0-0	.000	5-7	.714	5	11	16	11.5	3	4	4	0	1	19	17.0	
Towson	11/12/2024	*	26:32	9-12	.750	0-0	.000	9-10	.900	3	6	9	10.7	2	1	3	0	1	27	20.3	
at Indiana	11/16/2024	*	19:13	1-4	.250	0-1	.000	0-0	.000	2	4	6	9.5	5	1	4	0	0	2	15.8	
Mercer	11/21/2024	*	30:42	6-7	.857	2-2	1.000	2-3	.667	2	7	9	9.4	0	2	2	0	2	16	15.8	
vs Xavier	11/25/2024	*	28:49	4-5	.800	0-0	.000	5-7	.714	1	5	6	8.8	5	2	3	3	2	13	15.3	
vs Virginia Tech	11/27/2024	*	32:52	7-12	.583	0-3	.000	2-4	.500	3	5	8	8.7	2	2	4	2	3	16	15.4	
at Boston College	12/03/2024	*	28:04	7-14	.500	1-2	.500	1-3	.333	1	13	14	9.4	1	2	5	0	1	16	15.5	
East Carolina	12/07/2024	*	33:51	10-10	1.000	0-0	.000	0-2	.000	1	9	10	9.4	2	2	0	1	0	20	16.0	
Totals			9	266:24	57-87	.655	3-8	.375	27-42	.643	20	65	85	9.4	23	17	27	10	12	144	16.0

Player Averages

Games Played	Minutes/game	Points/game	FG Pct	3FG Pct	FT Pct	Rebounds/game	Assists/game	Turnovers/game	Assist/Turnover ratio	Steals/game	Blocks/game
9	29.6	16.0	65.5	37.5	64.3	9.4	1.9	3.0	0.6	1.3	1.1

PLAYER BIO

AWARDS/HONORS

- 2024 SEC All-Freshman Team
- SEC Freshman of the Week (2/12/24)

2024-25

- 20 pts and 10 reb in win vs. ECU (Dec. 7) ; went 10-for-10 from the floor, becoming 3rd player in program history to make 10 or more shots w/o a miss in a game
- Season-high 27 pts (9-for-12 FGs) in rout of Towson (Nov. 12)
- Had double-double with 19 pts and career-high 16 reb in first win of season vs. SC State (Nov. 8)

CAREER HIGHLIGHTS

- Rounded into form in SEC play last season after missing time to start the year with mononucleosis ; helped get the team back to the NCAA Tournament for the first time since 2017 after tying a program record with 26 wins
- Saw action in 28 games in 23-24, starting the final 19 for the Gamecocks ; averaged 10.4 points, 5.7 rebounds (led team), 1.8 assists, 1.0 blocks and 1.0 steals per game en route to earning SEC All-Freshman honors
- Shot 59.7 percent (117-196) from the floor in 23-24 to lead the team and also had a team-high 21 dunks ; his field goal percentage was the fourth-best for a single-season in school history (min. 50 made FGs)
- Had breakout game with 31 points on 14-of-17 (82.4 percent) shooting in a double-digit win vs. Vanderbilt (Feb. 10) ; became the first SEC freshman since Bobby Portis of Arkansas in 2014 to record 30 or more points with 13 or more made field goals while shooting above 80 percent ; also became the third Gamecock freshman to record a 30-point game since Carolina joined the SEC in 1991-92 (Gregory "GG" Jackson II in 2023 and Bruce Ellington in 2010 the others) ; also became just the third Gamecock the last 25 seasons to record 30 points on 80 percent or better shooting in an SEC game
- Finished with 19 points, eight rebounds, six assists and four steals in an overtime win at Mississippi State (3/9/24) ; was 9-of-10 (90.0 percent) from the floor
- Led team to its first win in the SEC Tournament since 2018 in round two vs. Arkansas (3/14/24) with 24 points, seven rebounds, four steals and two assists ; was 11-of-15 (73.3 percent) from the floor ; his 11 made field goals were a new school record in SEC Tournament play

PERSONAL

- Son of Yvonne and Sean – has two older brothers: Armani and James
- James was standout at UNC Pembroke (2015-19), scoring 1,369 career points ; he currently plays professionally overseas
- Mass communications major

CAREER STATS

SEASON	TEAM	GP-GS	MIN/AVG	Field Goals		3-Point		F-Throws		Rebounds				Scoring						
				FG-FGA	FG%	3FG-3FGA	3FG%	FT-FTA	FT%	OFF	DEF	TOT	AVG	PF-FO	A	TO	BLK	STL	PTS	AVG
2023-24	SC	28-19	637/22.7	117-196	.597	0-5	.000	58-87	.667	66	93	159	5.7	66-1	49	34	28	29	292	10.4
2024-25	SC	9-9	266/29.6	57-87	.655	3-8	.375	27-42	.643	20	65	85	9.4	23-2	17	27	10	12	144	16.0
TOTAL		37-28	903/24.4	174-283	.615	3-13	.231	85-129	.659	86	158	244	6.6	89-3	66	61	38	41	436	11.8

31

BENJAMIN BOSMANS-VERDONK

BOSE-mans ver-DONK

Gr. • Forward • 6-9 • 240 • Lommel, Belgium // Illinois

CAREER HIGHS

Single Game Highs

Statistic	Value
Points	10 vs Florida A&M 12/30/23
Rebounds	10 vs Jackson St. 11/09/21, vs Arkansas St. 11/12/21
Assists	6 vs UTRGV 11/26/21
Steals	2 vs Purdue 01/17/22, vs USC Upstate 11/25/22, vs Hampton 11/23/19
Blocks	2 vs The Citadel 11/20/19
FG Made	4 vs USC Upstate 11/25/22, vs Florida A&M 12/30/23, vs Michigan St. 01/25/22
FG Attempts	7 vs Michigan St. 01/25/22, vs USC Upstate 11/25/22
3FG Attempts	1 vs The Citadel 11/20/19, vs Nicholls 11/05/19
FT Made	4 vs Furman 11/20/22, vs Ole Miss 01/17/23
FT Attempts	6 vs Ole Miss 01/17/23

SUPERLATIVES

	'24-25	Career
Double-figure scoring	1	1
Double-figure rebounding	-	-
Double-double	-	-
5+ assists	-	1
2+ steals	-	3
Team high scoring	-	-
Team high rebounding	1	2*
Team high assists	-	3*
Team high steals	-	4*

includes led, or shared team high ; * Carolina ONLY



IG: @bosmansverdonk

X: @BosmansVerdonk

2024-25 GAME-BY-GAME

Opponent	Date	GS	MIN	Total		3-Pointers		Free throws		Rebounds				PF	A	TO	BLK	STL	PTS	AVG
				FG-FGA	PCT	3FG-3FGA	PCT	FT-FTA	PCT	OFF	DEF	TOT	AVG							
North Florida	11/04/2024		04:09	1-3	.333	0-0	.000	0-0	.000	0	1	1	1.0	1	0	1	0	2	2.0	
South Carolina St.	11/08/2024		06:30	0-1	.000	0-0	.000	0-0	.000	0	2	2	1.5	0	0	1	0	0	0	1.0
Towson	11/12/2024		06:48	1-3	.333	0-0	.000	1-1	1.000	0	1	1	1.3	0	0	1	0	0	3	1.7
at Indiana	11/16/2024		04:26	0-1	.000	0-0	.000	0-0	.000	1	0	1	1.3	2	0	0	0	0	0	1.3
Mercer	11/21/2024		09:19	0-0	.000	0-0	.000	2-4	.500	2	1	3	1.6	1	1	0	0	0	2	1.4
vs Xavier	11/25/2024		01:58	0-2	.000	0-0	.000	0-0	.000	0	0	0	1.3	0	0	0	0	0	0	1.2
at Boston College	12/03/2024		06:17	1-2	.500	0-0	.000	0-0	.000	1	1	2	1.4	1	0	1	0	0	2	1.3
Totals		0	39:27	3-12	.250	0-0	.000	3-5	.600	4	6	10	1.4	5	1	3	1	0	9	1.3

Player Averages

Games Played	Minutes/game	Points/game	FG Pct	3FG Pct	FT Pct	Rebounds/game	Assists/game	Turnovers/game	Assist/Turnover ratio	Steals/game	Blocks/game
7	5.6	1.3	25.0	0.0	60.0	1.4	0.1	0.4	0.3	0.0	0.1

PLAYER BIO

AWARDS/HONORS

• SEC Academic Honor Roll – 2022-23, 2023-24

2024-25

CAREER HIGHLIGHTS

- Played in 17 games averaging 2.5 points and 2.9 rebounds in 9.7 minutes per game in 2023-24
- Had a career-high 10 points in 17 minutes off the bench in blowout win over FAMU (12/30/23)
- Scored four points with eight rebounds, seven on the offensive end of the floor, in 13 min of action during 74-64 win over VMI (11/13/23)
- Had seven rebounds, including three offensive, in 79-77 win over Virginia Tech (11/10/23) in the Hall of Fame Series at Spectrum Center ; was effective in just 15 minutes
- Appeared in 31 games, making 14 starts in first season in Garnet & Black in 2022-23 ; averaged 1.9 points, 3.1 rebounds and 1.1 assists per game ; shot 39.3% (22-of-56)
- Made his Gamecock debut in a 60-58 rivalry win over Clemson (Nov. 11) ; played 15 minutes and had two points, four rebounds and two assists
- Saw limited action in 41 games with two starts in three seasons at Illinois (2019-22)
- Played in a career-high 24 games for the Illini in 2021-22, averaging 1.6 points and 2.1 rebounds in 7.8 minutes per contest
- Shot 47.2 percent (17-for-36) from the floor in redshirt sophomore season at Illinois
- Was on pair of NCAA Tournament teams (2021, 2022) and a member of the 2021 Big Ten Tournament Champions and 2022 Big Ten Regular Season Co-Champions

PERSONAL

- Son of Rony Verdonk and Luana Bosmans
- Has a younger brother, Mauro
- Played handball, soccer and swam competitively growing up
- List playing the piano as one of his hobbies
- Graduated from Illinois in three years with a degree in psychology
- Currently enrolled as a second-year student in the University of South Carolina School of Law and is one of only active law students in NCAA Division I basketball

CAREER STATS

				Field Goals		3-Point		F-Throws		Rebounds				Scoring						
SEASON	TEAM	GP-GS	MIN/AVG	FG-FGA	FG%	3FG-3FGA	3FG%	FT-FTA	FT%	OFF	DEF	TOT	AVG	PF-FO	A	TO	BLK	STL	PTS	AVG
2019-20	Illini	9-0	57/6.3	4-11	.364	0-2	.000	3-4	.750	6	4	10	1.1	6-0	6	5	2	3	11	1.2
2020-21	Illini	8-0	18/2.2	1-3	.333	0-0	.000	0-0	.000	1	2	3	0.4	0-0	0	1	0	0	2	0.3
2021-22	Illini	24-2	186/7.8	17-36	.472	0-0	.000	5-17	.294	25	26	51	2.1	33-0	15	5	0	7	39	1.6
2022-23	SC	31-14	463/14.9	22-56	.393	0-0	.000	16-27	.593	56	40	96	3.1	68-1	35	40	7	11	60	1.9
2023-24	SC	17-0	165/9.7	17-28	.607	0-0	.000	8-12	.667	29	20	49	2.9	29-1	8	12	3	3	42	2.5
2024-25	SC	7-0	39/5.6	3-12	.250	0-0	.000	3-5	.600	4	6	10	1.4	5-0	1	3	1	0	9	1.3
TOTAL FOR SC		55-14	667/12.1	42-96	.438	0-0	.000	27-44	.614	89	66	155	2.8	102-2	44	55	11	14	111	2.0
TOTAL		96-16	928/9.7	64-146	.438	0-2	.000	35-65	.538	121	98	219	2.3	141-2	65	66	13	24	163	1.7



2024-25 SOUTH CAROLINA BASKETBALL STATS



2024-25 South Carolina Men's Basketball Combined Team Statistics All games

Page 1/1
as of Dec 07, 2024

Game Records

Record	Overall	Home	Away	Neutral
ALL GAMES	6-3	4-1	1-1	1-1
CONFERENCE	0-0	0-0	0-0	0-0
NON-CONFERENCE	6-3	4-1	1-1	1-1

Score by Periods

Team	1st	2nd	OT	TOT
South Carolina	318	358	0	676
Opponents	262	343	0	605

Team Box Score

No.	Player				Total		3-Point		F-Throw		Rebounds													
		GP-GS	MIN	AVG	FG-FGA	FG%	3FG-3FGA	3FG%	FT-FTA	FT%	OFF	DEF	TOT	AVG	PF	DQ	A	TO	BLK	STL	PTS	AVG		
30	MURRAY-BOYLES, Collin	9-9	266:24	29.6	57-87	.655	3-8	.375	27-42	.643	20	65	85	9.4	23	2	17	27	10	12	144	16.0		
6	THOMAS, Jamarii	9-9	271:27	30.2	33-81	.407	14-35	.400	34-53	.642	2	23	25	2.8	27	0	29	20	1	10	114	12.7		
1	WRIGHT, Jacobi	9-8	250:30	27.8	33-75	.440	13-36	.361	17-24	.708	2	17	19	2.1	11	0	25	14	2	3	96	10.7		
2	DAVIS, Zachary	9-1	221:13	24.6	30-58	.517	7-22	.318	21-31	.677	9	31	40	4.4	17	0	19	7	0	7	88	9.8		
5	PRINGLE, Nick	9-9	211:45	23.5	24-42	.571	0-0	.000	27-41	.659	15	48	63	7.0	24	1	12	7	6	3	75	8.3		
15	UGUSUK, Morris	9-0	166:14	18.5	19-37	.514	17-32	.531	6-8	.750	2	8	10	1.1	10	0	8	9	0	3	61	6.8		
10	STUTE, Myles	9-9	202:19	22.5	16-52	.308	13-42	.310	3-4	.750	6	16	22	2.4	17	0	9	5	4	3	48	5.3		
23	SCOTT, Cam	9-0	123:10	13.7	8-39	.205	3-25	.120	4-7	.571	4	11	15	1.7	8	0	9	4	0	0	23	2.6		
0	BUTLER, Jordan	7-0	32:13	4.6	5-9	.556	5-8	.625	0-0	.000	1	2	3	0.4	5	0	2	1	3	0	15	2.1		
31	BOSMANS-VERDONK, Benjamin	7-0	39:27	5.6	3-12	.250	0-0	.000	3-5	.600	4	6	10	1.4	5	0	1	3	1	0	9	1.3		
21	CONYERS, Arden	3-0	13:14	4.4	1-4	.250	1-3	.333	0-0	.000	0	2	2	0.7	1	0	0	0	0	1	3	1.0		
13	HERRO, Austin	2-0	02:02	1.0	0-0	.000	0-0	.000	0-0	.000	0	0	0	0.0	1	0	0	0	0	0	0	0.0		
Team											20	15	35					4						
Total		9	1800		229-496	.462	76-211	.360	142-215	.660	85	244	329	36.6	149	3	131	101	27	42	676	75.1		
Opponents		9	1800		218-532	.410	56-179	.313	113-170	.665	100	212	312	34.7	185	5	92	92	35	67	605	67.2		

Team Statistics

	SC	OPP
Scoring		
Points per game	75.1	67.2
Scoring margin	+7.9	-
Field goals-att		
Field goal pct	.462	.410
3 point fg-att		
3-point FG pct	.360	.313
3-pt FG made per game	8.4	6.2
Free throws-att		
Free throw pct	.660	.665
F-Throws made per game	15.8	12.6
Rebounds		
Rebounds per game	36.6	34.7
Rebounding margin	+1.9	-
Assists		
Assists per game	14.6	10.2
Turnovers		
Turnovers per game	11.2	10.2
Turnover margin	-1.0	-
Assist/turnover ratio	1.3	1.0
Steals		
Steals per game	4.7	7.4
Blocks		
Blocks per game	3.0	3.9
Winning streak		
Home win streak	4	-
Attendance		
Home games-Avg/Game	5-11644	2-10915
Neutral site-Avg/Game	-	2-3500

Team Results

Date	Opponent		Score	Att.
11/04/2024	North Florida	L	71-74	12388
11/08/2024	South Carolina St.	W	86-64	12205
11/12/2024	Towson	W	80-54	11577
11/16/2024	at Indiana	L	71-87	17222
11/21/2024	Mercer	W	84-72	11054
11/25/2024	vs Xavier	L	66-75	3500
11/27/2024	vs Virginia Tech	W	70-60	3500
12/03/2024	at Boston College	W	73-51	4607
12/07/2024	East Carolina	W	75-68	10997



2024-25 South Carolina Men's Basketball
Team High/Low Analysis
All games

Page 3/4
as of Dec 07, 2024

South Carolina - Game Lows

POINTS	66		vs Xavier (N) (11/25/2024)
	70		vs Virginia Tech (N) (11/27/2024)
	71		at Indiana (11/16/2024)
	71		North Florida (11/04/2024)
	73		at Boston College (12/03/2024)
FIELD GOALS MADE	23		at Boston College (12/03/2024)
	23		vs Virginia Tech (N) (11/27/2024)
	23		vs Xavier (N) (11/25/2024)
FIELD GOAL ATTEMPTS	50		East Carolina (12/07/2024)
	50		at Boston College (12/03/2024)
FIELD GOAL PERCENTAGE	.381	(24-63)	at Indiana (11/16/2024)
	.426	(23-54)	vs Xavier (N) (11/25/2024)
3 PT FG MADE	4		vs Xavier (N) (11/25/2024)
	5		North Florida (11/04/2024)
3 PT FG ATTEMPTS	16		North Florida (11/04/2024)
	17		vs Xavier (N) (11/25/2024)
3 PT FG PERCENTAGE	.235	(4-17)	vs Xavier (N) (11/25/2024)
	.276	(8-29)	at Indiana (11/16/2024)
FREE THROWS MADE	9		East Carolina (12/07/2024)
	13		vs Virginia Tech (N) (11/27/2024)
FREE THROW ATTEMPTS	17		East Carolina (12/07/2024)
	20		vs Xavier (N) (11/25/2024)
FREE THROW PERCENTAGE	.529	(9-17)	East Carolina (12/07/2024)
	.560	(14-25)	North Florida (11/04/2024)
REBOUNDS	30		East Carolina (12/07/2024)
	31		vs Xavier (N) (11/25/2024)
ASSISTS	8		vs Xavier (N) (11/25/2024)
	12		at Indiana (11/16/2024)
STEALS	1		East Carolina (12/07/2024)
	3		at Boston College (12/03/2024)
BLOCKED SHOTS	1		East Carolina (12/07/2024)
	1		at Boston College (12/03/2024)
	1		at Indiana (11/16/2024)
	1		Towson (11/12/2024)
TURNOVERS	9		Mercer (11/21/2024)
	10		East Carolina (12/07/2024)
	10		at Boston College (12/03/2024)
	10		vs Virginia Tech (N) (11/27/2024)
	10		North Florida (11/04/2024)
FOULS	12		East Carolina (12/07/2024)
	12		vs Virginia Tech (N) (11/27/2024)
	12		Mercer (11/21/2024)

2024-25 South Carolina Men's Basketball
Category Leaders
All gamesPage 2/3
as of Dec 07, 2024

Free Throw Percentage

##	Player	Made	Att	Pct
15	Ugusuk, Morris	6	8	.750
10	Stute, Myles	3	4	.750
1	Wright, Jacobi	17	24	.708
2	Davis, Zachary	21	31	.677
5	Pringle, Nick	27	41	.659
30	Murray-Boyles, Collin	27	42	.643
6	Thomas, Jamarri	34	53	.642
31	Bosmans-Verdonk, Benjamin	3	5	.600
23	Scott, Cam	4	7	.571

Free Throw Attempts

##	Player	G	Att	Att/G
6	Thomas, Jamarri	9	53	5.9
30	Murray-Boyles, Collin	9	42	4.7
5	Pringle, Nick	9	41	4.6
2	Davis, Zachary	9	31	3.4
1	Wright, Jacobi	9	24	2.7

Free Throws Made

##	Player	G	Made	Made/G
6	Thomas, Jamarri	9	34	3.8
30	Murray-Boyles, Collin	9	27	3.0
5	Pringle, Nick	9	27	3.0
2	Davis, Zachary	9	21	2.3
1	Wright, Jacobi	9	17	1.9

Rebounds

##	Player	G	Reb	Reb/G
30	Murray-Boyles, Collin	9	85	9.4
5	Pringle, Nick	9	63	7.0
2	Davis, Zachary	9	40	4.4
6	Thomas, Jamarri	9	25	2.8
10	Stute, Myles	9	22	2.4

Assists

##	Player	G	Ast	Ast/G
6	Thomas, Jamarri	9	29	3.2
1	Wright, Jacobi	9	25	2.8
2	Davis, Zachary	9	19	2.1
30	Murray-Boyles, Collin	9	17	1.9
5	Pringle, Nick	9	12	1.3

Rebounds Average

##	Player	G	Reb	Reb/G
30	Murray-Boyles, Collin	9	85	9.4
5	Pringle, Nick	9	63	7.0
2	Davis, Zachary	9	40	4.4
6	Thomas, Jamarri	9	25	2.8
10	Stute, Myles	9	22	2.4

Steals

##	Player	G	Stl	Stl/G
30	Murray-Boyles, Collin	9	12	1.3
6	Thomas, Jamarri	9	10	1.1
2	Davis, Zachary	9	7	0.8
1	Wright, Jacobi	9	3	0.3
5	Pringle, Nick	9	3	0.3

Offensive Rebounds

##	Player	G	OReb	OReb/G
30	Murray-Boyles, Collin	9	20	2.2
5	Pringle, Nick	9	15	1.7
2	Davis, Zachary	9	9	1.0
10	Stute, Myles	9	6	0.7
23	Scott, Cam	9	4	0.4

Blocked Shots

##	Player	G	Blk	Blk/G
30	Murray-Boyles, Collin	9	10	1.1
5	Pringle, Nick	9	6	0.7
10	Stute, Myles	9	4	0.4
0	Butler, Jordan	7	3	0.4
1	Wright, Jacobi	9	2	0.2

Defensive Rebounds

##	Player	G	DReb	DReb/G
30	Murray-Boyles, Collin	9	65	7.2
5	Pringle, Nick	9	48	5.3
2	Davis, Zachary	9	31	3.4
6	Thomas, Jamarri	9	23	2.6
1	Wright, Jacobi	9	17	1.9

Minutes

##	Player	G	Min	Min/G
6	Thomas, Jamarri	9	271	30:10
30	Murray-Boyles, Collin	9	266	29:36
1	Wright, Jacobi	9	251	27:50
2	Davis, Zachary	9	221	24:35
5	Pringle, Nick	9	212	23:32

Fouls

##	Player	G	PF	PF/G
6	Thomas, Jamarri	9	27	3.0
5	Pringle, Nick	9	24	2.7
30	Murray-Boyles, Collin	9	23	2.6
2	Davis, Zachary	9	17	1.9
10	Stute, Myles	9	17	1.9

Turnovers

##	Player	G	TO	TO/G
30	Murray-Boyles, Collin	9	27	3.0
6	Thomas, Jamarri	9	20	2.2
1	Wright, Jacobi	9	14	1.6
15	Ugusuk, Morris	9	9	1.0
2	Davis, Zachary	9	7	0.8



2024-25 SOUTH CAROLINA BASKETBALL STATS



2024-25 South Carolina Men's Basketball Team High/Low Analysis All games

Page 1/4
as of Dec 07, 2024

South Carolina - Game Highs

POINTS	86		South Carolina St. (11/08/2024)
	84		Mercer (11/21/2024)
	80		Towson (11/12/2024)
	75		East Carolina (12/07/2024)
	73		at Boston College (12/03/2024)
FIELD GOALS MADE	30		South Carolina St. (11/08/2024)
	27		East Carolina (12/07/2024)
	27		Mercer (11/21/2024)
FIELD GOAL ATTEMPTS	64		South Carolina St. (11/08/2024)
	63		at Indiana (11/16/2024)
FIELD GOAL PERCENTAGE	.540	(27-50)	East Carolina (12/07/2024)
	.500	(26-52)	Towson (11/12/2024)
3 PT FG MADE	12		East Carolina (12/07/2024)
	12		Mercer (11/21/2024)
3 PT FG ATTEMPTS	32		vs Virginia Tech (N) (11/27/2024)
	29		at Indiana (11/16/2024)
3 PT FG PERCENTAGE	.526	(10-19)	at Boston College (12/03/2024)
	.522	(12-23)	East Carolina (12/07/2024)
FREE THROWS MADE	22		Towson (11/12/2024)
	18		Mercer (11/21/2024)
	18		South Carolina St. (11/08/2024)
FREE THROW ATTEMPTS	30		Towson (11/12/2024)
	29		Mercer (11/21/2024)
FREE THROW PERCENTAGE	.800	(16-20)	vs Xavier (N) (11/25/2024)
	.733	(22-30)	Towson (11/12/2024)
REBOUNDS	51		South Carolina St. (11/08/2024)
	39		Towson (11/12/2024)
ASSISTS	19		East Carolina (12/07/2024)
	18		Towson (11/12/2024)
STEALS	8		Mercer (11/21/2024)
	8		Towson (11/12/2024)
BLOCKED SHOTS	8		North Florida (11/04/2024)
	6		South Carolina St. (11/08/2024)
TURNOVERS	15		Towson (11/12/2024)
	13		South Carolina St. (11/08/2024)
FOULS	23		at Indiana (11/16/2024)
	21		Towson (11/12/2024)



2024-25 SOUTH CAROLINA BASKETBALL STATS



2024-25 South Carolina Men's Basketball Team High/Low Analysis All games

Page 2/4
as of Dec 07, 2024

Opponent - Game Highs

POINTS	87		at Indiana (11/16/2024)
	75		vs Xavier (N) (11/25/2024)
	74		North Florida (11/04/2024)
	72		Mercer (11/21/2024)
	68		East Carolina (12/07/2024)
FIELD GOALS MADE	29		North Florida (11/04/2024)
	28		vs Xavier (N) (11/25/2024)
FIELD GOAL ATTEMPTS	69		North Florida (11/04/2024)
	67		South Carolina St. (11/08/2024)
FIELD GOAL PERCENTAGE	.510	(26-51)	at Indiana (11/16/2024)
	.491	(27-55)	East Carolina (12/07/2024)
3 PT FG MADE	12		Mercer (11/21/2024)
	10		North Florida (11/04/2024)
3 PT FG ATTEMPTS	29		North Florida (11/04/2024)
	26		Mercer (11/21/2024)
3 PT FG PERCENTAGE	.471	(8-17)	at Indiana (11/16/2024)
	.462	(12-26)	Mercer (11/21/2024)
FREE THROWS MADE	27		at Indiana (11/16/2024)
	17		Towson (11/12/2024)
FREE THROW ATTEMPTS	33		at Indiana (11/16/2024)
	29		Towson (11/12/2024)
FREE THROW PERCENTAGE	.889	(8-9)	Mercer (11/21/2024)
	.818	(27-33)	at Indiana (11/16/2024)
REBOUNDS	43		North Florida (11/04/2024)
	41		vs Xavier (N) (11/25/2024)
ASSISTS	16		Mercer (11/21/2024)
	13		South Carolina St. (11/08/2024)
STEALS	12		South Carolina St. (11/08/2024)
	11		Towson (11/12/2024)
BLOCKED SHOTS	7		at Indiana (11/16/2024)
	5		at Boston College (12/03/2024)
	5		South Carolina St. (11/08/2024)
TURNOVERS	14		Towson (11/12/2024)
	12		Mercer (11/21/2024)
FOULS	26		Towson (11/12/2024)
	24		Mercer (11/21/2024)



2024-25 South Carolina Men's Basketball
Team High/Low Analysis
All games

Page 3/4
as of Dec 07, 2024

South Carolina - Game Lows

POINTS	66		vs Xavier (N) (11/25/2024)
	70		vs Virginia Tech (N) (11/27/2024)
	71		at Indiana (11/16/2024)
	71		North Florida (11/04/2024)
	73		at Boston College (12/03/2024)
FIELD GOALS MADE	23		at Boston College (12/03/2024)
	23		vs Virginia Tech (N) (11/27/2024)
	23		vs Xavier (N) (11/25/2024)
FIELD GOAL ATTEMPTS	50		East Carolina (12/07/2024)
	50		at Boston College (12/03/2024)
FIELD GOAL PERCENTAGE	.381	(24-63)	at Indiana (11/16/2024)
	.426	(23-54)	vs Xavier (N) (11/25/2024)
3 PT FG MADE	4		vs Xavier (N) (11/25/2024)
	5		North Florida (11/04/2024)
3 PT FG ATTEMPTS	16		North Florida (11/04/2024)
	17		vs Xavier (N) (11/25/2024)
3 PT FG PERCENTAGE	.235	(4-17)	vs Xavier (N) (11/25/2024)
	.276	(8-29)	at Indiana (11/16/2024)
FREE THROWS MADE	9		East Carolina (12/07/2024)
	13		vs Virginia Tech (N) (11/27/2024)
FREE THROW ATTEMPTS	17		East Carolina (12/07/2024)
	20		vs Xavier (N) (11/25/2024)
FREE THROW PERCENTAGE	.529	(9-17)	East Carolina (12/07/2024)
	.560	(14-25)	North Florida (11/04/2024)
REBOUNDS	30		East Carolina (12/07/2024)
	31		vs Xavier (N) (11/25/2024)
ASSISTS	8		vs Xavier (N) (11/25/2024)
	12		at Indiana (11/16/2024)
STEALS	1		East Carolina (12/07/2024)
	3		at Boston College (12/03/2024)
BLOCKED SHOTS	1		East Carolina (12/07/2024)
	1		at Boston College (12/03/2024)
	1		at Indiana (11/16/2024)
	1		Towson (11/12/2024)
TURNOVERS	9		Mercer (11/21/2024)
	10		East Carolina (12/07/2024)
	10		at Boston College (12/03/2024)
	10		vs Virginia Tech (N) (11/27/2024)
	10		North Florida (11/04/2024)
FOULS	12		East Carolina (12/07/2024)
	12		vs Virginia Tech (N) (11/27/2024)
	12		Mercer (11/21/2024)



2024-25 South Carolina Men's Basketball
Team High/Low Analysis
All games

Page 4/4
as of Dec 07, 2024

Opponent - Game Lows

POINTS	51		at Boston College (12/03/2024)
	54		Towson (11/12/2024)
	60		vs Virginia Tech (N) (11/27/2024)
	64		South Carolina St. (11/08/2024)
	68		East Carolina (12/07/2024)
FIELD GOALS MADE	16		Towson (11/12/2024)
	19		at Boston College (12/03/2024)
FIELD GOAL ATTEMPTS	51		at Indiana (11/16/2024)
	54		Towson (11/12/2024)
FIELD GOAL PERCENTAGE	.296	(16-54)	Towson (11/12/2024)
	.333	(19-57)	at Boston College (12/03/2024)
3 PT FG MADE	2		at Boston College (12/03/2024)
	3		South Carolina St. (11/08/2024)
3 PT FG ATTEMPTS	14		East Carolina (12/07/2024)
	16		at Boston College (12/03/2024)
	16		South Carolina St. (11/08/2024)
3 PT FG PERCENTAGE	.125	(2-16)	at Boston College (12/03/2024)
	.188	(3-16)	South Carolina St. (11/08/2024)
FREE THROWS MADE	6		vs Virginia Tech (N) (11/27/2024)
	6		North Florida (11/04/2024)
FREE THROW ATTEMPTS	9		vs Virginia Tech (N) (11/27/2024)
	9		Mercer (11/21/2024)
FREE THROW PERCENTAGE	.462	(6-13)	North Florida (11/04/2024)
	.542	(13-24)	South Carolina St. (11/08/2024)
REBOUNDS	27		East Carolina (12/07/2024)
	30		Mercer (11/21/2024)
ASSISTS	5		Towson (11/12/2024)
	7		at Boston College (12/03/2024)
STEALS	4		at Boston College (12/03/2024)
	5		vs Virginia Tech (N) (11/27/2024)
BLOCKED SHOTS	2		vs Virginia Tech (N) (11/27/2024)
	2		Mercer (11/21/2024)
TURNOVERS	6		East Carolina (12/07/2024)
	9		vs Virginia Tech (N) (11/27/2024)
	9		North Florida (11/04/2024)
FOULS	15		East Carolina (12/07/2024)
	15		vs Xavier (N) (11/25/2024)



South Carolina - Individual Game Highs

POINTS	27		Collin Murray-Boyles vs Towson (11/12/2024)
	22		Jamarii Thomas vs East Carolina (12/07/2024)
	20		Collin Murray-Boyles vs East Carolina (12/07/2024)
	20		Jacobi Wright vs South Carolina St. (11/08/2024)
	19		Jamarii Thomas vs Mercer (11/21/2024)
	19		Collin Murray-Boyles vs South Carolina St. (11/08/2024)
FIELD GOALS MADE	10		Collin Murray-Boyles vs East Carolina (12/07/2024)
	9		Collin Murray-Boyles vs Towson (11/12/2024)
FIELD GOAL ATTEMPTS	15		Collin Murray-Boyles vs North Florida (11/04/2024)
	14		Jamarii Thomas vs East Carolina (12/07/2024)
	14		Collin Murray-Boyles at Boston College (12/03/2024)
	14		Myles Stute at Indiana (11/16/2024)
	14		Jamarii Thomas at Indiana (11/16/2024)
FIELD GOAL PERCENTAGE (min 5 made)	1.000	(10-10)	Collin Murray-Boyles vs East Carolina (12/07/2024)
	.875	(7-8)	Collin Murray-Boyles vs South Carolina St. (11/08/2024)
3 PT FG MADE	5		Jamarii Thomas vs East Carolina (12/07/2024)
	4		Morris Ugusuk vs Virginia Tech (N) (11/27/2024)
	4		Jamarii Thomas vs Mercer (11/21/2024)
	4		Morris Ugusuk at Indiana (11/16/2024)
	4		Jacobi Wright vs South Carolina St. (11/08/2024)
3 PT FG ATTEMPTS	11		Myles Stute at Indiana (11/16/2024)
	8		Jamarii Thomas vs East Carolina (12/07/2024)
3 PT FG PERCENTAGE (min 2 made)	1.000	(3-3)	Morris Ugusuk at Boston College (12/03/2024)
	1.000	(2-2)	Zachary Davis vs East Carolina (12/07/2024)
	1.000	(2-2)	Jordan Butler vs Virginia Tech (N) (11/27/2024)
	1.000	(2-2)	Collin Murray-Boyles vs Mercer (11/21/2024)
FREE THROWS MADE	9		Collin Murray-Boyles vs Towson (11/12/2024)
	6		Jamarii Thomas vs Towson (11/12/2024)
FREE THROW ATTEMPTS	10		Jamarii Thomas vs Towson (11/12/2024)
	10		Collin Murray-Boyles vs Towson (11/12/2024)
FREE THROW PERCENTAGE (min 3 made)	1.000	(4-4)	Nick Pringle vs East Carolina (12/07/2024)
	1.000	(4-4)	Zachary Davis vs South Carolina St. (11/08/2024)
	1.000	(4-4)	Jamarii Thomas vs North Florida (11/04/2024)
REBOUNDS	16		Collin Murray-Boyles vs South Carolina St. (11/08/2024)
	14		Collin Murray-Boyles at Boston College (12/03/2024)
ASSISTS	7		Jamarii Thomas vs East Carolina (12/07/2024)
	6		Jacobi Wright vs North Florida (11/04/2024)
STEALS	3		Collin Murray-Boyles vs Virginia Tech (N) (11/27/2024)
	3		Jamarii Thomas vs Mercer (11/21/2024)
BLOCKED SHOTS	4		Collin Murray-Boyles vs North Florida (11/04/2024)
	3		Collin Murray-Boyles vs Xavier (N) (11/25/2024)
	3		Myles Stute vs South Carolina St. (11/08/2024)
	3		Nick Pringle vs North Florida (11/04/2024)
TURNOVERS	5		Collin Murray-Boyles at Boston College (12/03/2024)
	5		Jamarii Thomas vs Towson (11/12/2024)
FOULS	5		Collin Murray-Boyles vs Xavier (N) (11/25/2024)
	5		Collin Murray-Boyles at Indiana (11/16/2024)
	5		Nick Pringle vs South Carolina St. (11/08/2024)



2024-25 South Carolina Men's Basketball
Player Highs Analysis
All games

Page 2/3
as of Dec 07, 2024

Opponent - Individual Game Highs

POINTS	23		Myles Rice at Indiana (11/16/2024)
	18		Jordan Riley vs East Carolina (12/07/2024)
	17		Mackenzie Mgbako at Indiana (11/16/2024)
	16		Zach Freemantle vs Xavier (N) (11/25/2024)
	16		Jaylen Smith vs North Florida (11/04/2024)
FIELD GOALS MADE	7		Jordan Riley vs East Carolina (12/07/2024)
	7		Alex Holt vs Mercer (11/21/2024)
	7		Myles Rice at Indiana (11/16/2024)
FIELD GOAL ATTEMPTS	15		RJ Felton vs East Carolina (12/07/2024)
	14		Ryan Conwell vs Xavier (N) (11/25/2024)
FIELD GOAL PERCENTAGE (min 5 made)	.750	(6-8)	Zach Freemantle vs Xavier (N) (11/25/2024)
	.714	(5-7)	Dailyn Swain vs Xavier (N) (11/25/2024)
3 PT FG MADE	4		Tyler Johnson vs Mercer (11/21/2024)
	4		Liam Murphy vs North Florida (11/04/2024)
3 PT FG ATTEMPTS	9		Tyler Johnson vs Mercer (11/21/2024)
	8		Ryan Conwell vs Xavier (N) (11/25/2024)
	8		Liam Murphy vs North Florida (11/04/2024)
3 PT FG PERCENTAGE (min 2 made)	1.000	(2-2)	Ben Burnham vs Virginia Tech (N) (11/27/2024)
	1.000	(2-2)	Ahmad Robinson vs Mercer (11/21/2024)
FREE THROWS MADE	7		Nendah Tarke vs Towson (11/12/2024)
	6		Trey Galloway at Indiana (11/16/2024)
	6		Myles Rice at Indiana (11/16/2024)
	6		Mackenzie Mgbako at Indiana (11/16/2024)
FREE THROW ATTEMPTS	15		Nendah Tarke vs Towson (11/12/2024)
	9		Oumar Ballo at Indiana (11/16/2024)
FREE THROW PERCENTAGE (min 3 made)	1.000	(6-6)	Trey Galloway at Indiana (11/16/2024)
	1.000	(6-6)	Myles Rice at Indiana (11/16/2024)
	1.000	(4-4)	C.J. Walker vs East Carolina (12/07/2024)
	1.000	(4-4)	Dailyn Swain vs Xavier (N) (11/25/2024)
	1.000	(3-3)	Jaden Schutt vs Virginia Tech (N) (11/27/2024)
	1.000	(3-3)	Ahmad Robinson vs Mercer (11/21/2024)
REBOUNDS	13		Oumar Ballo at Indiana (11/16/2024)
	10		TJ Grant vs Mercer (11/21/2024)
ASSISTS	8		Ahmad Robinson vs Mercer (11/21/2024)
	4		Chas Kelley III at Boston College (12/03/2024)
	4		Brandon Rechsteiner vs Virginia Tech (N) (11/27/2024)
	4		Alex Holt vs Mercer (11/21/2024)
STEALS	5		Dailyn Swain vs Xavier (N) (11/25/2024)
	3		Tyler Johnson vs Mercer (11/21/2024)
	3		Nendah Tarke vs Towson (11/12/2024)
	3		Jayden Johnson vs South Carolina St. (11/08/2024)
BLOCKED SHOTS	6		Oumar Ballo at Indiana (11/16/2024)
	3		Chad Venning at Boston College (12/03/2024)
TURNOVERS	3		Ben Burnham vs Virginia Tech (N) (11/27/2024)
	3		Dayvion McKnight vs Xavier (N) (11/25/2024)
	3		Ahmad Robinson vs Mercer (11/21/2024)
	3		Marcus Overstreet vs Mercer (11/21/2024)
	3		Myles Rice at Indiana (11/16/2024)
	3		Tomiwa Sulaiman vs Towson (11/12/2024)
	3		Dylan Williamson vs Towson (11/12/2024)
	3		Christian May vs Towson (11/12/2024)
	3		Michael Teal vs South Carolina St. (11/08/2024)
	3		Josh Harris vs North Florida (11/04/2024)