

A promotional poster for the Cheez-It Citrus Bowl. The background is a collage of images: a football stadium, a coach cheering, and various football players in action. The players are wearing white and maroon uniforms with 'CAROLINA' on the front, and dark jerseys with 'GAMECOCKS' on the front. The Cheez-It logo is prominently displayed in the center, with the words 'CHEEZ-IT' in large, bold, white letters on a red background, and 'CITRUS BOWL' in smaller, bold, white letters on a yellow background. The date 'DECEMBER 31, 2024' is written in white, and the time '3:00 PM' is written in large, bold, red letters. The location 'ORLANDO, FL | CAMPING WORLD STADIUM' is written in white. The bottom of the poster features a red and white striped border with a small 'C' logo in the center.

CHEEZ-IT

CITRUS BOWL

DECEMBER 31, 2024

3:00 PM

ORLANDO, FL | CAMPING WORLD STADIUM



CHEEZ-IT CITRUS BOWL

ON THE AIR

TELEVISION

Network..... ABC
 Play-by-Play Mark Jones
 Analyst Roddy Jones
 Sidelines..... Quint Kessenich
RADIO
National Radio..... ESPN Radio
 Play-by-Play Sean Kelley
 Analyst Rene Ingoglia
 Sidelines..... Marilyn Payne
Gamecock Sports Network
 Play-by-Play Todd Ellis
 Analyst Tommy Suggs
 Sideline..... Chet Tucker
Satellite Radio
 South Carolina Broadcast..... Sirius/XM 119 or 191

QUICK FACTS

Location Columbia, S.C.
 Founded 1801
 Enrollment..... 38,300
 Head Coach..... Shane Beamer

COACHING STAFF

Alma Mater Virginia Tech (1999)
 Overall Record 29-21 (4th year)
 Record at South Carolina..... 29-21 (4th year)
 OC/Quarterbacks Mike Shula
 DC/Inside Linebackers..... Clayton White
 Assoc. HC/Special Teams..... Joe DeCamillis
 Run Game Coord./Tight Ends..... Shawn Elliott
 Running Backs Marquel Blackwell
 Pass Game Coord./Wide Receivers..... Mike Furrey
 Defensive Backs Torrian Gray
 OLB/Defensive Ends Sterling Lucas
 Defensive Line..... Travian Robertson
 Offensive Line..... Lonnie Teasley
 Director of Strength & Conditioning..... Luke Day
 Head Football Athletic Trainer..... Clint Haggard
 Associate AD/Football Operations... George Wynn

COMMUNICATIONS

Associate AD/Communications..... Steve Fink
 Fink Email..... finksc@mailbox.sc.edu
 Fink Office..... 803-777-7987
 Fink Cell 803-240-5268
 Fink Twitter..... @SteveFink_SID
 Associate Communications Dir. Kent Reichert
 Assistant Communications Dir..... David Fox
 Official Website www.gamecocksonline.com
 Twitter @GamecockFB

collegepressbox
 SINCE 2005 EVERYTHING BUT THE PREGAME MEAL

2024 CHEEZ-IT CITRUS BOWL

#15 CFP
#14 AP
#14 COACHES

South Carolina
Gamecocks
(9-3, 5-3 SEC)



#20 CFP
#21 AP
#21 COACHES

vs
Illinois
Fighting Illini
(9-3, 6-3 Big Ten)



Tuesday, Dec. 31, 2024 ♦ 3:00 pm ET
Camping World Stadium (60,000) ♦ Orlando, Fla.



QUICKLY: The South Carolina Gamecocks (9-3, 5-3 SEC) will face the Illinois Fighting Illini (9-3, 6-3, Big Ten) in the 79th edition of the Cheez-It Citrus Bowl. The game will be played at Camping World Stadium (60,000) in Orlando, Fla., on Tuesday, Dec. 31, 2024, with kickoff scheduled for 3 pm ET.

OVER THE AIRWAVES: The 2024 Cheez-It Citrus Bowl will be televised nationally on ABC. Mark Jones will handle the play-by-play with Roddy Jones providing the color commentary. Quint Kessenich will be the sideline reporter. ESPN Radio will also have a national broadcast. Sean Kelley will call the action with Rene Ingoglia providing the analysis. Marilyn Payne will patrol the sidelines. The Gamecock Sports Radio Network features a pair of Gamecock Great quarterbacks in play-by-play voice Todd Ellis (33rd season) and analyst Tommy Suggs (52nd season). Chet Tucker is back for his second year as the sideline reporter.

GOING BOWLING: The Gamecocks are appearing in their 26th bowl game. They own a 10-15 mark in the previous 25 contests. Carolina has posted a 10-7 mark in its last 17 bowl contests after dropping its first eight bowl games. Most recently, the Gamecocks dropped a 45-38 decision to Notre Dame in the 2022 TaxSlayer Gator Bowl. It was just the third setback in their last nine bowl appearances.

GOOD TO BE BACK: South Carolina will be making its fourth trip to a bowl game in Orlando and its first since the end of the 2013 season. The Gamecocks dropped a 20-7 decision to Miami (Ohio) in the Tangerine Bowl, played on Dec. 20, 1975, then won twice in the Capital One Bowl, defeating Nebraska by a 30-13 score on Jan. 2, 2012, and topping Wisconsin on Jan. 1, 2014, by a 34-24 score.

WHERE THE GAMECOCKS STAND: One of the hottest teams in the country, the Gamecocks won their last six contests, including four over ranked opponents, to finish the regular season with a 9-3 record. The Gamecocks were ranked 15th in the final College Football Playoff Rankings and 14th in both the Associated Press and Coaches poll.

South Carolina's 2024 Regular Season Football Schedule

Old Dominion	at RV/KV Kentucky	16/17 LSU	Akron	12/11 Ole Miss	at 7/7 Alabama	at RV/RV Oklahoma	10/11 Texas A&M	at 24/25 Vanderbilt	24/21 Missouri	Wofford	at 12/12 Clemson
Aug. 31	Sept. 7	Sept. 14	Sept. 21	Oct. 5	Oct. 12	Oct. 19	Nov. 2	Nov. 9	Nov. 16	Nov. 23	Nov. 30
4:15 pm ET	3:30 pm ET	Noon ET	7:30 pm	3:30 pm	Noon	12:45 pm	7:30 pm	4:15 pm	4:15 pm	4 pm	Noon
SECN	ABC	ABC	ESPNU	ESPN	ABC	SECN	ABC	SECN	SECN	ESPN+/SECN+	ESPN
W, 23-19	W, 31-6	L, 33-36	W, 50-7	L, 3-27	L, 25-27	W, 35-9	W, 44-20	W, 28-7	W, 34-30	W, 56-12	W, 17-14



Media Schedule

Player/Coordinator Press Conference

Who: One offensive and defensive player from each school are joined by their respective coordinators. The Gamecocks will be represented by center Vershon Lee and defensive tackle Alex Huntley.

When: Saturday, December 28

Big Ten: 8:30 - 9 am

SEC: 9 - 9:30 am

Where: Rosen Plaza Hotel

Salon 5 and 6

9700 International Drive, Orlando, FL 32819

Cheez-It Citrus Bowl Day for Kids

(Interview/B-roll/Photo Opportunity)

Who: Full travel roster

What: Players are paired with local children in the park

When: Sunday, December 29, 9:15 a.m.

Where: Fun Spot America

5700 Fun Spot Way, Orlando, FL 32819

Availability: B-roll opportunity with a joint head coach appearance

Cheez-It Citrus Bowl Head Coach Press Conference

Who: Head coaches from each school

What: Final pre-game press conference

When: Monday, December 30, 8:30 am.

Where: Rosen Plaza Hotel

Salon 5 and 6

9700 International Drive, Orlando, FL 32819

Availability: Joint press conference

Cheez-It Citrus Bowl Pep Rally

(B-roll Opportunity)

Who: Head coaches, band, cheerleaders

When: Monday, December 30

Big Ten - 4 p.m.

SEC - 4:45 p.m.

Where: Pointe Orlando

9109 International Drive, Orlando, FL 32819

Team Practices and Player Availability

Illinois Deputy Scott Pine Community Park

South Carolina Celebration High School

Sports information offices of bowl schools will release official practice times and media policies regarding those practices.

Post Game Interviews

Each team will receive the mandatory NCAA cooling off period. Following the 10-minute cooling off period, the head coach and at least one player from the losing team will be made available in the Varsity Club (located directly across the concourse from each locker room at the south end of the stadium). Following the losing team's appearance, the winning head coach and two (2) players will be available. One (1) of those players will be the game's Most Valuable Player (MVP).

The University of South Carolina does not discriminate in educational or employment opportunities or decisions for qualified persons on the basis of race, color, religion, sex, national origin, age, disability, sexual orientation or veteran status.

Media Information

Hotel Information

The South Carolina football team and official travel party will headquarter at the Renaissance Orlando Resort, 6677 Sea Harbor Drive (407-351-5555). The Illinois team and official travel party will stay at the Hyatt Regency Orlando, 9801 International Drive (407-352-4000). The media hotel is the Rosen Plaza Hotel, 9700 International Drive (407-996-9700).

South Carolina Communications

Steve Fink, South Carolina Senior Associate Athletics Director-Communications and Public Relations, Kent Reichert, Director - Communications and Public Relations, and David Fox, Assistant Director - Communications and Public Relations, will accompany the team to Orlando. Fink can be reached via cell phone at 803-240-5268 or email at finksc@mailbox.sc.edu. Reichert's cell number is 734-548-0878 and his email is kent2@mailbox.sc.edu. Fox's cell number is 423-767-3607 and his email is DF25@mailbox.sc.edu.

Practices and Interviews


While in Orlando, South Carolina will practice at Celebration High School. The first 15 minutes of practice on Dec. 27, 28 and 29 will be open to the media. Coach Shane Beamer and selected defensive players will be available after practice on Dec. 27, while special teams coordinator Joe DeCamillis and selected offensive players will be available after practice on Dec. 29. The team walk-thru on Monday, Dec. 30, is closed. Please notify Steve Fink at least 24 hours prior to request a specific player.

Illinois Communications

Illinois will practice at Deputy Scott Pine Community Park. For questions regarding Illinois Football, contact Brett Moore at 309-212-6367 or btmoore3@illinois.edu.

Cheez-It Citrus Bowl Communications

For any questions regarding the Cheez-It Citrus Bowl, contact Sam Gardner at 407-579-6038 or sgardner@fcsports.com.



Carolina Communications



Steve Fink
Senior Associate
Athletics Director



Kent Reichert
Director -
Communications



David Fox
Assistant Director -
Communications



South Carolina Bowl Scoreboard (10-15)

Date	Bowl	Site	Opponent	Result	Score	Attend.	Head Coach	Record	Notes
Jan. 01, 1946	Gator	Jacksonville	Wake Forest	Lost	14-26	7,362	Johnnie McMillan	2-4-3	First bowl appearance
Dec. 30, 1969	Peach	Atlanta	West Virginia	Lost	3-14	48,452	Paul Dietzel	7-4	ACC Champion
Dec. 20, 1975	Tangerine	Orlando	Miami (Ohio)	Lost	7-20	20,247	Jim Carlen	7-5	Carlen's first team
Dec. 28, 1979	Hall of Fame	Birmingham	Missouri	Lost	14-24	62,785	Jim Carlen	8-4	First eight-win season
Dec. 29, 1980	Gator	Jacksonville	Pittsburgh	Lost	9-37	72,287	Jim Carlen	8-4	Rogers wins Heisman
Dec. 28, 1984	Gator	Jacksonville	Oklahoma State	Lost	14-21	82,138	Joe Morrison	10-2	Fire Ants & Black Magic
Dec. 31, 1987	Gator	Jacksonville	LSU	Lost	13-30	82,119	Joe Morrison	8-4	Black Magic returns
Dec. 28, 1988	Liberty	Memphis	Indiana	Lost	10-34	39,210	Joe Morrison	8-4	Started season 6-0
Jan. 02, 1995	Carquest	Miami	West Virginia	Won	24-21	50,833	Brad Scott	7-5	First bowl win
Jan. 01, 2001	Outback	Tampa	Ohio State	Won	24-7	65,229	Lou Holtz	8-4	SEC's biggest turnaround
Jan. 01, 2002	Outback	Tampa	Ohio State	Won	31-28	66,249	Lou Holtz	9-3	Back-to-back Outback Bowl wins
Dec. 30, 2005	Independence	Shreveport	Missouri	Lost	31-38	41,332	Steve Spurrier	7-5	Spurrier's first team
Dec. 29, 2006	Liberty	Memphis	Houston	Won	44-36	56,103	Steve Spurrier	8-5	Highest scoring bowl game to date
Jan. 01, 2009	Outback	Tampa	Iowa	Lost	10-31	55,117	Steve Spurrier	7-6	Return to New Year's Day bowl
Jan. 02, 2010	Papajohns.com	Birmingham	Connecticut	Lost	7-20	45,254	Steve Spurrier	7-6	First coach to four bowl games
Dec. 31, 2010	Chick-fil-A	Atlanta	Florida State	Lost	17-26	72,217	Steve Spurrier	9-5	SEC Eastern Division Champs
Jan. 02, 2012	Capital One	Orlando	Nebraska	Won	30-13	61,351	Steve Spurrier	11-2	Most wins in school history
Jan. 01, 2013	Outback	Tampa	Michigan	Won	33-28	54,527	Steve Spurrier	11-2	Back-to-back 11-win seasons
Jan. 01, 2014	Capital One	Orlando	Wisconsin	Won	34-24	56,629	Steve Spurrier	11-2	Highest final ranking in history
Dec. 27, 2014	Independence	Shreveport	Miami (Fla.)	Won	24-21	38,242	Steve Spurrier	7-6	Seventh-straight winning season
Dec. 29, 2016	Birmingham	Birmingham	USF	Lost	39-46 OT	31,229	Will Muschamp	6-7	First overtime bowl game
Jan. 01, 2018	Outback	Tampa	Michigan	Won	26-19	45,687	Will Muschamp	9-4	Overcame 16-point deficit
Dec. 29, 2018	Belk	Charlotte	Virginia	Lost	0-28	48,263	Will Muschamp	7-6	Blanked for 1st time since 2006
Dec. 26, 2020	Gasparilla	Tampa	UAB	DNP	-	-	Mike Bobo (Interim)	2-8	Cancelled due to COVID-19
Dec. 30, 2021	Duke's Mayo	Charlotte	North Carolina	Won	38-21	45,520	Shane Beamer	7-6	Joyner makes 1st start at QB
Dec. 30, 2022	Gator	Jacksonville	Notre Dame	Lost	38-45	67,383	Shane Beamer	8-5	SC returns two INTs for TDs

South Carolina Bowl MVPs

1995 Carquest- Steve Taneyhill
2001 Outback - Ryan Brewer
2002 Outback - Phil Petty
2006 Liberty - Blake Mitchell
2012 Capital One - Alshon Jeffery
2013 Outback - Ace Sanders
2014 Capital One - Connor Shaw
2014 Independence -
Pharoh Cooper/Skai Moore
2018 Outback - Jake Bentley
2021 Duke's Mayo - Dakereon Joyner



Ryan Brewer



Ace Sanders



Connor Shaw



Pharoh Cooper



Jake Bentley



Dakereon Joyner



South Carolina Team Bowl Records

Most Points Scored

1. 44 vs Houston (2006 Liberty)
2. 39 vs USF (2016 Birmingham)
3. 38 vs North Carolina (2021 Duke's Mayo)
- 38 vs Notre Dame (2022 Gator)

Most First Downs

1. 27 vs USF (2016 Birmingham)
- 27 vs North Carolina (2021 Duke's Mayo)
3. 25 vs Houston (2006 Liberty)

Most Rushing Attempts

1. 51 vs Ohio State (2001 Outback)
- 51 vs North Carolina (2021 Duke's Mayo)
3. 47 vs Missouri (1979 Hall of Fame)

Most Yards Rushing

1. 301 vs North Carolina (2021 Duke's Mayo)
2. 218 vs Ohio State (2001 Outback)
3. 189 vs Houston (2006 Liberty)

Most Pass Attempts

1. 50 vs Iowa (2009 Outback)
2. 49 vs Notre Dame (2022 Gator)
3. 47 vs LSU (1987 Gator)

Most Pass Completions

1. 32 vs USF (2016 Birmingham)
2. 31 vs Notre Dame (2022 Gator)
3. 28 vs LSU (1987 Gator)

Most Interceptions Thrown

1. 4 vs LSU (1987 Gator)
2. 3 Five times

Most Yards Passing

1. 390 vs USF (2016 Birmingham)
2. 323 vs Houston (2006 Liberty)
3. 321 vs Wisconsin (2014 Capital One)

Most Touchdown Passes

1. 4 vs Houston (2006 Liberty)
- 4 vs Michigan (2013 Outback)
- 4 vs Wisconsin (2014 Capital One)

Most Plays

1. 84 vs LSU (1987 Gator)
2. 80 vs LSU (1987 Gator)
3. 77 vs USF (2016 Birmingham)
- 77 vs. West Virginia (1995 Carquest)

Most Yards Total Offense

1. 543 vs North Carolina (2021 Duke's Mayo)
2. 512 vs Houston (2006 Liberty)
3. 481 vs USF (2016 Birmingham)

Most Penalties

1. 10 vs. Iowa (2009 Outback)
2. 9 vs Houston (2006 Liberty)
3. 8 vs Ohio State (2002 Outback)
- 8 vs Notre Dame (2022 Gator)

Most Yards Penalized

1. 100 vs Iowa (2009 Outback)
2. 93 vs Houston (2006 Liberty)
3. 73 vs Notre Dame (2022 Gator)

Opponent Team Bowl Records

Most Points Scored

1. 46 USF (2016 Birmingham)
2. 45 Notre Dame (2022 Gator)
3. 38 Missouri (2005 Independence)

Most First Downs

1. 28 Virginia (2018 Belk)
2. 27 Houston (2006 Liberty)
3. 27 Notre Dame (2022 Gator)

Most Rushing Attempts

1. 79 West Virginia (1969 Peach)
2. 60 Miami (Ohio) (1975 Tangerine)
3. 52 Missouri (1979 Hall of Fame)

Most Yards Rushing

1. 378 Wake Forest (1946 Gator)
2. 356 West Virginia (1969 Peach)
3. 293 Wisconsin (2014 Capital One)

Most Pass Attempts

1. 45 Michigan (2018 Outback)
2. 43 Missouri (2005 Independence)
3. 42 Oklahoma State (1984 Gator)

Most Pass Completions

1. 27 Houston (2006 Liberty)
2. 25 Michigan (2013 Outback)
- 25 Oklahoma State (1984 Gator)

Most Interceptions Thrown

1. 3 Wisconsin (2014 Capital One)
- 3 Pittsburgh (1980 Gator)
- 3 Notre Dame (2022 Gator)

Most Yards Passing

1. 392 Houston (2006 Liberty)
2. 341 Michigan (2013 Outback)
3. 324 Ohio State 2002 Outback)

Most Touchdown Passes

1. 3 Five times, Last: Notre Dame (2022 Gator)

Most Plays

1. 85 Oklahoma State (1984 Gator)
2. 83 Missouri (2005 Independence)
3. 80 USF (2016 Birmingham)
- 80 Notre Dame (2022 Gator)

Most Yards Total Offense

1. 575 Indiana (1988 Liberty)
2. 558 Notre Dame (2022 Gator)
3. 527 Houston (2006 Liberty)

Most Penalties

1. 11 Pittsburgh (1980 Gator)
2. 10 LSU (1987 Gator)
- 10 Nebraska (2012 Capital One)

Most Yards Penalized

1. 107 LSU (1987 Gator)
2. 87 Missouri (2005 Independence)
3. 73 Pittsburgh (1980 Gator)

South Carolina Individual Bowl Records

Rushes: 31, Kevin Harris vs North Carolina (2021 Duke's Mayo)

Yards Rushing: 182, Kevin Harris vs North Carolina (2021 Duke's Mayo)

Longest Run: 64, Connor Shaw vs Michigan (2013 Outback)

Passes Attempted: 47, Todd Ellis vs LSU (1987 Gator)

Passes Completed: 32, Jake Bentley vs USF (2016 Birmingham)

Yards Passing: 390, Jake Bentley vs USF (2016 Birmingham)

Touchdowns: 3, Ryan Brewer vs Ohio State (2001 Outback)

Points: 18, Ryan Brewer vs Ohio State (2001 Outback)

Touchdowns Passing: 4, Blake Mitchell vs Houston (2006 Liberty)

TDs Accounted For: 5, Connor Shaw vs Wisconsin (2014 Capital One)

Longest Pass Completion: 78, twice: Connor Shaw to Alshon Jeffery vs Nebraska (2012 Capital One); Dylan Thompson to Pharoh Cooper vs Miami (2014 Independence)

Pass Receptions: 14, Deebo Samuel vs USF (2016 Birmingham)

Yards Receiving: 191, Sidney Rice vs Missouri (2005 Independence)

Yards Total Offense: 381, Jake Bentley vs USF (2016 Birmingham)

Punts: 9, Rodney Price vs Indiana (1988 Liberty)

Punting Yards: 338, Rodney Price vs Indiana (1988 Liberty)

Punting Average: 47.7, Tyeler Dean vs Ohio State (2002 Outback)

Longest Punt: 70, Tyeler Dean vs Ohio State (2002 Outback)

Interceptions: 2, twice: Deandre' Eiland vs Ohio State (2001 Outback); Skai Moore vs Wisconsin (2014 Capital One)

Longest INT Return: 100, O'Donnell Fortune vs Notre Dame (2022 Gator)

Punt Returns: 3, 4 times, last: Chris Lammons vs Michigan (2018 Outback)

Punt Return Yards: 66, Ace Sanders vs Michigan (2013 Outback)

Longest Punt Return: 63, Ace Sanders vs Michigan (2013 Outback)

Longest Kickoff Return: 62, Shi Smith vs Virginia (2018 Belk)

Field Goals: 3, Parker White vs North Carolina (2021 Duke's Mayo)

Longest Field Goal: 49, Collin Mackie vs LSU (1987 Gator)

Longest Scoring Run: 35, Juju McDowell vs North Carolina (2021 Duke's Mayo)

Longest Scoring Pass: 78, Dylan Thompson to Pharoh Cooper vs Miami (2014 Independence)

Longest Scoring Play: 100-yard interception return, O'Donnell Fortune vs Notre Dame (2022 Gator)



SIZING UP THE ILLINI: South Carolina and Illinois have never met on the gridiron. However, Illini head coach Bret Bielema is no stranger to the Gamecocks. Bielema faced the Gamecocks twice as the head coach at the University of Arkansas. Carolina got the better of both decisions, winning by a 52-7 count in Fayetteville in 2013, Bielema's first season with the Hogs, then posting a 48-22 win in Columbia in 2017, Bielema's final year with the Razorbacks. South Carolina head coach Shane Beamer has never faced the Illini.

SUCCESS AGAINST THE BIG TEN: South Carolina has won each of its last four contests against Big Ten teams in bowl games, and six of seven since the turn of the century. The Gamecocks opened the 2000s with back-to-back wins over Ohio State (2001 Outback and 2002 Outback) then, after a loss to Iowa in the 2009 Outback, Carolina has reeled off four-straight victories in bowl games over Big Ten schools, defeating Nebraska (2012 Capital One), Wisconsin (2014 Capital One) and Michigan twice (2013 Outback and 2018 Outback).

Carolina in Orlando

Year	Date	W/L	Opponent	Score
1975	Dec. 20	L	Miami (Ohio)	7-20
2012	Jan. 2	W	Nebraska	30-13
2014	Jan. 1	W	Wisconsin	34-24

OLD FRIEND ALERT: Illinois wide receiver coach **Justin Stepp** was on Shane Beamer's staff at South Carolina from 2021-23. He is originally from Pelion, S.C., just outside Columbia.

HOME SWEET HOME: South Carolina All-America punter **Kai Kroeger** hails from the Land of Lincoln. The All-American Super Senior who has handled the Gamecocks' punting chores for each of the last five seasons, hails from Lake Forest, Ill., a suburb of Chicago.

TROPHY HUNTING: The Gamecocks are looking to capture their fourth trophy of 2024. They collected the Bonham Trophy with a 44-20 win over No. 10/11 Texas A&M, defeated No. 24/21 Missouri, 34-30, to bring the Mayor's Cup to South Carolina, then took home the Palmetto Bowl trophy after defeating in-state rival Clemson, 17-14. It marked the first time that South Carolina captured all three regular season trophies in the same season.

ANOTHER TOP-25 MATCHUP: South Carolina will be playing its eighth top-25 opponent, according to the Associated Press poll at the time of the game, as Illinois enters the Cheez-It Citrus Bowl ranked No. 21 in the most recent AP poll. The eight games played against ranked opponents is a school record, surpassing the previous mark of seven in the 2010 season. The Gamecocks are 4-3 against AP top-25 teams this season, falling to No. 16 LSU, No. 12 Ole Miss and No. 7 Alabama before defeating No. 10 Texas A&M, No. 24 Vanderbilt, No. 24 Missouri and No. 12 Clemson in the second half of the season.

ANOTHER ONE BITES THE DUST: South Carolina knocked off three ranked opponents in the consecutive weeks for the first time in school history, defeating No. 10 Texas A&M 44-20, No. 24 Vanderbilt 28-7 and No. 24 Missouri 34-30 then, after defeating Wofford, knocked off No. 12 and eventual

ACC Champion Clemson to improve to 4-3 against ranked opponents this season. The Gamecocks are 7-12 against AP ranked opponents in the Shane Beamer Era, also logging wins against No. 13 Kentucky, No. 5 Tennessee and No. 7 Clemson, all in the 2022 season. The Gamecocks had lost eight-straight games to ranked opponents before going on the current four-game winning streak.

THEY REMEMBER NOVEMBER: The Gamecocks went a perfect 5-0 in the month of November. They started the month off with an impressive 44-20 win over No. 10/11 Texas A&M and followed that up with a convincing 28-7 win over No. 24/25 Vanderbilt in Nashville before rallying past No. 24/21 Missouri by a 34-30 count. They routed FCS Wofford in Columbia by a 56-12 score, before winning by a 17-14 count at No. 12 Clemson, their second-straight win in Tiger Town. The Gamecocks have played their best ball in November under Shane Beamer, posting a 13-4 mark in the month over the past four years including wins over six ranked opponents. The recent surge has propelled South Carolina to a No. 14 ranking in the AP poll this week, its highest ranking since September of 2014.

THEY CALL IT A STREAK: The Gamecocks have won six-straight games, the first four of which came against SEC opponents. They own the longest current winning streak in the SEC. They are looking to notch their seventh-straight win, something that hasn't been done since a 10-game winning streak over the final four games of the 2011 season and continuing through the first six games of the 2012 campaign. The last time they won seven or more games in a row in a single season came in 1984 when they won the first nine game of the season. Only Oregon (14) and Notre Dame (10) have longer current winning streaks among Power 4 and independent schools heading into the postseason.

TO BE THE BEST YOU HAVE TO BEAT THE BEST: The Gamecocks have set the school record for wins over a ranked opponent in a season with four, knocking off the AP's No. 10 Texas A&M, No. 24 Vanderbilt, No. 24 Missouri and No. 12 Clemson over the final five weeks of the season. They had knocked off three ranked teams in a season on six occasions previously. Here are the years, opponents and rankings of those wins:

Year Opponents (Rank)

2000 Georgia (9), Miss. State (25), Ohio St. (19)
 2001 Georgia (25), Miss. State (17), Ohio St. (22)
 2010 Georgia (22), Alabama (1), Florida (24)
 2012 Georgia (5), Clemson (12), Michigan (19)
 2013 Missouri (5), Clemson (6), Wisconsin (19)
 2022 Kentucky (13), Tennessee (5), Clemson (7)
2024 Texas A&M (10), Vanderbilt (24), Missouri (24), Clemson (12)

IN SEARCH OF NUMBER TEN: The Gamecocks are in search of their 10th win of the season. They have won nine or more games eight times and have won 10 or more games just four times. Carolina posted a school-record 11 wins in three-straight seasons from 2011-13.
 11 wins - 3 times (2011, 2012, 2013)
 10 wins - 1 time (1984)
 9 wins - 4 times (2001, 2010, 2017, 2024)

ROAD WARRIORS: The Gamecocks won four true road games this season for just the fourth time in school history, also winning four road games in 1968, 1994 and 2006. They logged a trio of

By the Numbers

	SC	ILLINI
Record	9-3	9-3
Points/Game	31.6	28.9
Opp. Points/Game	17.8	22.1
Rushing Attempts	518	417
Yards Rushing/Game	188.9	151.2
Yards Per Rush	4.4	4.4
Opp. Rushing Attempts	416	408
Opp. Yards Rush/Game	106.3	149.9
Opp. Yards/Rush	3.0	4.4
Passes Attempted	307	331
Passes Completed	200	200
Yards Pass/Game	220.3	214.3
Opp. Passes Attempted	375	409
Opp. Passes Completed	216	238
Opp. Yards Pass/Game	206.9	221.8
Total Plays	825	748
Total Offense	4911	4386
Avg. Yards/Game	409.3	365.5
Avg. Yards/Play	6.0	5.9
Opp. Total Plays	794	817
Opp. Total Offense	3759	4461
Opp. Total Yards/Game	313.3	371.8
Opp. Total Yards/Play	4.7	5.5
3rd Down Conv.	42%	45%
Opp. 3rd Down Conv.	33%	44%
4th Down Conv.	11-22	8-16
Opp. 4th Down Conv.	7-22	10-22
Avg. Poss. Time/Game	31:08	30:53

impressive SEC road wins, all by at least three touchdowns, posting a 31-6 victory at Kentucky, winning in a 35-9 rout at Oklahoma and knocking off 24th-ranked Vanderbilt 28-7, holding all three of those opponents to under 10 points. They recorded three conference road wins for the first time since 2011 when they won at Georgia, Mississippi State and Tennessee en route to an 11-2 mark overall and a 6-2 SEC record.

IT JUST MEANS MORE: The Gamecocks recorded five SEC wins for the first time since 2017 and for just the ninth time since joining the league in 1992.

ALL ABOARD THE SHANE TRAIN: South Carolina head coach **Shane Beamer** owns a 29-21 in his fourth season at the helm. The 29 wins surpasses Steve Spurrier, Carolina's all-time winningest coach, for the most wins in his first four years in Columbia. Coach Spurrier posted a 28-22 from 2005-08 and finished with a school record 86 wins. With 29 victories, Coach Beamer hold sole possession of eighth place on the all-time wins list at South Carolina, one more than Warren Giese and Will Muschamp.

THAT'S MY COACH: Coming off a disappointing 5-7 season in 2023 and picked to finish near the bottom of the expanded 16-team Southeastern Conference, head coach **Shane Beamer** led the Gamecocks to a 9-3 mark this season, earning SEC Coach of the Year honors by the Associated Press and by USA TODAY. He has been recognized as one of nine coaches across the country as a finalist for the Eddie Robinson Coach of the Year Award, is one of five coaches for the Bobby Dodd Coach of the Year Award and is a semifinalist for the George Munger Coach of the Year Award.



2024 SEC Standings

	SEC	PCT	PF	PA	ALL	PCT	PF	PA
Texas	7-1	.875	228	118	11-1	.917	418	140
Georgia	6-2	.750	224	177	10-2	.833	409	246
Tennessee	6-2	.750	200	154	10-2	.833	447	167
S. Carolina	5-3	.625	233	162	9-3	.750	379	214
Alabama	5-3	.625	227	174	9-3	.750	426	207
Ole Miss	5-3	.625	230	145	9-3	.750	450	167
Missouri	5-3	.625	188	217	9-3	.750	349	241
LSU	5-3	.625	212	210	8-4	.667	352	285
Texas A&M	5-3	.625	235	198	8-4	.667	364	254
Florida	4-4	.500	218	220	7-5	.583	335	292
Arkansas	3-5	.375	190	219	6-6	.500	363	299
Vanderbilt	3-5	.375	175	200	6-6	.500	320	277
Oklahoma	2-6	.250	132	211	6-6	.500	292	259
Auburn	2-6	.250	153	199	5-7	.417	333	256
Kentucky	1-7	.125	113	212	4-8	.333	247	265
Miss State	0-8	.000	169	311	2-10	.167	310	409

CFP PLAYOFF GAMES

December 21

Clemson at Texas, 4 pm

Tennessee at Ohio State, 8 pm

January 1

Allstate Sugar Bowl

New Orleans, La.

Georgia vs. Indiana/Notre Dame, 8:45 pm

AFFILIATED BOWL GAMES

December 20

Union Home Mortgage Gasparilla Bowl

Tampa, Fla.

Florida vs. Tulane, 3:30 pm

December 27

Lockheed Martin Armed Forces Bowl

Fort Worth, Texas

Oklahoma vs. Navy, Noon

Birmingham Bowl

Birmingham, Ala.

Vanderbilt vs. Georgia Tech, 3:30 pm

AutoZone Liberty Bowl

Memphis, Tenn.

Arkansas vs. Texas Tech, 7 pm

SRS Distribution Las Vegas Bowl

Las Vegas, Nev.

Texas A&M vs. Southern California, 10:30 pm

December 30

TransPerfect Music City Bowl

Nashville, Tenn.

Missouri vs. Iowa, 2:30 pm

December 31

Reliaquest Bowl

Tampa, Fla.

Alabama vs. Michigan, Noon

Cheez-It Citrus Bowl

Orlando, Fla.

South Carolina vs. Illinois, 3 pm

Kinder's Texas Bowl

Houston, Texas

LSU vs. Baylor, 3:30 pm

January 2

TaxSlayer Gator Bowl

Jacksonville, Fla.

Ole Miss vs. Duke, 7:30 pm

All times Eastern

A South Carolina win over Illinois would...

- ◆ Give the Gamecocks their 10th win of the season, their high mark since posting an 11-win season in 2013. The Gamecocks have won 10 or more games just four times in school history.
- ◆ Extend the Gamecocks winning streak to seven games, last accomplished from 2011-12. The last time they won seven-straight games in a single-season was in 1984.
- ◆ Extend their school-record to a fifth win over a ranked opponent this season. They defeated three ranked opponents in a season six times prior to this season, most recently in 2022.

THE STARS ARE SHINING: Several Gamecocks have received major post-season accolades. A complete list can be found on page 13:

◆ Edge rusher **Kyle Kennard** was the winner of the Nagurski Trophy and was one of four finalists for the Lombardi Award. He was a consensus first-team All-American, the just the fifth in school history, joining George Rogers, Del Wilkes, Jadeveon Clowney and Melvin Ingram. He was named the SEC's Defensive Player of the Year by both the AP and Coaches, just the second player at Carolina to earn that distinction, joining Jadeveon Clowney.

◆ Safety **Nick Emmanwori** was a first-team All-American according to the AP and Sporting News. He was a semifinalist for the Jim Thorpe Award and a quarterfinalist for the Lott IMPACT Award.

◆ Running back **Raheim Sanders** was one of three players in the country named Comeback Player of the Year.

◆ Edge rusher **Dylan Stewart** is one of five finalists for the Shaun Alexander Freshman of the Year Award. Stewart and offensive lineman **Josiah Thompson** were True Freshman All-Americans.

◆ Punter **Kai Kroeger** was a second-team FWAA All-American and a semifinalist for the Ray Guy Award.

◆ Quarterback **LaNorris Sellers** was selected as the SEC's Freshman of the Year, the first at South Carolina since Jadeveon Clowney in 2011.

◆ Long snapper **Hunter Rogers** was a semifinalist for the Mannelly Award.

PROMOTE FROM WITHIN: The Gamecocks have had one coaching change since the end of the regular season as offensive coordinator/quarterbacks coach **Dowell Loggains** took the head coaching position at Appalachian State University. Head coach Shane Beamer was quick to elevate Senior Offensive Assistant Coach **Mike Shula** into that coordinator role. Shula, who has been on the staff for a year, was the head coach at his alma mater, Alabama from 2003-06, and served as an offensive coordinator in the NFL for several seasons. He was named the NFL Offensive Coordinator of the Year in 2015 after helping Cam Newton win NFL MVP honors and the Carolina Panthers reached the Super Bowl. Shula was officially named offensive coordinator/quarterbacks coach on Dec. 16.

TITLE CHANGE: Head coach Shane Beamer has added the title of Passing Game Coordinator to wide receivers coach **Mike Furrey**. Furrey has been with the Gamecocks for just one year but made an immediate impression both in the wide receiver room and on the recruiting front.

DEALS AND STEALS: **Mike Shula** received a three-year contract that will take him through the 2027 season. The other nine on-field assistant coaches had contract extensions approved by the University's Board of Trustees, with **Joe DeCamillis**, **Shawn Elliott**, **Torrian Gray** and **Clayton White** extended through 2027 and **Marquel Blackwell**, **Mike Furrey**, **Sterling Lucas**, **Travian Robertson** and **Lonnie Teasley** extended through 2026.

Offense

THE OFFENSE LOGGED IN: In year two as offensive coordinator, Dowell Loggains had a much different offense to direct than he had in year one. The Gamecock offense in 2023 was geared around quarterback Spencer Rattler and wide receiver Xavier Legette, both of whom are now in the NFL, with Legette being a first-round pick by the Carolina Panthers and Rattler earning playing time for the New Orleans Saints. In 2024, Loggains handed the quarterback reins over to redshirt freshman **LaNorris Sellers**. Sellers had an All-SEC running back behind him in Arkansas transfer **Raheim "Rocket" Sanders**. With a mostly new receiving corps, the Gamecocks have found their identity with a more balanced attack, featuring Sellers and Sanders on the ground and an improving passing game that features tight end **Josh Simon**. At 31.6 points per game, the Gamecocks are having their best offensive scoring output since 2014 (32.6 ppg).

HITTING THEIR STRIDE: The Gamecock offense has been on fire of late. Over the last five games of the season they totaled 2,483 yards of offense, an average of 496.6 yards per game.

GROUND CONTROL: South Carolina is averaging 188.9 rushing yards per game this season, over 100 yards more per game than their 85.1-yard average from 2023. They have not averaged even 170 yards on the ground since 2013 (198.5).

POUND THE ROCK: The Gamecocks have had some prolific games running the ball this season. Carolina rolled up 243 yards on 41 carries against LSU, (5.9 ypc), and followed that up with a 273-yard, four-touchdown effort on 53 carries against Akron (5.2 ypc). Carolina rushed 43 times for a season-best 286 yards against Texas A&M, averaging 6.7 yards per carry. It was the third-highest total under Shane Beamer and the most against an SEC opponent in his regime. Both **Raheim Sanders** (144) and **LaNorris Sellers** (106) eclipsed the 100-yard plateau, the first time the Gamecocks had two players go over the 100-yard mark in a game since 2021. Carolina went for 214 at Vanderbilt with Sanders eclipsing the 100-yard mark for the second-straight game. They went for 265 against Wofford, averaging 5.8 ypc and 267 at Clemson, averaging 6.4 ypc. Carolina is 22-6 when it rushes for 100 or more yards since 2021.

QB1: Redshirt freshman **LaNorris Sellers** is QB1. The 6-3, 242-pounder saw limited action in three games in 2023 playing behind Spencer Rattler. Sellers, who is blessed with excellent size, speed and arm strength, is 172-for-265 passing (64.9 pct.) for 2,274 yards with 17 touchdowns in 2024. He has also rushed 155 times for 655 yards and seven scores. He sat out the second half of the LSU game and all of the Akron contest with an ankle injury.



National Polls

Associated Press

1.	Oregon (62)	13-0	1550
2.	Georgia	11-2	1474
3.	Notre Dame	11-1	1398
4.	Texas	11-2	1356
5.	Penn State	11-2	1258
6.	Ohio State	10-2	1233
7.	Tennessee	10-2	1224
8.	Boise State	12-1	1108
9.	Indiana	11-1	1052
10.	Arizona State	11-2	1001
11.	Alabama	9-3	838
12.	SMU	11-2	837
13.	Clemson	10-3	827
14.	South Carolina	9-3	770
15.	Miami (Fla.)	10-2	697
16.	Ole Miss	9-3	680
17.	BYU	20-2	531
18.	Iowa State	10-3	401
19.	Army	11-1	363
20.	Colorado	9-3	329
21.	Illinois	9-3	317
22.	Syracuse	9-3	234
23.	Missouri	9-3	228
24.	UNLV	10-3	144
25.	Memphis	10-2	132

AFCA Coaches

1.	Oregon (4)	13-0	1350
2.	Georgia	11-2	1281
3.	Notre Dame	11-1	1214
4.	Texas	11-2	1178
5.	Penn State	11-2	1080
6.	Tennessee	10-2	1069
7.	Ohio State	10-2	1037
8.	Boise State	12-1	929
9.	Indiana	11-1	925
10.	Arizona State	11-2	856
11.	Alabama	9-3	749
12.	SMU	11-2	741
13.	Clemson	10-3	707
14.	South Carolina	9-3	668
15.	Ole Miss	9-3	631
16.	Miami (Fla.)	10-2	611
17.	BYU	20-2	423
18.	Army	11-1	361
19.	Iowa State	10-3	355
20.	Missouri	9-3	282
21.	Illinois	9-3	275
22.	Colorado	9-3	228
23.	Memphis	10-2	166
24.	UNLV	10-3	140
25.	Syracuse	9-3	129

POST-SEASON ACCOLADES: LaNorris Sellers was named the SEC Freshman of the Year and third-team All-SEC, according to the league's 16 coaches. He beat out such notables as Jalen Milroe from Alabama, Garrett Nussmeier from LSU, Carson Beck from Georgia, Nico Iamaleava from Tennessee, and Diego Pavia from Vanderbilt for All-SEC accolades. Sellers also earned the Steve Wadiak Team MVP Award, was a co-winner of the Steve Spurrier MVP Award for offense and was named a team captain.

GROWING UP BEFORE OUR EYES: LaNorris Sellers has turned it up a notch as the game's slowed down for him. He has thrown for multiple touchdowns in a game six times this season, including four of the last five games, with a dozen TD passes in those five contests. Here's a look at his numbers from games 1-5 and 6-12 this season:

GAMES	C-A-I	PCT	YDS	TD
1-5	49-85-3	57.6	555	2
6-12	123-180-4	68.3	1719	15
TOTALS	172-265-7	64.9	2274	17

YOUNG GUN: LaNorris Sellers became the first freshman (true or redshirt) quarterback to start for the Gamecocks since **Luke Doty** started the final two games of the 2020 season as a true freshman. The last freshman (true or redshirt) QB to start a season opener for Carolina was **Chris Smelley**, who was a redshirt freshman when he got the nod versus La-Lafayette to open the 2007 season. Sellers completed 10-of-23 passes for 114 yards and rushed 22 times (the most for a Carolina QB since Connor Shaw had 22 in 2013) for 68 yards and a TD in his starting debut against Old Dominion.

SELLERS SHINES: Redshirt freshman LaNorris Sellers had the best game of his young career in the win over Missouri. He completed 21-of-30 passes for a career-high 353 yards and a career-best five touchdowns and added 45 yards on the ground for 398 yards of total offense. Sellers led the offense to touchdowns on two-minute drives at the end of each half in the victory. For his efforts, he was recognized as the Maxwell Award National Player of the Week, the Walter Camp National Offensive Player of the Week, the SEC Offensive Player of the Week, one of the Davey O'Brien Award's Great 8, and was named to the Manning Award "Stars of the Week." Earlier this season he was the SEC Freshman of the Week, one of eight quarterbacks named to the Manning Award's "Stars of the Week" and to the Davey O'Brien Award's co-National Quarterback of the Week for Week 10 after throwing for 244 yards and rushing for a career-high 106 yards while being responsible for three TDs in the upset win over No. 10/11 Texas A&M. He tied his career high with 23 completions in just 27 attempts for 307 yards and three TDs and rushed for 53 yards and another score against Wofford, then earned SEC Player of the Week accolades after he willed the Gamecocks to a 17-14 win over Clemson.

SELL HIGH: LaNorris Sellers established career bests with 22 carries against ODU, with 166 yards rushing at Clemson; with 23 completions at Alabama and vs. Wofford; and with 353 yards passing and five TD passes against Missouri. He became the first Gamecock QB to rush for 100 yards against an SEC opponent since Corey Jenkins went for 101 against Georgia in 2002. His 75-yard TD run against LSU was the longest by a South Carolina quarterback in school history.

ELITE COMPANY: With five touchdown passes against Missouri, **LaNorris Sellers** joined an elite group of Carolina quarterbacks who have accomplished that feat. Spencer Rattler owns the school record with six TD passes in a game, while Tommy Suggs, Jeff Grantz, Steve Taneyhill (twice), Syvelle Newton, Dylan Thompson and Jake Bentley each have thrown five in a game.

ONE OF ONE: LaNorris Sellers was the only Power-4 quarterback to rush and pass for over 150 yards in a game this season. He rushed 16 times for 166 yards and two touchdowns and completed 13-of-21 passes for 164 yards in the regular season finale at Clemson.

QB2: When LaNorris Sellers was sidelined with an ankle injury, redshirt senior **Robby Ashford** was inserted into the lineup for the second half of the LSU contest and as a starter versus Akron. In his first start for the Gamecocks against the Zips, the former Oregon and Auburn signal-caller responded with 376 yards of total offense and three touchdowns, rushing 16 times for 133 yards and a score and completing 15-of-21 passes for 243 yards and two TDs. For the season, Ashford appeared in eight games, completing 23-of-32 passes (71.9 pct.) for 324 yards and two touchdowns and was the team's third-leading rusher with 41 carries for 227 yards and two scores. Ashford has entered the transfer portal but will remain with the team through the bowl game.

QB2 CAN RUN: Robby Ashford rushed for a career-high 133 yards in the win over Akron. It was the most rushing yards for a Gamecock quarterback since Ronnie "Sunshine" Bass of "Remember the Titans" fame rambled for 211 against North Carolina in 1974. **LaNorris Sellers** later surpassed that at Clemson with a 166-yard effort. Here are the top single-game rushing marks by a Gamecock quarterback:

Quarterback	Opponent	Date	Yards
Jeff Grantz	Ohio	10/20/73	260
Ronnie Bass	North Carolina	10/26/74	211
Jeff Grantz	Clemson	11/24/73	185
LaNorris Sellers	Clemson	11/30/24	166
Harold Mauney	Clemson	10/19/33	147
Robby Ashford	Akron	09/21/24	133

ROCKET FUEL: Raheim "Rocket" Sanders, a 6-0, 230-pound senior transfer from Arkansas, was a first-team All-SEC selection in 2022 after rushing for 1,443 yards and 10 touchdowns as a Razorback. To put that in perspective, the Gamecocks rushed for 1,021 yards as a team in 2023. Rocket had an injury-plagued 2023 season and transferred to Carolina in the spring where he focused on getting healthy. His hard work and perseverance paid off handsomely, as he leads the team with 183 carries for 881 yards, averaging 4.8 yards per carry, with a team-high 11 rushing touchdowns. He has added 27 receptions, third on the team, for 316 yards and two TDs. His performance earned second-team All-SEC honors and he was tabbed one of three players in the country to earn Comeback Player of the Year recognition.

ROCKET LAUNCH: Raheim Sanders logged 142 yards and two scores through the first two games, but broke loose against LSU, rushing 19 times for 143 yards and two scores, including a 66-yard TD run. He suffered an ankle injury after just one carry against Akron and was limited to just eight carries against Ole Miss. Over the past five weeks he



Career Start Chart

Player	'19	'20	'21	'22	'23	'24	All
Vershon Lee	-	1	9	7	10	12	39
Nick Emmanwori	-	-	-	12	11	12	35
DQ Smith	-	-	-	11	11	11	33
Jakai Moore	2	6	3	8	9	0	28
Tonka Hemingway	-	3	0	9	5	10	27
Debo Williams	-	DE	0	2	12	12	26
O'Donnell Fortune	-	RS	0	2	10	12	24
Jalon Kilgore	-	-	-	-	11	10	21
Alex Huntley	-	RS	0	3	11	5	19
T.J. Sanders	-	-	RS	0	7	8	15
Judge Collier	-	-	-	-	2	12	14
Joshua Simon	WK	WK	WK	WK	4	10	14
Cason Henry	-	-	-	RS	1	12	13
Kamaar Bell	AU	AU	FAU	FAU	FAU	12	12
Nyck Harbor	-	-	-	-	5	7	12
Kyle Kennard	-	GT	GT	GT	GT	12	12
Torricelli Simpkins	-	NCC	NCC	NCC	NCC	12	12
Raheim Sanders	-	-	AR	AR	AR	11	11
LaNorris Sellers	-	-	-	-	RS	11	11
Josiah Thompson	-	-	-	-	-	11	11
Tree Babalade	-	-	-	-	9	1	10
Gilber Edmond	-	0	0	10	-	0	10
Dylan Stewart	-	-	-	-	-	10	10
Luke Doty	-	2	4	0	2	1	9
Demetrius Knight Jr.	GT	GT	GT	GT	C	9	9
Gage Larvadain	-	-	SEL	SEL	M	9	9
Bam Martin-Scott	JC	JC	RS	0	3	6	9
Trovon Baugh	-	-	-	-	8	0	8
David Spaulding	RS	GSO	5	2	0	0	7
Michael Smith	-	-	-	-	-	6	6
Bryan Thomas Jr.	-	-	-	0	6	0	6
Mohamed Kaba	RS	3	0	2	0	0	5
Juju McDowell	-	-	2	2	1	0	5
Mazeo Bennett Jr.	-	-	-	-	-	4	4
Vandrevius Jacobs	-	-	-	-	FS	4	4
Jared Brown	-	-	CC	CC	CC	3	3
Dalevon Campbell	I	I	I	N	N	3	3
Oscar Adaway III	NT	NT	NT	NT	NT	1	1
Robby Ashford	-	O	O	AU	AU	1	1
Nick Barrett	-	-	0	0	1	0	1
Elijah Davis	-	-	JC	JC	1	0	1
Jatius Geer	-	-	S	S	0	1	1
Brady Hunt	-	-	BS	BS	BS	1	1
DeAndre Jules	P	P	P	P	P	1	1
Peyton Williams	-	-	-	RS	0	1	1

Note: South Carolina Starts Only

RS-Redshirt	GT-Georgia Tech
JC-Junior College	I-Illinois
AR-Arkansas	M-Miami (Ohio)
AU-Auburn	N-Nevada
BS-Ball State	NCC-North Carolina Central
C-Charlotte	NT-North Texas
CC-Coastal Carolina	O-Oregon
DE-Delaware	P-Pittsburgh
FAU-Florida Atlantic	S-Syracuse
FS-Florida State	SEL-Southeastern Louisiana
GSO-Georgia Southern	WK-Western Kentucky

looks like the Rocket of old, rushing 20 times for a season-best 144 yards and two scores, including a 52-yard scamper against Texas A&M, then going for 126 yards and two touchdowns on just 15 carries at Vanderbilt, earning SEC co-Offensive Player of the Week honors. He carried 19 times for just 53 yards against Missouri but added three receptions for 21 yards, including the game-winning 15-yard catch and run in the final seconds. He rushed for 72 yards and a score and added five catches for 39 yards against Wofford, then had 108 combined rushing and receiving yards at Clemson.

FINDING PAYDIRT: Raheim Sanders has found the end zone seven times in the last five games and has 13 touchdowns on the year. With 11 rushing TDs, His 11 rushing touchdowns is tied for the seventh-best single-season mark in school history. Sanders' 13 TDs overall are tied for fifth in school history, one behind George Rogers' 14 in his Heisman Trophy year of 1980.

ADAWAY OSCAR: Backup running back Oscar Adaway III proved to be a nice addition to the Carolina backfield as well. Adaway, who spent five seasons at North Texas before transferring to South Carolina for the 2024 campaign, had 63 carries, the third-highest total on the team, for 226 yards and a pair of scores. He added eight receptions for 108 yards.

LEADERS OF THE PACK: South Carolina boasts a pair of wide receivers who led their team in receiving yards a year ago. Dalevon Campbell caught 31 passes for 594 yards for Nevada, while Gage Larvadain was Miami (Ohio)'s top receiver with 42 receptions for 679 yards and six scores. In addition, Jared Brown, who had better numbers than both Campbell and Larvadain, was Coastal Carolina's second-leading receiver with 58 catches for 740 yards and four TDs.

AND THE YOUNGEST SHALL LEAD THEM: True freshman Mazeo Bennett Jr. has been the top wideout for the Gamecocks this season. Bennett Jr. has 28 catches for 324 yards with three touchdowns, all top marks among the wide receivers.

CAMPBELL COMES ALIVE: Nevada transfer Dalevon Campbell has seemingly come out of nowhere late in the season. After catching just four passes for 46 yards over the first nine games, Campbell logged seven receptions for 206 yards against Missouri and Wofford, including a five-catch, 120-yard performance against the Terriers. He averaged 22.9 yards on 11 receptions.

NOT PLAYING FAVORITES: Nineteen Gamecocks have at least one catch with 10 players having at least eight receptions. Eight of the top 10 receivers were not on the squad a year ago.

TWO-SPORT STAR: Gamecocks wide receiver Nyck Harbor is one of the fastest players in college football. The two-sport star posted a 20.87 clocking in the 200 meters and 6.73 in the 60 meters during the indoor season. He earned All-America honors during the outdoor season after logging personal bests of 10.11 in the 100m and 20.30 in the 200. Harbor is becoming more of a factor in the offense. After collecting just 11 receptions for 104 yards and one score over the first eight games, he has 11 catches for 201 yards and two TDs over the last four games. He is fourth on the squad with 22 catches for 315 yards and three scores.

SIMON SEZ: Sixth-year tight end Joshua Simon is the Gamecocks' top receiver with 34 receptions, 450 receiving yards and six receiving touchdowns. He has become an integral part of the offense, hauling in 28 passes for 347 yards and five TDs over his last seven games, including a four-catch, 132-yard, 2-TD effort against Texas A&M. He scored a touchdown in four-straight contests before sitting out the Wofford game with an injury.

THE FEW, THE PROUD, THE TIGHT ENDS: Josh Simon is just one of four tight ends in the country that leads his team in receptions, receiving yards and touchdown catches. The others are Tyler Warren (Penn State), Harold Fannin Jr. (Bowling Green), and Tanner Koziol (Ball State).

EXPERIENCED O-LINE: South Carolina's offensive line entered the 2024 season with a combined 149 career collegiate starts, the sixth-highest total in Division I. The Gamecocks' offensive line's 220 combined games played ranked 11th in the country heading into the 2024 campaign.

SAME LINE, DIFFERENT DAY: The Gamecocks have started the same offensive line in 11 of 12 games this season, with Josiah Thompson, Kamaar Bell, Vershon Lee, Torricelli Simpkins III and Cason Henry working from left to right. That is a complete 180 from last year when Carolina started nine different front fives in the first nine games. Thompson was injured and did not play against Missouri, so Tree Babalade stepped in a left tackle, a position he manned for the final nine games of the 2023 season.

CAN'T TOUCH THIS: After allowing 32 sacks through the season's first seven games and ranking 132nd in the country in sacks allowed, the Gamecocks have allowed just seven sacks over the last five games.

SIMPKINS STEPS UP: Torricelli Simpkins III was recognized as the SEC Offensive Lineman of the Week and the Outland Trophy National Player of the Week versus Texas A&M. He graded out at 88 percent with six pancakes and three knockdowns. He followed that up at Vanderbilt with a 93 percent grade highlighted by 11 knockdowns and eight pancakes, earning SEC co-Offensive Lineman of the Week accolades. He earned third-team All-SEC honors from the league's 16 coaches,

Defense

FLEX-NICKEL: Fourth-year defensive coordinator Clayton White uses a "Flex-Nickel" defense, which allows the Gamecocks to mix a four-man and a three-man front, with five defensive backs on the field. White brought back eight returning starters, led by all-SEC linebacker Debo Williams, a trio of defensive tackles in Alex Huntley, Tonka Hemingway and T.J. Sanders, and safety Nick Emmanwori. He added a pair of Edge rushers in Kyle Kennard, who had an All-America season, and Dylan Stewart, who is a candidate for National Freshman of the Year. With depth at all three levels, White has built this defense into the best in Columbia in years.

BROYLES CANDIDATE: Defensive coordinator Clayton White was nominated for the Frank Broyles Award for the fifth time in his career in 2024 and for the second time at South Carolina. He was named a semifinalist for the first time in 2024.



HOT AND READY: Carolina linebacker **Debo Williams** talks about getting “doughnuts” or shutting out an opponent. The Gamecocks have been close on four occasions, holding Kentucky (6), Akron (7), Oklahoma (9) and Vanderbilt (7) to under 10 points. The last time Carolina accomplished that feat that was in 2004. They held just five opponents to single digits from 2019-23 combined.

DEFENSE AMONG THE NATION'S BEST: The Gamecocks rank among the nation's top-25 in nearly every defensive statistical category including scoring defense (14th), rush defense (13th), pass efficiency defense (21st), total defense (15th), turnovers gained (16th), sacks (3rd) tackles for loss (19th), fumbles recovered (22nd), opponents third down pct (25th) and opponents fourth down pct. (4th).

COMING TO A BACKFIELD NEAR YOU: Buoyed by a school-record nine sacks against Oklahoma, the Gamecocks have 40 sacks, third in the country behind only Ole Miss (52) and Boise State (51). The Gamecocks recorded just 21 sacks in 12 games in 2023, ranking 101st in the country. They are three shy of the school record of 43 sacks in a season, set in 2012. The only other time they reached 40 sacks was in 2010 when they recorded 41. The Gamecocks have set a school record with 312 yards in sacks, one of only three schools in the country with more than 300 yards. The Gamecocks are also 19th in the country with 84 tackles for loss, averaging 7.0 tackles for loss per game.

HEY TURN ME OVER: The Carolina defense has been opportunistic under the Beamer/White regime. The Gamecocks have forced 22 turnovers this season, including a single-game high of four against both ODU and Oklahoma. They have forced multiple turnovers in seven games this season. The Gamecocks have forced 86 turnovers over the past four seasons, tops in the SEC during that span.

SEC TURNOVERS FORCED SINCE 2021

TEAM	2021	2022	2023	2024	TOTAL
South Carolina	24	23	17	22	86
Alabama	22	17	19	27	85
Ole Miss	20	20	18	22	80
Georgia	21	19	17	19	76
Tennessee	16	22	18	20	76
Missouri	16	18	19	16	69
Florida	12	24	7	22	65
Arkansas	17	18	17	13	65
Kentucky	12	17	18	16	63
Mississippi State	16	23	12	12	63
Vanderbilt	16	17	16	14	63
Texas A&M	15	16	13	17	61
LSU	13	20	14	13	60
Auburn	12	13	18	13	56

PUNCH IT OUT: The Gamecocks have forced 18 fumbles this season, including six at Oklahoma, recovering eight. **Kyle Kennard** and **Dylan Stewart** have each forced three and three other players have a pair each. The 18 forced fumbles match the high-water mark since at least 1990, set in 2018 and tied in 2000. The Gamecocks forced just eight fumbles during the entire 2023 season.

THE ALL-AMERICAN: **Kyle Kennard** leads the SEC with 11.5 sacks and with 15.5 tackles for loss. He ranks sixth in the country in sacks and is tied for 12th in tackles for loss. He ranks second on Carolina's single-season top-10 sacks list, 1.5 sacks shy of Jadeveon Clowney's school record of 13.0, and fourth in single-season tackles for loss.

SOUTH CAROLINA SINGLE-SEASON SACKS

1. Jadeveon Clowney (2012).....13.0
2. **Kyle Kennard (2024)**.....**11.5**
3. Andrew Provence (1982).....10.0
- Melvin Ingram (2011).....10.0

SOUTH CAROLINA SINGLE-SEASON TFLS

1. Jadeveon Clowney (2012).....23.5
2. Eric Norwood (2007).....19.5
3. Rickey Hagood (1983).....16.0
4. **Kyle Kennard (2024)**.....**15.5**

SACK ATTACK: With **Kyle Kennard** leading the way, the Gamecocks have recorded 40 sacks which ranks second in the SEC and third in the country. Kennard is ninth among active FBS players with 24.0 career sacks.

SACKS

	2024	CAREER
Kyle Kennard	11.5	24.0
Tonka Hemingway	4.0	9.5
T.J. Sanders	4.0	9.5
Dylan Stewart	6.5	6.5
Jatius Geer	1.0	4.5
Demetrius Knight Jr.	2.0	4.5
Bam Martin-Scott	2.5	4.5
Bryan Thomas Jr.	3.5	4.5
Gilber Edmond	1.0	4.0
Alex Huntley	1.0	4.0
DeAndre Jules	0.0	3.5
Debo Williams	0.5	3.0
DQ Smith	0.0	1.5
Rondarius Porter	1.0	1.0
Vicari Swain	1.0	1.0
Desmond Umeozulu	0.5	0.5

HE'S JUST A FRESHMAN: **Dylan Stewart** has made an immediate impact. The true freshman is a two-time Shaun Alexander Freshman of the Year Player of the Week recipient (ODU and Texas A&M) and was the SEC co-Defensive Lineman of the Week for his efforts versus Old Dominion. He has 9.5 tackles for loss including 6.5 sacks and four QB hurries. He has added three forced fumbles and a fumble recovery. His 6.5 sacks rank third among all FBS freshmen. Jadeveon Clowney owns the South Carolina freshman records with 8.0 sacks and 12.0 tackles for loss.

THEY'RE PRETTY GOOD, TOO: The trio of defensive tackles in **T.J. Sanders**, **Alex Huntley** and **Tonka Hemingway** have put together excellent seasons. The threesome has combined for 13.0 tackles for loss and 9.0 sacks and are a big reason why Carolina is allowing just 106.3 rushing yards per game, 13th in the nation, and 2.9 yards per rush, seventh in the country.

THE NEIGHBORHOOD BULLY: Linebacker **Debo Williams** earned first-team All-SEC honors and was tabbed the Joe Morrison MVP for the defense in 2023 after he tallied a team-leading 113 tackles, the third-highest total in the SEC and the most by a Gamecock since Jonathan Martin in 2002. He is fourth on the squad with 59 tackles, including 37 solo stops and 4.5 tackles for loss.

ONE-TWO PUNCH: **Bam Martin-Scott** and **Demetrius Knight Jr.** have been splitting time at the MIKE linebacker position. Knight Jr. is second on the team with 75 tackles, while Martin-Scott is tied for third with 65 stops. They have combined for 16.0 tackles for loss, 4.5 sacks, four forced fumbles, three pass breakups, an interception and a fumble recovery.

NICK AT NIGHT: **Nick Emmanwori** is a first-team All-American according to the AP and Sporting News. The junior safety is tied for second in the SEC and tied for 18th in the country with four interceptions and is one of three players in the country with a pair of pick-sixes - at Kentucky and at Oklahoma. He is the Gamecocks' leading tackler with 83 stops including 54 solo tackles. Emmanwori was named a quarterfinalist for the Lott IMPACT Award and a 15 semifinalist for the Jim Thorpe Award. He was the SEC co-Defensive Player of the Week and the Reese's Senior Bowl co-Defensive Player of the Week for his efforts at Oklahoma after logging 11 tackles and a pair of interceptions.

MORE FROM KILGORE: Sophomore Nickel **Jalon Kilgore** is also tied for second in the SEC and tied for 18th in the country with four interceptions. A Freshman All-American a season ago, Kilgore has also been credited with five pass breakups and is sixth on the squad with 46 tackles.

PICK THIS: The Gamecocks have 13 interceptions this season, tied for 27th in the country. Here are the interception numbers:

INTERCEPTIONS	2024	CAREER
O'Donnell Fortune	3	7
Nick Emmanwori	4	6
Jalon Kilgore	4	5
DQ Smith	1	4
David Spaulding	0	4
Demetrius Knight Jr.	1	4
Nick Barrett	0	1
Kyle Kennard	0	1
Bam Martin-Scott	0	1

2024 Carolina Rankings

Category	Avg./No.	SEC	NCAA
Scoring Offense	31.6	6	41
Rushing Offense	188.9	3	34
Passing Offense	220.3	10	74
Passing Efficiency	154.43	3	17
Total Offense	409.3	9	48
Scoring Defense	17.8	5	14
Rushing Defense	106.3	4	13
Passing Defense	206.9	7	47
Pass Eff. Defense	114.21	4	21
Total Defense	313.3	3	15
Kickoff Returns	18.87	14	90
Opp. Kickoff Returns	16.70	3	18
Punt Returns	6.94	10	80
Opp. Punt Returns	3.50	3	7
Net Punting	43.39	4	7
Fumbles Recovered	9	7	22
Fumbles Lost	13	14	130
Passes Intercepted	13	3	27
Passes Had Intercepted	7	5	29
Turnovers Gained	22	3	17
Turnovers Lost	20	11	97
Turnover Margin	0.17	9	54
Sacks	3.33	2	3
Sacks Allowed	3.25	15	122
Tackles for Loss	7.0	6	19
Tackles for Loss Allowed	7.58	15	124
3rd Down Percentage	.420	9	83
Opp. 3rd Down Pct.	.333	7	25
4th Down Percentage	.500	11	79
Opp. 4th Down Pct.	.318	2	4
Penalties/Game	6.75	10	100
Penalty Yards/Game	58.25	10	94
Time of Possession	31:08	4	36



Preseason Accolades

Dalevon Campbell

Earl Campbell Tyler Rose Watch List

Nick Emmanwori

2nd team All-SEC (Phil Steele)
2nd team All-SEC (Athlon)
2nd team All-SEC (College Football Network)
3rd team All-SEC (SEC Media)
3rd team All-SEC (Coaches)
Lott IMPACT Award Watch List

Tonka Hemingway

2nd team All-SEC (Athlon)
2nd team All-SEC (College Football Network)
3rd team All-SEC (SEC Media)
3rd team All-SEC (Coaches)
4th team All-SEC (Phil Steele)
Bednarik Award Watch List
William V. Campbell Trophy Semifinalist

Brady Hunt

Comeback Player of the Year Watch List

Alex Huntley

AFC A Good Works Team Nominee
Wuerffel Trophy Watch List
Witten Collegiate Man of the Year Watch List

Kyle Kennard

Bednarik Award Watch List
Lombardi Award Watch List

Demetrius Knight Jr.

Butkus Award Watch List

Kai Kroeger

2nd team All-SEC (Phil Steele)
4th team All-SEC (Athlon)
Ray Guy Award Watch List

Vershon Lee

4th team All-SEC (Athlon)
Rimington Trophy Watch List

Hunter Rogers

2nd team All-America (Phil Steele)
1st team All-SEC (Coaches)
1st team All-SEC (Phil Steele)
2nd team All-SEC (SEC Media)
Patrick Mannely Award Watch List
Burlsworth Trophy Nominee

Raheim Sanders

2nd team All-SEC (SEC Media)
2nd team All-SEC (Coaches)
2nd team All-SEC (Phil Steele)
2nd team All-SEC (College Football Network)
3rd team All-SEC (Athlon)
Maxwell Award Watch List
Comeback Player of the Year Watch List
Doak Walker Award Watch List

T.J. Sanders

H.M. All-SEC (College Football Network)

LaNorris Sellers

Shaun Alexander Freshman Watch List

Dylan Stewart

Freshman All-America (On3.com)
Shaun Alexander Freshman Watch List

Josiah Thompson

Freshman All-America (ESPN.com)
Freshman All-America (On3.com)
Freshman All-America (247Sports.com)

Debo Williams

2nd team All-SEC (SEC Media)
2nd team All-SEC (Coaches)
2nd team All-SEC (Phil Steele)
2nd team All-SEC (Athlon)
2nd team All-SEC (College Football Network)
Bronko Nagurski Trophy Watch List
Butkus Award Watch List

Special Teams

BEAMER BALL 2.0: "Beamer Ball" is alive and well. The Gamecocks became known for their outstanding special teams over the past three seasons under Pete Lembo. Veteran NFL special teams savant **Joe DeCamillis** took over this season. The son-in-law of former Gamecock Great Dan Reeves, Joe-D is blessed to have two All-Americans - punter **Kai Kroeger** and long snapper **Hunter Rogers**.

BLOCK THAT KICK: The Gamecocks have been among the leaders in blocked kicks since 2021, topping the Southeastern Conference with 16 during that time, including a pair this season.

HIP, HIP HERRERA: Alex Herrera has converted 14-of-19 field goal attempts, including six of his last seven, with a long of 46 yards and all 43 extra point tries. He was recognized as the SEC co-Special Teams Player of the Week for his 3-for-3 field goal performance against Texas A&M.

ALMOST AUTOMATIC: Dating back to 2021, the South Carolina kickers have converted 53-of-61 field goal attempts (86.9 pct.), the best mark in the SEC during that four-year span.

FIELD GOAL PERCENTAGE

TEAM	2021	2022	2023	2024	TOTAL	PCT.
S. Carolina	16-17	11-11	12-14	14-19	53-61	.869
Alabama	23-29	22-26	22-25	6-8	73-88	.830
Georgia	21-26	27-32	21-25	20-22	89-105	.848
Ole Miss	15-20	15-17	19-24	23-28	72-89	.809
LSU	15-18	10-14	12-15	22-27	59-74	.797
Kentucky	10-13	16-24	10-11	15-16	51-64	.797
Missouri	23-25	22-28	24-30	22-32	91-115	.791
Arkansas	20-24	13-16	20-24	14-21	67-85	.788
Tennessee	12-16	16-20	19-24	19-25	66-85	.776
Texas A&M	22-28	14-20	26-35	19-22	81-105	.771
Florida	10-15	14-21	18-24	14-17	56-77	.727
Auburn	19-27	18-24	13-13	12-22	62-86	.721
Vanderbilt	14-19	7-12	7-10	18-21	46-62	.710
Miss State	14-25	12-17	17-23	10-12	53-77	.688

HE'S MADE A CAREER OF IT: Kai Kroeger has been South Carolina's punter for five seasons. The Ray Guy semifinalist and a second-team All-American has a school-record 263 career punts for 11,718 yards (both second among current D-I punters), an average of 44.6-yards per punt, second in school history and ninth among active D-1 punters. 66 of his punts have traveled 50+ yards, 100 have been marked inside the 20 with just 19 touchbacks.

CAREER PUNTING AVERAGE (Min. 75 Punts)

1. Joseph Charlton 45.5 (171 for 7,786)
2. **Kai Kroeger** **44.6 (263 for 11,718)**

CAREER PUNTS

1. **Kai Kroeger (2020-24)** **263**
2. Chris Norman (1980-83) 261

CAREER PUNTING YARDS

1. **Kai Kroeger (2020-24)** **11,718**
2. Chris Norman (1980-83) 10,677

IN THE SEC RECORD BOOKS: Buoyed by a fifth year of eligibility, **Kai Kroeger** ranks second on the SEC's list for career punt yards and fifth in number of punts. His career 44.6-yard average ranks in a tie for 12th in the SEC record books.

SEC CAREER PUNTS

1. Blake McAdams, Miss. State (2005-08) 293
2. Jim Arnold, Vanderbilt (1979-82) 277
3. Bill Marinangel, Vanderbilt (1993-96) 272
4. Jim Miller, Ole Miss (1976-79) 266
5. **Kai Kroeger, South Carolina (2020-24)** **263**

SEC CAREER PUNTING YARDS

1. Jim Arnold, Vanderbilt (1979-82) 12,171
2. **Kai Kroeger, South Carolina (2020-24)** **11,718**
3. Blake McAdams, Miss. State (2005-08) 11,562
4. Jim Miller, Ole Miss (1976-79) 11,549
5. Bill Marinangel, Vanderbilt (1993-96) 11,336

KAI IS SKY HIGH: Kai Kroeger is second in the SEC and ranks third in the nation, posting a 47.6-yard punting average. He earned SEC Special Teams Player of the Week honors twice this season - at Kentucky and at Clemson, and six times in his career. He has also been selected to "Ray's 8" twice this season. He boomed a season-best 75-yard punt against Akron, tying for the sixth-longest punt in FBS in 2024. He owns four 70-plus yard punts. 18 of his 45 punts this season have traveled 50+ yards.

A PASSING FANCY: Kai Kroeger is 7-for-9 passing for 205 yards and three touchdowns during his career with a gaudy 379.1 career QB rating.

OH SNAP: Hunter Rogers handles all long snapping duties. He was a second-team All-SEC performer in 2022 and a first-teamer in 2023. He was a preseason first-team All-SEC pick by the coaches in 2024 and is a candidate for All-America honors. He is a semifinalist for the Patrick Mannely Award which goes to the nation's top long snapper.

Tracking the 2024 Opponents

Opponent (Date vs. SC)	2024	Last Game	Post-Season
Old Dominion (8/31)	5-7	W, 40-32 at Arkansas State	Season Complete
Kentucky (9/7)	4-8	L, 41-14 vs Louisville	Season Complete
LSU (9/14)	8-4	W, 37-17 vs Oklahoma	vs Baylor (Dec. 31)
Akron (9/21)	4-8	W, 21-14 vs Toledo	Season Complete
Ole Miss (10/5)	9-3	W, 26-14 vs Mississippi State	vs Duke (Jan 2)
Alabama (10/12)	9-3	W, 28-14 vs Auburn	vs Michigan (Dec. 31)
Oklahoma (10/19)	6-6	L, 37-17 at LSU	vs Navy (Dec. 27)
Texas A&M (11/2)	8-4	L, 17-7 vs Texas	vs Southern Cal (Dec. 27)
Vanderbilt (11/9)	6-6	L, 36-23 vs Tennessee	vs Georgia Tech (Dec. 27)
Missouri (11/16)	9-3	W, 28-21 vs Arkansas	vs Iowa (Dec. 30)
Wofford (11/23)	5-7	L, 56-12 at South Carolina	Season Complete
Clemson (11/30)	10-3	W, 34-31 vs SMU	vs Texas (Dec. 21)



Miscellaneous

A LITTLE HISTORY: 2024 marks the 131st season of intercollegiate football at the University of South Carolina, dating back to 1892. It is the 118th-consecutive year in which South Carolina has competed on the gridiron. The University did not field a team in either 1893 or 1906. They have played 1,302 games in school history. Carolina owns an all-time record of 643-616-44, a .510 winning percentage. Since the start of the 21st century, the Gamecocks are 177-134, a .569 winning clip. In four seasons under Coach Beamer, the Gamecocks are 29-21, a .580 winning percentage.

SEC, SEC: The 2024 season is South Carolina's 33rd year in the Southeastern Conference. South Carolina and Arkansas joined the SEC prior to the 1992 campaign. The Gamecocks earned the SEC Eastern Division title in the 2010 season. The Gamecocks are 114-151-1 (.430) all-time in SEC regular season play but posted a 42-38 (.525) record in conference action from 2010-19. Under Coach Beamer, the Gamecocks are 15-17 in SEC play, a .469 winning clip.

YOU'RE NOT WORTHY: The Gamecocks are 46-15 in their last 61 non-conference games, a .754 winning clip, with eight of the 15 losses in that stretch coming against Clemson. The Gamecocks are 4-0 in non-conference play this season with wins over Old Dominion, Akron, Wofford and Clemson.

CAPTAIN, MY CAPTAIN: The Gamecocks vote on permanent team captains following the regular season. This year, a school record seven captains were selected. A group portrait of the seven will be permanently displayed in the Hall of Captains at Williams-Brice Stadium. The 2024 Rex Enright Captains are **Nick Emmanwori, Alex Huntley, Demetrius Knight Jr., Vershon Lee, LaNorris Sellers, Torricelli Simpkins III and Debo Williams**. Huntley and Williams were also team captains in 2023, while Sellers is the first freshman to earn that distinction in school history.

FRESH FACES: The Gamecocks started two true freshmen in the season opener, both on the offensive side of the ball, with left tackle **Josiah Thompson** and tight end **Michael Smith** earning the starting nod. They are the first true freshmen to start a season opener for the Gamecocks since 2019. Here is the list of true freshmen first-game starters since 2009:

2009	Stephon Gilmore
2010	Marcus Lattimore
2011	Jadeveon Clowney
2014	Bryson Allen-Williams
2014	Al Harris
2016	Bryan Edwards
2018	Jaycee Horn
2019	John Dixon
2019	Jammie Robinson
2024	Josiah Thompson
2024	Michael Smith

THE DANDY DOZEN: Twelve players have been on the Gamecocks' roster since head coach Shane Beamer's arrival in Columbia in December of 2020. The dozen includes **Luke Doty, Bradley Dunn, O'Donnell Fortune, Tonka Hemingway, Alex Herrera, Alex Huntley, Mohamed Kaba, Kai Kroeger, Vershon Lee, Payton Mangrum, Jakai Moore and Hunter Rogers**.

JUST CAN'T GET ENOUGH: Eleven Gamecocks began their collegiate careers in 2019. **Oscar Adaway III, Kamaar Bell, Davis Beville, Dalevon Campbell, Alex Herrera, DeAndre Jules, Demetrius Knight Jr., Bam Martin-Scott, Jakai Moore, Joshua Simon and David Spaulding** all were 2019 high school graduates. Herrera and Moore are the only ones who began their college careers in Columbia.

UTILIZING THE PORTAL: The Gamecocks' roster features 20 players who were on other team's rosters last fall. Of the 20 transfers, 10 are coming from Power-5 conferences, including five from the ACC, three from the SEC and two from the Big 12.

NEXT LEVEL COACHING EXPERIENCE: Six of the Gamecocks 10 assistant coaches have coaching experience in the NFL. Those who have earned their stripes with NFL teams include **Joe DeCamillis, Mike Furrey, Torrian Gray, Mike Shula, Sterling Lucas and Lonnie Teasley**.

FREAKING OUT: In 20 years of Bruce Feldman's annual Freaks List, sophomore wide receiver **Nyck Harbor** is the first back-to-back No. 1 player. According to Feldman, Harbor, who is listed at 6-5 and 235 pounds and has posted times of 10.11 in the 100m and 20.20 in the 200m, "looks like a video game creation, which was backed up by EA Sports giving him the rare 99 speed and 99 acceleration rating." Harbor wasn't the only Gamecock to make Feldman's 2024 list. Junior safety **Nick Emmanwori** checks in at No. 11. At 6-3 and 227 pounds, Emmanwori broad-jumped 11-4, vertical-jumped 42 inches, did 24 reps of 225 pounds on the bench press and squatted 565 pounds.

BROTHERLY LOVE: The Gamecocks have two sets of brothers on their roster, all four of whom play on defense. **Jalon Kilgore** was a Freshman All-American in 2023, while his older brother, **Gerald Kilgore**, joined the team in the spring after two seasons at Tennessee Tech. Both play in the secondary. Linebacker **Ronnie Porter**, who was placed on scholarship during fall camp, begins

2024 In-Season Award Winners

Kyle Kennard	SEC co-Defensive Lineman of the Week	vs Old Dominion (Aug. 31)
Dylan Stewart	SEC co-Defensive Lineman of the Week	vs Old Dominion (Aug. 31)
Dylan Stewart	Shaun Alexander National Freshman of the Week	vs Old Dominion (Aug. 31)
Dylan Stewart	247Sports True Freshman of the Week	vs Old Dominion (Aug. 31)
Nick Emmanwori	SEC Defensive Player of the Week	at Kentucky (Sept. 7)
Kai Kroeger	SEC Special Teams Player of the Week	at Kentucky (Sept. 7)
Kai Kroeger	Ray Guy Award's "Ray's 8"	vs Akron (Sept. 21)
Kyle Kennard	College Football Network Defensive Player of the Week	at Alabama (Oct. 12)
Colin Bryant	College Football Network Midseason Second-Team All-American (Special Teams)	
Kyle Kennard	College Football Network Midseason Third-Team All-American (EDGE)	
Kyle Kennard	ESPN Midseason Report - Nation's 14th-Best Player	
Kyle Kennard	Sporting News Midseason All-American	
Kyle Kennard	SI.com Midseason First-Team All-American	
Kai Kroeger	SI.com Midseason Second-Team All-American	
Nick Emmanwori	SI.com Midseason Honorable Mention All-American	
Nick Emmanwori	Lott IMPACT Award Quarterfinalist	
Nick Emmanwori	SEC co-Defensive Player of the Week	at Oklahoma (Oct. 19)
Tonka Hemingway	SEC co-Defensive Lineman of the Week	at Oklahoma (Oct. 19)
Kai Kroeger	Ray Guy Award's "Ray's 8"	at Oklahoma (Oct. 19)
Nick Emmanwori	Reese's Senior Bowl co-Defensive Player of the Week	at Oklahoma (Oct. 19)
Nick Emmanwori	Paycom Jim Thorpe Award Semifinalist	
LaNorris Sellers	Davey O'Brien Award's Great 8	vs Texas A&M (Nov. 2)
LaNorris Sellers	Manning Award "Star of Stars"	vs Texas A&M (Nov. 2)
Torricelli Simpkins III	SEC Offensive Lineman of the Week	vs Texas A&M (Nov. 2)
LaNorris Sellers	SEC Freshman of the Week	vs Texas A&M (Nov. 2)
Alex Herrera	SEC co-Special Teams Player of the Week	vs Texas A&M (Nov. 2)
Dylan Stewart	Shaun Alexander National Freshman of the Week	vs Texas A&M (Nov. 2)
LaNorris Sellers	Davey O'Brien co-National Quarterback of the Week	vs Texas A&M (Nov. 2)
Torricelli Simpkins III	Outland Trophy National Player of the Week	vs Texas A&M (Nov. 2)
Shane Beamer	Bobby Dodd National Coach of the Week	vs Texas A&M (Nov. 2)
Dylan Stewart	Shaun Alexander Freshman of the Year Award Semifinalist	
Raheim Sanders	SEC co-Offensive Player of the Week	at Vanderbilt (Nov. 9)
Torricelli Simpkins III	SEC co-Offensive Lineman of the Week	at Vanderbilt (Nov. 9)
LaNorris Sellers	SEC Freshman of the Week	at Vanderbilt (Nov. 9)
Kyle Kennard	Chuck Bednarik Award Semifinalist	
Kyle Kennard	Walter Camp Player of the Year Semifinalist	
Hunter Rogers	Patrick Mannelly Award Semifinalist	
Kai Kroeger	Ray Guy Award Semifinalist	
LaNorris Sellers	SEC Offensive Player of the Week	vs Missouri (Nov. 16)
LaNorris Sellers	Davey O'Brien Award's Great 8	vs Missouri (Nov. 16)
LaNorris Sellers	Manning Award "Star of Stars"	vs Missouri (Nov. 16)
LaNorris Sellers	Walter Camp National Offensive Player of the Week	vs Missouri (Nov. 16)
LaNorris Sellers	Maxwell Football Club National Player of the Week	vs Missouri (Nov. 16)
LaNorris Sellers	SEC co-Offensive Player of the Week	at Clemson (Nov. 30)
Kai Kroeger	SEC co-Special Teams Player of the Week	at Clemson (Nov. 30)



his fourth season in the program. This year he is joined by his younger brother, walk-on **Rondarius Porter**, who plays defensive tackle.

TOTING THE SHEEPSKIN: The Gamecocks had 28 players earn their degrees prior to the start of the 2024 season, the most in the SEC. Eighteen of the 28 own degrees from the University of South Carolina. The list included: **Oscar Adaway III, Kammaar Bell, Davis Beville, Dalevon Campbell, Luke Doty, O'Donnell Fortune, Tonka Hemingway, Alex Herrera, Brady Hunt, Alex Huntley, William Joyce, DeAndre Jules, Mohamed Kaba, Demetrius Knight Jr., Kai Kroeger, Vershon Lee, Buddy Mack III, Payton Mangrum, Bam Martin-Scott, Jakai Moore, Hunter Rogers, Joshua Simon, David Spaulding and Debo Williams.**

JOINING THE LIST: The Gamecocks had 11 players earn their degrees on Dec. 16. Joining the list of graduates were **Robbie Ashford, Lovasea Carroll, Andrew Colasurdo, Gilber Edmond, Monkell Goodwine, Bangally Kamara, Kyle Kennard, Ni Mansell, Cole Rasmussen, T.J. Sanders and Torricelli Simpkins III.**

WORKING OVERTIME: The Gamecocks are 3-4 in games decided in overtime since the rule was added in 1996, the most recent being a double-overtime win at Georgia in 2019, a victory that earned them National Team of the Week honors.

Date	Opponent	Score	OTs
09/27/03	at #8 Tennessee	L, 20-23	1OT
10/27/07	at Tennessee	L, 24-27	1OT
10/26/13	at #5 Missouri	W, 27-24	2OT
11/02/14	vs Tennessee	L, 42-45	1OT
11/15/14	at Florida	W, 23-20	1OT
12/29/16	#25 USF (Birmingham)	L, 39-46	1OT
10/12/19	at #3 Georgia	W, 20-17	2OT

LOOKING AHEAD: The Gamecocks will open the 2025 season in Atlanta at Mercedes-Benz Stadium against Virginia Tech. The conference slate will feature the same opponents as did the 2024 schedule, just at the opposite site.

Aug. 31	vs. Virginia Tech (Atlanta)
Sept. 6	SOUTH CAROLINA STATE
Sept. 13	VANDERBILT
Sept. 20	at Missouri
Sept. 27	KENTUCKY
Oct. 4	Open Date
Oct. 11	at LSU
Oct. 18	OKLAHOMA
Oct. 25	ALABAMA
Nov. 1	at Ole Miss
Nov. 8	Open Date
Nov. 15	at Texas A&M
Nov. 22	COASTAL CAROLINA
Nov. 29	CLEMSON



Kyle Kennard was the first Gamecock to win the Bronko Nagurski Award

2024 Post-Season Award Winners

ALL-AMERICA

Nick Emmanwori	First-Team All-America (AP, Sporting News, Reese's Senior Bowl, College FB Nation)
Kyle Kennard	First-Team All-America (AFCA, Walter Camp, FWAA, SI.com, Reese's Senior Bowl)
Nick Emmanwori	Second-Team All-America (FWAA, SI.com, CBS Sports)
Kyle Kennard	Second-Team All-America (AP, Sporting News, CBS Sports)
Kai Kroeger	Second-Team All-America (FWAA)
T.J. Sanders	Third-Team All-America (College Football Nation)
Kai Kroeger	Honorable Mention All-America (Sports Illustrated, College Football Nation)
Dylan Stewart	Honorable Mention All-America (College Football Nation)
Dylan Stewart	True Freshman All-America (On3.com, 247Sports)
Josiah Thompson	True Freshman All-America (On3.com)

ALL-SEC

Nick Emmanwori	First-Team All-SEC (Coaches, AP, USA TODAY, College Football Nation)
Kyle Kennard	First-Team All-SEC (Coaches, AP, USA TODAY)
Kai Kroeger	First-Team All-SEC (Coaches)
T.J. Sanders	First-Team All-SEC (College Football Nation)
Dylan Stewart	First-Team All-SEC (College Football Nation)
Collin Bryant	Second-Team All-SEC - Special Teams (College Football Nation)
Judge Collier	Second-Team All-SEC (College Football Nation)
Jalon Kilgore	Second-Team All-SEC (College Football Nation)
Kai Kroeger	Second-Team All-SEC (College Football Nation)
Raheim Sanders	Second-Team All-SEC (Coaches, AP, College Football Nation)
T.J. Sanders	Second-Team All-SEC (AP)
Tonka Hemingway	Third-Team All-SEC (College Football Nation)
Kyle Kennard	Third-Team All-SEC (College Football Nation)
LaNorris Sellers	Third-Team All-SEC (Coaches)
Torricelli Simpkins III	Third-Team All-SEC (Coaches, College Football Nation)
O'Donnell Fortune	Honorable Mention All-SEC (College Football Nation)
Demetrius Knight Jr.	Honorable Mention All-SEC (College Football Nation)
Bam Martin-Scott	Honorable Mention All-SEC (College Football Nation)
Josh Simon	Honorable Mention All-SEC (College Football Nation)
LaNorris Sellers	Freshman All-SEC (Coaches)
Dylan Stewart	Freshman All-SEC (Coaches)
Josiah Thompson	Freshman All-SEC (Coaches)
Alex Huntley	SEC Community Service Team

OTHER AWARDS

Shane Beamer	National Coach of the Year Finalist (Eddie Robinson, Bobby Dodd)
Shane Beamer	National Coach of the Year Semifinalist (George Munger)
Shane Beamer	SEC Coach of the Year (AP, USA TODAY, College Football Nation)
Clayton White	Broyles Award Semifinalist
Nick Emmanwori	Safety of the Year (College Football Nation)
Nick Emmanwori	SEC Player of the Year (College Football Nation)
Nick Emmanwori	SEC Defensive Player of the Year (College Football Nation)
Nick Emmanwori	SEC Safety of the Year (College Football Nation)
Nick Emmanwori	Blanchard-Rogers Trophy Finalist
Kyle Kennard	Bronko Nagurski Trophy Winner
Kyle Kennard	Lombardi Award Finalist
Kyle Kennard	Defensive Lineman of the Year (College Football Live)
Kyle Kennard	SEC Defensive Player of the Year (Coaches, AP)
Kyle Kennard	Blanchard-Rogers Trophy Finalist
Raheim Sanders	College Football Comeback Player of the Year Award
T.J. Sanders	SEC Interior Defender of the Year (College Football Nation)
LaNorris Sellers	SEC Freshman of the Year (Coaches)
LaNorris Sellers	Blanchard-Rogers Trophy Finalist
Dylan Stewart	Shaun Alexander Freshman of the Year Finalist
Dylan Stewart	SEC Defensive Newcomer of the Year (College Football Nation)
South Carolina Gamecocks	SEC Defensive Line of the Year (College Football Nation)

COACHES' CHOICE AWARDS

Outstanding Student Athlete	Alex Herrera and Torricelli Simpkins III
Community Service	Tonka Hemingway and Vershon Lee
Strength and Conditioning	Demetrius Knight Jr., Aaron Morton and Debo Williams
Overcoming Adversity	Raheim Sanders and Josh Simon
Offensive Scout Team Award	Emazon Littlejohn and Mac Walters
Defensive Scout Team Award	Rondarius Porter
Special Teams Scout Team Award	Aaron Morton and Larry Scott
Nutrition Award	Demetrius Knight Jr. and Raheim Sanders
Ray Tanner Award	Tonka Hemingway

PLAYERS' CHOICE AWARDS

Most Outstanding Senior	Demetrius Knight Jr.
Most Inspirational Walk-on	Maurice Brown II
Rex Enright Captains Award	Nick Emmanwori, Alex Huntley, Demetrius Knight Jr., Vershon Lee, LaNorris Sellers, Torricelli Simpkins III and Debo Williams
Above All Else Award	Luke Doty
Jim Carlen MVP Special Teams	Kai Kroeger
Steve Spurrier MVP Offense	Raheim Sanders and LaNorris Sellers
Joe Morrison MVP Defense	Nick Emmanwori, Kyle Kennard and Demetrius Knight Jr.
Steve Wadiak Team MVP	LaNorris Sellers



Final CFP Poll

1.	Oregon	13-0
2.	Georgia	11-2
3.	Texas	11-2
4.	Penn State	11-2
5.	Notre Dame	11-1
6.	Ohio State	10-2
7.	Tennessee	10-2
8.	Indiana	11-1
9.	Boise State	12-1
10.	SMU	11-2
11.	Alabama	9-3
12.	Arizona State	11-2
13.	Miami (Fla.)	10-2
14.	Ole Miss	9-3
15.	South Carolina	9-3
16.	Clemson	10-3
17.	BYU	20-2
18.	Iowa State	10-3
19.	Missouri	9-3
20.	Illinois	9-3
21.	Syracuse	9-3
22.	Army	11-1
23.	Colorado	9-3
24.	UNLV	10-3
25.	Memphis	10-2

Carolina Radio Affiliates

Aiken/Augusta	WYBO-FM	92.9
Allendale	WDOG-FM	93.5
Camden	WCAM-AM	1590
Charleston	WTMZ-FM	98.9
Chesterfield	WVSZ-FM	107.3
Columbia	WNKT-FM	107.5
Florence	WFRK-FM	95.3
Gaffney	WZZQ-FM	1500
Gaffney	WZZQ-FM	104.3
Greenville	WROO-FM	104.9
Greenwood	WCZZ-AM	1090
Lake City	WHYM-AM	1260
Myrtle Beach	WSEA-FM	100.3
Newberry	WKDK-AM	1240
Rock Hill/Lancaster	WRHM-FM	107.1
Seneca	WSNW-AM	1150
Seneca	WSNW-FM	94.1
Spartanburg	WSPG-AM	1400
Spartanburg	WSPG-FM	98.3
Sumter	WIBZ-FM	95.5
Union	WBCU-AM	1460
Union	WBCU-FM	103.5

GAMECOCKS+ is a subscription streaming platform featuring content that brings you even closer to the teams, student-athletes and coaches you love.

GAMECOCKS+ features original storytelling content – above and beyond the already high-level video that fans have come to expect and enjoy – including never-before-seen, behind-the-scenes access, exclusive interviews, archival footage showcasing iconic moments, and more!

All Gamecock Club Members have free access to this subscription, and all other subscribers will also receive Gamecock Club membership.

Gamecocks in the NFL

Name	Team	Position
Nate Adkins	Denver Broncos	Tight End
Zack Bailey#	New York Jets	Offensive Line
Jalen Brooks	Dallas Cowboys	Wide Receiver
Jadeveon Clowney	Carolina Panthers	Defensive Line
Dennis Daley#	Jacksonville Jaguars	Offensive Line
Marcellas Dial	New England Patriots	Defensive Back
Rico Dowdle	Dallas Cowboys	Running Back
Kingsley Enagbare	Green Bay Packers	Defensive Line
Nick Gargiulo	Denver Broncos	Offensive Line
Stephon Gilmore	Minnesota Vikings	Defensive Back
Kevin Harris#	New England Patriots	Running Back
Jaycee Horn	Carolina Panthers	Defensive Back
Hayden Hurst	Los Angeles Chargers	Tight End
Ernest Jones	Tennessee Titans	Linebacker
Javon Kinlaw	New York Jets	Defensive Line
Chris Lammons	Indianapolis Colts	Defensive Back
Xavier Legette	Carolina Panthers	Wide Receiver
Dante Miller#	New York Giants	Running Back
Israel Mukuamu	Dallas Cowboys	Defensive Back
Nick Muse	Minnesota Vikings	Tight End
Keisean Nixon	Green Bay Packers	Defensive Back
Zacch Pickens	Chicago Bears	Defensive Line
Adam Prentice	New Orleans Saints	Fullback
Spencer Rattler	New Orleans Saints	Quarterback
Darius Rush#	Kansas City Chiefs	Defensive Back
Deebo Samuel	San Francisco 49ers	Wide Receiver
Cam Smith	Miami Dolphins	Defensive Back
D.J. Wonnum	Carolina Panthers	Defensive Line

#-Practice Squad

2024 December Signing Class

NAME	POS	HT	WT	HOMETOWN (HIGH/LAST SCHOOL)
Anthony Addison	EDGE	6-3	220	Sumter, S.C. (Sumter)
Damola Ajidahun	OL	6-6	300	Duluth, Ga. (Duluth)
Taeshawn Alston	LB	6-3	230	Henderson, N.C. (Vance County)
Malik Clark	WR	6-2	185	Rock Hill, S.C. (Rock Hill)
Lex Cyrus	WR	5-10	175	Harrisburg, Pa. (Susquehanna Township)
Kendall Daniels Jr.	DB	6-4	205	Norfolk, Va. (Maury)
Donovan Darden	LB	6-4	225	Havelock, N.C. (Havelock)
Jaquavious Dodd	EDGE	6-6	240	Taylors, S.C. (Eastside)
Kyler Farrow	LS	6-3	200	Hartland, Wis. (Arrowhead)
Jordon Gidron	WR	6-2	185	Columbia, S.C. (Ridge View)
Zavion Hardy	DL	6-5	285	Macon, Ga. (Howard/East Mississippi CC)
Christopher Hatfield	DB	6-3	195	Ludowici, Ga. (Long County)
AJ Holloway	LB	6-2	235	Buford, Ga. (Buford)
Jaquel Holman	ATH	6-1	205	Blackville, S.C. (Blackville-Hilda)
Christian Ingram	DL	6-6	285	Conyers, Ga. (Newton)
Max Kelley	PK	6-2	210	Gallatin, Tenn. (Gallatin)
Damarcus Leach	DB	6-2	185	Abbeville, S.C. (Abbeville)
Brian Rowe	WR	5-11	170	Concord, N.C. (Jay M. Robinson)
Kobby Sakyi-Prah	EDGE	6-3	230	Roswell, Ga. (Roswell)
Jayden Sellers	WR	6-0	170	Florence, S.C. (South Florence)
Josh Smith	LB	6-1	225	Irmo, S.C. (Dutch Fork)
Shedrick Surratt Jr.	OL	6-4	310	Gaffney, S.C. (Gaffney)
Mike Tyler	TE	6-4	220	Columbia, S.C. (Hammond School)
Caleb Williams	DL	6-6	275	Chesterfield, Va. (Matoaca)
Cutter Woods	QB	6-3	205	Anderson, S.C. (Westside)



ALPHABETICAL ROSTER

No.	Name	POS.	HT	WT	CL	EXP	Hometown (High/Last School)
27	Oscar Adaway III	RB	6-0	223	S-SR	TR	North Little Rock, Ark. (North Little Rock/North Texas)
58	Markee Anderson	OL	6-4	327	R-FR	SQ	Roebuck, S.C. (Dorman)
48	Peyton Argent	PK	6-0	218	R-FR	SQ	Hoover, Ala. (Hoover)
1	Robby Ashford	QB	6-2	229	R-SR	TR	Hoover, Ala., (Hoover/Auburn)
51	Tree Babalade	OL	6-6	338	SO	1L	Hyattsville, Md. (DeMatha Catholic)
93	Nick Barrett	DT	6-2	309	SR	3L	Goldsboro, N.C. (Eastern Wayne)
78	Trovon Baugh	OL	6-4	337	SO	1L	Atlanta, Ga. (Pace Academy)
52	Kamaar Bell	OL	6-2	319	S-SR	TR	Moultrie, Ga. (Colquitt County/FAU)
3	Mazeo Bennett Jr.	WR	5-11	185	FR	HS	Greenville, S.C. (Greenville)
11	Davis Beville	QB	6-6	232	S-SR	TR	Greenville, S.C. (Greenville/ Oklahoma)
30	Jace Blackshear	DB	5-9	180	R-SO	SQ	Hilton Head, S.C. (Hilton Head Christian Academy)
14	Jared Brown	WR	5-11	195	R-JR	TR	Lilburn, Ga. (Parkview/ Coastal Carolina)
44	Maurice Brown II	TE	6-3	252	SO	1L	Upper Marlboro, Md. (C.H. Flowers)
73	Ryan Brubaker	OL	6-6	309	R-SO	SQ	Stevens, Pa. (Cocalico)
45	Colin Bryant	LB	6-3	231	R-JR	1L	Mt. Pleasant, S.C. (Wando/Alabama)
13	David Bucey	DB	6-1	204	FR	HS	Savannah, Ga. (Savannah Christian)
35	Jackson Burger	DB	6-2	190	FR	HS	Fort Mill, S.C. (Catawba Ridge)
43	Joseph Byrnes	DB	5-11	195	R-JR	SQ	Camden, S.C. (Camden)
15	Dalevon Campbell	WR	6-4	220	S-SR	TR	Missouri City, Texas (Fort Bend Marshall/Nevada)
28	Andrew Colasurdo	LB	6-1	235	R-JR	1L	Inman, S.C. (Chapman)
20	Judge Collier	DB	6-1	201	SO	1L	York County, S.C. (Legion Collegiate Academy)
9	Luke Doty	ATH	6-1	218	R-SR	3L	Myrtle Beach, S.C. (Myrtle Beach)
32	Bradley Dunn	RB	5-8	210	R-SR	1L	Columbia, S.C. (Hammond School)
55	Gilber Edmond	EDGE	6-4	255	R-SR	TR	Fort Pierce, Fla. (Westwood/ Florida State)
7	Nick Emmanwori	DB	6-3	227	JR	2L	Irmo, S.C. (Irmo)
8	Emory Floyd	DB	6-1	195	R-SO	1L	Marietta, Ga. (Hillgrove)
27	King-Demenian Ford	DB	6-1	219	R-SR	2L	Blythewood, S.C. (Blythewood)
3	O'Donnell Fortune	DB	6-1	185	R-SR	3L	Sumter, S.C. (Sumter)
25	Jimmy Francis	QB	5-11	195	FR	HS	Dallas, Texas (St. Mark's School of Texas)
49	Jordan Franke	LS	5-10	193	R-FR	SQ	Verona, Wis. (Verona)
71	Blake Franks	OL	6-6	337	FR	HS	Greenville, S.C. (Greenville)
28	Matthew Fuller	RB	5-11	225	FR	HS	Jesup, Ga. (Wayne County)
12	Jatius Geer	EDGE	6-4	256	R-JR	1L	Anderson, S.C. (Belton-Honea Path/ Syracuse)
44	Monkell Goodwine	DT	6-3	311	R-JR	TR	Upper Marlboro, Md. (Rock Creek Christian/Alabama)
10	Wendell Gregory	LB	6-3	245	FR	HS	Marietta, Ga. (Walton)
8	Nyck Harbor	WR	6-5	235	SO	1L	Washington, D.C. (Archbishop Carroll)
26	Nathan Harris-Waynick	RB	5-10	205	R-JR	SQ	Sumter, S.C. (Sumter)
91	Tonka Hemingway	DT	6-3	288	S-SR	4L	Conway, S.C. (Conway)
75	Cason Henry	OL	6-6	310	R-SO	SQ	Marietta, Ga. (Walton)
40	Alex Herrera	PK	6-0	198	S-SR	2L	Columbia, S.C. (Spring Valley)
22	Jawarn Howell	RB	6-1	217	SO	TR	Mooresville, N.C. (Mooresville/ South Carolina State)
87	Brady Hunt	TE	6-5	253	R-JR	TR	Muncie, Ind. (Delta/Ball State)
21	Kelvin Hunter	DB	6-0	202	FR	HS	Florence, S.C. (West Florence)
95	Alex Huntley	DT	6-4	303	R-SR	3L	Blythewood, S.C. (Hammond School)
19	Vandrevius Jacobs	WR	6-0	195	R-FR	TR	Fort Pierce, Fla. (Vero Beach/FSU)
15	Fred "JayR" Johnson	LB	6-4	240	FR	HS	Norfolk, Va. (Maury)
45	William Joyce	PK	6-3	217	R-JR	SQ	Spartanburg, S.C. (Spartanburg)
99	DeAndre Jules	DT	6-4	315	S-SR	TR	Germantown, Md. (Northwest/Pitt)
5	Kyle Kennard	EDGE	6-5	254	S-SR	TR	Atlanta, Ga. (Riverwood/ Georgia Tech)
59	Chase Kibble	DT	6-5	285	FR	HS	Leesburg, Va. (Loudoun County)
23	Gerald Kilgore	DB	6-0	216	R-SO	TR	Eatonton, Ga. (Putnam County/Tennessee Tech)
24	Jalon Kilgore	DB	6-2	219	SO	1L	Eatonton, Ga. (Putnam County)

No.	Name	POS.	HT	WT	CL	EXP	Hometown (High/Last School)
17	Demetrius Knight Jr.	LB	6-2	243	S-SR	TR	Locust Grove, Ga. (Strong Rock Christian/Charlotte)
39	Kai Kroeger	P	6-4	213	S-SR	4L	Lake Forest, Ill. (Lake Forest)
36	Landon Kurtz	DB	6-1	195	FR	HS	Fort Mill, S.C. (Fort Mill)
7	Gage Larvadain	WR	5-9	180	SR	TR	Donaldsonville, La. (Riverside Academy/Miami (OH))
63	Parker Lawson	OL	6-4	300	SO	HS	Lexington, S.C. (Lexington)
53	Vershon Lee	OL	6-4	314	R-SR	3L	Woodbridge, Va. (Freedom)
83	Emazon Littlejohn	WR	6-0	188	FR	HS	Gaffney, S.C. (Gaffney)
24	Mason Love	PK/P	6-0	192	FR	HS	Riverside, Mo. (Park Hill South)
33	Buddy Mack III	DB	6-1	210	R-SR	TR	Greer, S.C. (Byrnes/Pitt)
13	Payton Mangrum	WR	5-11	201	R-SR	3L	Greenville, S.C. (Eastside)
22	Bam Martin-Scott	LB	6-2	241	S-SR	2L	Fort Wayne, Ind. (Snider/ Dodge City C.C.)
26	Isaiah McClary	DB	6-1	170	FR	HS	Irmo, S.C. (Irmo)
35	Chase McCracken	RB	5-11	210	R-SO	SQ	Hilton Head, S.C. (Hilton Head Island)
0	Juju McDowell	RB	5-9	184	SR	3L	Bainbridge, Ga. (Lee County)
55	Jakai Moore	OL	6-6	306	S-SR	4L	Nokesville, Va. (Patriot)
81	Aaron Morton	WR	5-8	180	R-JR	SQ	Cincinnati, Ohio (Loveland)
60	Aaryn Parks	OL	6-5	303	R-SR	TR	Seat Pleasant, Md. (National Christian Academy/Oklahoma)
49	Rondarius Porter	DT	6-2	280	R-SO	TR	Columbia, S.C. (Heathwood Hall/ Lenoir-Rhyne)
41	Ronnie Porter	LB	6-1	244	R-JR	1L	Columbia, S.C. (Heathwood Hall)
54	Kam Pringle	OL	6-8	345	FR	HS	Dorchester, S.C. (Woodland)
46	Cole Rasmussen	LS	6-0	213	R-SR	SQ	Fort Mill, S.C. (Fort Mill/ Charleston Southern)
70	Jake Recker	OL	6-5	300	FR	HS	Indian Land, S.C. (Indian Land)
10	Dante Reno	QB	6-2	214	FR	HS	Boston, Mass. (Cheshire Academy)
12	Eriq Rice	WR	6-1	202	R-JR	SQ	Columbia, S.C. (A.C. Flora)
34	Jamian Risher Jr.	LB	6-1	225	R-SO	1L	Varnville, S.C. (Wade Hampton)
36	Hunter Rogers	LS	6-1	206	R-SR	3L	Columbia, S.C. (Spring Valley)
31	Neil Salvage III	RB	5-9	195	FR	HS	Waxhaw, N.C. (Charlotte Latin)
5	Raheim Sanders	RB	6-0	230	SR	TR	Rockledge, Fla. (Rockledge/ Arkansas)
90	T.J. Sanders	DT	6-4	290	R-JR	2L	Marion, S.C. (Marion)
25	Zahbari Sandy	DB	6-2	204	R-FR	SQ	Washington, D.C. (St. John's College)
39	Larry Scott	RB	5-11	224	R-JR	HS	Port Wentworth, Ga. (South Effingham)
16	LaNorris Sellers	QB	6-3	242	R-FR	SQ	Florence, S.C. (South Florence)
50	Jatavious Shivers	OL	6-7	320	R-FR	SQ	Villa Rica, Ga. (Villa Rica)
6	Joshua Simon	TE	6-4	259	S-SR	1L	Dalzell, S.C. (Crestwood/ Western Kentucky)
76	Torricelli Simpkins III	OL	6-5	319	R-SR	TR	Charlotte, N.C. (Olympic/ North Carolina Central)
1	DQ Smith	DB	6-1	215	JR	2L	Columbia, S.C. (Spring Valley)
20	Michael Smith	TE	6-6	255	FR	HS	Savannah, Ga. (Calvary Day School)
16	Jalewis Solomon	DB	6-1	195	FR	HS	Ellaville, Ga. (Schley County)
29	David Spaulding	DB	6-1	197	S-SR	3L	Riceboro, Ga. (Bradwell Institute/ Georgia Southern)
6	Dylan Stewart	EDGE	6-6	248	FR	HS	Washington, D.C. (Friendship Academy)
4	Vicari Swain	DB	6-1	190	R-FR	SQ	Carrollton, Ga. (Central)
67	Chase Sweigart	OL	6-6	305	R-SO	SQ	Chapin, S.C. (Chapin)
46	Bryan Thomas Jr.	EDGE	6-2	247	JR	2L	Windermere, Fla. (Foundation Academy)
74	Josiah Thompson	OL	6-7	300	FR	HS	Dillon, S.C. (Dillon)
9	Desmond Urmeozulu	EDGE	6-6	258	SO	1L	Upper Marlboro, Md. (C.H. Flowers)
68	Campbell Vandiver	OL	6-8	300	R-FR	SQ	Brentwood, Tenn. (Lipscomb Academy)
80	Lukas Vozeh	TE	6-3	247	R-FR	SQ	Franklin Lakes, N.J. (IMG Academy)
66	Mac Walters	OL	6-6	307	R-SO	1L	Myrtle Beach, S.C. (Myrtle Beach)
0	Debo Williams	LB	6-1	232	R-SR	3L	Smyrna, Del. (Smyrna/Delaware)
31	Peyton Williams	DB	6-0	200	R-SO	SQ	Heath, Texas (Rockwall-Heath)
14	Jaron Willis	LB	6-2	235	R-SO	1L	Albany, Ga. (Lee County/Ole Miss)
29	Gunnar Yocum	LS	6-0	200	FR	HS	Huger, S.C. (Phillip Simmons)

NUMERICAL ROSTER



No.	Name	POS.	HT	WT	CL	EXP	Hometown (High/Last School)
0	Debo Williams	LB	6-1	232	R-SR	3L	Smyrna, Del. (Smyrna/Delaware)
0	Juju McDowell	RB	5-9	184	SR	3L	Bainbridge, Ga. (Lee County)
1	Robby Ashford	QB	6-2	229	R-SR	TR	Hoover, Ala. (Hoover/Auburn)
1	DQ Smith	DB	6-1	215	JR	2L	Columbia, S.C. (Spring Valley)
3	O'Donnell Fortune	DB	6-1	185	R-SR	3L	Sumter, S.C. (Sumter)
3	Mazeo Bennett Jr.	WR	5-11	185	FR	HS	Greenville, S.C. (Greenville)
4	Vicari Swain	DB	6-1	190	R-FR	SQ	Carrollton, Ga. (Central)
5	Raheim Sanders	RB	6-0	230	SR	TR	Rockledge, Fla. (Rockledge/ Arkansas)
5	Kyle Kennard	EDGE	6-5	254	S-SR	TR	Atlanta, Ga. (Riverwood/ Georgia Tech)
6	Joshua Simon	TE	6-4	259	S-SR	1L	Dalzell, S.C. (Crestwood/ Western Kentucky)
6	Dylan Stewart	EDGE	6-6	248	FR	HS	Washington, D.C. (Friendship Academy)
7	Gage Larvadain	WR	5-9	180	SR	TR	Donaldsonville, La. (Riverside Academy/Miami (OH))
7	Nick Emmanwori	DB	6-3	227	JR	2L	Irmo, S.C. (Irmo)
8	Emory Floyd	DB	6-1	195	R-SO	1L	Marietta, Ga. (Hillgrove)
8	Nyck Harbor	WR	6-5	235	SO	1L	Washington, D.C. (Archbishop Carroll)
9	Luke Doty	ATH	6-1	218	R-SR	3L	Myrtle Beach, S.C. (Myrtle Beach)
9	Desmond Umeozulu	EDGE	6-6	258	SO	1L	Upper Marlboro, Md. (C.H. Flowers)
10	Dante Reno	QB	6-2	214	FR	HS	Boston, Mass. (Cheshire Academy)
10	Wendell Gregory	LB	6-3	245	FR	HS	Marietta, Ga. (Walton)
11	Davis Beville	QB	6-6	232	S-SR	TR	Greenville, S.C. (Greenville/ Oklahoma)
12	Jatius Geer	EDGE	6-4	256	R-JR	1L	Anderson, S.C. (Belton-Honea Path/ Syracuse)
12	Eriq Rice	WR	6-1	202	R-JR	SQ	Columbia, S.C. (A.C. Flora)
13	Payton Mangrum	WR	5-11	201	R-SR	3L	Greenville, S.C. (Eastside)
13	David Bucey	DB	6-1	204	FR	HS	Savannah, Ga. (Savannah Christian)
14	Jared Brown	WR	5-11	195	R-JR	TR	Lilburn, Ga. (Parkview/ Coastal Carolina)
14	Jaron Willis	LB	6-2	235	R-SO	1L	Albany, Ga. (Lee County/Ole Miss)
15	Dalevon Campbell	WR	6-4	220	S-SR	TR	Missouri City, Texas (Fort Bend Marshall/Nevada)
15	Fred "JayR" Johnson	LB	6-4	240	FR	HS	Norfolk, Va. (Maury)
16	LaNorris Sellers	QB	6-3	242	R-FR	SQ	Florence, S.C. (South Florence)
16	Jalewis Solomon	DB	6-1	195	FR	HS	Ellaville, Ga. (Schley County)
17	Demetrius Knight Jr.	LB	6-2	243	S-SR	TR	Locust Grove, Ga. (Strong Rock Christian/Charlotte)
19	Vandrevius Jacobs	WR	6-0	195	R-FR	TR	Fort Pierce, Fla. (Vero Beach/FSU)
20	Judge Collier	DB	6-1	201	SO	1L	York County, S.C. (Legion Collegiate Academy)
20	Michael Smith	TE	6-6	255	FR	HS	Savannah, Ga. (Calvary Day School)
21	Kelvin Hunter	DB	6-0	202	FR	HS	Florence, S.C. (West Florence)
22	Bam Martin-Scott	LB	6-2	241	S-SR	2L	Fort Wayne, Ind. (Snider/ Dodge City C.C.)
22	Jawarn Howell	RB	6-1	217	SO	TR	Mooreville, N.C. (Mooreville/ South Carolina State)
23	Gerald Kilgore	DB	6-0	216	R-SO	TR	Eatonton, Ga. (Putnam County/ Tennessee Tech)
24	Jalon Kilgore	DB	6-2	219	SO	1L	Eatonton, Ga. (Putnam County)
24	Mason Love	PK/P	6-0	192	FR	HS	Riverside, Mo. (Park Hill South)
25	Zahbari Sandy	DB	6-2	204	R-FR	SQ	Washington, D.C. (St. John's College)
25	Jimmy Francis	QB	5-11	195	FR	HS	Dallas, Texas (St. Mark's School of Texas)
26	Nathan Harris-Waynick	RB	5-10	205	R-JR	SQ	Sumter, S.C. (Sumter)
26	Isaiah McClary	DB	6-1	170	FR	HS	Irmo, S.C. (Irmo)
27	Oscar Adaway III	RB	6-0	223	S-SR	TR	North Little Rock, Ark. (North Little Rock/North Texas)
27	King-Demenian Ford	DB	6-1	219	R-SR	2L	Blythewood, S.C. (Blythewood)
28	Matthew Fuller	RB	5-11	225	FR	HS	Jesup, Ga. (Wayne County)
28	Andrew Colasurdo	LB	6-1	235	R-JR	1L	Inman, S.C. (Chapman)
29	David Spaulding	DB	6-1	197	S-SR	3L	Riceboro, Ga. (Bradwell Institute/ Georgia Southern)

No.	Name	POS.	HT	WT	CL	EXP	Hometown (High/Last School)
29	Gunnar Yocum	LS	6-0	200	FR	HS	Huger, S.C. (Phillip Simmons)
30	Jace Blackshear	DB	5-9	180	R-SO	SQ	Hilton Head, S.C. (Hilton Head Christian Academy)
31	Peyton Williams	DB	6-0	200	R-SO	SQ	Heath, Texas (Rockwall-Heath)
31	Neil Salvage III	RB	5-9	195	FR	HS	Waxhaw, N.C. (Charlotte Latin)
32	Bradley Dunn	RB	5-8	210	R-SR	1L	Columbia, S.C. (Hammond School)
33	Buddy Mack III	DB	6-1	210	R-SR	TR	Greer, S.C. (Byrnes/Pitt)
34	Jamian Risher Jr.	LB	6-1	225	R-SO	1L	Varnville, S.C. (Wade Hampton)
35	Chase McCracken	RB	5-11	210	R-SO	SQ	Hilton Head, S.C. (Hilton Head Island)
35	Jackson Burger	DB	6-2	190	FR	HS	Fort Mill, S.C. (Catawba Ridge)
36	Hunter Rogers	LS	6-1	206	R-SR	3L	Columbia, S.C. (Spring Valley)
36	Landon Kurtz	DB	6-1	195	FR	HS	Fort Mill, S.C. (Fort Mill)
39	Kai Kroeger	P	6-4	213	S-SR	4L	Lake Forest, Ill. (Lake Forest)
39	Larry Scott	RB	5-11	224	R-JR	HS	Port Wentworth, Ga. (South Effingham)
40	Alex Herrera	PK	6-0	198	S-SR	2L	Columbia, S.C. (Spring Valley)
41	Ronnie Porter	LB	6-1	244	R-JR	1L	Columbia, S.C. (Heathwood Hall)
43	Joseph Byrnes	DB	5-11	195	R-JR	SQ	Camden, S.C. (Camden)
44	Monkell Goodwine	DT	6-3	311	R-JR	TR	Upper Marlboro, Md. (Rock Creek Christian/Alabama)
44	Maurice Brown II	TE	6-3	252	SO	1L	Upper Marlboro, Md. (C.H. Flowers)
45	Colin Bryant	LB	6-3	231	R-JR	1L	Mt. Pleasant, S.C. (Wando/Alabama)
45	William Joyce	PK	6-3	217	R-JR	SQ	Spartanburg, S.C. (Spartanburg)
46	Cole Rasmussen	LS	6-0	213	R-SR	SQ	Fort Mill, S.C. (Fort Mill/ Charleston Southern)
46	Bryan Thomas Jr.	EDGE	6-2	247	JR	2L	Windermere, Fla. (Foundation Academy)
48	Peyton Argent	PK	6-0	218	R-FR	SQ	Hoover, Ala. (Hoover)
49	Jordan Franke	LS	5-10	193	R-FR	SQ	Verona, Wis. (Verona)
49	Rondarius Porter	DT	6-2	280	R-SO	TR	Columbia, S.C. (Heathwood Hall/ Lenoir-Rhyne)
50	Jatavius Shivers	OL	6-7	320	R-FR	SQ	Villa Rica, Ga. (Villa Rica)
51	Tree Babalade	OL	6-6	338	SO	1L	Hyattsville, Md. (DeMatha Catholic)
52	Kamaar Bell	OL	6-2	319	S-SR	TR	Moultrie, Ga. (Colquitt County/FAU)
53	Vernison Lee	OL	6-4	314	R-SR	3L	Woodbridge, Va. (Freedom)
54	Kam Pringle	OL	6-8	345	FR	HS	Dorchester, S.C. (Woodland)
55	Jakai Moore	OL	6-6	306	S-SR	4L	Nokesville, Va. (Patriot)
55	Gilber Edmond	EDGE	6-4	255	R-SR	TR	Fort Pierce, Fla. (Westwood/ Florida State)
58	Markee Anderson	OL	6-4	327	R-FR	SQ	Roebuck, S.C. (Dorman)
59	Chase Kibble	DT	6-5	285	FR	HS	Leesburg, Va. (Loudoun County)
60	Aaryn Parks	OL	6-5	303	R-SR	TR	Seat Pleasant, Md. (National Christian Academy/Oklahoma)
63	Parker Lawson	OL	6-4	300	SO	HS	Lexington, S.C. (Lexington)
66	Mac Walters	OL	6-6	307	R-SO	1L	Myrtle Beach, S.C. (Myrtle Beach)
67	Chase Sweigart	OL	6-6	305	R-SO	SQ	Chapin, S.C. (Chapin)
68	Campbell Vandiver	OL	6-8	300	R-FR	SQ	Brentwood, Tenn. (Lipscomb Academy)
70	Jake Recker	OL	6-5	300	FR	HS	Indian Land, S.C. (Indian Land)
71	Blake Franks	OL	6-6	337	FR	HS	Greenville, S.C. (Greenville)
73	Ryan Brubaker	OL	6-6	309	R-SO	SQ	Stevens, Pa. (Cocalico)
74	Josiah Thompson	OL	6-7	300	FR	HS	Dillon, S.C. (Dillon)
75	Cason Henry	OL	6-6	310	R-SO	SQ	Marietta, Ga. (Walton)
76	Torricelli Simpkins III	OL	6-5	319	R-SR	TR	Charlotte, N.C. (Olympic/ North Carolina Central)
78	Trovon Baugh	OL	6-4	337	SO	1L	Atlanta, Ga. (Pace Academy)
80	Lukas Vozeh	TE	6-3	247	R-FR	SQ	Franklin Lakes, N.J. (IMG Academy)
81	Aaron Morton	WR	5-8	180	R-JR	SQ	Cincinnati, Ohio (Loveland)
83	Emazon Littlejohn	WR	6-0	188	FR	HS	Gaffney, S.C. (Gaffney)
87	Brady Hunt	TE	6-5	253	R-JR	TR	Muncie, Ind. (Delta/Ball State)
90	T.J. Sanders	DT	6-4	290	R-JR	2L	Marion, S.C. (Marion)
91	Tonka Hemingway	DT	6-3	288	S-SR	4L	Conway, S.C. (Conway)
93	Nick Barrett	DT	6-2	309	SR	3L	Goldsboro, N.C. (Eastern Wayne)
95	Alex Huntley	DT	6-4	303	R-SR	3L	Blythewood, S.C. (Hammond School)
99	DeAndre Jules	DT	6-4	315	S-SR	TR	Germantown, Md. (Northwest/Pitt)



Offense

WR	8 Nyck Harbor	6-5	235	SO-1L	Washington, D.C.
OR	14 Jared Brown	5-11	195	RJR-TR	Lilburn, Ga.
OR	15 Dalevon Campbell	6-4	220	SSR-TR	Missouri City, Tex.
WR	3 Mazeo Bennett Jr.	5-11	185	FR-HS	Greenville, S.C.
OR	13 Payton Mangrum	5-11	201	RSR-3L	Greenville, S.C.
OR	9 Luke Doty	6-1	218	RSR-3L	Myrtle Beach, S.C.
WR	7 Gage Larvadain	5-9	180	SR-TR	Donaldsonville, La.
OR	19 Vandrevius Jacobs	6-0	195	RFR-TR	Fort Pierce, Fla.
LT	74 Josiah Thompson	6-7	300	FR-HS	Dillon, S.C.
	51 Tree Babalade	6-6	338	SO-1L	Hyattsville, Md.
LG	52 Kamaar Bell	6-2	319	SSR-TR	Moultrie, Ga.
	58 Markee Anderson	6-4	327	RFR-SQ	Roebuck, S.C.
OC	53 Vershon Lee	6-4	314	RSR-3L	Woodbridge, Va.
	73 Ryan Brubaker	6-6	309	RSO-SQ	Stevens, Pa.
RG	76 Torricelli Simpkins III	6-5	319	RSR-TR	Charlotte, N.C.
OR	78 Trovon Baugh	6-4	337	SO-1L	Atlanta, Ga.
RT	75 Cason Henry	6-6	310	RSO-SQ	Marietta, Ga.
	50 Jatavius Shivers	6-7	320	RFR-SQ	Villa Rica, Ga.
TE	6 Joshua Simon	6-4	259	SSR-1L	Dalzell, S.C.
	87 Brady Hunt	6-5	253	RJR-TR	Muncie, Ind.
TE	20 Michael Smith	6-6	255	FR-HS	Savannah, Ga.
	44 Maurice Brown II	6-3	252	SO-1L	Upper Marlboro, Md.
QB	16 LaNorris Sellers	6-3	242	RFR-SQ	Florence, S.C.
	1 Robby Ashford	6-2	229	RSR-TR	Hoover, Ala.
RB	0 Juju McDowell	5-9	184	SR-3L	Leesburg, Ga.
OR	27 Oscar Adaway III	6-0	223	SSR-TR	N. Little Rock, Ark.

Pronunciation Guide

Tree Babalade.....	bab-uh-LAH-day	Kai Kroeger.....	rhymes with sky
Mazeo Bennett Jr.	MAZE-e-o	Gage Larvadain.....	LAR-vuh-dan
Davis Beville	BEV-el	Emazon Littlejohn	uh-MAZE-un
David Bucey.....	bee-YOU-see	Ni Mansell	NIGH man-SELL
Dalevon Campbell.....	DALE-von	Jakai Moore.....	juh-KIGH
Luke Doty	DOE-tee	Jatavius Shivers	
Nick Emmanwori. EE-man-WORE-ee			juh-TAY-vee-us SHIV-urs
Mike Furrey.....	FURR-ee	Torricelli Simpkins...	tore-uh-CELL-ee
Jordan Franke.....	Frawn-kee	Jalewis Solomon	juh-LOO-us
Jatius Geer	juh-TY-us	Desmond Umeozulu	
Fred "JayR" Johnson.....	JAY-R		you-MUH-zoo-loo
Kyle Kennard.....	ken-ARD	Lukas Vozeh.....	vo-ZAY
Jalon Kilgore	JAY-lun	Jaron Willis.....	JARE-un

Defense

EDGE	46 Bryan Thomas Jr.	6-2	247	JR-2L	Windemere, Fla.
OR	55 Gilber Edmond	6-4	255	RSR-TR	Fort Pierce, Fla.
OR	9 Desmond Umeozulu	6-6	258	SO-1L	Upper Marlboro, Md.
DT	91 Tonka Hemingway	6-3	288	SSR-4L	Conway, S.C.
OR	90 T.J. Sanders	6-4	290	RJR-2L	Marion, S.C.
	44 Monkell Goodwine	6-3	311	RJR-TR	Upper Marlboro, Md
DT	95 Alex Huntley	6-4	303	RSR-3L	Blythewood, S.C.
	93 Nick Barrett	6-2	309	SR-3L	Goldsboro, N.C.
OR	99 DeAndre Jules	6-4	315	SSR-TR	Germantown, Md.
EDGE	6 Dylan Stewart	6-6	248	FR-HS	Washington, D.C.
	46 Bryan Thomas Jr.	6-2	247	JR-2L	Windemere, Fla.
OR	12 Jatius Geer	6-4	256	RJR-1L	Anderson, S.C.
MLB	17 Demetrius Knight Jr.	6-2	243	SSR-TR	Locust Grove, Ga.
	15 Fred "JayR" Johnson	6-4	240	FR-HS	Norfolk, Va.
WLB	0 Debo Williams	6-1	232	RSR-3L	Smyrna, Del.
	22 Bam Martin-Scott	6-2	241	SSR-2L	Fort Wayne, Ind.
NICK	24 Jalon Kilgore	6-2	219	SO-1L	Eatonton, Ga.
	21 Kelvin Hunter	6-0	202	FR-HS	Florence, S.C.
OR	16 Jalewis Solomon	6-1	195	FR-HS	Ellaville, Ga.
CB	3 O'Donnell Fortune	6-1	185	RSR-3L	Sumter, S.C.
	8 Emory Floyd	6-1	195	RSO-1L	Marietta, Ga.
OR	29 David Spaulding	6-1	197	SSR-3L	Riceboro, Ga.
FS	7 Nick Emmanwori	6-3	227	JR-2L	Irmo, S.C.
	13 David Bucey	6-1	204	FR-HS	Savannah, Ga.
OR	23 Gerald Kilgore	6-0	216	RSO-TR	Eatonton, Ga.
SS	1 DQ Smith	6-1	215	JR-2L	Columbia, S.C.
	31 Peyton Williams	6-0	200	RSO-SQ	Heath, Texas
CB	20 Judge Collier	6-1	201	SO-1L	Rock Hill, S.C.
	4 Vicari Swain	6-1	190	RFR-SQ	Carrollton, Ga.

Specialists

PK	40 Alex Herrera	6-0	198	SSR-2L	Columbia, S.C.
	24 Mason Love	6-0	192	FR-HS	Riverside, Mo.
	45 William Joyce	6-3	217	RJR-SQ	Spartanburg, S.C.
KOS	40 Alex Herrera	6-0	198	SSR-2L	Columbia, S.C.
	24 Mason Love	6-0	192	FR-HS	Riverside, Mo.
P	39 Kai Kroeger	6-4	215	SSR-4L	Lake Forest, Ill.
	24 Mason Love	6-0	192	FR-HS	Riverside, Mo.
LS	36 Hunter Rogers	6-1	206	RSR-3L	Columbia, S.C.
	46 Cole Rasmussen	6-0	213	RSR-SQ	Fort Mill, S.C.
H	39 Kai Kroeger	6-4	215	SSR-4L	Lake Forest, Ill.
	24 Mason Love	6-0	192	FR-HS	Riverside, Mo.
KOR	0 Juju McDowell	5-9	184	SR-3L	Leesburg, Ga.
	8 Nyck Harbor	6-5	235	SO-1L	Washington, D.C.
PR	0 Juju McDowell	5-9	184	SR-3L	Leesburg, Ga.
	7 Gage Larvadain	5-9	180	SR-TR	Donaldsonville, La.



SHANE BEAMER

HEAD COACH

(VIRGINIA TECH, 1999)

FOURTH YEAR AT SOUTH CAROLINA

The Beamer File

Born: March 31, 1977
Hometown: Blacksburg, Va.
Wife: Emily
Children: Sutton, Olivia and Hunter

Wrapping up his fourth season leading the South Carolina Football program, Shane Beamer is enjoying his most successful season to date.

Beamer's 2024 squad posted nine regular season wins, something that has been done just five times in school history. The Gamecocks recorded a school-record four wins against ranked opponents, including three in consecutive weeks as part of a season-ending six-game winning streak. He was the Bobby Dodd National Coach of the Week following the Gamecocks' upset win over Texas A&M and earned SEC Coach of the Year accolades from the AP and USA TODAY. He is a finalist for the Eddie Robinson, the Bobby Dodd and the George Munger Coach of the Year awards. The Gamecocks will finish the season with their highest ranking since 2013.

Beamer, who owns a 29-21 record, has won more games through his first four seasons at Carolina than any other coach, one more than Steve Spurrier, the school's all-time winningest coach. He has posted victories over three coaches who have won national championships, Jimbo Fisher, Dabo Swinney and Mack Brown.

Named the Gamecocks' 36th head football coach on Dec. 6, 2020, Coach Beamer had a successful first season in Columbia, improving the Gamecocks by 3.5 games, from a 2-8 mark in 2020 to a 7-6 campaign in 2021, including a convincing win over North Carolina in the Duke's Mayo Bowl. He tied the school record for wins by a first-year head coach, doubled the preseason's expected win total and surpassed the win total of the two previous seasons combined, earning him a share of the Steve Spurrier First-Year Coach of the Year Award, presented by the Football Writers Association of America (FWAA).

In 2022, the team again exceeded expectations by recording eight wins, including three wins over ranked opponents. The Gamecocks won eight games for just the 15th time in 129 seasons and for the first time since 2017. The Gamecocks were ranked 23rd in the country in the final AP and USA Today Coaches' polls. It marked the first time since 2013 that the Gamecocks finished the season ranked in the top-25 and the 10th time Carolina has finished the season ranked in the final AP poll. The Gamecocks defeated No. 5 Tennessee and No. 7 Clemson in the final two games of the regular season, the first time Carolina has posted back-to-back wins over top-10 teams and just the seventh time in history that a school has defeated AP Top-10 opponents in consecutive weeks as an unranked team, the first since 2003.

Challenged by one of the toughest schedules in the FBS, the 2023 Gamecocks finished the campaign with a 5-7 mark, including a 3-5 ledger in the SEC. The squad was led all season by senior quarterback Spencer Rattler and senior wide receiver Xavier Legette. Rattler set the school's single-season record for completions (275) and completion percentage (68.9), while his 3,186 passing yards was the third-highest total in school history. Legette, a semifinalist for the Biletnikoff Award, led the team with 71 receptions for 1,255 yards and seven receiving touchdowns. His 1,255 receiving yards was the second-highest single-season mark in school history.

Prior to his first head coaching stint, Beamer had been an assistant coach at seven Football Bowl Subdivision schools for 21 seasons. During his career as an assistant, he coached in 17 bowl games, including a College Football Playoff National Championship Game, posted 18 non-losing seasons, six of those with double-digit victories, and his teams won 63 percent of its games. He has coached all three phases of the game – offense, defense and special teams.

Beamer is not new to Carolina. The Charleston, S.C. native, served as an assistant coach with the Gamecocks for four seasons from 2007-10 under head coach Steve Spurrier. In 2007, he served as the outside linebackers coach and co-special teams coordinator. He mentored the cornerbacks in 2008, then coached the Spurs and strong safeties and was the special teams coordinator and recruiting coordinator in 2009 and 2010, setting the foundation for the most successful run in school history.

In 2009 at South Carolina, Beamer was nominated for the Frank Broyles Award. His special teams' units recorded five blocked kicks, tying for the SEC lead and for the eighth-highest total in the nation. He also helped coach a defensive unit that ranked third in the SEC and 15th in the country in total defense, and second in the league and eighth in the country in passing defense.

As the Gamecocks' recruiting coordinator, his 2009 class was ranked 12th-best in the country, and the 2010 and 2011 classes were ranked in the Top 25.

Beamer has been a part of building programs throughout his career. He has been on three coaching staffs where the head coach was in his first or second season at the school. He joined Sylvester Croom's staff at Mississippi State in his first season, Kirby Smart's program at Georgia in his first season, and Lincoln Riley's unit at Oklahoma in his second season.

Beamer came to Carolina from Oklahoma, where he served as the assistant head coach for offense and mentored the tight ends and H-backs for three highly-successful seasons. In 2020, Oklahoma ranked sixth in the country in scoring (43.0), 11th in total offense (494.7) and 14th in passing offense (315.0). In 2019, the Sooners led the nation in yards per play (8.0) and ranked third in total offense (537.6) and fourth in passing efficiency rating (187.0). Oklahoma led the nation in total offense (570.3), scoring offense (48.4) and yards per play (FBS-record 8.6), and ranked second in passing efficiency rating (194.9) in 2018.

Prior to his arrival in Norman, Beamer spent two seasons on the staff at Georgia as tight ends coach and special teams coordinator under Kirby Smart. The Bulldogs posted a 21-7 combined record with Beamer on staff. In 2017, the Bulldogs won the SEC Championship and finished second in the nation, falling in the CFP title game to Alabama in overtime. His special teams ranked eighth nationally in net punting (41.7), and 20th in kickoff returns (23.5) while blocking four kicks.

The son of Hall of Fame coach, Frank Beamer, he worked with his father as the associate head coach and running backs coach at Virginia Tech from 2011-15. In his first year, he coached David Wilson, who broke the Tech single-season rushing record and was named All-American and ACC Player of the Year and went on to become a first-round NFL draft selection by the New York Giants. Shane served as the Hokies' acting head coach in the 2014 Military Bowl win while his father watched from the press box following throat surgery.

Beamer's first full-time coaching position was at Mississippi State, joining the Bulldogs in 2004 as cornerbacks coach and recruiting coordinator. In his first two seasons at State, he guided three defensive backs to SEC All-Freshman Team accolades. He maintained the recruiting coordinator title but made the move to running backs coach in the spring of 2006 where he tutored running back Anthony Dixon to SEC All-Freshman honors.

Beamer spent three seasons (2001-03) as a graduate assistant at Tennessee, helping with the cornerbacks and assisting in all special teams areas. He also oversaw game opponent scouting while earning a master's degree in sport management in December 2003.

Before joining the staff at UT, he worked one season (2000) as a graduate assistant at Georgia Tech, helping with the Yellow Jacket quarterbacks and wide receivers.

A December 1999 graduate of Virginia Tech, Beamer was a member of five bowl teams (1995-99 seasons) and three Big East Conference championship squads on the Hokie football team as a long snapper and wide receiver. He was a long snapper on the 1999 Virginia Tech team that played for the BCS National Championship.

Beamer and his wife, Emily, have three children - Sutton, Olivia, and Hunter.



Beamer Through the Years

Year	School	Position	Record	Conf.	Head Coach	Bowl Game
1995	Virginia Tech	WR/Long Snapper	10-2	6-1	Frank Beamer	Sugar
1996	Virginia Tech	WR/Long Snapper	10-2	6-1	Frank Beamer	Orange
1997	Virginia Tech	WR/Long Snapper	7-5	5-2	Frank Beamer	Gator
1998	Virginia Tech	WR/Long Snapper	9-3	5-2	Frank Beamer	Music City
1999	Virginia Tech	WR/Long Snapper	11-1	7-0	Frank Beamer	Sugar
2000	Georgia Tech	Graduate Assistant	9-3	6-2	George O'Leary	Peach
2001	Tennessee	Graduate Assistant	11-2	7-1	Phillip Fulmer	Citrus
2002	Tennessee	Graduate Assistant	8-5	5-3	Phillip Fulmer	Peach
2003	Tennessee	Graduate Assistant	10-3	6-2	Phillip Fulmer	Peach
2004	Mississippi State	Cornerbacks/RC	3-8	2-6	Sylvester Croom	-
2005	Mississippi State	Cornerbacks/RC	3-8	1-7	Sylvester Croom	-
2006	Mississippi State	Running Backs/RC	3-9	1-7	Sylvester Croom	-
2007	South Carolina	OLB/Co-ST Coord.	6-6	3-5	Steve Spurrier	-
2008	South Carolina	Cornerbacks	7-6	4-4	Steve Spurrier	Outback
2009	South Carolina	Spurs/SS/STC/RC	7-6	3-5	Steve Spurrier	Papajohns.com
2010	South Carolina	Spurs/SS/STC/RC	9-5	5-3	Steve Spurrier	Chick-fil-A
2011	Virginia Tech	AHC/Running Backs	11-3	7-1	Frank Beamer	Sugar
2012	Virginia Tech	AHC/Running Backs	7-6	4-4	Frank Beamer	Russell Athletic
2013	Virginia Tech	AHC/Running Backs	8-5	5-3	Frank Beamer	Sun
2014	Virginia Tech	AHC/Running Backs	7-6	3-5	Frank Beamer	Military
2015	Virginia Tech	AHC/Running Backs	7-6	4-4	Frank Beamer	Independence
2016	Georgia	Tight Ends/STC	8-5	4-4	Kirby Smart	Liberty
2017	Georgia	Tight Ends/STC	13-2	7-1	Kirby Smart	Rose (CFP)/ CFP Championship
2018	Oklahoma	AHC/TE/H-Backs	12-2	8-1	Lincoln Riley	Orange (CFP)
2019	Oklahoma	AHC/TE/H-Backs	12-2	8-1	Lincoln Riley	Peach (CFP)
2020	Oklahoma	AHC/TE/H-Backs	9-2	6-2	Lincoln Riley	Cotton
2021	South Carolina	Head Coach	7-6	3-5	Shane Beamer	Duke's Mayo
2022	South Carolina	Head Coach	8-5	4-4	Shane Beamer	TaxSlayer Gator
2023	South Carolina	Head Coach	5-7	3-5	Shane Beamer	
2024	South Carolina	Head Coach	9-3	5-3	Shane Beamer	
TOTALS						
1995-99	Virginia Tech	Player	47-13	29-6		
2000	Georgia Tech	Graduate Assistant	9-3	6-2		
2001-03	Tennessee	Graduate Assistant	29-10	18-6		
2004-06	Mississippi State	Assistant Coach	9-25	4-20		
2007-10	South Carolina	Assistant Coach	29-23	15-17		
2011-15	Virginia Tech	Assistant Coach	40-26	23-17		
2016-17	Georgia	Assistant Coach	21-7	11-5		
2018-20	Oklahoma	Assistant Coach	33-6	22-4		
2021-24	South Carolina	Head Coach	29-21	15-17		
1995-99	TOTAL	Player	47-13	29-6		
2000-03	TOTAL	Graduate Assistant	38-13	24-8		
2004-20	TOTAL	Assistant Coach	132-87	75-63		
2021-24	TOTAL	Head Coach	29-21	15-17		
OVERALL			246-134	143-94		



Beamer in Bowl Games

Year	School	Opponent	Bowl Game	Result
1995	Virginia Tech	Texas	Sugar	W, 28-10
1996	Virginia Tech	Nebraska	Orange	L, 21-41
1997	Virginia Tech	North Carolina	Gator	L, 3-42
1998	Virginia Tech	Alabama	Music City	W, 38-7
1999	Virginia Tech	Florida State	Sugar	L, 29-46
2000	Georgia Tech	LSU	Peach	L, 14-28
2001	Tennessee	Michigan	Citrus	W, 45-17
2002	Tennessee	Maryland	Peach	L, 3-30
2003	Tennessee	Clemson	Peach	L, 14-27
2008	South Carolina	Iowa	Outback	L, 10-31
2009	South Carolina	UConn	Papajohns.com	L, 7-20
2010	South Carolina	Florida State	Chick-fil-A	L, 17-26
2011	Virginia Tech	Michigan	Sugar	L, 20-23
2012	Virginia Tech	Rutgers	Russell Athletic	W, 13-10
2013	Virginia Tech	UCLA	Sun	L, 12-42
2014	Virginia Tech	Cincinnati	Military	W, 33-17
2015	Virginia Tech	Tulsa	Independence	W, 55-52
2016	Georgia	TCU	Liberty	W, 31-23
2017	Georgia	Oklahoma	Rose (CFP)	W, 54-48
		Alabama	CFP Championship	L, 23-26
2018	Oklahoma	Alabama	Orange (CFP)	L, 34-45
2019	Oklahoma	LSU	Peach (CFP)	L, 28-63
2021	South Carolina	North Carolina	Duke's Mayo	W, 38-21
2022	South Carolina	Notre Dame	TaxSlayer Gator	L, 38-45

Under Beamer

	2024	All
Overall	9-3	29-21
Home	5-2	20-8
Road	4-1	8-11
Neutral	0-0	1-2
August	1-0	1-0
September	2-1	9-8
October	1-2	5-8
November	5-0	13-4
December	0-0	1-1
January	0-0	0-0
Leading after 1st Quarter	8-1	22-6
Tied after 1st Quarter	1-0	3-1
Trailing after 1st Quarter	0-2	4-14
Leading at Halftime	7-1	23-3
Tied at Halftime	2-0	4-0
Trailing at Halftime	0-2	2-18
Leading after 3rd Quarter	7-2	21-2
Tied after 3rd Quarter	1-0	4-1
Trailing after 3rd Quarter	1-1	4-18
When Scoring First	6-1	22-5
When Opp. Scores First	3-2	7-16
Largest Halftime Lead	29	29
Largest Halftime Deficit	21	31
> Come From Behind Win	7	14
Score 20-plus Points	8-2	27-8
Score 30-plus Points	5-1	19-4
Opponents Score 20 or less	8-0	20-2
Decided by 3 or less	1-2	5-4
Decided by 7 or less	3-2	10-6
Decided by 8 or less	3-2	10-6
Decided by 10 or less	3-2	13-8
Rush for 100-plus Yards	7-3	22-6
Rush for 150-plus Yards	6-2	14-4
Pass for 200-plus Yards	5-1	20-11
Pass for 300-plus Yards	2-0	8-3
Total 400-plus Yards	6-0	19-2
Opp. Rush 100 yards or less	3-0	8-1
Opp. Pass 200 yards or less	4-0	15-7
Opp. Total 300 yards or less	5-0	11-0
Commit More Turnovers	2-3	5-15
Commit Fewer Turnovers	4-0	15-5
Commit Equal Turnovers	3-0	9-1
Lead in Time of Possession	6-2	19-6
Trail in Time of Possession	3-1	10-15
Games with a Def. Score	2-1	7-2
Games with a Blocked Kick	0-1	6-5





Beamer vs. All Opponents

Akron.....	1-0	Mississippi.....	0-1
Alabama.....	0-1	Mississippi State.....	1-0
Arkansas.....	0-1	Missouri.....	1-3
Auburn.....	1-0	North Carolina.....	1-1
Charlotte.....	1-0	Notre Dame.....	0-1
Clemson.....	2-2	Oklahoma.....	1-0
East Carolina.....	1-0	Old Dominion.....	1-0
Eastern Illinois.....	1-0	South Carolina State.....	1-0
Florida.....	1-2	Tennessee.....	1-2
Furman.....	1-0	Texas A&M.....	2-2
Georgia.....	0-3	Troy.....	1-0
Georgia State.....	1-0	Vanderbilt.....	4-0
Jacksonville State.....	1-0	Wofford.....	1-0
Kentucky.....	3-1	TOTALS.....	29-21
LSU.....	0-1		

Beamer vs. the SEC

Alabama.....	0-1	Mississippi State.....	1-0
Arkansas.....	0-1	Missouri.....	1-3
Auburn.....	1-0	Oklahoma.....	1-0
Florida.....	1-2	Tennessee.....	1-2
Georgia.....	0-3	Texas.....	0-0
Kentucky.....	3-1	Texas A&M.....	2-2
LSU.....	0-1	Vanderbilt.....	4-0
Mississippi.....	0-1	TOTALS.....	15-17



Gamecock Single-Game Superlatives Under Beamer

Most Points Scored

1.	63	Tennessee.....	11/19/22
2.	56	vs Charlotte.....	09/24/22
	56	vs Wofford.....	11/23/24
4.	50	vs South Carolina State.....	09/29/22
	50	vs Akron.....	07/21/24

Fewest Points Allowed

1.	0	vs Eastern Illinois.....	09/04/21
2.	6	at Kentucky.....	09/07/24
3.	7	vs Akron.....	07/21/24
4.	7	at Vanderbilt.....	11/09/24
5.	9	at Oklahoma.....	10/19/24

Most First Downs

1.	35	vs Tennessee.....	11/19/22
2.	34	vs Wofford.....	11/23/24
3.	28	vs Charlotte.....	09/24/22
4.	27	vs North Carolina.....	12/30/21
	27	vs Akron.....	07/21/24

Fewest First Downs Allowed

1.	9	vs Eastern Illinois.....	09/04/21
	9	vs Akron.....	07/21/24
3.	12	at East Carolina.....	09/11/21
4.	13	vs Florida.....	11/06/21
	13	vs South Carolina State.....	09/29/22
	13	at Kentucky.....	09/07/24

Most Rushing Attempts

1.	56	vs Old Dominion.....	08/31/24
2.	53	vs Akron.....	07/21/24
3.	51	vs North Carolina.....	12/30/21
4.	47	vs Eastern Illinois.....	09/04/21
	47	vs Mississippi State.....	09/23/23

Opp. Fewest Rushing Attempts

1.	21	vs Akron.....	07/21/24
2.	22	vs Eastern Illinois.....	09/04/21
3.	23	vs Mississippi State.....	09/23/23
4.	26	vs Florida.....	11/06/21
5.	27	vs Kentucky.....	11/18/23
	27	vs Wofford.....	11/23/24

Most Rushing Yards

1.	301	vs North Carolina.....	12/30/21
2.	295	vs Charlotte.....	09/24/22
3.	286	vs Texas A&M.....	11/02/24
4.	284	vs Florida.....	11/06/21
5.	273	vs Akron.....	07/21/24

Fewest Rushing Yards Allowed

1.	28	vs Wofford.....	11/23/24.
2.	31	vs Eastern Illinois.....	09/04/21
3.	32	vs Mississippi State.....	09/23/23
4.	37	vs Akron.....	07/21/24
5.	53	at Oklahoma.....	10/19/24

Most Passes Attempted

1.	49	vs Notre Dame.....	12/30/22
2.	42	vs Clemson.....	11/27/21
	42	at Georgia.....	09/16/23
4.	40	at Missouri.....	10/21/23
5.	39	at Arkansas.....	09/10/22
	39	at Clemson.....	11/26/22
	39	vs North Carolina.....	09/02/23
	39	vs Jacksonville State.....	11/04/23

Opponents Fewest Pass Attempts

1.	17	at Kentucky.....	09/07/24
2.	18	vs South Carolina State.....	09/29/22
3.	19	vs Clemson.....	11/27/21
4.	21	vs Vanderbilt.....	10/16/21
	21	vs North Carolina.....	12/30/21
	21	at Arkansas.....	09/10/22
	21	at Vanderbilt.....	11/09/24

Most Passes Completed

1.	32	vs Furman.....	09/09/23
2.	31	vs Tennessee.....	11/19/22
	31	vs Notre Dame.....	12/30/22
4.	30	vs North Carolina.....	09/02/23
5.	28	vs Vanderbilt.....	11/11/23

Opponents Fewest Passes Completed

1.	6	at Kentucky.....	09/07/24
2.	7	vs Georgia State.....	09/03/22
	7	vs South Carolina State.....	09/29/22
4.	8	at Clemson.....	11/26/22
5.	9	vs Clemson.....	11/27/21

Most Passing Yards

1.	463	vs Furman.....	09/09/23
2.	453	vs Tennessee.....	11/19/22
3.	399	vs Jacksonville State.....	11/04/23
4.	377	at Arkansas.....	09/10/22
5.	360	at Clemson.....	11/26/22

Opponents Fewest Passing Yards

1.	44	at Kentucky.....	09/07/24
2.	75	vs South Carolina State.....	09/29/22
3.	78	vs Eastern Illinois.....	09/04/21
4.	99	vs Clemson.....	11/27/21
	99	at Clemson.....	11/26/22

Most Yards Total Offense

1.	608	vs Wofford.....	11/23/24
2.	606	vs Tennessee.....	11/19/22
3.	571	vs Furman.....	09/09/23
4.	549	vs Akron.....	07/21/24
5.	545	vs Charlotte.....	09/24/22

Opponents Fewest Yards Total Offense

1.	109	vs Eastern Illinois.....	09/04/21
2.	154	vs Akron.....	07/21/24
3.	183	at Kentucky.....	09/07/24
4.	220	vs South Carolina State.....	09/29/22
5.	234	vs Vanderbilt.....	11/11/23

Best Punting Average (Min. 3 Punts)

1.	56.8	vs Vanderbilt.....	10/16/21
2.	53.7	at Clemson.....	11/26/22
3.	53.6	at Vanderbilt.....	11/05/22
4.	53.2	vs Akron.....	07/21/24
5.	51.8	vs Ole Miss.....	10/05/24

Most Time of Possession

1.	39:02	vs North Carolina.....	12/30/21
2.	38:58	vs Tennessee.....	11/19/22
3.	36:18	vs Florida.....	11/06/21
4.	36:03	vs Akron.....	07/21/24
5.	35:46	vs Old Dominion.....	08/31/24

Longest Scoring Drive: By Yards

1.	99	vs Mississippi State.....	09/23/23
2.	98	vs Mississippi State.....	09/23/23
3.	95	vs South Carolina State.....	09/29/22
	95	vs Vanderbilt.....	11/11/23
5.	93	vs North Carolina.....	12/30/21

Longest Scoring Drive: By Time

1.	8:47	vs Wofford.....	11/23/24
2.	8:35	at Alabama.....	10/12/24
3.	7:50	at Missouri.....	11/13/21
4.	7:47	vs Old Dominion.....	08/31/24
5.	7:15	vs Mississippi State.....	09/23/23

Longest Scoring Drive: By Plays

1.	17	vs Wofford.....	11/23/24
2.	16	vs Mississippi State.....	09/23/23
	16	vs Old Dominion.....	08/31/24
	16	at Alabama.....	10/12/24
5.	15	vs Troy.....	10/02/21
	15	at Tennessee.....	10/09/21



MIKE SHULA **Offensive Coordinator/ Quarterback Coach**

- ◆ First year at South Carolina.
- ◆ Named the OC/QB Coach on Dec. 16, 2024
- ◆ Head coach at his alma mater, Alabama, from 2003-06
- ◆ Named the NFL Offensive Coordinator of the Year in 2015 after helping Cam Newton win NFL MVP honors and Carolina reached the Super Bowl.



CLAYTON WHITE **Defensive Coordinator/ Inside Linebackers Coach**

- ◆ Fourth year at South Carolina.
- ◆ A five-time nominee for the Broyles Award including 2024.
- ◆ Gamecocks have forced the most turnovers in the SEC over the past four seasons.
- ◆ Prior to his arrival in Columbia, most recently served as the DC at Western Kentucky.
- ◆ Played three seasons in the NFL.



SHAWN ELLIOTT **Running Game Coordinator/ Tight Ends Coach**

- ◆ First year at Carolina, but in his second stint with the program.
- ◆ Spent the past seven seasons as the head coach at Georgia State, posting a 41-44 record with four bowl wins.
- ◆ Was on the Gamecocks' staff from 2010-16 under Steve Spurrier and Will Muschamp.



JOE DECAMILLIS **Special Teams Coordinator**

- ◆ First year at South Carolina.
- ◆ Spent the 2023 season as a special assistant to Steve Sarkisian at Texas.
- ◆ Previously spent 34 years in the NFL, primarily coaching special teams.
- ◆ Won a pair of Super Bowls.
- ◆ Son-in-law of the late great Gamecock and NFL star player and head coach, Dan Reeves.



MARQUEL BLACKWELL **Running Backs Coach**

- ◆ First year at South Carolina.
- ◆ Experienced in the SEC after spending the 2022 season at Ole Miss and 2023 at Texas A&M.
- ◆ Previously had stints at Western Kentucky, USF, Toledo, West Virginia and Houston.
- ◆ Was a four-year starter and three-year captain as a quarterback at USF and played professionally with the NY Jets.



TORRIAN GRAY **Defensive Backs Coach**

- ◆ Fourth year at South Carolina.
- ◆ Has mentored Nick Emmanwori and Jalon Kilgore to Freshman All-America honors.
- ◆ Most recently worked as the cornerbacks coach at Florida.
- ◆ Boasts NFL coaching experience with Washington and Chicago.
- ◆ Coached at Virginia Tech, his alma mater, for 10 years following his NFL career.



MIKE FURREY **Wide Receivers Coach/ Passing Game Coordinator**

- ◆ First year at South Carolina.
- ◆ Most recently served for two years as the head coach at Limestone University.
- ◆ Spent four years as the wide receivers coach for the Chicago Bears.
- ◆ Spent seven seasons in the NFL as a player for St. Louis, Detroit, and Cleveland.



STERLING LUCAS **Outside Linebackers/ Defensive Ends Coach**

- ◆ Third year at South Carolina.
- ◆ Orangeburg, S.C. native who joined the staff in January of '22.
- ◆ Spent 2021 as an assistant defensive line coach for the Jacksonville Jaguars.
- ◆ Spent five seasons (2016-20) with the Baltimore Ravens.
- ◆ Began his coaching career at his alma mater, NC State.



LONNIE TEASLEY **Offensive Line Coach**


- ◆ Fourth year at South Carolina.
- ◆ Second year as the full-time offensive line coach.
- ◆ Served as the O-line coach in 2022 on an interim basis.
- ◆ Was an analyst on Shane Beamer's first staff at Carolina.
- ◆ Served as the offensive line coach at Tennessee Tech (2017), Arkansas-Pine Bluff (2018) and North Carolina Central (2019-20).



TRAVIAN ROBERTSON **Defensive Line Coach**

- ◆ Second year at South Carolina.
- ◆ Spent the 2022 season at Tulane, helping the Green Wave to a 12-2 record.
- ◆ Prior to that, logged a three-year stint at Georgia State under Shawn Elliott.
- ◆ Lettered four years at South Carolina, serving as the team captain in 2011.
- ◆ Played four seasons in the NFL.





JUJU McDOWELL

RB / 5-9 / 184 / SR / 3L

BAINBRIDGE, GA.
(LEE COUNTY)

0

- ◆ Turned in a career game in the return game against Wofford, logging a career best four kick returns for a new career high 82 yards.
- ◆ Has carried the ball 21 times this season, including a season-high five carries against Akron and Ole Miss in back-to-back games.
- ◆ Has one touchdown on the season, a 12-yard reception in the lopsided home win over Akron.
- ◆ Has totaled 416 all-purpose yards this season, including 317 yards in the return game.
- ◆ Has logged 161 career carries for 617 yards and six scores, while also recording 44 receptions for 375 yards and three touchdowns.
- ◆ Has played in 47 career games with five starts.

RUSHING	RUSH	Yds	TD	LG
OLD DOMINION	2	16	0	12
KENTUCKY	3	3	0	4
LSU	0	0	0	0
AKRON	5	29	0	9
OLE MISS	5	12	0	4
ALABAMA	0	0	0	0
OKLAHOMA	3	15	0	13
TEXAS A&M	0	0	0	0
VANDERBILT	3	12	0	5
MISSOURI	0	0	0	0
WOFFORD	0	0	0	0
CLEMSON	0	0	0	0
2024 TOTALS	21	87	0	13
CAREER TOTALS	161	617	6	35


RECEIVING	REC	Yds	TD	LG
2024 TOTALS	1	12	1	12
CAREER TOTALS	44	364	3	65

KICK RETURNS	KR	Yds	TD	LG
OLD DOMINION	3	53	0	21
KENTUCKY	1	17	0	17
LSU	0	0	0	0
AKRON	1	17	0	17
OLE MISS	0	0	0	0
ALABAMA	1	15	0	15
OKLAHOMA	1	20	0	20
TEXAS A&M	1	28	0	28
VANDERBILT	0	0	0	0
MISSOURI	2	25	0	18
WOFFORD	4	82	0	28
CLEMSON	0	0	0	0
2024 TOTALS	14	257	0	28
CAREER TOTALS	38	793	0	63

PUNT RETURNS	PR	Yds	TD	LG
OLD DOMINION	2	10	0	13
KENTUCKY	2	4	0	2
LSU	1	12	0	12
AKRON	1	1	0	1
OLE MISS	1	4	0	4
ALABAMA	2	5	0	3
OKLAHOMA	2	10	0	12
TEXAS A&M	0	0	0	0
VANDERBILT	1	7	0	7
MISSOURI	0	0	0	0
WOFFORD	1	-1	0	--
CLEMSON	1	8	0	8
2024 TOTALS	14	60	0	13
CAREER TOTALS	14	60	0	13

MCDOWELL'S HIGHS

Carries.....	12, Eastern Illinois, 2021
Yards Rushing.....	71, East Carolina, 2021
Long Rush.....	35, North Carolina, 2021
Rushing TDs.....	1, six times:last: Florida, 2023
Receptions.....	4, Charlotte, 2022
Yards Receiving.....	65, Clemson, 2022
Long Reception.....	65, Clemson, 2022
Receiving TDs.....	1, three times:last: Akron, 2024
Kickoff Returns.....	4, Wofford, 2024
Kickoff Return Yards.....	82, Wofford, 2024
Long Kickoff Return.....	63, East Carolina, 2021
Punt Returns.....	2, three times:last: Oklahoma, 2024
Punt Return Yards.....	81, Tennessee, 2021
Long Punt Return.....	63, East Carolina, 2021



ROBBY ASHFORD

QB / 6-2 / 229 / R-SR / TR

HOOVER, ALA.
(HOOVER/AUBURN)

4

- ◆ Saw significant action in the blowout win over Wofford, completing 3-of-4 passes for 23 yards but also rushing four times for 37 yards and one touchdown - a five-yard scamper in the fourth quarter.
- ◆ His rushing touchdown against the Terriers was his second rushing touchdown in a Gamecock uniform.
- ◆ Started for the first time in a Carolina uniform against Akron, completed 15-of-21 passes for 243 yards and tied a career high in touchdown passes with two, while rushing for a career best 133 yards and one score.
- ◆ His 133 yards on the ground against the Zips represent the sixth most rushing yards by a quarterback in program history.
- ◆ First player since Lorenzo Nunez (2015) to pass and throw for 100 yards in a game.
- ◆ Has appeared in eight games for the Gamecocks and has been steady in the passing game, completing 23-of-32 passes for 324 yards and two scores.
- ◆ Has completed 160-of-309 passes for 2,082 yards with 11 touchdowns and has also rushed 250 times for 1,154 yards and 14 touchdowns.

PASSING	C-A-I	Yds	TD	LG
KENTUCKY	1-1-0	7	0	7
LSU	2-4-0	42	0	31
AKRON	15-21-0	243	2	44
OLE MISS	0-0-0	0	0	0
ALABAMA	1-1-0	4	0	4
OKLAHOMA	1-1-0	5	0	5
VANDERBILT	0-0-0	0	0	0
WOFFORD	3-4-0	23	0	15
2024 TOTALS	23-32-0	324	2	44
SC TOTALS	23-32-0	324	2	44
AUB TOTALS	137-277-9	1758	9	62
CAREER TOTALS	160-309-9	2082	11	62

RUSHING	RUSH	Yds	TD	LG
KENTUCKY	6	26	0	18
LSU	11	11	0	15
AKRON	16	133	1	38
OLE MISS	1	2	0	2
ALABAMA	2	11	0	9
OKLAHOMA	0	0	0	0
VANDERBILT	1	7	0	7
WOFFORD	4	37	1	16
2024 TOTALS	41	227	2	38
SC TOTALS	41	227	2	38
AUB TOTALS	199	927	12	49
CAREER TOTALS	250	1154	14	49



ASHFORD'S HIGHS

Pass Attempts.....	38, twice:
.....LSU & Georgia, 2022	
Pass Completions.....	24, Arkansas, 2022
Passing Yards.....	337, LSU, 2022
Passing TDs	2, twice:
.....Akron, 2024 & LSU, 2022	
Long Pass.....	62, Georgia, 2022
Carries	19, Arkansas, 2022
Yards Rushing.....	133, Akron, 2024
Long Rush.....	49, Mercer, 2022
Rushing TDs	3, UMass, 2023
100-yard Rushing Games.....	3

MAZEO BENNETT JR.

3

WR / 5-11 / 185 / FR / HS

GREENVILLE, S.C.
(GREENVILLE.)

- ◆ Started the season with at least one reception in each of his first eight games but has cooled off with catches in two of the last four outings.
- ◆ Tied a career high in receptions in the win over Missouri, finishing the game with five catches for 23 yards, hauling in each of his five targets.
- ◆ Caught all three of his targets against Alabama, finishing the game with three receptions for 57 yards and one touchdown - a 36-yard strike in the second quarter to get Carolina on the board.
- ◆ Second on the team in receiving yards (324), receiving touchdowns (3) and total receptions (28).
- ◆ Appeared in all 12 games as a true freshman with four starts on the year, most recently starting against the Terriers.
- ◆ Has multiple receptions in nine of the 12 outings.

RECEIVING	REC	Yds	TD	LG
OLD DOMINION	2	18	0	10
KENTUCKY	3	63	1	32
LSU	1	7	0	7
AKRON	5	71	1	30
OLE MISS	3	41	0	16
ALABAMA	3	57	1	36
OKLAHOMA	2	13	0	11
TEXAS A&M	2	19	0	10
VANDERBILT	0	0	0	0
MISSOURI	5	23	0	14
WOFFORD	2	12	0	6
CLEMSON	0	0	0	0
2024 TOTALS	28	324	3	36
CAREER TOTALS	28	324	3	36

BENNETT'S HIGHS

Receptions.....	5, twice:
.....Akron & Missouri, 2024	
Yards Receiving.....	71, Akron, 2024
Long Reception.....	36, Alabama, 2024
Receiving TDs.....	1, three times:
.....last: Alabama, 2024	



RAHEIM "ROCKET" SANDERS

5

RB / 6-0 / 230 / SR / TR

ROCKLEDGE, FLA.
(ROCKLEDGE / ARKANSAS)

- ◆ Was named AP All-SEC Second Team and Coaches' All-SEC Second Team.
- ◆ Also named Semifinalist for College Football Comeback Player of the Year.
- ◆ Coming off a season finale against Clemson where he recorded 60 rushing yards on 18 carries and hauled in three receptions for 48 yards.
- ◆ Saw his six-game scoring streak come to an end in the win over the Tigers.
- ◆ Was responsible for the 15-yard touchdown reception that rocked the stadium with 15 seconds remaining in the 34-30 win over Missouri.
- ◆ Recorded his third 100+ yard rushing game of the season following the win over Vanderbilt, finishing with 126 yards on the ground and two scores.
- ◆ Recorded his first receiving touchdown in a Gamecock uniform against the Commodores, a screen pass from Sellers that turned into a 43-yard touchdown reception.
- ◆ Earned SEC Offensive Player of the Week for his efforts in the win over Vanderbilt.
- ◆ Has found the end zone in nine of the 12 games this season.
- ◆ Rushed 20 times for a season-best 144 yards and two scores against Texas A&M, while tying a career high in receptions with five and posting a career high in receiving yards with 92.
- ◆ Both of his rushing touchdowns against the Aggies came in the second half - a 52-yard scamper to put the Gamecocks on top for good in the third quarter and then a 7-yard score with just over two minutes left to ice the game.
- ◆ Has 12 collegiate 100-yard rushing performances, including three in a Gamecock uniform against LSU (143), Texas A&M (144) and Vanderbilt (126).
- ◆ Has carried the ball 183 times for 881 yards and 11 touchdowns, while adding 28 receptions for 316 yards and two scores.
- ◆ His 11 rushing touchdowns is tied for seventh most in a single-season in Gamecock history, needing one touchdown to tie Jeff Grantz and Andrew Pinnock for fifth all-time in a single season.
- ◆ Has 13 overall touchdowns this season which is tied for fifth all-time in a single season - needs one more to tie George Rogers for fourth on the list.
- ◆ Has appeared in 44 career games in four seasons, starting in 29 contests... having rushed 581 times for 3,111 yards and 28 touchdowns.
- ◆ Has added 77 career receptions for 771 yards and five additional touchdowns.

RUSHING	RUSH	Yds	TD	LG
OLD DOMINION	24	88	1	21
KENTUCKY	13	54	1	21
LSU	19	143	2	66
AKRON	1	1	0	1
OLE MISS	8	29	0	12
ALABAMA	16	78	1	23
OKLAHOMA	15	33	1	7
TEXAS A&M	20	144	2	52
VANDERBILT	15	126	2	39
MISSOURI	19	53	0	14
WOFFORD	15	72	1	17
CLEMSON	18	60	0	10
2024 TOTALS	183	881	11	66
SC TOTALS	183	881	11	66
ARK TOTALS	398	2230	17	76
CAREER TOTALS	581	3111	28	76

RECEIVING	REC	Yds	TD	LG
OLD DOMINION	1	10	0	10
KENTUCKY	0	0	0	0
LSU	1	11	0	11
AKRON	1	6	0	6
OLE MISS	1	5	0	5
ALABAMA	4	25	0	14
OKLAHOMA	1	7	0	7
TEXAS A&M	5	92	0	36

PLAYER NOTES - OFFENSE



VANDERBILT	2	52	1	43
MISSOURI	3	21	1	15
WOFFORD	5	39	0	17
CLEMSON	3	48	0	20
2024 TOTALS	27	316	2	43
SC TOTALS	27	316	2	43
ARK TOTALS	49	455	3	73
CAREER TOTALS	76	771	5	73

SANDERS' HIGHS

Carries 24, three times:
..... last, Old Dominion, 2024
Yards Rushing 232, Ole Miss, 2022
Long Rush 76, Ole Miss, 2022
Rushing TDs 3, Ole Miss, 2022
100-Yard Rushing Games 12
Receptions 5, three times:
..... last, Wofford, 2024
Yards Receiving 92, Texas A&M, 2024
Long Reception 73, Missouri State, 2022
Receiving TDs 1, five times:
..... last, Missouri, 2024



JOSHUA SIMON

TE / 6-4 / 259 / S-SR / 1L

DALZEL, S.C.
(CRESTWOOD/WESTERN KENTUCKY)

- ◆ Posted four consecutive game with a receiving touchdown, finishing with four receptions for 76 yards and one score in the win over Missouri - a 6-yard touchdown reception.
- ◆ Posted five touchdown receptions in a four-game span after starting the season with one touchdown through the first six games.
- ◆ Turned in a career game in the win over Texas A&M, hauling in four receptions for a career best 132 yards and tying a career high with two receiving touchdowns.
- ◆ Scored the game's second touchdown on a 15-yard pass in the opening quarter and was also responsible for icing the game with a 57-yard touchdown in the fourth quarter - the longest in his South Carolina tenure.
- ◆ Has 28 receptions in his last seven games for 367 yards and five touchdowns, emerging as the lead receiver for the Gamecocks.
- ◆ Leads Carolina in receptions with 34, receiving yards with 450 and receiving touchdowns with six - ranks eighth in the SEC with his six receiving touchdowns.
- ◆ Runs his streak of at least one reception to 19 consecutive games now for South Carolina following his eighth multi-reception outing of the season.
- ◆ Has played in 63 career games with 40 career starts under his belt, including 23 games at South Carolina with 14 starts - starting 10 of the 11 games he has played in this season.

RECEIVING	REC	Yds	TD	LG
OLD DOMINION	1	10	0	10
KENTUCKY	1	16	1	16
LSU	3	40	0	17
AKRON	1	17	0	17
OLE MISS	5	37	0	17
ALABAMA	5	22	0	8
OKLAHOMA	4	43	1	33
TEXAS A&M	4	132	2	57
VANDERBILT	3	40	1	17
MISSOURI	4	76	1	30
CLEMSON	3	17	0	9
2024 TOTALS	34	450	6	57
SC TOTALS	62	706	8	57
WKU TOTALS	86	1146	15	77
CAREER TOTALS	148	1852	23	77

SIMON'S HIGHS

Receptions 7, Jacksonville State, 2023
Yards Receiving 132, Texas A&M, 2024
Long Reception 77, Louisville, 2019
Receiving TDs 2, three times:
..... last, Texas A&M, 2024
Blocked Punts 1, Texas A&M, 2023
Fumble Recoveries 1, Kentucky, 2024



GAGE LARVADAIN

WR / 5-9 / 180 / SR / TR

DONALDSONVILLE, La.
(RIVERSIDE ACADEMY/MIAMI (OHIO))

- ◆ Made his ninth consecutive start in the 17-14 win at Clemson and recorded one reception for seven yards.
- ◆ Recorded his first receiving touchdown in a Gamecock uniform in the home finale against Wofford, finishing with two receptions for 20 yards.
- ◆ Is fifth on the team in receptions (18), while ranking seventh on the team in receiving yards (220).
- ◆ Has at least one reception in each of the last nine games since moving into the starting role.
- ◆ Has appeared in all 12 games with nine consecutive starts this season.
- ◆ Hauled in 156 receptions for 2,151 yards and 14 touchdowns in his collegiate career.

RECEIVING	REC	Yds	TD	LG
OLD DOMINION	0	0	0	0
KENTUCKY	0	0	0	0
LSU	0	0	0	0
AKRON	2	79	0	44
OLE MISS	5	39	0	11
ALABAMA	2	20	0	17
OKLAHOMA	1	7	0	7
TEXAS A&M	1	0	0	0
VANDERBILT	3	34	0	20
MISSOURI	1	14	0	14
WOFFORD	2	20	1	13
CLEMSON	1	7	0	7
2024 TOTALS	18	220	1	44
SC TOTALS	18	220	1	44
UM (OHIO) TOTALS	42	679	6	99
SLU TOTALS	96	1252	7	88
CAREER TOTALS	156	2151	14	99

LARVADAIN'S HIGHS

Receptions 12, Incarnate Word, 2021
Yards Receiving 273, UMass, 2023
Long Reception 99, UMass, 2023
Receiving TDs 3, UMass, 2023
100-Yard Receiving Games 5
Kickoff Returns 5, twice:
..... Nicholls, 2021 & Incarnate Word, 2022
Kickoff Return Yards 168, Nicholls, 2021
Long Kickoff Return 100, Nicholls, 2021
Kickoff Return TDs 1, Nicholls, 2021
Punt Returns 3, UMass, 2023
Longest Punt Return 23, Delaware St., 2023





**NYCK
HARBOR**

8

WR / 6-5 / 235 / SO / 1L


WASHINGTON, D.C.
(ARCHBISHOP CARROLL)

- ◆ Started for the fifth consecutive game following the win at Clemson and led the team in targets (6), receptions (3) and receiving yards (51) in the win over the Tigers.
- ◆ Found the end zone for the second consecutive game following the win over Wofford, finishing with three receptions for 48 yards, including a 26-yard touchdown grab.
- ◆ Turned in a career game with two receptions for a career-best 69 yards, including a 26 yard touchdown strike on the Gamecocks' first possession of the game against Missouri.
- ◆ Has really come into his own in the wide receiver room with 11 of his 22 grabs coming in the last four games, accounting for 211 yards and two scores during that span.
- ◆ Has three touchdown receptions on the season, tied with Mazeo Bennett for second on the team.
- ◆ Is fourth on the team in receptions this season with 22, while ranking fourth in receiving yards at 315.
- ◆ Has appeared in 24 games in his career with 12 starts, having started seven times this season.

RECEIVING	REC	Yds	TD	LG
OLD DOMINION	0	0	0	0
KENTUCKY	0	0	0	0
LSU	2	18	0	17
AKRON	2	17	0	9
OLE MISS	3	16	0	13
ALABAMA	2	40	1	31
OKLAHOMA	2	13	0	14
TEXAS A&M	0	0	0	0
VANDERBILT	3	43	0	23
MISSOURI	2	69	1	43
WOFFORD	3	48	1	26
CLEMSON	3	51	0	26
2024 TOTALS	22	315	3	43
CAREER TOTALS	34	510	4	45

HARBOR'S HIGHS

Receptions..... 6, Texas A&M, 2023
Yards Receiving..... 69, Missouri, 2024
Long Reception..... 45, Florida, 2023
Receiving Touchdowns..... 1, four times:
.....last, Wofford, 2024
Rushing Attempts..... 1, three times:
.....last: Akron, 2024
Rushing Yards..... 9, Missouri, 2023
Kick Returns..... 1, Missouri, 2024
Kick Return Yards..... 20, Missouri, 2024
Long Kickoff Return..... 20, Missouri, 2024



**LUKE
DOTY**

9

ATH / 6-1 / 218 / R-SR / 3L

MYRTLE BEACH, S.C.
(MYRTLE BEACH)

- ◆ Started his first game of the campaign against Wofford, finishing the game with a career high three receptions for 17 yards - his first three catches of the season.
- ◆ Has appeared in 40 career games with nine starts, six at quarterback and three at wide out.

- ◆ Has completed 141 of 232 passes for 1,543 yards with nine touchdowns... has rushed for 82 times for 173 yards and two touchdowns, while hauling in 16 receptions for 140 yards and one score.

RECEIVING	REC	Yds	TD	LG
2024 TOTALS	3	17	0	6
CAREER TOTALS	16	140	1	36

DOTY'S HIGHS

Pass Attempts..... 34, Troy, 2021
Pass Completions..... 20, Troy, 2021
Passing Yards..... 255, Troy, 2021
Passing TDs..... 2, Vanderbilt, 2021
Long Pass..... 82, Vanderbilt, 2021
Rushing Attempts..... 15, Georgia, 2020
Rushing Yards..... 59, Missouri, 2020
Long Rush..... 23, Tennessee, 2021
Rushing TDs..... 1, twice:
.....S.C. State, 2022 & Clemson, 2023
Receptions..... 3, three times,
.....last, Wofford, 2024
Yards Receiving..... 41, North Carolina, 2023
Long Reception..... 36, Furman, 2023
Receiving TDs..... 1, Furman, 2023



**JARED
BROWN**

14

WR / 5-11 / 195 / R-JR / TR

LILBURN, GA.
(PARKVIEW / COASTAL CAROLINA)

- ◆ Made his eighth appearance of the season in the win over Clemson and tied for the team lead in receptions with three for 41 yards - just one catch shy of tying his season high.
- ◆ Turned in arguably his best game in a Gamecock uniform against Missouri, finishing with two receptions for 48 yards, including a 38-yard touchdown reception for his first touchdown in a Carolina uniform.
- ◆ Has at least one reception in each of his last seven appearances for Carolina, including five catches in his last two outings.
- ◆ Has appeared in 35 collegiate contests over the past four seasons with 23 starts to his credit - has played in eight games for Carolina with three starts.

RECEIVING	REC	Yds	TD	LG
OLD DOMINION	0	0	0	0
KENTUCKY	4	50	0	21
LSU	3	48	0	39
OLE MISS	1	5	0	5
TEXAS A&M	1	1	0	1
VANDERBILT	1	51	0	51
MISSOURI	2	48	1	38
CLEMSON	3	41	0	22
2024 TOTALS	15	244	1	51
SC TOTALS	15	244	1	51
CCU TOTALS	108	1534	11	75
CAREER TOTALS	123	1778	12	75

J. BROWN'S HIGHS

Receptions..... 8, Georgia Southern, 2023
Yards Receiving..... 139, Ga. Southern, 2022
Long Reception..... 75, Old Dominion, 2022
Receiving Touchdowns..... 2, twice:
.....Georgia State, 2022 & Marshall, 2023
100-Yard Receiving Games..... 5
Carries..... 5, Marshall, 2022
Rushing Yards..... 84, Appalachian State, 2022
Long Rush..... 77, Jacksonville State, 2023
Rushing TDs..... 1, twice:
.....App. State, 2022 & Jacksonville State, 2023





DALEVON CAMPBELL

15

WR / 6-4 / 220 / S-SR / TR


MISSOURI CITY, TEXAS
(FORT BEND MARSHALL / NEVADA)

- ◆ Turned in a season-best game in the win over Wofford with five receptions for a career-best 120 yards.
- ◆ Turned in a pair of receptions for 86 yards in the win over Missouri, a then season-high for the Nevada transfer.
- ◆ Posted seven catches for 206 yards in two games combined after accounting for four receptions for 46 yards in the first eight games.
- ◆ Has 11 receptions for 252 yards, ranking fifth on the team in receiving yards.
- ◆ Has appeared in 11 games this season for Carolina, including a trio of starts.
- ◆ Has appeared in 59 career games with 20 starts to his credit.
- ◆ Credited with 87 receptions for 1,411 yards and three scores over his collegiate career.

RECEIVING	REC	Yds	TD	LG
OLD DOMINION	1	6	0	6
KENTUCKY	0	0	0	0
LSU	0	0	0	0
AKRON	1	27	0	27
OLE MISS	0	0	0	0
ALABAMA	1	8	0	8
OKLAHOMA	1	5	0	5
TEXAS A&M	0	0	0	0
MISSOURI	2	86	0	47
WOFFORD	5	120	0	58
CLEMSON	0	0	0	0
2024 TOTALS	11	252	0	58
SC TOTALS	11	252	0	58
NEV TOTALS	69	1053	3	73
ILL TOTALS	6	98	0	31
CAREER TOTALS	87	1403	3	73

CAMPBELL'S HIGHS

Receptions.....9, UNLV, 2022
Yards Receiving.....120, twice:
.....Wofford, 2024 & Fresno State, 2022
Long Reception.....73, Fresno State, 2022
Receiving Touchdowns.....1, three times:
.....last: Utah State, 2023
100-Yard Receiving Games.....2



LANORRIS SELLERS

16

QB / 6-3 / 242 / R-FR / SQ

FLORENCE, S.C.
(SOUTH FLORENCE)

- ◆ Named SEC Coaches' Freshman of the Year and was tabbed to the Coaches' Freshman All-SEC Team and All-SEC Third Team... also named a team captain and is a finalist for the 2024 Blanchard-Rogers Trophy.
- ◆ Is now 8-3 as a starting quarterback.
- ◆ Was named SEC co-Offensive Player of the Week after he torched the Clemson defense in "Death Valley" to end a perfect month of November, throwing for 164 yards and rushing for a career best 166 yards with two touchdowns.
- ◆ Scored the game-winning touchdown on a 3rd-and-16 play where he broke four tackles for a 20-yard touchdown run - earning the Pop-Tarts Crazy Good Play of the Week.

- ◆ His 166 rushing yards is the new season high by any Gamecock this season and is the fourth most rushing yards in a single game by a Carolina quarterback in program history.
- ◆ During the win in the Palmetto Bowl, Sellers became the first Power Four quarterback this season to throw for 150 and rush for 150 in a game.
- ◆ Tied a career high in completions in the win over Wofford prior to the thriller at Clemson, finishing 23-of-27 for 307 yards and three touchdowns - also added 53 yards on the ground and one rushing touchdown.
- ◆ Currently has two games with over 300+ passing yards this season, as well as two games with over 100+ rushing yards.
- ◆ Elevated his game to a whole new level in the triumph over Missouri, turning in a career game after completing 21-of-30 passes for 353 yards and five touchdowns - setting a new career high in passing yards and touchdowns.
- ◆ Threw five touchdowns to five different receivers, tying for the second most touchdown passes in a game in program history.
- ◆ His 353 passing yards also ties Spencer Rattler (vs. North Carolina - 2023) for the 25th most passing yards in a single game in program history.
- ◆ Was named SEC Offensive Player of the Week for his efforts in the win over Missouri.
- ◆ Completed 14-of-20 passes for 238 yards and two touchdowns in the win at No. 24 Vanderbilt earning SEC Freshman of the Week honors.
- ◆ Led the Gamecocks to a dominant 44-20 win over 10th-ranked Texas A&M, completing 13-of-27 passes against the Aggies for 244 yards and two touchdowns, including a career-long 57 yard connection to Josh Simon.
- ◆ Also added his first 100+ yard collegiate rushing game with a then-career high 106 yards on the ground, scoring a 23-yard touchdown run on the first drive of the game against Texas A&M.
- ◆ Earned SEC Freshman of the Week for his performance against the Aggies as well as the Davey O'Brien National Quarterback of the Week.
- ◆ Outplayed Heisman hopeful Jalen Milroe, completing a career-best 23 completions on 31 attempts for 238 yards and two scores - his first 200-yard passing game of his collegiate career.
- ◆ Recorded the longest touchdown run by a Gamecock quarterback against the LSU, bursting through for a 75 yard scamper in the opening half.
- ◆ Has completed 172-of-265 passes this season for 2,274 yards and 17 touchdowns, while adding 655 yards on the ground and seven scores.
- ◆ Needs one passing touchdown to tie a slew of quarterbacks for ninth all-time in a single season, two touchdowns to tie Spencer Rattler for eighth and three touchdowns to tie a trio of Gamecock greats (Todd Ellis, Steve Taneyhill, Stephen Garcia) for fifth in a single season.
- ◆ Has completed 64.9 percent of his passes this season, ranking eighth best percentage in a single season in program history.
- ◆ Has now made 15 career appearances with 11 starts, accounting for 2,360 passing yards on 176-of-269 completions and 19 scores - has also accumulated 706 yards and eight touchdowns with his legs.

PASSING	C-A-I	Yds	TD	LG
OLD DOMINION	10-23-0	114	0	41
KENTUCKY	10-14-1	166	2	36
LSU	9-16-1	113	0	39
OLE MISS	20-32-1	162	0	17
ALABAMA	23-31-1	238	2	36
OKLAHOMA	16-24-0	175	1	33
TEXAS A&M	13-27-0	244	2	57
VANDERBILT	14-20-0	238	2	51
MISSOURI	21-30-1	353	5	47
WOFFORD	23-27-1	307	3	58
CLEMSON	13-21-1	164	0	26
2024 TOTALS	172-265-7	2274	17	58
CAREER TOTALS	176-269-7	2360	19	58

RUSHING	RUSH	Yds	TD	LG
OLD DOMINION	22	68	1	23
KENTUCKY	8	-11	0	5
LSU	10	88	2	75
OLE MISS	15	55	0	30
ALABAMA	16	19	0	14
OKLAHOMA	13	28	0	25
TEXAS A&M	15	106	1	23
VANDERBILT	13	38	0	9
MISSOURI	14	45	0	10
WOFFORD	13	53	1	15
CLEMSON	16	166	2	38
2024 TOTALS	155	655	7	75
CAREER TOTALS	160	706	8	75



SELLERS' HIGHS

Pass Attempts.....	32, Ole Miss, 2024
Pass Completions.....	23, twice: Wofford & Alabama, 2024
Passing Yards.....	353, Missouri, 2024
Passing TDs.....	5, Missouri, 2024
Long Pass.....	58, Wofford, 2024
300-Yard Passing Games.....	2
Carries.....	22, Old Dominion, 2024
Rushing Yards.....	166, Clemson, 2024
Long Rush.....	75, LSU, 2024
Rushing TDs.....	2, twice: LSU & Clemson, 2024
100-Yard Rushing Games.....	2



VANDREVIUS JACOBS

19

WR / 6-0 / 195 / R-FR / TR

FORT PIERCE, FLA.
(VERO BEACH / FLORIDA STATE)

- ◆ Has at least one reception in each of the last five games he has played in.
- ◆ Made his fourth start of the season in the win over Oklahoma and turned in a career performance with four receptions for 40 yards.
- ◆ Led the Gamecocks in receiving in the win over Old Dominion in his Gamecock debut, hauling in two of his four targets for a career-best 59 yards.
- ◆ Has appeared in 14 career games, including nine with the Gamecocks this season and has started in four of his nine appearances this year.

RECEIVING	REC	Yds	TD	LG
OLD DOMINION	2	59	0	41
KENTUCKY	0	0	0	0
LSU	1	31	0	31
AKRON	0	0	0	0
OLE MISS	1	17	0	17
ALABAMA	2	23	0	12
OKLAHOMA	4	40	0	20
VANDERBILT	1	6	0	6
WOFFORD	1	5	0	5
2024 TOTALS	12	181	0	41
SC TOTALS	12	181	0	41
FSU TOTALS	3	60	1	28
CAREER TOTALS	15	241	1	41

JACOBS' HIGHS

Receptions.....	4, Oklahoma, 2024
Yards Receiving.....	59, Old Dominion, 2024
Long Reception.....	41, Old Dominion, 2024
Receiving Touchdowns.....	1, So. Miss, 2023



MICHAEL SMITH

20

TE / 6-6 / 255 / FR / HS

SAVANNAH, GA.
(CALVARY DAY SCHOOL)

- ◆ Hauled in his first collegiate touchdown in the win over Missouri, a five-yard reception.
- ◆ Has started in six of the 11 games as a true freshman this season.
- ◆ Has nine total catches on the season for 96 yards and one score.

RECEIVING	REC	Yds	TD	LG
OLD DOMINION	2	4	0	7
KENTUCKY	3	44	0	36
LSU	0	0	0	0
AKRON	1	3	0	3
OLE MISS	0	0	0	0
ALABAMA	1	15	0	15
OKLAHOMA	1	25	0	25
TEXAS A&M	0	0	0	0
VANDERBILT	0	0	0	0
MISSOURI	1	5	1	5
CLEMSON	0	0	0	0
2024 TOTALS	9	96	1	36
CAREER TOTALS	9	96	1	36

M. SMITH'S HIGHS

Receptions.....	3, Kentucky, 2024
Yards Receiving.....	44, Kentucky, 2024
Long Reception.....	36, Kentucky, 2024
Receiving Touchdowns.....	1, Missouri, 2024



JAWARN HOWELL

22

RB / 6-1 / 217 / SO / TR

MOORESVILLE, N.C.
(MOORESVILLE / SOUTH CAROLINA STATE)


- ◆ Turned in his best game in a Carolina uniform in the win over Wofford, finishing the game with with two carries for 35 yards and one touchdown - a 27-yard carry in the fourth quarter.
- ◆ Made back-to-back appearances for South Carolina against Akron and Ole Miss.
- ◆ Made his first appearance of the season in the win over Akron, logging five carries for 33 yards and his first South Carolina touchdown, a 23-yard run to the endzone.
- ◆ Has now rushed 116 career times for 901 yards and nine scores.

RUSHING	RUSH	Yds	TD	LG
AKRON	5	33	1	23
OLE MISS	4	19	0	8
OKLAHOMA	3	5	0	3
WOFFORD	2	35	1	27
2024 TOTALS	14	92	2	27
SC TOTALS	14	92	2	27
SCSU TOTALS	102	809	7	85
CAREER TOTALS	116	901	9	85

HOWELL'S HIGHS

Carries.....	27, Howard, 2023
Rushing Yards.....	283, Howard, 2023
Long Rush.....	85, Howard, 2023
Rushing TDs.....	3, twice: Delaware State & Howard, 2023
100-Yard Rushing Games.....	3
Receptions.....	4, The Citadel, 2023
Yards Receiving.....	93, Tennessee Tech, 2023
Long Reception.....	90, Tennessee Tech, 2023
Receiving Touchdowns.....	1, twice: Va. Lynchburg & Tennessee Tech, 2023





27

**OSCAR
ADAWAY III**

RB / 6-0 / 223 / S-SR / TR


**NORTH LITTLE ROCK, ARK.
(NORTH LITTLE ROCK/NORTH TEXAS)**

- ◆ Provided an explosive burst off the bench in the win over Clemson with six carries for 41 yards, one shy of tying his season high set against Akron.
- ◆ Was credited with 11 rushing yards in the win over Wofford but also added a new career high in receiving yards (37) and long reception (30).
- ◆ Earned his first start in a Gamecock uniform against Ole Miss, finishing the game with nine carries for 34 yards.
- ◆ Saw a heavy load of carries in the win over Akron with 14 rushes for 42 yards and tied a career high in touchdowns with two - his only two scores this season in a Gamecock uniform.
- ◆ Has appeared in 43 collegiate games, rushing 407 times for 2,208 yards and 16 touchdowns.

RUSHING	RUSH	Yds	TD	LG
OLD DOMINION	4	5	0	5
KENTUCKY	1	-1	0	0
LSU	1	1	0	1
AKRON	14	42	2	8
OLE MISS	9	34	0	7
ALABAMA	4	14	0	6
OKLAHOMA	4	8	0	4
TEXAS A&M	8	36	0	27
VANDERBILT	8	34	0	11
MISSOURI	1	1	0	1
WOFFORD	3	11	0	5
CLEMSON	6	41	0	21
2024 TOTALS	63	226	2	27
SC TOTALS	63	226	2	27
NT TOTALS	344	1935	14	77
CAREER TOTALS	407	2161	16	77

ADAWAY'S HIGHS

Carries	26, Appalachian State, 2020
Yards Rushing	126, Tulsa, 2023
Long Rush	77, Tulsa, 2023
Rushing TDs	2, three times:
.....	last, Akron, 2024
100-Yard Rushing Games	7
Receptions	3, three times:
.....	last: Alabama, 2024
Yards Receiving	37, Wofford, 2024
Long Reception	30, Wofford, 2024
Receiving TDs	1, UNLV, 2022



44

**MAURICE
BROWN II**

TE / 6-3 / 252 / SO / 1L

**UPPER MARLBORO, Md.
(C.H. FLOWERS)**

- ◆ Recorded his first collegiate reception against Wofford, a one-yard touch-down strike to end the opening half.
- ◆ Was credited with one carry against Ole Miss on a fake punt and later in the season scored on a two-point conversion at Oklahoma.
- ◆ Earned a scholarship in the middle of the week prior to the LSU game and then proceeded to block his first collegiate punt in the contest against the Tigers.
- ◆ Has made 23 career appearances, doing so in 23 consecutive games dating back to last season.

M. BROWN'S HIGHS

Receptions	1, Wofford, 2024
Yards Receiving	1, Wofford, 2024
Long Reception	1, Wofford, 2024
Receiving Touchdowns	1, Wofford, 2024
Carries	1, Ole Miss, 2024
Blocked Punts	1, LSU, 2024




50

**JATAVIUS
SHIVERS**

OL / 6-7 / 320 / R-FR / SQ

**VILLA RICA, Ga.
(VILLA RICA)**

- ◆ Missed three consecutive games before returning to action to compete against both Wofford and Clemson to end the 2024 regular season.
- ◆ Had appeared in four consecutive games prior to his absence against Texas A&M.
- ◆ Has now made seven appearances on the season for the Gamecocks.
- ◆ Saw significant playing time at right tackle in the contests against Alabama and Oklahoma, replacing Cason Henry in both games.
- ◆ Made his season debut at Kentucky in a dominating win in Lexington.
- ◆ Has appeared in eight games during his collegiate career.




51

**TREE
BABALADE**

OL / 6-6 / 338 / SO / 1L

**HYATTSVILLE, Md.
(DeMATHA CATHOLIC)**

- ◆ Missed each of the last two games to conclude the 2024 regular season.
- ◆ Made his first start of the season at the left tackle spot against Missouri, replacing an injured Josiah Thompson for his fourth appearance of the season.
- ◆ Replaced Josiah Thompson at left tackle for the second half against Vanderbilt for his first appearance since week 2 at Kentucky.
- ◆ Appeared in the first two games of the season, doing so in a reserve role against Old Dominion and Kentucky.
- ◆ Saw significant playing time as a true freshman, appearing in 11 games with nine starts to his credit - has now played in 15 career games with 10 starts in his collegiate career.



52

**KAMAAR
BELL**

OL / 6-2 / 319 / S-SR / TR

**MOULTRIE, Ga.
(COLQUITT COUNTY/FLORIDA ATLANTIC)**

- ◆ Has been the starting left guard for the Gamecocks all season long, starting each of the 12 games this season.
- ◆ Has appeared in 45 collegiate games with 41 career starts to his credit.
- ◆ Started all 12 games for Florida Atlantic in 2023 at the guard position and has now carried that over to the starting role at Carolina with 12 consecutive starts.





VERSHON LEE

53

OL / 6-4 / 314 / R-SR / 3L

WOODBRIDGE, Va.
(FREEDOM)

- ◆ Earned the starting nod at center for the Gamecocks in each of the 12 games this season... named a team captain.
- ◆ Veteran leader on the offensive line who returns for his fifth season, can line up at tackle, guard and center.
- ◆ Has appeared in 50 career games, including 39 starts to his credit - 17 at center, 16 at left guard and six at right tackle.



RYAN BRUBAKER

73

OL / 6-6 / 309 / R-SO / SQ

STEVENS, Pa.
(COCALICO)

- ◆ Missed six consecutive games but returned to action in the wins over both Wofford and Clemson to conclude the regular season.
- ◆ Made three consecutive appearances prior to the loss in Tuscaloosa.
- ◆ Saw action against Kentucky and LSU on the special teams unit and has now competed in five career games after missing the 2023 season with an injury.



JOSIAH THOMPSON

74

OL / 6-7 / 300 / FR / HS

DILLON, S.C.
(DILLON)

- ◆ Named to the On3.com True Freshman All-America Team as well as the Coaches' Freshman All-SEC Team.
- ◆ Started in 11 of the 12 games this season, missing time against Missouri following an injury sustained in the win over Vanderbilt.
- ◆ Highly talented freshman who has made the left tackle spot his home.
- ◆ Named South Carolina's Mr. Football, just the second offensive lineman to win the award.




CASON HENRY

75

OL / 6-6 / 310 / R-SO / SQ

MARIETTA, Ga.
(WALTON)

- ◆ Missed the majority of the 2023 season last year but has come back in a big way to start at right tackle in each of the first 12 games through the 2024 campaign.
- ◆ Was named Most Improved Player of the Spring for the offense.
- ◆ Had appeared in 16 games over the past three seasons and has 13 starts to his name.



TORRICELLI SIMPKINS III

76

OL / 6-5 / 319 / R-SR / TR

CHARLOTTE, N.C.
(OLYMPIC/NORTH CAROLINA CENTRAL)

- ◆ Named to the Coaches' All-SEC Third Team.
- ◆ Has proven to be a physical lineman for the Gamecocks, having started each of the 12 games at right guard... named a team captain.
- ◆ Earned SEC Offensive Lineman of the Week in back-to-back weeks, doing so against Texas A&M and Vanderbilt.
- ◆ Was also the Outland Trophy National Player of the Week following the win against the Aggies.
- ◆ Talented offensive lineman who spent the previous three seasons at North Carolina Central - was recruited to North Carolina Central by Gamecock offensive line coach Lonnie Teasley.
- ◆ Has now started 47-consecutive games, earning the starting spot in 35 games for the Eagles prior to starting 12-consecutive games for Carolina..



TROVON BAUGH

78

OL / 6-4 / 337 / SO / 1L

ATLANTA, Ga.
(PAGE ACADEMY)

- ◆ Has played in 11 of the 12 games this season in a reserve role, missing only the LSU game.
- ◆ Dressed against LSU but was unable to get onto the field, nursing an injury sustained against Kentucky.
- ◆ Has now appeared in 23 games in his collegiate career.



BRADY HUNT

87


TE / 6-5 / 253 / R-JR / TR

MUNCIE, Ind.
(DELTA/BALL STATE)

- ◆ Has been sidelined each of the last two games following an injury sustained in the win over Missouri.
- ◆ Has two receptions for 22 yards on the season.
- ◆ Has registered 48 career receptions for 520 yards and five touchdowns.
- ◆ Has appeared in 24 career games with 12 career starts to his credit.

RECEIVING	REC	Yds	TD	LG
OLD DOMINION	0	0	0	0
KENTUCKY	0	0	0	0
LSU	0	0	0	0
AKRON	1	11	0	11
OLE MISS	0	0	0	0
ALABAMA	0	0	0	0
OKLAHOMA	0	0	0	0
TEXAS A&M	0	0	0	0
VANDERBILT	0	0	0	0
MISSOURI	1	11	0	11
2024 TOTALS	2	22	0	11
SC TOTALS	2	22	0	11
BSU TOTALS	46	498	5	30
CAREER TOTALS	48	520	5	30





DEBO WILLIAMS

LB / 6-1 / 232 / R-SR / 3L


SMYRNA, DEL. (SMYRNA)

- ◆ Two-time team captain who came up big in the win over Texas A&M with two 4th-and-1 stops late in the game.
- ◆ Collected a season high in tackles in the win over Oklahoma, finishing with nine tackles, including eight assisted.
- ◆ Recorded multiple tackles in 11 of the 12 games this season and has six games with five or more tackles.
- ◆ Ranks fourth on the team in tackles with 59.
- ◆ Recovered a fumble in the season-opening win against Old Dominion, his second career fumble recovery.
- ◆ Has played in 50 career games for the Gamecocks with 26 career starts - recording 221 career tackles and 18.0 tackles for loss.

DEFENSE	TKL	TFL	SACKS	QBH
OLD DOMINION	7	0.0	0.0	0
KENTUCKY	6	2.0	0.0	0
LSU	6	0.0	0.0	0
AKRON	4	0.5	0.5	0
OLE MISS	5	0.0	0.0	0
ALABAMA	3	0.0	0.0	0
OKLAHOMA	9	0.5	0.0	0
TEXAS A&M	3	0.0	0.0	0
VANDERBILT	4	1.0	0.0	1
MISSOURI	7	0.5	0.0	0
WOFFORD	4	0.0	0.0	0
CLEMSON	1	0.0	0.0	0
2024 TOTALS	59	4.5	0.5	1
CAREER TOTALS	221	18.0	3.0	8

D. WILLIAMS' HIGHS

Tackles.....14, twice:
..... North Carolina & Missouri, 2023
Sacks.....1.5, Florida, 2022
Tackles for Loss.....3.5, Florida, 2023
QB Hurries.....2, Missouri, 2023
Pass Breakups.....1, four times:
.....last: Kentucky, 2023
Forced Fumbles.....1, Vanderbilt, 2022
Fumble Recoveries.....1, twice:
..... ODU, 2024 & Jacksonville St., 2023
Blocked Punts.....2, Eastern Illinois, 2021



DQ SMITH

DB / 6-1 / 215 / JR / 2L

COLUMBIA, S.C. (SPRING VALLEY)


- ◆ Posted four tackles in the Palmetto Bowl win over the Tigers in his 11th start of the season.
- ◆ Earned the start against the Terriers in the final home game but was not credited with any stats, ending a string of nine consecutive games with a tackle to start the season.
- ◆ Posted a season-best 10 tackles in the narrow loss at Alabama.
- ◆ Finished with six tackles against Ole Miss and was able to force a fumble against Juice Wells at the goal line, resulting in a touchback for Carolina.
- ◆ Has now forced one fumble in each of his three seasons with South Carolina.
- ◆ Hauled in his first interception of the season in the win over Akron, his fourth career interception.

- ◆ Has eclipsed five tackles on three occasions during the 2024 campaign.
- ◆ Has now appeared in 36 career games with 33 starts to his credit.
- ◆ Registered 162 career tackles with four interceptions and 10 breakups.

DEFENSE	TKL	TFL	INT	PBU
OLD DOMINION	1	0.0	0	0
KENTUCKY	1	0.0	0	0
LSU	5	0.0	0	2
AKRON	1	0.0	1	0
OLE MISS	6	0.0	0	0
ALABAMA	10	0.0	0	0
OKLAHOMA	4	0.0	0	0
TEXAS A&M	2	0.0	0	1
MISSOURI	1	0.0	0	0
WOFFORD	0	0.0	0	0
CLEMSON	4	0.0	0	0
2024 TOTALS	35	0.0	1	3
CAREER TOTALS	162	2.5	4	10

SMITH'S HIGHS

Tackles.....12, Tennessee, 2023
Tackles for Loss.....1.0, twice:
..... Vanderbilt, 2022 & Jacksonville State, 2023
Sacks.....1.0, Vanderbilt, 2022
Interception.....1, four times:
.....last: Akron, 2024
Pass Breakups.....2, twice:
.....LSU, 2024 & Texas A&M, 2022
Forced Fumbles.....1, three times:
.....last: Ole Miss, 2024
Fumble Recoveries.....1, Kentucky, 2023
QB Hurries.....1, twice:
..... Texas A&M & Florida, 2022



O'DONNELL FORTUNE

DB / 6-1 / 185 / R-SR / 3L

SUMTER, S.C. (SUMTER)

- ◆ Recorded five tackles in the road win at Clemson, putting him over the career century mark in tackles.
- ◆ Capped off his home career with a pair of tackles on Senior Day against Wofford.
- ◆ Recorded four tackles and his third interception of the season in the win over 10th-ranked Texas A&M - originally housed the interception for a pick six but was ruled out of bounds.
- ◆ Had interceptions in two games of a three-game span for Carolina - ranks third on the team with three interceptions and sixth in the SEC.
- ◆ Turned in a career game in Tuscaloosa, finishing with a career high nine tackles and tied a career best 1.0 tackles for loss, while also recording an interception in the back of the end zone.
- ◆ Has at least three tackles in eight of the 12 games played this season, including a trio of games with five or more tackles.
- ◆ Veteran cornerback who got off to a strong start to the season with four tackles and one interception in the win over Old Dominion.
- ◆ Carries with him 104 career tackles, seven interceptions and nine pass breakups.
- ◆ Has played in 43 career games with 23 career starts for the Gamecocks.

DEFENSE	TKL	TFL	INT	PBU
OLD DOMINION	4	0.0	1	0
KENTUCKY	2	1.0	0	0
LSU	5	0.0	0	1
AKRON	2	0.0	0	1
OLE MISS	3	0.0	0	0
ALABAMA	9	1.0	1	0
OKLAHOMA	0	0.0	0	0
TEXAS A&M	4	0.0	1	0
VANDERBILT	3	0.0	0	1
MISSOURI	4	0.0	0	0



WOFFORD	2	0.0	0	0
CLEMSON	5	0.0	0	0
2024 TOTALS	43	2.0	3	3
CAREER TOTALS	104	3.0	7	9

FORTUNE'S HIGHS

Tackles.....	9, Alabama, 2024
Tackles for Loss.....	1.0, three times: last: Alabama, 2024
Interceptions.....	1, seven times: last, Texas A&M, 2024
Pass Breakups.....	2, Vanderbilt, 2023
Forced Fumbles.....	1, twice: Vanderbilt, 2022 & Ole Miss, 2024
Fumble Recoveries.....	1, Georgia, 2021



VICARI SWAIN

DB / 6-1 / 190 / R-FR / SQ

CARROLLTON, GA.
(CENTRAL)

4

- ◆ Made his 12th consecutive appearance for the Gamecocks this season following the win Clemson and was credited with one tackle.
- ◆ Second-year defensive back that turned in a career game at Kentucky with three tackles, including his first career sack and tackle for loss.
- ◆ Also recorded his first career forced fumble in the win over the Wildcats.
- ◆ Has 11 tackles on the season and 13 in his career.
- ◆ Has now appeared in 15 collegiate games.

DEFENSE	TKL	TFL	INT	PBU
OLD DOMINION	0	0.0	0	0
KENTUCKY	3	1.0	0	0
LSU	0	0.0	0	0
AKRON	0	0.0	0	0
ALABAMA	2	0.0	0	0
OKLAHOMA	1	0.0	0	0
TEXAS A&M	1	0.0	0	0
VANDERBILT	0	0.0	0	0
MISSOURI	2	0.0	0	0
WOFFORD	1	0.0	0	1
CLEMSON	1	0.0	0	0
2024 TOTALS	11	1.0	0	1
CAREER TOTALS	13	1.0	0	1

SWAIN'S HIGHS

Tackles.....	3, Kentucky, 2024
Tackles for Loss.....	1.0, Kentucky, 2024
Sacks.....	1.0, Kentucky, 2024
Pass Breakups.....	1, Wofford, 2024
Forced Fumbles.....	1, Kentucky, 2024
QB Hurries.....	1, Oklahoma, 2024



KYLE KENNARD

EDGE / 6-5 / 254 / S-SR / TR

ATLANTA, GA.
(RIVERWOOD / GEORGIA TECH)

5

- ◆ Winner of the 2024 Bronko Nagurski Trophy.
- ◆ Was selected as the AP SEC Defensive Player of the Year as well as the SEC Coaches' Defensive Player of the Year.
- ◆ Named Reese's Senior Bowl, Walter Camp, AFCA and FWAA First Team All-America and the AP and Sporting News second-team All-America, earning Consensus All-America honors.

- ◆ Earned a spot on the USA Today All-SEC Team, Coaches' All-SEC First Team and the AP All-SEC First Team.
- ◆ Was named a Finalist for the 2024 Blanchard-Rogers Trophy.
- ◆ Prior to the Missouri game he was named a Chuck Bednarik Award semifinalist as well a Walter Camp Player of the Year semifinalist.
- ◆ Credited with three tackles in the win over Wofford, including 1.0 sack/TFL for his ninth game with a sack or tackle for loss.
- ◆ Was credited with just one tackle against Vanderbilt but it was a big one, a strip sack of Diego Pavia and then recovered the fumble himself.
- ◆ Was also credited with a career high four quarterback hurries against Vanderbilt.
- ◆ Had back-to-back games with a fumble recovery against Texas A&M and Vanderbilt.
- ◆ Turned in a season-best performance in Tuscaloosa with a season-high seven tackles that included 3.0 tackles for loss and 2.0 sacks.
- ◆ Has recorded at least 1.0 tackle for loss in nine of the 12 games and has at least 1.0 sack in eight of the 12 games played.
- ◆ Leads the SEC in tackles for loss per game (1.3), sacks per game (0.96), while ranking 13th in the NCAA in TFLs (15.5) and sixth in sacks (11.5).
- ◆ Also ranks fifth in the SEC in forced fumbles (3) and fourth in fumble recoveries (2).
- ◆ Is currently second all-time in a single season for sacks (11.5), needing 1.5 sacks to tie Jadeveon Clowney's school record of 13 sacks.
- ◆ Has 15.5 tackles for loss and needs just 0.5 tackles for loss to tie Rickey Hagood for third on the single-season list and 4.0 tackles for loss to tie Eric Norwood for second on the list.
- ◆ Forced one fumble in each of the first two games of the season and now has three forced fumbles after his third against the Commodores.
- ◆ Greeted the Gamecocks with a strong opening performance against Old Dominion, finishing the game with four tackles, while racking up 3.5 tackles for loss, 2.5 sacks and one forced fumble - earning SEC Defensive Lineman of the Week in the process.
- ◆ Veteran presence who has played in 54 career games over the last five years with 32 starts.
- ◆ Has been credited with 143 career tackles and has posted 37.0 tackles for loss and 24.0 career sacks.

DEFENSE	TKL	TFL	SACKS	QBH
OLD DOMINION	4	3.5	2.5	0
KENTUCKY	1	1.0	1.0	1
LSU	3	2.5	1.5	1
AKRON	2	1.5	0.5	0
OLE MISS	0	0.0	0.0	1
ALABAMA	7	3.0	2.0	1
OKLAHOMA	2	1.0	1.0	0
TEXAS A&M	3	0.0	0.0	0
VANDERBILT	1	1.0	1.0	4
MISSOURI	2	1.0	1.0	1
WOFFORD	3	1.0	1.0	1
CLEMSON	0	0.0	0.0	0
2024 TOTALS	28	15.5	11.5	10
SC TOTALS	28	15.5	11.5	10
GT TOTALS	115	21.5	12.5	4
CAREER TOTALS	143	37.0	24.0	14

KENNARD'S HIGHS

Tackles.....	8, twice: Louisville & Wake Forest, 2023
Sacks.....	4.0, Wake Forest, 2023
Tackles for Loss.....	4.0, Wake Forest, 2023
QB Hurries.....	4, Vanderbilt, 2024
Pass Breakups.....	1, Akron, 2024
Forced Fumbles.....	1, five times: last, Vanderbilt, 2024
Fumble Recoveries.....	1, four times: last, Vanderbilt, 2024





6

DYLAN STEWART
EDGE / 6-6 / 248 / FR / HS
WASHINGTON, D.C.
(FRIENDSHIP ACADEMY)

- ◆ Named to the On3.com True Freshman All-America Team and the Coaches' Freshman All-SEC Team.
- ◆ Was named a Finalist for the Shaun Alexander Freshman of the Year Award.
- ◆ Was credited with one tackle and his first career pass breakup in the regular season finale at Clemson.
- ◆ Started in each of the final 10 games during the 2024 regular season.
- ◆ Posted three consecutive games with 1.0 tackle for loss and has recorded at least 1.0 tackle for loss in seven of the 12 games this season, including four of the last six.
- ◆ Earned the Shaun Alexander Freshman Player of the Week for his performance against Texas A&M where he finished with two tackles, including 1.0 TFL/sack.
- ◆ Is second on the team in sacks with 6.5, ranking 14th in the SEC.
- ◆ Was very disruptive in the game against Ole Miss, finishing with a career high four tackles, including a career best 3.0 tackles for loss and adding 1.0 sack.
- ◆ Was able to record four tackles, 1.5 tackles for loss and 1.5 sacks in his first collegiate game in the Garnet & Black - earning SEC Defensive Lineman of the Week as well as the Shaun Alexander Freshman Player of the Week.
- ◆ Has played all 12 games as a true freshman, garnering 10 starts.

DEFENSE	TKL	TFL	SACKS	QBH
OLD DOMINION	4	1.5	1.5	1
KENTUCKY	2	1.0	1.0	1
LSU	0	0.0	0.0	1
AKRON	2	0.0	0.0	0
OLE MISS	4	3.0	1.0	0
ALABAMA	0	0.0	0.0	0
OKLAHOMA	2	1.0	1.0	1
TEXAS A&M	2	1.0	1.0	0
VANDERBILT	2	1.0	0.0	0
MISSOURI	0	0.0	0.0	0
WOFFORD	1	1.0	1.0	0
CLEMSON	1	0.0	0.0	0
2024 TOTALS	18	9.5	6.5	4
CAREER TOTALS	18	9.5	6.5	4

STEWART'S HIGHS

Tackles.....4, twice:
.....Old Dominion & Ole Miss, 2024
Sacks.....1.5, Old Dominion, 2024
Tackles for Loss.....3.0, Ole Miss, 2024
Forced Fumbles.....2, Old Dominion, 2024
Fumble Recoveries.....1, LSU, 2024
QB Hurries.....1, four times:
.....last, Oklahoma, 2024
Pass Breakups.....1, Clemson, 2024

- ◆ Named a quarterfinalist for the 2024 Lott IMPACT Trophy and was a Jim Thorpe Award Semifinalist.
- ◆ Posted seven tackles in the regular season finale at Clemson, leading the Gamecocks to a second consecutive win in "Death Valley".
- ◆ Led the Gamecocks in total tackles for three consecutive games against Vanderbilt (8), Missouri (11) and Wofford (5).
- ◆ Turned in a dominating performance in Oklahoma with 11 tackles, two interceptions and one tackle for loss.
- ◆ Picked off Sooners' QB Michael Hawkins Jr. twice, once on the first play of the game and then later on Oklahoma's third offensive drive where he housed the interception 65 yards for his second pick-six of the season.
- ◆ Earned SEC co-Defensive Player of the Week for his performance against the Sooners.
- ◆ Has accounted for 107 interception return yards and needs 52 more to tie Ed Pasky (1949) for the school record of return yards in a single season.
- ◆ Has finished with at least three tackles in all 12 games and has accounted for five or more tackles in nine contests this season.
- ◆ Has led the Gamecocks in tackles six times this season against: Kentucky (7), LSU (9), Oklahoma (11), Vanderbilt (8), Missouri (11) and Wofford (5).
- ◆ Recorded an interception in back-to-back weeks against the Tigers and Wildcats, housing the interception against Kentucky for his first collegiate pick-six.
- ◆ Earned SEC Defensive Player of the Week for his performance at Kentucky.
- ◆ Leads the team in total tackles with 83, ranking 10th in the SEC in tackles per game (6.9).
- ◆ His four interceptions this season ranks second in the SEC and 18th in the NCAA.
- ◆ Has appeared in 35 games for the Gamecocks and has started in 34 outings - having been credited with 239 career tackles, six interceptions and 11 breakups.

DEFENSE	TKL	TFL	INT	PBU
OLD DOMINION	5	0.0	0	1
KENTUCKY	7	0.0	1	0
LSU	9	0.0	1	0
AKRON	3	0.0	0	0
OLE MISS	5	0.0	0	1
ALABAMA	9	0.0	0	0
OKLAHOMA	11	1.0	2	0
TEXAS A&M	3	1.0	0	0
VANDERBILT	8	0.0	0	0
MISSOURI	11	0.0	0	0
WOFFORD	5	1.0	0	0
CLEMSON	7	0.0	0	0
2024 TOTALS	83	3.0	4	2
CAREER TOTALS	239	4.0	6	11

EMMANWORI'S HIGHS


Tackles.....14, Georgia, 2022
Tackles for Loss.....1.0, four times:
.....last, Wofford, 2024
Interceptions.....2, Oklahoma, 2024
Fumble Recovery.....1, Clemson, 2022
QB Hurries.....1, three times:
.....last: Florida, 2023
Pass Breakups.....2, twice:
.....Florida & Vanderbilt, 2023
Touchdowns.....1, twice:
.....Kentucky & Oklahoma, 2024



7

NICK EMMANWORI
DB / 6-3 / 227 / JR / 2L
IRMO, S.C.
(IRMO)

- ◆ Was named to the AP, The Sporting News and the Reese's Senior Bowl All-America First Team... was a second-team selection by FWAA and SI.com.
- ◆ Earned spots on the AP All-SEC First Team, the Coaches' All-SEC First Team and the USA Today All-SEC Team.
- ◆ Finalist for the 2024 Blanchard-Rogers Trophy.



9

DESMOND UMEOZULU
EDGE / 6-6 / 258 / SO / 1L
UPPER MARLBORO, Md.
(C.H. FLOWERS)

- ◆ Was on the kickoff coverage unit in the Palmetto Bowl win over Clemson - did not record any stats.
- ◆ Made five consecutive appearances to start the season prior to missing the contest at Alabama - recorded tackles against Kentucky and Akron.



- ◆ Tallied his first career sack in the win at Kentucky.
- ◆ Has now appeared in 23 games in his collegiate career, playing all 12 contests as a true freshman in 2023 and now 11 games during his sophomore campaign.

DEFENSE	TKL	TFL	SACKS	QBH
OLD DOMINION	0	0.0	0.0	0
KENTUCKY	1	0.5	0.5	0
LSU	0	0.0	0.0	0
AKRON	1	0.0	0.0	0
OLE MISS	0	0.0	0.0	0
OKLAHOMA	0	0.0	0.0	0
TEXAS A&M	0	0.0	0.0	0
VANDERBILT	0	0.0	0.0	0
MISSOURI	0	0.0	0.0	0
WOFFORD	0	0.0	0.0	0
CLEMSON	0	0.0	0.0	0
2024 TOTALS	2	0.5	0.5	0
CAREER TOTALS	11	0.5	0.5	2

UMEOZULU'S HIGHS

Tackles..... 3, Furman, 2023
Sacks..... 0.5, Kentucky, 2024
Tackles for Loss..... 0.5, Kentucky, 2024
QB Hurries..... 1, twice:
..... Florida & Jacksonville State, 2023

**JARIUS
GEER****12****EDGE / 6-4 / 256 / R-JR / 1L****ANDERSON, S.C.
(BELTON-HONEA PATH / SYRACUSE)**

- ◆ Was credited with two tackles in the upset win over 10th-ranked Texas A&M.
- ◆ Finished with a season-high three tackles in the win at Oklahoma, including his first sack in a Gamecock uniform.
- ◆ Has appeared in nine games this year and has been credited with eight tackles and 1.0 sack/TFL.
- ◆ Earned the starting nod for the Gamecocks in the opening win against Old Dominion.
- ◆ Has appeared in 32 career games with 13 starts.

DEFENSE	TKL	TFL	SACKS	QBH
OLD DOMINION	0	0.0	0.0	0
LSU	0	0.0	0.0	0
ALABAMA	1	0.0	0.0	0
OKLAHOMA	3	1.0	1.0	0
TEXAS A&M	2	0.0	0.0	0
VANDERBILT	1	0.0	0.0	0
MISSOURI	1	0.0	0.0	0
WOFFORD	0	0.0	0.0	0
CLEMSON	0	0.0	0.0	0
2024 TOTALS	8	1.0	1.0	0
SC TOTALS	18	2.0	1.0	4
SU TOTALS	34	7.5	3.5	6
CAREER TOTALS	52	9.5	4.5	10

GEER'S HIGHS

Tackles..... 5, N.C. State, 2022
Sacks..... 1.5, N.C. State, 2022
Tackles for Loss..... 1.5, N.C. State, 2022
Forced Fumbles.... 1, Jacksonville State, 2023
QB Hurries..... 3, Virginia, 2022

**DAVID
BUCEY****13****DB / 6-1 / 204 / FR / HS****SAVANNAH, GA.
(SAVANNAH CHRISTIAN)**

- ◆ Has been a force on the kickoff coverage team, known to be a hard hitter on the unit.
- ◆ Was all over the field against Oklahoma, finishing the game with one tackle, one forced fumble and one pass breakup.
- ◆ Forced a fumble in back-to-back games for Carolina.
- ◆ Has appeared in all 12 games for South Carolina as a true freshman.
- ◆ Has recorded four tackles, including back-to-back games with a tackle against Kentucky and LSU, then later against Alabama and Oklahoma.

DEFENSE	TKL	TFL	INT	PBU
OLD DOMINION	0	0.0	0	0
KENTUCKY	1	0.0	0	0
LSU	1	0.0	0	0
AKRON	0	0.0	0	0
OLE MISS	0	0.0	0	0
ALABAMA	1	0.0	0	0
OKLAHOMA	1	0.0	0	1
TEXAS A&M	0	0.0	0	0
VANDERBILT	0	0.0	0	0
MISSOURI	0	0.0	0	0
WOFFORD	0	0.0	0	0
CLEMSON	0	0.0	0	0
2024 TOTALS	4	0.0	0	1
CAREER TOTALS	4	0.0	0	1

BUCEY'S HIGHS

Tackles..... 1, four times:
..... last: Oklahoma, 2024
Pass Breakups..... 1, Oklahoma, 2024
Forced Fumbles..... 1, twice:
..... Alabama & Oklahoma, 2024

**FRED "JAYR"
JOHNSON****15****LB / 6-4 / 240 / FR / HS****NORFOLK, VA.
(MAURY)**

- ◆ Appeared in all 12 games.
- ◆ Tied his collegiate best with two tackles in the win over Oklahoma.
- ◆ Appeared in a reserve role in the win over Kentucky and recorded his first two tackles of his collegiate career.

DEFENSE	TKL	TFL	SACKS	QBH
OLD DOMINION	0	0.0	0.0	0
KENTUCKY	2	0.0	0.0	0
LSU	0	0.0	0.0	0
AKRON	1	0.0	0.0	1
OLE MISS	0	0.0	0.0	0
ALABAMA	0	0.0	0.0	0
OKLAHOMA	2	0.0	0.0	0
TEXAS A&M	0	0.0	0.0	0
VANDERBILT	0	0.0	0.0	0
MISSOURI	0	0.0	0.0	0
WOFFORD	0	0.0	0.0	0
CLEMSON	0	0.0	0.0	0
2024 TOTALS	5	0.0	0.0	1
CAREER TOTALS	5	0.0	0.0	1



F. JOHNSON'S HIGHS

Tackles.....2, twice:
.....Kentucky & Oklahoma, 2024
QB Hurries.....1, Akron, 2024



17
**DEMETRIUS
KNIGHT JR.**

LB / 6-2 / 243 / S-SR / TR

**LOCUST GROVE, GA.
(STRONG ROCK CHRISTIAN/CHARLOTTE)**

- ◆ Named a team captain in his first year with the Gamecocks.
- ◆ Was dominant in his first outing in the Palmetto Bowl with a team-high 10 tackles and was able to pick off Cade Klubnik to seal the win for the Gamecocks.
- ◆ His 10 tackles against Clemson marked the third double-digit tackling performance this season and was just one shy of tying his season high set against Oklahoma and Texas A&M.
- ◆ Battled through an injury against Missouri and finished second on the team in total tackles in the win over the tigers with nine.
- ◆ Has been very disruptive in the second half of the season with 50 tackles in the last six games, averaging 8.3 per game over the final stretch.
- ◆ His total tackles (75) ranks second on the team, while sitting 19th in the SEC at 6.3 tackles per game.
- ◆ Earned the start against Oklahoma and turned in his best game in a Carolina uniform with a season-high 11 tackles, as well as tying career highs in tackles for loss (2.0) and sacks (1.0).
- ◆ Also forced a pair of fumbles in the win over the Sooners.
- ◆ Has appeared in all 12 games for Carolina with nine starts to his name.
- ◆ Saw his streak of three tackles in each of his first 10 games in his Gamecock era come to an end following his two tackles against the Terriers and also ended an eight game streak of at least four tackles.
- ◆ Has appeared in 60 career games over six seasons with 222 career tackles to his credit.

DEFENSE	TKL	TFL	SACKS	QBH
OLD DOMINION	5	1.0	0.0	0
KENTUCKY	3	0.0	0.0	0
LSU	4	0.0	0.0	0
AKRON	5	0.0	0.0	0
OLE MISS	4	0.5	0.0	0
ALABAMA	4	2.0	1.0	0
OKLAHOMA	11	2.0	1.0	0
TEXAS A&M	11	0.5	0.0	0
VANDERBILT	7	0.0	0.0	0
MISSOURI	9	0.0	0.0	0
WOFFORD	2	1.0	0.0	0
CLEMSON	10	0.0	0.0	0
2024 TOTALS	75	7.0	2.0	0
SC TOTALS	75	7.0	2.0	0
UNCC TOTALS	96	5.5	1.5	0
GT TOTALS	51	3.0	1.0	0
CAREER TOTALS	222	15.5	4.5	0

KNIGHT'S HIGHS

Tackles.....13, USF, 2023
Sacks.....1.0, four times:
.....last: Oklahoma, 2024
Tackles for Loss.....2.0, four times:
.....last: Oklahoma, 2024
Forced Fumbles.....2, Oklahoma, 2024



20
**JUDGE
COLLIER**

DB / 6-1 / 201 / SO / 1L

**YORK COUNTY, S.C.
(LEGION COLLEGIATE ACADEMY)**

- ◆ Made his 12th consecutive start at the cornerback spot and was credited with two tackles in the win over Clemson to cap off the 2024 regular season.
- ◆ Turned in a career performance against Texas A&M, finishing with a career high five tackles and 1.0 tackle for loss in the win over the Aggies.
- ◆ Leads the Gamecock secondary in pass breakups with eight.
- ◆ Has played in 24 career games with 14 starts at corner with 35 tackles and eight pass breakups.

DEFENSE	TKL	TFL	INT	PBU
OLD DOMINION	2	0.0	0	1
KENTUCKY	1	0.0	0	0
LSU	1	1.0	0	0
AKRON	0	0.0	0	0
OLE MISS	3	0.0	0	3
ALABAMA	1	1.0	0	0
OKLAHOMA	4	0.0	0	1
TEXAS A&M	5	1.0	0	0
VANDERBILT	4	0.0	0	1
MISSOURI	1	0.0	0	2
WOFFORD	1	0.0	0	0
CLEMSON	2	0.0	0	0
2024 TOTALS	25	3.0	0	8
CAREER TOTALS	35	3.0	0	8

COLLIER'S HIGHS

Tackles.....5, Texas A&M, 2024
Tackles for Loss.....1.0, three times:
.....last, Texas A&M, 2024
Pass Breakups.....3, Ole Miss, 2024
Fumble Recovery....1, Mississippi State, 2023



22
**BAM
MARTIN-SCOTT**

LB / 6-2 / 241 / S-SR / 2L

**FORT WAYNE, IND.
(SNIDER/DODGE CITY C.C.)**

- ◆ Finished the regular season finale against Clemson with seven tackles and was responsible for a career high 2.0 tackles for loss and the lone sack on Cade Klubnik.
- ◆ Has started in six of the 12 games this season following his most recent outing against Clemson in a reserve role.
- ◆ Posted seven tackles with 0.5 tackle for loss and one pass breakup in the road win at Vanderbilt.
- ◆ Earned the start against Texas A&M and came away with six tackles, including a half tackle for loss in the win over the Aggies.
- ◆ Came off the bench in the win against Oklahoma and turned in a season-best performance with 11 tackles, 1.5 tackles for loss, 1.0 sack, one forced fumble and one fumble recovery.
- ◆ His 11-tackle performance is his lone double-digit tackling performance of the 2024 campaign.
- ◆ Now has at least three tackles in each of the 12 games and now sits at six games with five or more tackles.
- ◆ Came up with a forced fumble in the season-opening win over Old Dominion.
- ◆ Has appeared in all 12 games this season with six starts to his credit, starting in three of the last five games for Carolina.
- ◆ Has appeared in 39 career games for Carolina with nine starts.



DEFENSE	TKL	TFL	SACKS	QBH
OLD DOMINION	4	1.0	0.0	0
KENTUCKY	6	1.0	0.0	0
LSU	4	1.5	0.5	0
AKRON	4	0.0	0.0	0
OLE MISS	4	0.0	0.0	0
ALABAMA	3	0.0	0.0	0
OKLAHOMA	11	1.5	1.0	0
TEXAS A&M	6	0.5	0.0	0
VANDERBILT	7	0.5	0.0	0
MISSOURI	4	1.0	0.0	0
WOFFORD	5	0.0	0.0	0
CLEMSON	7	2.0	1.0	0
2024 TOTALS	65	9.0	2.5	0
CAREER TOTALS	119	14.0	4.5	3

MARTIN-SCOTT'S HIGHS

Tackles.....	13, Vanderbilt, 2023
Tackles for Loss.....	2.0 Clemson, 2024
Sacks.....	1.0, four times:last, Clemson, 2024
Interception.....	1, S.C. State, 2022
Forced Fumbles.....	1, three times:last, Oklahoma, 2024
Fumble Recoveries.....	1, Oklahoma, 2024
QB Hurries.....	1, three times:last: Kentucky, 2023
Pass Breakups.....	1, five times:last, Vanderbilt, 2024



GERALD KILGORE

DB / 6-0 / 216 / R-SO / TR

EATONTON, Ga.
(PUTNAM COUNTY/TENNESSEE TECH)

23

- ◆ Has at least one tackle in seven of his 12 appearances on the season.
- ◆ Has appeared in 23 career games with 44 tackles to his credit.

DEFENSE	TKL	TFL	INT	PBU
OLD DOMINION	1	0.0	0	0
KENTUCKY	0	0.0	0	0
LSU	1	0.0	0	0
AKRON	1	0.0	0	0
OLE MISS	1	0.0	0	0
ALABAMA	0	0.0	0	0
OKLAHOMA	1	0.0	0	0
TEXAS A&M	0	0.0	0	0
VANDERBILT	0	0.0	0	0
MISSOURI	0	0.0	0	0
WOFFORD	1	0.0	0	0
CLEMSON	1	0.0	0	0
2024 TOTALS	7	0.0	0	0
SC TOTALS	7	0.0	0	0
TTU TOTALS	37	2.5	0	5
CAREER TOTALS	44	2.5	0	5

G. KILGORE'S HIGHS

Tackles.....	7, twice:UT Martin & Gardner-Webb, 2023
Tackles for Loss.....	1.0, twiceNew Mexico & Gardner-Webb, 2023
Pass Breakups.....	2, Gardner-Webb, 2023



JALON KILGORE

DB / 6-2 / 219 / SO / 1L

EATONTON, Ga.
(PUTNAM COUNTY)


24

- ◆ Totaled five tackles in the win over Clemson in the Palmetto Bowl, returning to the starting lineup in the process.
- ◆ Recorded five tackles and came up with the game-sealing interception in the Top-25 showdown against Missouri.
- ◆ Now has at least one interception in each of the four months that the Gamecocks have played this season.
- ◆ Returned to the starting lineup at Vanderbilt and finished with a season-high six tackles and also recorded one pass breakup.
- ◆ Recorded two tackles at Alabama but tied his career high with 1.0 tackle for loss and also came away with his third interception of the season.
- ◆ Is tied with teammate Nick Emmanwori for second in the SEC in interceptions with four.
- ◆ Has five games with at least five tackles on the season.
- ◆ Has posted multiple tackles each game this season, including 10 contests with three or more tackles.
- ◆ Finished the season opener against ODU with three tackles, two pass breakups and the game-winning interception to kick start the season.
- ◆ Has competed in 24 games with 21 starts and has recorded at least two tackles in each of his first 24 collegiate games.

DEFENSE	TKL	TFL	INT	PBU
OLD DOMINION	3	0.0	1	2
KENTUCKY	2	1.0	1	0
LSU	5	0.0	0	0
AKRON	3	0.0	0	0
OLE MISS	5	1.0	0	1
ALABAMA	2	1.0	1	0
OKLAHOMA	3	0.0	0	0
TEXAS A&M	4	0.0	0	0
VANDERBILT	6	0.0	0	1
MISSOURI	5	0.0	1	0
WOFFORD	3	0.0	0	1
CLEMSON	5	0.0	0	0
2024 TOTALS	46	3.0	4	5
CAREER TOTALS	122	4.5	5	11

KILGORE'S HIGHS

Tackles.....	15, Tennessee, 2023
Tackles for Loss.....	1.0, four times:last: Alabama, 2024
Interception.....	1, five times:last, Missouri, 2024
Pass Breakups.....	2, twice:Old Dominion, 2024 & Missouri, 2023
Forced Fumbles.....	1, Kentucky, 2023
QB Hurries.....	1, Wofford, 2024
Punt Returns.....	3, twice:Jacksonville State & Clemson, 2023
Punt Return Yards.....	28, Akron, 2024
Long Punt Return.....	28, Akron, 2024



PEYTON WILLIAMS

DB / 6-0 / 200 / R-SO / SQ

HEATH, TEXAS
(ROCKWALL-HEATH)

31

- ◆ Made his 12th appearance of the season following the win over Clemson - was not credited with any stats.

PLAYER NOTES - DEFENSE

- ◆ Earned his first collegiate start in the win over Vanderbilt, replacing the injured DQ Smith.
- ◆ Turned in a career game in the win over the Commodores with seven tackles and two pass breakups.
- ◆ Has appeared in all 12 games this season, primarily in a reserve role - has at least one tackle in seven of the 12 games.
- ◆ Has appeared in 15 career games, including one start, with 17 tackles and two pass breakups to his credit.

DEFENSE	TKL	TFL	INT	PBU
OLD DOMINION	1	0.0	0	0
KENTUCKY	2	0.0	0	0
LSU	0	0.0	0	0
AKRON	1	0.0	0	0
OLE MISS	1	0.0	0	0
ALABAMA	0	0.0	0	0
OKLAHOMA	2	0.0	0	0
TEXAS A&M	0	0.0	0	0
VANDERBILT	7	0.0	0	2
MISSOURI	0	0.0	0	0
WOFFORD	1	0.0	0	0
CLEMSON	0	0.0	0	0
2024 TOTALS	14	0.0	0	2
CAREER TOTALS	17	0.0	0	2

P. WILLIAMS' HIGHS

Tackles..... 7, Vanderbilt, 2024
Pass Breakups 2, Vanderbilt, 2024



**MONKELL
GOODWINE**

44


DT / 6-3 / 311 / R-JR / TR
UPPER MARLBORO, Md.
(ROCK CREEK CHRISTIAN / ALABAMA)

- ◆ Turned in a career game in the win over Wofford with three tackles and also posted his first career tackle for loss.
- ◆ Has six of his 14 tackles in the last three outings.
- ◆ Appeared in a reserve role for Carolina against ODU and recorded his first two collegiate tackles.
- ◆ Has now appeared in 17 career games, including five with Alabama prior to his time in Columbia - did not record any stats as a member of the Tide.

DEFENSE	TKL	TFL	SACKS	QBH
OLD DOMINION	2	0.0	0.0	0
KENTUCKY	1	0.0	0.0	1
LSU	0	0.0	0.0	0
AKRON	1	0.0	0.0	1
OLE MISS	1	0.0	0.0	0
ALABAMA	1	0.0	0.0	0
OKLAHOMA	1	0.0	0.0	0
TEXAS A&M	1	0.0	0.0	0
VANDERBILT	0	0.0	0.0	0
MISSOURI	2	0.0	0.0	0
WOFFORD	3	1.0	0.0	0
CLEMSON	1	0.0	0.0	0
2024 TOTALS	14	1.0	0.0	2
CAREER TOTALS	14	1.0	0.0	2

GOODWINE' HIGHS

Tackles..... 3, Wofford, 2024
Tackles for Loss 1.0, Wofford, 2024
QB Hurries..... 1, twice:
Akron & Kentucky, 2024



**BRYAN
THOMAS JR.**

46

EDGE / 6-2 / 247 / JR / 2L
WINDERMERE, Fla.
(FOUNDATION ACADEMY)

- ◆ Finished with two tackles, including a career high 2.0 tackles for loss with 1.0 sack in the final home game against Wofford.
- ◆ Turned in a season-best game at Vanderbilt with three tackles, including a then-career-high 1.5 tackles for loss in addition to 1.0 sack and one quarterback hurry.
- ◆ Forced one fumble in the win over the Sooners, tying a career high in forced fumbles.
- ◆ Finished one tackle shy of his career high following the showing against Ole Miss with three tackles - added 0.5 tackle for loss as well.
- ◆ Has at least one tackle in 10 of his 11 appearances this season, including five games with multiple tackles.
- ◆ Has competed in 32 games for Carolina with six starts.

DEFENSE	TKL	TFL	SACKS	QBH
KENTUCKY	1	0.5	0.5	0
LSU	2	0.0	0.0	0
AKRON	1	0.0	0.0	0
OLE MISS	3	0.5	0.0	0
ALABAMA	2	0.0	0.0	0
OKLAHOMA	1	1.0	1.0	0
TEXAS A&M	1	0.0	0.0	0
VANDERBILT	3	1.5	1.0	1
MISSOURI	0	0.0	0.0	0
WOFFORD	2	2.0	1.0	0
CLEMSON	1	0.0	0.0	0
2024 TOTALS	17	5.5	3.5	1
CAREER TOTALS	45	7.5	4.5	6

THOMAS, JR'S HIGHS

Tackles..... 4, twice:
..... North Carolina & Georgia, 2023
Tackles for Loss 2.0, Wofford, 2024
Sacks 1.0, four times:
..... last, Wofford, 2024
QB Hurries 2, Charlotte, 2022
Forced Fumble 1, twice:
..... Texas A&M, 2023 & Oklahoma, 2024



**GILBER
EDMOND**

55

EDGE / 6-4 / 255 / R-SR / TR
FORT PIERCE, Fla.
(WESTWOOD / FLORIDA STATE)

- ◆ Saw game action in the Senior Day win over Wofford - did not record any stats.
- ◆ Finished with two tackles in the win over Oklahoma, including his first sack of the season.
- ◆ Tied a career high in the win over the Sooners with 1.0 tackle for loss and 1.0 sack.
- ◆ Posted a season-high three tackles against both Kentucky and LSU.
- ◆ Recorded multiple tackles in each of his first three games back in Columbia prior to Akron.
- ◆ Owns 77 career tackles with 13.0 tackles for loss and 4.0 sacks in his career.
- ◆ Has appeared in 44 games with 10 career starts, making all 10 starts with the Gamecocks in 2022.



DEFENSE	TKL	TFL	SACKS	QBH
OLD DOMINION	2	0.0	0.0	1
KENTUCKY	3	0.0	0.0	0
LSU	3	1.0	0.0	2
AKRON	0	0.0	0.0	0
OLE MISS	0	0.0	0.0	0
ALABAMA	0	0.0	0.0	0
OKLAHOMA	2	1.0	1.0	0
TEXAS A&M	0	0.0	0.0	0
WOFFORD	0	0.0	0.0	0
2024 TOTALS	10	2.0	1.0	3
SC TOTALS	54	11.5	3.0	12
FSU TOTALS	23	1.5	1.0	2
CAREER TOTALS	77	13.0	4.0	14

EDMOND'S HIGHS

Tackles..... 10, North Carolina, 2023
Tackles for Loss..... 1.0, four times:
..... last, Oklahoma, 2024
Sacks..... 1.0, twice:
..... Georgia, 2023 & Oklahoma, 2024
Interceptions..... 1, Jacksonville State, 2023
QB Hurries..... 2, twice:
..... LSU, 2024 & Vanderbilt, 2023
Forced Fumble..... 1, Mississippi State, 2023
Pass Breakups..... 1, four times:
..... last: Clemson, 2023

**T.J.
SANDERS**

90

DT / 6-4 / 290 / R-JR / 2L**MARION, S.C.
(MARION)**

- ◆ Named to the AP All-SEC Second Team.
- ◆ Earned the starting nod in the regular season finale against Clemson and finished with seven tackles, 1.0 tackle for loss and tied a career high in pass breakups with one.
- ◆ Recorded seven tackles including 1.0 sack/TFL in the thrilling win over Missouri.
- ◆ Finished with three tackles, 1.0 tackles for loss and tied a career high in QB hurries with two in the win at Vanderbilt.
- ◆ Saw his streak of 1.0 tackle for loss come to an end at four consecutive games, but has posted 1.0 TFLs in six of the last eight games.
- ◆ Tied a career high in tackles with nine against Ole Miss, doing so in a reserve appearance for the Gamecocks.
- ◆ Finished with 6.0 tackles for loss and 4.0 sacks in SEC play this season.
- ◆ Ended his multiple tackles streak at 10 games following his lone tackle performance against Wofford.
- ◆ Tallied four tackles in just one half against LSU prior to missing the second half with an injury.
- ◆ Appeared in 38 career games over three seasons in a Gamecock uniform with 15 career starts, including eight starts this season.

DEFENSE	TKL	TFL	SACKS	QBH
OLD DOMINION	2	0.0	0.0	2
KENTUCKY	4	1.0	1.0	0
LSU	4	0.0	0.0	0
AKRON	3	0.0	0.0	0
OLE MISS	9	1.0	0.0	0
ALABAMA	4	0.0	0.0	0
OKLAHOMA	3	1.0	1.0	0
TEXAS A&M	2	1.0	1.0	1
VANDERBILT	3	1.0	0.0	2
MISSOURI	7	1.0	1.0	1
WOFFORD	1	0.0	0.0	0
CLEMSON	7	1.0	0.0	0
2024 TOTALS	49	7.0	4.0	6
CAREER TOTALS	108	17.5	9.5	13

SANDERS' HIGHS

Tackles..... 9, twice:
..... Georgia, 2023 & Ole Miss, 2024
Tackles for Loss..... 2.0, twice:
..... Furman & Georgia, 2023
Sacks..... 1.5, Florida, 2023
QB Hurries..... 2, three times:
..... last, Vanderbilt, 2024
Pass Breakups..... 1, six times:
..... last, Clemson, 2024

**TONKA
HEMINGWAY**

91

DT / 6-3 / 288 / S-SR / 4L**CONWAY, S.C.
(CONWAY)**


- ◆ Earned the starting nod in the regular season finale at Clemson and finished with two tackles and also recovered a fumble on Clemson's botched trick play.
- ◆ Started 10 of the 12 games this year for Carolina, including seven of the last eight games.
- ◆ Finished with a season-best four tackles in the win over Texas A&M.
- ◆ Added 1.0 sack/TFL against the Aggies as well as forcing his second career fumble, doing so late in the fourth quarter to ice the game for Carolina.
- ◆ Returned a fumble 36 yards to the house in the win over Oklahoma, his first fumble recovery of the season and fifth of his career.
- ◆ Earned SEC co-Defensive Lineman of the Week following his efforts against Oklahoma.
- ◆ Earned the starting nod against Ole Miss and finished the game with two tackles and a career best three quarterback hurries.
- ◆ Is responsible for 23 tackles and five quarterback hurries in 12 games played this season.
- ◆ Has appeared in all 60 games over the last five seasons with 26 starts.

DEFENSE	TKL	TFL	SACKS	QBH
OLD DOMINION	2	1.0	1.0	0
KENTUCKY	3	0.0	0.0	1
LSU	1	0.0	0.0	0
AKRON	0	0.0	0.0	0
OLE MISS	2	0.0	0.0	3
ALABAMA	3	1.0	1.0	0
OKLAHOMA	2	1.0	1.0	0
TEXAS A&M	4	1.0	1.0	0
VANDERBILT	2	0.0	0.0	0
MISSOURI	0	0.0	0.0	1
WOFFORD	2	0.0	0.0	0
CLEMSON	2	0.0	0.0	0
2024 TOTALS	23	4.0	4.0	5
CAREER TOTALS	110	17.5	9.5	18

HEMINGWAY'S HIGHS

Tackles..... 5, three times:
..... last: Vanderbilt, 2023
Tackles for Loss..... 2.0, Missouri, 2022
Sacks..... 1.5, Kentucky, 2022
QB Hurries..... 3, Ole Miss, 2024
Pass Breakups..... 3, Vanderbilt, 2023
Forced Fumbles..... 1, twice:
..... last, Texas A&M, 2024
Fumbles Recovered..... 1, six times:
..... last, Clemson, 2024





ALEX HUNTLEY

DT / 6-4 / 303 / R-SR / 3L

BLYTHEWOOD, S.C.
(HAMMOND SCHOOL)


95

- ◆ Named a team captain and to the SEC Community Service Team.
- ◆ Came off the bench in the win over Clemson in the Palmetto Bowl, finishing the game with two tackles.
- ◆ Started in his final home game in his collegiate career against Wofford, finishing the game with a season high three tackles, including his first sack of the season.
- ◆ Earned the starting nod in the win over Missouri and finished with one tackle, a half tackle for loss late in the fourth quarter.
- ◆ Has started five of the 12 games this season.
- ◆ Has 15 tackles on the season following his most recent multi-tackle performance against the Tigers.
- ◆ Has appeared in 49 career outings with 19 starts to his credit, accumulating 81 career tackles with 8.0 tackles for loss and 4.0 sacks.

DEFENSE	TKL	TFL	SACKS	QBH
OLD DOMINION	2	0.0	0.0	0
KENTUCKY	2	0.0	0.0	0
LSU	0	0.0	0.0	0
AKRON	0	0.0	0.0	0
OLE MISS	2	0.0	0.0	0
ALABAMA	0	0.0	0.0	0
OKLAHOMA	2	0.5	0.0	0
TEXAS A&M	0	0.0	0.0	0
VANDERBILT	1	0.0	0.0	0
MISSOURI	1	0.5	0.0	0
WOFFORD	3	1.0	1.0	0
CLEMSON	2	0.0	0.0	0
2024 TOTALS	15	2.0	1.0	0
CAREER TOTALS	81	8.0	4.0	1

HUNTLEY'S HIGHS

Tackles..... 6, Jacksonville State, 2023
 Tackles for Loss.... 2.0, Mississippi State, 2023
 Sacks..... 2.0, Mississippi State, 2023
 QB Hurries..... 1, Tennessee, 2023
 Pass Breakups 2, Mississippi State, 2023
 Fumble Recovery..... 1, twice:
 Vanderbilt, 2022 & Vanderbilt, 2023
 Receptions..... 1, Vanderbilt, 2023
 Yards Receiving..... 1, Vanderbilt, 2023
 Long Reception..... 1, Vanderbilt, 2023
 Receiving TDs..... 1, Vanderbilt, 2023



DeANDRE JULES

DT / 6-4 / 315 / S-SR / TR

GERMANTOWN, Md.
(NORTHWEST/PITT)


99

- ◆ Returned to action in the win against Missouri following a four-game absence with an injury.
- ◆ Was credited with one tackle in his return to the gridiron against the Tigers.
- ◆ Made his first start in a Carolina uniform against Kentucky, finishing with four tackles in the win in Lexington.
- ◆ Turned in a career game in just his first game with the Gamecocks against Old Dominion, recording five tackles as well as his first collegiate fumble recovery and first career blocked PAT.
- ◆ Has appeared in 45 collegiate games now and has accounted for 50 tackles, 11.5 tackles for loss and 3.5 sacks.

DEFENSE	TKL	TFL	SACKS	QBH
OLD DOMINION	5	0.0	0.0	0
KENTUCKY	4	0.0	0.0	0
LSU	0	0.0	0.0	1
AKRON	1	0.0	0.0	0
OLE MISS	2	0.0	0.0	0
MISSOURI	1	0.0	0.0	0
WOFFORD	0	0.0	0.0	0
CLEMSON	0	0.0	0.0	0
2024 TOTALS	13	0.0	0.0	1
SC TOTALS	13	0.0	0.0	1
PITT TOTALS	37	11.5	3.5	2
CAREER TOTALS	50	11.5	3.5	3

JULES' HIGHS

Tackles..... 5, Old Dominion, 2024
 Tackles for Loss..... 2.0, Virginia Tech, 2023
 Sacks..... 1.0, three times
 Quarterback Hurries 1, three times:
 last, LSU, 2024
 Fumbles Recovered... 1, Old Dominion, 2024
 Blocked Kicks 1, Old Dominion, 2024



HUNTER ROGERS

LS / 6-1 / 206 / R-SR / 3L

COLUMBIA, S.C.
(SPRING VALLEY)

36

- ◆ Named a semifinalist for the Patrick Mannelly Award.
- ◆ Was also nominated for the Burlsworth Trophy.
- ◆ Fifth-year long snapper who has been an All-SEC honoree each of the last two seasons.
- ◆ Has been responsible for the long snapping duties in each game this season
- ◆ Local product who has appeared in 42 career games in a Gamecock uniform.
- ◆ Has been credited with five rushing yards and a 23-yard touchdown reception along with seven tackles, with his lone tackle of the 2024 season coming at Alabama.

ROGERS' HIGHS

Carries 1, Georgia State, 2022
 Yards Rushing..... 5, Georgia State, 2022
 Longest Rush..... 5, Georgia State, 2022



KAI KROEGER

P / 6-4 / 213 / S-SR / 4L

LAKE FOREST, Ill.
(LAKE FOREST)

39

- ◆ Was a second-team All-American by the FWAA and named to the Coaches' All-SEC First Team... named a Ray Guy Award semifinalist.
- ◆ Punted the ball five times against Clemson for 233 yards (46.6 average) and downed the Tigers inside their own 20-yard line three times.
- ◆ Earned SEC co-Special Teams Player of the Week for his performance against Clemson.
- ◆ Turned in a career performance in Norman, tying a career high in punts with eight while recording a new career high in punt yards with 413 - averaged 51.6 per punt.
- ◆ Pinned the Sooners inside their own 20 yard line four times in the game and was named one of Ray's 8 for Week 8.
- ◆ Became South Carolina's all-time punt yardage leader following the game



in Tuscaloosa, accumulating 10,724 career yards punting at the time - finished the game with three punts for 135 yards (45.0) average.

- ◆ Now has 11,718 career punting yards to further etch his name in the Gamecock record book.
- ◆ Passed Chris Norman for the most career punts in Gamecock history following his outing in "Death Valley" - currently sitting at 263 career punts.
- ◆ Pulled off a drop-kick onside kick at Alabama, allowing the Gamecocks to recover the ball with 40 seconds left and down two.
- ◆ Boomed a season long 75 yard punt in the win over the Zips and was able to pin Akron inside its own 20-yard line twice.
- ◆ Successfully scored on a muddle huddle for a 2-point conversion when he scampered for two points following Carolina's second touchdown of the game against Akron.
- ◆ Has put the opponents inside their own 20-yard line 18 times this season.
- ◆ Has averaged 44.5 yards per punt in his career, ranking second in school history on 263 career punts over 60 career games played.
- ◆ Is now 7-for-9 in career passes with three touchdowns to his credit - most recently threw an incomplete pass at Oklahoma.

PUNTING	No.	YDS	AVG	LG
OLD DOMINION	5	206	41.2	46
KENTUCKY	5	258	51.6	58
LSU	3	130	43.3	47
AKRON	4	213	53.2	75
OLE MISS	4	207	51.8	61
ALABAMA	3	135	45.0	54
OKLAHOMA	8	413	51.6	57
TEXAS A&M	4	160	40.0	45
VANDERBILT	2	96	48.0	57
MISSOURI	1	41	41.0	41
WOFFORD	1	51	51.0	51
CLEMSON	5	233	46.6	58
2024 TOTALS	45	2143	47.6	75
CAREER TOTALS	263	11718	44.5	79

KROEGER'S HIGHS

Punts.....8, four times:
.....last, Oklahoma, 2024
Punting Average56.8, Vanderbilt, 2021
Longest Punt.....79, Georgia State, 2022
Most Punt Yards413, Oklahoma, 2024
Pass Completions.....1, seven times:
.....last; Tennessee, 2023
Pass Attempts.....1, nine times:
.....last, Oklahoma, 2024
Passing TDs1, three times:
.....last; Notre Dame, 2022
Longest Pass.....48, Florida, 2021



ALEX
HERRERA

PK / 6-0 / 198 / S-SR / 21

COLUMBIA, S.C.
(SPRING VALLEY)

40

- ◆ Veteran kicker who has handled both place-kicking and kickoff duties through 12 games this season.
- ◆ Ended the regular season by burying both PAT tries against Clemson and connected on a 42-yard field goal to help lift the Gamecocks to the 17-14 thriller over the in-state foes.
- ◆ Added three kickoffs for 183 yards and two touchbacks against the Tigers, averaging 61.0 yards per kickoff.
- ◆ Connected on a career best eight PATs in the win against Wofford - was not called upon for a field goal for the second consecutive game.
- ◆ Tied a career high in kickoffs against Wofford, ending the game with eight kickoffs for a career best 497 yards - two sailed for touchbacks.
- ◆ Handled five kickoffs for 318 yards against the Commodores, averaging a career best 63.6 yards per kick with three touchbacks.
- ◆ Turned in a career game against Texas A&M where he buried all three field goals to tie a career high and successfully knocked in all five PAT attempts - connected from 44, 43 and 25 yards.

- ◆ Was named SEC Special Teams Place Kicker of the Week for his performance against the Aggies.
- ◆ Also tied a career high in kickoffs with eight against Texas A&M, recording 465 kickoff yards (58.1 average) with three touchbacks.
- ◆ Tied a career high in touchbacks in the win over Oklahoma with four, while setting a then-career high in kickoff average at 63.3.
- ◆ Is now a perfect 43-for-43 this season and 47-for-47 in PAT attempts in his career.
- ◆ Did not attempt a field goal against the Zips but buried a then-career-high six PAT tries and booted a career high eight kickoffs for 476 yards and a career best four touchbacks.
- ◆ Opened the season with a career-best three field goals made against Old Dominion.
- ◆ Is now 14-for-19 on the season in field goals.
- ◆ Has appeared in 20 career games for South Carolina and is averaging 60.3 yards per kickoff on 81 attempts.

KICKING	FGM	FGA	PAT	LG
OLD DOMINION	3	4	2-2	46
KENTUCKY	1	1	4-4	29
LSU	2	3	3-3	42
AKRON	0	0	6-6	--
OLE MISS	1	2	0-0	40
ALABAMA	1	2	2-2	37
OKLAHOMA	2	2	3-3	39
TEXAS A&M	3	3	5-5	44
VANDERBILT	0	1	4-4	--
MISSOURI	0	0	4-4	--
WOFFORD	0	0	8-8	--
CLEMSON	1	1	2-2	42
2024 TOTALS	14	19	43-43	46
CAREER TOTALS	14	19	47-47	46

KICKOFFS	No.	YDS	AVG	TB
OLD DOMINION	6	378	63.0	3
KENTUCKY	6	372	62.0	0
LSU	7	433	61.9	3
AKRON	8	476	59.5	4
OLE MISS	2	130	65.0	2
ALABAMA	3	195	65.0	2
OKLAHOMA	7	433	63.3	4
TEXAS A&M	8	465	58.1	3
VANDERBILT	5	318	63.6	3
MISSOURI	6	381	63.5	4
WOFFORD	8	497	62.1	2
CLEMSON	3	183	61.0	2
2024 TOTALS	69	4261	61.8	32
CAREER TOTALS	81	4883	60.3	34

HERRERA'S HIGHS

Field Goals.....3, twice:
.....Texas A&M & Old Dominion, 2024
FGA.....4, Old Dominion, 2024
Long Field Goal.....46, Old Dominion, 2024
PAT.....8, Wofford, 2024
PAT Attempts.....8, Wofford, 2024
Kickoffs.....8, three times:
.....last, Wofford, 2024
Kickoff Yards.....497, Wofford, 2024
Kickoff Average.....63.6, Vanderbilt, 2024
Touchbacks.....4, three times:
.....last, Missouri, 2024



	SC	OPP
SCORING	379	214
Points Per Game	31.6	17.8
Points Off Turnovers	72	25
FIRST DOWNS	260	213
Rushing	125	84
Passing	114	110
Penalty	21	19
RUSHING YARDAGE	2267	1276
Yards gained rushing	2645	1692
Yards lost rushing	378	416
Rushing Attempts	518	419
Average Per Rush	4.4	3.0
Average Per Game	188.9	106.3
TDs Rushing	25	16
PASSING YARDAGE	2644	2483
Comp-Att-Int	200-307-7	216-375-13
Average Per Pass	8.6	6.6
Average Per Catch	13.2	11.5
Average Per Game	220.3	206.9
TDs Passing	20	9
TOTAL OFFENSE	4911	3759
Total Plays	825	794
Average Per Play	6.0	4.7
Average Per Game	409.3	313.3
KICK RETURNS: #-Yards	15-283	23-384
PUNT RETURNS: #-Yards	18-125	16-56
INT RETURNS: #-Yards	13-159	7-73
KICK RETURN AVERAGE	18.9	16.7
PUNT RETURN AVERAGE	6.9	3.5
INT RETURN AVERAGE	12.2	10.4
FUMBLES-LOST	23-13	27-9
PENALTIES-Yards	81-699	75-630
Average Per Game	58.3	52.5
PUNTS-Yards	46-2172	62-2644
Average Per Punt	47.2	42.6
Net punt average	43.1	40.1
KICKOFFS-Yards	71-4360	53-3361
Average Per Kick	61.4	63.4
Net kick average	40.2	40.2
TIME OF POSSESSION/Game	31:08	28:52
3RD-DOWN Conversions	-68/162	55/165
3rd-Down Pct	42%	33%
4TH-DOWN Conversions	11/22	7/22
4th-Down Pct	50%	32%
SACKS BY-Yards	40-312	39-263
MISC YARDS	0	0
TOUCHDOWNS SCORED	48	25
FIELD GOALS-ATTEMPTS	14-19	15-17
ON-SIDE KICKS	1-2	0-0
RED-ZONE SCORES	(35-43) 81%	(28-35) 80%
RED-ZONE TOUCHDOWNS	(26-43) 60%	(17-35) 49%
PAT-ATTEMPTS	(43-43) 100%	(17-18) 94%
ATTENDANCE	555305	355191
Games/Avg Per Game	7/79329	5/71038
Neutral Site Games		0/0
SCORE BY QUARTERS	1st 2nd 3rd 4th OT Total	
South Carolina	88 104 69 118 - 379	
Opponents	40 79 44 51 - 214	

RUSHING	G	Att	Gain	Loss	Net	Avg	TD	Long	Avg/G
Raheim Sanders	12	183	924	43	881	4.8	11	66	73.4
LaNorris Sellers	11	155	875	220	655	4.2	7	75	59.5
Robby Ashford	8	41	278	51	227	5.5	2	38	28.4
Oscar Adaway	12	63	239	13	226	3.6	2	27	18.8
Jawarn Howell	4	14	93	1	92	6.6	2	27	23.0
Juju McDowell	12	21	92	5	87	4.1	0	13	7.2
Bradley Dunn	3	8	52	0	52	6.5	1	10	17.3
Jared Brown	8	5	39	1	38	7.6	0	16	4.8
Matthew Fuller	2	8	25	0	25	3.1	0	8	12.5
Gage Larvadain	12	1	10	0	10	10.0	0	10	0.8
Davis Beville	3	4	17	15	2	0.5	0	10	0.7
Nyck Harbor	12	1	1	0	1	1.0	0	1	0.1
Maurice Brown	12	1	0	0	0	0.0	0	0	0.0
TEAM	12	13	0	29	-29	-2.2	0	0	-2.4
Total.....	12	518	2645	378	2267	4.4	25	75	188.9
Opponents.....	12	419	1692	416	1276	3.0	16	56	106.3

PASSING	G	Effic	Cmp-Att-Int	Pct	Yds	TD	Lng	Avg/G
LaNorris Sellers	11	152.87	172-265-7	64.9	2274	17	58	206.7
Robby Ashford	8	177.55	23-32-0	71.9	324	2	44	40.5
Davis Beville	3	173.77	5-7-0	71.4	46	1	14	15.3
TEAM	12	0.00	0-2-0	0.0	0	0	0	0.0
Kai Kroeger	12	0.00	0-1-0	0.0	0	0	0	0.0
Total.....	12	154.43	200-307-7	65.1	2644	20	58	220.3
Opponents.....	12	114.20	216-375-13	57.6	2483	9	72	206.9

RECEIVING	G	No.	Yds	Avg	TD	Long	Avg/G
Joshua Simon	11	34	450	13.2	6	57	40.9
Mazeo Bennett	12	28	324	11.6	3	36	27.0
Raheim Sanders	12	27	316	11.7	2	43	26.3
Nyck Harbor	12	22	315	14.3	3	43	26.2
Gage Larvadain	12	18	220	12.2	1	44	18.3
Jared Brown	8	15	244	16.3	1	51	30.5
Vandrevius Jacobs	9	12	181	15.1	0	41	20.1
Dalevon Campbell	12	11	252	22.9	0	58	21.0
Michael Smith	11	9	96	10.7	1	36	8.7
Oscar Adaway	12	8	108	13.5	0	30	9.0
Eriq Rice	3	3	35	11.7	0	15	11.7
Payton Mangrum	4	3	27	9.0	0	16	6.8
Luke Doty	11	3	17	5.7	0	6	1.5
Brady Hunt	10	2	22	11.0	0	11	2.2
Bradley Dunn	3	1	13	13.0	0	13	4.3
Juju McDowell	12	1	12	12.0	1	12	1.0
Connor Cox	4	1	9	9.0	1	9	2.2
Jatavius Shivers	7	1	2	2.0	0	2	0.3
Maurice Brown	12	1	1	1.0	1	1	0.1
Total.....	12	200	2644	13.2	20	58	220.3
Opponents.....	12	216	2483	11.5	9	72	206.9

PUNT RETURNS	No.	Yds	Avg	TD	Long
Juju McDowell	14	60	4.3	0	13
Maurice Brown	1	15	15.0	0	15
Jalon Kilgore	1	28	28.0	0	28
Peyton Williams	1	0	0.0	0	0
Gage Larvadain	1	6	6.0	0	6
Buddy Mack	0	16	0.0	0	16
Total.....	18	125	6.9	0	28
Opponents.....	16	56	3.5	0	13

INTERCEPTIONS	No.	Yds	Avg	TD	Long
Jalon Kilgore	4	54	13.5	0	31
Nick Emmanwori	4	107	26.8	2	65
O'Donnell Fortune	3	2	0.7	0	2
DQ Smith	1	-4	-4.0	0	0
Demetrius Knight	1	0	0.0	0	0
Total.....	13	159	12.2	2	65
Opponents.....	7	73	10.4	0	38



KICK RETURNS	No.	Yds	Avg	TD	Long
Juju McDowell	14	257	18.4	0	28
Gage Larvadain	1	6	6.0	0	6
Total.....	15	283	18.9	0	28
Opponents.....	23	384	16.7	0	30

FUMBLE RETURNS	No.	Yds	Avg	TD	Long
Tonka Hemingway	2	36	18.0	1	36
Michael Smith	0	10	0.0	0	10
Kyle Kennard	2	0	0.0	0	0
DeAndre Jules	1	0	0.0	0	0
Debo Williams	1	0	0.0	0	0
Bam Martin-Scott	1	0	0.0	0	0
Dylan Stewart	1	0	0.0	0	0
Total.....	9	46	5.1	1	36
Opponents.....	13	38	2.9	0	37

PATs									
SCORING	TD	FGs	Kick	Rush	Rcv	Pass	DXP	Saf	Points
Alex Herrera	0	14-19	43-43	0-0	0	0-0	0	0	85
Raheim Sanders	13	0-0	0-0	0-0	0	0-0	0	0	78
LaNorris Sellers	7	0-0	0-0	0-0	0	0-1	0	0	42
Joshua Simon	6	0-0	0-0	0-0	0	0-0	0	0	36
Mazeo Bennett	3	0-0	0-0	0-0	0	0-0	0	0	18
Nyck Harbor	3	0-0	0-0	0-0	0	0-0	0	0	18
Oscar Adaway	2	0-0	0-0	0-0	0	0-0	0	0	12
Robby Ashford	2	0-0	0-0	0-0	0	0-1	0	0	12
Jawarn Howell	2	0-0	0-0	0-0	0	0-0	0	0	12
Nick Emmanwori	2	0-0	0-0	0-0	0	0-0	0	0	12
Maurice Brown	1	0-0	0-0	1-1	0	0-0	0	0	8
Juju McDowell	1	0-0	0-0	0-0	0	0-0	0	0	6
Connor Cox	1	0-0	0-0	0-0	0	0-0	0	0	6
Bradley Dunn	1	0-0	0-0	0-0	0	0-0	0	0	6
Jared Brown	1	0-0	0-0	0-0	0	0-0	0	0	6
Michael Smith	1	0-0	0-0	0-0	0	0-0	0	0	6
Gage Larvadain	1	0-0	0-0	0-0	0	0-0	0	0	6
Tonka Hemingway	1	0-0	0-0	0-0	0	0-0	0	0	6
Kai Kroeger	0	0-0	0-0	1-1	0	0-0	0	0	2
TEAM	0	0-0	0-0	0-0	0	0-0	0	1	2
Total.....	48	14-19	43-43	2-2	0	0-2	0	1	379
Opponents.....	25	15-17	17-18	1-2	0	0-5	0	0	214

FIELD GOALS	M-A	Pct	01-19	20-29	30-39	40-49	50+	Lg	Blk
Alex Herrera	14-19	73.7	0-0	3-3	4-5	7-10	0-1	46	0

FG SEQUENCE	South Carolina	Opponents
Old Dominion	(40),(46),(33),48	(40),(33)
Kentucky	(29)	(32),(39)
LSU	(28),(42),49	(28)
Akron	-	-
Ole Miss	(40),38	(24),(44)
Alabama	(37),51	-
Oklahoma	(39),(33)	(44)
Texas A&M	(25),(44),(43)	(52),(55)
Vanderbilt	42	-
Missouri	-	(38),(37),49,(25)
Wofford	-	(27),(28),48
Clemson	(42)	-

Numbers in (parentheses) indicate field goal was made.

PUNTING	No.	Yds	Avg	Long	TB	FC	I20	50+	Blkd
Kai Kroeger	45	2143	47.6	75	6	14	18	18	0
TEAM	1	29	29.0	29	0	0	0	0	1
Total.....	46	2172	47.2	75	6	14	18	18	1
Opponents.....	62	2644	42.6	61	3	24	19	14	1

KICKOFFS	No.	Yds	Avg	TB	OB	Retn	Net	YdLn
Alex Herrera	69	4271	61.9	32	1			
Kai Kroeger	2	89	44.5	0	1			
Total.....	71	4360	61.4	32	2	22	40.2	24
Opponents.....	53	3316	63.4	36	0	15	40.2	24

TOTAL OFFENSE	G	Plays	Rush	Pass	Total	Avg/G
LaNorris Sellers	11	420	655	2274	2929	266.3
Raheim Sanders	12	183	881	0	881	73.4
Robby Ashford	8	73	227	324	551	68.9
Oscar Adaway	12	63	226	0	226	18.8
Jawarn Howell	4	14	92	0	92	23.0
Juju McDowell	12	21	87	0	87	7.2
Bradley Dunn	3	8	52	0	52	17.3
Davis Beville	3	11	2	46	48	16.0
Jared Brown	8	5	38	0	38	4.8
Matthew Fuller	2	8	25	0	25	12.5
Gage Larvadain	12	1	10	0	10	0.8
Nyck Harbor	12	1	1	0	1	0.1
TEAM	12	15	-29	0	-29	-2.4
Total.....	12	825	2267	2644	4911	409.3
Opponents.....	12	794	1276	2483	3759	313.3

ALL PURPOSE	G	Rush	Rec	PR	KOR	IR	Tot	Avg/G
Raheim Sanders	12	881	316	0	0	0	1197	99.8
LaNorris Sellers	11	655	0	0	0	0	655	59.5
Joshua Simon	11	0	450	0	0	0	450	40.9
Juju McDowell	12	87	12	60	257	0	416	34.7
Nyck Harbor	12	1	315	0	20	0	336	28.0
Oscar Adaway	12	226	108	0	0	0	334	27.8
Mazeo Bennett	12	0	324	0	0	0	324	27.0
Jared Brown	8	38	244	0	0	0	282	35.2
Dalevon Campbell	12	0	252	0	0	0	252	21.0
Gage Larvadain	12	10	220	6	6	0	242	20.2
Robby Ashford	8	227	0	0	0	0	227	28.4
Vandrevius Jacobs	9	0	181	0	0	0	181	20.1
Nick Emmanwori	12	0	0	0	0	107	107	8.9
Michael Smith	11	0	96	0	0	0	96	8.7
Jawarn Howell	4	92	0	0	0	0	92	23.0
Jalon Kilgore	12	0	0	28	0	54	82	6.8
Bradley Dunn	3	52	13	0	0	0	65	21.7
Eriq Rice	3	0	35	0	0	0	35	11.7
Payton Mangrum	4	0	27	0	0	0	27	6.8
Matthew Fuller	2	25	0	0	0	0	25	12.5
Brady Hunt	10	0	22	0	0	0	22	2.2
Luke Doty	11	0	17	0	0	0	17	1.5
Buddy Mack	11	0	0	16	0	0	16	1.5
Maurice Brown	12	0	1	15	0	0	16	1.3
Connor Cox	4	0	9	0	0	0	9	2.2
Davis Beville	3	2	0	0	0	0	2	0.7
O'Donnell Fortune	12	0	0	0	0	2	2	0.2
Jatavius Shivers	7	0	2	0	0	0	2	0.3
DQ Smith	11	0	0	0	0	-4	-4	-0.4
TEAM	12	-29	0	0	0	0	-29	-2.4
Total.....	12	2267	2644	125	283	159	5478	456.5
Opponents.....	12	1276	2483	56	384	73	4272	356.0

2024 DEFENSIVE STATISTICS



No.	PLAYER	GP	-----Tackles-----			TFL/Yds	-Sacks-		---Pass Def---		--Fumbles--		Blkd	Saf
			Solo	Ast	Total		No-Yards	Int-Yds	BrUp	QBH	Rcv-Yds	FF		
7	Nick Emmanwori	12	54	29	83	3.0-6	.	4-107	2
17	Demetrius Knight	12	55	20	75	7.0-33	2.0-23	1-0	1	.	.	2	.	.
22	Bam Martin-Scott	12	39	26	65	9.0-33	2.5-20	.	2	.	1-0	2	.	.
0	Debo Williams	12	37	22	59	4.5-7	0.5-2	.	.	1	1-0	.	.	.
90	T.J. Sanders	12	29	19	48	7.0-34	4.0-31	.	1	6
24	Jalon Kilgore	12	29	17	46	3.0-9	.	4-54	5	1
3	O'Donnell Fortune	12	38	5	43	2.0-11	.	3-2	3	.	.	1	.	.
1	DQ Smith	11	19	16	35	.	.	1-4	3	.	.	1	.	.
5	Kyle Kennard	12	20	8	28	15.5-112	11.5-97	.	1	10	2-0	3	.	.
20	Judge Collier	12	20	5	25	3.0-4	.	.	8
91	Tonka Hemingway	12	16	7	23	4.0-34	4.0-34	.	1	5	2-36	1	.	.
6	Dylan Stewart	12	15	5	20	9.5-54	6.5-47	.	1	4	1-0	3	.	.
46	Bryan Thomas	11	8	9	17	5.5-25	3.5-18	.	.	1	.	1	.	.
95	Alex Huntley	12	7	8	15	2.0-6	1.0-5	.	2
31	Peyton Williams	12	6	9	15	.	.	.	2
99	DeAndre Jules	8	10	4	14	1	1-0	.	1	.
44	Monkel Goodwine	12	10	4	14	1.0-1	.	.	.	2
4	Vicari Swain	12	10	1	11	1.0-12	1.0-12	.	1	1	.	1	.	.
55	Gilber Edmond	9	7	3	10	2.0-10	1.0-9	.	.	3
18	Bangally Kamara	4	7	2	9	1.0-1
12	Jatius Geer	9	5	3	8	1.0-5	1.0-5
23	Gerald Kilgore	12	5	2	7
49	Rondarius Porter	8	5	2	7	1.0-7	1.0-7	1	.	.
21	Kelvin Hunter	3	5	1	6	1.0-4
45	Colin Bryant	12	4	2	6
15	Fred Johnson	12	3	2	5	1
40	Ronnie Porter	12	3	1	4
93	Nick Barrett	4	1	3	4
27	King-Demenian Ford	12	3	1	4
13	David Bucey	12	4	.	4	.	.	.	1	.	.	2	.	.
33	Buddy Mack	11	1	2	3
29	David Spaulding	6	1	2	3	0.5-1
9	Desmond Umeozulu	11	1	1	2	0.5-2	0.5-2	.	.	1
40	Alex Herrera	12	2	.	2
8	Nyck Harbor	12	2	.	2
54	Jamaal Whyce	2	1	1	2
6	Joshua Simon	11	1	.	1
36	Hunter Rogers	12	1	.	1
43	Joseph Byrnes	5	1	.	1
16	Jalewis Solomon	3	1	.	1
44	Maurice Brown	12	.	1	1	1	.
10	Wendell Gregory	2	1	.	1
15	Dalevon Campbell	12	.	1	1
59	Chase Kibble	2	1	.	1
0	Juju McDowell	12	1	.	1
16	LaNorris Sellers	11	1	.	1
27	Oscar Adaway	12	1	.	1
20	Michael Smith	11	0-10	.	.	.
TM	TEAM	12	1-0	.	.	1
Total.....		12	491	244	735	84-411	40-312	13-159	34	37	9-46	18	2	1
Opponents.....		12	532	284	816	91-378	39-263	7-73	29	29	13-38	18	1	.



2024 DEFENSIVE STATISTICS

TOTAL TACKLES	UA-A	TOT	ODU	UK	LSU	AKR	OM	ALA	OKLA	TAMU	VU	MIZZ	WOF	CU
Nick Emmanwori	54-29	83	5-0	3-4	8-1	2-1	2-3	6-3	7-4	1-2	2-6	8-3	5-0	5-2
Demetrius Knight	55-20	75	5-0	1-2	4-0	3-2	3-1	2-2	7-4	10-1	3-4	8-1	1-1	8-2
Bam Martin-Scott	39-26	65	4-0	2-4	3-1	1-3	2-2	1-2	7-4	3-3	2-5	4-0	4-1	6-1
Debo Williams	37-22	59	5-2	5-1	5-1	2-2	4-1	2-1	1-8	3-0	1-3	5-2	3-1	1-0
T.J. Sanders	29-19	48	2-0	2-2	3-0	1-2	7-2	2-2	1-2	1-1	2-1	4-3	0-1	4-3
Jalon Kilgore	29-17	46	3-0	1-1	3-2	1-2	3-2	1-1	1-2	4-0	5-1	2-3	2-1	3-2
O'Donnell Fortune	38-5	43	3-1	2-0	4-1	2-0	3-0	8-1	-	4-0	2-1	3-1	2-0	5-0
DQ Smith	19-16	35	1-0	1-0	4-1	0-1	3-3	4-6	2-2	2-0	DNP	1-0	-	1-3
Kyle Kennard	20-8	28	3-1	1-0	2-1	1-1	-	6-1	1-1	2-1	1-0	1-1	2-1	-
Judge Collier	20-5	25	2-0	1-0	1-0	-	2-1	1-0	3-1	3-2	3-1	1-0	1-0	2-0
Tonka Hemingway	16-7	23	2-0	0-3	1-0	-	2-0	1-2	2-0	3-1	2-0	-	1-1	2-0
Dylan Stewart	15-5	20	3-1	1-1	-	1-1	4-0	-	2-0	2-0	1-1	-	1-0	0-1
Bryan Thomas	8-9	17	DNP	0-1	1-1	1-0	1-2	0-2	1-0	1-0	1-2	-	2-0	0-1
Peyton Williams	6-9	15	1-0	1-1	-	1-0	0-1	-	1-1	-	2-5	-	0-1	-
Alex Huntley	7-8	15	2-0	0-2	-	-	1-1	-	0-2	-	0-1	0-1	3-0	1-1
DeAndre Jules	10-4	14	5-0	2-2	0-1	1-0	1-1	DNP	DNP	DNP	DNP	1-0	-	-
Monkel Goodwine	10-4	14	1-1	1-0	-	0-1	1-0	0-1	1-0	1-0	-	2-0	2-1	1-0
Vicari Swain	10-1	11	-	3-0	-	-	-	1-1	1-0	1-0	-	2-0	1-0	1-0
Gilber Edmond	7-3	10	2-0	1-2	3-0	-	-	-	1-1	-	DNP	DNP	-	DNP
Bangally Kamara	7-2	9	-	3-2	2-0	DNP	2-0	DNP	DNP	DNP	DNP	DNP	DNP	DNP
Jatius Geer	5-3	8	-	DNP	-	DNP	DNP	1-0	2-1	1-1	0-1	1-0	-	-
Rondarius Porter	5-2	7	DNP	DNP	DNP	2-1	DNP	-	2-0	0-1	-	1-0	-	-
Gerald Kilgore	5-2	7	1-0	-	1-0	1-0	1-0	-	0-1	-	-	-	0-1	1-0
Kelvin Hunter	5-1	6	DNP	2-0	DNP	1-0	DNP	DNP	DNP	DNP	DNP	DNP	2-1	DNP
Colin Bryant	4-2	6	-	2-1	2-0	-	-	-	0-1	-	-	-	-	-
Fred Johnson	3-2	5	-	2-0	-	1-0	-	-	0-2	-	-	-	-	-
Ronnie Porter	3-1	4	1-0	-	-	-	1-0	-	0-1	-	1-0	-	-	-
David Bucey	4-0	4	-	1-0	1-0	-	-	1-0	1-0	-	-	-	-	-
Nick Barrett	1-3	4	DNP	DNP	-	DNP	DNP	0-1	0-1	1-1	DNP	DNP	DNP	DNP
King-Demenian Ford	3-1	4	-	1-1	-	-	-	-	1-0	-	-	-	1-0	-
David Spaulding	1-2	3	DNP	DNP	DNP	-	DNP	DNP	1-1	DNP	-	0-1	-	-
Buddy Mack	1-2	3	-	0-2	-	-	-	-	-	1-0	DNP	-	-	-
Jamaal Whyce	1-1	2	DNP	DNP	DNP	1-1	DNP	DNP	DNP	DNP	DNP	DNP	-	DNP
Desmond Umeozulu	1-1	2	-	0-1	-	1-0	-	DNP	-	-	-	-	-	-
Nyck Harbor	2-0	2	1-0	1-0	-	-	-	-	-	-	-	-	-	-
Alex Herrera	2-0	2	-	-	-	-	-	-	-	-	1-0	1-0	-	-
LaNorris Sellers	1-0	1	-	-	1-0	DNP	-	-	-	-	-	-	-	-
Dalevon Campbell	0-1	1	-	-	-	-	-	-	-	-	-	-	0-1	-
Maurice Brown	0-1	1	-	0-1	-	-	-	-	-	-	-	-	-	-
Juju McDowell	1-0	1	-	-	-	-	-	-	-	1-0	-	-	-	-
Joshua Simon	1-0	1	-	-	-	-	-	1-0	-	-	-	-	DNP	-
Hunter Rogers	1-0	1	-	-	-	-	-	1-0	-	-	-	-	-	-
Jalewis Solomon	1-0	1	DNP	-	DNP	-	DNP	DNP	DNP	DNP	DNP	DNP	1-0	DNP
Chase Kibble	1-0	1	DNP	DNP	DNP	1-0	DNP	DNP	DNP	DNP	DNP	DNP	-	DNP
Oscar Adaway	1-0	1	-	-	-	-	-	-	-	-	-	1-0	-	-
Wendell Gregory	1-0	1	DNP	DNP	DNP	1-0	DNP	DNP	DNP	DNP	DNP	DNP	-	DNP
Joseph Byrnes	1-0	1	DNP	-	DNP	-	DNP	DNP	DNP	DNP	-	DNP	1-0	-



Team	1st		Rushing	Passing	Total Offense	Punts	Fumbles	Penalties	KO Ret.	Punt Ret.	Int. Ret.	3rd	Time of
	Score	Downs	No-Yds-TD	C-A-I-Yds-TD	Play-Yds-TD	No-Avg	No-Lost	No-Yds	No-Yds	No-Yds	No-Yds	Dns	Poss
ODU	19	17	34-108-1	22-38-2-197-1	72-305-2	6-40.2	4-2	5-33	2-24	0-0	0-0	9-18	24:14
S. Carolina	23	18	56-174-2	10-23-0-114-0	79-288-2	6-34.3	1-1	5-33	3-53	2-10	2-9	5-18	35:46
S. Carolina	31	13	35-79-1	11-15-1-173-2	50-252-3	5-51.6	4-0	8-70	1-17	2-4	2-38	3-10	27:39
Kentucky	6	13	46-139-0	6-17-2-44-0	63-183-0	6-43.3	4-0	11-63	6-107	3-20	1-16	3-14	32:21
LSU	36	26	32-132-3	24-40-1-285-2	72-417-5	4-30.5	1-1	9-75	3-50	2-4	1-0	6-14	32:57
S. Carolina	33	18	41-243-4	11-20-1-155-0	61-398-4	3-43.3	4-2	13-123	0-0	2-43	0-0	3-12	27:03
Akron	7	9	21-37-0	16-30-1-117-1	51-154-1	10-47.8	0-0	6-55	1-2	0-0	0-0	3-13	23:57
S. Carolina	50	27	53-273-4	19-27-0-276-3	80-549-7	4-53.2	1-1	7-70	1-17	3-35	1-(-4)	5-14	36:03
Ole Miss	27	17	41-140-3	14-27-0-285-0	68-425-3	4-49.5	2-1	8-65	0-0	2-10	1-0	3-13	27:22
S. Carolina	3	19	43-151-0	20-33-1-162-0	76-313-0	4-51.8	1-1	8-80	0-0	1-4	0-0	5-16	32:38
S. Carolina	25	23	39-132-1	24-32-1-242-2	71-374-3	3-45.0	3-3	6-49	2-21	2-5	2-31	7-15	31:40
Alabama	27	20	38-104-3	16-23-2-209-1	61-313-4	3-47.7	1-0	7-66	1-20	1-1	1-38	5-11	28:20
S. Carolina	35	15	41-74-1	17-27-0-180-1	68-254-2	8-51.6	0-0	6-42	1-20	2-10	2-63	6-18	31:47
Oklahoma	9	19	41-53-0	22-42-2-238-1	83-291-1	5-46.6	6-2	3-27	2-34	4-23	0-0	6-19	28:13
Texas A&M	20	19	42-144-1	18-28-1-206-1	70-350-2	5-40.2	4-1	7-68	3-39	1-2	0-0	4-15	30:48
S. Carolina	44	26	43-286-3	13-27-0-244-2	70-530-5	4-40.0	1-1	3-25	1-28	0-0	1-2	4-13	29:12
S. Carolina	28	25	43-214-2	14-20-0-238-2	63-452-4	2-48.0	2-1	6-50	0-0	1-7	0-0	9-12	30:59
Vanderbilt	7	17	28-108-1	16-31-0-166-0	59-274-1	4-49.6	2-1	5-57	2-53	1--4	0-0	6-13	29:01
Missouri	30	20	37-144-2	21-31-1-237-1	68-381-3	2-38.0	1-0	5-50	2-48	0-0	1-19	1-9	31:44
S. Carolina	34	22	36-109-0	21-30-1-353-5	66-462-5	1-41.0	2-0	4-24	2-45	0-0	1-0	4-10	28:16
Wofford	12	14	27-28-0	17-31-0-219-1	58-247-1	6-36.3	1-0	6-55	1-7	1-(-1)	1-0	2-12	28:00
S. Carolina	56	34	46-265-5	27-32-1-343-3	78-608-8	1-51.0	2-1	8-67	4-82	2-(-1)	0-0	10-12	32:00
S. Carolina	17	20	42-267-2	13-21-1-288-0	63-431-2	5-46.6	2-2	7-66	0-0	1-8	1-0	7-13	30:37
Clemson	14	22	32-139-2	24-37-1-280-0	69-419-2	6-37.7	1-1	3-15	0-0	1-1	1-0	7-15	29:23

2024 South Carolina Game-by-Game Starters

Offense

POS	ODU	KENTUCKY	LSU	AKRON	OLE MISS	ALABAMA	OKLA	TAMU	VANDY	MIZZOU	WOFFORD	CLEMSON
WR	J. Brown	Harbor	J. Brown	Larvadain	Larvadain	Larvadain	Larvadain	Larvadain	Larvadain	Larvadain	Larvadain	Larvadain
WR	Jacobs	Campbell	Jacobs	Campbell	Harbor	Jacobs	Jacobs	Harbor	Harbor	Harbor	Harbor	Harbor
WR	-	-	Bennett Jr.	-	Bennett Jr.	-	-	-	J. Brown	Bennett Jr.	Bennett Jr.	Campbell
TE	Simon	Hunt	Simon	Simon	Simon	Simon	Simon	Simon	Simon	Simon	Doty (WR)	Simon
TE	M. Smith	M. Smith	-	M. Smith	-	M. Smith	M. Smith	M. Smith	-	-	-	-
LT	Thompson	Thompson	Thompson	Thompson	Thompson	Thompson	Thompson	Thompson	Thompson	Babalade	Thompson	Thompson
LG	Bell	Bell	Bell	Bell	Bell	Bell	Bell	Bell	Bell	Bell	Bell	Bell
C	Lee	Lee	Lee	Lee	Lee	Lee	Lee	Lee	Lee	Lee	Lee	Lee
RG	Simpkins III	Simpkins III	Simpkins III	Simpkins III	Simpkins III	Simpkins III	Simpkins III	Simpkins III	Simpkins III	Simpkins III	Simpkins III	Simpkins III
RT	Henry	Henry	Henry	Henry	Henry	Henry	Henry	Henry	Henry	Henry	Henry	Henry
QB	Sellers	Sellers	Sellers	Ashford	Sellers	Sellers	Sellers	Sellers	Sellers	Sellers	Sellers	Sellers
RB	R. Sanders	R. Sanders	R. Sanders	R. Sanders	Adaway III	R. Sanders	R. Sanders	R. Sanders	R. Sanders	R. Sanders	R. Sanders	R. Sanders

Defense

POS	ODU	KENTUCKY	LSU	AKRON	OLE MISS	ALABAMA	OKLA	TAMU	VANDY	MIZZOU	WOFFORD	CLEMSON
ED	Kennard	Kennard	Kennard	Kennard	Kennard	Kennard	Kennard	Kennard	Kennard	Kennard	Kennard	Kennard
DT	Hemingway	Hemingway	Hemingway	Huntley	Hemingway	Hemingway	Hemingway	Hemingway	Hemingway	Huntley	Hemingway	Hemngway
DT	Huntley	Jules	T. Sanders	T. Sanders	Huntley	T. Sanders	T. Sanders	T. Sanders	T. Sanders	T. Sanders	Huntley	T. Sanders
ED	Geer	-	Stewart	Stewart	Stewart	Stewart	Stewart	Stewart	Stewart	Stewart	Stewart	Stewart
LB	Knight Jr.	Knight Jr.	Knight Jr.	Martin-Scott	Knight Jr.	Martin-Scott	Knight Jr.	Knight Jr.	Martin-Scott	-	Knight Jr.	Knight Jr.
LB	D. Williams	D. Williams	D. Williams	D. Williams	D. Williams	D. Williams	D. Williams	D. Williams	D. Williams	D. Williams	D. Williams	D. Williams
LB	-	Martin-Scott	-	-	-	-	-	Martin-Scott	-	-	Martin-Scott	-
NIK	J. Kilgore	J. Kilgore	J. Kilgore	J. Kilgore	J. Kilgore	J. Kilgore	J. Kilgore	-	J. Kilgore	J. Kilgore	-	J. Kilgore
CB	Fortune	Fortune	Fortune	Fortune	Fortune	Fortune	Fortune	Fortune	Fortune	Fortune	Fortune	Fortune
S	D. Smith	D. Smith	D. Smith	D. Smith	D. Smith	D. Smith	D. Smith	D. Smith	P. Williams	D. Smith	D. Smith	D. Smith
S	Emmanwori	Emmanwori	Emmanwori	Emmanwori	Emmanwori	Emmanwori	Emmanwori	Emmanwori	Emmanwori	Emmanwori	Emmanwori	Emmanwori
CB	Collier	Collier	Collier	Collier	Collier	Collier	Collier	Collier	Collier	Collier	Collier	Collier

2024 South Carolina Game-by-Game Captains

ODU	KENTUCKY	LSU	AKRON	OLE MISS	ALABAMA	OKLA	TAMU	VANDY	MIZZOU	WOFFORD	CLEMSON
Doty	Hemingway	Emmanwori	M. Brown II	Huntley	Emmanwori	Beville	Emmanwori	Kennard	Huntley	Fortune	Huntley
Huntley	Kennard	Hunt	Martin-Scott	Kroeger	Hemingway	Fortune	Hemingway	Knight Jr.	Rogers	Hemingway	Knight Jr.
Lee	Simon	Knight Jr.	McDowell	Lee	Knight Jr.	J. Kilgore	R. Sanders	Simon	R. Sanders	Huntley	Sellers
D. Williams	Simpkins III	R. Sanders	D. Smith	D. Williams	Simpkins III	Sellers	Sellers	Simpkins III	Sellers	Lee	Simpkins III
									D. Williams	All Seniors	D. Williams



Individual Rushing (Att-Yds/TD)

PLAYER	TOTAL	ODU	KENTUCKY	LSU	AKRON	OLE MISS	ALABAMA	OKLA	TAMU	VANDY	MIZZOU	WOFF	CLEM
Raheim Sanders	183-881/11	24-88/1	13-54/1	19-143/2	1-1/0	8-29/0	16-78/1	15-33/1	20-144/2	15-126/2	19-53/0	15-72/1	18-60/0
LaNorris Sellers	155-655/7	22-68/1	8-(-11)/0	10-88/2	DNP	15-55/0	16-19/0	13-28/0	15-106/1	13-38/0	14-45/0	13-53/1	16-166/2
Robby Ashford	41-227/2	DNP	6-26/0	11-11/0	16-133/1	1-2/0	2-11/0	-	DNP	1-7/0	DNP	4-37/1	DNP
Oscar Adaway	63-226/2	4-5/0	1-(-1)/0	1-1/0	14-42/2	9-34/0	4-14/0	4-8/0	8-36/0	8-34/0	1-1/0	3-11/0	6-41/0
Jawarn Howell	14-92/2	DNP	DNP	DNP	5-33/1	4-19/0	DNP	3-5/0	DNP	DNP	DNP	2-35/1	DNP
Juju McDowell	21-87/0	2-16/0	3-3/0	-	5-29/0	5-12/0	-	3-15/0	-	3-12/0	-	-	-
Bradley Dunn	8-52/1	DNP	DNP	DNP	2-10/0	DNP	DNP	-	DNP	DNP	DNP	6-42/1	DNP
Jared Brown	5-38/0	1-16/0	1-11/0	-	DNP	-	DNP	DNP	-	1-(-1)/0	1-11/0	DNP	1-1/0
Matthew Fuller	8-25/0	DNP	DNP	DNP	8-25/0	-	DNP	DNP	DNP	DNP	DNP	DNP	DNP
Gage Larvadain	1-10/0	-	-	-	-	-	1-10/0	-	-	-	-	-	-
Davis Beville	4-2/0	DNP	DNP	DNP	-	DNP	DNP	1-(-13)/0	DNP	DNP	DNP	3-15/0	DNP
Nyck Harbor	1-1/0	-	-	-	1-1/0	-	-	-	-	-	-	-	-
Maurice Brown	1-0/0	-	-	-	-	1-0/0	-	-	-	-	-	-	-
TEAM	13-(-29)/0	3-(-19)/0	3-(-3)/0	-	1-(-1)/0	-	-	2-(-2)/0	-	2-(-2)/0	1-(-1)/0	-	1-(-1)/0

Individual Passing (Cmp-Att-Int-Yds-TD)

	SELLERS	ASHFORD	BEVILLE	RENO	KROEGER
OLD DOMINION	10-23-0-114-0	DNP	DNP	DNP	0-0-0-0-0
KENTUCKY	10-14-1-166-2	1-1-0-7-0	DNP	DNP	0-0-0-0-0
LSU	9-16-1-113-0	1-2-0-42-0	DNP	DNP	0-0-0-0-0
AKRON	DNP	15-21-0-243-2	4-6-0-33-1	0-0-0-0-0	0-0-0-0-0
OLE MISS	20-32-1-162-0	0-0-0-0-0	DNP	DNP	0-0-0-0-0
ALABAMA	23-31-1-238-2	1-1-0-4-0	DNP	DNP	0-0-0-0-0
OKLAHOMA	16-24-0-175-1	1-1-0-5-0	0-0-0-0-0	DNP	0-1-0-0-0
TEXAS A&M	13-27-0-244-2	DNP	DNP	DNP	0-0-0-0-0
VANDERBILT	14-20-0-238-2	0-0-0-0-0	DNP	DNP	0-0-0-0-0
MISSOURI	21-30-1-353-5	DNP	DNP	DNP	0-0-0-0-0
WOFFORD	23-27-1-307-3	3-4-0-23-0	1-1-0-13-0	DNP	0-0-0-0-0
CLEMSON	13-21-1-164-0	DNP	DNP	DNP	0-0-0-0-0

Individual Receiving (Rec-Yds/TD)

PLAYER	TOTAL	ODU	KENTUCKY	LSU	AKRON	OLE MISS	ALABAMA	OKLA	TAMU	VANDY	MIZZOU	WOFF	CLEM
Joshua Simon	34-450/6	1-10/0	1-16/1	3-40/0	1-17/0	5-37/0	5-22/0	4-43/1	4-132/2	3-40/1	4-76/1	DNP	3-17/0
Mazeo Bennett	28-324/3	2-18/0	3-63/1	1-7/0	5-71/1	3-41/0	3-57/1	2-13/0	2-19/0	-	5-23/0	2-12/0	-
Raheim Sanders	27-316/2	1-10/0	-	1-11/0	1-6/0	1-5/0	4-25/0	1-7/0	5-92/0	2-52/1	3-21/1	5-39/0	3-48/0
Nyck Harbor	22-315/3	-	-	2-18/0	2-17/0	3-16/0	2-40/1	2-13/0	-	3-43/0	2-69/1	3-48/1	3-51/0
Dalevon Campbell	11-252/0	1-6/0	-	-	1-27/0	-	1-8/0	1-5/0	-	-	2-86/0	5-120/0	-
Jared Brown	15-244/1	-	4-50/0	3-48/0	DNP	1-5/0	DNP	DNP	1-1/0	1-51/0	2-48/1	DNP	3-41/0
Gage Larvadain	18-220/1	-	-	-	2-79/0	5-39/0	2-20/0	1-7/0	1-0/0	3-34/0	1-14/0	2-20/1	1-7/0
Vandrevius Jacobs	12-181/0	2-59/0	-	1-31/0	-	1-17/0	2-23/0	4-40/0	DNP	1-6/0	DNP	1-5/0	DNP
Oscar Adaway	8-108/0	-	-	-	-	1-2/0	3-30/0	1-27/0	-	1-12/0	-	2-37/0	-
Michael Smith	9-96/1	2-4/0	3-44/0	-	1-3/0	-	1-15/0	1-25/0	-	-	1-5/1	DNP	-
Eriq Rice	3-35/0	DNP	DNP	DNP	2-20/0	DNP	DNP	DNP	DNP	-	DNP	1-15/0	DNP
Payton Mangrum	3-27/0	1-7/0	-	DNP	1-4/0	DNP	DNP	DNP	DNP	DNP	DNP	1-16/0	DNP
Brady Hunt	2-22/0	-	-	-	1-11/0	-	-	-	-	-	1-11/0	DNP	DNP
Luke Doty	3-17/0	-	-	-	-	-	-	-	-	-	-	3-17/0	DNP
Bradley Dunn	1-13/0	DNP	DNP	DNP	-	DNP	DNP	-	DNP	DNP	DNP	1-13/0	DNP
Juju McDowell	1-12/1	-	-	-	1-12/1	-	-	-	-	-	-	-	-
Connor Cox	1-9/1	DNP	-	DNP	1-9/1	-	DNP	DNP	DNP	DNP	DNP	-	DNP
Jatavius Shivers	1-2/0	DNP	-	DNP	-	-	1-2/0	-	DNP	DNP	DNP	-	-
Maurice Brown	1-1/1	-	-	-	-	-	-	-	-	-	-	1-1/1	-

Game-by-Game Leaders

Opponent	Rushing	Passing	Receiving (No.)	Receiving (Yds.)	Tackles
ODU	R. Sanders 24-88/1	Sellers 10-23-0-114-0	Jacobs 4-59-0	Jacobs 4-59-0	D. Williams 5-2-7
KENTUCKY	R. Sanders 13-57/1	Sellers 10-14-1-166-2	Brown 4-50-0	Bennett 3-63-1	Emmanwori 3-4-7
LSU	R. Sanders 19-143/2	Sellers 9-16-1-113-0	Brown 3-48-0/Simon 3-40-0	J. Brown 3-48-0	Emmanwori 8-1-9
AKRON	Ashford 16-133/1	Ashford 15-21-0-243-2	Bennett Jr. 5-71-1	Larvadain 2-79-0	Knight Jr. 3-2-5
OLE MISS	Sellers 15-55/0	Sellers 20-32-1-162-0	Larvadain 5-39-0/Simon 5-37-0	Larvadain 5-39-0	T. Sanders 7-2-9
ALABAMA	R. Sanders 16-78/1	Sellers 23-31-1-238-2	Simon 5-2-0	Bennett Jr. 3-57-1	D. Smith 4-6-10
OKLAHOMA	R. Sanders 15-33/1	Sellers 16-24-0-175-1	Simon 4-34-1/Jacobs 4-40-0	Simon 4-34-1	Three with 11
TAMU	R. Sanders 20-144/2	Sellers 13-27-0-244-2	R. Sanders 5-92-0	Simon 4-132-2	Knight Jr. 10-1-11
VANDY	R. Sanders 15-126/2	Sellers 14-20-0-238-2	Three with 3	R. Sanders 2-52-1	Emmanwori 2-6-8
MISSOURI	R. Sanders 19-53/0	Sellers 21-30-1-353-5	Bennett Jr. 5-23-0	Campbell 2-86-0	Emmanwori 8-3-11
WOFFORD	R. Sanders 15-72/1	Sellers 23-27-1-307-3	Campbell 5-120-0	Campbell 5-120-0	Emmanwori 5-0-5/Martin-Scott 4-1-5
CLEMSON	Sellers 16-166/2	Sellers 13-21-1-164-0	Four with 3	Harbor 3-51-0	Knight Jr. 8-2-10



South Carolina

Old Dominion	Qtr	Plays	Yards	TOP	Result
R. Sanders 1-yard run	1	3	3	0:50	TD
Herrera 40-yard field goal	1	13	53	6:42	FG
Herrera 46-yard field goal	2	5	13	4:02	FG
Herrera 33-yard field goal	3	16	60	7:47	FG
Sellers 3-yard run	4	2	6	0:37	TD
Kentucky	Qtr	Plays	Yards	TOP	Result
Bennett 24-yard pass from Sellers	1	4	61	1:21	TD
Herrera 29-yard field goal	1	6	20	3:05	FG
Simon 26-yard pass from Sellers	3	7	58	3:53	TD
R. Sanders 6-yard run	3	9	43	4:05	TD
LSU	Qtr	Plays	Yards	TOP	Result
Sellers 4-yard run	1	7	75	2:46	TD
Herrera 28-yard field goal	2	13	65	6:24	FG
R. Sanders 10-yard run	2	1	10	0:07	TD
Sellers 75-yard run	2	1	75	0:13	TD
R. Sanders 66-yard run	4	3	75	1:05	TD
Herrera 42-yard field goal	4	4	0	1:23	FG
Akron	Qtr	Plays	Yards	TOP	Result
Adaway III 2-yard run	1	13	89	5:38	TD
Bennett Jr. 30-yard pass from Ashford	1	7	85	3:02	TD
McDowell 12-yard pass from Ashford	2	11	80	4:57	TD
Adaway III 2-yard run	3	7	84	3:43	TD
Ashford 36-yard run	4	5	71	1:59	TD
Cox 9-yard pass from Beville	4	12	46	4:44	TD
Howell 23-yard run	4	4	37	1:49	TD
Ole Miss	Qtr	Plays	Yards	TOP	Result
Herrera 40-yard field goal	2	5	25	1:49	FG
Alabama	Qtr	Plays	Yards	TOP	Result
Bennett Jr. 36-yard pass from Sellers	2	10	75	3:01	TD
Herrera 37-yard field goal	2	1	0	0:01	FG
R. Sanders 1-yard run	3	16	85	8:35	TD
Harbor 31-yard pass from Sellers	4	6	75	1:11	TD
Oklahoma	Qtr	Plays	Yards	TOP	Result
R. Sanders 3-yard run	1	5	41	2:13	TD
Herrera 39-yard field goal	2	4	4	1:52	FG
Simon 33-yard pass from Sellers	2	8	75	3:23	TD
Herrera 33-yard field goal	4	4	6	1:37	TD
Texas A&M	Qtr	Plays	Yards	TOP	Result
Sellers 23-yard run	1	11	75	4:14	TD
Simon 15-yard pass from Sellers	1	2	34	0:47	TD
Herrera 25-yard field goal	2	10	68	4:27	FG
Herrera 44-yard field goal	2	6	49	1:06	FG
R. Sanders 52-yard run	3	5	83	2:16	TD
Herrera 43-yard field goal	3	4	6	0:50	FG
Simon 57-yard pass from Sellers	4	5	85	1:48	TD
R. Sanders 7-yard run	4	2	13	0:53	TD
Vanderbilt	Qtr	Plays	Yards	TOP	Result
Simon 17-yard pass from Sellers	2	12	81	4:45	TD
R. Sanders 33-yard run	3	3	75	1:38	TD
R. Sanders 1-yard run	3	8	75	4:01	TD
R. Sanders 43-yard pass from Sellers	4	2	61	1:20	TD
Missouri	Qtr	Plays	Yards	TOP	Result
Harbor 26-yard pass from Sellers	1	6	75	2:33	TD
Simon 6-yard pass from Sellers	2	6	68	2:34	TD
J. Brown 38-yard pass from Sellers	2	5	77	0:54	TD
M. Smith 5-yard pass from Sellers	4	8	75	4:08	TD
R. Sanders 15-yard pass from Sellers	4	6	70	0:47	TD
Wofford	Qtr	Plays	Yards	TOP	Result
R. Sanders 11-yard run	1	17	90	8:47	TD
Sellers 1-yard run	2	5	71	2:12	TD
M. Brown II 1-yard pass from Sellers	2	8	68	1:21	TD
Harbor 26-yard pass from Sellers	3	9	82	3:23	TD
Larvadain 13-yard pass from Sellers	3	11	70	5:23	TD
Ashford 5-yard run	4	7	70	2:48	TD
Howell 27-yard run	4	5	70	1:32	TD
Dunn 5-yard run	4	10	85	3:59	TD
Clemson	Qtr	Plays	Yards	TOP	Result
Sellers 25-yard run	2	6	75	2:47	TD
Herrera 42-yard field goal	4	6	32	2:30	FG
Sellers 20-yard rush	4	9	75	4:01	TD

Opponents

Old Dominion	Qtr	Plays	Yards	TOP	Result
Paige 72-yard pass from Wilson	1	2	75	0:31	TD
Wilson 36-yard run	3	9	75	2:16	TD
Sanchez 40-yard field goal	3	8	47	1:49	FG
Sanchez 33-yard field goal	4	13	42	4:19	FG
Kentucky	Qtr	Plays	Yards	TOP	Result
Raynor 32-yard field goal	2	12	57	6:03	FG
Raynor 39-yard field goal	2	4	7	1:20	FG
LSU	Qtr	Plays	Yards	TOP	Result
Durham 26-yard run	2	8	75	4:11	TD
Ramos 28-yard field goal	2	4	7	1:32	FG
Lacy 12-yard pass from Nussmeier	2	6	75	2:55	TD
Durham 9-yard run	3	5	45	1:38	TD
Taylor 2-yard pass from Nussmeier	4	10	80	5:03	TD
Williams 2-yard run	4	8	55	2:34	TD
Akron	Qtr	Plays	Yards	TOP	Result
Norton 42-yard pass from Finley	2	6	70	2:31	TD
Ole Miss	Qtr	Plays	Yards	TOP	Result
Parrish Jr. 3-yard run	1	5	36	1:36	TD
Pegues 1-yard run	1	8	59	3:07	TD
Davis 24-yard field goal	2	8	68	2:52	FG
Pegues 1-yard run	2	6	59	1:15	TD
Davis 44-yard field goal	3	9	53	2:21	FG
Alabama	Qtr	Plays	Yards	TOP	Result
Milroe 1-yard run	1	9	75	4:00	TD
Haynes 2-yard run	2	7	67	3:32	TD
Milroe 7-yard run	4	3	31	1:23	TD
Bernard 34-yard pass from Milroe	4	10	67	4:34	TD
Oklahoma	Qtr	Plays	Yards	TOP	Result
Schmit 44-yard field goal	2	11	53	4:01	FG
Thompson 54-yard pass from Arnold	3	8	90	3:31	TD
Texas A&M	Qtr	Plays	Yards	TOP	Result
Bond 52-yard field goal	1	7	41	3:09	FG
Bond 55-yard field goal	2	8	42	2:46	FG
Daniels 56-yard run	2	3	65	1:16	TD
Barber 2-yard pass from Reed	2	10	60	4:20	TD
Vanderbilt	Qtr	Plays	Yards	TOP	Result
Pavia 17-yard run	3	10	75	5:13	TD
Missouri	Qtr	Plays	Yards	TOP	Result
Craig 38-yard field goal	1	10	57	4:55	FG
Craig 37-yard field goal	1	10	57	4:46	FG
Carroll 2-yard run	3	10	66	6:12	TD
Craig 25-yard field goal	4	9	30	4:12	FG
Noel 1-yard run	4	4	66	1:41	TD
Burden 37-yard pass from Cook	4	8	66	3:45	TD
Wofford	Qtr	Plays	Yards	TOP	Result
Cagle 27-yard field goal	1	5	66	2:26	FG
Djete 6-yard pass from Odom	2	10	57	5:06	TD
Cagle 28-yard field goal	4	8	34	3:22	FG
Clemson	Qtr	Plays	Yards	TOP	Result
Klubnik 13-yard run	2	3	57	1:25	TD
Klubnik 18-yard run	3	11	75	5:03	TD



Running Plays (12+ Yards)

No.	Yds	Rusher	Opponent	Qtr	Play Result	Drive Result
1.	23	Sellers	Old Dominion	1	First Down	FG
2.	12	McDowell	Old Dominion	2	First Down	Punt
3.	16	J. Brown	Old Dominion	2	First Down	FG
4.	12	R. Sanders	Old Dominion	3	First Down	FG
5.	21	R. Sanders	Old Dominion	3	First Down	Missed FG
6.	18	Ashford	Kentucky	2	First Down	FG
7.	21	R. Sanders	Kentucky	3	First Down	TD
8.	26	R. Sanders	LSU	1	First Down	TD
9.	13	Sellers	LSU	2	Third Down	Fumble
10.	75	Sellers	LSU	2	TD	TD
11.	66	R. Sanders	LSU	4	TD	TD
12.	15	Ashford	LSU	4	First Down	Missed FG
13.	38	Ashford	Akron	1	First Down	TD
14.	15	Ashford	Akron	1	First Down	TD
15.	12	Ashford	Akron	1	First Down	TD
16.	15	Ashford	Akron	1	First Down	TD
17.	12	Ashford	Akron	3	First Down	TD
18.	36	Ashford	Akron	4	TD	TD
19.	23	Howell	Akron	4	TD	TD
20.	30	Sellers	Ole Miss	2	First Down	FG
21.	12	R. Sanders	Ole Miss	3	First Down	Punt
22.	16	Sellers	Ole Miss	3	First Down	INT
23.	15	Sellers	Ole Miss	4	First Down	INT
24.	14	Sellers	Alabama	3	First Down	FG
25.	23	R. Sanders	Alabama	4	First Down	Missed FG
26.	25	Sellers	Oklahoma	1	First Down	TD
27.	13	McDowell	Oklahoma	4	First Down	Punt
28.	23	Sellers	Texas A&M	1	TD	TD
29.	12	Sellers	Texas A&M	1	First Down	Punt
30.	28	Sanders	Texas A&M	2	First Down	FG
31.	15	Sellers	Texas A&M	2	First Down	FG
32.	27	Adaway	Texas A&M	2	First Down	Downs
33.	52	R. Sanders	Texas A&M	3	TD	TD
34.	33	R. Sanders	Vanderbilt	3	TD	TD
35.	39	R. Sanders	Vanderbilt	3	First Down	TD
36.	12	R. Sanders	Vanderbilt	4	First Down	TD
37.	14	R. Sanders	Missouri	3	First Down	Downs
38.	15	Sellers	Wofford	3	First Down	TD
39.	17	R. Sanders	Wofford	3	First Down	TD
40.	16	Ashford	Wofford	4	First Down	TD
41.	27	Howell	Wofford	4	TD	TD
42.	12	Dunn	Wofford	4	First Down	TD
43.	38	Sellers	Clemson	1	First Down	Fumble
44.	21	Adaway	Clemson	2	First Down	TD
45.	25	Sellers	Clemson	2	TD	TD
46.	14	Sellers	Clemson	4	First Down	INT
47.	13	Sellers	Clemson	4	First Down	INT
48.	27	Sellers	Clemson	4	First Down	FG
49.	27	Sellers	Clemson	4	First Down	TD
50.	20	Sellers	Clemson	4	TD	TD

Kick Returns (30+ yards)

No.	Yds	Returner	Opponent	Qtr	Drive Result
-----	-----	----------	----------	-----	--------------

INT/Fumble Returns (20+ yards)

No.	Yds	Returner	Opponent	Qtr	Play	Drive Result
1.	24	Emmanwori	Kentucky	4	INT	TD
2.	20	Emmanwori	LSU	4	INT	Punt
3.	31	J. Kilgore	Alabama	2	INT	FG
4.	36	Hemingway	Oklahoma	1	Fumble	TD
5.	65	Emmanwori	Oklahoma	1	INT	TD

Passing Plays (18+ Yards)

No.	Yds	Connection	Opponent	Qtr	Play Result	Drive Result
1.	18	Sellers-Jacobs	Old Dominion	3	First Down	FG
2.	41	Sellers-Jacobs	Old Dominion	3	First Down	Missed FG
3.	21	Sellers-J. Brown	Kentucky	1	First Down	TD
4.	24	Sellers-Bennett Jr.	Kentucky	1	TD	TD
5.	32	Sellers-Bennett Jr.	Kentucky	3	First Down	TD
6.	36	Sellers-M. Smith	Kentucky	4	First Down	Punt
7.	39	Sellers-J. Brown	LSU	2	First Down	Fumble
8.	31	Ashford-Jacobs	LSU	4	First Down	Missed FG
9.	30	Ashford-Bennett Jr.	Akron	1	TD	TD
10.	35	Ashford-Larvadain	Akron	2	First Down	TD
11.	44	Ashford-Larvadain	Akron	3	First Down	TD
12.	28	Ashford-Bennett Jr.	Akron	3	First Down	TD
13.	27	Ashford-Campbell	Akron	4	First Down	TD
14.	36	Sellers-Bennett Jr.	Alabama	2	TD	TD
15.	22	Sellers-Bennett Jr.	Alabama	3	First Down	FG
16.	31	Sellers-Harbor	Alabama	4	TD	TD
17.	20	Sellers-Jacobs	Oklahoma	2	First Down	TD
18.	33	Sellers-Simon	Oklahoma	2	TD	TD
19.	27	Sellers-Adaway	Oklahoma	2	First Down	Downs
20.	25	Sellers-M. Smith	Oklahoma	3	First Down	Punt
21.	20	Sellers-Sanders	Texas A&M	1	First Down	TD
22.	40	Sellers-Simon	Texas A&M	4	First Down	Punt
23.	36	Sellers-Sanders	Texas A&M	4	First Down	Punt
24.	20	Sellers-Simon	Texas A&M	4	First Down	TD
25.	57	Sellers-Simon	Texas A&M	4	TD	TD
26.	23	Sellers-Harbor	Vanderbilt	2	First Down	TD
27.	51	Sellers-J. Brown	Vanderbilt	3	First Down	TD
28.	43	Sellers-R. Sanders	Vanderbilt	4	TD	TD
29.	20	Sellers-Larvadain	Vanderbilt	4	First Down	Half
30.	30	Sellers-Simon	Missouri	1	First Down	TD
31.	36	Sellers-Harbor	Missouri	1	TD	TD
32.	43	Sellers-Harbor	Missouri	2	First Down	TD
33.	29	Sellers-Simon	Missouri	2	First Down	TD
34.	38	Sellers-Brown	Missouri	2	TD	TD
35.	47	Sellers-Campbell	Missouri	4	First Down	TD
36.	39	Sellers-Campbell	Missouri	4	First Down	TD
37.	58	Sellers-Campbell	Wofford	2	First Down	TD
38.	27	Sellers-Campbell	Wofford	2	First Down	TD
39.	21	Sellers-Campbell	Wofford	2	First Down	TD
40.	26	Sellers-Harbor	Wofford	3	TD	TD
41.	30	Sellers-Adaway	Wofford	4	First Down	TD
42.	20	Sellers-R. Sanders	Clemson	1	First Down	Punt
43.	22	Sellers-J. Brown	Clemson	3	First Down	Fumble
44.	26	Sellers-Harbor	Clemson	4	First Down	INT

Punt Returns (20+ yards)

No.	Yds	Returner	Opponent	Qtr	Drive Result
1.	28	J. Kilgore	Akron	3	Punt

Special Teams/Defensive Scores

No.	Yds	Player	Opponent	Qtr	Play
1.	24	Emmanwori	Kentucky	4	INT Return
2.	36	Hemingway	Oklahoma	1	Fumble Return
3.	65	Emmanwori	Oklahoma	1	INT Return

2024 Drive Chart Summary

South Carolina

Opp.	Drives	TD	FG	MissFG	Punt	Downs	Fum	INT	SAF	Half	3-Out
ODU	15	2	3	1	6	0	1	0	0	2	4
KENT	12	3	1	0	5	0	0	1	0	2	4
LSU	14	4	2	1	3	1	2	1	0	0	4
AKRON	13	7	0	0	4	0	1	0	0	1	4
MISS	13	0	1	1	4	3	1	1	0	2	4
BAMA	12	3	1	1	3	0	3	1	0	0	3
OKLA	14	2	2	0	8	1	0	0	0	1	4
TAMU	14	5	3	0	4	1	1	0	0	0	0
VANDY	10	4	0	1	2	0	1	0	0	2	2
MIZZOU	11	5	0	0	1	3	0	1	0	1	2
WOFF	10	8	0	0	1	0	0	1	0	0	2
CLEM	12	2	1	0	5	0	2	1	0	1	2
TOT	150	45	14	5	46	9	12	7	0	12	35

Opponents

Opp.	Drives	TD	FG	MissFG	Punt	Downs	Fum	INT	SAF	Half	3-Out
ODU	14	2	2	0	6	0	2	2	0	0	6
KENT	12	0	2	0	6	2	0	2	0	0	5
LSU	13	5	1	0	4	1	1	1	0	0	3
AKRON	13	1	0	0	10	0	0	1	0	1	6
MISS	12	3	2	0	4	2	1	0	0	0	4
BAMA	10	4	0	0	3	0	0	2	1	0	2
OKLA	15	1	1	0	5	4	2	2	0	0	6
TAMU	15	2	2	0	5	2	1	1	0	2	6
VANDY	9	1	0	0	5	2	1	0	0	0	2
MIZZOU	11	3	3	1	2	0	0	1	0	1	3
WOFF	12	1	2	1	6	0	0	0	0	2	2
CLEM	12	2	0	0	6	1	1	1	0	1	3
TOT	148	25	15	2	62	14	9	13	1	7	48



Carolina Team Game Highs

Rushes	56	vs Old Dominion (Aug 31, 2024)
Yards Rushing	286	vs Texas A&M (Nov 02, 2024)
Yards Per Rush	6.7	vs Texas A&M (Nov 02, 2024)
TD Rushes	5	vs Wofford (Nov 23, 2024)
Pass attempts	33	vs Ole Miss (Oct 05, 2024)
Pass completions	27	vs Wofford (Nov 23, 2024)
Yards Passing	353	vs Missouri (Nov 16, 2024)
Yards Per Pass	11.9	at Vanderbilt (Nov 09, 2024)
TD Passes	5	vs Missouri (Nov 16, 2024)
Total Plays	80	vs Akron (Sep 21, 2024)
Total Offense	608	vs Wofford (Nov 23, 2024)
Yards Per Play	7.8	vs Wofford (Nov 23, 2024)
Points	56	vs Wofford (Nov 23, 2024)
Sacks By	9	at Oklahoma (Oct 19, 2024)
First Downs	34	vs Wofford (Nov 23, 2024)
Penalties	13	vs LSU (Sep 14, 2024)
Penalty Yards	123	vs LSU (Sep 14, 2024)
Turnovers	4	at Alabama (Oct 12, 2024)
Interceptions By	2	vs Old Dominion (Aug 31, 2024) at Kentucky (Sep 07, 2024) at Alabama (Oct 12, 2024) at Oklahoma (Oct 19, 2024)
Punts	8	at Oklahoma (Oct 19, 2024)
Punting Avg	53.3	vs Akron (Sep 21, 2024)
Long Punt	75	vs Akron (Sep 21, 2024)
Punts inside 20	4	at Oklahoma (Oct 19, 2024)
Long Punt Return	28	vs Akron (Sep 21, 2024)
Rushes	24	Raheim Sanders, vs Old Dominion (Aug 31, 2024)

Carolina Individual Game Highs

Yards Rushing	166	LaNorris Sellers, at Clemson (Nov 30, 2024)
TD Rushes	2	6 players tied
Long Rush	75	LaNorris Sellers, vs LSU (Sep 14, 2024)
Pass attempts	32	LaNorris Sellers, vs Ole Miss (Oct 05, 2024)
Pass completions	23	LaNorris Sellers, at Alabama (Oct 12, 2024) LaNorris Sellers, vs Wofford (Nov 23, 2024)
Yards Passing	353	LaNorris Sellers, vs Missouri (Nov 16, 2024)
TD Passes	5	LaNorris Sellers, vs Missouri (Nov 16, 2024)
Long Pass	58	LaNorris Sellers, vs Wofford (Nov 23, 2024)
Receptions	5	8 players tied
Yards Receiving	79	Gage Larvadain, vs Akron (Sep 21, 2024)
TD Receptions	2	Joshua Simon, vs Texas A&M (Nov 02, 2024)
Long Reception	58	Dalevon Campbell, vs Wofford (Nov 23, 2024)
Field Goals	3	Alex Herrera, vs Old Dominion (Aug 31, 2024) Alex Herrera, vs Texas A&M (Nov 02, 2024)
Long Field Goal	46	Alex Herrera, vs Old Dominion (Aug 31, 2024)
Punts	8	Kai Kroeger, at Oklahoma (Oct 19, 2024)
Punting Avg	53.3	Kai Kroeger, vs Akron (Sep 21, 2024)
Long Punt	75	Kai Kroeger, vs Akron (Sep 21, 2024)
Punts inside 20	2	Kai Kroeger, vs Kentucky (Sep 07, 2024) Kai Kroeger, vs Akron (Sep 21, 2024)
Long Punt Return	28	Jalon Kilgore, vs Akron (Sep 21, 2024)
Long Kickoff Return	28	Juju McDowell, vs Texas A&M (Nov 02, 2024) Juju McDowell, vs Wofford (Nov 23, 2024)
Tackles	11	Nick Emmanwori, at Oklahoma (Oct 19, 2024) Demetrius Knight, at Oklahoma (Oct 19, 2024) Bam Martin-Scott, at Oklahoma (Oct 19, 2024) Demetrius Knight, vs Texas A&M (Nov 02, 2024) Nick Emmanwori, vs Missouri (Nov 16, 2024)
Sacks	2.5	Kyle Kennard, vs Old Dominion (Aug 31, 2024)
Tackles For Loss	3.5	Kyle Kennard, vs Old Dominion (Aug 31, 2024)
Interceptions	2	Nick Emmanwori, at Oklahoma (Oct 19, 2024)

Opponent Team Game Highs

Rushes	46	at Kentucky (Sep 07, 2024)
Yards Rushing	144	vs Texas A&M (Nov 02, 2024) vs Missouri (Nov 16, 2024)
Yards Per Rush	4.3	at Clemson (Nov 30, 2024)
TD Rushes	3	vs LSU (Sep 14, 2024) vs Ole Miss (Oct 05, 2024) at Alabama (Oct 12, 2024)
Pass attempts	42	at Oklahoma (Oct 19, 2024)
Pass completions	24	vs LSU (Sep 14, 2024) at Clemson (Nov 30, 2024)
Yards Passing	285	vs LSU (Sep 14, 2024) vs Ole Miss (Oct 05, 2024)
Yards Per Pass	10.6	vs Ole Miss (Oct 05, 2024)
TD Passes	2	vs LSU (Sep 14, 2024)
Total Plays	83	at Oklahoma (Oct 19, 2024)
Total Offense	425	vs Ole Miss (Oct 05, 2024)
Yards Per Play	6.3	vs Ole Miss (Oct 05, 2024)
Points	36	vs LSU (Sep 14, 2024)
Sacks By	6	vs Ole Miss (Oct 05, 2024) at Oklahoma (Oct 19, 2024)
First Downs	26	vs LSU (Sep 14, 2024)
Penalties	11	at Kentucky (Sep 07, 2024)
Penalty Yards	75	vs LSU (Sep 14, 2024)
Turnovers	4	vs Old Dominion (Aug 31, 2024) at Oklahoma (Oct 19, 2024)
Interceptions By	1	7 with 1
Punts	10	vs Akron (Sep 21, 2024)
Punting Avg	49.6	at Vanderbilt (Nov 09, 2024)
Long Punt	61	vs Akron (Sep 21, 2024) at Vanderbilt (Nov 09, 2024)
Punts inside 20	3	vs Akron (Sep 21, 2024) at Alabama (Oct 12, 2024) vs Wofford (Nov 23, 2024)
Long Punt Return	13	at Kentucky (Sep 07, 2024)

Opponent Individual Game Highs

Rushes	27	Nate Noel, vs Missouri (Nov 16, 2024)
Yards Rushing	150	Nate Noel, vs Missouri (Nov 16, 2024)
TD Rushes	2	4 players tied
Long Rush	56	Amari Daniels, vs Texas A&M (Nov 02, 2024)
Pass attempts	40	Garrett Nussmeier, vs LSU (Sep 14, 2024)
Pass completions	24	Garrett Nussmeier, vs LSU (Sep 14, 2024) Cade Klubnik, at Clemson (Nov 30, 2024)
Yards Passing	285	Jaxson Dart, vs Ole Miss (Oct 05, 2024) Garrett Nussmeier, vs LSU (Sep 14, 2024)
TD Passes	2	Garrett Nussmeier, vs LSU (Sep 14, 2024)
Long Pass	72	Grant Wilson, vs Old Dominion (Aug 31, 2024)
Receptions	8	Isiah Paige, vs Old Dominion (Aug 31, 2024) Luther Burden, vs Missouri (Nov 16, 2024) Antonio Williams, at Clemson (Nov 30, 2024)
Yards Receiving	133	Kyle Watkins, vs Wofford (Nov 23, 2024)
TD Receptions	1	9 players tied
Long Reception	72	Isiah Paige, vs Old Dominion (Aug 31, 2024)
Field Goals	3	Blake Craig, vs Missouri (Nov 16, 2024)
Long Field Goal	55	Randy Bond, vs Texas A&M (Nov 02, 2024)
Punts	10	Avery Book, vs Akron (Sep 21, 2024)
Punting Avg	49.6	Jesse Mirco, at Vanderbilt (Nov 09, 2024)
Long Punt	61	Avery Book, vs Akron (Sep 21, 2024) Jesse Mirco, at Vanderbilt (Nov 09, 2024)
Punts inside 20	3	Avery Book, vs Akron (Sep 21, 2024) James Burnip, at Alabama (Oct 12, 2024) Sam Spence, vs Wofford (Nov 23, 2024)
Long Punt Return	13	Ja'Mori Maclin, at Kentucky (Sep 07, 2024)
Long Kickoff Return	30	Marquis Johnson, vs Missouri (Nov 16, 2024)
Tackles	16	Danny Stutsman, at Oklahoma (Oct 19, 2024)
Sacks	3.0	Bradyn Swinson, vs LSU (Sep 14, 2024)
Tackles For Loss	3.0	3 players tied
Interceptions	1	7 players tied



The Last Time South Carolina...

SHUT OUT AN OPPONENT:

46-0, vs Eastern Illinois (9/4/21)

WAS SHUT OUT:

30-0, vs. Clemson (11/27/21)

SCORED ON A SAFETY:

vs. Alabama (10/12/24)

ALLOWED A SAFETY:

at Clemson (11/26/22)

FORCED 4+ TURNOVERS:

4, at Oklahoma (10/19/24)

FORCED 5+ TURNOVERS:

5, vs. Michigan (1/1/18)

FORCED 6+ TURNOVERS:

6, vs. Clemson (11/30/13)

RETURNED A KICKOFF FOR A TD:

Xavier Legette, 100 yards vs. Texas A&M (10/22/22)

ALLOWED KICK RET. FOR A TD:

Trey Palmer, 93 yards vs. LSU (10/24/20)

ALLOWED 2 KICK RET. FOR TDs:

Darrius Sims at Vanderbilt, 91 and 100 yards (9/20/14)

RETURNED A PUNT FOR A TD:

Ace Sanders, 63 yards vs. Michigan (1/1/13)

ALLOWED A PUNT RET. FOR A TD:

Ainias Smith, 95 yards at Texas A&M (10/23/21)

RETURNED AN INT FOR A TD:

Nick Emmanwori, 65 yards vs. Oklahoma (10/19/24)

ALLOWED AN INT FOR A TD:

Kamal Hadden, Tennessee, 28 yards (9/39/23)

RETURNED A FUMBLE FOR A TD:

Tonka Hemingway, Oklahoma, 36 yards (10/19/24)

ALLOWED FUMBLE RET. FOR A TD:

Khalil Barnes, Clemson, 42 yards (11/25/23)

HAD A DEFENSIVE PLAYER SCORE TWO TOUCHDOWNS IN A GAME:

Melvin Ingram at Georgia, 68-yard fake punt & 5-yard fumble recovery (9/10/11)

SCORED THREE DEFENSIVE TOUCHDOWNS IN A GAME:

vs. Arkansas (10/7/17)

HAD A PLAYER RUSH, PASS AND RECEIVE A TD IN A GAME:

Pharoh Cooper, vs. Tennessee (11/1/14)

HAD A FAKE PUNT FOR A TD:

Kai Kroeger to Dakereon Joyner, 48 yards, at Florida (11/12/22)

HAD A PLAYER PASS FOR 300+ YDS:

307, LaNorris Sellers vs. Wofford (11/23/24)

HAD A PLAYER PASS FOR 350+ YDS:

353, LaNorris Sellers vs. Missouri (11/16/24)

HAD A PLAYER PASS FOR 400+ YDS:

438, Spencer Rattler vs. Tennessee (11/19/22)

HAD A PLAYER PASS FOR 450+ YDS:

510, Jake Bentley, at Clemson (11/24/18)

HAD A PLAYER PASS FOR 500+ YDS:

510, Jake Bentley, at Clemson (11/24/18)

HAD A PLAYER COMP. 30+ PASSES:

30, Spencer Rattler vs. North Carolina (9/2/23)

HAD A PLAYER ATT. 40+ PASSES:

40, Spencer Rattler vs. Missouri (10/21/23)

HAD A PLAYER ATT. 50+ PASSES:

57, Ryan Hilinski, vs. Appalachian State (11/9/19)

HAD A PLAYER RUSH FOR 150+ YDS:

166, LaNorris Sellers at Clemson (11/30/24)

HAD A PLAYER RUSH FOR 200+ YDS:

210, Kevin Harris vs. Kentucky (12/5/20)

HAD A PLAYER RUSH FOR 250+ YDS:

278, Brandon Bennett, vs. East Tennessee State (10/5/91)

HAD TWO PLAYERS RUSH FOR 100+ YARDS:

Raheim Sanders (144) and LaNorris Sellers (106) vs. Texas A&M (11/2/24)

HAD A PLAYER WITH 150+ YARDS RECEIVING:

217, Xavier Legette vs. Jacksonville State (11/4/23)

HAD A PLAYER WITH 200+ YARDS RECEIVING:

217, Xavier Legette vs. Jacksonville State (11/4/23)

HAD TWO PLAYERS WITH 100 YARDS RECEIVING:

Deebo Samuel (210) and Shi Smith (109) at Clemson (11/24/18)

HAD TWO PLAYERS WITH 10+ RECEPTIONS:

Bruce Ellington (10) and Mike Davis (10), at Missouri (10/26/13)

HAD A PLAYER WITH 500+ YARDS TOTAL OFFENSE:

512, Steve Taneyhill vs. Mississippi State (10/14/95)

HAD A PLAYER RUSH AND PASS FOR 100 YARDS EACH:

LaNorris Sellers vs. Clemson, 166 rush, 164 pass (11/30/24)

HAD A PLAYER SCORE 4+ TDs:

5, Kevin Harris, at Ole Miss (11/14/20)

HAD A PLAYER PASS FOR 4 TDs:

5, LaNorris Sellers, vs. Missouri (11/16/24)

HAD A PLAYER PASS FOR 5 TDs:

5, LaNorris Sellers, vs. Missouri (11/16/24)

HAD A PLAYER RUSH FOR 3 TDs:

3, MarShawn Lloyd, vs Charlotte (9/24/22)

HAD A PLAYER CATCH 3+ TDs:

3, Deebo Samuel at Clemson (11/24/18)

HAD A PLAYER CATCH 4+ TDs:

5, Sidney Rice vs. Fla. Atlantic (9/23/06)

HAD A PLAYER CATCH 5+ TDs:

5, Sidney Rice vs. Fla. Atlantic (9/23/06)

HAD A PLAYER ACCOUNT FOR 4+ TDs:

5, 243, Kevin Harris, at Ole Miss (11/14/20)

HAD A PLAYER KICK 4 FGs:

4, Mitch Jeter vs. Missouri (10/21/23)

HAD A PLAYER KICK 5+ FGs:

5, Spencer Lanning at Georgia (9/12/09)

HAD A PLAYER WITH 2 INTs:

2, Nick Emmanwori at Oklahoma (10/19/24)

HAD A PLAYER WITH 3 INTs:

3, Israel Mukuamu at Georgia (10/12/19)

BLOCKED A FIELD GOAL ATT.:

Alex Huntley vs Texas A&M (10/29/23)

RETURNED A BLOCKED FIELD GOAL ATTEMPT FOR A TD:

Captain Munnerlyn at Kentucky, 81 yards, (10/11/08)

BLOCKED A PAT:

Deandre Jules vs. Old Dominion (8/31/24)

RETURNED AN EXTRA POINT FOR A DEFENSIVE PAT:

Victor Hampton at Florida (10/20/12)

BLOCKED A PUNT:

Maurice Brown vs LSU (9/14/24)

BLOCKED TWO PUNTS IN A GAME:

Debo Williams vs. E. Illinois (9/4/21)

RETURNED A BLOCKED PUNT FOR A TD:

Keenan Nelson vs Vanderbilt (11/11/23)

BLOCKED A PUNT AND FIELD GOAL IN THE SAME GAME:

at Texas A&M (10/28/23)

HAD A PUNT BLOCKED:

vs. Old Dominion (8/31/24)

HAD A FIELD GOAL BLOCKED:

vs. Michigan (1/1/13)

HAD A PAT BLOCKED:

vs. Texas A&M (10/22/22)

ALLOWED PAT TO BE RETURNED FOR 2 POINTS:

Denzil Ware, vs. Kentucky (9/12/15)

MISSED A PAT:

vs. Vanderbilt (11/11/23)

FAILED A PAT ATTEMPT:

vs LSU (9/14/24)

MADE A 2-PT CONVERSION:

Brown rush, vs Oklahoma (10/19/24)

MADE A PAIR OF 2-PT CONVERSIONS:

vs. Georgia State (9/3/22)

ATTEMPTED A 2-PT CONVERSION:

vs. Missouri (11/16/24)

RECOVERED OWN ONSIDE KICK:

vs. Alabama (10/12/23)

HAD LESS THAN 50 YDS RUSHING:

33, vs. Texas A&M (10/28/23)

HAD 300+ YARDS RUSHING:

301, vs. North Carolina (12/30/21)

HAD 600+ TOTAL NET YARDS:

606, vs Tennessee (11/19/22)

HAD A 50+ YARD RUN:

52, Raheim Sanders vs. Texas A&M (11/2/24)

HAD A 50+ YARD RECEPTION:

51, LaNorris Sellers to Jared Brown, vs Vanderbilt (11/9/24)

The Last an Opponent Had...

TEAM...**LESS THAN 50 YARDS RUSHING:**

28, vs. Wofford (11/23/24)

300+ YARDS RUSHING:

374, at Florida (11/12/22)

LESS THAN 100 YARDS PASSING:

44, at Kentucky (9/7/24)

400+ YARDS PASSING:

423, vs. Florida (10/14/23)

LESS THAN 200 TOTAL NET YARDS:

154, vs. Akron (9/21/24)

500+ TOTAL NET YARDS:

519, vs. Mississippi State (9/23/23)

600+ TOTAL NET YARDS:

708, at Ole Miss (11/14/20)

INDIVIDUAL...**350+ YARDS PASSING:**

423, Graham Mertz, Florida (10/14/23)

400+ YARDS PASSING:

423, Graham Mertz, Florida (10/14/23)

150+ YARDS RUSHING:

150, Nate Noel, Missouri (11/16/24)

200+ YARDS RUSHING:

209, Tyler Badie, at Missouri (11/13/21)

250+ YARDS RUSHING:

321, Darren McFadden, Ark. (11/3/07)

300+ YARDS RUSHING:

321, Darren McFadden, Ark. (11/3/07)

200+ YARDS RECEIVING:

256, Lideatrick Griffin, Miss. State (9/23/23)

50+ YARD RUN:

85, Trevor Etienne, Florida (11/12/22)

50+ YARD RECEPTION:

63, Amari Odom to Kyle Watkins, Wofford (11/23/24)

MADE 4+ FIELD GOALS:

4, Trey Smack, Florida (10/14/23)

RUSHED FOR 4+ TOUCHDOWNS:

4, Chad Jasmin, Clemson (11/21/03)

PASSED FOR 4+ TOUCHDOWNS:

4, Matt Corral, Ole Miss (11/14/20)

TWO PLAYERS WITH...**100+ YARDS RUSHING:**

at Florida, Montrell Johnson (161) and Trevor Etienne (100), (11/12/22)

100+ YARDS RECEIVING:

Ole Miss, Elijah Moore (225) & Braylon Sanders (141), (11/14/20)


GM
1

South Carolina 23

Old Dominion 19



August 31, 2024
 Williams-Brice Stadium
 Columbia, S.C.
 78,496



COLUMBIA, S.C. (AP) — South Carolina recovered two fumbles inside the 10 leading to its only two touchdowns and the Gamecocks used the Old Dominion miscues to beat the Monarchs 23-19 on Saturday night.

South Carolina freshman quarterback LaNorris Sellers ran for a 3-yard touchdown with 6:11 to go to finally push the Gamecocks (1-0) past the Monarchs (0-1), picked to finish sixth in the seven-team Sun Belt Conference East Division.

Sellers did not have a stellar debut. He completed just 10 of 23 passes for 114 yards and carried the ball 22 times for 68 yards.

"The biggest thing is just let's not beat ourselves and I thought we had too much of that tonight," South Carolina coach Shane Beamer said, ticking off poor perimeter blocking, dropped passes, costly penalties and players not being in the right places.

Old Dominion quarterback Grant Wilson struggled too. He had both fumbles deep in his own territory, threw a second quarter interception in the end zone and ended the Monarchs last chance with another interception with 1:29 left in the game.

"I didn't have the ball secured like I should have," Grant said about his last fumble that led to South Carolina's winning touchdown. "I'm going to work extremely hard so it doesn't happen again."

Beamer called South Carolina's play unacceptable, starting with his coaching, but said he will never keep his team from celebrating a win.

SOUTH CAROLINA DEBUTS

The Gamecocks had a couple of highly anticipated debuts on offense. One went well and the other is a work in progress.

Raheim Sanders, the all-SEC running back at Arkansas, ran 24 times for 88 yards and a touchdown in his first game.

The Gamecocks didn't appear to open the playbook much for Sellers, a raw talent who won a state title in high school two years ago. He overthrew several passes and took four sacks. Sellers ran the ball 22 times, and they weren't all designed or wanted.

"It's not as easy as you might think it is," Sellers said. "I need to get better. I'd say just being more patient and being myself."

Old Dominion coach Ricky Rhane said he was impressed with the beating Norris took and his ability to not make bad decisions. Beamer said his receivers have to help the freshman.

"We don't want him to run 22 times a game like we did tonight. We got to continue to be better around him. We got to be able to throw the ball," Beamer said.

Old Dominion	7	0	9	3	19
South Carolina	10	3	3	7	23

SCORING SUMMARY

1st	13:22	SC	R. Sanders 1-yard run (Herrera kick) (3-3-0:50)	7-0
1st	12:51	ODU	Paige 72-yard pass from Wilson (Sanchez kick) (2-75-0:31)	7-7
1st	6:09	SC	Herrera 40-yard field goal (13-53-6:42)	10-7
2nd	4:02	SC	Herrera 46-yard field goal (5-13-2:04)	13-7
3rd	7:13	SC	Herrera 33-yard field goal (16-60-7:47)	16-7
3rd	4:57	ODU	Wilson 36-yard run (kick blocked) (9-75-2:16)	16-13
3rd	0:14	ODU	Sanchez 40-yard field goal (8-47-1:49)	16-16
4th	9:54	ODU	Sanchez 33-yard field goal (13-42-4:19)	16-19
4th	6:51	SC	Sellers 3-yard run (Herrera kick) (2-6-0:37)	23-19

TEAM STATISTICS

	ODU	SC
First Downs	17	18
Rushing	4	14
Passing	12	4
Penalty	1	0
Net Yards Rushing	108	174
Rushing Attempts	34	56
Net Yards Passing	197	114
Cmp.-Att.-Int.	22-38-2	10-23-0
Total Offense Yards	305	288
Total Offense Plays	72	79
Fumbles: No.-Lost	4-2	1-1
Penalties: No.-Yards	5-33	5-33
Punts-Yards	6-241	6-206
Avg. Yards Per Punt	40.2	34.3
Punt Returns: No.-Yards	0-0	2-10
Kickoff Returns: No.-Yards	2-24	3-53
Interceptions: No.-Yards	0-0	2-9
Possession Time	24:34	35:46
Third Down Conversions	9-18	5-18
Fourth Down Conversions	1-1	2-2
Red Zone Scores-Chances	1-2	4-4
Sacks By: No.-Yards	4-32	5-18
PAT Kicks	1-2	2-2
Field Goals	2-2	3-4

INDIVIDUAL STATISTICS

RUSHING: ODU: Young 16-56; Duke 7-36; Wilson 11-16. **SC:** R. Sanders 24-88; Sellers 22-68; McDowell 2-16; J. Brown 1-16; Adaway III 4-5; Team 3-(-19).

PASSING: ODU: Wilson 22-38-2-197. **SC:** Sellers 10-23-0-114.

RECEIVING: ODU: Paige 8-115; Alston 5-40; Vines 4-7; Conroy 2-22; Young 2-9; Duke 1-4. **SC:** Jacobs 2-59; Bennett Jr. 2-18; M. Smith 2-4; Simon 1-10; R. Sanders 1-10; Mangrum 1-7; Campbell 1-6.

PUNT RETURNS: ODU: None. **SC:** McDowell 2-10.

KICKOFF RETURNS: ODU: Roche 1-17; McKithen 1-7. **SC:** McDowell 3-53.

INTERCEPTION RETURNS: ODU: None. **SC:** Fortune 1-0; J. Kilgore 1-9.



GM
2

South Carolina 31
Kentucky 6

September 7, 2024
Kroger Stadium
Lexington, Ky.
61,349



LEXINGTON, KY. (AP) — LaNorris Sellers threw two touchdown passes, Nick Emmanwori returned one of South Carolina's two interceptions for another score and the Gamecocks held Kentucky to just 183 yards for a 31-6 victory to open Southeastern Conference play on Saturday.

Raheim Sanders rushed for a 6-yard touchdown late in the third quarter to help break the game open for South Carolina (2-0) in the SEC's lone head-to-head matchup. For one week, the Gamecocks sit atop the expanded 16-team league and can thank their opportunistic defense for helping make it possible in the nationally televised game.

"The way we practiced this week, I felt like a lot of guys did pretty good and the pass rush, one-on-ones and a lot of that stuff you see translates to the game really well," defensive tackle T.J. Sanders said. "It's nothing special. It's just about preparing for that moment."

Emmanwori's 24-yard pick-6 to start the fourth quarter effectively sealed their third consecutive win over the Wildcats (1-1). Jalon Kilgore followed with an interception of backup Gavin Wimsatt, giving the Gamecocks four through two games.

Alex Raynor kicked field goals of 32 and 39 just before halftime for Kentucky. A week after jumping on Southern Miss quickly for a lightning-shortened 31-0 rout, the Wildcats showed none of that intensity and failed to score a touchdown for the first time since being shut out 21-0 by Iowa in the 2022 Music City Bowl.

"We've been beaten pretty badly by some really good football teams, but I felt like our team always fought back," coach Mark Stoops said. "Today, it didn't look like we were a very well-coached team and it didn't look like a team that, that really, wanted to respond."

South Carolina also rang up five sacks, capping a defensive performance that held Kentucky to just 44 yards passing. The overall yardage allowed was the Gamecocks' lowest since holding Eastern Illinois to 109 in 2021.

"What a team win for our football program," Gamecocks coach Shane Beamer said. "The offense, defense, special teams. You talk about gritty. You talk about tough. You talk about competitive. We showed it all today."

South Carolina led throughout thanks to Sellers, who threw TD passes of 24 yards to wide-open Mazeo Bennett Jr. in the first quarter and 16 to Joshua Simon in the third to make 17-6. Sellers completed 11 of 15 for 159 yards with an interception to lead an offense that gained just 252 yards but did what it had to.

KEY TAKEAWAYS

South Carolina continued its fierce defensive play with a backfield presence that harassed Brock Vandagriff early and often and blew up other plays before they could develop. That helped Sellers' early touchdown stand long enough for the Gamecocks to add another TD coming out of the break.

Kentucky struggled in most every phase and has a lot to correct before facing Georgia. Even before losing left guard Jager Burton and right tackle Gerald Mincey to injuries, the offensive line struggled to protect Vandagriff and never got the passing game going. Demie Sumo-Karngbaye rushed 17 times for 70 of the Wildcats' 139 yards, but the Wildcats couldn't reach the end zone. The Wildcats were 3 of 14 on third down and failed on both fourth-down chances.

South Carolina	7	3	14	7	31
Kentucky	0	6	0	0	6

SCORING SUMMARY

1st	7:39	SC	Bennett 24-yard pass from Sellers (Herrera kick) (4-61-1:21)	7-0
2nd	8:06	SC	Herrera 29-yard field goal (6-20-3:05)	10-0
2nd	1:55	UK	Raynor 32-yard field goal (12-57-6:03)	10-3
2nd	0:19	UK	Raynor 39-yard field goal (4-7-1:20)	10-6
3rd	6:49	SC	Simon 16-yard pass from Sellers (Herrera kick) (7-58-3:53)	17-6
3rd	0:28	SC	R. Sanders 6-yard run (Herrera kick) (9-43-4:05)	24-6
4th	14:49	SC	Emmanwori 24-yard interception return (Herrera kick)	31-6

TEAM STATISTICS

	SC	UK
First Downs	13	13
Rushing	4	11
Passing	6	2
Penalty	3	0
Net Yards Rushing	79	139
Rushing Attempts	35	46
Net Yards Passing	173	44
Cmp-Att-Int.	11-15-1	6-17-2
Total Offense Yards	252	183
Total Offense Plays	50	63
Fumbles: No.-Lost	4-0	4-0
Penalties: No.-Yards	8-70	11-63
Punts-Yards	5-258	6-260
Avg. Yards Per Punt	51.6	43.3
Punt Returns: No.-Yards	2-4	3-20
Kickoff Returns: No.-Yards	1-17	6-107
Interceptions: No.-Yards	2-38	1-16
Possession Time	27:39	32:21
Third Down Conversions	3-10	3-14
Fourth Down Conversions	0-0	0-2
Red Zone Scores-Chances	3-4	2-2
Sacks By: No.-Yards	5-41	4-29
PAT Kicks	4-4	0-0
Field Goals	1-1	2-2

INDIVIDUAL STATISTICS

RUSHING: SC: R. Sanders 13-54; Ashford 6-26; J. Brown 1-11; McDowell 3-3; Adaway III 1-(-1); Team 3-(-3); Sellers 8-(-11). **UK:** Sumo-Karngbaye 17-70; Patterson 10-45; Wimsatt 6-44; Maclin 1-12; Brown-Stephens 1-8; Brown 2-(-11); Vandagriff 9-(-29).

PASSING: SC: Sellers 10-14-1-166; Ashford 1-1-0-7. **UK:** Vandagriff 3-10-1-30; Wimsatt 3-7-1-14.

RECEIVING: SC: J. Brown 4-50; Bennett Jr. 3-63; M. Smith 3-44; Simon 1-16. **UK:** Key 2-36; Farrier II 2-3; Suno-Karngbaye 1-3; Maclin 1-2.

PUNT RETURNS: SC: McDowell 2-4. **UK:** Maclin 3-20.

KICKOFF RETURNS: SC: McDowell 1-17. **UK:** Brown 4-74; Sumo-Karngbaye 2-33.

INTERCEPTION RETURNS: SC: Emmanwori 1-24; J. Kilgore 1-14. **UK:** Bryant 1-16.


GM
3

#16/17 LSU 36 South Carolina 33



September 14, 2024
Williams-Brice Stadium
Columbia, S.C.
79,531



COLUMBIA, S.C. — LSU's Josh Williams scored on a 2-yard run with 1:12 left and No.16 LSU rallied to beat South Carolina 36-33 to open Southeastern Conference play on Saturday in Columbia.

Taking advantage of an uncharacteristic start from the ranked Tigers, South Carolina set the standard early, scoring the game's first 17 points behind rushing touchdowns from quarterback LaNorris Sellers and running back Raheim Sanders.

In the second quarter, Quarterback Garrett Nussmeier and his Tiger offense strung together two consecutive drives to make the score a more competitive 17-10.

Before the half was over, Sellers punched in his second rushing touchdown of the day in a 75-yard burst that was the longest by a quarterback in South Carolina history.

The Tigers grabbed six more points before heading into the locker room trailing 24-16.

South Carolina's half ended with Sellers, who ran for 88 yards and threw for 113, coming out of the final drive with an ankle injury. He would return for one three-and-out series in the third quarter before spending the rest of the game on the sidelines.

South Carolina returned to the second half with backup quarterback Robby Ashford in its opening drive and going three and out setting up good field position for the Tigers. LSU capped the following drive with Caden Durham's second score of the game.

LSU found its first lead of the game less than a minute into the fourth quarter on a 2-yard touchdown from Mason Taylor.

Quickly after, Sanders, the Arkansas transfer, had a 66-yard touchdown that put the Gamecocks back on top. Sanders completed the day with 143 yards and two scores.

Nussmeier threw an interception on fourth down on the goal line that looked like it might end his team's chances. But, the Tigers got a final chance with less than four minutes left. Nussmeier found Kyren Lacy for a 29-yard catch that took it to the South Carolina 4. Two plays later, Williams sped in for the touchdown.

South Carolina had one final chance to tie things, driving to the LSU 31 with :05 to play. Kicker Alex Herrera, however, missed his long field goal attempt and LSU players ran to the sideline to celebrate.

Head coach Shane Beamer, unable to pull off a ranked win to mark themselves as SEC contenders, said the third quarter had a big effect on the defense as the team tried to close out the game with a win.

We led going into the fourth quarter, we led at halftime, and we scored first," said Beamer. "We just couldn't finish. That third quarter was big. Field position-wise and taking momentum back a little bit there."

THE TAKEAWAY

LSU: It was an inconsistent performance by the Tigers, but it was a much needed victory after the grumbling from losing to Southern Cal 27-20 in the opener two weeks ago.

South Carolina: The Gamecocks, picked 13th in the 16-team SEC, missed a golden opportunity to mark themselves as SEC contenders.

LSU	0	16	6	14	36
South Carolina	7	17	0	9	33

SCORING SUMMARY

1st	12:14	SC	Sellers 4-yard run (Herrera kick) (7-75-2:46)	7-0
2nd	13:49	SC	Herrera 28-yard field goal (13-65-6:24)	10-0
2nd	12:19	SC	R. Sanders 10-yard run (Herrera kick) (1-10-0:07)	17-0
2nd	8:08	LSU	Durham 26-yard run (Ramos kick) (8-75-4:11)	17-7
2nd	4:28	LSU	Ramos 28-yard field goal (4-7-1:32)	17-10
2nd	4:15	SC	Sellers 75-yard run (Herrera kick) (1-75-0:13)	24-10
2nd	1:20	LSU	Lacy 12-yard pass from Nussmeier (pass failed) (6-75-2:55)	24-16
3rd	6:47	LSU	Durham 9-yard run (pass failed) (5-45-1:38)	24-22
4th	14:56	LSU	Taylor 2-yard pass from Nussmeier (Ramos kick) (10-80-5:03)	24-29
4th	13:51	SC	R. Sanders 66-yard run (pass failed) (3-75-1:03)	30-29
4th	10:34	SC	Herrera 42-yard field goal (4-0-1:23)	33-29
4th	1:12	LSU	Williams 2-yard run (Ramos kick) (8-55-2:34)	33-36

TEAM STATISTICS

	LSU	SC
First Downs	26	18
Rushing	7	8
Passing	14	7
Penalty	5	3
Net Yards Rushing	132	243
Rushing Attempts	32	41
Net Yards Passing	285	155
Cmp.-Att.-Int.	24-40-1	11-20-1
Total Offense Yards	417	398
Total Offense Plays	72	61
Fumbles: No.-Lost	1-1	4-2
Penalties: No.-Yards	9-75	13-123
Punts-Yards	4-122	3-130
Avg. Yards Per Punt	30.5	43.3
Punt Returns: No.-Yards	2-4	2-43
Kickoff Returns: No.-Yards	3-50	0-0
Interceptions: No.-Yards	1-0	1-20
Possession Time	32:57	27:03
Third Down Conversions	6-14	3-12
Fourth Down Conversions	0-1	0-1
Red Zone Scores-Chances	5-7	3-3
Sacks By: No.-Yards	5-42	2-24
PAT Kicks	3-3	3-3
Field Goals	1-1	2-3

INDIVIDUAL STATISTICS

RUSHING: LSU: Durham 11-98; Jackson 7-27; Williams 10-20; Thomas 1-12; Nussmeier 3-(-25). **SC:** R. Sanders 19-143; Sellers 10-88; Ashford 11-11; Adaway III 1-1.

PASSING: LSU: Nussmeier 24-40-1-285. **SC:** Sellers 9-16-1-113; Ashford 2-4-0-42.

RECEIVING: LSU: Taylor 6-58; Anderson 5-96; Lacy 5-63; Daniels 4-53; Williams 2-15; Durham 1-1; Thomas 1-(-1). **SC:** J. Brown 3-48; Simon 3-40; Harbor 2-18; Jacobs 1-31; R. Sanders 1-11; Bennett Jr. 1-7.

PUNT RETURNS: LSU: Thomas 2-4. **SC:** McDowell 1-12; M. Brown 1-15; Mack III 0-16.

KICKOFF RETURNS: LSU: Thomas 3-50. **SC:** None.

INTERCEPTION RETURNS: LSU: Alexander 1-0. **SC:** Emmanwori 1-20.



GM
4

South Carolina 50
Akron 7



September 21, 2024
Williams-Brice Stadium
Columbia, S.C.
78,704



COLUMBIA, S.C. (AP) — Backup Robby Ashford, starting when LaNorris Sellers injured his right ankle in a loss to LSU last week, threw for two touchdowns and ran for a third as South Carolina topped Akron 50-7 on Saturday night.

The Gamecocks opened 3-1 for the first time since 2017 as they bounced back from squandering a 17-0 lead over No. 16 LSU last week to lose 36-33 in the final two minutes.

“Obviously, this was a tough week, coming off last week,” South Carolina coach Shane Beamer said. “We certainly had a bitter disappointment last week, but our guys responded the right way.”

Particularly Ashford, who started 10 games over two seasons at Auburn before transferring, making good on Beamer’s vow that multiple Gamecock quarterbacks could win games if given the chance.

“Been through a lot of ups and downs in my career and it’s taught me a lot,” Ashford said. “None of this would have been possible without my teammates. They let me know from the jump, ‘Hey, we got confidence in you.’”

Ashford finished with 243 yards passing, including scoring throws of 30 yards to Mazeo Bennett and 12 yards to JuJu McDowell. Ashford also ran for a game-high 133 yards with a scoring run of 36 yards.

Oscar Adaway, playing when starting tailback Raheim Sanders left the game early with an injury, had a pair of two-yard scoring runs.

Ashford was 15-of-21 passing. With many in the stadium and watching from home expecting the Gamecocks (3-1) to make their living on the ground, Ashford instead was able to unsheathe the Gamecocks’ previously anonymous receiving game.

“I’m beyond proud of him. His number was called and he went out there and did what he was supposed to do,” Bennett said of Ashford.

Bennett, a freshman receiver, had five catches for 71 yards.

Akron (1-3) was led by 110 passing yards from Ben Finley, who threw for one TD but also had an interception. The Gamecocks’ defense held the Zips to 154 yards.

“These are the games where dominant teams be dominant,” South Carolina defensive end Kyle Kennard said. “If you claim to be the kind of defense we claim to be, these are the games where there’s no question.”

The Gamecocks also finished with zero turnovers, which was a concern over their first three games.

Akron posted its lone score just before halftime, running six plays for 70 yards and Adrian Norton finishing with a 42-yard pass for a touchdown. Ashford couldn’t handle a snap on fourth-and-short on the ensuing drive to squelch an opportunity, and with the Zips getting the ball first in the second half, a 22-7 lead could have been further whittled.

But the Gamecocks forced a punt, then forced another before Adaway collected his second touchdown. Third-string QB Davis Beville threw his first South Carolina touchdown to backup tight end Connor Cox while S.C. State transfer Jawarn Howell had a 23-yard rushing TD.

THE TAKEAWAY

Akron: It was a game needed for the ledger. The Zips pocketed \$1.5 million from South Carolina to come to Columbia. The Mid-American Conference schedule will decide the season.

South Carolina: The Gamecocks were able to find another dimension with their offense, even with a top part of it mostly sidelined. The next two weeks of recovery will be key to how they prepare for their next opponent, Top-10 Ole Miss.

Akron	0	7	0	0	7
South Carolina	15	7	7	21	50

SCORING SUMMARY

1st	5:19	SC	Adaway III 2-yard run (Herrera kick) (13-89-5:38)	7-0
1st	0:53	SC	Bennett Jr. 30-yard pass from Ashford (Kroeger rush) (7-85-3:02)	15-0
2nd	4:28	SC	McDowell 12-yard pass from Ashford (Herrera kick) (11-80-4:57)	22-0
2nd	1:53	AKR	Norton 42-yard pass from Finley (Smith kick) (6-70-2:31)	22-7
3rd	5:02	SC	Adaway III 2-yard run (Herrera kick) (7-84-3:43)	29-7
4th	13:14	SC	Ashford 36-yard run (Herrera kick) (5-71-1:59)	36-7
4th	8:14	SC	Cox 9-yard pass from Beville (Herrera kick) (12-46-4:44)	43-7
4th	4:03	SC	Howell 23-yard run (Herrera kick) (4-37-1:49)	50-7

TEAM STATISTICS

	AKR	SC
First Downs	9	27
Rushing	3	15
Passing	5	11
Penalty	1	1
Net Yards Rushing	37	273
Rushing Attempts	21	53
Net Yards Passing	117	276
Cmp.-Att.-Int.	16-30-1	19-27-0
Total Offense Yards	154	549
Total Offense Plays	51	80
Fumbles: No.-Lost	0-0	1-1
Penalties: No.-Yards	6-55	7-70
Punts-Yards	10-478	4-213
Avg. Yards Per Punt	47.8	53.2
Punt Returns: No.-Yards	0-0	3-35
Kickoff Returns: No.-Yards	1-2	1-17
Interceptions: No.-Yards	0-0	1-(-4)
Possession Time	23:57	36:03
Third Down Conversions	3-13	5-14
Fourth Down Conversions	0-0	4-5
Red Zone Scores-Chances	0-0	4-4
Sacks By: No.-Yards	3-24	2-12
PAT Kicks	1-1	6-6
Field Goals	0-0	0-0

INDIVIDUAL STATISTICS

RUSHING: AKR: Simmons 6-19; Kellom 5-18; Bullock 3-1; Finley 5-0; Williams 1-0; Team 1-(-1). **SC:** Ashford 16-133; Adaway III 14-42; Howell 5-33; McDowell 5-29; Fuller 8-25; Dunn 2-10; R. Sanders 1-1; Harbor 1-1; Team 1-(-1).

PASSING: AKR: Finley 14-27-1-110; Bullock 2-3-0-7. **SC:** Ashford 15-21-0-243; Beville 4-6-0-33.

RECEIVING: AKR: Norton 4-56; Kellom 4-16; Newell 3-24; Simmons 2-8; Cravaack 2-7; Polk 1-6. **SC:** Bennett Jr. 5-71; Larvadain 2-79; Rice 2-20; Harbor 2-17; Campbell 1-27; Simon 1-17; McDowell 1-12; Hunt 1-11; Cox 1-9; R. Sanders 1-6; Mangrum 1-4; M. Smith 1-3.

PUNT RETURNS: AKR: None. **SC:** J. Kilgore 1-28; Larvadain 1-6; McDowell 1-1.

KICKOFF RETURNS: AKR: Spriggs 1-2. **SC:** McDowell 1-17.

INTERCEPTION RETURNS: AKR: None. **SC:** D. Smith 1-(-4).


GM
5

#12/11 Ole Miss 27 South Carolina 3



October 5, 2024
Williams-Brice Stadium
Columbia, S.C.
79,837



COLUMBIA, S.C. — The South Carolina Gamecocks fell to 3-2 (1-2 Southeastern Conference) after suffering a 27-3 loss against No. 12 Ole Miss (5-1, 1-1) on Saturday afternoon. The Gamecocks took on the challenge of hosting the highly ranked Rebels after their upset loss at home against Kentucky the week prior.

Able to gain a quick lead off early gambles from the Gamecocks, the Rebels took advantage of a fake punt on fourth-and-1 at South Carolina's 36 as Maurice Brown II was stuffed short. Just five plays later, Ole Miss punched in a Henry Parrish Jr. rushing touchdown to take the early lead.

Mistakes continued to plague the next series when South Carolina lined up with both quarterbacks Robby Ashford and LaNorris Sellers on the field. Ashford took the snap and fumbled allowing Ole Miss to recover and march down the field on the subsequent drive for the first of two JJ Pegues touchdowns.

When asked about the risky play calling, Beamer said he thought they had good plays, something they had repped a lot, Ole Miss just did a good job defending them.

"We certainly wanted to be aggressive," said Beamer. "When you go into a game that you know the other team's offense is explosive. You got to be smart."

In the second quarter, South Carolina scrapped its only points of the day after a drive starting on the Rebel's 47-yard line resulted in a field goal. The drive began after Jalon Kilgore stopped an Ole Miss run on a 4th-and-2 on the Rebel side of the field.

Right before halftime, Pegues was at it again. This time, he found an open lane into the end zone as Ole Miss went up 24-3. It was his fifth career offensive score, four of those coming on the ground this season. He also had a TD catch in 2022.

The South Carolina defense was able to slow the Rebels' momentum in the second half of the game. However, the Gamecocks were not able to come up with a key turnover to avenge their early mistakes, something Beamer said was disappointing. Beamer reiterated that "[they] knew 'the turnover margin was going to be critical in this game.'"

TJ Sanders led the defense with a team-best nine tackles while Judge Collier had three pass breakups.

As for the offense, they were unable to get anything going again as the Ole Miss defense held South Carolina without a touchdown for the first time since losing 34-12 with four field goals at Missouri last October.

In the end, Carolina ran for 151 yards and threw for 162 yards as Sellers had 20 completions, five each to Gage Larvadian and Joshua Simon. Sellers led Carolina with 55 rushing yards on 15 attempts.

Jaxson Dart completed 14 of 27 passes for 285 yards for Ole Miss, while Henry Parrish Jr. carried 21 times for a game-high 81 yards.

Ole Miss	14	10	3	0	27
South Carolina	0	3	0	0	3

SCORING SUMMARY

1st	10:36	MISS	Parrish Jr. 3-yard run (Davis kick) (5-36-1:36)	0-7
1st	5:57	MISS	Pegues 1-yard run (Davis kick) (8-59-3:07)	0-14
2nd	10:08	SC	Herrera 40-yard field goal (5-25-1:49)	3-14
2nd	7:16	MISS	Davis 24-yard field goal (8-68-2:52)	3-17
2nd	0:31	MISS	Pegues 1-yard run (Davis kick) 6-59-1:15)	3-24
3rd	1:56	MISS	Davis 44-yard field goal (9-53-2:21)	3-27

TEAM STATISTICS

	MISS	SC
First Downs	17	19
Rushing	7	10
Passing	8	8
Penalty	2	1
Net Yards Rushing	140	151
Rushing Attempts	41	43
Net Yards Passing	285	162
Cmp-Att-Int.	14-27-0	20-33-1
Total Offense Yards	425	313
Total Offense Plays	68	76
Fumbles: No.-Lost	2-1	1-1
Penalties: No.-Yards	8-65	8-80
Punts-Yards	4-198	4-207
Avg. Yards Per Punt	49.5	51.8
Punt Returns: No.-Yards	2-10	1-4
Kickoff Returns: No.-Yards	0-0	0-0
Interceptions: No.-Yards	1-0	0-0
Possession Time	27:22	32:38
Third Down Conversions	3-13	5-16
Fourth Down Conversions	1-3	1-4
Red Zone Scores-Chances	4-4	1-3
Sacks By: No.-Yards	6-21	1-8
PAT Kicks	3-3	0-0
Field Goals	2-2	1-2

INDIVIDUAL STATISTICS

RUSHING: MISS: Parrish Jr. 21-81; Dart 8-44; Jones 10-13; Pegues 2-2.
SC: Sellers 15-55; Adaway III 9-34; R. Sanders 8-29; Howell 4-19; McDowell 5-12; Ashford 1-2; M. Brown 1-0.

PASSING: MISS: Dart 14-27-0-285. **SC:** Sellers 20-32-1-162; Team 0-1-0-0.

RECEIVING: MISS: Watkins 5-72; Wells Jr. 3-97; Harris 3-81; Lee 2-22; Prieskorn 1-13. **SC:** Larvadian 5-39; Simon 5-37; Bennett Jr. 3-41; Harbor 3-16; Jacobs 1-17; J. Brown 1-5; R. Sanders 1-5; Adaway III 1-2.

PUNT RETURNS: MISS: Davis 2-10. **SC:** McDowell 1-4.

KICKOFF RETURNS: MISS: None. **SC:** None.

INTERCEPTION RETURNS: MISS: Amos 1-0. **SC:** None.

GM
6#7/7 Alabama 27
South Carolina 25

October 12, 2024

Bryant-Denny Stadium
Tuscaloosa, Ala.
100,077

TUSCALOOSA, ALA. (AP) — Alabama was pushed to the brink of a second straight Southeastern Conference upset loss.

This time the Crimson Tide survived, if only barely.

No. 7 Alabama (5-1, 2-1) botched the recovery of an onside kick to give South Carolina one last chance, but Domani Jackson intercepted LaNorris Sellers as time expired and the Tide escaped with a 27-25 win.

It was Alabama's third straight game that went down to the very end, having beaten then-No. 2 Georgia 41-34 a week before losing 40-35 to Vanderbilt.

"Another game down to the wire," Tide coach Kalen DeBoer said. "We're kind of getting accustomed to those. There's some things that we can do to make sure it doesn't get to that point. But we always talk about finding a way to win. As many times as it looked like we weren't, we did."

With 43 seconds remaining, Sellers hit Nyck Harbor for a 31-yard touchdown, but the Gamecocks (3-2, 1-3) failed to convert on their two-point attempt. They recovered the ensuing onside kick, but Sellers' desperation heave toward the end zone with 13 seconds remaining was intercepted at the goal line by Jackson.

"We expected to win this game," South Carolina coach Shane Beamer said. "Nobody was coming in here at halftime doing cartwheels because we were in a tight game with Alabama. We expected that, because we have a good football team. Life in this conference is really hard."

Jalen Milroe rushed for a 7-yard touchdown in the fourth quarter and then hit Germie Bernard for a late 34-yard score to help Alabama survive the scare. It wasn't quite the emphatic rebound win they were hoping to produce.

Milroe delivered when he had to in a game where he was intercepted twice and flagged for intentional grounding on a sack in the end zone for a safety. Facing third-and-10, he found Bernard downfield without a defender anywhere in the vicinity with 1:54 left to cap a 10-play drive.

Milroe was 16-of-23 passing for 209 yards with a touchdown and two rushing scores. Sellers was 23 of 31 for 238 yards with two TDs and the final pick.

The Gamecocks entered the fourth quarter with a lead and had a chance to retake it. But Alex Herrera's 51-yard field goal attempt, which would have been a career long, was short.

Milroe had taken advantage of a Sellers fumble with his 7-yard touchdown run with 10:42 left but the two-point pass failed, leaving it 20-19.

He was relegated to cheerleader at the end with the defense on the field, just like against Vandy and Georgia.

"When we talk about team, that's a great example of just finding a way as a group to just cheer on whoever's on the field and everyone just buying in," Milroe said.

Alabama's 14-0 lead was whittled down to two over the final 1:37 before halftime amid a series of South Carolina's big plays and Tide snafus. It included the safety, turnovers from each team and Sellers' fourth-and-9 pass to a wide-open Mazeo Bennett Jr. for a 36-yard score.

"There was some crazy stuff but our guys just kept hanging in there," Beamer said.

South Carolina	0	12	7	6	25
Alabama	7	7	0	13	27

SCORING SUMMARY

1st	11:00	ALA	Milroe 1-yard run (Nicholson kick) (9-75-4:00)	0-7
2nd	4:38	ALA	Haynes 2-yard run (Nicholson kick) (7-67-3:32)	0-14
2nd	1:37	SC	Bennett Jr. 36-yard pass from Sellers (Herrera kick) (10-75-3:01)	7-14
2nd	1:28	SC	Safety - Milroe intentional grounding in the end zone	9-14
2nd	0:00	SC	Herrera 37-yard field goal (1-0-0:01)	12-14
3rd	6:20	SC	R. Sanders 1-yard run (Herrera kick) (16-85-8:35)	19-14
4th	10:42	ALA	Milroe 7-yard run (pass failed) (3-31-1:23)	19-20
4th	1:54	ALA	Bernard 34-yard pass from Milroe (Nicholson kick) (10-67-4:14)	19-27
4th	0:43	SC	Harbor 31-yard pass from Sellers (pass failed) (6-75-1:11)	25-27

TEAM STATISTICS

	SC	ALA
First Downs	23	20
Rushing	9	9
Passing	11	10
Penalty	3	1
Net Yards Rushing	132	104
Rushing Attempts	39	38
Net Yards Passing	242	209
Cmp.-Att.-Int.	24-32-1	16-23-2
Total Offense Yards	374	313
Total Offense Plays	71	61
Fumbles: No.-Lost	3-3	1-0
Penalties: No.-Yards	6-49	7-66
Punts-Yards	3-135	3-143
Avg. Yards Per Punt	45.0	47.7
Punt Returns: No.-Yards	2-5	1-1
Kickoff Returns: No.-Yards	2-21	1-20
Interceptions: No.-Yards	2-31	1-38
Possession Time	31:40	28:20
Third Down Conversions	7-15	5-11
Fourth Down Conversions	1-2	1-1
Red Zone Scores-Chances	2-2	3-4
Sacks By: No.-Yards	4-36	4-26
PAT Kicks	2-2	3-3
Field Goals	1-2	0-0

INDIVIDUAL STATISTICS

RUSHING: SC: R. Sanders 16-78; Sellers 16-19; Adaway III 4-14; Ashford 2-11; Larvadain 1-10. **ALA:** Miller 12-42; Milroe 18-36; Haynes 8-26.

PASSING: SC: Sellers 23-31-1-238; Ashford 1-1-0-4. **ALA:** Milroe 16-23-2-209.

RECEIVING: SC: Simon 5-22; R. Sanders 4-25; Bennett Jr. 3-37; Adaway III 3-30; Harbor 2-40; Jacobs 2-23; Larvadain 2-20; M. Smith 1-15; Campbell 1-8; Shivers 1-2. **ALA:** Bernard 4-89; Williams 4-32; Adams 2-57; Haynes 2-16; Dippre 2-(-3); Miller 1-13; Cuevas 1-5.

PUNT RETURNS: SC: McDowell 2-5. **ALA:** Adams 1-1.

KICKOFF RETURNS: SC: McDowell 1-15. **ALA:** Henderson 1-20.

INTERCEPTION RETURNS: SC: J. Kilgore 1-31; Fortune 1-0. **ALA:** Jackson 1-38.



GM
7

South Carolina 35 Oklahoma 9

October 19, 2024

Oklahoma Memorial Stadium
Norman, Okla.
83,331



NORMAN, OKLA. (AP) — LaNorris Sellers passed for 175 yards and South Carolina scored two defensive touchdowns in the first quarter to set the tone in a 35-9 rout of Oklahoma on Saturday.

South Carolina had nine sacks and 13 tackles for loss and held the Sooners to 291 total yards.

The Gamecocks (4-3, 2-3 Southeastern Conference) got a win for their coach, former Oklahoma assistant Shane Beamer. He said returning was important, but the recovery after a 27-25 loss at then-No. 7 Alabama a week earlier was even more satisfying.

"Just so happy for our players," Beamer said. "To come off the heart-break of last week and respond like we did today was really freaking awesome to watch. I think there was very much a mentality with our players after last week of enough's enough, and we know what kind of team we can be. We've been banging on the door. It's time to kick the door down. And we certainly kicked the door down today."

The Gamecocks scored 22 points off four Oklahoma turnovers without committing a turnover.

"We said going into the game that one of our keys to victory was — every week, it's to win the turnover battle, but this week we actually used the word dominate the turnover battle, and they absolutely did," Beamer said. "What a start."

Jackson Arnold passed for 225 yards and a touchdown for Oklahoma after replacing Michael Hawkins Jr. in the first quarter. Jacob Jordan added six catches for 86 yards for the Sooners (4-3, 1-3). This marks the second time since 1999 that Oklahoma has lost consecutive home games.

"What we put out there today as a football team is nothing remotely close to the standard here at the University of Oklahoma, certainly not what we planned for today," Oklahoma coach Brent Venables said. "My job as a head coach is to evaluate everything and figure it out and find a way to put us in a better position to be successful."

Oklahoma got behind early after three quick turnovers that got Hawkins benched. He threw an interception on Oklahoma's first offensive play, and the Gamecocks scored a touchdown on the possession. On Oklahoma's next possession, Hawkins fumbled while being sacked by Demetrius Knight Jr, and Tonka Hemingway returned it 64 yards for a touchdown.

On Oklahoma's third possession, Hawkins was hit as he threw, and Nick Emmanwori intercepted the errant throw and returned it 65 yards for a score to make it 21-0 just over five minutes into the game. Hawkins turned the ball over on three of his nine plays before he was replaced.

South Carolina led 32-3 at halftime after holding the Sooners to 109 yards.

The defense closed it out in the second half, giving the Gamecocks a confidence boost.

"We can go toe-to-toe with anybody in this country," Beamer said. "I mean, if you're one of the better teams in the SEC, you're one of the better teams in the entire nation. And our record may not say it. And we know that every week is a grind in this league. But we've shown that we can go toe-to-toe with the best in this league."

South Carolina	21	11	0	3	35
Oklahoma	0	3	6	0	9

SCORING SUMMARY

1st	12:33	SC	R. Sanders 3-yard run (Herrera kick) (5-41-2:13)	7-0
1st	11:21	SC	Hemingway 36-yard rumble recovery (Herrera kick)	14-0
1st	9:40	SC	Emmanwori 65-yard interception return (Herrera kick)	21-0
2nd	12:05	SC	Herrera 39-yard field goal (4-4-1:52)	24-0
2nd	5:17	OU	Schmit 44-yard field goal (11-53-4:01)	24-3
2nd	1:54	SC	Simon 33-yard pass from Sellers (M. Brown II rush) (8-75-3:23)	32-3
3rd	7:33	OU	Thompson 54-yard pass from Arnold (pass failed) (8-90-3:31)	32-9
4th	7:48	SC	Herrera 33-yard field goal (4-6-1:37)	35-9

TEAM STATISTICS

	SC	OU
First Downs	15	19
Rushing	4	8
Passing	10	9
Penalty	1	2
Net Yards Rushing	74	53
Rushing Attempts	41	41
Net Yards Passing	180	238
Cmp.-Att.-Int.	17-27-0	22-42-2
Total Offense Yards	254	291
Total Offense Plays	68	83
Fumbles: No.-Lost	0-0	6-2
Penalties: No.-Yards	6-42	3-27
Punts-Yards	8-413	5-233
Avg. Yards Per Punt	51.6	46.6
Punt Returns: No.-Yards	2-10	4-23
Kickoff Returns: No.-Yards	1-20	2-34
Interceptions: No.-Yards	2-63	0-0
Possession Time	31:47	28:13
Third Down Conversions	6-18	6-19
Fourth Down Conversions	0-1	1-5
Red Zone Scores-Chances	2-3	1-1
Sacks By: No.-Yards	9-77	6-48
PAT Kicks	3-3	0-0
Field Goals	2-2	1-1

INDIVIDUAL STATISTICS

RUSHING: SC: R. Sanders 15-33; Sellers 13-28; McDowell 3-15; Adaway III 4-8; Howell 3-5; Team 2- (-2); Beville 1-(-13). **OU:** Barnes 17-70; Tatum 4-16; Hicks 2-11; Hawkins Jr. 1-(-15); Arnold 17-(-29).

PASSING: SC: Sellers 16-24-0-175; Team 0-1-0-0; Kroeger 0-1-0-0; Ashford 1-1-0-5. **OU:** Arnold 18-36-0-225; Hawkins Jr. 3-5-2-18; Elzinga 1-1-0-(-5).

RECEIVING: SC: Simon 4-43; Jacobs 4-40; Bennett Jr. 2-14; Harbor 2-13; Adaway III 1-27; M. Smith 1-25; Larvadain 1-7; R. Sanders 1-7; Campbell 1-5. **OU:** Jordan 6-86; Hester 4-44; Barnes 4-21; Sharp 3-9; Thompson 2-59; Tatum 1-18; Roberts 1-5; Ragins 1-(-4).

PUNT RETURNS: SC: McDowell 2-10. **OU:** Bowen 2-7; Jordan 2-16.

KICKOFF RETURNS: SC: McDowell 1-20. **OU:** Tatum 2-34.

INTERCEPTION RETURNS: SC: Emmanwori 2-63. **OU:** None.

GM
8South Carolina 44
#10/11 Texas A&M 20November 2, 2024
Williams-Brice Stadium
Columbia, S.C.
80,298

COLUMBIA, S.C. (AP) — LaNorris Sellers ran for 106 yards and threw for 244 more and South Carolina finally knocked off one of the Southeastern Conference's playoff contenders, beating No. 10 Texas A&M 44-20 on Saturday night.

The Gamecocks (5-3, 3-3) took LSU and Alabama to the wire this season before losing. But this time their freshman quarterback and senior transfer Raheim Sanders ran all over Aggies (7-2, 5-1), who came into Saturday allowing just 104.5 yards a game.

Sanders, the all-SEC transfer from Arkansas, rushed for 144 yards and two touchdowns.

Sellers threw for two touchdowns and ran for another score.

"He's special. He's just going to get better," Gamecocks coach Shane Beamer said about the quarterback who played only his fourth full game in college. "When he had those two losses against LSU and Alabama he was inexperienced."

Beamer said he felt like all he heard before the game was how powerful Texas A&M was on both lines. He was proud they gained 286 yards on the ground and shut out the Aggies in the second half.

"We're a pretty freaking physical team around here too," Beamer said in a raspy voice with a thick black chain with a Gamecock logo around his neck that was given to him by a student storming the field.

The Aggies ground their way through the SEC to be the last undefeated team in the league and worked their way back to a lead before halftime after falling behind 14-0 less than six minutes into the game.

But South Carolina's chaotic defense came through when needed. It stopped the Aggies twice on fourth-and-1, picked off Marcel Reed's pass as the freshman threw off his back foot as Texas A&M drove early in the fourth quarter, then scooped up Reed's fumble to squash their last hope.

Reed was 18 of 28 for 206 yards and ran for 46 yards as the Aggies starter Conner Weigman didn't play. Texas A&M coach Mike Elko said Reed is the starter right now but that could always change.

Texas A&M rushing leader Le'Veon Moss left the game early and didn't come back. Elko said his injury didn't look as serious as first thought, but he was waiting for more information.

Over and over again, the Texas A&M defense appeared to have Sellers sacked or Sanders stopped for a short gain and they bounced away. Elko said his team needs to realize it takes good form to bring down big men.

"Obviously I did a poor job getting our defense to understand how you tackle a 240-pound kid. We kept trying to get up high," Aggies coach Mike Elko said at his postgame news conference, his comments barely heard over fans still in the stands and on the field yelling "Game" and "Cocks."

THE TAKEAWAY

Texas A&M: The loss is a blow to the Aggies' SEC title hopes, but not a fatal one. They join four other teams — LSU, Georgia, Tennessee and Texas — with one conference loss. Texas A&M is at lowly Auburn then ends the regular season hosting the Longhorns. They have never made it to Atlanta to play in the championship game in 13 years in the SEC.

South Carolina: The Gamecocks are one of the SEC's most volatile teams. Saturday they showed they can beat about anyone in the league and are just a win away from a bowl with lower division Wofford still on the schedule.

Texas A&M	3	17	0	0	20
South Carolina	14	6	10	14	44

SCORING SUMMARY

1st	10:46	SC	Sellers 23-yard run (Herrera kick) (11-75-4:14)	7-0
1st	8:24	SC	Simon 15-yard pass from Sellers (Herrera kick) (2-34-0:47)	14-0
1st	5:15	TAMU	Bond 52-yard field goal (7-41-3:09)	14-3
2nd	13:12	TAMU	Bond 55-yard field goal (8-42-2:46)	14-6
2nd	8:45	SC	Herrera 25-yard field goal (10-68-4:27)	17-6
2nd	7:29	TAMU	Daniels 56-yard run (Bond kick) (3-65-1:16)	17-13
2nd	1:08	TAMU	Barber 2-yard pass from Reed (Bond kick) (10-60-4:20)	17-20
2nd	0:02	SC	Herrera 44-yard field goal (6-49-1:06)	20-20
3rd	9:19	SC	R. Sanders 52-yard run (Herrera kick) (5-83-2:16)	27-20
3rd	6:50	SC	Herrera 43-yard field goal (4-6-0:50)	30-20
4th	3:24	SC	Simon 57-yard pass from Sellers (Herrera kick) (5-85-1:48)	37-20
4th	2:22	SC	R. Sanders 7-yard run (Herrera kick) (2-13-0:53)	44-20

TEAM STATISTICS

	TAMU	SC
First Downs	19	26
Rushing	7	13
Passing	11	9
Penalty	1	4
Net Yards Rushing	144	286
Rushing Attempts	42	43
Net Yards Passing	206	244
Cmp.-Att.-Int.	18-28-1	13-27-0
Total Offense Yards	350	530
Total Offense Plays	70	70
Fumbles: No.-Lost	4-1	1-1
Penalties: No.-Yards	7-68	3-25
Punts-Yards	5-201	4-160
Avg. Yards Per Punt	40.2	40.0
Punt Returns: No.-Yards	1-2	0-0
Kickoff Returns: No.-Yards	3-39	1-28
Interceptions: No.-Yards	0-0	1-2
Possession Time	30:48	29:12
Third Down Conversions	4-15	4-13
Fourth Down Conversions	1-3	1-2
Red Zone Scores-Chances	1-1	3-3
Sacks By: No.-Yards	0-0	3-24
PAT Kicks	2-2	5-5
Field Goals	2-2	3-3

INDIVIDUAL STATISTICS

RUSHING: TAMU: Daniels 13-83; Reed 16-46; Smith 8-15; Moss 2-8; Team 1-(-1); Thomas 1-(-2); Bussey 1-(-5). **SC:** R. Sanders 20-144; Sellers 15-106; Adaway III 8-36.

PASSING: TAMU: Reed 18-28-1-206. **SC:** Sellers 13-27-0-244.

RECEIVING: TAMU: Barber 7-80; Allen 3-40; Thomas 2-24; Walker 2-13; Moss 1-20; Watson 1-14; Daniels 1-8; Bussey 1-7. **SC:** R. Sanders 5-92; Simon 4-132; Bennett Jr. 2-19; J. Brown 1-1; Larvadain 1-0.

PUNT RETURNS: TAMU: Barber 1-2. **SC:** None.

KICKOFF RETURNS: TAMU: Smith 2-21; Bussey 1-18. **SC:** McDowell 1-28.

INTERCEPTION RETURNS: TAMU: None. **SC:** Fortune 1-2.



GM
9

South Carolina 28
#24/25 Vanderbilt 7

November 9, 2024
FirstBank Stadium
Nashville, Tenn.
28,934



NASHVILLE, TENN. (AP) — Shane Beamer wondered how his South Carolina Gamecocks would handle playing a ranked South-eastern Conference opponent on the road after upsetting then-No. 10 Texas A&M 44-20 at home last week.

He didn't need to worry.
Raheim Sanders ran for 126 yards and two touchdowns and scored a 43-yard TD catch as South Carolina thumped No. 24 Vanderbilt 28-7 Saturday for the Gamecocks' second straight win over a Top 25 team.
South Carolina (6-3, 4-3 SEC) is bowl eligible with the win, and Beamer said he was really proud of his team.

"This ain't an easy place to play for a lot of reasons," Beamer said.
"Everyone thought there'd be a letdown coming off last week and for our guys to come in here and know it's going to be a tough gritty hard game just because of the way Vanderbilt plays football is really satisfying for us as a football team."

The Commodores (6-4, 3-3) now have lost 16 straight to their former SEC Eastern Division rival. Worse, this was their biggest loss this season after losing their first three games by a combined 10 points — two of those to teams ranked inside the Top 10.

Vanderbilt coach Clark Lea called the loss a "three-phase (exple-tive) kicking" by a more physical team.

"Obviously I'm frustrated ... coming up short in the game, frustrat-ed also with the feeling that we didn't represent ourselves the way that we wanted to ... and playing to an identity," Lea said. "And that's probably the part of it that hurts the most for me."

LaNorris Sellers helped South Carolina control possession against a Vanderbilt offense leads the SEC in time of possession. Sellers threw for 238 yards and two TDs. He gave the Gamecocks a 7-0 halftime with a 17-yard touchdown pass to Joshua Simon.

South Carolina went up 14-0 to start the third after Sellers escaped a would-be sack and found Jared Brown for a 51-yard completion. Sanders ran 33 yards for the TD and the double-digit lead.

Diego Pavia, the AP's top first-year transfer in the SEC halfway through the season, tried to rally Vanderbilt after a 17-yard TD run in the third to pull within 14-7.

Sanders' 1-yard TD late in the third and 43-yard TD catch with 7:55 left put the game on ice.

Pavia threw for 166 yards and added 65 yards and a touchdown on the ground. He was hurt with about 6:40 left on a 28-yard comple-tion wiped out by offensive pass interference.

Lea said Pavia still was being evaluated after the game and he would have an update in the coming days.

POLL IMPLICATIONS

This will end Vanderbilt's second week inside the Top 25, but South Carolina made its case to move into the rankings. Beamer said voters don't think the Gamecocks are worth being ranked.

"Keep crapping on us," Beamer said. "That's the way we like it as well. Don't rank us this week. We're good where we are."

The TAKEAWAY

South Carolina: The Gamecocks won their third SEC road game for the first time since 2011, adding to wins at Kentucky and Oklahoma.

Vanderbilt: Pavia's ability to slip and slide past defenders has been a key to the Commodores' success this season, but the Gamecocks kept him contained for most of the game.

South Carolina	0	7	14	7	28
Vanderbilt	0	0	7	0	7

SCORING SUMMARY

2nd 13:11	SC	Simon 17-yard pass from Sellers (Herrera kick) (12-81-4:45)	7-0
3rd 13:21	SC	R. Sanders 33-yard run (Herrera kick) (3-75-1:38)	14-0
3rd 8:08	VU	Pavia 17-yard run (Taylor kick) (10-75-5:13)	14-7
3rd 4:07	SC	R. Sanders 1-yard run (Herrera kick) (8-75-4:01)	21-7
4th 7:55	SC	R. Sanders 43-yard pass from Sellers (Herrera kick) (2-61-1:20)	28-7

TEAM STATISTICS

	SC	VU
First Downs	25	17
Rushing	13	6
Passing	11	10
Penalty	1	1
Net Yards Rushing	215	108
Rushing Attempts	43	28
Net Yards Passing	238	166
Cmp-Att-Int.	14-20-1	16-21-0
Total Offense Yards	452	274
Total Offense Plays	63	59
Fumbles: No.-Lost	2-1	2-1
Penalties: No.-Yards	6-50	5-57
Punts-Yards	2-96	5-248
Avg. Yards Per Punt	48.0	49.6
Punt Returns: No.-Yards	1-7	1-(-4)
Kickoff Returns: No.-Yards	0-0	2-53
Interceptions: No.-Yards	0-0	0-0
Possession Time	30:59	29:01
Third Down Conversions	9-12	6-13
Fourth Down Conversions	0-0	0-2
Red Zone Scores-Chances	2-3	1-2
Sacks By: No.-Yards	2-10	0-0
PAT Kicks	4-4	1-1
Field Goals	0-1	0-0

INDIVIDUAL STATISTICS

RUSHING: SC: R. Sanders 15-126; Sellers 13-38; Adaway III 8-34; Mc-Dowell 3-12; Ashford 1-7; J. Brown 1-(-1) Team 2-(-2). **VU:** Pavia 13-65; Alexander 10-30; Johnson 1-7; Newberry 3-4; Jones 1-2.

PASSING: SC: Sellers 14-20-0-238. **VU:** Pavia 16-31-0-166.

RECEIVING: SC: Harbor 3-43; Simon 3-40; Larvadain 3-34; R. Sanders 2-52; J. Brown 1-51; Adaway III 1-12; Jacobs 1-6. **VU:** Stowers 4-41; Skinner Jr. 3-26; Fouonji 3-23; Sherrill 3-23; Hoskins 2-20; Alexander 1-33.

PUNT RETURNS: SC: McDowell 1-7. **VU:** Hight 1-(-4).

KICKOFF RETURNS: SC: None. **VU:** Sherrill 2-53.

INTERCEPTION RETURNS: SC: None. **VU:** None.

GM
10

#23/23 South Carolina 34

#24/21 Missouri 30

November 16, 2024

Williams-Brice Stadium

Columbia, S.C.

79,361



COLUMBIA, S.C. (AP) — South Carolina coach Shane Beamer got a text recently from an SEC rival coach impressed with freshman quarterback LaNorris Sellers.

"You've got 'Superman' back there," the message read, Beamer said.

Sellers may not be the "Man of Steel," but he's certainly making a major impact for No. 23 South Carolina. And he showed that again on Saturday night with his career-best showing in a 34-30 victory over No. 24 Missouri.

Sellers, a redshirt freshman who took over the starting job from NFL rookie Spencer Rattler, threw for 353 yards and five touchdown passes, the last an inside throw that Raheim Sanders took 15 yards to the end zone with 15 seconds to go as they twice rallied from behind in the fourth quarter.

One play in particular floored Gamecocks defensive tackle Alex Huntley where Sellers twisted out of a sack on the next-to-last scoring drive before hitting tight end Brady Hunt for 11 yards on third-and-10. "Did he get sacked?" Huntley recalled saying.

"The second he got out of it, I knew something good was going to happen," he said.

Sellers has done that more and more the past month after the Gamecocks stood 3-3 after a loss at Alabama on Oct. 12. He's led the way as South Carolina collected wins against Oklahoma (35-9) and ranked teams in Texas A&M (44-20) and Vanderbilt (28-7).

"It's about staying calm, not budging, not flinching," said Sellers. "Taking one play at a time and not worrying about the outcome."

That steady approach pulled out a game South Carolina would typically lose.

Twice Missouri took a lead in the final period and twice the Sellers and the Gamecocks answered back with success.

The Gamecocks (7-3, 5-3) have won four straight Southeastern Conference games for the first time since Steve Spurrier was coach in 2012. But it's now one of Spurrier's hires with the Gamecocks in Beamer who has South Carolina as the hottest team in the power-house conference.

The Tigers (7-3, 3-3) final lead came after Brady Cook's 37-yard TD pass to Luther Burden III with 1:10 to go for a 30-27 lead.

Sellers, though, was far from done. He hit on passes of 10 and 39 yards to bring the Gamecocks to the Missouri 21. After Sellers' 7 yard run, he flipped the ball to Sanders who bulldozed his way across the goal line to send the crowd at Williams-Brice Stadium into a frenzy.

"We were scoring," said Sanders, nicknamed "Rocket," an Arkansas transfer who's had six of his 11 rushing TDs in the four-game win streak.

Missouri's last chance ended with Cook was picked off by Jalon Kilgore with 5 seconds left as the Gamecocks beat three consecutive ranked teams for the first time in program history.

Missouri's Nate Noel ran for 150 yards and a go-ahead touchdown in the fourth quarter, but it didn't hold up.

The Tigers had defeated Oklahoma 30-23 last week on an scoop-and-score fumble with 22 seconds left. They nearly pulled out their second straight dramatic victory.

"I just think there's a relentlessness that our team plays with, believes in," Missouri coach Eli Drinkwitz said. "Just didn't have enough tonight."

Missouri	6	0	6	18	30
South Carolina	7	14	0	13	34

SCORING SUMMARY

1st	10:00	MIZ	Craig 38-yard field goal (10-57-4:55)	0-3
1st	7:27	SC	Harbor 26-yard pass from Sellers (Herrera kick) (6-75-2:33)	7-3
1st	2:41	MIZ	Craig 37-yard field goal (10-57-4:46)	7-6
2nd	1:57	SC	Simon 6-yard pass from Sellers (Herrera kick) (6-68-2:34)	14-6
2nd	0:39	SC	J. Brown 38-yard pass from Sellers (Herrera kick) (5-77-0:54)	21-6
3rd	4:54	MIZ	Carroll 2-yard run (rush failed) (10-66-6:12)	21-12
4th	12:49	MIZ	Craig 25-yard field goal (9-30-4:12)	21-15
4th	9:12	MIZ	Noel 1-yard run (Craig kick) (4-66-1:41)	21-22
4th	5:04	SC	M. Smith 5-yard pass from Sellers (pass failed) (8-75-4:08)	27-22
4th	1:10	MIZ	Burden 37-yard pass from Cook (Roberts rush) (8-66-3:45)	27-30
4th	0:15	SC	R. Sanders 15-yard pass from Sellers (Herrera kick) (6-70-0:47)	34-30

TEAM STATISTICS

	MIZ	SC
First Downs	20	22
Rushing	9	6
Passing	10	14
Penalty	1	2
Net Yards Rushing	144	109
Rushing Attempts	37	36
Net Yards Passing	237	353
Cmp.-Att.-Int.	21-31-1	21-30-1
Total Offense Yards	381	462
Total Offense Plays	68	66
Fumbles: No.-Lost	1-0	2-0
Penalties: No.-Yards	5-50	4-24
Punts-Yards	2-76	1-41
Avg. Yards Per Punt	38.0	41.0
Punt Returns: No.-Yards	0-0	0-0
Kickoff Returns: No.-Yards	2-48	2-45
Interceptions: No.-Yards	1-19	1-0
Possession Time	31:44	28:16
Third Down Conversions	1-9	4-10
Fourth Down Conversions	1-2	2-5
Red Zone Scores-Chances	5-5	3-4
Sacks By: No.-Yards	1-5	2-14
PAT Kicks	1-1	4-4
Field Goals	3-4	0-0

INDIVIDUAL STATISTICS

RUSHING: MIZ: Noel 27-150; Lacy 3-12; Carroll 2-1; Cook 5-(-19). **SC:** R. Sanders 19-53; Sellers 14-45; J. Brown 1-11; Adaway III 1-1; Team 1-(-1).

PASSING: MIZ: Cook 21-31-1-237. **SC:** Sellers 21-30-1-353.

RECEIVING: MIZ: Burden 8-69; Wease 6-85; Norfleet 2-13; Johnson 1-49; Lacy 1-12; Manning 1-9; Robers 1-1; Noel 1-(-1). **SC:** Bennett Jr. 5-23; Simon 4-76; R. Sanders 3-21; Campbell 2-86; Harbor 2-69; J. Brown 2-48; Larvadain 1-14; Hunt 1-11; M. Smith 1-5.

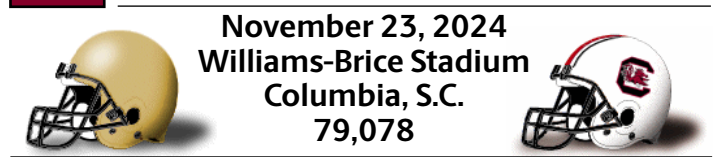
PUNT RETURNS: MIZ: None. **SC:** None.

KICKOFF RETURNS: MIZ: Johnson 2-48. **SC:** McDowell 2-25; Harbor 0-20.

INTERCEPTION RETURNS: MIZ: Norwood 1-19. **SC:** J. Kilgore 1-0.



GM 11 #19/19 South Carolina 56 Wofford 12



COLUMBIA, S.C. (AP) — LaNorris Sellers threw for 307 yards with three touchdowns and just four incompletions to lead No. 19 South Carolina to a 56-12 win over Wofford on Saturday night.

It wasn't the cleanest game for the Gamecocks (8-3, 5-3 SEC, No. 18 CFP) with two turnovers, foolish penalties and missed assignments, but they finished the game without any additional major injuries.

"First quarter was just not good enough in a lot of ways. But we were calm in the locker room. No screaming or throwing chairs," South Carolina coach Shane Beamer said.

The Gamecocks scored 35 points in the second half and let their starters take off most of the fourth quarter.

The redshirt freshman Sellers keeps growing into one of the league's best quarterbacks. He completed 23 of his 27 passes to nine different receivers. And when something wasn't there, Sellers tucked the ball away and ran, averaging better than 4 yards on his 13 carries.

Beamer said Sellers' growth, especially in the past three weeks, has been impressive. Sellers said he appreciates the trust from his coaches, including letting him call his own number on a sneak for a touchdown.

"It's sitting in the pocket and being decisive. If I make a decision, it's the right decision all the time. If it works out, it works out. If it doesn't, it doesn't," Sellers said.

Raheim Sanders ran for 72 yards while Dalevon Campbell caught five passes for 120 yards for the Gamecocks.

Wofford (5-7) took a 3-0 lead and picked off Sellers on his first possession, but success was only fleeting. The Terriers have lose 18 straight to South Carolina with their last win coming in 1917.

THE TAKEAWAY

Wofford: The Terriers will take home \$600,000 for playing at South Carolina.

South Carolina: Perhaps more important to the Gamecocks was what happened elsewhere. A few teams above and around the Gamecocks in the College Football Playoff rankings lost. The Gamecocks probably need some more chaos to get into the playoffs, but a win over Clemson next week would give them a good argument among the three-loss teams.

BEAMER BALL

The win was Shane Beamer's 28th as South Carolina's coach. He tied Steve Spurrier's record for most victories in a coach's first four seasons with the Gamecocks.

South Carolina hasn't won nine games in a season since 2017 and hasn't won at least 10 since 2013, so Beamer isn't ready to celebrate because there is more, maybe much more, out there.

"To be determined. We've got two guaranteed games left for sure," Beamer said.

POLL IMPLICATIONS

South Carolina looks to move up at least a few spots with both Big 12 teams in front of them in the AP Top 25 — BYU and Colorado — losing.

Wofford	3	6	0	3	12
South Carolina	7	14	14	21	56

SCORING SUMMARY

1st	12:34	WC	Cagle 27-yard field goal (5-66-2:26)	0-3
1st	1:48	SC	R. Sanders 11-yard run (Herrera kick) (17-90-8:47)	7-3
2nd	12:02	SC	Sellers 1-yard run (Herrera kick) (5-71-2:12)	14-3
2nd	1:48	WC	Djete 6-yard pass from Odom (pass failed) (10-57-5:06)	14-9
2nd	0:20	SC	M. Brown II 1-yard pass from Sellers (Herrera kick) (8-68-1:21)	21-9
3rd	11:31	SC	Harbor 26-yard pass from Sellers (Herrera kick) (9-82-3:23)	28-9
3rd	3:00	SC	Larvadain 13-yard pass from Sellers (Herrera kick) (11-70-5:23)	35-9
4th	13:29	WC	Cagle 28-yard field goal (8-34-3:22)	35-12
4th	10:27	SC	Ashford 5-yard run (Herrera kick) (7-70-2:48)	42-12
4th	7:04	SC	Howell 27-yard run (Herrera kick) (5-70-1:32)	49-12
4th	0:09	SC	Dunn 5-yard run (Herrera kick) (10-85-3:59)	56-12

TEAM STATISTICS

	WC	SC
First Downs	14	34
Rushing	2	16
Passing	9	16
Penalty	3	2
Net Yards Rushing	28	265
Rushing Attempts	27	46
Net Yards Passing	219	343
Cmp.-Att.-Int.	17-31-0	27-32-1
Total Offense Yards	247	608
Total Offense Plays	58	78
Fumbles: No.-Lost	1-0	2-1
Penalties: No.-Yards	6-55	8-67
Punts-Yards	6-218	1-51
Avg. Yards Per Punt	36.3	51.0
Punt Returns: No.-Yards	1-(-1)	2-(-1)
Kickoff Returns: No.-Yards	1-7	4-82
Interceptions: No.-Yards	1-0	0-0
Possession Time	28:00	32:00
Third Down Conversions	2-12	10-12
Fourth Down Conversions	1-1	0-0
Red Zone Scores-Chances	3-3	6-6
Sacks By: No.-Yards	3-17	4-20
PAT Kicks	0-0	8-8
Field Goals	2-3	0-0

INDIVIDUAL STATISTICS

RUSHING: WC: Ingram 14-25; PArsons 2-17; Smith 4-12; Corriston 1-(-1); Team 2-(-5); Odom 4-(-20). **SC:** R. Sanders 15-72; Sellers 13-53; Dunn 6-42; Ashford 4-37; Howell 2-35; Beville 3-15; Adaway III 3-11.

PASSING: WC: Odom 15-28-0-215; Corriston 1-2-0-0; Schaffer 1-1-0-4. **SC:** Sellers 23-27-1-307; Ashford 3-4-0-23; Beville 1-1-0-13.

RECEIVING: WC: Watkins 6-133; Parsons 3-32; Djete 3-17; Davis 2-11; Scott 1-16; Shaw 1-10; Aikens 1-0. **SC:** Campbell 5-120; R. Sanders 5-39; Harbor 3-48; Doty 3-17; Adaway III 2-37; Larvadain 2-20; Bennett Jr. 2-12; Mangrum 1-16; Rice 1-15; Dunn 1-13; Jacobs 1-5; M. Brown II 1-1.

PUNT RETURNS: WC: Annoor 1-(-1). **SC:** McDowell 1-(-1); P. Williams 1-0.

KICKOFF RETURNS: WC: Schaffer 1-7. **SC:** McDowell 4-82.

INTERCEPTION RETURNS: WC: Annoor 1-0. **SC:** None.

GM
12

#16/14 South Carolina 17

#12/12 Clemson 14

November 30, 2024

Memorial Stadium

Clemson, S.C.

81,500



CLEMSON, S.C.. (AP) — Shane Beamer wondered how his South Carolina Gamecocks would handle playing a ranked Southeastern Conference opponent on the road after upsetting then-No. 10 Texas A&M 44-20 at home last week.

He didn't need to worry.

Raheim Sanders ran for 126 yards and two touchdowns and scored a 43-yard TD catch as South Carolina thumped No. 24 Vanderbilt 28-7 Saturday for the Gamecocks' second straight win over a Top 25 team.

South Carolina (6-3, 4-3 SEC) is bowl eligible with the win, and Beamer said he was really proud of his team.

"This ain't an easy place to play for a lot of reasons," Beamer said.

"Everyone thought there'd be a letdown coming off last week and for our guys to come in here and know it's going to be a tough gritty hard game just because of the way Vanderbilt plays football is really satisfying for us as a football team."

The Commodores (6-4, 3-3) now have lost 16 straight to their former SEC Eastern Division rival. Worse, this was their biggest loss this season after losing their first three games by a combined 10 points — two of those to teams ranked inside the Top 10.

Vanderbilt coach Clark Lea called the loss a "three-phase (expletive) kicking" by a more physical team.

"Obviously I'm frustrated ... coming up short in the game, frustrated also with the feeling that we didn't represent ourselves the way that we wanted to ... and playing to an identity," Lea said. "And that's probably the part of it that hurts the most for me."

LaNorris Sellers helped South Carolina control possession against a Vanderbilt offense leads the SEC in time of possession. Sellers threw for 238 yards and two TDs. He gave the Gamecocks a 7-0 halftime with a 17-yard touchdown pass to Joshua Simon.

South Carolina went up 14-0 to start the third after Sellers escaped a would-be sack and found Jared Brown for a 51-yard completion. Sanders ran 33 yards for the TD and the double-digit lead.

Diego Pavia, the AP's top first-year transfer in the SEC halfway through the season, tried to rally Vanderbilt after a 17-yard TD run in the third to pull within 14-7.

Sanders' 1-yard TD late in the third and 43-yard TD catch with 7:55 left put the game on ice.

Pavia threw for 166 yards and added 65 yards and a touchdown on the ground. He was hurt with about 6:40 left on a 28-yard completion wiped out by offensive pass interference.

Lea said Pavia still was being evaluated after the game and he would have an update in the coming days.

POLL IMPLICATIONS

This will end Vanderbilt's second week inside the Top 25, but South Carolina made its case to move into the rankings. Beamer said voters don't think the Gamecocks are worth being ranked.

"Keep crapping on us," Beamer said. "That's the way we like it as well. Don't rank us this week. We're good where we are."

The TAKEAWAY

South Carolina: The Gamecocks won their third SEC road game for the first time since 2011, adding to wins at Kentucky and Oklahoma.

Vanderbilt: Pavia's ability to slip and slide past defenders has been a key to the Commodores' success this season, but the Gamecocks kept him contained for most of the game.

South Carolina	0	7	0	10	17
Clemson	0	7	7	0	14

SCORING SUMMARY

2nd	12:07	CU	Klubnik 13-yard run (Hauser kick) (3-57-1:25)	0-7
2nd	9:20	SC	Sellers 25-yard run (Herrera kick) (6-75-2:47)	7-7
3rd	9:57	CU	Klubnik 18-yard run (Hauser kick) (11-75-5:03)	7-14
4th	6:48	SC	Herrera 42-yard field goal (6-32-2:30)	10-14
4th	1:08	SC	Sellers 20-yard run (Herrera kick) (9-75-4:21)	17-14

TEAM STATISTICS

	SC	CU
First Downs	20	22
Rushing	13	11
Passing	7	10
Penalty	0	1
Net Yards Rushing	267	139
Rushing Attempts	42	32
Net Yards Passing	164	280
Cmp.-Att.-Int.	13-21-1	24-37-1
Total Offense Yards	431	419
Total Offense Plays	63	69
Fumbles: No.-Lost	2-2	1-1
Penalties: No.-Yards	7-66	3-15
Punts-Yards	5-233	6-226
Avg. Yards Per Punt	46.6	37.7
Punt Returns: No.-Yards	1-8	1-1
Kickoff Returns: No.-Yards	0-0	0-0
Interceptions: No.-Yards	1-0	1-0
Possession Time	30:37	29:23
Third Down Conversions	7-13	7-15
Fourth Down Conversions	2-4	0-1
Red Zone Scores-Chances	2-4	2-4
Sacks By: No.-Yards	1-9	3-9
PAT Kicks	2-2	2-2
Field Goals	1-1	0-0

INDIVIDUAL STATISTICS

RUSHING: SC: Sellers 16-166; R. Sanders 18-60; Adaway III 6-41; J. Brown 1-1; Team 1-(-1). **CU:** Mafah 20-66; Klubnik 10-62; Haynes 2-11.


PASSING: SC: Sellers 13-21-1-164. **CU:** Klubnik 24-36-1-280; Team 0-1-0-0..

RECEIVING: SC: Harbor 3-51; R. Sanders 3-48; J. Brown 3-41; Simon 3-17; Larvadain 1-7. **CU:** Williams 8-99; Moore 6-65; Wesco Jr. 5-67; Briningstool 3-35; Mafah 2-14.

PUNT RETURNS: SC: McDowell 1-8. **CU:** Williams 1-1.

KICKOFF RETURNS: SC: None. **CU:** None.

INTERCEPTION RETURNS: SC: Knight Jr. 1-0. **CU:** Barnes 1-0.



BOWL GAMES



2022 TAXSLAYER GATOR BOWL

Notre Dame 45, Carolina 38



December 30, 2022
TIAA Bank Field
Jacksonville, Fla.
67,383



JACKSONVILLE, FLA. (AP) — Tyler Buchner accounted for five touchdowns to help offset two interceptions returned for TDs, and No. 19 Notre Dame beat 20th-ranked South Carolina 45-38 in a wild TaxSlayer Gator Bowl.

The highest-scoring game in Gator Bowl history was filled with big plays and memorable moments. But Buchner delivered the knockout blow when he found tight end Mitchell Evans wide open for a 16-yard touchdown on a third-and-7 play with 1:38 remaining.

Buchner, who regained the starting job after Drew Pyne entered the transfer portal following the regular-season finale, threw for 274 yards and three touchdowns. He also ran for 61 yards and two scores.

But his three interceptions nearly proved too much to overcome.

O'Donnell Fortune returned one of them 100 yards for a touchdown in the fourth quarter, and DQ Smith returned another 47 yards for a score in the first. But Buchner bounced back from both miscues to earn his first victory in three career starts.

Notre Dame (9-4, No. 21 CFP) overcame a 14-point deficit and won despite South Carolina's scoring on the two pick-6s and on special teams. Punter Kai Kroger connected with long-snapper Hunter Rogers for one of the oddest TDs in bowl lore.

Spencer Rattler completed 29 of 44 passes for 246 yards for the Gamecocks (8-5, No. 19 CFP), with an interception and two touchdowns to Xavier Legette.

South Carolina was missing a number of key starters, including running back MarShawn Lloyd, versatile tight end Jaheim Bell, tight end Austin Stogner, defensive lineman Zacch Pickens, safety Devonni Reed, cornerbacks Cam Smith and Darius Rush, and receivers Josh Vann and Jalen Brooks.

Notre Dame played without All-American tight end Michael Mayer, standout edge rusher Isaiah Foskey, cornerback Cam Hart and defensive lineman Jayson Ademilola.



Notre Dame	7	10	14	14	45
South Carolina	21	3	7	7	38

SCORING SUMMARY

1st	11:48	SC	Legette 13-yard pass from Rattler (Jeter kick) (10-75-3:12)	7-0
1st	5:54	ND	Buchner 15-yard run (Grupe kick) (10-50-3:37)	7-7
1st	2:27	SC	Rogers 23-yard pass from Kroeger (Jeter kick) (9-75-3:27)	14-7
1st	0:44	SC	Smith 47-yard interception return (Jeter kick)	21-7
2nd	8:36	ND	Grupe 37-yard field goal (12-56-7:08)	21-10
2nd	5:18	SC	Jeter 45-yard field goal (10-48-3:18)	24-10
2nd	5:06	ND	Diggs 75-yard pass from Buchner (Grupe kick) (1-75-0:12)	24-17
3rd	10:28	ND	Buchner 11-yard run (Grupe kick) (5-68-2:21)	24-24
3rd	8:31	SC	Legette 42-yard pass from Rattler (Jeter kick) (5-67-1:48)	31-24
3rd	0:31	ND	Lenzy 44-yard pass from Buchner (Grupe kick) (1-44-0:08)	31-31
4th	12:41	ND	Diggs 39-yard run (Grupe kick) (7-73-2:13)	31-38
4th	7:42	SC	Fortune 100-yard interception return (Jeter kick)	38-38
4th	1:38	ND	Evans 16-yard pass from Buchner (Grupe kick) (12-80-6:01)	38-45

TEAM STATISTICS

	ND	SC
First Downs	27	20
Rushing	14	5
Passing	13	13
Penalty	0	2
Net Yards Rushing	264	75
Rushing Attempts	46	22
Net Yards Passing	294	287
Cmp.-Att.-Int.	19-34-3	31-49-1
Total Offense Yards	558	362
Total Offense Plays	80	71
Fumbles: No.-Lost	0-0	1-1
Penalties: No.-Yards	4-40	8-73
Punts-Yards	4-200	6-240
Avg. Yards Per Punt	50.0	40.0
Punt Returns: No.-Yards	1-7	2-7
Kickoff Returns: No.-Yards	1-18	2-52
Interceptions: No.-Yards	1-0	3-142
Possession Time	36:39	23:21
Third Down Conversions	11-19	5-15
Fourth Down Conversions	1-1	1-2
Red Zone Scores-Chances	4-5	1-1
Sacks By: No.-Yards	3-6	2-21
PAT Kicks	6-6	5-5
Field Goals	1-1	1-1

INDIVIDUAL STATISTICS

RUSHING: ND: Estime 14-95; Diggs 13-89; Buchner 12-61; Tyree 5-21; Team 2-(-2). **SC:** Rattler 7-37; McDowell 6-28; Beal-Smith 3-8; Joyner 1-8; Brown 1-2; Amos 1-(-2); Wells Jr. 1-(-2); Legette 2-(-4).

PASSING: ND: Buchner 18-33-3-274; Sherwood 1-1-0-20. **SC:** Rattler 29-46-1-246; Joyner 1-1-0-18; Kroeger 1-1-0-23; Team 0-1-0-0.

RECEIVING: ND: Thomas 5-67; Lenzy 4-89; Tyree 4-10; Evans 3-39; Diggs 2-81; Estime 1-8. **SC:** Legette 7-78; Adkins 5-78; Wells Jr. 5-30; Brown 4-22; Joyner 3-35; McDowell 3-13; Beal-Smith 2-7; Rogers 1-23; Blake 1-1.

PUNT RETURNS: ND: Salerno 1-7. **SC:** Brown 2-7.

KICKOFF RETURNS: ND: Tyree 1-18. **SC:** Legette 2-52.

INTERCEPTION RETURNS: ND: Morrison 1-0. **SC:** Fortune 1-100; Smith 1-47; Barrett 1-(-5).

TACKLE LEADERS: ND: Bertrand 8; Bracy 8; Kiser 6; Henderson 6. **SC:** Greene 12; Webb 8, Johnson 8, Emmanwori 7.



2021 DUKE'S MAYO BOWL

Carolina 38, North Carolina 21



December 30, 2021
Bank of America Stadium
Charlotte, N.C.
45,520



CHARLOTTE, N.C. (AP) — South Carolina coach Shane Beamer had a bucket of mayonnaise dumped over his head Thursday, putting a memorable and messy finish on the Gamecocks' 38-21 victory over North Carolina in the Duke's Mayo Bowl.

Jaheim Bell had five catches for 159 yards and two touchdowns for South Carolina (7-6), which rebounded nicely after it lost 30-0 to Clemson in its regular-season finale on Nov. 27. Kevin Harris added 169 yards rushing and a score, helping secure the mayo bath for Beamer.

Bell came into the game with 338 yards receiving and three TDs during the regular season, but figured prominently into the game plan early on.

The sophomore tight end got free for a 69-yard touchdown reception from wide receiver-turned-quarterback Dakereon Joyner and hauled in a 66-yard TD catch from former graduate assistant coach Zeb Noland on South Carolina's first two possessions.

Juju McDowell added a 35-yard TD run in the second quarter as South Carolina averaged 11.6 yards per play while opening a 25-13 lead in the first half.

Sam Howell threw for 205 yards and a touchdown for the Tar Heels (6-7), and reserve running back British Brooks had a bowl record 63-yard touchdown run for the Tar Heels.

South Carolina rotated Joyner and Noland under center, and both were effective.

Joyner came into the game having attempted only one pass this season and 31 in his college career.

But the element of surprise proved effective on the Gamecocks' first possession, when Joyner hit the 6-foot-3, 232-pound Bell in stride down the middle of the field.

Joyner finished 9-of-9 passing for 160 yards and also ran for 64 yards. Noland was 3-of-6 passing for 82 yards as the Gamecocks went nearly three quarters before their first incomplete pass.

Howell, a projected first-round pick in the NFL draft, made several impressive throws with his strong, accurate arm. But the junior quarterback spent most of the game under heavy duress playing behind an offensive line that struggled most of the season.

The Tar Heels cut the lead to 11 midway through the third quarter on a double-reverse flea flicker, with Howell finding a wide-open Garrett Walston for a 37-yard touchdown.

But South Carolina's offense proved too much for a porous North Carolina defense as the Gamecocks racked up 543 yards on offense.

GAME CHANGER

Dakereon Joyner found Jaheim Bell on Carolina's first possession for a 69-yard touchdown pass with 10:15 left in the first quarter, giving the Gamecocks a lead it would not relinquish. Joyner was a perfect 9-for-9 passing and earned MVP honors while Bell had a career high 159 yards on five receptions.

KEY STAT

543 — Carolina had a season and bowl game high 543 yards of total offense in the win, 301 on the ground and 242 in the air. The previous Gamecock high in a bowl game was 512 vs. Houston in the 2006 Liberty Bowl.



North Carolina	0	13	8	0	21
South Carolina	18	7	7	6	38

SCORING SUMMARY

1st	10:15	SC	Bell 69-yard pass from Joyner (P. White kick) (3-93-1:46)	7-0
1st	7:45	SC	Bell 66-yard pass from Noland (Muse pass from Kroeger) (3-78-1:24)	15-0
1st	0:27	SC	P. White 30-yard field goal (9-54-5:14)	18-0
2nd	13:11	UNC	Brooks 63-yard run (Atkins kick) (6-75-2:16)	18-7
2nd	5:44	UNC	Atkins 40-yard field goal (8-50-3:30)	18-10
2nd	2:27	SC	McDowell 35-yard run (P. White kick) (6-75-3:17)	25-10
2nd	0:44	UNC	Atkins 36-yard field goal (8-56-1:43)	25-13
3rd	9:53	SC	Harris 1-yard run (P. White kick) (9-75-5:07)	32-13
3rd	7:24	UNC	Walston 37-yard pass from Howell (Chandler run) (6-75-2:29)	32-21
4th	7:44	SC	P. White 22-yard field goal (11-77-6:20)	35-21
4th	0:50	SC	P. White 33-yard field goal (10-61-5:02)	38-21

TEAM STATISTICS

	UNC	SC
First Downs	14	27
Rushing	5	17
Passing	9	9
Penalty	0	1
Net Yards Rushing	128	301
Rushing Attempts	29	51
Net Yards Passing	205	242
Cmp.-Att.-Int.	12-21-0	12-15-0
Total Offense Yards	333	543
Total Offense Plays	50	66
Fumbles: No.-Lost	1-0	1-0
Penalties: No.-Yards	4-37	4-20
Punts-Yards	5-233	2-83
Avg. Yards Per Punt	46.6	41.5
Punt Returns: No.-Yards	0-0	1-(-7)
Kickoff Returns: No.-Yards	1-16	0-0
Interceptions: No.-Yards	0-0	0-0
Possession Time	20:58	39:02
Third Down Conversions	1-10	6-11
Fourth Down Conversions	1-1	0-0
Red Zone Scores-Chances	2-2	4-4
Sacks By: No.-Yards	2-18	4-34
PAT Kicks	1-1	3-3
Field Goals	2-2	3-3

INDIVIDUAL STATISTICS

RUSHING: UNC: Brooks 5-72; Chandler 9-29; Maye 2-24; Howell 13-3. **SC:** Harris 31-182; Joyner 10-64; McDowell 5-52; Bell 3-21; Noland 1-(-9); Blake 1-(-9).

PASSING: UNC: Howell 12-20-0-205; Maye 0-1-0-0. **SC:** Joyner 9-9-0, 160; Noland 3-6-0-82.

RECEIVING: UNC: Green 4-73; Downs 3-62; Nesbit 2-29; Walston 1-37; Gosnell 1-3; Chandler 1-1. **SC:** Bell 5-159; A. Brown 4-61; McDowell 1-8; Legette 1-7; Jenkins 1-7.

PUNT RETURNS: UNC: None. **SC:** Vann 1-(-7).

KICKOFF RETURNS: UNC: Hood 1-16. **SC:** None.

INTERCEPTION RETURNS: UNC: None. **SC:** None.



2018 BELK BOWL

Virginia 28, Carolina 0



December 29, 2018
Bank of America Stadium
Charlotte, N.C.
48,263



CHARLOTTE, N.C. (AP) — Bryce Perkins threw three touchdown passes to Olamide Zaccheaus, Virginia's defense dominated and the Cavaliers beat South Carolina 28-0 in the Belk Bowl on Saturday for their first bowl win since 2005.

Perkins completed 22 of 31 passes for 208 yards and ran for 81 yards as the Cavaliers (8-5) ended the ACC's longest bowl drought. Zaccheaus, named the game's Most Outstanding Player, had 12 catches for 100 yards. Jordan Ellis ran for 106 yards and a touchdown, helping Virginia hold the ball for more than 42 minutes.

The Gamecocks were shut out for the first time since 2006, when they lost 18-0 to Georgia.

The Cavaliers' 14th-ranked pass defense put the clamps on a hot South Carolina offense that had averaged 38.2 points per game over the past five games. Jake Bentley had thrown for 16 touchdowns during that span, including a 510-yard, five-TD performance against No. 2 Clemson, but struggled without wide receiver Deebo Samuel, who elected to bypass the bowl game to begin preparing for the NFL draft.

Bentley was limited to 218 yards on 17-of-39 passing and was intercepted twice. South Carolina was 2 of 13 on third down conversions and 2 of 5 on fourth downs.

The Cavaliers controlled the ball for more than 20 minutes of the first half and built a 14-0 lead at halftime. Perkins found Zaccheaus on a fourth-and-2 in the back of the end zone for a 6-yard score, and Jordan Ellis added a 9-yard touchdown run to make it 14-0.


Perkins found Zaccheaus twice in the second half for TDs of 10 and 12 yards.

GAME CHANGER

South Carolina had 261 yards of total offense, including 218 passing yards, but only had 12 first downs and were a combined 4-for-18 on third and fourth downs. Shi Smith had six catches for 76 yards to lead the Carolina receivers.

KEY STAT

42:35 — Virginia held the ball for 42:35 as the Cavaliers had 413 yards of total offense and four scores. Virginia had four drives of five-minutes plus in the contest.



South Carolina	0	0	0	0	0
Virginia	7	7	7	7	28

SCORING SUMMARY

1st	3:30	UVA	Zaccheaus 6-yard pass from Perkins (Delaney kick) (13-77-6:31)	0-7
2nd	0:42	UVA	Ellis 9-yard run (Delaney kick) (14-90-8:10)	0-14
3rd	7:14	UVA	Zaccheaus 10-yard pass from Perkins (Delaney kick) (8-39-4:25)	0-21
4th	6:54	UVA	Zaccheaus 12-yard pass from Perkins (Delaney kick) (8-64-5:00)	0-28

TEAM STATISTICS

	SC	UVA
First Downs	12	28
Rushing	2	14
Passing	10	13
Penalty	0	1
Net Yards Rushing	33	205
Rushing Attempts	20	48
Net Yards Passing	218	208
Cmp.-Att.-Int.	17-39-2	22-31-0
Total Offense Yards	251	413
Total Offense Plays	59	79
Fumbles: No.-Lost	1-0	1-1
Penalties: No.-Yards	5-35	3-30
Punts-Yards	5-226	4-153
Avg. Yards Per Punt	45.2	38.2
Punt Returns: No.-Yards	0-0	3-31
Kickoff Returns: No.-Yards	1-62	0-0
Interceptions: No.-Yards	0-0	2-60
Possession Time	17:25	42:35
Third Down Conversions	3-13	11-17
Fourth Down Conversions	1-4	1-1
Red Zone Scores-Chances	0-1	4-5
Sacks By: No.-Yards	2-5	3-27
PAT Kicks	0-0	4-4
Field Goals	0-1	0-1

INDIVIDUAL STATISTICS

RUSHING: SC: Dowdle 6-21; Denson 3-15; T. Williams 4-9; Bentley 7-(-12). **UVA:** Ellis 26-106; Perkins 15-81; Kier 5-12; Zaccheaus 1-10; Kelly 1-(-4).

PASSING: SC: Bentley 17-39-2-218. **UVA:** Perkins 22-31-0-208.

RECEIVING: SC: S. Smith 6-76; Crosby 3-48; Edwards 3-37; Denson 2-35; Dawkins 1-13; Dowdle 1-6; August 1-3. **UVA:** Zaccheaus 12-100; Dubois 5-57; Hogg 1-18; Butts 1-12; Sharp 1-10; Reed 1-10; Ellis 1-1.

PUNT RETURNS: SC: None. **UVA:** Kemp 3-31.

KICKOFF RETURNS: SC: S. Smith 1-62. **UVA:** None.

INTERCEPTION RETURNS: SC: None. **UVA:** Thornhill 1-54; Harris 1-6.

TACKLES LEADERS: SC: Brunson 12; Horn 6; Staley 6; Gipson 6; Greene 6. **UVA:** Mack 8, Thornhill 6, Snyder 5.

2018 OUTBACK BOWL

Carolina 26, Michigan 19



January 1, 2018
Raymond James Stadium
Tampa, Fla.
45,687



TAMPA, FLA. — Will Muschamp envisions championships in South Carolina's future.

Lots of them.

"We don't have all the trophies and the tradition and history but we have some grit," the coach said after the Gamecocks rallied from a 16-point second-half deficit to beat Michigan 26-19 in Monday's Outback Bowl.

Jake Bentley threw for 239 yards and two touchdowns Monday to pace the win, which gave the Gamecocks (9-4) at least nine wins in a season for just the seventh time.

Bentley shrugged off a slow start to toss scoring passes of 21 yards to Bryan Edwards and 53 yards to Shi Smith, the latter giving his team a 23-19 lead early in the fourth quarter.

The sophomore said once the Gamecocks began to have some success, the offense's confidence grew.

"It's just we started to execute well. The excitement, I think, is contagious to the whole team," Bentley, voted the game's most valuable player, said. "You see where we went from there."

Michigan (8-5) finished with its first three-game losing streak under coach Jim Harbaugh. The Wolverines turned the ball over five times after halftime, including an end zone interception that denied them an opportunity to regain the lead with just under eight minutes to go.

Bentley was 19 of 32 passing with one interception. Rico Dowdle, playing for first time since breaking his leg against Tennessee on Oct. 14, began South Carolina's comeback from a 19-3 deficit with a 17-yard TD run.

Brandon Peters had a tough day for Michigan, completing 20 of 44 passes for 186 yards and two interceptions. His second pick, with 1:05 remaining, sealed South Carolina's second Outback Bowl victory over the Wolverines in five years.


Quinn Nordin accounted for most of Michigan's scoring, kicking field goals of 35, 26, 45 and 48 yards. Fullback Ben Mason scored on a 1-yard run in helping Michigan build its 16-point lead.

GAME CHANGER

South Carolina recovered one of its five forced turnovers with 57 seconds left in third quarter and struck on the next play with a 21-yard pass from Jake Bentley to Bryan Edwards, cutting Michigan's lead to 19-16. After the Gamecock defense forced Michigan to punt, Bentley found Shi Smith for a 53-yard touchdown pass to give South Carolina the lead for good.

KEY STAT

23 — South Carolina scored 23 straight points in the second half to give the Gamecocks the 26-19 win. Carolina was down 19-3 with 5:42 left in the third quarter but went on a six-play 77-yard drive that ended with a 17-yard run from Rico Dowdle with 2:25 left in the quarter. South Carolina took the lead for good on a 53-yard touchdown pass from Jake Bentley to Shi Smith with 11:33 left in the game.



Michigan	6	3	10	0	19
South Carolina	0	3	13	10	26

SCORING SUMMARY

1st	3:42	UM	Nordin 35-yard field goal (8-29-3:37)	0-3
1st	0:09	UM	Nordin 26-yard field goal (6-23-2:16)	0-6
2nd	8:45	SC	White 44-yard field goal (5-45-1:36)	3-6
2nd	0:00	UM	Nordin 45-yard field goal (8-33-1:18)	3-9
3rd	9:56	UM	Mason 1-yard run (Nordin kick) (7-72-3:34)	3-16
3rd	5:42	UM	Nordin 48-yard field goal (4-2-1:10)	3-19
3rd	2:25	SC	Dowdle 17-yard run (Bentley pass failed) (6-77-3:17)	9-19
3rd	0:51	SC	Edwards 21-yard pass from Bentley (White kick) (1-21-0:06)	16-19
4th	11:33	SC	S. Smith 53-yard pass from Bentley (White kick) (6-81-2:12)	23-19
4th	3:47	SC	White 22-yard field goal (4-9-1:56)	26-19

TEAM STATISTICS

	MICH	SC
First Downs	17	13
Rushing	3	2
Passing	11	10
Penalty	3	1
Net Yards Rushing	74	61
Rushing Attempts	33	26
Net Yards Passing	203	239
Cmp.-Att.-Int.	21-45-2	19-32-1
Total Offense Yards	277	300
Total Offense Plays	78	58
Fumbles: No.-Lost	3-3	2-2
Penalties: No.-Yards	6-40	7-68
Punts-Yards	7-244	8-307
Avg. Yards Per Punt	34.9	38.4
Punt Returns: No.-Yards	4-13	3-3
Kickoff Returns: No.-Yards	2-34	4-45
Interceptions: No.-Yards	1-27	2-2
Possession Time	34:17	25:43
Third Down Conversions	2-17	2-14
Fourth Down Conversions	1-3	0-0
Red Zone Scores-Chances	3-5	2-2
Sacks By: No.-Yards	3-21	2-16
PAT Kicks	1-1	2-2
Field Goals	4-4	2-3

INDIVIDUAL STATISTICS

RUSHING: MICH: Higdon 17-65; Evans 9-24; Mason 1-1; Peoples-Jones 1-(-5); Peters 5-(-11). **SC:** Dowdle 6-45; Turner 6-14; T. Williams 3-11; Denson 1-4; Bentley 6-(-1); Hurst 2-(-6); Team 2-(-6).

PASSING: MICH: Peters 20-44-2-186; O'Korn 1-1-0-17. **SC:** Bentley 19-32-1-239.

RECEIVING: MICH: Peoples-Jones 6-58; Crawford 5-61; Gentry 2-27; McKeon 2-16; Collins 2-15; Evans 2-11; Higdon 1-11; Schoenle 1-4. **SC:** Edwards 5-88; Davis 4-23; S. Smith 3-59; Hurst 3-41; Dowdle 3-32; T. Williams 1-(-4).

PUNT RETURNS: MICH: Peoples-Jones 4-13. **SC:** Lsmmons 3-3.

KICKOFF RETURNS: MICH: Thomas 2-34. **SC:** S. Smith 3-33; Davis 1-12.

INTERCEPTION RETURNS: MICH: Furbush 1-27. **SC:** Montac 1-2; King 1-0.

TACKLE LEADERS: MICH: Hudson 11; McCray 9; Bush 9; Winovich 5. **SC:** Bruson 13; Lammons 9; Fennell 7; Moore 5; Wonnum 5.



2016 BIRMINGHAM BOWL

USF 46, Carolina 39



December 29, 2016

Legion Field
Birmingham, Ala.
31,229

BIRMINGHAM, ALA. — South Carolina (6-7) stormed back from an 18-point deficit to force overtime, but USF (11-2) came through in the end to claim a 46-39 victory in the 2016 Birmingham Bowl from Legion Field.

The Bulls wasted no time in taking the advantage in overtime, as quarterback Quinton Flowers scrambled before finding Elkanah Dillon in the end zone for the decisive score. The Gamecocks benefited from a face mask penalty to keep their OT possession alive, but Mike Love, on 4th-and-6, produced a sack to end the chance and the game in the Bulls' favor.

In the fourth quarter, South Carolina got a critical score with 9:41 to go. On 4th-and-2 from the USF 9, A Bull defender tipped the Jake Bentley pass, but freshman wide receiver Bryan Edwards, diving right behind the tip, brought in the catch at the back of the end zone for a touchdown. That brought the Gamecocks within a score at 39-31.

The Gamecocks drove inside the Bulls' 10 with a chance to tie the game, but cornerback Tajee Fullwood forced a fumble at the two, and Khalid McGee recovered it to end that chance.

The Gamecock defense stepped up and held the Bulls to only a yard and forced their third punt in four possessions. Chris Lammons returned the punt to the USF 2, setting up A.J. Turner's one-yard score. Needing two to tie the game, Bentley hit Hayden Hurst in the back of the end zone to convert and tie things at 39-39. The Gamecock defense held again to force overtime.

In the first quarter, USF got a pair of four-yard runs from its starting quarterback Flowers, the first on a designed draw and the second on a scramble, to take the advantage. The Bulls converted a two-point conversion after the first score, making it 15-0 after the traditional PAT kick after the second run.

The Gamecocks struck fast with a four-play, 81-yard drive that saw freshman quarterback Bentley run for the first 10 yards before throwing the final 71 yards. A completion to sophomore wide receiver Deebo Samuel came before two receptions by Hurst, the final a 25-yard scoring catch.

A fourth-down conversion helped USF send the lead back to 15. Flowers hit D'Ernest Johnson, who rumbled 22 yards to keep the drive going. Three plays later, Flowers completed a one-yard run for his third score of the game.

On the Gamecocks' final drive of the first half, Bentley went 5-for-6, including capping it with a three-yard score to Samuel. But USF answered, as Flowers hit Johnson for a 37-yard TD pass to make it 29-14 at the end of the first half.

South Carolina scored on the first drive of the second half, with Samuel capping the drive with a four-yard run. Freshman running back Rico Dowdle had the biggest gain on the drive, running for 26 yards to get the ball into Bull territory.

The Gamecock defense held the Bulls to a field goal after USF drove inside the Gamecock 5. But on the ensuing South Carolina possession, Fullwood intercepted a pass and returned it 47 yards for a touchdown, putting the Bulls' lead to 39-21.

With 22 seconds left in the third, Gamecock senior Elliott Fry hit a 43-yard field goal to make it 39-24, starting the comeback bid by Carolina.



USF	15	14	10	0	7	46
South Carolina	0	14	10	15	0	39

SCORING SUMMARY

1st	10:25	USF	Flowers 4-yard run (Wilcox pass from Kean (7-46-2:26)	0-8
1st	4:26	USF	Flowers 4-yard run (Behr kick) (11-80-4:09)	0-15
2nd	14:02	SC	Hurst 25-yard pass from Bentley (Fry kick) (4-81-1:14)	7-15
2nd	10:40	USF	Flowers 1-yard run (Behr kick) (10-77-4:26)	7-22
2nd	1:12	SC	Samuel 3-yard pass from Bentley (Fry kick) (10-73-4:26)	14-22
2nd	0:07	USF	Johnson 37-yard pass from Flowers (Behr kick) (8-68-1:05)	14-29
3rd	11:55	SC	Samuel 4-yard run (Fry kick) (8-65-3:05)	21-29
3rd	8:07	USF	Behr 21-yard field goal (11-60-3:48)	21-32
3rd	7:06	USF	Fullwood 47-yard interception return (Behr kick)	21-39
3rd	0:22	SC	Fry 43-yard field goal (4-2-1:32)	24-39
4th	9:41	SC	Edwards 9-yard pass from Bentley (Fry kick) (9-77-4:14)	31-39
4th	1:11	SC	Turner 1-yard run (Hurst pass from Bentley) (3-2-1:34)	39-39
OT		USF	Dillon 25-yard pass from Flowers (Behr kick) (1-25)	39-46

TEAM STATISTICS

	USF	SC
First Downs	24	27
Rushing	10	4
Passing	13	20
Penalty	1	3
Net Yards Rushing	208	91
Rushing Attempts	48	34
Net Yards Passing	261	390
Cmp.-Att.-Int.	23-32-1	32-43-2
Total Offense Yards	469	481
Total Offense Plays	80	77
Fumbles: No.-Lost	3-1	4-3
Penalties: No.-Yards	5-50	3-35
Punts-Yards	4-166	2-88
Avg. Yards Per Punt	41.5	44.0
Punt Returns: No.-Yards	1-2	3-48
Kickoff Returns: No.-Yards	4-102	4-97
Interceptions: No.-Yards	2-68	1-0
Possession Time	28:03	31:57
Third Down Conversions	7-17	4-13
Fourth Down Conversions	2-3	2-4
Red Zone Scores-Chances	4-4	4-8
Sacks By: No.-Yards	5-35	0-0
PAT Kicks	5-5	4-4
Field Goals	1-1	1-1

INDIVIDUAL STATISTICS

RUSHING: USF: Flowers 21-105; Mack 13-50; Johnson 11-27; Adams 3-26. **SC:** Dowdle 12-50; Turner 10-49; Samuel 1-4; Team 1-(-3); Bentley 10-(-9).

PASSING: USF: Flowers 23-32-1-261. **SC:** Bentley 32-43-2-390.

RECEIVING: USF: Adams 7-67; Johnson 6-95; McCants 4-25; Dillon 2-35; Mack 2-12; Scantling 1-14; Wilcox 1-13. **SC:** Samuel 14-190; Hurst 6-86; Edwards 6-71; Turner 3-23; Dowdle 1-8; Crosby 1-7; Banks 1-5.

PUNT RETURNS: USF: Johnson 1-2. **SC:** Lammons 3-48.

KICKOFF RETURNS: USF: Johnson 3-96; Fullwood 1-6. **SC:** Samuel 4-97.

INTERCEPTION RETURNS: USF: Fullwood 1-47; Abraham 1-21. **SC:** Allen-Williams 1-0.

TACKLE LEADERS: USF: Sanchez 9; McGee 9; Godwin 6; Fulwood 6. **SC:** Holloman 7; Smith 7; Lammons 7; Montac 6.

2014 INDEPENDENCE BOWL

Carolina 24, Miami (Fla.) 21



December 27, 2014
Independence Stadium
Shreveport, La.
38,242



SHREVEPORT, LA.— It would come down to the very last minute of the game, but the South Carolina Gamecocks (7-6) secured their 11th-straight season with a record of .500 or better thanks to a 24-21 win over Miami (6-7) in the Duck Commander Independence Bowl.

A bend-but-don't-break defense helped carry the Gamecocks through the early portion of the game while the offense was still finding its footing. Despite a pair of Miami drives that went deep into Carolina territory, the Hurricanes could only muster a pair of field goals after being stopped inside the ten yard line both times.

It took a big play halfway through the second quarter to shake the offense from its slow start. On second down at its own 22, Dylan Thompson hit a wide-open Pharoh Cooper on a post route down the middle for the 78-yard touchdown to move the Gamecocks ahead 7-6 with just under eight minutes to play in the first half. The yardage in just that one play matched the offense's total gains for the entire game up until that point, and tied for the longest pass play in the bowl's history.

The score broke the seal on the offense, which scored on the very next drive after the defense forced a three-and-out from Miami. Starting near midfield, Thompson spearheaded the scoring drive with a trio of difficult throws. After hooking up with Cooper for a 13-yard first down, he followed it up with a 35-yard strike to Damiere Byrd to get to the Hurricane five-yard line.

A penalty pushed the Gamecocks back to the 15-yard line before Thompson rolled to his left and threw across his body to Mike Davis in the back of the end zone for a 14-6 lead.

On the very next drive, a pass from Miami's Brad Kaaya was tipped up in the air and intercepted by Jonathan Walton. The turnover would set up a 32-yard field goal from Elliott Fry and cap the team's scoring for the half, a 17-6 lead.

After struggling to stop Miami's nationally renowned rushing offense in the first quarter, the Gamecocks defense learned quickly and held the opposition to just 44 yards in the second quarter after allowing 160 in just the first two drives of the game.

The third quarter was largely controlled by Miami, who drew within a field goal of tying the game after an 11-play, 93-yard drive for a touchdown and a two-point conversion. The offensive momentum for Carolina would not carry over the break, as its first four drives of the second half would go for just 71 yards on 25 plays.

Carolina punted the ball with seven minutes left in the game, still ahead 17-14. On the drive's second play, Miami's Duke Johnson rushed to the right and was swarmed immediately. Gerald Dixon would emerge from the pile with the ball to give the Gamecocks possession.

On the ensuing drive, Thompson and Cooper would combine yet again for a big play, as the sophomore wide receiver went over the back of his defender on the under-thrown ball and hauled in the 25-yard strike to set up first-and-goal at the two yard line. On the very next play, Thompson would sell the read option fake and keep it for the touchdown, strikingly similar to his game-winner against Florida.

Miami drove 72 yards in under two minutes for a touchdown to make it 24-21.

With 2:16 still to play and needing to run out the clock, the Gamecocks turned to Davis to seal the win. He converted a third-and-one that would be the clincher, as it forced the Hurricanes to use their final two timeouts.

In his final game in the Garnet and Black, Thompson would finish with 284 yards through the air and a pair of touchdowns to go with his rushing score.

Cooper would bring in nine catches for 170 yards and earned offensive MVP honors for his efforts. Skai Moore earned defensive MVP honors.



Miami (Fla.)	3	3	8	7	21
South Carolina	0	17	0	7	24

SCORING SUMMARY

1st	7:56	UM	Badgley 27-yard field goal (11-65-5:06)	0-3
2nd	13:27	UM	Badgley 26-yard field goal (12-69-5:32)	0-6
2nd	7:50	SC	P. Cooper 78-yard pass from Thompson (Fry kick) (2-78-0:20)	7-6
2nd	5:25	SC	Davis 15-yard pass from Thompson (Fry kick) (6-53-1:33)	14-6
2nd	1:39	SC	Fry 32-yard field goal (9-31-3:25)	17-6
3rd	1:43	UM	Edwards 3-yard run (Lewis pass from Kaaya) (10-93-5:23)	17-14
4th	4:13	SC	Thompson 22-yard run (Fry kick) (3-29-1:11)	24-14
4th	2:16	UM	Dorsett 11-yard pass from Kaaya (Badgley kick)	24-21

TEAM STATISTICS

	UM	SC
First Downs	21	16
Rushing	10	5
Passing	10	10
Penalty	1	1
Net Yards Rushing	186	60
Rushing Attempts	40	30
Net Yards Passing	236	284
Cmp.-Att.-Int.	19-33-1	22-34-0
Total Offense Yards	422	344
Total Offense Plays	73	64
Fumbles: No.-Lost	1-1	2-0
Penalties: No.-Yards	5-40	5-51
Punts-Yards	3-85	4-179
Avg. Yards Per Punt	28.3	44.8
Punt Returns: No.-Yards	0-0	1-(-3)
Kickoff Returns: No.-Yards	2-31	2-51
Interceptions: No.-Yards	0-0	1-2
Possession Time	31:10	28:50
Third Down Conversions	6-14	7-15
Fourth Down Conversions	1-2	0-1
Red Zone Scores-Chances	4-4	3-4
Sacks By: No.-Yards	2-24	2-9
PAT Kicks	1-1	3-3
Field Goals	2-3	1-3

INDIVIDUAL STATISTICS

RUSHING: UM: Johnson 24-132; Edwards 6-25; Yearby 6-20; Coley 1-16; Kaaya 3-(-7). **SC:** Davis 13-55; Byrd 2-19; Wilds 5-3; P. Cooper 3-2; Thompson 7-(-19).

PASSING: UM: Kaaya 19-33-1-236. **SC:** Thompson 22-34-0-284.

RECEIVING: UM: Johnson 5-51; Dorsett 5-45; Coley 4-31; Lewis 2-56; Dobard 1-32; Berrios 1-14; Yearby 1-7. **SC:** P. Cooper 9-170; Byrd 3-51; Jones 3-14; Brent 3-21; Davis 2-19; Wilds 2-4; Adams 1-5.

PUNT RETURNS: UM: None. **SC:** P. Cooper 1-(-3).

KICKOFF RETURNS: UM: Dorsett 2-31. **SC:** Carson 1-27; Wilds 1-24.

INTERCEPTION RETURNS: UM: None. **SC:** Walton 1-2.

TACKLE LEADERS: UM: Perryman 8; McCord 5; Bush 5. **SC:** Moore 11; Golightly 8; Marcus 7; McWilliams 6.



2014 CAPITAL ONE BOWL

Carolina 34, Wisconsin 24




January 1, 2014
Florida Citrus Bowl Stadium
Orlando, Fla.
56,629



ORLANDO, FLA. — Behind five touchdowns from quarterback Connor Shaw, No. 8/8 South Carolina (11-2) claimed a 34-24 victory over No. 19/19 Wisconsin (9-4) in the 2014 Capital One Bowl.

The Capital One Bowl MVP, Shaw accounted for 369 yards of offense, going 22-for-25 in the air for 312 yards and 3 TDs while also running for 48 yards on 16 carries and a score. Shaw also caught a TD pass for 9 yards. Junior Bruce Ellington caught six passes for a career-best 139 yards and two touchdowns and threw for another, while sophomore Shaq Roland pulled in six passes for 112 yards, both career bests.



The Gamecocks took the lead late in the third quarter behind the senior quarterback in his final game. Shaw found Ellington from 22 yards away to hand South Carolina a 20-17 advantage, but the duo had a much more pivotal play to keep the drive going. On 4th and 7, Ellington tipped the Shaw pass to himself before pulling it down and going out of bounds for a 22-yard gain and conversion. Shaw's arm accounted for all but three yards of the series, completing six of seven pass attempts on the drive.

South Carolina's defense stepped up to start the fourth quarter to snuff out a Wisconsin drive. With 1 yard to gain, the Gamecocks twice stopped Melvin Gordon, who rushed for 143 yards in the contest, for no gain to turn the ball over on downs. The Gamecocks proceeded to drive 74 yards in six plays to take a 10-point lead. Shaw twice found Roland on the drive, the second time a 49-yard catch that saw Roland's concentration as he brought in the catch among two defenders. It was tight end Jerell Adams who scored from 3 yards out for the Gamecocks, pulling down Shaw's third TD pass.

Wisconsin made it a one-score game again when Kenzel Doe found a seam and dashed 91 yards on the kickoff return, making it 27-24 in favor of the Gamecocks.

On the next possession, however, Shaw drove South Carolina 88 yards for another score, wrapping the drive with Shaw's 1-yard sneak. Another big pass from Shaw to Roland, a 33-yard reception, helped keep the drive alive.

The Badgers, behind backup quarterback Curt Phillips, tried to answer on the next drive, but on 4th and 1 in the Gamecocks' territory, the pass hit Jadeveon Clowney's helmet and sophomore linebacker Kaiwan Lewis corralled it to end that drive. South Carolina gave the Badgers back the ball two plays later when Ethan Armstrong recovered the Gamecocks' fumble.

After the fumble recovery, Wisconsin drove inside the 20, but Gamecock freshman linebacker Skai Moore came up with his second interception of the day in the end zone to stop the Badger threat. After the Gamecocks punted the ball back to Wisconsin, the Badgers drove again deep into South Carolina territory, but Lewis picked up the fumble on the catch-and-pitch attempt.

South Carolina took the initial lead after a Wisconsin turnover toward the end of the first quarter, when Moore picked off the pass from Badger starting quarterback Joel Stave. On the next play, Shaw hit Ellington for a 39-yard score. Wisconsin answered when Sam Arneson brought in the 1-yard pass from Stave on the tight end out, leveling the score at 7-7.

The offensive duo of Shaw and Ellington handed South Carolina the lead again but in reverse from their normal. To cap the 12-play, 86-yard drive, Carolina called up a double-reverse, halfback pass, as Ellington took the second handoff before firing a strike to Shaw from 9 yards out to hand the Gamecocks a 13-7 lead after the PAT attempt failed.

Wisconsin claimed the halftime lead when Stave found Jeff Duckworth for a 3-yard score and its PAT kick went through the uprights. The Badgers made it a 17-13 lead when Jack Russell hit a 35-yard field goal to end the Badgers' first second-half drive.

Shaw finished with 27 wins as a starting quarterback. The 312 passing yards ranks as the most during a single game in his senior season.

Wisconsin	0	14	3	7	24
South Carolina	7	6	7	14	34

SCORING SUMMARY

1st	0:41	SC	Ellington 39-yard pass from Shaw (Fry kick) (1-39-0:11)	7-0
2nd	12:45	WIS	Arneson 1-yard pass from Stave (Russell kick) (6-71-2:49)	7-7
2nd	6:48	SC	Shaw 9-yard pass from Ellington (run failed) (12-86-5:57)	13-7
2nd	0:13	WIS	Duckworth 3-yard pass from Stave (Russell kick) (16-75-6:35)	13-14
3rd	11:19	WIS	Russell 35-yard field goal (7-47-3:41)	13-17
3rd	3:29	SC	Ellington 22-yard pass from Shaw (Fry kick) (9-75-4:55)	20-17
4th	11:05	SC	Adams 4-yard pass from Shaw (Fry kick) (6-74-3:09)	27-17
4th	10:54	WIS	Doe 91-yard kickoff return (Russell kick)	27-24
4th	6:27	SC	Shaw 1-yard run (Fry kick) (9-88-5:06)	34-24

TEAM STATISTICS

	WIS	SC
First Downs	21	20
Rushing	16	8
Passing	4	12
Penalty	1	0
Net Yards Rushing	293	112
Rushing Attempts	43	34
Net Yards Passing	117	321
Cmp-Att-Int.	16-26-3	23-26-0
Total Offense Yards	410	438
Total Offense Plays	69	60
Fumbles: No.-Lost	1-1	2-2
Penalties: No.-Yards	2-15	4-23
Punts-Yards	0-0	3-101
Avg. Yards Per Punt	---	33.7
Punt Returns: No.-Yards	0-0	0-0
Kickoff Returns: No.-Yards	5-160	4-54
Interceptions: No.-Yards	0-0	3-4
Possession Time	29:26	30:34
Third Down Conversions	6-14	4-9
Fourth Down Conversions	1-4	2-2
Red Zone Scores-Chances	3-5	3-3
Sacks By: No.-Yards	1-8	1-7
PAT Kicks	3-3	4-4
Field Goals	1-2	0-0

INDIVIDUAL STATISTICS

RUSHING: WIS: Gordon 25-143; White 12-107; Clement 1-32; Watt 1-8; Phillips 1-7; Stave 3-(-4). **SC:** Davis 9-49; Shaw 16-47; Wilds 3-16; P. Cooper 2-9; Carson 1-0; Team 3-(-4).

PASSING: WIS: Stave 9-13-1-80; Phillips 7-12-2-37; Meyer 0-1-0-0. **SC:** Shaw 22-25-0-312; Ellington 1-1-0-9.

RECEIVING: WIS: Abbrederis 5-30; Pedersen 3-50; White 2-8; Duckworth 2-7; Wozniak 1-7; Erickson 1-6; Doe 1-3; Arneson 1-1; Gordon 0-5. **SC:** Ellington 6-140; Roland 6-112; Jones 3-25; Adams 3-17; Davis 2-10; Shaw 1-9; Wilds 1-8; Jeffery 1-0.

PUNT RETURNS: WIS: None. **SC:** None.

KICKOFF RETURNS: WIS: Doe 4-142; Wozniak 1-18. **SC:** P. Cooper 3-43; Rhodes 1-11.

INTERCEPTION RETURNS: WIS: None. **SC:** Moore 2-4; Lewis 1-0.

TACKLE LEADERS: WIS: Borland 10; Shelton 5. **SC:** Lewis 9; Legree 8; Hampton 6; Diggs 6.

2013 OUTBACK BOWL

Carolina 33, Michigan 28



January 1, 2013
Raymond James Stadium
Tampa, Fla.
54,527



TAMPA, FLA. -- Dylan Thompson's 32-yard TD pass to Bruce Ellington with 11 seconds remaining lifted South Carolina (11-2) to a 33-28 victory over Michigan (8-5) to win the 2013 Outback Bowl.

Trailing 28-27 with 3:29 remaining, Carolina made one final drive. Connor Shaw converted a 4th & 3 with a 6-yard slant pass to Ace Sanders and followed that up with completions of 6, 8 and 6, all to Sanders to earn two more first downs. Shaw left the game as he was nicked up, bringing Thompson in the game. Thompson moved the Gamecocks down to the Michigan 32-yardline with 20 seconds left where he unleashed a perfect strike to Ellington near the goal line. The Gamecock wide receiver made his way into the end zone to give the Gamecocks the win.

The back and forth affair saw Shaw and Thompson deliver for Carolina. Shaw finished 18-for-26 for 224 yards in the air and a pair of TDs and added 96 yards rushing. Thompson was 7-for-10 for 117 yards and two scores.

Sanders caught 9 passes for 92 yards with two touchdown receptions as well as a 63-yard punt return for a touchdown en route to MVP honors.

The Gamecocks needed just three plays to find the end zone. Damien Byrd got behind the Wolverine secondary and Shaw connected with him for a 56-yard scoring strike to give the Gamecocks a 7-0 lead.

Michigan trimmed the lead to 7-3 with a 39-yard field goal.

After the Carolina defense pushed the Wolverines back to their own 9-yard line with a sack by Aldrick Fordham, Michigan punted to Sanders, who weaved his way 63 yards to the end zone, giving the Gamecocks a 14-3 advantage.


The Wolverines answered with an 11-play, 75-yard scoring drive capped by a 5-yard pass from Devin Gardner to Drew Dileo.

The Gamecocks responded quickly with a four-play, 75-yard drive. Thompson found Nick Jones across the middle for a 70-yard pass to set Carolina up at the Michigan 4. Thompson then rolled right and found Sanders in the end zone to give the Gamecocks a 21-10 lead. A 40-yard field goal by Gibbons closed the gap at the intermission.

Michigan got a 52-yard field goal from Matt Wile, then went on a 10-play, 65-yard scoring drive capped by a 10-yard touchdown pass from Gardner to Jeremy Gallon to take a 22-21 heading into the final stanza.

After a very questionable first down was awarded to the Wolverines, Jadeveon Clowney made a big defensive play. Clowney forced and recovered a fumble by tailback Vincent Smith giving the Gamecocks the ball on the Michigan 31-yardline. South Carolina quickly struck then as Shaw completed a 31-yard touchdown pass to Sanders as the Gamecocks reclaimed a 27-22 lead.

Michigan answered on its ensuing drive to take a 28-27 lead before Carolina's late-game heroics.



South Carolina	14	7	0	12	33
Michigan	3	10	9	6	28

SCORING SUMMARY

1st	13:26	SC	Byrd 56-yard pass from C. Shaw (Yates kick) (3-67-1:34)	7-0
1st	7:28	UM	Gibbons 39-yard field goal (8-51-3:14)	7-3
1st	3:29	SC	Sanders 63-yard punt return (Yates kick)	14-3
2nd	12:41	UM	Dileo 5-yard pass from Gardner (Gibbons kick) (11-75-5:48)	14-10
2nd	10:54	SC	Sanders 4-yard pass from Thompson (Yates kick) (4-75-1:47)	21-10
2nd	2:47	UM	Gibbons 40-yard field goal (8-8-4:34)	21-13
3rd	6:54	UM	Wile 52-yard field goal (11-45-4:29)	21-16
3rd	0:02	UM	Gallon 10-yard pass from Gardner (Gardner pass int) (9-65-4:28)	21-22
4th	8:06	SC	Sanders 31-yard pass from C. Shaw (Shaw pass failed) (1-31-0:09)	27-22
4th	3:29	UM	Gallon 17-yard pass from Gardner (Smith rush failed) (10-64-4:37)	27-28
4th	0:11	SC	Ellington 32-yard pass from Thompson (Thompson pass failed) (11-70-3:18)	33-28

TEAM STATISTICS

	SC	UM
First Downs	17	24
Rushing	4	12
Passing	11	10
Penalty	2	2
Net Yards Rushing	85	186
Rushing Attempts	17	45
Net Yards Passing	341	214
Cmp-Att-Int.	25-36-0	18-37-1
Total Offense Yards	426	355
Total Offense Plays	53	82
Fumbles: No.-Lost	1-1	3-1
Penalties: No.-Yards	5-44	4-55
Punts-Yards	3-123	3-144
Avg. Yards Per Punt	41.0	48.0
Punt Returns: No.-Yards	3-66	1-12
Kickoff Returns: No.-Yards	6-145	3-63
Interceptions: No.-Yards	1-(-3)	0-0
Possession Time	22:01	37:59
Third Down Conversions	3-10	8-19
Fourth Down Conversions	1-2	3-4
Red Zone Scores-Chances	1-2	5-5
Sacks By: No.-Yards	3-22	3-18
PAT Kicks	3-3	1-1
Field Goals	0-2	3-3

INDIVIDUAL STATISTICS

RUSHING: SC: C. Shaw 10-96; Miles 5-1; Thompson 2-(-12). **UM:** Robinson 23-100; Gardner 12-24; Dileo 1-7; Smith 6-6; Simmons 1-4; Hayes 2-0.

PASSING: SC: C. Shaw 18-26-0-224; Thompson 7-10-0-117. **UM:** Gardner 18-36-1-214; Robinson 0-1-0-0.

RECEIVING: SC: Sanders 9-92; Miles 4-22; Jones 3-78; Byrd 2-63; Ellington 2-36; Carson 2-1; Cunningham 1-37; Anderson 1-7; Davis 1-5. **UM:** Gallon 9-145; Roundtree 3-27; Dileo 3-22; Smith 1-9; Robinson 1-7; Funchess 1-4.

PUNT RETURNS: SC: A. Sanders 3-66. **UM:** Dileo 1-12.

KICKOFF RETURNS: SC: Auguste 2-56; Ellington 2-51; Rhodes 1-22; Sanders 1-16. **UM:** Norfleet 1-32; Dileo 1-20; Gallon 1-11.

INTERCEPTION RETURNS: SC: Legree 1-(-3). **UM:** None.

TACKLE LEADERS: SC: Swearinger 9; Wilson 9; Hampton 6; Taylor 5. **UM:** Gordon 6, Ryan 4, 5 players tied with 3.



2012 CAPITAL ONE BOWL

Carolina 30, Nebraska 13



January 2, 2012
Florida Citrus Bowl Stadium
Orlando, Fla.
61,351



ORLANDO, FLA. – No. 10/9 South Carolina wrapped up one of the most successful seasons in school history with a 30-13 victory over No. 21/20 Nebraska in the Capital One Bowl.

With the win, Carolina became the first team in school history to reach 11 wins.

Junior receiver Alshon Jeffery played a key role in leading Carolina to its record-setting win and made a little history of his own. Jeffery finished the day with four receptions for 148 yards and a touchdown on his way to earning bowl MVP honors.

Gamecock quarterback Connor Shaw had a stellar end to his sophomore campaign, completing 11-of-17 passes for 230 yards and two touchdowns. He added 42 yards and one touchdown on the ground. Junior running back Kenny Miles finished with 67 yards and a touchdown on 15 carries and had two receptions for 13 yards and a score.

The Gamecock defense delivered another solid performance, holding Nebraska to 253 yards of total offense with just 64 yards allowed in the second half. Carolina tied a season-high with six sacks on the day, including two from freshman Jadeveon Clowney and 1.5 from senior Melvin Ingram. Junior D.J. Swearinger and senior Antonio Allen led the way with seven tackles apiece.

The Cornhuskers (9-4) struck first. On Nebraska's third play from scrimmage, quarterback Taylor Martinez found Kenny Bell for a 30-yard touchdown strike. However, Travian Robertson blocked the extra point and Stephon Gilmore returned it for two points to make it 6-2.


Bruce Ellington gave Carolina excellent field position on the ensuing possession with a 45-yard kickoff return. A 24-yard run by Miles set up the Gamecocks deep in Nebraska territory. Shaw capped the drive on fourth and goal by punching it in from a yard out, giving Carolina a 9-6 advantage.

Nebraska answered with an eight-play, 60-yard scoring drive, aided by a Carolina drive-extending penalty, to regain the lead. Ameer Abdullah finished off the drive with a 1-yard touchdown run to give the Cornhuskers a 13-9 lead.

Stephon Gilmore gave the Gamecocks one more chance to score before halftime by intercepting a Martinez pass at the Gamecock 26. With seven seconds until intermission from the Carolina 49, Shaw rolled right and heaved it downfield where Jeffery leaped over a defender, came down with the ball and dove into the end zone for a 16-13 lead heading into the locker room.

The Gamecocks pushed their lead to 23-13 early in the fourth quarter with a five-play, 41-yard scoring drive. Shaw hooked up with Ace Sanders for a 23-yard pass play on third and 18 to move the ball to the Nebraska 11. Two plays later, Shaw found a wide-open Miles for a 9-yard touchdown pass.

Miles added a 3-yard touchdown run with 3:05 left in the game.



Nebraska	13	0	0	0	13
South Carolina	9	7	0	14	30

SCORING SUMMARY

1st	11:58	NU	Bell 30-yard pass from Martinez (Maher kick blocked) (3-46-0:56)	0-6
	11:58	SC	Gilmore PAT return	2-6
	6:04	SC	Shaw 1-yard run (Wooten kick) (11-55-5:46)	9-6
	3:33	NU	Ameer 1-yard run (Maher kick) (8-60-2:31)	9-13
2nd	0:00	SC	Jeffery 51-yard pass from Shaw (Wooten kick) (3-71-0:38)	16-13
4th	12:25	SC	Miles 9-yard pass from Shaw (Wooten kick) (5-41-2:26)	23-13
	3:05	SC	Miles 3-yard run (Wooten kick) (13-71-6:20)	30-13

TEAM STATISTICS

	NU	SC
First Downs	17	16
Rushing	8	7
Passing	7	8
Penalty	2	1
Net Yards Rushing	137	121
Rushing Attempts	46	40
Net Yards Passing	116	230
Cmp.-Att.-Int.	10-16-1	11-17-0
Total Offense Yards	253	351
Total Offense Plays	62	57
Fumbles: No.-Lost	1-1	1-0
Penalties: No.-Yards	10-58	6-66
Punts-Yards	5-197	5-197
Avg. Yards Per Punt	39.4	39.4
Punt Returns: No.-Yards	1-(-1)	2-19
Kickoff Returns: No.-Yards	3-58	2-73
Interceptions: No.-Yards	0-0	1-3
Possession Time	30:49	29:11
Third Down Conversions	3-13	4-13
Fourth Down Conversions	1-1	3-3
Red Zone Scores-Chances	1-3	3-4
Sacks By: No.-Yards	4-31	6-41
PAT Kicks	1-2	4-4
Field Goals	0-1	0-1

INDIVIDUAL STATISTICS

RUSHING: NU: Burkhead 23-89; Martinez 16-37; Bell 1-14; Marlowe 1-6; Abdullah 4-(-1); Reed 1-(-8). **SC:** Miles 15-67; C. Shaw 19-42; A. Sanders 3-15; Byrd 1-3; Team 2-(-6).

PASSING: NU: Martinez 10-16-1-116. **SC:** C. Shaw 11-17-0-230.

RECEIVING: NU: Burkhead 5-35; Bell 3-53; Cotton 1-22; Legate 1-6. **SC:** A. Jeffery 4-148; A. Sanders 3-45; Miles 2-13; Anderson 1-21; Cunningham 1-3.

PUNT RETURNS: NU: Abdullah 1-(-1). **SC:** A. Sanders 2-13.

KICKOFF RETURNS: NU: Abdullah 2-44; Whaley 1-14. **SC:** Ellington 2-73.

INTERCEPTION RETURNS: NU: None. **SC:** Gilmore 1-3.

TACKLE LEADERS: NU: David 11; Stafford 5; Meredith 5; Compton 5. **SC:** Swearinger 7; Allen 7; Paulk 5; Gilmore 5; Taylor 5.

2010 CHICK-FIL-A BOWL

Florida State 26, Carolina 17



December 31, 2010
Georgia Dome
Atlanta, Ga.
72,217



ATLANTA, GA.—EJ Manuel threw a fourth-quarter touchdown pass to stop a South Carolina rally and lead Florida State to a 26-17 victory in the Chick-fil-A Bowl.

Manuel took over after senior quarterback Christian Ponder left early in the second quarter with a concussion. The sophomore appears ready to assume the starting role next season.

Manuel completed 11-of-15 passes for 84 yards and a touchdown and had seven carries for 46 yards.

He was 7-for-7 passing on the fourth-quarter touchdown drive.

Dustin Hopkins kicked four field goals for the No. 23 Seminoles (10-4), who reached 10 victories for the first time since 2003. Hopkins tied his own school record for a bowl, and the four field goals also matched the Chick-fil-A Bowl record.

No. 19 South Carolina (9-5), which was seeking its first 10-win season since 1984, lost star running back Marcus Lattimore when he was hit hard on the Gamecocks' first drive. Coach Steve Spurrier's team also committed five turnovers.

"We had (414) yards," Spurrier said. "It wasn't a terrible offensive performance. It was just the turnovers that hurt us."

"Stephen struggled early and then he made some pretty decent throws in the second half," Spurrier said. "It looked like we had a chance to get back in the game."

Garcia recovered to lead two long touchdown drives that trimmed Florida State's lead to 19-17 before Manuel answered with the seven-yard scoring pass to Taiwan Easterling.

"Man, I was so happy," Manuel said. "We weren't moving the ball like we wanted to. We weren't getting touchdowns. We were getting field goals instead."


Florida State cornerback Greg Reid, whose hits caused the fumbles by Lattimore and Jeffery, deflected a fourth-down pass by Garcia with 3:23 remaining to end the Gamecocks' last hope.

Garcia completed 19 of 34 passes for 243 yards and also scored on a nifty play in the third. On a third-down play from the Florida State three, Garcia threw a screen pass to Ace Sanders, who threw back across the field to Garcia alone in the right side of the end zone.

The Seminoles answered with Hopkins' fourth field goal, from 45 yards, to push the lead to nine. Hopkins also kicked four field goals in the Seminoles' Gator Bowl win over West Virginia.

Garcia responded by leading a 79-yard drive, capped by Brian Maddox's seven-yard TD run. Garcia helped set up the score with a 29-yard pass to Jeffery.

Reid's hit on Lattimore knocked the freshman out of the game with an injury announced as a cut to his mouth. Spurrier said after the game that Lattimore also had "a little bit of a concussion" and was taken to a hospital for stitches.



South Carolina	0	3	7	7	17
Florida State	6	7	6	7	26

SCORING SUMMARY

1st	8:08	FSU	Hopkins 29-yard field goal (9-18-4:03)	0-3
	2:42	FSU	Hopkins 48-yard field goal (4-(-3)-1:37)	0-6
2nd	1:02	FSU	Thompson 27-yard run (Hopkins kick) (4-59-1:16)	0-13
	0:00	SC	Lanning 40-yard field goal (9-57-1:02)	3-13
3rd	10:38	FSU	Hopkins 35-yard field goal (9-61-4:18)	3-16
	3:49	SC	Garcia 3-yard pass from Sanders (Lanning kick) (10-92-3:34)	10-16
	0:09	FSU	Hopkins 45-yard field goal (4-3-1:30)	10-19
4th	11:56	SC	Maddox 7-yard run (Lanning kick) (7-79-3:07)	17-19
	5:27	FSU	Easterling 7-yard pass from Manuel (Hopkins kick) (13-63-6:22)	17-26

TEAM STATISTICS

	SC	FSU
First Downs	22	18
Rushing	9	12
Passing	11	5
Penalty	2	1
Net Yards Rushing	139	218
Rushing Attempts	32	45
Net Yards Passing	275	90
Cmp-Att-Int.	21-36-3	12-21-1
Total Offense Yards	414	308
Total Offense Plays	68	66
Fumbles: No.-Lost	2-2	3-0
Penalties: No.-Yards	5-58	6-50
Punts-Yards	2-87	3-153
Avg. Yards Per Punt	43.5	51.0
Punt Returns: No.-Yards	2-3	2-53
Kickoff Returns: No.-Yards	2-38	3-62
Interceptions: No.-Yards	1-8	3-4
Possession Time	26:32	33:28
Third Down Conversions	7-14	6-14
Fourth Down Conversions	1-3	0-1
Red Zone Scores-Chances	2-3	3-5
Sacks By: No.-Yards	2-9	2-11
PAT Kicks	2-2	2-2
Field Goals	1-1	4-4

INDIVIDUAL STATISTICS

RUSHING: SC: Miles 10-70; Maddox 12-53; Garcia 8-14; Gilmore 1-3; Lattimore 1-(-1). **FSU:** Thompson 25-147; Manuel 7-46; Pryor 2-10; Jones 4-7; Thomas 1-6; Ponder 5-3; TEAM 1-(-1).

PASSING: SC: Garcia 19-34-3-243; Sanders 1-1-0-3; Gilmore 1-1-0-29. **FSU:** Manuel 11-15-0-84; Ponder 1-5-0-6; Reed 0-1-1-0.

RECEIVING: SC: Jeffery 9-130; Lattimore 3-48; Gurley 2-49; Maddox 2-16; Moore 2-4; Sanders 1-16; Barnes 1-9; Garcia 1-3. **FSU:** Reed 2-25; Thompson 2-17; Haulstead 2-14; Easterling 2-10; Pryor 2-7; Smith 1-12; Little 1-5.

PUNT RETURNS: SC: Sanders 2-3. **FSU:** Reid 2-53.

KICKOFF RETURNS: SC: Sherman 2-38. **FSU:** Joyner 2-44; Reid 1-18.

INTERCEPTION RETURNS: SC: Gilmore 1-8. **FSU:** Smith 1-4; Harris 1-0; Rhodes 1-0.

TACKLE LEADERS: SC: Gilmore 8; Q. Smith 8; Holloman 8; Taylor 7; Auguste 7. **FSU:** Jenkins 8; Moody 7; White 6; K. Smith 6; McLeod 6.



2010 PAPAJOHNS.COM BOWL

Connecticut 20, Carolina 7



January 2, 2010
Legion Field
Birmingham, Alabama
45,254



BIRMINGHAM, ALA. —Andre Dixon rushed for 126 yards and a touchdown en route to MVP honors and resilient Connecticut (8-5) ended a trying season with a 20-7 victory over the South Carolina Gamecocks (7-6) in the Papajohns.com Bowl.

Carolina quarterback Stephen Garcia completed just 16 of 38 passes for 129 yards while gaining 56 yards on 15 carries. He lost a fumble, was intercepted once and didn't get much help. An emotional Garcia called the Gamecocks' performance "very disappointing."

UConn had a pristine performance, with zero penalties. Linebacker Lawrence Wilson called it "the most complete game we've played all year."

The Gamecocks avoided their first shutout in three seasons on Brian Maddox's 2-yard touchdown run with 3:24 left. Their only other possession ending in UConn territory resulted in a botched field goal attempt.

The Gamecocks' effort was marred by dropped passes, a missed interception and costly penalties that kept a mostly garnet-and-black clad crowd subdued — and steadily shrinking by the fourth quarter.

Leading receiver Alshon Jeffery was held to three catches for 28 yards, all in the first half. Tailback Kenny Miles had just six carries for 24 yards.

Dixon's 10-yard touchdown with 13:12 left effectively put the game away. Jesse Simpson had set the Huskies up at the Gamecocks' 29-yard line by forcing Garcia to fumble, knocking it away from behind at the end of a run.


A South Carolina team that pounded Clemson with 58 runs in a win to finish the regular season finished with 26 rushes for 76 yards.

UConn jumped ahead 13-0. Kashif Moore snagged the ball one-handed down the right sideline for a 37-yard touchdown catch from Zach Frazer in the first quarter. Dave Teggart then hit field goals of 33 and 44 yards. The first kick was set up when Garcia was stopped on a sneak on fourth-and-1 from South Carolina's 32.

South Carolina didn't even manage its initial first down until midway through the second quarter, and that took Garcia converting a third-and-16.

South Carolina's sloppy play continued into the second half. Running into the kicker and roughing the passer calls helped UConn keep its first drive alive for more than seven minutes, though it ended with a fumble.

Then, cornerback Akeem Auguste dropped an easy interception with nothing between him and the end zone.



South Carolina	0	0	0	7	7
Connecticut	10	3	0	7	20

SCORING SUMMARY

1st	6:37	UC	K. Moore 37-yard pass from Frazer (Teggart kick) (9-66-4:14)	0-7
	3:35	UC	Teggart 33-yard field goal (5-16-1:21)	0-10
2nd	8:56	UC	Teggart 44-yard field goal (10-40-4:10)	0-13
4th	13:12	UC	Dixon 10-yard run (Teggart kick) (9-35-3:53)	0-20
	3:24	SC	Maddox 2-yard run (Lanning kick) (2-40-0:37)	7-20

TEAM STATISTICS

	SC	UC
First Downs	12	17
Rushing	6	10
Passing	6	5
Penalty	0	2
Net Yards Rushing	76	146
Rushing Attempts	26	48
Net Yards Passing	129	107
Cmp.-Att.-Int.	16-38-1	9-22-0
Total Offense Yards	205	253
Total Offense Plays	64	70
Fumbles: No.-Lost	1-1	1-1
Penalties: No.-Yards	4-41	0-0
Punts-Yards	7-296	6-223
Avg. Yards Per Punt	42.3	37.2
Punt Returns: No.-Yards	2-4	6-43
Kickoff Returns: No.-Yards	5-93	2-39
Interceptions: No.-Yards	0-0	1-0
Possession Time	24:32	35:28
Third Down Conversions	3-15	9-19
Fourth Down Conversions	2-5	0-0
Red Zone Scores-Chances	1-1	2-3
Sacks By: No.-Yards	1-8	3-25
PAT Kicks	1-1	2-2
Field Goals	0-0	2-2

INDIVIDUAL STATISTICS

RUSHING: SC: Garcia 15-56; Miles 6-24; Sherman 2-3; Maddox 2-2; Flint 1-(-9). **UC:** Dixon 33-126; Todman 9-36; K. Moore 1-1; Team 3-(-4); Frazer 2-(-13).

PASSING: SC: Garcia 16-38-1-129. **UC:** Frazer 9-21-0-107; Todman 0-1-0-0.

RECEIVING: SC: Miles 4-23; Jeffery 3-28; Gurley 3-14; Barnes 2-21; Saunders 2-(-7); Moore 1-38; Brown 1-12. **UC:** Easley 4-40; K. Moore 2-40; I. Moore 2-26; Todman 1-1.

PUNT RETURNS: SC: Gilmore 2-4. **UC:** McClain 6-43.

KICKOFF RETURNS: SC: Sherman 5-93. **UC:** Todman 1-30; Molina 1-9.

INTERCEPTION RETURNS: SC: None. **UC:** Vaughn 1-0.

TACKLE LEADERS: SC: Norwood 10; Ajiboye 10; Wilson 7; Allen 6. **UC:** Lutrus 9; Martin 6; Joseph 5.



2009 OUTBACK BOWL

Iowa 31, Carolina 10



January 1, 2009
aymond James Stadium
Tampa, Florida
55,117



TAMPA, FLA. – Shonn Greene, the Big Ten's most valuable player, rushed for 121 yards and three touchdowns Thursday, helping the Hawkeyes trounce South Carolina 31-10 in the Outback Bowl.

Greene ran for more than 100 yards in all 13 of Iowa's games and scored in all but one. He finished with school single-season records of 1,850 yards and 20 TDs.

Iowa (9-4) won for the sixth time in seven games since losing three straight to fall to 3-3. South Carolina (7-6) lost three straight down the stretch while being outscored 118-30.

Greene scored on a pair of 1-yard runs to help Iowa build a 21-0 halftime lead, then added an 11-yarder to make it 31-0 late in the third quarter. South Carolina scored on Chris Smelley's 10-yard TD pass to Jared Cook and Ryan Succop's 48-yard field goal in the fourth quarter.

After struggling offensively in lopsided losses to Florida and Clemson, Gamecocks coach Steve Spurrier decided to start quarterback Stephen Garcia, a highly regarded redshirt freshman from Tampa who was the centerpiece of his recruiting class in 2007.

But Garcia turned the ball over four times in the first half and was replaced by Smelley after going 9-for-18 for 79 yards and three interceptions.

The 20-year-old's homecoming turned sour in a hurry. His first pass was intercepted and returned 29 yards set up an Iowa touchdown, then the dual-threat quarterback fumbled on his first run to give the Gamecocks turnovers on two of their first four offensive plays.

The next two South Carolina possessions ended with interceptions. After Bradley Fletcher picked off Garcia in the end zone, Iowa drove 80 yards to take a 21-0 lead on Greene's second touchdown.

Ricky Stanzi was intercepted twice before halftime, but neither mistake really hurt the Hawkeyes. Iowa was trying to turn Stanzi's third interception into a quick TD when South Carolina's Chris Culliver made a leaping pick in the end zone.

Smelley, who started nine games for South Carolina this season, replaced Garcia at the start of the second half. Moe Brown fumbled on the quarterback's first completion to set up an Iowa field goal, but the Gamecocks did have some success moving the ball the rest of the game.

Stanzi was 13-for-19 for 148 yards, including a 6-yard TD throw to Trey Stross on the first drive of the game. Smelley finished 16-of-31 for 174 yards and no interceptions.



South Carolina	0	0	0	10	10
Iowa	14	7	10	0	31

SCORING SUMMARY

1st	7:39	UI	Stross 6-yard pass from Stanzi (Murray kick) (13-64-7:21)	0-7
	4:41	UI	Greene 1-yard run (Murray kick) (5-18-1:58)	0-14
2nd	8:09	UI	Greene 1-yard run (Murray kick) (9-80-4:59)	0-21
3rd	9:09	UI	Murray 18-yard field goal (10-42-5:28)	0-24
	0:04	UI	Greene 11-yard run (Murray kick) (9-66-4:56)	0-31
4th	13:35	SC	J. Cook 10-yard pass from Smelley (Succop kick) (6-68-1:29)	7-31
	2:02	SC	Succop 48-yard field goal (10-54-2:37)	10-31

TEAM STATISTICS

	SC	UI
First Downs	17	22
Net Yards Rushing	43	181
Rushing Attempts	14	47
Net Yards Passing	270	147
Cmp.-Att.-Int.	26-50-3	13-19-2
Total Offense Yards	313	328
Total Offense Plays	64	66
Fumbles: No.-Lost	2-2	2-1
Penalties: No.-Yards	10-100	6-50
Punts-Yards	2-85	2-88
Avg. Yards Per Punt	42.5	44.0
Punt Returns: No.-Yards	1-5	0-0
Kickoff Returns: No.-Yards	6-125	3-44
Interceptions: No.-Yards	2-0	3-74
Possession Time	24:06	35:54
Third Down Conversions	5-11	8-12
Fourth Down Conversions	1-2	0-0
Red Zone Scores-Chances	1-1	5-5
Sacks By: No.-Yards	1-11	1-3
Field Goals	1-2	1-2

INDIVIDUAL STATISTICS

RUSHING: SC: Garcia 5-25; Maddox 3-17; M. Davis 3-2; Baker 3-(-1). **UI:** Greene 29-121; Hampton 12-54; Stanzi 4-6; Oberland 1-5; Brodell 1-(-5).

PASSING: SC: Smelley 16-31-0-179; Garcia 9-18-3-79; McKinley 1-1-0-12. **UI:** Stanzi 13-19-2-147.

RECEIVING: SC: McKinley 6-86; J. Barnes 5-40; M. Davis 3-26; M. Brown 3-23; J. Cook 2-23; Wallace 2-10; Baker 1-42; Kingrey 1-9; Maddox 1-6; Saunders 1-6; DiMarco 1-(-1). **UI:** Myers 4-49; Moeaki 3-43; Brodell 3-27; Johnson-Koulianos 1-18; Stross 1-6; Morse 1-4.

PUNT RETURNS: SC: Culliver 1-5. **UI:** None.

KICKOFF RETURNS: SC: Culliver 5-112; Freeman 1-13. **UI:** Hampton 1-31; Johnson-Koulianos 1-13.

INTERCEPTION RETURNS: SC: Brinkley 1-0. **UI:** Sash 2-74; Fletcher 1-0.

TACKLE LEADERS: SC: J. Brinkley 11; Norwood 9; Culliver 7; Munnerlyn 4; Stewart 4. **UI:** Angerer 6; Sash 4; Kroul 4; Hunter 4; Fletcher 4; Tarpinian 4.



2006 LIBERTY BOWL

Carolina 44, Houston 36



December 29, 2006
Liberty Bowl Stadium
Memphis, Tennessee
56,103



MEMPHIS, TENN.

– Steve Spurrier's offense was humming along in the first half, but the Carolina defense was doing nothing to stop Houston.

In the final 30 minutes, Spurrier's Gamecocks got a little D to go with their O.

Defensive end Jordan Lindsey came up with two turnovers for a defense that made the stops that mattered most, and South Carolina beat Houston 44-36 in the Liberty Bowl on Friday for its first bowl victory under Spurrier.

Blake Mitchell tied a bowl record by throwing four touchdown passes, Cory Boyd ran for two more TDs as the Gamecocks (8-5) finished Spurrier's second season with their best record since 2001.

Kevin Kolb, making his 50th start at quarterback for Houston (10-4) finished 26-of-39 for 386 yards and three touchdowns.

Houston led 28-27 at the half - a Liberty Bowl record for points in a half - but South Carolina held the Cougars to 63 yards in the third quarter when the Gamecocks took control. They sacked Kolb three times, forced two turnovers and stopped the Cougars twice on fourth down in the fourth quarter.

The teams combined for 588 yards in the first half, much of it just before halftime. The second quarter took 61 minutes, and a game that was tied at 7 went haywire. In the final three minutes of the half, four TDs were scored in a span 12 plays - the last a 77-yard TD catch by Houston's Vincent Marshall with 11 seconds left.


The Cougars didn't score in the second half until Jackie Battle ran in from 3 yards out with 5:42 left. The 2-point conversion cut South Carolina's lead to 44-36.

Houston outgained South Carolina 527-512, but the Cougars managed only 200 in the second half.

With a pair of coaches known for their offensive ingenuity, this had a little of everything: four TDs in a span of 12 plays, a flea flicker for an interception, a punt on fourth-and-goal, a halfback pass and an option by Houston when backed up against its own goal line.

Ryan Succop kicked a 45-yard field goal into winds gusting up to 20 mph on the Gamecocks' opening drive of the second half to put Carolina ahead to stay at 30-28. Mitchell padded the lead with a pair of 43-yard TD passes to Kenny McKinley, the last with 7:39 to go for a 44-28 lead. Mitchell, the game's MVP, was 19-of-29 for 323 yards.

Houston ruined its best scoring chance on the drive after Succop's kick. In the shotgun on third-and-goal at the 8, a bad snap went wide right of Kolb, who tried to chase down the ball and kicked it out of bounds for a penalty. That forced Houston to punt from midfield after having first-and-goal.



South Carolina	7	20	3	14	44
Houston	7	21	0	8	36

SCORING SUMMARY

1st	12:59	UH	Marshall 32-yard pass from Kolb (Bell kick) (6-80-2:01)	0-7
	2:09	SC	C. Boyd 2-yard run (Succop kick) (9-51-3:45)	7-7
2nd	10:47	SC	Pavlovic 1-yard pass from Mitchell (kick failed) (6-64-2:24)	13-7
	6:12	UH	Hafner 4-yard pass from Kolb (Bell kick) (12-80-4:35)	13-14
	2:53	SC	Rice 19-yard pass from Mitchell (Succop kick) (1-19-0:13)	20-14
	2:09	UH	Battle 42-yard run (Bell kick) (3-50-0:44); 2:09	20-21
	0:42	SC	C. Boyd 9-yard run (Succop kick) (7-65-1:27)	27-21
	0:11	UH	Marshall 77-yard pass from Kolb (Bell kick) (1-77-0:31)	27-28
3rd	9:55	SC	Succop 45-yard field goal (12-52-5:05)	30-28
4th	12:15	SC	McKinley 43-yard pass from Mitchell (Succop kick) (6-78-2:22)	37-28
	7:39	SC	McKinley 43-yard pass from Mitchell (Succop kick) (3-50-1:52)	44-28
	5:42	UH	Battle 3-yard run (Alridge run) (6-55-1:57)	44-36

TEAM STATISTICS

	SC	UH
First Downs	25	27
Net Yards Rushing	189	135
Rushing Attempts	41	33
Net Yards Passing	323	392
Cmp.-Att.-Int.	19-29-1	27-40-1
Total Offense Yards	512	527
Total Offense Plays	70	73
Fumbles: No.-Lost	1-0	2-1
Penalties: No.-Yards	9-93	4-40
Punts-Yards	2-90	3-127
Punt Average	45.0	42.3
Punt Returns: No.-Yards	1-11	1-11
Kickoff Returns: No.-Yards	4-67	3-86
Interceptions: No.-Yards	1-6	1-0
Possession Time	33:19	26:41
Third Down Conversions	6-12	7-13
Fourth Down Conversions	1-2	2-4
Sacks By: No.-Yards	3-18	3-12
Field Goals	1-2	0-0

INDIVIDUAL STATISTICS

RUSHING: SC: C. Boyd 18-94; Davis 14-72; Mitchell 8-22; Whiteside 1-1. **UH:** Battle 11-85; Alridge 10-55; Pope 3-27; Otis 1-0; Kolb 7-(-5); Team 1-(-27).

PASSING: SC: Mitchell 19-29-1-323. **UH:** Kolb 26-39-1-386; Alridge 1-1-0-6.

RECEIVING: SC: Rice 8-139; C. Boyd 4-45; McKinley 3-112; Stafford 2-19; Newton 1-7; Pavlovic 1-1. **UH:** Marshall 9-201; Avery 7-72; Ealy 3-48; McDaniel 3-0; Harvey 2-33; Hafner 2-14; Alridge 1-24.

PUNT RETURNS: SC: McKinley 1-11. **UH:** Marshall 1-11.

KICKOFF RETURNS: SC: Munnerlyn 2-53; Boyd 1-14; Shackleford 1-0. **UH:** Marshall 2-67; Alridge 1-19.

INTERCEPTION RETURNS: SC: J. Lindsey 1-6. **UH:** Gaston 1-0.

TACKLE LEADERS: SC: J. Brinkley 11; Bennett 6; Four players tied with 5. **UH:** Gulley 12; Miller 9; Fontenette 8; Hunt 7; Pree 6.

2005 INDEPENDENCE BOWL

Missouri 38, Carolina 31



December 30, 2005
Independence Stadium
Shreveport, Louisiana
41,332



SHREVEPORT, LA.

– South Carolina's game plan of keeping Brad Smith in check worked great - for a half, anyway.

Then, the Missouri quarterback broke loose, rushing for three touchdowns - including a 1-yarder in the final minutes - and passing for another to rally the Tigers for a 38-31 victory in the Independence Bowl.

Smith accounted for 431 yards of Missouri's 504 yards as the Tigers staged their biggest comeback of the year.

Missouri (6-6) trailed 21-0 after the first quarter as Steve Spurrier's Gamecocks dominated the first half. South Carolina (7-5) outgained Missouri 312 yards to 174 in the first half and held the football almost 11 minutes longer (20:02-9:58)

Mizzou didn't convert a third down until the final 58 seconds of the half.

Smith completed 21 of 37 passes for 282 yards, with one touchdown and an interception. He passed for 200 or more yards for the 18th time. He also ran for 150 yards and three TDs on 21 carries.

The Gamecocks needed less than 3 minutes to go 80 yards for their first score. Blake Mitchell's 23-yard pass to Sidney Rice put Carolina up 7-0. Rice finished with 12 receptions for 191 yards.

Tony Temple fumbled on Missouri's first play and South Carolina's Ricardo Hurley scooped up the ball. Four plays later Mike Davis, who ran for 125 yards on 18 carries, scored on a 5-yard run for a 14-0 lead.

The Gamecocks' third scoring drive covered 69 yards in 1:59. This time Mitchell, who completed 20 of 38 passes for 266 yards, hit Carson Askins with a 20-yard scoring pass to make it 21-0. Mitchell passed for two touchdowns, and was intercepted three times.

Marcus King gave Missouri its first points, grabbing Mitchell's pass at the goal line and returning it 99 yards to make it 21-7.


After Davis' 2-yard TD run gave the Gamecocks a 28-7 lead, Missouri staged its first long drive of the game. The Tigers went 77 yards and Smith hit Chase Coffman with a 5-yard touchdown pass to make it 28-14 at halftime. Coffman finished with eight catches for 99 yards.

Smith pulled Mizzou to 28-21 with a 31-yard run with 2:41 left in the third.

Another apparent Missouri TD was nullified by a 15-yard penalty. Smith finally got the score on a 4-yard run that tied the score at 28 early in the fourth quarter.

Crossett kicked a 50-yard field goal to put the Tigers up 31-28, but Josh Brown countered with a 30 yarder that tied it at 31-all.

Then, with 2:13 remaining, Smith sealed the Missouri win with a 1-yard TD run.



South Carolina	21	7	0	3	31
Missouri	0	14	7	17	38

SCORING SUMMARY

1st	12:07	SC	Rice 23-yard pass from Mitchell (Brown kick) (7-80-2:53)	7-0
	9:37	SC	Davis 5-yard run (Brown kick) (4-20-2:20)	14-0
	7:11	SC	Askins 20-yard pass from Mitchell (Brown kick) (5-69-1:59)	21-0
2nd	6:49	MU	King 99-yard interception return (Crossett kick)	21-7
	4:28	SC	Davis 2-yard run (Brown kick) (7-64-2:21)	28-7
	0:20	MU	Coffman 5-yard pass from Smith (Crossett kick) (8-77-1:33)	28-14
3rd	2:41	MU	Smith 31-yard run (Crossett kick) (7-85-2:15)	28-21
4th	14:22	MU	Smith 4-yard run (Crossett kick) (8-39-2:12)	28-28
	10:14	MU	Crossett 50-yard field goal (8-7-2:44)	28-31
	4:16	SC	Brown 30-yard field goal (13-57-5:58)	31-31
	2:13	MU	Smith 1-yard run (Crossett kick) (5-77-2:03)	31-38

TEAM STATISTICS

	SC	MU
First Downs	21	21
Net Yards Rushing	142	203
Rushing Attempts	32	40
Net Yards Passing	266	301
Cmp.-Att.-Int.	20-38-3	23-43-1
Total Offense Yards	408	504
Total Offense Plays	70	83
Fumbles: No.-Lost	1-0	1-1
Penalties: No.-Yards	5-52	8-87
Punts-Yards	6-240	5-229
Punt Average	40.0	45.8
Punt Returns: No.-Yards	3-29	1-0
Kickoff Returns: No.-Yards	6-177	2-38
Interceptions: No.-Yards	1-0	3-103
Possession Time	31:19	28:41
Third Down Conversions	5-13	6-19
Fourth Down Conversions	1-1	4-5
Sacks By: No.-Yards	0-0	1-8
PAT Kick	4-4	5-5
Field Goals	1-1	1-2

INDIVIDUAL STATISTICS

RUSHING: SC: Davis 18-125; Wallace 7-14; Heffner 2-8; Team 1-0; Mitchell 3-(-1); Clark 1-(-4). **MU:** Smith 21-150; Temple 11-29; Kincade 2-12; Jackson 4-7; Daniel 2-5.

PASSING: SC: Mitchell 20-38-3-266. **MU:** Smith 21-37-1-282; Daniel 1-4-0-6; Ekwerekwu 2-1-0-13.

RECEIVING: SC: Rice 12-191; Davis 3-11; Wallace 2-12; Askins 1-20; Clark 1-20; McKinley 1-12. **MU:** Coffman 8-99; Rucker 5-83; Franklin 3-56; Ekwerekwu 3-29; Temple 2-16; Saunders 1-10; Jackson 1-8.

PUNT RETURNS: SC: McKinley 3-29. **MU:** Saunders 1-0.

KICKOFF RETURNS: SC: Thomas 4-127; Joseph 2-50. **MU:** Temple 2-38.

INTERCEPTION RETURNS: SC: J. Lindsey 1-0. **MU:** King 1-99; Terrell 1-4; Ming 1-0.

TACKLE LEADERS: SC: Laury 12; Simpson 9; Joseph 5; T. Davis 5; Lambert 5. **MU:** Bacon 11; Ming 8; Overstreet 7; Moore 6; Christopher 6.



2002 OUTBACK BOWL

Carolina 31, Ohio State 28



January 1, 2002
Raymond James Stadium
Tampa, Florida
66,249



TAMPA, FLA — With the score tied and no time left, South Carolina kicker Daniel Weaver knew his 42-yard field goal attempt wasn't his best effort. So he put his faith in the wind.

The kick barely cleared the crossbar, as No. 14 South Carolina survived with a 31-28 win over No. 22 Ohio State in the Outback Bowl.

Steve Bellisari led Ohio State from a 28-0 deficit to tie the score. But he was intercepted by Sheldon Brown, whose return to Ohio State's 29 with 23 seconds left set up Weaver's game-winning kick.

Phil Petty, the game's MVP, threw for 227 yards and two touchdowns, and Andrew Pinnock scored twice for South Carolina. But none of that mattered when Bellisari finally got the Buckeyes (7-5) going.

He ran for a 2-yard score to close the third quarter, then hit Darrell Sanders with a 16-yard TD pass with 10:18 to go that cut the lead in half.

Bellisari, who was 21-of-35 for 320 yards, then drove Ohio State to the South Carolina 18 but lost the snap. South Carolina linebacker Jeremiah Garrison recovered.

On the next play, Derek Watson fumbled right back to Ohio State's Mike Doss. Three plays later, Jonathan Wells' 1-yard run made it 28-21.

Ohio State got the ball back on its 11 with 3:56 to play. Bellisari went 6-of-6 for 86 yards, tying the game on Sanders' 9-yard catch.

Cie Grant gave the Buckeyes a chance for victory at the end, intercepting Petty with 1:12 left. A celebration penalty backed them up to their 18, but no one at Raymond James Stadium was doubting Bellisari.

However, the long pass was picked off by Brown, whose twisting, cutback 37-yard return gave the Gamecocks hope.


Petty had throws of 9 yards to Watson and 13 to Brian Scott that set up Carolina's first score, a 1-yarder by the 250-pound Pinnock.

On the Gamecocks' next drive, Petty passed to Scott for 30 yards and Pinnock for 9, ending things with Scott's 7-yard grab over freshman safety Dustin Fox to lead 14-0 at the half.

Petty started the third quarter with a 50-yard TD throw to Andrea Gause. Pinnock's 10-yard run made it 28-0 before the fun began.

Ohio State started strongly, forcing three first-quarter punts, including a bowl record 70-yarder by Tyler Dean.

But after Bellisari hit Sanders on a 17-yard pass that was Ohio State's longest play at the time, defensive end George Gause stripped the ball to start the Gamecocks' first touchdown drive.



South Carolina	0	14	14	3	31
Ohio State	0	0	7	21	28

SCORING SUMMARY

2nd	12:37	SC	Pinnock 1-yard run (Weaver kick) (8-36-3:49)	7-0
	6:54	SC	Scott 7-yard pass from Petty (Weaver kick) (9-63-4:07)	14-0
3rd	12:56	SC	Gause 50-yard pass from Petty (kick failed) (6-78-2:04)	21-0
	5:38	SC	Pinnock 10-yard run (Watson pass) (12-93-5:41)	28-0
	0:00	OSU	Bellisari 2-yard run (Nugent kick) (12-77-5:38)	28-7
4th	10:18	OSU	Sanders 16-yard pass from Bellisari (Nugent kick) (7-59-1:54)	28-14
	5:02	OSU	Wells 1-yard run (Nugent kick) (3-23-0:39)	28-21
	1:54	OSU	Sanders 9-yard pass from Bellisari (Nugent kick) (7-89-2:02)	28-28
	0:00	SC	Weaver 42-yard field goal (4-4-0:23)	31-28

TEAM STATISTICS

	SC	OSU
First Downs	17	21
Net Yards Rushing	120	64
Rushing Attempts	36	35
Net Yards Passing	227	324
Cmp.-Att.-Int.	19-37-1	22-37-1
Total Offense Yards	347	388
Total Offense Plays	73	72
Fumbles: No.-Lost	0-0	0-0
Penalties: No.-Yards	8-43	6-40
Punts: No.-Yards	6-286	5-233
Punt Average	47.7	44.6
Possession Time	31:23	28:37
Sacks By: No.-Yards	3-24	3-21

INDIVIDUAL STATISTICS

RUSHING: SC: Brewer 5-61; Pinnock 12-49; Watson 11-27; Jenkins 1-2; Pinkins 1-0; Petty 6-(-19). **OSU:** Wells 19-37; Ross 1-13; Bellisari 11-10; Krenzle 4-4.

PASSING: SC: Petty 19-37-1-227. **OSU:** Bellisari 21-35-1-320; Krenzle 1-2-0-4.

RECEIVING: SC: Scott 7-83; Watson 4-37; Gause 3-72; Brewer 2-17; Pinnock 2-10; Thomas 1-8. **OSU:** Jenkins 8-152; Vance 5-61; Sanders 5-56; Gamble 2-32; Martin 1-19; Hartsock 1-4.

TACKLE LEADERS: SC: Gause 10; Moore 7; Offord 7; Brown 6; Ne-smith 6.



2001 OUTBACK BOWL

Carolina 24, Ohio State 7



January 1, 2001
Raymond James Stadium
Tampa, Florida
65,229




TAMPA, FLA. — South Carolina capped off its amazing turnaround season with an impressive 24-7 win over Ohio State in the 2001 Outback Bowl.

Claiming only the second bowl victory in the program's history, the Gamecocks ended the season 8-4 and ranked No. 19 in the AP rankings and No. 21 in the USA Today/ESPN poll.

Sophomore running back Ryan Brewer had a day to remember. The Troy, Ohio, native, who chose Carolina over his home-state university, dismantled the Buckeyes both on the ground and in the air. Brewer carried the ball 19 times, gaining 109 yards, and caught three passes for another 92 yards. The eventual game MVP was responsible for all of USC's touchdowns, scoring on runs of seven and two yards and a 28-yard TD reception early in the fourth quarter that put the game out of reach.

Also contributing on the offense for USC was quarterback Phil Petty. The junior was 9-of-19 for 175 yards and a touchdown. Jermale Kelly and Brian Scott each caught three passes.

Defensively, the Gamecocks were led by linebacker Kenny Harney who had a total of eight tackles (six unassisted), with two of those going for a loss. True freshman Deandre' Eiland contributed from his free safety position with two interceptions and tackles with three of them adding up to 17 yards of lost yardage for the Buckeyes.



South Carolina	0	3	7	14	24
Ohio State	0	0	0	7	7

SCORING SUMMARY

2nd	12:42	SC	Corse 23-yard field goal (10-47-4:15)	3-0
3rd	10:53	SC	Brewer 7-yard run (Corse kick) (7-28-3:10)	10-0
	3:51	OSU	Gurr 0-yard fumble recovery (Stultz kick) (3-66-1:15)	10-7
4th	14:17	SC	Brewer 28-yard pass from Petty (Corse kick) (4-43-0:54)	17-7
	6:11	SC	Brewer 2-yard run (Corse kick) (12-45-7:10)	24-7

TEAM STATISTICS

	SC	OSU
First Downs	18	16
Rushing	11	8
Passing	7	8
Penalty	0	0
Net Yards Rushing	218	85
Rushing Attempts	51	33
Net Yards Passing	175	173
Cmp.-Att.-Int.	9-19-1	16-28-1
Total Offense Yards	393	258
Total Offense Plays	70	61
Fumbles: No.-Lost	1-0	3-1
Penalties: No.-Yards	7-50	9-65
Punts: No.-Yards	4-187	6-225
Punt Average	46.8	37.5
Punt Returns: No.-Yards	2-18	3-43
Kickoff Returns: No.-Yards	2-33	5-100
Interceptions: No.-Yards	2-0	1-0
Possession Time	33:33	26:27
Third Down Conversions	7-14	3-12
Fourth Down Conversions	0-1	1-2
Sacks By: No.-Yards	4-23	1-9

INDIVIDUAL STATISTICS

RUSHING: SC: Brewer 19-109; Pinnock 11-33; Smith 7-33; Petty 7-23; Alexander 5-11; Scott 1-7; Spikes 1-2. **OSU:** Wells 14-52; Combs 8-25; Rambo 1-7; Bellisari 10-1; Gurr 0-0.

PASSING: SC: Petty 9-19-1-175; Brewer 0-0-0-0. **OSU:** Bellisari 14-25-1-157; Krenzel 2-3-1-16

RECEIVING: SC: Brewer 3-92; Kelly 3-43; Scott 3-40. **OSU:** Sanders 5-47; Rambo 2-65; Westbrook 2-22; Combs 2-6; Wells 2-4; Provitt 1-17; Cheatwood 1-7; Bryant 1-5.

PUNT RETURNS: SC: Brewer 2-18. **OSU:** Clements 3-43.

KICKOFF RETURNS: SC: Alexander 2-33. **OSU:** Clements 3-67; Wells 2-33.

INTERCEPTION RETURNS: SC: Eiland 2-0. **OSU:** Bullard 1-0.

TACKLE LEADERS: SC: Harney 8, Eiland 7; Wadley 6; Edwards 5; Of-ford 5. **OSU:** Clements 6; Nickey 6; Cooper 6; Pickett 6; Bullard 5; Mitchell 5; Doss 5; Collins 5.



1995 CARQUEST BOWL

Carolina 24, West Virginia 21



January 2, 1995
Joe Robbie Stadium
Miami, Florida
50,833



MIAMI, FLA.— The Gamecocks defeated West Virginia 24-21 in the 1995 Carquest Bowl.

South Carolina quarterback Steve Taneyhill threw for one touchdown, ran for another and was named the game's MVP. Brandon Bennett rushed for 100 yards and fullback Stanley Pritchett scored the Gamecocks' final TD with a 1-yard power run.

The win was the first in nine bowl tries for South Carolina (7-5) and the fifth consecutive postseason loss for the Mountaineers (7-6).

Mountaineers tailback Jimmy Gray fumbled on their opening play and six plays later Taneyhill hit Boomer Foster for a 2-yard TD.

Quarterback Chad Johnston was driving West Virginia for a go-ahead score in the third quarter when the ball glanced off Lovett Purnell and was caught by cornerback Ben Washington. His twisting, juking, 42-yard return led to Pritchett's score, and West Virginia couldn't recover.

Still, the Mountaineers trailed by three throughout the final period, twice giving the ball up on downs in the final six minutes.

The Gamecocks had chances to extend the lead, but failed.

They went on a 12-play drive that got to West Virginia's 4, but Taneyhill was sacked and a field goal try was blocked.

Pritchett went on a 28-yard run with 1:14 left and was headed for a score, but fumbled the ball and West Virginia took over on its 3. Johnston, though, was sacked for the sixth time and Carolina's lead was safe.


Up 10-7, Taneyhill ended a 14-play drive just before halftime with his second touchdown run of the season. The junior ducked between two defenders, faked a throw at the line of scrimmage and dived over the top for a 4-yard score.

Reed Morton set a Carquest Bowl record with a 47-yard field goal, giving the Gamecocks a 10-0 lead in the second quarter.

West Virginia tripped itself up several times in the first half. Brooks stopped Kantroy Barber for no gain on fourth-and-2 at the Gamecocks 23. After the Mountaineers recovered Monty Means' fumble on South Carolina's next drive, Vanterpool lost the ball at the end of a 25-yard completion on the next play.

Another West Virginia sequence - this time an eight-play series - ended at South Carolina's 29 when Brooks knocked away a fourth-down pass to Robert Walker in the end zone.

Robert Walker gained 132 yards, including 62 during West Virginia's only scoring drive of the first half. He bounced through the left side for a 24-yard touchdown run to make it 10-7.



South Carolina	7	10	7	0	24
West Virginia	0	7	14	0	21

SCORING SUMMARY

1st	12:34	SC	Foster 2-yard pass from Taneyhill (Morton kick); (6-35-2:16)	7-0
2nd	12:34	SC	Morton 47-yard field goal (7-40-2:07)	10-0
	9:50	WV	Walker 24-yard run (Baumann kick) (5-67-2:44)	10-7
	2:36	SC	Taneyhill 4-yard run (Morton kick) (13-66-7:14)	17-7
3rd	11:09	WV	Purnell 6-yard pass from Johnston (Baumann kick) (4-45-2:08)	17-14
	2:40	SC	Pritchett 1-yard run (Morton kick) (7-49-3:15)	24-14
	0:34	WV	Purnell 7-yard pass from Johnston (Baumann kick) (7-70-1:56)	24-21

TEAM STATISTICS

	SC	WV
First Downs	21	16
Rushing	11	7
Passing	8	9
Penalty	2	0
Net Yards Rushing	148	150
Rushing Attempts	41	32
Net Yards Passing	227	240
Cmp.-Att.-Int.	26-36-0	19-32-1
Total Offense Yards	375	390
Total Offense Plays	77	64
Fumbles: No.-Lost	6-2	3-2
Punts: No.-Yards	4-141	2-108
Punt Average	35.2	54.0
Penalties: No.-Yards	6-38	7-55
Punt Returns: No.-Yards	1-4	3-51
Kickoff Returns: No.-Yards	2-64	4-98
Possession Time	35:26	24:34
Third Down Conversions	9-17	3-10
Fourth Down Conversion	1-2	1-4
Sacks By: No.-Yards	6-23	4-50
PAT Kicks	3-3	3-3
Field Goals	1-2	0-0

INDIVIDUAL STATISTICS

RUSHING: SC: Bennett 14-100; Pritchett 13-53; Bridges 2-13; Reddick 1-4; Troop 1-1; Taneyhill 9-(-11); Robinson 1-(-12). **WV:** Walker 16-132; Barber 6-14; Gary 3-5; Johnston 7-(-1).

PASSING: SC: Taneyhill 26-36-0-227. **WV:** Johnston 19-32-1-240.

RECEIVING: SC: Nicklow 7-51; Pritchett 5-56; Bennett 4-16; Harris 2-20; Owens 2-19; Reddick 2-10; Robinson 1-44; Means 1-8; Foster 1-2; Cates 1-1. **WV:** Abraham 7-107; Purnell 5-66; Vanterpool 4-62; Barber 2-5; Gary 1-0.

PUNT RETURNS: SC: Cates 1-4. **WV:** Logan 3-51.

KICKOFF RETURNS: SC: Bennett 2-64. **WV:** Vanterpool 3-72; Logan 1-26.

INTERCEPTION RETURNS: SC: Washington 1-42. **WV:** None.

TACKLE LEADERS: SC: Bell 6; Nealy 5; Washington 5; Smith 5; Sullivan 5. **WV:** Thomas 11; Washington 10; Emanuel 10.

1988 LIBERTY BOWL

Indiana 34, Carolina 10



December 28, 1988
Liberty Bowl Stadium
Memphis, Tennessee
39,210



MEMPHIS, TENN.— Dave Schnell passed for 378 yards and two touchdowns, including an 88-yard game-breaking toss to Rob Turner, leading Indiana to a 34-10 Liberty Bowl victory over South Carolina.

The victory capped an 8-3-1 season for Indiana. Carolina ended the year 8-4. The Gamecocks never have won a bowl game, dropping to 0-8 with the loss.

Collin Mackie had kicked a 43-yard field goal for South Carolina, making it 20-10. But Schnell then put the game away on the first play of the fourth quarter.

He spotted Turner behind the secondary and Turner pulled in the pass at the Gamecocks' 40. He never was touched on the longest scoring pass in Liberty Bowl history.

Indiana established its dominance on its first play from scrimmage as Anthony Thompson ignited an eight-play, 88-yard scoring drive with a 48-yard run to the Gamecocks' 40-yard line. Seven plays later, Thompson, who gained 63 yards on five carries during the drive and 140 yards in the game, scored from the 7.

Cornerback Erick Coleman set up the Hoosiers' next drive when he intercepted Todd Ellis at the Indiana 31 and brought the ball back to the Gamecocks' 40.

Schnell, who completed 16 of 31 passes and was named the game's most valuable player, took Indiana to the 10-yard line in four plays before connecting with Cal Miller for the Hoosiers' second touchdown.

Miller, who was slashing across the middle of the defense, took Schnell's pass at the 4 and sliced his way through two South Carolina defenders at the 1 for a 14-0 lead with 5:54 left in the half.


The Hoosiers turned another turnover into three points late in the half. Andre Hall halted a South Carolina drive at the Hoosiers' 16 with an interception with 2:23 left in the half.

Schnell and Tony Buford combined for a 46-yard pass play to the Gamecocks' 38 on first down. Thompson broke free along the left sideline on the next play, but stepped out of bounds at the 12.

The South Carolina defense then stiffened, and Peter Stoyanovich kicked a 28-yard field goal for a 17-0 lead at the half.

South Carolina's defense put the Gamecocks back in contention in the third quarter. Antonio Walker blocked a punt by Mackey Smith and Mike Tolbert picked it up and ran 34 yards for a score.

Indiana drove 55 yards to the South Carolina 1 later in the quarter, but a mishandled snap by Schnell and an incomplete pass forced another field goal by Stoyanovich, from 19 yards, and a 20-7 lead.



Indiana	7	10	3	14	34
South Carolina	0	0	10	0	10

SCORING SUMMARY

1st	9:23	IU	Thompson 7-yard run (Stoyanovich kick)	0-7
2nd	5:54	IU	Miller 10-yard pass from Schnell (Stoyanovich kick)	0-14
	0:30	IU	Stoyanovich 28-yard field goal	0-17
3rd	12:19	SC	Tolbert 34-yard return of blocked punt (Mackie kick)	7-17
	8:31	IU	Stoyanovich 19-yard field goal	7-20
	3:36	SC	Mackie 43-yard field goal	10-20
4th	14:45	IU	Turner 88-yard pass from Schnell (Stoyanovich kick)	10-27
	8:31	IU	Thompson 8-yard run (Stoyanovich kick)	10-34

TEAM STATISTICS

	IU	SC
First Downs	23	12
Rushing	9	3
Passing	14	9
Penalty	0	0
Net Yards Rushing	185	23
Rushing Attempts	46	27
Net Yards Passing	290	130
Cmp.-Att.-Int.	17-32-1	15-37-3
Total Offense Yards	575	153
Total Offense Plays	78	64
Fumbles: No.-Lost	1-0	1-1
Penalties: No.-Yards	6-40	2-15
Punts: No.-Yards	6-157	9-339
Punt Average	26.2	37.6
Punt Returns: No.-Yards	4-12	1-44
Kickoff Returns: No.-Yards	3-58	6-146
Interceptions: No.-Yards	3-35	1-0
Possession Time	33:04	26:56
Third Down Conversions	6-18	2-14
Sacks By: No.-Yards	6-46	0-0
PAT Kicks	4-4	1-1
Field Goals	2-4	1-1

INDIVIDUAL STATISTICS

RUSHING: IU: Thompson 26-140; Way 5-32; Boyd 4-12; Matejko 2-7; Thornton 1-3; Miller 3-2; Schnell 5-(-11). **SC:** Green 11-41; Dingle 2-17; Haynes 3-5; Bing 1-2; Williams 1-2; Ellis 9-(-44).

PASSING: IU: Schnell 16-31-1-378; Thornton 1-1-0-12; **SC:** Ellis 15-37-3-130.

RECEIVING: IU: Turner 5-182; Buford 3-100; Jorden 2-33; Eddings 2-22; Miller 2-16; Thompson 2-14; Marte 1-23. **SC:** Haynes 3-15; Brooks 2-35; Parlor 2-22; Green 2-18; Platt 2-8; Rush 1-11; Watson 1-11; Bing 1-5; Miller 1-5.

PUNT RETURNS: IU: Buford 4-12. **SC:** Walker 1-10; Platt 1-0; Tolbert 0-34.

KICKOFF RETURNS: IU: Turner 2-39; Granderson 1-19. **SC:** Brooks 6-146.

INTERCEPTION RETURNS: IU: Coleman 1-29; Dewitz 1-6; Hall 1-0. **SC:** Robinson 1-0.

TACKLE LEADERS: IU: Huff 10; Sams 8; Ferry 7; Dumas 7; Schlereth 6. **SC:** Frazier 9; Taylor 9; Hinton 8; Windsor 7; Hendrix 7; McDonald 7.



1987 MAZDA GATOR BOWL

LSU 30, Carolina 13



December 31, 1987
Gator Bowl Stadium
Jacksonville, Florida
82,119



JACKSONVILLE, FLA.—South Carolina's blitzing defense backfired against seventh-ranked Louisiana State, which beat the Gamecocks 30-13 in the Gator Bowl.

LSU quarterback Tom Hodson eluded the South Carolina rush and threw three touchdown passes to wide receiver Wendell Davis, who was able to get open against the Gamecocks' one-on-one coverage. Hodson completed 20 of 32 passes for 224 yards.

Davis, LSU's all-time leading receiver, caught nine passes for 132 yards. The touchdown receptions covered 39, 12 and 26 yards.

Hodson's first two scoring passes to Davis came in the first five minutes of the game as the Tigers, who finished 10-1-1, jumped to an early 14-0 lead.

Louisiana State opened a 27-6 lead before ninth-ranked Carolina, 8-4, scored its only touchdown on a 10-yard run by Harold Green at the start of the fourth quarter.

South Carolina quarterback Todd Ellis, who broke a finger on his left hand in the second quarter, threw four interceptions and was sacked seven times for losses totaling 62 yards. Ellis completed 28 of 47 passes for 304 yards.

The Tigers took a 7-0 lead when Davis caught a sideline pass and eluded three tacklers on the 39-yard scoring play. That scoring drive was set up when Clapp sacked Ellis for a 20-yard loss, forcing the Gamecocks to punt from their own 16.

On South Carolina's next offensive series, LSU's Greg Jackson picked off an Ellis pass and returned it 48 yards to set up Hodson's second scoring pass.

Davis slipped behind South Carolina's secondary to catch a perfectly thrown ball by Hodson into the corner of the end zone as the Tigers took a 14-0 lead with 9:59 left in the opening quarter.


South Carolina took advantage of LSU's first turnover, a fumble by Davis at his own 32, to set up a 44-yard field goal by Collin Mackie.

David Brown dyke sandwiched field goals of 27 and 18 yards around a 39-yard field goal by Mackie in the second period as LSU took a 20-6 halftime lead.

The Tigers took a 27-6 lead when Davis pulled in Hodson's 26-yard scoring pass to climax their opening drive of the second half.

LSU's defense not only forced five South Carolina turnovers, but limited the Gamecocks' to 25 yards net rushing. Jackson picked off two Ellis passes, returning the interceptions for total of 92 yards.

Although he wasn't sacked, Hodson fumbled twice. Both fumbles were recovered by South Carolina noseguard Roy Hart.



South Carolina	3	3	0	7	13
LSU	14	6	7	3	30

SCORING SUMMARY

1st	13:31	LSU	Davis 39-yard pass from Hodson (Brown dyke kick)	0-7
	9:59	LSU	Davis 12-yard pass from Hodson (Brown dyke kick)	0-14
	3:04	SC	Mackie 49-yard field goal	3-14
2nd	14:03	LSU	Brown dyke 29-yard field goal	3-17
	7:59	SC	Mackie 39-yard field goal	6-17
	0:01	LSU	Brown dyke 18-yard field goal	6-20
3rd	12:34	LSU	Davis 25-yard pass from Hodson (Brown dyke kick)	6-27
4th	14:47	SC	Green 10-yard run (Mackie kick)	13-27
	8:17	LSU	Brown dyke 23-yard field goal	13-30

TEAM STATISTICS

	SC	LSU
First Downs	21	17
Rushing	9	6
Passing	9	10
Penalty	3	1
Net Yards Rushing	25	122
Rushing Attempts	33	39
Net Yards Passing	304	224
Cmp.-Att.-Int.	28-47-4	20-32-0
Total Offense Yards	329	346
Total Offense Plays	80	71
Fumbles: No.-Lost	2-1	5-3
Penalties: No.-Yards	6-49	10-107
Interceptions: No.-Yards	0-0	4-132
Punts: No.-Yards	2-81	3-113
Punt Average	40.5	37.6
Punt Returns: No.-Yards	1-9	2-17
Kickoff Returns: No.-Yards	4-71	4-105
Possession Time	30:58	29:02
Third Down Conversions	6-19	6-18
Sacks By: No.-Yards	0-0	7-63
PAT Kicks	1-1	3-3
Field Goals	2-2	3-3

INDIVIDUAL STATISTICS

RUSHING: SC: Green 15-72; Bing 4-7; Bethea 1-9; Ellis 11-(-61); Sharpe 2-(-2). LSU: Fuller 14-48; Martin 8-38; Harris 5-19; V. Jones 5-12; Valentine 2-3; Egloff 2-2; C. Jones 1-0.

PASSING: SC: Ellis 28-47-4-304. LSU: Hodson 20-32-0-224.

RECEIVING: SC: Green 7-45; Sharpe 6-53; Smith 4-79; Bethea 4-69. LSU: Davis 9-132; Martin 3-43; Moss 2-22; Kinchen 2-10; Magee 2-9; V. Jones 2-8.

PUNT RETURNS: SC: Sharpe 1-9. LSU: Young 1-11; Jackson 1-6.

KICKOFF RETURNS: SC: Sharpe 2-38; Jones 2-33. LSU: Martin 2-88; Bryant 2-17.

INTERCEPTION RETURNS: SC: None. LSU: Jackson 2-91; Hazard 1-21; Pierson 1-20.

TACKLE LEADERS: SC: Philpot 11; Edwards 10; Hart 10; Windsor 9; Robinson 8. LSU: Malbrough 10; Dunbar 8; Jackson 8; Hill 7.



1984 GATOR BOWL

Oklahoma St. 21, Carolina 14



December 28, 1984
Gator Bowl Stadium
Jacksonville, Florida
82,138



JACKSONVILLE, FLA.—Tight end Barry Hanna, who had not scored all season, turned Rusty Hilger's short pass into a dramatic 25-yard touchdown with 1:04 left, lifting ninth-ranked Oklahoma State (10-2) to a 21-14 Gator Bowl victory over No. 7 South Carolina.

The bitter setback prevented South Carolina from winning for the first time in six bowl trips, although the Gamecocks, also 10-2, are the first team in the school's history to win more than eight games in a season.

Hanna caught Hilger's pass at the Carolina 21, evaded a would-be tackler and was hit at the 8-yard-line, but dragged three defenders into the end zone.

The winning touchdown capped an 88-yard drive in 11 plays, with Hilger completing six of eight passes for 75 yards, including a 13-yarder to Hanna on fourth-and-six from the South Carolina 49.

Oklahoma State thoroughly dominated the first half and took a 13-0 lead on Thomas' 1-yard run in the first period and his 6-yard pass to Hilger in the second quarter. But the Cowboys had to come from behind after South Carolina scored twice in the third period.

The Gamecocks, whose offense was the nation's ninth best during the regular season, were held to just 71 yards in the first two periods by State's 8th-ranked defense and were shut out for the first time in any half this year.

And even though they had the football for just 1:42 in the third quarter, they managed to take a 14-13 lead on halfback Quinton Lewis' 24-yard pass to Chris Wade and a 57-yard bomb from quarterback Mike Hold to Ira Hillary. The first strike covered 71 yards in four plays and 56 seconds, while the latter was a two-play, 77-yard thrust that took only 40 seconds.


The Gamecocks' only other possession in the third period ended with a fumble on the first play, one of four South Carolina turnovers.

Oklahoma State's first-half touchdowns capped methodical, time-consuming drives of 69 and 74 yards.

Thomas and Hilger produced all the yards as Oklahoma State took a 7-0 lead on its first possession. Thomas carried eight times for 40 yards, while Hilger completed all four pass attempts for 29 yards.

The Cowboys made it 13-0 at 5:21 of the second period after line-backer Ricky Adams recovered a fumble by Hold at the OSU 26.

The 15-play drive included a 20-yard back-hand shovel pass from Hilger to Thomas. On third-and-goal from the six, Hilger pitched right to Thomas, and the tailback lobbed the ball back to the left to Hilger, who scored easily.



Oklahoma St.	7	6	0	8	21
South Carolina	0	0	14	0	14

SCORING SUMMARY

1st	8:16	OSU	Thomas 1-yard run (Roach kick) (12-69-5:19)	0-7
2nd	9:39	OSU	Hilger 6-yard pass from Thomas (kick failed) (15-74-5:16)	0-13
3rd	7:36	SC	Wade 24-yard pass from Q. Lewis (Hagler kick) (4-71-0:56)	7-13
	2:44	USC	Hillary 57-yard pass from Hold (Hagler kick) (2-77-0:40)	14-13
4th	1:04	OSU	Hanna 25-yard pass from Hilger (Harris pass from Hilger) (11-88-2:37)	14-21

TEAM STATISTICS

	OSU	SC
First Downs	22	14
Rushing	10	8
Passing	11	6
Penalty	1	0
Net Yards Rushing	165	104
Rushing Attempts	43	42
Net Yards Passing	211	194
Cmp.-Att.-Int.	25-42-1	8-21-1
Total Offense Yards	376	298
Total Offense Plays	85	63
Fumbles: No.-Lost	2-0	6-3
Penalties: No.-Yards	3-21	5-38
Punts: No.-Yards	5-177	7-292
Punt Average	35.4	41.7
Punt Returns: No.-Yards	0-0	2-3
Kickoff Returns: No.-Yards	0-0	3-52
Interceptions: No.-Yards	1-34	1-0
Possession Time	34:28	25:32
Third Down Conversions	9-18	7-17
Sacks By: No.-Yards	0	3
PAT Kicks	1-2	2-2
Field Goals	0-2	0-0

INDIVIDUAL STATISTICS

RUSHING: OSU: Thomas 32-155; Hilger 7-4; Crawford 2-2; Zachary 1-2; Timmons 1-2. **SC:** Lewis 6-36; Hold 18-33; Dewey 13-20; Smith 2-12; Brown 3-3.

PASSING: OSU: Hilger 24-41-1-205; Thomas 1-1-0-6. **SC:** Hold 7-20-1-170; Lewis 1-1-0-24.

RECEIVING: OSU: Hanna 8-92; Lewis 3-33; Werner 3-24; Thomas 3-3; Harris 2-18; Zachary 2-16; Riley 2-9; Crawford 1-10; Hilger 1-6. **SC:** Hillary 2-75; Poole 1-45; Wade 1-24; Corley 1-14; Dendy 1-14; Bacon 1-12.

PUNT RETURNS: OSU: None. **SC:** Dunlap 2-3.

KICKOFF RETURNS: OSU: None. **SC:** Brown 2-45; White 1-7.

INTERCEPTION RETURNS: OSU: D. Williams 1-34. **SC:** Gilliard 1-0.

TACKLE LEADERS: OSU: Monger 14; O'Neal 12; Ham 12; Thompson 10; Harding 10. **SC:** Seawright 15; Vogel 12; Hill 11, McIntee 7.



1980 GATOR BOWL

Pittsburgh 37, Carolina 9



December 29, 1980
Gator Bowl Stadium
Jacksonville, Florida
72,287




JACKSONVILLE, FLA.—South Carolina's second trip to the prestigious Gator Bowl was not much better than the first trip — 34 years before. The Pitt Panthers, gunning for a national championship, poured it on the Gamecocks, 37-9.

The game matched two nationally-ranked teams. Pitt came in with the #4 national ranking and South Carolina was ranked 17th. In addition, two of the nation's best athletes, South Carolina's George Rogers and Pitt's Hugh Green, were showcased. Rogers, who rushed for 113 yards, had won the Heisman Trophy while Green, who recorded five tackles, was honored as the nation's finest lineman with the Lombardi Trophy.

An unusually cold evening with temperatures in the 40s and 15 mph winds greeted the teams and South Carolina didn't react to the adverse conditions from the word go. Rogers broke open for a nice seven-yard gain on the first play, but fumbled with the Panthers recovering on the South Carolina 29 yard line. Seven plays and four minutes later Pitt scored to take a 7-0 lead, a lead they would not relinquish.

South Carolina finally got on the scoreboard before the half on a 39-yard Eddie Leopard field goal. At the half Pittsburgh led 17-3 and led 34-3 by the end of the third quarter as turnovers and an inability to move the ball plagued the Gamecocks.

Pat Bowen picked off a pass and returned it 31 yards to the 14-yard line with 3:34 left to play in the game. Quarterback Gordon Beckham then connected with Tim Gillespie for South Carolina's lone touchdown.



Pittsburgh	10	7	17	3	37
South Carolina	0	3	0	6	9

SCORING SUMMARY

1st	10:57	PITT	Trocan 1-yard run (Trout kick)	0-7
	1:11	PITT	Trout 35-yard field goal	0-10
2nd	7:05	SC	Leopard 39-yard field goal	3-10
	2:05	PITT	Collier 3-yard pass from Marino (Trout kick)	3-17
3rd	8:00	PITT	Trout 25-yard field goal	3-20
	4:34	PITT	McMillan 3-yard run (Trout kick)	3-27
	0:39	PITT	McMillan 42-yard pass from Trocan (Trout kick)	3-34
4th	5:32	PITT	Trout 29-yard field goal	3-37
	3:26	SC	Gillespie 14-yard pass from Beckham (kick failed)	9-37

TEAM STATISTICS

	PITT	SC
First Downs	22	17
Net Yards Rushing	165	116
Rushing Attempts	40	40
Net Yards Passing	233	168
Cmp.-Att.-Int.	17-35-3	11-27-3
Total Offense Yards	398	284
Total Offense Plays	75	67
Fumbles: No.-Lost	1-1	3-2
Penalties: No.-Yards	11-73	3-12
Punts: No.-Yards	3-91	7-210
Punt Average	30.3	30.0
Possession Time	32:33	27:27
Third Down Conversions	7-14	5-15

INDIVIDUAL STATISTICS

RUSHING: PITT: McMillan 13-59; Hawkins 9-50; Trocano 8-41; DiBartola 3-12; Thomas 2-5; Jones 1-3; Marino 1-2; Daniels 3-(-7). **SC:** Rogers 27-113; Wright 4-23; Harper 4-7; Reeves 3-(-2); Beckham 2-(-11).

PASSING: PITT: Trocano 10-21-2-155; Marino 7-13-0-78; Daniels 0-1-1-0. **SC:** Harper 7-16-1-116; Beckham 4-10-1-52; Reeves 0-1-1-0.

RECEIVING: PITT: Collier 5-57; Pryor 4-36; Collins 3-50; McMillan 2-46; Dombrowski 2-30; Hawkins 1-14. **SC:** Scott 7-109; Gillespie 2-32; Cornett 1-14; Gettel 1-13.

TACKLE LEADERS: SC: Baxley 16; Kater 14; Ellis 10; Allen 9.

1979 HALL OF FAME BOWL

Missouri 24, Carolina 14



December 28, 1979
Legion Field
Birmingham, Ala.
62,785



BIRMINGHAM, ALA.—The South Carolina Gamecocks fell short in a 24-14 loss to Missouri in the third annual Hall of Fame Bowl.

South Carolina took the opening kickoff and behind the running of George Rogers and the passing and catching of Garry Harper and Zion McKinney, scored a 20-yard touchdown pass.

Led by All-Big Eight quarterback Phil Bradley, the Tigers responded with a 22-yard field goal.

Percey Reeves was hit and fumbled on the ensuing kickoff with the Tigers recovering on the 28. Bradley hit Newman with a scoring strike eight seconds later and USC was never to lead again.

Missouri took over again and moved the ball 30 yards to go up 17-6 before halftime. The Gamecocks cut the deficit to 17-14, but MU answered for the final points.

Bradley was named the game's MVP while Rogers was tabbed as the Offensive Player of the Game after rushing for 133 yards.

Missouri	0	17	7	0	24
South Carolina	6	0	8	0	14

SCORING SUMMARY

1st	SC	McKinney 20-yard pass from Harper (run failed)	6-0
2nd	MU	Verrilli 22-yard field goal	6-3
	MU	Newman 28-yard pass from Bradley (Verrilli kick)	6-10
	MU	Bradley 1-yard run (Verrilli kick)	6-17
3rd	SC	Harper 11-yard run (McKinney pass from Harper)	14-17
	MU	Ellis 12-yard run (Verrilli kick)	14-24

TEAM STATISTICS

	MU	SC
First Downs	17	20
Rushing	12	13
Passing	4	7
Net Yards Rushing	209	142
Rushing Attempts	52	47
Net Yards Passing	72	121
Cmp.-Att.-Int.	7-11-0	13-20-1
Total Offense Yards	281	263
Fumbles: No.-Lost	2-1	1-1
Punts: No.-Yards	6-266	6-210
Punt Average	44.3	35.0
Penalties: No.-Yards	5-50	2-16

INDIVIDUAL STATISTICS

RUSHING: MU: Wilder 24-95; Ellis 12-81; Bradley 11-25; Hill 4-18; Meyer 1-3. **SC:** Rogers 25-133; Clark 10-48; Dorsey 2-5; Reeves 1-4; Harper 9-(-48).

PASSING: MU: Bradley 7-11-0-72. **SC:** Harper 13-19-1-121; Reeves 0-1-0-0.

RECEIVING: MU: Blair 2-22; Gibler 2-21; Wilder 2-1; Newman 1-28. **SC:** McKinney 5-87; Rogers 3-18; Clark 2-7; Scott 1-6; Smith 1-3.

PUNT RETURNS: MU: Whitaker 1-1; Newman 1-(-3). **SC:** Smith 1-(-1).

KICKOFF RETURNS: MU: Richards 1-22; Fellows 1-19. **SC:** Smith 2-42; Powell 1-27; Reeves 1-10.

1975 TANGERINE BOWL

Miami (Ohio) 20, Carolina 7



December 20, 1975
Tangerine Bowl
Orlando, Florida
20,247



ORLANDO, FLA.—Despite a brilliant individual effort by Jeff Grantz, South Carolina lost to Miami (Ohio), 20-7. Grantz passed for 228 yards, hitting on 18-of-29 passes.

South Carolina took the opening kickoff and marched down the field on a well directed attack by Grantz only to miss a 26-yard field goal.

A short punt set Miami up for its initial score, coming on a five-yard run by Carpenter after a 42-yard, seven-play drive.

Carpenter scored on another run just prior to the half to give Miami a 14-0 lead and they ran that to 17-0 early in the third quarter.

Grantz's passing enabled Carolina to finally get on the scoreboard late in the third quarter. He passed for 60 yards during the 13-play, 73-yard drive. The score came on a three-yard Tom Amrein dive.



Miami (Ohio)	7	7	3	3	20
South Carolina	0	0	7	0	7

SCORING SUMMARY

1st	MU	Carpenter 5-yard run (Johnson kick)	0-7
2nd	MU	Carpenter 1-yard run (Johnson kick)	0-14
3rd	MU	Johnson 47-yard field goal	0-17
	SC	Amrein 3-yard run (Marino kick)	7-17
4th	MU	Johnson 33-yard field goal	7-20

TEAM STATISTICS

	MU	SC
First Downs	19	17
Net Yards Rushing	238	56
Rushing Attempts	60	30
Net Yards Passing	137	228
Cmp.-Att.-Int.	10-13-1	18-29-1
Total Offense Yards	375	284
Fumbles: No.-Lost	0-0	1-0
Punts: No.-Yards	4-143	6-269
Punt Average	35.8	44.8
Punt Returns: No.-Yards	1-8	1-3
Kickoff Returns: No.-Yards	2-66	5-89
Penalties: No.-Yards	5-35	3-24

INDIVIDUAL STATISTICS

RUSHING: MU: Carpenter 29-120; Smith 17-64; Walker 10-44; Zway-er 3-8; Green 1-2. **SC:** Williams 9-57; Long 11-19; Amrein 2-9; Grantz 7-(-12); Chastain 1-(-17).

PASSING: MU: Smith 10-13-1-137. **SC:** Grantz 18-29-1-228.

RECEIVING: MU: Walker 4-44; Joecken 3-68; Zwayer 1-14; Green 1-6; Rhodes 1-5. **SC:** Logan 9-109; Stephens, 4-51; Thomas 1-25; Amrein 1-10; Long 1-13; Nemeth 1-12; Williams 1-3.

PUNT RETURNS: MU: Feight 1-8. **SC:** Garrett 1-3.

KICKOFF RETURNS: MU: Walker 2-66. **SC:** Halmiski 4-77; Chastain 1-12.



1969 PEACH BOWL

West Virginia 14, Carolina 3



December 30, 1969
Grant Field
Atlanta, Georgia
48,452




ATLANTA, GA.—South Carolina's first bowl game in 24 years was a defensive battle with West Virginia posting a 14-3 win in the Peach Bowl.

West Virginia scored on its first possession of the game. The Mountaineers marched 66 yards in 10 plays capped by Gresham's 10-yard run to go up 7-0.

Late in the first half, Tommy Suggs led Carolina down the field and had a first-and-goal at the West Virginia 10 before a fumble thwarted the drive.

But a West Virginia fumble of a punt set up a score just before the half and place kicker Bill DuPre booted through a 37-yard kick to get on the board.

After a scoreless third quarter, Carolina mounted one serious drive that was stalled by a pass interception. West Virginia scored with 23 seconds left in the game, thanks to another pass interception.



West Virginia	7	0	0	7	14
South Carolina	0	3	0	0	3

SCORING SUMMARY

1st	9:24	WV	Gresham 10-yard run (Braxton kick) (10-66-4:09)	0-7
2nd	3:49	SC	DuPre 37-yard field goal (10-21)	3-7
4th	0:23	WV	Braxton 1-yard run (Braxton kick) (11-61-3:47)	3-14

TEAM STATISTICS

	WV	SC
First Downs	21	11
Rushing	19	3
Passing	0	8
Net Yards Rushing	356	64
Rushing Attempts	79	38
Net Yards Passing	3	126
Cmp.-Att.-Int.	1-2-0	11-23-2
Total Offense Yards	359	190
Fumbles: No.-Lost	6-3	1-1
Punts: No.-Yards	4-104	6-236
Punt Average	26.0	39.3
Penalties: No.-Yards	2-30	5-65

INDIVIDUAL STATISTICS

RUSHING: WV: Williams 35-208; Gresham 16-98; Braxton 20-60; Sherwood 8-(-10). **SC:** Muir 18-52; Holloman 7-18; Yoakum 2-10; Suggs 11-(-16).

PASSING: WV: Sherwood 1-2-0-3. **SC:** Suggs 9-17-1-98; Yoakum 2-6-1-28.

RECEIVING: WV: Braxton 1-3. **SC:** Holloman 5-33; Hamrick 4-64; Muir 2-29.

PUNT RETURNS: WV: Pobolich 4-25; Jenkins 1-18. **SC:** None.

KICKOFF RETURNS: WV: Gresham 1-25; Ward 1-14. **SC:** Harris 3-67.

INTERCEPTION RETURNS: WV: Snively 2-0. **SC:** None.

1946 GATOR BOWL

Wake Forest 26, Carolina 14

January 1, 1946
Gator Bowl Stadium
Jacksonville, Florida
7,362

JACKSONVILLE, FLA.—Despite a record-breaking 90-yard pass interception return for a touchdown, the South Carolina Gamecocks fell to old nemesis Wake Forest, 26-14 in the inaugural Gator Bowl.

This was the first bowl outing for the Gamecocks and the first and last season for coach Johnnie McMillan. He was filling in for coach Rex Enright who was completing his military obligation. Enright had a lot to do with the Gamecocks receiving the bid as he was stationed in the Jacksonville area.

The game was a rematch of sorts since weeks before Carolina and Wake Forest had played to a 13-13 deadlock. But playing in 55 degree weather before a near capacity crowd did not serve well.

Wake Forest jumped off to an early 6-0 first-quarter lead on a three-yard run by Nick Sacrinty. But the Gamecocks used the one-yard burst by Bobby Giles and a Dutch Brembs extra point to grab a 7-6 half time lead.

Wake Forest regained the lead with a Dick Brinkley run and the kick was blocked to lead, 12-7. Brinkley scored another touchdown early in the fourth quarter and added a 25-yard Bob Smathers run to blow to a 26-7 lead.

The only joy left for South Carolina in its first bowl appearance was the record-setting return by Brembs.

Wake Forest	6	0	6	14	26
South Carolina	0	7	0	7	14

SCORING SUMMARY

1st	WF	Sacrinty 3-yard run (kick failed)	0-6
2nd	SC	Giles 1-yard run (Brembs kick)	7-6
3rd	WF	Brinkley 3-yard run (kick blocked)	7-12
4th	WF	Brinkley 1-yard run (Sacrinty kick)	7-19
	WF	Smathers 25-yard run (Sacrinty kick)	7-26
	SC	Brembs 90-yard interception return (Brembs kick)	14-26

TEAM STATISTICS

WF	SC
First Downs	24
Net Yards Rushing	378
Net Yards Passing	18
Cmp.-Att.-Int.	1-6-2
Total Offense Yards	396
Punt Average	27.0
Penalties: No.-Yards	8-70

INDIVIDUAL STATISTICS

RUSHING: WF: N. Sacrinty 27-188; Brinkley 97; B. Sacrinty 76; Smathers 41; Bullard 28; Gary 21; Grandy 6; Ognovich 2. **SC:** Brembs 44; Giles 11; Harrison 10; Carr 10; Hanson 6; Maginn 4; Sideman 3.



UNIVERSITY OF SOUTH CAROLINA 2024 GAMECOCKS