




PRESBYTERIAN COLLEGE MEN'S BASKETBALL


www.GoBlueHose.com - @BlueHoseMBB


LAST GAME STARTING LINEUP

	30	Kaleb Scott Raleigh, N.C. - Sr.			
F	PPG	RPG	APG	MPG	
	8.1	5.7	0.7	22.3	

	3	Kobe Stewart Augusta, Ga. - Sr.			
G	PPG	RPG	APG	MPG	
	14.5	4.6	2.7	31.8	

	4	Kory Mincy East Point, Ga. - So.			
G	PPG	RPG	APG	MPG	
	14.8	3.0	4.7	31.4	

	10	Jamahri Harvey Fayetteville, N.C. - Sr.			
G	PPG	RPG	APG	MPG	
	8.1	2.6	0.9	25.4	

	12	Carl Parrish Miami Gardens, Fla. - So.			
G	PPG	RPG	APG	MPG	
	9.1	2.6	1.3	22.1	

2024-25 Schedule/Results

Record: 7-7, Big South: 0-0
(Home: 4-1, Away: 1-6, Neutral: 2-0)

Date	Opponent	Time/Results
Nov. 4	at Charlotte	L, 79-88
Nov. 6	CAROLINA CHRISTIAN COLLEGE	W, 120-45
Nov. 8	at NC State	L, 72-81
Nov. 13	WOFFORD	W, 71-68
Nov. 16	at Kennesaw State	L, 67-85
Nov. 21-23	at The Axe 'Em Classic (at Stephen F. Austin)	
Nov. 21	at Stephen F. Austin	W 58-55 (ot)
Nov. 22	vs. Youngstown State	W, 67-42
Nov. 23	vs. Monmouth	W, 71-61
Nov. 27	at Tennessee Tech	L, 75-90
Dec. 3	at Florida A&M	L, 63-66
Dec. 11	COLUMBIA COLLEGE	W, 97-57
Dec. 15	at Miami	L, 75-94
Dec. 18	VIRGINIA LYNCHBURG	W, 116-53
Dec. 21	MANHATTAN	L, 81-86 (ot)
Dec. 30	at South Carolina	7:00 p.m.
Jan. 2	LONGWOOD*	2:00 p.m.
Jan. 4	at Gardner-Webb*	2:00 p.m.
Jan. 8	at USC Upstate*	7:00 p.m.
Jan. 11	UNC ASHEVILLE*	2:00 p.m.
Jan. 18	at High Point*	7:00 p.m.
Jan. 22	CHARLESTON SOUTHERN*	7:00 p.m.
Jan. 25	RADFORD* (DH with WBB)	4:30 p.m.
Jan. 29	at Winthrop*	6:30 p.m.
Feb. 1	HIGH POINT*	2:00 p.m.
Feb. 5	USC UPSTATE*	7:00 p.m.
Feb. 12	at Charleston Southern*	7:00 p.m.
Feb. 15	at Longwood*	3:00 p.m.
Feb. 19	WINTHROP*	7:00 p.m.
Feb. 22	at Radford* (DH with WBB)	4:30 p.m.
Feb. 26	at UNC Asheville	6:30 p.m.
Mar. 1	GARDNER-WEBB*	2:00 p.m.
Mar. 5-9	at Big South Conference Tournament (Freedom Hall Civic Center - Johnson City, Tenn.)	

All home games in **BOLD** are played at the Templeton Center
* - Big South Conference Game

PRESBYTERIAN at SOUTH CAROLINA

Mon., December 30, 2024 || Colonial Life Arena || Columbia, S.C.



PRESBYTERIAN COLLEGE BLUE HOSE (7-7)

Head Coach: Quinton Ferrell (Presbyterian, 2007)

Record at Presbyterian: 55-110 (6th Season)

Career Record: Same



SOUTH CAROLINA GAMECOCKS (9-3)

Head Coach: Lamont Paris (Wooster, 1996)

Record at South Carolina: 46-32 (3rd Season)

Career Record: 133-104 (8th Season)



OPENING TIP

THREE-POINT FIELD GOAL PERCENTAGE - Presbyterian leads the Big South and ranks 29th in the NCAA in three-point field goal percentage at 38.7 percent (186-276). Presbyterian has had eight games this season shooting over 40 percent from beyond the three-point arc which includes a season best 50 percent (9-18) in the win over Wofford on November 13.

SCHOOL SCORING RECORD - Presbyterian scored a school Division I era record for points in a game with 120 in their season opening win over Carolina Christian (November 6). Presbyterian had six double-figure scorers and 12 PC players scored at least two points in the game. The Blue Hose scored 116 points in the win over Virginia Lynchburg (December 18) which is tied for the third most points scored by PC in the Division I era. Seven Blue Hose scored in double-figures and 10 PC players scored at least two points in the game.

REACHING THE CENTURY MARK - PC scored 120 points in the win over Carolina Christian (November 6) which set the program's record for the most points scored in a game in the Division I era. Presbyterian scored 116 points in the win over Virginia Lynchburg (December 18). In the Division I era, the Blue Hose have scored at least 100 points in a game 15 times, and PC is 15-0 in those games. In the 2018-19 season, Presbyterian scored 100 points five times. In the 2017-18, 2023-24, and the 2024-25 seasons, PC reached the century mark twice. In the 2016-17, 2015-16, 2011-12, and 2007-08 seasons, PC recorded a one hundred point scoring game in each of those seasons.

76.2	POINTS PER GAME	79.4
66.2	SCORING DEFENSE	69.4
+10.0	SCORING MARGIN	+10.1
37.2	REBOUNDS PER GAME	37.1
+3.7	REBOUNDING MARGIN	+4.6
14.4	ASSISTS PER GAME	14.7
3.5	BLOCKS PER GAME	3.2
4.8	STEALS PER GAME	7.1
45.8	FIELD GOAL PCT.	48.2
35.0	3-PT. FIELD GOAL PCT.	38.7
69.4	FREE THROW PCT.	67.4
1.3	ASSIST-TO-TURN. RATIO	1.3

SERIES BREAKDOWN

Overall: South Carolina leads 33-8

Last Meeting:

12/11/22 - South Carolina 68, PC 57

Game Information

Opponent: South Carolina

Date: Monday, December 30, 2024

Time: 7:00 p.m.

Site: Columbia, S.C. (Colonial Life Arena)

Watch: SEC Network

Live Stats: Statbroadcast.com

X/Instagram: @BlueHoseMBB

General Information

School Name	Presbyterian College
Location	Clinton, SC
Founded	1880
Enrollment	1,199
President	Dr. Anita Gustafson
Director of Athletics	Dee Nichols
Affiliation	NCAA Division I
Conference	Big South
Nickname	Blue Hose
Colors	Blue (PMS 286) and Garnet (PMS 201)
Home Court/Cap.	Templeton Center/2,500

Athletic Communications

Assistant AD/Communications/MBB SID	Brent Stastny
Director of Strategic Communications	Brandon Burke
Assoc. Director of Strategic Communications	Jesse Firman
Director of Video Production	Drew Hoag
Stastny's Office Phone	864.833.8252
Stastny's Mobile Phone	980.253.4946
Stastny's E-Mail	bmstastny@presby.edu
Website	GoBlueHose.com
X	@bluehosembb; @bluehosesports
Instagram	@bluehosembb, @bluehosesports
Mailing Address	105 Ashland Ave. Clinton, S.C. 29325

Coaching Staff

Head Coach	Quinton Ferrell/Presbyterian College, 2007
Career Record/Years	55-110/6th
PC Record/Years	55-110/6th
Assistant Coaches	Al'lonzo Coleman/Presbyterian, 2012 Justin Griffith/N.C. Wesleyan, 2012 Rob Lane/Pittsburgh, 2019
Strength & Conditioning Coach/DOBO	Andrew Thiede
Video Coordinator	Kenny Starr
Athletic Trainer	DJ Elmore

Program History

First year of Basketball:	1913
Overall Record:	1,307-1,358
Record since entering Division I:	182-386
First year of Division I Transition:	2007-08
First year of Full-Fledged Division I:	2012-13
NCAA Tournament Appearances (DII):	3 (1996-03-06)
NCAA Tournament Record (DII):	4-3
Last NCAA postseason opponent:	Georgia College & State, 2006 NCAA Div. II Regional Semifinal (L, 58-77)
Last postseason opponent:	Montana, 2024 CBI (L, 79-82)
Big South Regular-Season Record:	85-210
Big South Tournament Record:	2-12

2024-25 Season Preview

Letterwinners Returning/Lost	9/6
Starters Returning/Lost	3/2
Newcomers	5

DOUBLE-DOUBLES - The Blue Hose have had seven double-double performances this season. Against Charlotte (November 4), Kory Mincy scored 17 points and dished out 10 assists. Against Carolina Christian (November 6) Mincy scored 11 points and tallied 10 assists. Against Wofford (November 13) senior guard Kobe Stewart recorded his first double-double of the season with 26 points and 10 rebounds. Jonah Pierce had a double-double with 14 points and 10 rebounds at Kennesaw State (November 16). Pierce picked up his second double-double with 15 points and 11 rebounds against Stephen F. Austin (November 21). Jaylen Peterson tallied his first career double-double with 11 points and 11 rebounds at Tennessee Tech (November 27). Peterson recorded his second double-double with 11 points and 12 rebounds against Columbia College (December 11). Senior Kaleb Scott scored 16 points and grabbed 11 rebounds in the win over Virginia Lynchburg (December 18).

DOUBLE DIGIT ASSISTS - Kory Mincy began the season with consecutive 10 assists games at Charlotte and at home against Carolina Christian. In both those games, he scored in double-figures as well.

AXE'EM CLASSIC TITLE - The Blue Hose won the Axe'Em Classic title at Stephen F. Austin, November 21-23 with wins over Stephen F. Austin, Youngstown State, and Monmouth. Kobe Stewart was named MVP of the Axe'Em Classic. This was the fourth straight season that the Blue Hose played in a tournament in the month of November. The Axe'Em Classic was the 13th regular-season tournament that PC has played in since moving to Division I in 2007-08. In the 2021-22 season, the Blue Hose claimed the University of New Orleans Classic title with wins over New Orleans, VMI, and Central Arkansas. Last season, the Blue Hose won two games with victories over North Florida and Northwestern State in the First Coast Classic at North Florida.

BIG SOUTH PLAYER OF THE WEEK - Kory Mincy was named Big South Co-Player of the Week on November 11. Mincy is the 10th player in the program's history to earn Big South Player of the Week honors. Mincy earned the award after averaging 18.7 points and eight assists in Presbyterian's home game against Carolina Christian and road games at Charlotte and NC State.

1,000 CAREER POINTS - Jonah Pierce recorded his 1,000th point in his college career with a basket with six seconds left in the Charlotte game (November 4). Pierce went over the 1,000 points mark in impressive fashion scoring 22 points (shooting a perfect 11-for-11 from the field) in the game. Pierce began the season by making his first 16 shots.

OVERTIME - Presbyterian defeated Stephen F. Austin, 58-55, in overtime on November 21, which marked the first time Presbyterian had won an overtime game since defeating The Citadel, 74-70, in double overtime on November 15, 2021. The Blue Hose lost to Manhattan, 86-81, in their second overtime this season, December 21. Presbyterian played in a Division I school-record five overtime games during the 2021-22 season. Since joining Division I, the Blue Hose are 11-17 all-time in overtime games.

HOME OPENER - Presbyterian is 16-1 in their home opening game while a member of Division I. The Blue Hose defeated Carolina Christian, 120-45, in their home opener last Wednesday.

FIELD GOAL PERCENTAGE - Last season, Presbyterian had 12 games shooting 50 percent or higher from the field while leading the Big South in field goal percentage. The Blue Hose picked up right where they left off last season shooting 56.1 percent (32-57) from the field at Charlotte on November 4. PC shot 62.3 percent (43-69) from the field in the win over Carolina Christian on November 6. The Blue Hose shot 58.7 percent (37-63) from the field in the win over Columbia College on December 11. Presbyterian shot 64.2 percent (43-67) in the win over Virginia Lynchburg (December 18).

2024-25 Game-by-Game Starters

Opponent	G	G	G	F/G	F	No.*	Record*
at Charlotte (11/4/24)	Stewart	Mincy	Harvey	Peterson	Scott	1	0-1
Carolina Christian (11/6/24)	Stewart	Mincy	Harvey	Peterson	Pierce	1	1-0
at NC State (11/8/24)	Stewart	Mincy	Harvey	Peterson	Scott	2	0-2
Wofford (11/13/24)	Stewart	Mincy	Parrish	Peterson	Scott	1	1-0
at Kennesaw St. (11/16/24)	Stewart	Mincy	Parrish	Peterson	Pierce	1	0-1
at Stephen F. Austin (11/21/24)	Stewart	Mincy	Harvey	Peterson	Pierce	2	1-1
vs. Youngstown State (11/22/24)	Stewart	Mincy	Harvey	Peterson	Pierce	3	2-1
vs. Monmouth (11/23/24)	Stewart	Mincy	Harvey	Peterson	Pierce	4	3-1
at Tennessee Tech (11/27/24)	Stewart	Mincy	Harvey	Peterson	Scott	2	0-2
at Florida A&M (12/3/24)	Stewart	Mincy	Harvey	Peterson	Scott	3	0-3
Columbia College (12/11/24)	Stewart	Mincy	Harvey	Parrish	Scott	1	1-0
at Miami (12/15/24)	Stewart	Mincy	Harvey	Parrish	Scott	2	1-1
Virginia Lynchburg (12/18/24)	Stewart	Mincy	Harvey	Parrish	Scott	3	2-1
Manhattan (12/21/24)	Stewart	Mincy	Harvey	Parrish	Scott	4	2-2

Miscellaneous Statistics (PC/Opp.)

	Off TO	Paint	2nd Ch.	Fast Break	Bench
at Charlotte (11/4/24)	12/16	46/40	21/10	8/6	34/8
Carolina Christian (11/6/24)	28/9	60/22	14/10	31/5	54/13
at NC State (11/8/24)	12/19	42/48	17/12	11/27	17/24
Wofford (11/13/24)	13/6	26/32	9/9	12/6	16/17
at Kennesaw State (11/16/24)	9/21	34/30	12/17	8/13	24/33
at Stephen F. Austin (11/21/24)	15/13	26/30	12/10	14/12	18/16
vs. Youngstown State (11/22/24)	12/9	36/18	7/5	11/4	24/10
vs. Monmouth (11/23/24)	14/13	34/18	16/11	9/15	13/19
at Tennessee Tech (11/27/24)	10/4	34/34	15/18	3/10	22/12
at Florida A&M (12/3/24)	17/20	22/26	11/10	14/17	5/31
Columbia College (12/11/24)	15/12	50/28	19/12	26/9	25/14
at Miami (12/15/24)	12/2	36/52	18/12	9/5	19/20
Virginia Lynchburg (12/18/24)	31/9	64/16	10/1	35/0	43/16
Manhattan (12/21/24)	13/15	24/30	9/10	7/5	10/22
TOTALS	213/168	534/424	190/147	198/134	324/255
PER GAME	15.2/12.0	38.1/30.3	13.6/10.5	14.1/9.6	23.1/18.2

Leading the Team (Points/Rebounds/Assists)

Game	Points	Rebounds	Assists
at Charlotte (11/4/24)	Pierce - 22	Pierce - 9	Mincy - 10
Carolina Christian (11/6/24)	Stewart - 19	Peterson, King - 8	Mincy - 10
at NC State (11/8/24)	Mincy - 28	Pierce - 10	Mincy - 4
Wofford (11/15/24)	Stewart - 26	Stewart - 10	Mincy - 4
at Kennesaw State (11/16/24)	Pierce - 14	Pierce - 10	Pettaway - 4
at Stephen F. Austin (11/21/24)	Pierce - 15	Pierce - 11	Pierce, Stewart - 2
vs. Youngstown State (11/22/24)	Pierce - 20	Pierce - 9	Peterson, Mincy, Pettaway - 2
vs. Monmouth (11/23/24)	Stewart - 17	Peterson - 12	Stewart - 6
at Tennessee Tech (11/27/24)	Scott - 14	Peterson - 11	Stewart - 6
at Florida A&M (12/3/24)	Mincy - 27	Scott - 13	Mincy - 5
Columbia College (12/11/24)	Stewart - 21	Peterson - 12	Parrish - 7
at Miami (12/15/24)	Mincy - 14	Peterson - 8	Scott - 4
Virginia Lynchburg (12/18/24)	Stewart - 20	Scott - 11	Mincy - 8
Manhattan (12/21/24)	Parrish - 23	Peterson - 10	Mincy - 5

PERFECT FROM THE FIELD – Jonah Pierce was a perfect 11-for-11 from the field scoring 22 points on the road at Charlotte on November 4.

PC COACH QUINTON FERRELL - Quinton Ferrell is in his sixth season as the head coach of his alma mater, Presbyterian College. Ferrell, a former Blue Hose team captain and a 2007 PC graduate, is one of 50 coaches in the NCAA Division I ranks who are coaching their alma maters.

BENCH POINTS - Presbyterian had a 43-16 advantage in bench points in the win over Virginia Lynchburg (December 18). In Presbyterian's season-opening game at Charlotte, the Blue Hose finished the game with a 34-8 advantage in bench points behind 22 points from Pierce and 12 points from Parrish. In the win over Carolina Christian, Presbyterian had a 54-13 advantage in bench points. This season, the Blue Hose average 23.1 bench points per game..

LAST TIME IT HAPPENED...**The Last Time A Blue Hose Player...**

Scored 35+: 35, Francois Lewis vs. St. Francis, 11/28/18
Scored 30+: 32, Rayshon Harrison vs. VMI, 11/12/21
Had 15+ rebounds: 15, Kobe Stewart vs. High Point, 2/15/23
Had 5+ blocked shots: 5, Marquis Barnett vs. The Citadel, 11/13/23
Had 15+ assists: 15, Davon Bell vs. Winthrop, 1/26/19
Had 10+ assists: 10, Kory Mincey vs. Carolina Christian, 11/6/24
Had 6+ steals: 6, Marquis Barnett at High Point, 1/14/23
Had 9+ 3FGM: 9, JC Younger vs. VMI, 12/12/18
Had 10+ FGM: 11, Jonah Pierce (11-11) at Charlotte, 11/4/24
Made 10+ Free Throws: 11, Rayshon Harris vs. Longwood, 1/22/22
Double-Double: Jaylen Peterson (11 pts., 12 rebs.) vs. Columbia College, 12/11/24
1,000 Field Goal Percentage (min 5 made):
 Jonah Pierce (6-6) vs. Carolina Christian, 11/6/24
1,000 Free Throw Percentage (min. 5 made):
 Jamahri Harvey (8-8) vs. Virginia Lynchburg, 12/18/24

The Last Time Presbyterian...

Had six double-figure scorers: 7 players vs. Virginia Lynchburg, 12/18/24
Had six players hit a three-pointer: 6 players vs. Virginia Lynchburg, 12/18/24
Had at least two players score 20 points:
 2 (Marquis Barnett - 25, Samage Teel - 22) vs. High Point, 1/17/24
Scored 100 points: 116 (W, 116-53) vs. Virginia Lynchburg, 12/18/24
Scored 90 points: 97 (W, 97-57) vs. Columbia College, 12/11/24
Scored 100 and Lost: NA
Scored 90 and Lost: 96 (L, 96-98 (3 OT) at UNC Asheville, 2/26/22
Allowed 90+ points: 94 (L, 75-94) at Miami, 12/15/24
Was held to 60 points or less: 58 at Stephen F. Austin, 11/21/24
Was held to 50 points or less: 46 at Longwood, 2/8/23
Held an opponent to 60 points or less: 53 by Virginia Lynchburg, 12/18/24
Held an opponent to 50 points or less: 42 by Youngstown State, 11/22/24
Had 50+ rebounds: 52 at Gardner-Webb, 1/4/20
Had 25+ assists: 28 vs. Mid-Atlantic Christian, 12/13/23
Had 15+ steals: 15 vs. Montreat, 12/7/15
Had 10+ steals: 10 vs. Virginia Lynchburg, 12/18/24
Had 10+ blocked shots: 10 vs. Toccoa Falls, 11/18/13
Made 10+ Three-Point FGs: 11 vs. Manhattan, 12/21/24
Shot 90% from the free-throw line: 93.8% (15-16) vs. Winthrop, 1/19/21
Shot 60% from the field: 64.2 (43-67) vs. Virginia Lynchburg, 12/18/24
Shot 50% from three-point range: 52% (10-19) vs. High Point, 1/17/24
Forced 20+ turnovers: 21 at Stephen F. Austin, 11/21/24
Had 5 or fewer turnovers: 3 at Miami, 12/15/24
Played an overtime game: Manhattan (L, 86-81), 12/21/24
Played a double overtime game: vs. Campbell (L, 72-75), 3/2/22
Played a triple overtime game: at UNC Asheville (L, 96-98), 3/26/22
Won an overtime game: at Stephen F. Austin (W, 58-55), 11/21/24

Presbyterian's Record When

	2024-25	
	Overall	Big South
Leading at halftime	5-1	0-0
Trailing at halftime	2-6	0-0
Tied at halftime	0-0	0-0
Playing in overtime	1-1	0-0
Shooting 50% or better	3-1	0-0
Shooting between 40-50%	3-3	0-0
Shooting below 40%	1-2	0-0
Opponents shoot 50% or better	0-3	0-0
Opponents shoot between 40-50%	2-3	0-0
Opponents shoot below 40%	5-1	0-0
PC shoots 70% FT or better	3-0	0-0
PC shoots below 70% FT	4-7	0-0
PC has more rebounds	5-4	0-0
Opponent has more rebounds	2-3	0-0
Teams are tied in rebounds	0-0	0-0
PC has 10 or more steals	4-0	0-0
Scoring fewer than 50 points	0-0	0-0
Scoring 50-59 points	1-0	0-0
Scoring 60-69 points	1-2	0-0
Scoring 70-79 points	2-4	0-0
Scoring 80-89 points	0-1	0-0
Scoring 90+ points	3-0	0-0
Allowing fewer than 50 points	2-0	0-0
Allowing 50-59 points	3-0	0-0
Allowing 60-69 points	2-1	0-0
Allowing 70-79 points	0-0	0-0
Allowing 80-89 points	0-4	0-0
Allowing 90+ points	0-2	0-0
Playing at home	4-1	0-0
Play on the road	1-6	0-0
Playing on a neutral court	2-0	0-0
Game decided by 1-4 points or in OT	2-2	0-0
Game decided by 5-10 points	1-2	0-0
Game decided by 11+ points	3-3	0-0
Playing at night (5 p.m. or later)	4-3	0-0
Playing in the afternoon	3-4	0-0
Playing on Monday	0-1	0-0
Playing on Tuesday	0-1	0-0
Playing on Wednesday	4-1	0-0
Playing on Thursday	1-0	0-0
Playing on Friday	1-1	0-0
Playing on Saturday	1-2	0-0
Playing on Sunday	0-1	0-0
Playing in November	5-4	0-0
Playing in December	2-3	0-0
Playing in January	0-0	0-0
Playing in February	0-0	0-0
Playing in March	0-0	0-0
Winning the opening tip	3-1	0-0
Losing the opening tip	4-6	0-0

2024-25 ROSTER

BY CLASS

Seniors - 4

Jamahri Harvey
Jonah Pierce
Kaleb Scott
Kobe Stewart

Juniors - 1

Quadir Pettaway

Sophomores - 5

Khalon Hudson
Houston Jones
Kory Mincy
Carl Parrish
Jaylen Peterson

Freshmen - 4

Luke Allison
Chidi Chiakwelu
Iverson King
Triston Wilson

BY STATE

Florida - 3

Carl Parrish (Miami Gardens)
Jonah Pierce (Sanford)
Triston Wilson (Miami Gardens)

Georgia - 4

Khalon Hudson (Augusta)
Kory Mincy (East Point)
Jaylen Peterson (Stone Mountain)
Kobe Stewart (Augusta)

North Carolina - 3

Jamahri Harvey (Fayetteville)
Iverson King (Lewisville)
Kaleb Scott (Raleigh)

South Carolina - 2

Houston Jones (Lexington)

Texas - 1

Chidi Chiakwelu (Houston)

Virginia - 1

Quadir Pettaway (Newport News)

BY POSITION

Guards - 10

Luke Allison
Jamahri Harvey
Khalon Hudson
Iverson King
Houston Jones
Kory Mincy
Carl Parrish
Quadir Pettaway
Kobe Stewart*
Triston Wilson

Forwards - 5

Chidi Chiakwelu
Jaylen Peterson
Jonah Pierce
Kobe Stewart*
Kaleb Scott

* - play multiple positions

NUMERICAL ROSTER

No.	Name	Pos.	Ht.	Wt.	Yr.	Hometown/Previous School
0	Iverson King	G	6-6	205	Fr.	Lewisville, N.C./Forsyth Country Day
1	Luke Allison	G	6-0	170	Fr.	Missoula, Mont./Sentinel
2	Khalon Hudson	G	6-6	215	So.	Augusta, Ga./Spartanburg Methodist J.C.
3	Kobe Stewart	G/F	6-7	200	Sr.	Augusta, Ga./Cross Creek
4	Kory Mincy	G	6-2	180	So.	East Point, Ga./Tri-Cities
5	Houston Jones	G	6-5	195	R-So.	Lexington, S.C./Dutch Fork
6	Chidi Chiakwelu	F	6-8	205	Fr.	Houston, Texas/George Ranch
7	Triston Wilson	G	6-6	205	Fr.	Miami, Fla./Miami Norland Senior
10	Jamahri Harvey	G	6-5	175	Sr.	Fayetteville, N.C./UNCW
11	Quadir Pettaway	G	6-2	180	Jr.	Newport News, Va./Woodside
12	Carl Parrish III	G	6-3	170	So.	Miami Gardens, Fla./Miami Norland Senior
14	Jaylen Peterson	F	6-8	200	R-So.	Stone Mountain, Ga./Greenforest-McCalep Christian
15	Jonah Pierce	F	6-10	235	Sr.	Sanford, Fla./Francis Marion University
30	Kaleb Scott	F	6-8	250	Sr.	Raleigh, N.C./Georgia State

ALPHABETICAL

No.	Name	Pos.	Ht.	Wt.	Yr.	Hometown/Previous School
1	Luke Allison	G	6-0	170	Fr.	Missoula, Mont./Sentinel
6	Chidi Chiakwelu	F	6-8	205	Fr.	Houston, Texas/George Ranch
10	Jamahri Harvey	G	6-5	175	Sr.	Fayetteville, N.C./UNCW
2	Khalon Hudson	G	6-6	215	So.	Augusta, Ga./Spartanburg Methodist J.C.
5	Houston Jones	G	6-5	195	R-So.	Lexington, S.C./Dutch Fork
0	Iverson King	G	6-6	205	Fr.	Lewisville, N.C./Forsyth Country Day
4	Kory Mincy	G	6-2	180	So.	East Point, Ga./Tri-Cities
12	Carl Parrish III	G	6-3	170	So.	Miami Gardens, Fla./Miami Norland Senior
14	Jaylen Peterson	F	6-8	200	R-So.	Stone Mountain, Ga./Greenforest-McCalep Christian
11	Quadir Pettaway	G	6-2	180	Jr.	Newport News, Va./Woodside
15	Jonah Pierce	F	6-10	235	Sr.	Sanford, Fla./Francis Marion University
30	Kaleb Scott	F	6-8	250	Sr.	Raleigh, N.C./Georgia State
3	Kobe Stewart	G/F	6-7	200	Sr.	Augusta, Ga./Cross Creek
7	Triston Wilson	G	6-6	205	Fr.	Miami, Fla./Miami Norland Senior

Head Coach: Quinton Ferrell (Presbyterian, 2007) – Sixth Season

Assistant Coach: Justin Griffith (North Carolina Wesleyan, 2012) – Third Season

Assistant Coach: Al'Lonzo Coleman (Presbyterian, 2012) – Second Season

Assistant Coach: Rob Lane (Pittsburgh, 2019) – Third Season


Strength and Conditioning Coach/DOBO: Andrew Thiede (Kalamazoo College, 2017) – First Season

Video Coordinator: Kenny Starr (Pittsburgh, 2024) – First Season

Pronunciation Guide

Chidi Chiakwelu	Chee-dee Chek-way-lou
Quadir Pettaway	Kwah-deer Pet-tah-way
Kobe Stewart	Koe-bee

2024-25 Presbyterian Blue Hose Basketball



#0 IVERSON KING
FRESHMAN GUARD



#1 LUKE ALLISON
FRESHMAN GUARD



#2 KHALON HUDSON
SOPHOMORE GUARD



#3 KOBE STEWART
SENIOR GUARD




#4 KORY MINCY
SOPHOMORE GUARD



#5 HOUSTON JONES
SOPHOMORE GUARD



#6 CHIDI CHIAKWELU
FRESHMAN FORWARD



#7 TRISTON WILSON
FRESHMAN GUARD



#10 JAMAHRI HARVEY
SENIOR GUARD



#11 QUADIR PETTAWAY
JUNIOR GUARD




#12 CARL PARRISH III
SOPHOMORE GUARD



#14 JAYLEN PETERSON
SOPHOMORE FORWARD



#15 JONAH PIERCE
SENIOR FORWARD



#30 KALEB SCOTT
SENIOR FORWARD



QUINTON FERRELL
HEAD COACH



AL'LONZO COLEMAN
ASSISTANT COACH



JUSTIN GRIFFITH
ASSISTANT COACH



ROB LANE
ASSISTANT COACH



ANDREW THIEDE
STRENGTH &
CONDITIONING COACH/
DOBO



Head Coach Quinton Ferrell

Sixth Season

Quinton Ferrell is in his sixth season as head coach, and eleventh overall as a member of the PC coaching staff, having served as an assistant coach from 2007-2012.

Ferrell, who helped Presbyterian College to an NCAA Division II Tournament appearance in 2005 and two 20-win seasons in his four years as a student-athlete, returned to his alma mater as the 19th head coach in men's basketball program history on April 11, 2019.

COACHING CAREER AT PRESBYTERIAN

In his first season (2019-20), the Blue Hose collected a 10-22 overall record and 7-11 mark in the league. The 10 overall wins tied for seventh in the PC DI record book for total victories, and the seven conference wins, tied for fourth. PC experienced a five-game winning streak during the season, which tied for the longest winning streak since the 2017 season.

In his second season (2020-21) which came during the COVID-19 pandemic, Rayshon Harrison was named Big South Conference Freshman of the Year, Second Team All-Big South Conference as well as being a CollegeInsider.com Freshman All-American. Owen McCormack earned Big South Conference All-Academic team honors.

In his third season (2021-22), the Blue Hose defeated VMI, New Orleans, and Central Arkansas to capture the University of New Orleans Classic title. Rayshon Harrison was named Second Team All-Big South Conference and earned Second Team NABC All-District 3 honors. Owen McCormack garnered the Big South Scholar-Athlete of the Year award while being named to the Big South Conference All-Academic team. Marquis Barnett was named to the Big South All-Freshman team. Owen McCormack and Jack McMahon were recognized for their hard work in the classroom by being selected for the NABC Honors Court. McCormack also earned College Sports Communicators Academic All-District honors.

In his fourth season (2022-23), Jalen Forrest was named to the Big South All-Freshman team. Owen McCormack claimed the Big South Scholar-Athlete of the Year award for the second straight season while being named to the Big South Conference All-Academic team for the second time. McCormack also earned College Sports Communicators Academic All-District honors again.

In his fifth season (2023-24), he guided the Blue Hose to the program's second postseason tournament bid in the Division I era with a berth in the CBI. Presbyterian began the season with a road victory at SEC foe Vanderbilt. The Blue Hose tied for fifth in the Big South which was tied for the highest Big South finish in school history. Marquis Barnett was a Second Team All-Big South honoree. Kory Mincy earned Big South All-Freshman team accolades. Trevon Reddish-Rhone was recognized for his hard work in the classroom with a Big South All-Academic team selection.

PREVIOUS COACHING EXPERIENCE

Ferrell returned to PC after five seasons as an assistant coach at the College of Charleston, where he had a major responsibility in recruiting, scouting, and developing perimeter players.

Promoted to lead assistant in 2018-19, he worked with several standout players, including 2019 Colonial Athletic Association First Team All-Conference selections Jarrell Brantley and Grant Riller, as well as one of the best players in school history Joe Chealey, who garnered several awards during his time at CofC, including multiple CAA and NABC All-Conference honors, the Lou Henson All-American team, and became the third Cougar to play in the NBA.

The Cougars finished 2018-19 with a 24-9 overall record, its third straight 20+ win season, including non-conference victories over Rhode Island, VCU and Memphis. In 2017-18, the Cougars made a memorable run that included the program's second-straight 25-win campaign, an impressive 26-8 overall record and 14-4 mark in CAA play. The co-regular-season champions won the CAA Men's Basketball Championship and earned their first trip to the NCAA Tournament since 1999. Brantley was named to the All-CAA Second Team and Cameron Johnson to the CAA All-Defensive Team for the third year in a row.

Of the 13 scholarship players CofC had in 2019-20, Ferrell was responsible for signing 11 of them, and helped Head Coach Earl Grant resurrect a team that won nine games in 2014-15, to three straight 20+ winning seasons.

In 2016-17, the Cougars posted a 25-10 overall record, marking the program's first 20-win campaign since 2013. Charleston advanced to the championship game of the CAA Tournament for the first time since CofC joined the Colonial in 2013. The Cougars were also selected and made their fifth all-time appearance in the Postseason NIT. It was their first postseason berth (NCAA or NIT) since 2011.

In 2015-16 Ferrell helped develop four all-conference players including CAA All-Freshman team selection Marquis Pointer, as well as Rookie of the Year and All-CAA Third Team selection Brantley, the first freshman to receive such honors since 2006. CofC went 9-4 in non-conference action, including an upset of LSU and projected No. 1 NBA Draft pick Ben Simmons.

Prior to CofC, Ferrell served as an assistant coach at Army for one season under head coach Zach Spiker. The Black Knights recorded a program-best 10 conference wins in the Patriot League in 2013-14 and also turned in back-to-back winning seasons in league play for the first time in school history. He mentored unanimous First Team All-Patriot League selection Kyle Wilson and Patriot League All-Rookie Team member Tanner Omlid.

During the 2012-13 season, Ferrell served as an assistant coach at The Citadel under head coach Chuck Driesell. He worked with the Bulldogs' perimeter players, while holding major responsibility in recruiting, opponent scouting and the monitoring of players' academic progress. Ferrell worked with developing Citadel point guard Marshall Harris III, who handed out the second-most single-season assists (155) in program history, and recruited Southern Conference All-Freshman Team member Brian White.

Prior to his tenure at The Citadel, Ferrell spent five years as an assistant coach at PC. In addition to working with both perimeter and post players, he was responsible for a wide variety of tasks including recruiting, scouting, team travel, equipment and academics.

In 2007-08, Ferrell helped the Blue Hose transition from NCAA Division II status into the NCAA Division I ranks, and was part of a staff which engineered victories over Auburn, Wake Forest and 20th-ranked Cincinnati during his time in Clinton, S.C.. He recruited the top two scorers in school history in Khalid Mutakabbir (1,576 points) and Al'Lonzo Coleman (1,501 points), who went on to earn All-Big South Conference honors twice.

COLLEGIATE PLAYING CAREER

Ferrell joined the Blue Hose coaching staff the first time around after a productive four years on the PC men's basketball team. A three-year starter at point guard for PC, Ferrell is regarded as one of the best defenders to ever play at PC under former head coach Gregg Nibert.

Ferrell was on the 2005-06 Blue Hose basketball team that advanced to the NCAA Division II South Atlantic Regional Semifinals. He was also a senior captain on the 2006-07 Blue Hose squad that finished with 20 wins for the second consecutive season and led the Blue Hose in assists and steals in each of his final two seasons and was twice named the program's Most Valuable Defensive Player.

EDUCATION

Ferrell graduated from Presbyterian with a degree in accounting in 2007.

FAMILY

Ferrell is married to the former Kimberly Turner, of Augusta, Ga., and the couple has a son, Qaiden Mauricio (8), and two daughters, Keziah Renata (6), and Kelie Riel (Born in Sept. 2024).

QUINTON FERRELL FILE:

Alma Mater:

Presbyterian - 2007
(Bachelor's - Accounting)

Family:

Wife: Kimberly
Children: Qaiden, Keziah, Kelsie

Record at Presbyterian: 55-110 (6 years)

Career Record: Same

Conference Record at Presbyterian: 23-62 (5 years)

Career Conference Record: Same

COACHING HISTORY:

Presbyterian, Head Coach: 2019 -
College of Charleston, Assistant Coach: 2014-19
Army, Assistant Coach: 2013-14
The Citadel, Assistant Coach: 2012-13
Presbyterian, Assistant Coach: 2007-12

COACH QUINTON FERRELL

YEAR-BY-YEAR RECORD

YEAR	OVERALL	CONFERENCE
2019-20	10-22	7-11
2020-21	7-15	5-12
2021-22	12-20	4-12
2022-23	5-27	1-17
2023-24	14-19	6-10
2024-25	7-7	0-0
Totals	55-110	23-62



AL'LONZO COLEMAN ASSISTANT COACH

Former Blue Hose standout forward Al'Lonzo Coleman is in his second season as an assistant coach. Coleman joined the Blue Hose coaching staff after spending 11 years playing professional basketball.

In his first season on the Blue Hose coaching staff, Coleman helped the Blue Hose earn the program's second postseason tournament bid in the Division I era with a berth in the CBI. Presbyterian began the season with a road victory at SEC foe Vanderbilt.

Before joining Presbyterian's coaching staff, he played pro basketball in Argentina, Ecuador, Mexico, Iceland, Finland, Israel, France, the Dominican Republic, Hungary, and Turkey. He averaged double-figure points in each of his 11 seasons of professional basketball. He averaged 20.7 points and 12.1 rebounds playing for Stjarnan in Iceland's First Division in the 2015-16 season while earning All-League honors. On February 7, 2016, he scored a career-high 41 points against Thor Thorl playing for Stjarnan. Playing for Hapoel Ramat Gan in Israel, he averaged 19.0 points and 14.0 rebounds. Playing for Maccabi Rehovot in Israel, he grabbed a career-high 24 rebounds against Maccabi Haifa on January 9, 2018. During his career, he was a two-time Import Player of the Year in Israel in the 2017-18 and 2020-21 seasons. In 2016-17, he was a member of the All-Defensive team in Finland. He played on three teams that reached the Finals of their respective leagues including being part of a league championship team in Ecuador.

During his career at Presbyterian, Coleman became the first player in the program's history to garner First Team All-Big South honors when he collected the accolade in 2012. He was a Second Team All-Big South selection in 2009. As a freshman, while helping the Blue Hose usher in the Division I era he was named NCAA Division I Independent Newcomer of the Year in 2008 after leading the Blue Hose in scoring (11.2 ppg) and rebounding (5.0 rpg). He also garnered a spot on the All-Independent Second Team and on the Division I Independent All-Newcomer team.

In his stellar career at Presbyterian from 2007-12, Coleman scored 1,499 points, which is the third most points scored by a Blue Hose player in the Division I era, while grabbing a program Division I record 786 rebounds. Coleman was the first player in school history to score 1,000 points in Division I basketball. He holds Presbyterian Division I era career records for free throws made (417), free throws attempted (632), defensive rebounds (532), and offensive rebounds (254). He also collected six of the eight highest single-game rebounds totals in the program's Division I era including grabbing a program-best 18 boards at Winthrop on February 14, 2012.

A Charlotte, North Carolina native, Coleman graduated from Presbyterian with a degree in Business Management with a double minor in Physical Education and Coaching in 2012. Coleman has a daughter, Zoë (8).



JUSTIN GRIFFITH ASSISTANT COACH

Justin Griffith is in his third season as an assistant coach at Presbyterian College.

Griffith during his 12-year college coaching career, which has included stops at Presbyterian, North Carolina Wesleyan, Lander, Mount Olive, and Winston-Salem State, has coached and recruited four All-Americans, five All-Region players, 26 All-Conference Players, three Conference Defensive Players of the Year, two Conference Players of the Year and one Conference Freshman of the Year.

In his two seasons at Presbyterian, the Blue Hose earned the program's second postseason tournament bid in the Division I era with a berth in the 2024 CBI. He has coached one All-Big South selection and two Big South All-Freshman team honorees. The Blue Hose also began the 2023-24 season with a road victory at SEC foe Vanderbilt.

Before coming to PC, Griffith spent two years as an assistant coach at his alma mater North Carolina Wesleyan College.

In Griffith's two seasons as an assistant coach at North Carolina Wesleyan, he helped guide the Battling Bishops to a 20-11 record which included a 19-2 home record. In the 2020-21 season, the Bishops won the USA South Athletic Conference East Division title and reached a national ranking of 15th.

Before his time at North Carolina Wesleyan, Griffith spent the 2019-20 season as an assistant coach at Lander University. In that season, he helped lead the Bearcats to a 23-8 overall record, a Peach Belt Conference Tournament Championship, and a berth in the NCAA tournament.

Griffith began his coaching career at the University of Mount Olive in 2012. During his six seasons at Mount Olive, the Trojans won the 2014 Conference Carolinas Championship while finishing in the top four in the conference five of his six seasons. At Mount Olive, he coached and recruited three league defensive players of the year, one conference player of the year, and numerous all-conference players.

In the 2013-14 season, Griffith left Mount Olive for one season to be on the coaching staff at Winston-Salem State. He would return to Mount Olive for the 2014-15 season. In his one season at Winston-Salem State, he helped guide the Rams to a 19-7 record which included the CIAA South Division regular-season title and a trip to the CIAA championship game.

The Winston-Salem, North Carolina native graduated in 2012 with a Bachelor's degree in Business Administration from North Carolina Wesleyan. During his playing career at North Carolina Wesleyan, he was a two-year team captain who helped the Bishops capture three USA South Conference Championships. In 2020, Griffith graduated with a Master's degree in Athletic Administration from Coker University.

Griffith and his wife Juannette have one daughter: Zoe.



ROB LANE ASSISTANT COACH

Rob Lane is in his first season as an assistant coach and his third season as a member of Presbyterian's coaching staff after spending the last two seasons as the program's Director of Basketball Operations.

Lane came to Presbyterian after spending the 2021-22 season as an assistant basketball coach at Sarah Lawrence College. At Sarah Lawrence, he helped with skill development as well as opponent scouting and creating game plans. He played an integral role in helping the Gryphons make their third straight postseason appearance.

Before Sarah Lawrence, Lane was a graduate assistant at his alma mater, the University of Pittsburgh from 2019-21. In that role, he assisted with day-to-day operations, video scouting and analytics, skill development, and on-campus recruiting. At Pitt, he played a role in the development of All-American Justin Champagnie.

As an undergraduate at Pitt, he was a four-year manager with the men's basketball program. In 2019, the White Plains, New York native graduated from Pittsburgh with a degree in communications and a minor in sociology.

#0 // IVERSON KING**Freshman // G // 6-6 // 205 // Lewisville, N.C. // Forsyth Country Day****SEASON HIGHS**

Points.....	14 (two times)
Field Goals.....	7 vs. Virginia Lynchburg (12/18/24)
Field Goal Attempts.....	9 vs. Virginia Lynchburg (12/18/24)
3-Pt Field Goals.....	1 (four times)
3-Pt Field Goal Attempts.....	2 vs. Youngstown State (11/22/24)
Free Throws.....	3 vs. Carolina Christian (11/6/24)
Free Throws Attempts.....	4 vs. Carolina Christian (11/6/24)
Rebounds.....	8 vs. Carolina Christian (11/6/24)
Offensive.....	2 vs. Carolina Christian (11/6/24)
Defensive.....	6 vs. Carolina Christian (11/6/24)
Assists.....	2 (three times)
Blocked Shots.....	2 vs. Manhattan (12/21/24)
Steals.....	4 vs. Carolina Christian (11/6/24)
Minutes.....	23 vs. Wofford (11/13/24)

Season

Double Figure Scoring games.....	4
20-point games.....	0
30-point games.....	0
Double Figure Rebounding games.....	0
Double Figure Assists games.....	0
Led in Scoring.....	0
Led in Rebounding.....	0
Led in Assists.....	0
Double-Doubles.....	0

At Presbyterian -

2024-25: Played in his first college game at Charlotte (November 4)...Recorded his first career double-figure scoring game with 14 points (5-for-7 shooting from the field) with four steals in the win over Carolina Christian (November 6)...Solid game with eight points (3-for-3 shooting from the field) in the win over Wofford (November 13)...Scored 10 points (4-for-5 shooting from the field) in the win over Youngstown State (November 22)...Scored 11 points (4-for-5 shooting from the field) with two assists at Tennessee Tech (November 27)...Scored 14 points on 7-for-9 shooting from the field in the win over Virginia Lynchburg (December 18).

2024-25 GAME BY GAME

Opponent	Date	GS	Min	TOTAL			3-PTS			FREE THROWS			REBOUNDS			PF	FO	A	TO	Blk	Stl	Pts	Avg
				FG	FGA	Pct	3FG	FGA	Pct	FT	FTA	Pct	Off	Def	Tot								
at Charlotte	11/4/24		2	0	1	.000	0	0	.000	0	0	.000	0	0	0	0.0	0	0	0	0	0	0.0	
Carolina Christian	11/6/24		16	5	7	.714	1	1	1.000	3	4	.750	2	6	8	4.0	0	2	0	0	4	7.0	
at NC State	11/8/24		5	2	3	.667	0	0	.000	0	0	.000	0	1	1	3.0	1	0	0	1	0	6.0	
Wofford	11/13/24		23	3	3	1.000	1	1	1.000	1	2	.500	0	1	1	2.5	3	0	1	0	0	8.5	
at Kennesaw State	11/16/24		18	0	0	.000	0	0	.000	3	6	.500	1	2	3	2.6	1	0	0	1	0	5.8	
at Stephen F. Austin	11/21/24		17	1	4	.250	0	0	.000	0	0	.000	0	1	1	2.3	4	0	1	0	1	5.2	
vs. Youngstown State	11/22/24		13	4	5	.800	1	2	.500	1	2	.500	1	1	2	2.3	3	0	1	1	0	10.9	
vs. Monmouth	11/23/24		13	2	3	.667	0	0	.000	0	0	.000	0	0	0	2.0	0	0	0	0	1	4.6	
at Tennessee Tech	11/27/24		16	4	5	.800	1	1	1.000	2	2	1.000	0	1	1	1.9	5	1	2	0	0	11.6	
at Florida A&M	12/3/24		18	1	4	.250	0	0	.000	0	0	.000	0	2	2	1.9	2	0	1	2	1	2.8	
Columbia College	12/11/24		20	1	2	.500	0	0	.000	1	3	.333	1	2	3	2.0	2	0	2	0	1	3.5	
at Miami	12/15/24		9	2	3	.667	0	0	.000	0	1	.000	0	1	1	1.9	0	0	0	0	0	5.4	
Virginia Lynchburg	12/18/24		22	7	9	.778	0	1	.000	0	0	.000	0	5	5	2.2	3	0	0	1	0	14.6	
Manhattan	12/21/24		8	1	2	.500	0	1	.000	0	1	.000	1	0	1	2.1	1	0	0	2	0	2.8	
Totals			200	33	51	.647	4	9	.444	11	21	.524	6	23	29	2.1	25	1	10	6	5	13.8	

CAREER STATISTICS

				Field Goals		3-Point		F-Throws		Rebounds									Scoring	
SEASON	TEAM	GP-GS	MIN/AVG	FG-FGA	FG%	3FG-3FGA	3FG%	FT-FTA	FT%	OFF	DEF	TOT	AVG	PF-FO	A	TO	BLK	STL	PTS	AVG
2024-25	Presb	14-0	200/14.3	33-51	.647	4-9	.444	11-21	.524	6	23	29	2.1	25-1	10	6	5	13	81	5.8
TOTAL		14-0	200/14.3	33-51	.647	4-9	.444	11-21	.524	6	23	29	2.1	25-1	10	6	5	13	81	5.8

#3 // KOBE STEWART

Senior // G/F // 6-7 // 200 // Augusta, Ga. // Cross Creek



SEASON HIGHS	CATEGORIES	CAREER HIGHS
26 vs. Wofford (11/13/24)	POINTS	26 vs. Wofford (11/13/24)
9 (two times)	FIELD GOALS	9 (two times)
16 at NC State (11/8/24)	FIELD GOAL ATTEMPTS	16 at NC State (11/8/24)
6 vs. Wofford (11/13/24)	3-PT. FIELD GOALS	6 vs. Wofford (11/13/24)
7 (two times)	3-PT. FIELD GOAL ATTEMPTS	7 (two times)
5 (two times)	FREE THROWS	5 (two times)
7 vs. Wofford (11/13/24)	FREE THROW ATTEMPTS	7 vs. Wofford (11/13/24)
10 vs. Wofford (11/13/24)	REBOUNDS	15 vs. High Point (2/15/23)
3 (two times)	OFFENSIVE REBOUNDS	6 (2x) latest at Winthrop (1/4/23)
8 (two times)	DEFENSIVE REBOUNDS	12 vs. High Point (2/15/23)
6 (two times)	ASSISTS	6 (two times)
1 (four times)	BLOCKED SHOTS	2 (two times)
3 (two times)	STEALS	6 vs. USC Upstate (2/15/21)
41 at Stephen F. Austin (11/21/24)	MINUTES	41 at Stephen F. Austin (11/21/24)
Season (Career)		
Double Figure Scoring games		10 (31)
20-point games		4 (5)
30-point games		0 (0)
Double Figure Rebounding games		1 (3)
Double Figure Assists games		0 (0)
Led in Scoring		5 (9)
Led in Rebounding		1 (13)
Led in Assists		3 (13)
Double-Doubles		1 (3)

At Presbyterian -

2024-25: Scored 20 points on a blistering shooting performance (7-for-8 from the field, 5-for-6 from the free throw line) with six rebounds and five assists in only 17 minutes of action in the win over Virginia Lynchburg (December 18)...Strong performance with 21 points (9-for-12 shooting from the field) with four rebounds and four assists in just 23 minutes of action in the win over Columbia College (December 11)...Named MVP of the Axe'Em Classic (November 21-23) after averaging 12.3 points, 6.3 rebounds, and 3 assists while helping lead the Blue Hose to the tournament title...Scored 17 points, grabbed five rebounds and dished out six assists in the win over Monmouth (November 23)...Solid game with 11 points and eight rebounds in the win over Youngstown State (November 22)...Posted a double-double with 26 points (shooting 6-for-7 from beyond the three-point arc) while grabbing 10 rebounds in the win over Wofford (November 13). Scored 21 points and grabbed seven rebounds in the second half in helping the Blue Hose rally from an eight point halftime deficit in the Wofford win...Scored 20 points while connecting on nine field goals while dishing out three assists with three steals at NC State (November 8)...Strong game with 19 points (7-for-11 shooting from the field) in 20 minutes of action in the win over Carolina Christian (November 6).

2024-25 GAME BY GAME

		TOTAL			3-PTS			FREE THROWS			REBOUNDS													
Opponent	Date	GS	Min	FG	FGA	Pct	3FG	FGA	Pct	FT	FTA	Pct	Off	Def	Tot	Avg	PF	FO	A	TO	Blk	Stl	Pts	Avg
at Charlotte	11/4/24	*	25	3	8	.375	2	6	.333	0	0	.000	0	1	1	1.0	4	0	1	0	0	0	8	8.0
Carolina Christian	11/6/24	*	20	7	11	.636	1	4	.250	4	4	1.000	1	2	3	2.0	0	0	1	0	0	0	19	13.5
at NC State	11/8/24	*	38	9	16	.563	1	6	.167	1	2	.500	3	1	4	2.7	1	0	3	1	0	3	20	15.7
Wofford	11/13/24	*	35	8	14	.571	6	7	.857	4	7	.571	2	8	10	4.5	2	0	2	0	0	1	26	18.3
at Kennesaw State	11/16/24	*	28	3	10	.300	0	3	.000	0	0	.000	0	1	1	3.8	5	1	0	0	0	0	6	15.8
at Stephen F. Austin	11/21/24	*	40	2	13	.154	1	5	.200	4	6	.667	1	5	6	4.2	3	0	2	2	1	0	9	14.7
vs. Youngstown State	11/22/24	*	37	4	9	.444	1	2	.500	2	2	1.000	0	8	8	4.7	0	0	1	1	1	3	11	14.1
vs. Monmouth	11/23/24	*	36	7	13	.538	3	5	.600	0	1	.000	1	4	5	4.8	2	0	6	5	0	2	17	14.5
at Tennessee Tech	11/27/24	*	35	3	14	.214	1	4	.250	0	0	.000	0	4	4	4.7	1	0	6	0	0	1	7	13.7
at Florida A&M	12/3/24	*	36	4	15	.267	1	5	.200	5	6	.833	2	3	5	4.7	2	0	3	1	0	1	14	13.7
Columbia College	12/11/24	*	23	9	12	.750	1	2	.500	2	2	1.000	2	2	4	4.6	0	0	4	1	1	1	21	14.4
at Miami	12/15/24	*	36	4	10	.400	3	7	.429	2	2	1.000	0	2	2	4.4	1	0	1	0	1	0	13	14.3
Virginia Lynchburg	12/18/24	*	17	7	8	.875	1	1	1.000	5	6	.833	3	3	6	4.5	1	0	5	9	1	1	20	14.7
Manhattabn	12/21/24	*	40	4	10	.400	0	4	.000	4	4	1.000	1	5	6	4.6	3	0	3	0	0	1	12	14.5
Totals			14	445	74	.454	22	61	.361	33	42	.786	16	49	65	4.6	25	1	38	11	5	14	203	14.5

CAREER STATISTICS

				Field Goals		3-Point		F-Throws		Rebounds									Scoring	
SEASON	TEAM	GP-GS	MIN/AVG	FG-FGA	FG%	3FG-3FGA	3FG%	FT-FTA	FT%	OFF	DEF	TOT	AVG	PF-FO	A	TO	BLK	STL	PTS	AVG
2020-21	Presb	21-0	211/10.0	13-38	.342	2-15	.133	8-9	.889	5	14	19	0.9	27-0	10	13	2	15	36	1.7
2021-22	Presb	32-18	628/19.6	68-145	.469	21-65	.323	14-27	.519	33	73	106	3.3	71-2	32	27	8	36	171	5.3
2022-23	Presb	32-0	666/20.8	90-173	.520	19-57	.333	26-47	.553	59	87	146	4.6	70-0	39	37	17	21	225	7.0
2023-24	Presb	33-15	891/27.0	102-222	.459	33-108	.306	32-47	.681	35	116	151	4.6	65-1	48	27	14	44	269	8.2
2024-25	Presb	14-14	445/31.8	74-163	.454	22-61	.361	33-42	.786	16	49	65	4.6	25-1	38	11	5	14	203	14.5
TOTAL		132-47	2841/21.5	347-741	.468	97-306	.317	113-172	.657	148	339	487	3.7	258-4	167	115	46	130	904	6.8

#4 // KORY MINCY

Sophomore // G // 6-2 // 180 // East Point, Ga. // Tri-Cities



SEASON HIGHS	CATEGORIES	CAREER HIGHS
28 at NC State (11/8/24)	POINTS	28 at NC State (11/8/24)
9 at Florida A&M (12/3/24)	FIELD GOALS	9 at Florida A&M (12/3/24)
19 at Florida A&M (12/3/24)	FIELD GOAL ATTEMPTS	19 at Florida A&M (12/3/24)
4 (two times)	3-PT FIELD GOALS	4 (three times)
10 at Florida A&M (12/3/24)	3-PT FIELD GOAL ATTEMPTS	10 at Florida A&M (12/3/24)
8 at NC State (11/8/24)	FREE THROWS	8 at NC State (11/8/24)
9 at NC State (11/8/24)	FREE THROW ATTEMPTS	9 at NC State (11/8/24)
7 at Florida A&M (12/3/24)	REBOUNDS	7 at Florida A&M (12/3/24)
3 at Florida A&M (12/3/24)	OFFENSIVE	3 at Florida A&M (12/3/24)
4 (four times)	DEFENSIVE	4 (five times)
10 (two times)	ASSISTS	10 (two times)
1 vs. Manhattan (12/21/24)	BLOCKED SHOTS	1 vs. Charleston Southern (3/2/24)
5 at Florida A&M (12/3/24)	STEALS	5 at Florida A&M (12/3/24)
40 (two times)	MINUTES	40 (two times)

Season/Career
Double Figure Scoring games..... 13 (19)
20-point games..... 2 (2)
30-point games..... 0 (0)
Double Figure Rebounding games..... 0 (0)
Double Figure Assists games..... 2 (2)
Led in Scoring..... 3 (5)
Led in Rebounding..... 0 (0)
Led in Assists..... 8 (14)
Double-Doubles..... 2 (2)

At Presbyterian -

2024-25: Named Big South Player of the Week (November 12) after averaging 18.7 points and 8 assists in Presbyterian's first three games... Scored a career-high 28 points (shooting 4-for-6 from beyond the three-point arc) with four assists and two steals at 2024 Final Four participant NC State (November 8)... Scored a career-high tying 17 points while dishing out ten assists for his first career double-double in Presbyterian's season-opening game at Charlotte (November 4)... Tallied another double-double with 11 points and 10 assists in the Blue Hose's win over Carolina Christian (November 6)... Scored 10 points and dished out four assists in a career-high 40 minutes in the win over Wofford (November 13)... Tallied a double-digit scoring game with 11 points in the win at Stephen F. Austin (November 21)... Scored 11 points with two steals in the win over Youngstown State (November 22)... Scored 16 points while grabbing 5 rebounds in the win over Monmouth (November 23)... Strong all-around performance with 27 points (5-for-5 from the free throw line), seven rebounds, five assists and five steals at Florida A&M (December 3)... Scored 10 points (4-for-4 from the field, 2-for-2 from beyond the three-point arc with eight assists in the win over Virginia Lynchburg (December 18)... Solid game with 18 points and seven assists against Manhattan (December 21).

2024-25 GAME BY GAME

		TOTAL			3-PTS			FREE THROWS			REBOUNDS													
Opponent	Date	GS	Min	FG	FGA	Pct	3FG	FGA	Pct	FT	FTA	Pct	Off	Def	Tot	Avg	PF	FO	A	TO	Blk	Stl	Pts	Avg
at Charlotte	11/4/24	*	35	4	12	.333	3	7	.429	6	7	.857	0	3	3	3.0	1	0	10	3	0	0	17	17.0
Carolina Christian	11/6/24	*	21	3	5	.600	3	4	.750	2	2	1.000	0	4	4	3.5	1	0	10	1	0	3	11	14.0
at NC State	11/8/24	*	38	8	15	.533	4	6	.667	8	9	.889	0	1	1	2.7	3	0	4	4	0	2	28	18.7
Wofford	11/13/24	*	40	3	11	.273	1	6	.167	3	4	.750	1	1	2	2.5	3	0	4	2	0	0	10	16.5
at Kennesaw State	11/16/24	*	27	2	9	.222	1	2	.500	3	3	1.000	0	1	1	2.2	2	0	3	2	0	3	8	14.8
at Stephen F. Austin	11/21/24	*	33	4	13	.308	1	6	.167	2	3	.667	0	2	2	2.2	2	0	1	6	0	3	11	14.2
vs. Youngstown State	11/22/24	*	28	5	11	.455	2	5	.400	0	0	.000	0	1	1	2.0	2	0	2	1	0	2	12	13.9
vs. Monmouth	11/23/24	*	32	4	11	.364	3	8	.375	5	6	.833	1	4	5	2.4	3	0	2	2	0	0	16	14.1
at Tennessee Tech	11/27/24	*	26	4	12	.333	3	7	.429	0	0	.000	0	4	4	2.6	0	0	1	3	0	0	11	13.8
at Florida A&M	12/3/24	*	40	9	19	.474	4	10	.400	5	5	1.000	3	4	7	3.0	3	0	5	5	0	5	27	15.1
Columbia College	12/11/24	*	28	6	9	.667	1	3	.333	1	1	1.000	2	3	5	3.2	2	0	6	3	0	3	14	15.0
at Miami	12/15/24	*	35	6	16	.375	1	6	.167	1	1	1.000	0	2	2	3.1	1	0	3	1	0	0	14	14.9
Virginia Lynchburg	12/18/24	*	17	4	4	1.000	2	2	1.000	0	0	.000	0	2	2	3.0	1	0	8	1	0	2	10	14.5
Manhattan	12/21/24	*	39	5	13	.385	2	6	.333	6	8	.750	1	2	3	3.0	1	0	7	5	1	2	18	14.8
Totals		14	440	67	160	.419	31	78	.397	42	49	.857	8	34	42	3.0	25	0	66	39	1	25	207	14.8

CAREER STATISTICS

SEASON	TEAM	GP-GS	MIN/AVG	Field Goals		3-Point		F-Throws		Rebounds				Scoring			
				FG-FGA	FG%	3FG-3FGA	3FG%	FT-FTA	FT%	OFF	DEF	TOT	AVG	PF-FO	A	TO	BLK STL
2023-24	Presb	33-11	516/15.6	73-163	.448	28-76	.368	23-34	.676	8	39	47	1.4	52-0	42	23	1 21
2024-25	Presb	14-14	440/31.4	67-160	.419	31-78	.397	42-49	.857	8	34	42	3.0	25-0	66	39	1 25
TOTAL		47-25	956/20.3	140-323	.433	59-154	.383	65-83	.783	16	73	89	1.9	77-0	108	62	2 46
																	404 8.6

#5 // HOUSTON JONES**Redshirt Sophomore // G // 6-5 // 195 // Lexington, S.C. //**

SEASON HIGHS	CATEGORIES	CAREER HIGHS
7 vs. Columbia College (12/11/24)	POINTS	11 vs. Allen (12/19/22)
2 vs. Columbia College (12/11/24)	FIELD GOALS	3 (3x) latest vs. Allen (12/19/22)
5 (two times)	FIELD GOAL ATTEMPTS	7 (2x) latest vs. Allen (12/19/22)
2 vs. Columbia College (12/11/24)	3-PT FIELD GOALS	3 (2x) vs. Elon (12/15/22)
3 (two times)	3-PT FIELD GOAL ATTEMPTS	7 vs. Elon (12/15/22)
1 vs. Columbia College (12/11/24)	FREE THROWS	3 vs. Allen (12/19/22)
2 vs. Columbia College (12/11/24)	FREE THROW ATTEMPTS	4 vs. Allen (12/19/22)
2 vs. Carolina Christian (11/6/24)	REBOUNDS	3 vs. Elon (12/15/22)
NA	OFFENSIVE	1 (2x) vs. Elon (12/15/22)
2 vs. Carolina Christian (11/6/24)	DEFENSIVE	2 (two times)
1 (three times)	ASSISTS	1 (four times)
NA	BLOCKED SHOTS	1 (2x) latest at Campbell (2/18/23)
1 (two times)	STEALS	1 (three times)
21 vs. Virginia Lynchburg (12/18/24)	MINUTES	25 vs. Elon (12/15/22)
Season (Career)		
Double Figure Scoring games		0 (2)
20-point games		0 (0)
30-point games		0 (0)
Double Figure Rebounding games		0 (0)
Double Figure Assists games		0 (0)
Led in Scoring		0 (1)
Led in Rebounding		0 (0)
Led in Assists		0 (0)
Double-Doubles		0 (0)

At Presbyterian -


2024-25: Saw action in 15 minutes off the bench in the win over Carolina Christian (November 6)...Scored seven points while shooting 2-for-3 from beyond the three-point arc in the win over Columbia College (December 11)...Saw action in a season-high 21 minutes in the win over Virginia Lynchburg (12/18/24)

2024-25 GAME BY GAME

2024-25 GAME BY GAME																								
Opponent	Date	GS	TOTAL			3-PTS			FREE THROWS			REBOUNDS			PF	FO	A	TO	Blk	Stl	Pts	Avg		
			Min	FG	FGA	Pct	3FG	FGA	Pct	FT	FTA	Pct	Off	Def									Tot	
Carolina Christian	11/6/24		15	1	5	.200	0	3	.000	0	0	.000	0	2	2	2.0	0	0	1	1	0	1	2	2.0
at Tennessee Tech	11/27/24		3	0	1	.000	0	1	.000	0	0	.000	0	0	0	1.0	0	0	1	0	0	0	0	1.0
at Florida A&M	12/3/24		1	0	0	.000	0	0	.000	0	0	.000	0	0	0	0.7	0	0	0	0	0	0	0	0.7
Columbia College	12/11/24		13	2	3	.667	2	3	.667	1	2	.500	0	0	0	0.5	2	0	0	1	0	1	7	2.3
Virginia Lynchburg	12/18/24		21	1	5	.200	0	2	.000	0	0	.000	0	1	1	0.6	1	0	1	0	0	0	2	2.2
Totals			53	4	14	.286	2	9	.222	1	2	.500	0	3	3	0.6	3	0	3	2	0	2	11	2.2

CAREER STATISTICS

SEASON	TEAM	GP-GS	MIN/AVG	FG-FGA	FG%	3FG-3FGA	3FG%	FT-FTA	FT%	OFF	DEF	TOT	AVG	PF-FO	A	TO	BLK	STL	PTS	AVG
2022-23	Presb	20-0	181/9.0	15-39	.385	13-34	.382	7-13	.538	2	6	8	0.4	11-0	1	2	2	1	50	2.5
2024-25	Presb	5-0	53/10.6	4-14	.286	2-9	.222	1-2	.500	0	3	3	0.6	3-0	3	2	0	2	11	2.2
TOTAL		25-0	234/9.3	19-53	.358	15-43	.349	8-15	.533	2	9	11	0.4	14-0	4	4	2	3	61	2.4

#7 // TRISTON WILSON**Freshman // G // 6-6 // 205 // Miami, Fla. // Miami Norland Senior****SEASON HIGHS**

Points.....	11 vs. Virginia Lynchburg (12/18/24)
Field Goals.....	4 vs. Virginia Lynchburg (12/18/24)
Field Goal Attempts.....	6 vs. Virginia Lynchburg (12/18/24)
3-Pt Field Goals.....	1 vs. Virginia Lynchburg (12/18/24)
3-Pt Field Goal Attempts.....	3 vs. Columbia College (12/11/24)
Free Throws.....	2 (three times)
Free Throws Attempts.....	2 (three times)
Rebounds.....	4 vs. Virginia Lynchburg (12/18/24)
Offensive.....	1 (two times)
Defensive.....	3 vs. Virginia Lynchburg (12/18/24)
Assists.....	3 (two times)
Blocked Shots.....	1 (two times)
Steals.....	2 vs. Virginia Lynchburg (12/18/24)
Minutes.....	21 vs. Virginia Lynchburg (12/18/24)

Season

Double Figure Scoring games.....	1
20-point games.....	0
30-point games.....	0
Double Figure Rebounding games.....	0
Double Figure Assists games.....	0
Led in Scoring.....	0
Led in Rebounding.....	0
Led in Assists.....	0
Double-Doubles.....	0

At Presbyterian -

2024-25: Recorded his first career double-figure scoring game with 11 points (shooting 4-for-6 from the field and 2-for-2 from the free throw line) with three assists and two steals in the win over Virginia Lynchburg (December 18)...Scored his first career points with six points (3-for-3 shooting from the field) with two rebounds off the bench in the win over Carolina Christian (November 6)...Scored four points and dished out three assists in the win over Columbia College (December 11).

2024-25 GAME BY GAME

Opponent	Date	GS	Min	TOTAL			3-PTS			FREE THROWS			REBOUNDS			PF	FO	A	TO	Blk	Stl	Pts	Avg	
				FG	FGA	Pct	3FG	FGA	Pct	FT	FTA	Pct	Off	Def	Tot									
Carolina Christian	11/6/24		13	3	3	1.000	0	0	.000	0	0	.000	0	2	2	2.0	2	0	1	0	0	1	6	6.0
Wofford	11/13/24		4	0	1	.000	0	0	.000	0	0	.000	0	0	0	1.0	1	0	0	0	0	0	0	3.0
at Kennesaw State	11/16/24		12	0	0	.000	0	0	.000	2	2	1.000	0	1	1	1.0	5	1	0	0	0	0	2	2.7
at Stephen F. Austin	11/21/24		4	0	0	.000	0	0	.000	0	0	.000	0	1	1	1.0	0	0	0	0	0	0	0	2.0
vs. Youngstown State	11/22/24		3	0	0	.000	0	0	.000	0	0	.000	0	0	0	0.8	0	0	0	0	0	0	0	1.6
vs. Monmouth	11/23/24		1	0	0	.000	0	0	.000	0	0	.000	0	0	0	0.7	0	0	0	0	0	0	0	1.3
at Florida A&M	12/3/24		3	0	0	.000	0	0	.000	0	0	.000	0	0	0	0.6	0	0	0	0	0	0	0	1.1
Columbia College	12/11/24		17	1	5	.200	0	3	.000	2	2	1.000	0	2	2	0.8	2	0	3	2	0	1	4	1.5
at Miami	12/15/24		7	0	1	.000	0	1	.000	0	0	.000	0	0	0	0.7	0	0	1	0	0	1	0	1.3
Virginia Lynchburg	12/18/24		21	4	6	.667	1	2	.500	2	2	1.000	1	3	4	1.0	2	0	3	0	0	2	11	2.3
Manhattan	12/21/24		4	0	0	.000	0	0	.000	0	0	.000	1	0	1	1.0	2	0	0	0	0	0	0	2.1
Totals			89	8	16	.500	1	6	.167	6	6	1.000	2	9	11	1.0	14	1	8	2	0	5	23	2.1

CAREER STATISTICS

				Field Goals		3-Point		F-Throws		Rebounds				Scoring						
SEASON	TEAM	GP-GS	MIN/AVG	FG-FGA	FG%	3FG-3FGA	3FG%	FT-FTA	FT%	OFF	DEF	TOT	AVG	PF-FO	A	TO	BLK	STL	PTS	AVG
2024-25	Presb	11-0	89/8.1	8-16	.500	1-6	.167	6-6	1.000	2	9	11	1.0	14-1	8	2	0	5	23	2.1
TOTAL		11-0	89/8.1	8-16	.500	1-6	.167	6-6	1.000	2	9	11	1.0	14-1	8	2	0	5	23	2.1

#10 // JAMAHRI HARVEY

Senior // G // 6-5 // 175 // Fayetteville, N.C. // UNCW



SEASON HIGHS	CATEGORIES	CAREER HIGHS
17 vs. Columbia College (12/11/24)	POINTS	21 (2x) latest at North Florida (11/16/23)
6 vs. Columbia College (12/11/24)	FIELD GOALS	6 (five times)
15 vs. Manhattan (12/21/24)	FIELD GOAL ATTEMPTS	15 vs. Manhattan (12/21/24)
5 vs. Columbia College (12/11/24)	3-PT FIELD GOALS	5 (two times)
9 (three times)	3-PT. FIELD GOAL ATTEMPTS	9 (three times)
8 vs. Virginia Lynchburg (12/18/24)	FREE THROWS	8 vs. Virginia Lynchburg (12/18/24)
8 vs. Virginia Lynchburg (12/18/24)	FREE THROW ATTEMPTS	8 (three times)
6 at Tennessee Tech (11/27/24)	REBOUNDS	8 (two times)
1 (four times)	OFFENSIVE REBOUNDS	2 (two times)
6 at Tennessee Tech (11/27/24)	DEFENSIVE REBOUNDS	8 at North Florida (11/16/23)
3 (two times)	ASSISTS	4 (three times)
1 vs. Youngstown State (11/22/24)	BLOCKED SHOTS	1 (six times)
1 (six times)	STEALS	3 (four times)
33 vs. Manhattan (12/21/24)	MINUTES	35 at UNC Asheville (11/27/20)

Italics - Occurred while at UNCW

Season/Career at PC

Double Figure Scoring games	7 (16)
20-point games	0 (1)
30-point games	0 (0)
Double Figure Rebounding games	0 (0)
Double Figure Assists games	0 (0)
Led in Scoring	0 (4)
Led in Rebounding	0 (2)
Led in Assists	0 (2)
Double-Doubles	0 (0)

At Presbyterian -

2024-25: Enjoyed his best performance of the season with 17 points while connecting on five three-point field goals with three assists in the win over Columbia College (December 11)...Solid game with 10 points and six rebounds at Tennessee Tech (November 27)...Scored 13 points including connecting a big three-point field goal at the first half buzzer in the win over Monmouth (November 23)...Came off the bench and scored 11 points (shooting 3-for-5 from beyond the three-point arc) at Kennesaw State (November 16)...Dished out a three assists while starting the Blue Hose's season opening game at Charlotte (November 4)...Tallied his first double digit scoring game of the season with 11 points in the win over Carolina Christian (November 6)...Scored 14 points (2-for-3 from the field and a perfect 8-for-8 from the free throw line) in the win over Virginia Lynchburg (December 18)...Scored 13 points while connecting on three three-point field goals against Manhattan (December 21).

2024-25 GAME BY GAME

Opponent	Date	GS	Min	TOTAL		3-PTS		FREE THROWS		REBOUNDS		PF	FO	A	TO	Blk	Stl	Pts	Avg					
				FG	FGA	Pct	3FG	FGA	Pct	FT	FTA									Pct	Off	Def	Tot	Avg
at Charlotte	11/4/24	*	32	2	8	.250	2	5	.250	0	0	.000	0	1	1	1.0	3	0	6	6.0				
Carolina Christian	11/6/24	*	22	5	9	.556	1	3	.333	0	0	.000	0	0	0	0.5	4	0	11	8.5				
at NC State	11/8/24	*	18	0	4	.000	0	2	.000	1	2	.500	0	0	0	0.3	2	0	1	6.0				
at Kennesaw State	11/16/24		21	4	7	.571	3	5	.600	0	0	.000	1	1	2	0.8	2	0	11	7.3				
at Stephen F. Austin	11/21/24	*	17	1	6	.167	1	3	.333	0	0	.000	1	3	4	1.4	1	0	3	6.4				
vs. Yorktown State	11/22/24	*	29	0	3	.000	0	1	.000	0	0	.000	0	3	3	1.7	1	0	1	5.3				
vs. Monmouth	11/23/24	*	31	5	14	.357	3	9	.333	0	0	.000	0	3	3	1.9	2	0	13	6.4				
at Tennessee Tech	11/27/24	*	31	3	10	.300	3	7	.429	1	2	.500	0	6	6	2.4	3	0	10	6.9				
at Florida A&M	12/3/24	*	24	1	5	.200	1	5	.200	0	0	.000	0	4	4	2.6	4	0	3	6.4				
Columbia College	12/11/24	*	24	6	10	.600	5	9	.556	0	0	.000	0	3	3	2.6	1	0	17	7.5				
at Miami	12/15/24	*	26	1	7	.143	1	5	.200	0	0	.000	1	2	3	2.6	3	0	3	7.1				
Virginia Lynchburg	12/18/24	*	21	2	3	.667	2	3	.667	8	8	1.000	1	2	3	2.7	2	0	14	7.7				
Manhattan	12/21/24	*	33	5	15	.333	3	9	.333	0	0	.000	0	2	2	2.6	3	0	13	8.1				
Totals		12	330	35	101	.347	25	66	.379	10	12	.833	4	30	34	2.6	31	0	12	18	1	6	105	8.1

CAREER STATISTICS

SEASON	TEAM	GP-GS	MIN/AVG	Field Goals		3-Point		F-Throws		Rebounds				Scoring			
				FG-FGA	FG%	3FG-3FGA	3FG%	FT-FTA	FT%	OFF	DEF	TOT	AVG	PF-FO	A	TO	BLK STL
2020-21	UNCW	16-13	421/26.3	45-125	.360	21-58	.362	11-16	.688	7	27	34	2.1	48-1	28	21	0 11
2021-22	UNCW	31-12	570/18.4	53-152	.349	30-83	.361	24-32	.750	1	55	56	1.8	52-1	13	26	2 10
2022-23	UNCW	30-2	384/12.8	29-95	.305	24-75	.320	4-4	1.000	2	28	30	1.0	39-1	18	16	1 14
2023-24	Presb	21-16	489/23.3	56-154	.364	21-82	.256	32-42	.762	4	44	48	2.3	40-1	23	14	4 17
2024-25	Presb	13-12	330/25.4	35-101	.347	25-66	.379	10-12	.833	4	30	34	2.6	31-0	12	18	1 6
TOTAL FOR Presb		34-28	819/24.1	91-255	.357	46-148	.311	42-54	.778	8	74	82	2.4	71-1	35	32	5 23
TOTAL		111-55	2195/19.8	218-627	.348	121-364	.332	81-106	.764	18	184	202	1.8	210-4	94	95	8 58

#11 // QUADIR PETTAWAY

Junior // G // 6-2 // 180 // Newport News, Va. // Woodside



SEASON HIGHS	CATEGORIES	CAREER HIGHS
11 at Tennessee Tech (11/27/24)	POINTS	12 vs. High Point (2/15/23)
4 (two times)	FIELD GOALS	4 (four times)
6 at Stephen F. Austin (11/21/24)	FIELD GOAL ATTEMPTS	6 at Stephen F. Austin (11/21/24)
3 at Tennessee Tech (11/27/24)	3-PT FIELD GOALS	3 at Tennessee Tech (11/27/24)
5 at Stephen F. Austin (11/21/24)	3-PT FIELD GOAL ATTEMPTS	5 at Stephen F. Austin (11/21/24)
2 vs. Carolina Christian (11/6/24)	FREE THROWS	2 (two times)
2 (two times)	FREE THROW ATTEMPTS	3 vs. High Point (2/15/23)
3 (three times)	REBOUNDS	3 (four times)
1 (two times)	OFFENSIVE	2 vs. CIU (11/9/23)
3 (two times)	DEFENSIVE	3 (two times)
4 at Kennesaw State (11/16/24)	ASSISTS	4 at Kennesaw State (11/16/24)
NA	BLOCKED SHOTS	1 at Longwood (2/8/23)
1 (two times)	STEALS	1 (nine times)
20 at Tennessee Tech (11/27/24)	MINUTES	24 at East Carolina (11/12/22)
Season (Career)		
Double Figure Scoring games		1 (3)
20-point games		0 (0)
30-point games		0 (0)
Double Figure Rebounding games		0 (0)
Double Figure Assists games		0 (0)
Led in Scoring		0 (0)
Led in Rebounding		0 (0)
Led in Assists		2 (3)
Double-Doubles		0 (0)

At Presbyterian -

2024-25: Recorded his first double-figure scoring of the season with 11 points (4-for-5 shooting from the field, 3-for-4 shooting from beyond the three-point arc) while dishing out three assists at Tennessee Tech (November 27)...Scored seven points, grabbed three rebounds and dished out three assists in the win over Carolina Christian (November 6)...Dished out a game-high four assists at Kennesaw State (November 16).

2024-25 GAME BY GAME

Opponent	Date	GS	Min	TOTAL			3-PTS			FREE THROWS			REBOUNDS			PF	FO	A	TO	Blk	Stl	Pts	Avg
				FG	FGA	Pct	3FG	FGA	Pct	FT	FTA	Pct	Off	Def	Tot								
at Charlotte	11/4/24		4	0	1	.000	0	0	.000	0	0	.000	0	1	1	1.0	0	0	1	0	0	0	0.0
Carolina Christian	11/6/24		19	2	4	.500	1	2	.500	2	2	1.000	0	3	3	2.0	2	0	3	0	0	7	3.5
at NC State	11/8/24		16	0	2	.000	0	1	.000	0	0	.000	0	2	2	2.0	2	0	1	1	0	0	2.3
Wofford	11/13/24		6	1	1	1.000	0	0	.000	1	1	1.000	0	0	0	1.5	0	0	0	0	0	3	2.5
at Kennesaw State	11/16/24		13	0	1	.000	0	0	.000	0	0	.000	0	2	2	1.6	0	0	4	1	0	0	2.0
at Stephen F. Austin	11/21/24		13	1	6	.167	1	5	.200	0	0	.000	0	0	0	1.3	0	0	1	0	1	3	2.2
vs. Youngstown State	11/22/24		12	0	1	.000	0	0	.000	0	0	.000	0	0	0	1.1	1	0	2	0	0	1	1.9
vs. Monmouth	11/23/24		17	1	3	.333	1	2	.500	0	0	.000	0	1	1	1.1	3	0	2	0	0	3	2.0
at Tennessee Tech	11/27/24		20	4	5	.800	3	4	.750	0	0	.000	0	0	0	1.0	1	0	3	0	0	11	3.0
at Florida A&M	12/3/24		21	1	3	.333	1	2	.500	0	1	.000	0	3	3	1.2	1	0	2	1	0	3	3.0
at Miami	12/15/24		10	1	1	1.000	1	1	1.000	0	0	.000	1	0	1	1.2	2	0	1	0	0	3	3.0
Virginia Lynchburg	12/18/24		20	4	7	.571	1	2	.500	0	2	.000	1	2	3	1.3	1	0	1	1	0	9	3.5
Manhattan	12/21/24		9	1	3	.333	0	2	.000	0	0	.000	0	0	0	1.2	2	0	2	0	0	2	3.4
Totals			178	16	38	.421	9	21	.429	3	6	.500	2	14	16	1.2	15	0	20	7	0	44	3.4

CAREER STATISTICS

				Field Goals		3-Point		F-Throws		Rebounds									Scoring	
SEASON	TEAM	GP-GS	MIN/AVG	FG-FGA	FG%	3FG-3FGA	3FG%	FT-FTA	FT%	OFF	DEF	TOT	AVG	PF-FO	A	TO	BLK	STL	PTS	AVG
2022-23	Presb	19-0	220/11.6	14-31	.452	5-10	.500	4-6	.667	2	5	7	0.4	17-0	15	13	1	6	37	1.9
2023-24	Presb	1-0	11/10.9	0-3	.000	0-2	.000	0-0	.000	2	1	3	3.0	0-0	1	0	0	1	0	0.0
2024-25	Presb	13-0	178/13.7	16-38	.421	9-21	.429	3-6	.500	2	14	16	1.2	15-0	20	7	0	2	44	3.4
TOTAL		33-0	409/12.4	30-72	.417	14-33	.424	7-12	.583	6	20	26	0.8	32-0	36	20	1	9	81	2.5

#12 // CARL PARRISH

Sophomore // G // 6-3 // 170 // Miami Gardens, Fla. // Miami Norland Senior



SEASON HIGHS	CATEGORIES	CAREER HIGHS
23 vs. Manhattan (12/21/24)	POINTS	23 vs. Manhattan (12/21/24)
7 vs. Manhattan (12/21/24)	FIELD GOALS	7 vs. Manhattan (12/21/24)
12 vs. Manhattan (12/21/24)	FIELD GOAL ATTEMPTS	12 vs. Manhattan (12/21/24)
6 vs. Manhattan (12/21/24)	3-PT FIELD GOALS	6 vs. Manhattan (12/21/24)
8 vs. Carolina Christian (11/6/24)	3-PT FIELD GOAL ATTEMPTS	8 (two times)
4 at Stephen F. Austin (11/21/24)	FREE THROWS	4 at Stephen F. Austin (11/21/24)
6 at Stephen F. Austin (11/21/24)	FREE THROW ATTEMPTS	6 at Stephen F. Austin (11/21/24)
9 vs. Manhattan (12/21/24)	REBOUNDS	9 vs. Manhattan (12/21/24)
2 vs. Manhattan (12/21/24)	OFFENSIVE	2 vs. Manhattan (12/21/24)
7 vs. Manhattan (12/21/24)	DEFENSIVE	7 vs. Manhattan (12/21/24)
7 vs. Columbia College (12/11/24)	ASSISTS	7 vs. Columbia College (12/11/24)
NA	BLOCKED SHOTS	NA
2 (two times)	STEALS	2 (four times)
41 vs. Manhattan (12/21/24)	MINUTES	41 vs. Manhattan (12/21/24)
Season/Career		
Double Figure Scoring games		8 (10)
20-point games		1 (1)
30-point games		0 (0)
Double Figure Rebounding games		0 (0)
Double Figure Assists games		0 (0)
Led in Scoring		1 (1)
Led in Rebounding		0 (0)
Led in Assists		1 (2)
Double-Doubles		0 (0)

At Presbyterian -

2024-25: Nearly recorded a double-double with his first career 20 point scoring game with 23 points (shooting 6-for-9 from beyond the three-point arc) with nine rebounds against Manhattan (December 21)...Came off the bench and scored 12 points (shooting 5-for-6 from the field, 2-for-2 from beyond the three-point arc) in Presbyterian's season-opening game at Charlotte (November 4)...Scored 11 points while grabbing five rebounds in the win over Carolina Christian (November 6)...Started and scored 11 points in the win over Wofford (November 13)...Solid game with 11 points and six rebounds in the win at Stephen F. Austin (November 21)...Strong game with 12 points (5-for-9 shooting from the field) while dishing out seven assists in the win over Columbia College (December 11).

2024-25 GAME BY GAME

Opponent	Date	GS	Min	TOTAL			3-PTS			FREE THROWS			REBOUNDS			PF	FO	A	TO	Blk	Stl	Pts	Avg		
				FG	FGA	Pct	3FG	FGA	Pct	FT	FTA	Pct	Off	Def	Tot									Avg	
at Charlotte	11/4/24		23	5	6	.833	2	2	1.000	0	0	.000	0	0	0	0.0	1	0	0	0	0	12	12.0		
Carolina Christian	11/6/24		14	4	10	.400	3	8	.375	0	0	.000	0	5	5	2.5	1	0	1	0	2	11	11.5		
at NC State	11/8/24		23	2	5	.400	0	1	.000	1	1	1.000	0	1	1	2.0	1	0	0	1	0	5	9.3		
Wofford	11/13/24	*	34	4	10	.400	1	4	.250	2	2	1.000	0	1	1	1.8	2	0	1	0	1	11	9.8		
at Kennesaw State	11/16/24	*	19	1	3	.333	1	3	.333	1	2	.500	0	2	2	1.8	1	0	0	1	0	4	8.6		
at Stephen F. Austin	11/21/24		24	3	7	.429	1	3	.333	4	6	.667	0	6	6	2.5	1	0	1	1	0	2	11	9.0	
vs. Youngstown State	11/22/24		11	1	2	.500	1	1	1.000	0	0	.000	0	1	1	2.3	1	0	1	1	0	3	8.1		
vs. Monmouth	11/23/24		4	0	0	.000	0	0	.000	0	0	.000	0	0	0	2.0	1	0	1	0	0	0	7.1		
at Tennessee Tech	11/27/24		13	0	1	.000	0	1	.000	0	0	.000	0	1	1	1.9	1	0	0	2	0	0	6.3		
Columbia College	12/11/24	*	31	5	9	.556	2	5	.400	0	0	.000	0	4	4	2.1	2	0	7	1	0	1	12	6.9	
at Miami	12/15/24	*	28	4	11	.364	3	7	.429	2	2	1.000	0	0	0	1.9	4	0	0	0	0	13	7.5		
Virginia Lynchburg	12/18/24	*	23	5	9	.556	1	3	.333	2	2	1.000	0	4	4	2.1	3	0	3	3	0	1	13	7.9	
Manhattan	12/21/24	*	41	7	12	.583	6	9	.667	3	3	1.000	2	7	9	2.6	5	1	2	0	0	23	9.1		
Totals			6	288	41	.85	.482	21	.47	.447	15	18	.833	2	32	34	2.6	24	1	17	10	0	8	118	9.1

CAREER STATISTICS

				Field Goals		3-Point		F-Throws		Rebounds								Scoring		
SEASON	TEAM	GP-GS	MIN/AVG	FG-FGA	FG%	3FG-3FGA	3FG%	FT-FTA	FT%	OFF	DEF	TOT	AVG	PF-FO	A	TO	BLK	STL	PTS	AVG
2023-24	Presb	22-3	176/8.0	22-54	.407	14-34	.412	4-4	1.000	1	14	15	0.7	17-0	18	13	0	6	62	2.8
2024-25	Presb	13-6	288/22.1	41-85	.482	21-47	.447	15-18	.833	2	32	34	2.6	24-1	17	10	0	8	118	9.1
TOTAL		35-9	464/13.2	63-139	.453	35-81	.432	19-22	.864	3	46	49	1.4	41-1	35	23	0	14	180	5.1

#14 // JAYLEN PETERSON**Redshirt Sophomore // F // 6-8 // 200 // Stone Mountain, Ga. // Greenforest-McCalep**

SEASON HIGHS	CATEGORIES	CAREER HIGHS
12 at Miami (12/15/24)	POINTS	12 at Miami (12/15/24)
5 (three times)	FIELD GOALS	5 (three times)
8 (two times)	FIELD GOAL ATTEMPTS	8 (two times)
NA	3-PT FIELD GOALS	NA
NA	3-PT FIELD GOAL ATTEMPTS	NA
4 vs. Manhattan (12/21/24)	FREE THROWS	4 vs. Manhattan (12/21/24)
7 vs. Manhattan (12/21/24)	FREE THROW ATTEMPTS	7 vs. Manhattan (12/21/24)
12 vs. Monmouth (11/23/24)	REBOUNDS	12 vs. Monmouth (11/23/24)
7 vs. Monmouth (11/23/24)	OFFENSIVE	7 vs. Monmouth (11/23/24)
8 vs. Columbia College (12/11/24)	DEFENSIVE	8 vs. Columbia College (12/11/24)
2 (two times)	ASSISTS	2 (two times)
4 vs. Carolina Christian (11/6/24)	BLOCKED SHOTS	4 vs. Carolina Christian (11/6/24)
3 (two times)	STEALS	3 (two times)
31 at Stephen F. Austin (11/21/24)	MINUTES	31 at Stephen F. Austin (11/21/24)

Season/Career

Double Figure Scoring games	4 (4)
20-point games	0 (0)
30-point games	0 (0)
Double Figure Rebounding games	4 (4)
Double Figure Assists games	0 (0)
Led in Scoring	0 (0)
Led in Rebounding	5 (6)
Led in Assists	1 (1)
Double-Doubles	2 (2)

At Presbyterian -

2024-25: Collected his fourth double-figure rebounds game of the season with 10 boards against Manhattan (December 21)...Solid all-around game at Miami (December 15) with 12 points, 8 rebounds, 3 assists and 2 blocked shots...Posted his second double-double with 11 points and 12 rebounds in the win over Columbia College (December 11)...Tallied his first career double-double with 11 points and 11 rebounds at Tennessee Tech (November 27)...Had one of the best games of his career with his first career double-digits rebounds performance with 12 boards (with 7 offensive rebounds) while scoring eight points in the win over Monmouth (November 23)...Recorded his first career double-figure scoring game with 11 points (5-for-8 shooting from the field) at Kennesaw State (November 16)...Made his first career start in Presbyterian's season opening game at Charlotte (November 4), scored six points and grabbed six rebounds...Nearly recorded a double-double with eight points and eight rebounds with four blocked shots in the win over Carolina Christian (November 6).

2024-25 GAME BY GAME

Opponent	Date	GS	TOTAL			3-PTS			FREE THROWS			REBOUNDS			PF	FO	A	TO	Blk	Stl	Pts	Avg			
			Min	FG	FGA	Pct	3FG	FGA	Pct	FT	FTA	Pct	Off	Def									Tot		
at Charlotte	11/4/24	*	19	3	5	.600	0	0	.000	0	0	.000	2	4	6	6.0	1	0	0	1	2	0	6.0		
Carolina Christian	11/6/24	*	26	3	4	.750	0	0	.000	2	2	1.000	1	7	8	7.0	2	0	2	1	4	1	8	7.0	
at NC State	11/8/24	*	19	2	4	.500	0	0	.000	0	0	.000	3	4	7	7.0	0	0	0	1	1	0	4	6.0	
Wofford	11/13/24	*	17	3	4	.750	0	0	.000	0	0	.000	1	5	6	6.8	0	0	0	3	0	0	6	6.0	
at Kennesaw State	11/16/24	*	21	5	8	.625	0	0	.000	1	1	1.000	3	0	3	6.0	2	0	1	2	1	0	11	7.0	
at Stephen F. Austin	11/21/24	*	31	0	1	.000	0	0	.000	2	2	1.000	2	4	6	6.0	2	0	0	2	0	0	2	6.2	
vs. Youngstown State	11/22/24	*	20	0	2	.000	0	0	.000	0	2	.000	0	3	3	5.6	3	0	2	1	1	1	0	5.3	
vs. Monmouth	11/23/24	*	27	3	6	.500	0	0	.000	2	3	.667	7	5	12	6.4	2	0	1	0	2	1	8	5.6	
at Tennessee Tech	11/27/24	*	29	5	8	.625	0	0	.000	1	2	.500	5	6	11	6.9	1	0	1	0	1	0	11	6.2	
at Florida A&M	12/3/24	*	21	1	5	.200	0	0	.000	3	6	.500	5	3	8	7.0	3	0	0	3	2	0	5	6.1	
Columbia College	12/11/24		19	4	6	.667	0	0	.000	3	4	.750	4	8	12	7.5	0	0	0	1	2	1	11	6.5	
at Miami	12/15/24		21	5	6	.833	0	0	.000	2	32	.667	4	4	8	7.5	3	0	1	0	2	3	12	7.0	
Virginia Lynchburg	12/18/24		20	2	3	.667	0	0	.000	3	4	.750	1	4	5	7.3	1	0	0	1	2	3	7	7.0	
Manhattan	12/21/24		20	1	5	.200	0	0	.000	4	7	.571	6	4	10	7.5	2	0	1	3	0	1	6	6.9	
Totals			10	310	37	67	.552	0	0	.000	23	36	.639	44	61	105	7.5	22	0	9	19	20	11	97	6.9

CAREER STATISTICS

				Field Goals		3-Point		F-Throws		Rebounds									Scoring	
SEASON	TEAM	GP-GS	MIN/AVG	FG-FGA	FG%	3FG-3FGA	3FG%	FT-FTA	FT%	OFF	DEF	TOT	AVG	PF-FO	A	TO	BLK	STL	PTS	AVG
2022-23	Presb	14-0	70/5.0	6-12	.500	0-0	.000	4-6	.667	11	10	21	1.5	13-0	1	5	3	1	16	1.1
2024-25	Presb	14-10	310/22.1	37-67	.552	0-0	.000	23-36	.639	44	61	105	7.5	22-0	9	19	20	11	97	6.9
TOTAL		28-10	380/13.6	43-79	.544	0-0	.000	27-42	.643	55	71	126	4.5	35-0	10	24	23	12	113	4.0

#15 // JONAH PIERCE

Senior // F // 6-10 // 235 // Sanford, Fla. // Francis Marion University



SEASON HIGHS	CATEGORIES	CAREER HIGHS
22 at Charlotte (11/4/24)	POINTS	31 at Southern Wesleyan (1/16/23)
11 at Charlotte (11/4/24)	FIELD GOALS	14 at Southern Wesleyan (1/16/23)
13 vs. Youngstown State (11/22/24)	FIELD GOAL ATTEMPTS	19 at Southern Wesleyan (1/16/23)
NA	3-PT FIELD GOALS	1 (three times)
NA	3-PT FIELD GOAL ATTEMPTS	2 (two times)
8 at Kennesaw State (11/16/24)	FREE THROWS	10 vs. Lees-McRae (1/28/23)
12 at Kennesaw State (11/16/24)	FREE THROW ATTEMPTS	13 vs. Lees-McRae (1/28/23)
11 at Stephen F. Austin (11/21/24)	REBOUNDS	19 vs. Coker (12/30/22)
5 (two times)	OFFENSIVE REBOUNDS	7 at Chowan (2/1/23)
7 (two times)	DEFENSIVE REBOUNDS	13 vs. Coker (12/30/22)
2 (five times)	ASSISTS	6 vs. Pfeiffer (11/17/21)
2 (three times)	BLOCKED SHOTS	5 (two times)
1 (five times)	STEALS	3 (three times)
34 at Stephen F. Austin (11/21/24)	MINUTES	40 at Southern Wesleyan (1/16/23)
Italics - Occurred while at Francis Marion		
Season/Career at PC		
Double Figure Scoring games		5 (14)
20-point games		2 (2)
30-point games		0 (0)
Double Figure Rebounding games		3 (4)
Double Figure Assists games		0 (0)
Led in Scoring		4 (8)
Led in Rebounding		5 (15)
Led in Assists		1 (2)
Double-Doubles		2 (3)

At Presbyterian -

2024-25: Shot a perfect 11-for-11 from the field while scoring a game-high 22 points in Presbyterian's season opening game at Charlotte (November 4)...With his final basket with six seconds on the clock in the Charlotte game he went over the 1,000 points mark in his college career...Was a perfect 5-for-5 from the field while scoring 17 points in the win over Carolina Christian (November 6)...Recorded his first double-figure rebounds total for the season with 10 boards at NC State (November 8)...Collected a double-double with 14 points and 10 rebounds at Kennesaw State (November 16)...Posted his second straight double-double with 15 points and 11 rebounds in the win at Stephen F. Austin (November 21)...Paced the Blue Hose with 20 points (7-for-13 shooting from the field) and nine rebounds in the win over Youngstown State (November 22)...Injured and is expected to redshirt this season.

2024-25 GAME BY GAME

		TOTAL			3-PTS			FREE THROWS			REBOUNDS													
Opponent	Date	GS	Min	FG	FGA	Pct	3FG	FGA	Pct	FT	FTA	Pct	Off	Def	Tot	Avg	PF	FO	A	TO	Blk	Stl	Pts	Avg
at Charlotte	11/4/24		28	11	11	1.000	0	0	.000	0	1	.000	5	4	9	9.0	4	0	2	3	2	0	22	22.0
Carolina Christian	11/6/24	*	20	5	5	1.000	0	0	.000	7	11	.636	2	2	4	6.5	2	0	1	4	2	0	17	19.5
at NC State	11/8/24		26	4	6	.667	0	0	.000	0	0	.000	5	5	10	7.7	4	0	2	4	0	1	8	15.7
Wofford	11/13/24		20	2	4	.500	0	0	.000	1	3	.333	0	1	1	6.0	1	0	2	0	2	0	5	13.0
at Kennesaw State	11/16/24	*	25	3	5	.600	0	0	.000	8	12	.667	3	7	10	6.8	2	0	2	4	1	1	14	13.2
at Stephen F. Austin	11/21/24	*	34	7	11	.636	0	0	.000	1	3	.333	4	7	11	7.5	5	1	2	5	1	1	15	13.5
vs. Youngstown State	11/22/24	*	29	7	13	.538	0	0	.000	6	9	.667	4	5	9	7.7	2	0	1	2	1	1	20	14.4
vs. Monmouth	11/23/24	*	15	2	6	.333	0	0	.000	0	0	.000	2	1	3	7.1	3	0	1	2	0	1	4	13.1
Totals			5	196	41	.672	0	0	.000	23	39	.590	25	32	57	7.1	23	1	13	24	9	5	105	13.1

CAREER STATISTICS

				Field Goals		3-Point		F-Throws		Rebounds										Scoring	
SEASON	TEAM	GP-GS	MIN/AVG	FG-FGA	FG%	3FG-3FGA	3FG%	FT-FTA	FT%	OFF	DEF	TOT	AVG	PF-FO	A	TO	BLK	STL	PTS	AVG	
2021-22	FMU	28-24	731/26.1	153-248	.617	3-15	.200	54-91	.593	70	158	228	8.1	75-2	31	74	34	20	363	13.0	
2022-23	FMU	26-23	704/27.1	159-258	.616	0-2	.000	57-100	.570	79	169	248	9.5	59-2	46	66	35	12	375	14.4	
2023-24	Presb	33-3	610/18.5	90-158	.570	0-0	.000	61-102	.598	55	106	161	4.9	59-2	27	38	25	11	241	7.3	
2024-25	Presb	8-5	196/24.5	41-61	.672	0-0	.000	23-39	.590	25	32	57	7.1	23-1	13	24	9	5	105	13.1	
TOTAL FOR Presb		41-8	806/19.6	131-219	.598	0-0	.000	84-141	.596	80	138	218	5.3	82-3	40	62	34	16	346	8.4	
TOTAL		95-55	2241/23.6	443-725	.611	3-17	.176	195-332	.587	229	465	694	7.3	216-7	117	202	103	48	1084	11.4	

#30 // KALEB SCOTT

Senior // F // 6-8 // 250 // Raleigh, N.C. // Georgia State



SEASON HIGHS	CATEGORIES	CAREER HIGHS
16 vs. Virginia Lynchburg (12/18/24)	POINTS	22 vs. Johnson & Wales (12/30/23)
7 vs. Virginia Lynchburg (12/18/24)	FIELD GOALS	10 vs. Johnson & Wales (12/30/23)
11 vs. Virginia Lynchburg (12/18/24)	FIELD GOAL ATTEMPTS	12 vs. Johnson & Wales (12/30/23)
NA	3-PT FIELD GOALS	1 vs. The Citadel (11/13/23)
NA	3-PT FIELD GOAL ATTEMPTS	1 (three times)
3 (two times)	FREE THROWS	5 vs. Gardner-Webb (2/7/24)
6 (two times)	FREE THROW ATTEMPTS	7 vs. Johnson & Wales (12/30/23)
13 at Florida A&M (12/3/24)	REBOUNDS	13 at Florida A&M (12/3/24)
6 (two times)	OFFENSIVE REBOUNDS	6 (two times)
9 vs. Virginia Lynchburg (12/18/24)	DEFENSIVE REBOUNDS	9 vs. Virginia Lynchburg (12/18/24)
4 at Miami (12/15/24)	ASSISTS	4 at Miami (12/15/24)
1 (four times)	BLOCKED SHOTS	3 (two times)
2 at Charlotte (11/4/24)	STEALS	2 (two times)
35 at Florida A&M (12/3/24)	MINUTES	35 at Florida A&M (12/3/24)

	Season/Career at PC
Double Figure Scoring games.....	4 (12)
20-point games.....	0 (1)
30-point games.....	0 (0)
Double Figure Rebounding games.....	2 (3)
Double Figure Assists games.....	0 (0)
Led in Scoring.....	1 (3)
Led in Rebounding.....	2 (10)
Led in Assists.....	1 (3)
Double-Doubles.....	1 (2)

At Presbyterian -

2024-25: Recorded his first double-double of the season with 16 points (shooting 7-for-11 from the field) while grabbing 11 rebounds in the win over Virginia Lynchburg (December 18)...Solid all-around game at Miami (December 15) with 13 points, 5 rebounds, and a team-high 4 assists...Scored a team-high 14 points while grabbing seven rebounds at Tennessee Tech (November 27)...Scored 11 points and grabbed eight rebounds in the win over Youngstown State (November 22)...Scored eight points (4-for-5 shooting from the field) and grabbed seven rebounds while starting Presbyterian's season opening game at Charlotte (November 4)...Scored nine points (shooting a perfect 4-for-4 from the field) in the win over Carolina Christian (November 6)...Nearly recorded a double-double with nine points and 13 rebounds at Florida A&M (December 3)...Almost tallied a double-double with eight points and eight rebounds in the win over Columbia College (December 11).

2024-25 GAME BY GAME

Opponent	Date	GS	Min	TOTAL			3-PTS			FREE THROWS			REBOUNDS			PF	FO	A	TO	Blk	Stl	Pts	Avg		
				FG	FGA	Pct	3FG	FGA	Pct	FT	FTA	Pct	Off	Def	Tot										
at Charlotte	11/4/24	*	31	4	5	.800	0	0	.000	0	2	.000	2	5	7	7.0	2	0	2	0	2	8	8.0		
Carolina Christian	11/6/24		13	4	4	1.000	0	0	.000	1	2	.500	2	2	4	5.5	1	0	0	0	1	9	8.5		
at NC State	11/8/24	*	19	1	2	.500	0	0	.000	0	2	.000	1	2	3	4.7	5	1	0	0	0	1	2	6.3	
Wofford	11/13/24	*	21	1	4	.250	0	0	.000	0	2	.000	2	2	4	4.5	1	0	1	4	1	0	2	5.3	
at Kennesaw State	11/16/24		16	4	6	.667	0	0	.000	0	2	.000	0	2	2	4.0	2	0	0	1	0	1	8	5.8	
at Stephen F. Austin	11/21/24		12	0	0	.000	0	0	.000	2	4	.500	0	0	0	3.3	3	0	0	1	0	0	2	5.2	
vs. Youngstown State	11/22/24		17	4	8	.500	0	0	.000	3	4	.750	1	7	8	4.0	0	0	0	1	0	0	11	6.0	
vs. Monmouth	11/23/24		25	3	4	.750	0	0	.000	0	1	.000	1	2	3	3.9	1	0	1	1	0	1	6	6.0	
at Tennessee Tech	11/27/24	*	27	6	10	.600	0	0	.000	2	6	.333	6	1	7	4.2	1	0	1	0	0	0	14	6.9	
at Florida A&M	12/3/24	*	35	4	7	.444	0	0	.000	1	4	.250	6	7	13	5.1	3	0	0	4	1	0	9	7.1	
Columbia College	12/11/24	*	21	3	7	.429	0	0	.000	2	2	1.000	1	7	8	5.4	1	0	0	0	1	0	8	7.2	
at Miami	12/15/24	*	27	6	8	.750	0	0	.000	1	3	.333	2	3	5	5.3	3	0	4	1	1	0	13	7.7	
Virginia Lynchburg	12/18/24	*	17	7	11	.636	0	0	.000	2	3	.667	2	9	11	5.8	2	0	1	0	0	1	16	8.3	
Manhattan	12/21/24	*	32	1	3	.333	0	0	.000	3	6	.500	1	4	5	5.7	3	0	0	1	0	1	5	8.1	
Totals			9	312	48	.81	.593	0	0	.000	17	43	.395	27	53	80	5.7	29	1	10	14	4	8	113	8.1

CAREER STATISTICS

SEASON	TEAM	GP-GS	MIN/AVG	Field Goals	3-Point	F-Throws	Rebounds	PF	FO	A	TO	Blk	Stl	PTS	AVG
				FG-FGA	FG%	3FG-3FGA	3FG%	FT-FTA	FT%	OFF	DEF	TOT	AVG		
2020-21	GSU	14-0	105/7.5	14-19	.737	0-1	.000	5-14	.357	6	12	18	1.3	14-0	2.4
2021-22	GSU	15-1	109/7.3	11-22	.500	0-0	.000	9-19	.474	14	12	26	1.7	27-2	2.1
2022-23	GSU	25-3	259/10.4	36-58	.621	0-0	.000	14-19	.737	21	34	55	2.2	29-0	3.4
2023-24	Presb	33-30	696/21.1	101-168	.601	1-3	.333	34-63	.540	54	106	160	4.8	78-6	7.2
2024-25	Presb	14-9	312/22.3	48-81	.593	0-0	.000	17-43	.395	27	53	80	5.7	29-1	8.1
TOTAL FOR Presb		47-39	1007/21.4	149-249	.598	1-3	.333	51-106	.481	81	159	240	5.1	107-7	7.4
TOTAL		101-43	1480/14.7	210-348	.603	1-4	.250	79-158	.500	122	217	339	3.4	177-9	5.0

#1 // LUKE ALLISON**Freshman // G // 6-0 // 170 // Missoula, Montana // Sentinel****At Presbyterian -**

2024-25: Scored his first career points with five points off the bench in the win over Carolina Christian (November 6)...Saw four minutes of action in the win over Columbia College (December 11)...Saw three minutes of action in the win over Virginia Lynchburg (December 18).

CAREER STATISTICS

				Field Goals		3-Point		F-Throws		Rebounds										Scoring	
SEASON	TEAM	GP-GS	MIN/AVG	FG-FGA	FG%	3FG-3FGA	3FG%	FT-FTA	FT%	OFF	DEF	TOT	AVG	PF	FO	A	TO	BLK	STL	PTS	AVG
2024-25	Presb	3-0	10/3.3	1-4	.250	1-3	.333	2-2	1.000	1	1	2	0.7	0-0	0	0	0	0	0	5	1.7
TOTAL		3-0	10/3.3	1-4	.250	1-3	.333	2-2	1.000	1	1	2	0.7	0-0	0	0	0	0	0	5	1.7

#2 // KHALON HUDSON**Sophomore // G // 6-6 // 215 // Augusta, Ga. // Spartanburg Methodist J.C.**

At Spartanburg Methodist: Earned NJCCA Honorable Mention All-American accolades after averaging 18.5 points and 9.3 rebounds per game while shooting 60.6 percent from the field in the 2023-24 season... A First Team All-Region X selection...Tallied 27 double-figure figure scoring games and 14 double-doubles in the 2023-24 season...In Spartanburg Methodist's road win over USC Salkehatchie on January 31, he scored a season-high 30 points while grabbing 13 rebounds.

Prep: Georgia High School Association, Atlanta Journal-Constitution, and HoopSeen 2A State Player of the Year while leading Westside High School to two state championships...Was the Augusta Area High School Sports Award Player of the Year...During his Westside High School career, he averaged 19.1 points, 10.5 rebounds, 3.1 assists, 2.1 steals and 1.0 blocks per game...Finished his career scoring a Westside High School record 1,755 points...A two-time All-State and four-time All-Region selection...Capped off his high school career by being selected to the GACA/GBCA All-Star team.

#6 // CHIDI CHIAKWELU**Freshman // F // 6-8 // 205 // Houston, Texas // George Ranch**

Prep: A three-time First Team All-District selection, averaging 15 points, 12 rebounds, 5 blocked shots, and 2.5 assists per game...Played AAU on the EYBL circuit for LivOn and the 3SSB circuit for the TJ Ford Elite.

Game 1 - Charlotte 88, Presbyterian 79



Official Basketball Box Score - Final
Presbyterian at Charlotte
11/04/24 Haddon Arena, Charlotte, N.C.
2024-25 Men's Basketball

Game Time: 8:00 PM
Game Duration: 1:51
Attendance: 3,343

Officials: Arthur Vauk, Matt Jarman, Nick Nadeau

Presbyterian - 79

Record: 0-1

NO. Name	Min	FG	3P	FT	Rebounds	Fouls	TP	AS	TO	ST	Blocks	+/
14 Jaylen Peterson	F 18:54	3-5	0-0	0-0	2 4 6	1 0	6	0	1	0	2 0	-18
30 Kaleb Scott	F 31:11	4-5	0-0	0-2	2 5 7	2 2	8	2	0	2	0 0	-1
3 Kobe Stewart	G 24:54	3-8	2-6	0-0	0 1 1	4 0	8	1	0	0	0 0	-18
4 Kory Mincy	G 35:54	4-12	3-7	6-7	0 3 3	1 4	17	10	3	0	0 0	-3
10 Jamahri Harvey	G 31:35	2-8	2-5	0-0	0 1 1	3 1	6	3	1	1	0 0	-8
15 Jonah Pierce	28:01	11-11	0-0	0-1	5 4 9	4 2	22	2	3	0	2 0	2
11 Quadir Pettaway	04:06	0-1	0-0	0-0	0 0 1	1 0	0	0	1	0	0 0	-6
0 Iverson King	01:54	0-1	0-1	0-0	0 0 0	0 0	0	0	0	0	0 0	-1
12 Carl Parrish	23:31	5-6	2-2	0-0	0 0 0	1 0	12	0	0	0	0 0	8
Team					2 1 3		0	0				
Totals		32-57	9-21	6-10	11 20 31	16 9	79	18	9	3	4 0	-9

Technical Fouls: NONE

Charlotte - 88

Record: 1-0

NO. Name	Min	FG	3P	FT	Rebounds	Fouls	TP	AS	TO	ST	Blocks	+/
1 Giancarlo Rosado	F 35:10	5-8	0-1	6-6	0 5 5	0 4	16	7	1	1	0 1	6
20 Robert Braswell	F 27:44	6-9	5-6	1-1	0 2 2	1 1	18	1	0	1	0 0	22
24 Rich Rolf	F 36:01	5-9	3-5	2-2	1 1 2	1 1	15	2	0	1	0 1	1
10 Nik Graves	G 32:01	5-11	0-4	3-4	2 1 3	3 3	13	4	0	1	0 0	5
22 Jaeshon Thomas	G 32:54	6-8	3-4	3-4	0 3 3	0 4	18	4	1	1	0 2	5
5 Isaiah Folkes	15:06	2-3	0-0	0-2	0 0 0	2 3	4	2	1	1	0 0	8
21 Dean Reiber	16:15	2-4	0-2	0-0	0 1 1	1 0	4	0	1	0	0 0	-5
31 Nick Richart	03:45	0-1	0-0	0-0	0 0 0	1 0	0	0	0	0	0 0	5
11 Aleks Szymczyk	01:05	0-1	0-0	0-0	0 0 0	0 0	0	0	0	0	0 0	-2
Team					2 3 5		0	1				
Totals		31-54	11-22	15-19	5 16 21	9 16	88	20	5	6	0 4	9

Technical Fouls: NONE

	PC	CLT
Biggest lead	3 (1 st 17:45)	15 (2 nd 15:44)
Best Scoring Run	7 (1 st 8:18)	12 (1 st 12:58)
Lead Changes	2	
Times Tied	4	
Time with Lead	00:36	37:17

Points from	PC	CLT
Turnovers	12	16
Paint	46	40
Second Chance	21	10
Fast Breaks	8	16
Bench	34	8

Period by Period Scoring			
	1st	2nd	TOT
PC	33	46	79
CLT	45	43	88

Technical Fouls: NONE

Game 2 - Presbyterian 120, Carolina Christian 45



Official Basketball Box Score - Final
Carolina Christian at Presbyterian
11/06/24 Ross E. Templeton Center, Clinton
2024-25 Men's Basketball

Game Time: 7:00 PM
Game Duration: 1:54
Attendance: 954

Officials: Jeremy Mosier, Grant Toney, Zach Kmiecik

Carolina Christian - 45

Record: 0-5

NO. Name	Min	FG	3P	FT	Rebounds	Fouls	TP	AS	TO	ST	Blocks	+/
1 A J Rouse	16:42	0-5	0-0	0-0	0 2 2	1 1	0	1	0	0	0 1	-31
4 Robert Murdock	26:37	1-4	1-2	2-6	0 2 2	2 3	5	0	7	1	0 0	-40
5 Antwon Corbin	29:26	2-4	1-2	1-2	2 1 3	2 3	6	4	2	2	0 0	-52
12 Dyshun Smith	34:02	3-20	0-4	1-2	3 3 6	4 3	7	2	2	0	1 3	-62
33 Cam Miller	27:32	6-8	0-0	2-2	1 0 1	2 1	14	0	0	0	0 0	-54
2 Jack Twomey	15:46	1-5	1-5	0-0	1 1 2	2 0	3	0	2	0	0 0	-26
24 Luke Garrett	13:44	0-3	0-2	0-0	0 0 0	3 0	0	0	1	0	0 0	-21
11 Myles Randolph	10:01	1-2	0-1	2-4	0 1 1	1 0	4	0	2	0	0 0	-26
21 Malik Russell	17:16	2-6	0-3	0-0	0 2 2	1 0	4	0	0	1	0 0	-9
23 Elijah Skinner	04:16	1-1	0-0	0-0	0 0 0	0 0	2	0	0	0	0 0	-10
10 Jaylen Brown	02:19	0-2	0-1	0-0	0 0 0	1 0	0	0	0	0	0 0	-9
30 Jalen Littlejohn	02:19	0-0	0-0	0-0	0 1 1	0 0	0	0	0	0	0 0	-9
Team					3 4 7		0	2				
Totals		17-60	3-22	8-16	10 17 27	18 15	45	7	19	4	1 6	-75

Technical Fouls: NONE

Presbyterian - 120

Record: 1-1

NO. Name	Min	FG	3P	FT	Rebounds	Fouls	TP	AS	TO	ST	Blocks	+/
14 Jaylen Peterson	F 25:41	3-4	0-0	2-2	1 7 8	2 1	8	2	1	1	4 0	46
15 Jonah Pierce	F 19:35	5-5	0-0	7-11	2 2 4	2 6	17	1	4	0	2 0	30
3 Kobe Stewart	G 20:07	7-11	1-4	4-4	1 2 3	0 3	19	1	0	0	0 0	32
4 Kory Mincy	G 21:28	3-5	3-4	2-2	0 4 4	1 1	11	10	1	3	0 0	33
10 Jamahri Harvey	G 21:57	5-9	1-3	0-0	0 0 0	4 4	11	0	0	1	0 0	26
30 Kaleb Scott	12:52	4-4	0-0	1-2	2 2 4	1 1	9	0	0	1	0 0	25
0 Iverson King	15:46	5-7	1-1	3-4	2 6 8	0 0	2	14	2	4	0 1	37
5 Houston Jones	14:59	1-5	0-3	0-0	0 2 2	0 0	2	1	1	1	0 0	31
11 Quadir Pettaway	18:32	2-4	1-2	2-2	0 3 3	2 1	7	3	0	0	0 0	42
12 Carl Parrish	13:50	4-10	3-8	0-0	0 5 5	1 1	11	1	0	2	0 0	36
7 Triston Wilson	12:31	3-3	0-0	0-0	2 2 2	1 1	6	1	0	1	0 0	29
1 Luke Allison	02:42	1-2	1-1	2-2	1 0 1	0 1	5	0	0	0	0 0	12
Team					2 3 5		0	0				
Totals		43-69	11-26	23-29	11 38 49	15 18	120	22	7	14	6 1	75

Technical Fouls: NONE

	CCC	Presby
Biggest lead	0 (1 st 20:00)	75 (2 nd 0:49)
Best Scoring Run	4 (1 st 4:29)	28 (2 nd 0:49)
Lead Changes	0	
Times Tied	1	
Time with Lead	00:00	38:20

Points from	CCC	Presby
Turnovers	9	28
Paint	22	60
Second Chance	10	14
Fast Breaks	5	31
Bench	13	54

Period by Period Scoring			
	1st	2nd	TOT
CCC	28	17	45
Presby	47	73	120

Technical Fouls: NONE

Game 3 - NC State 81, Presbyterian 72



Official Basketball Box Score - Final
Presbyterian at NC State
11/08/24 Lenovo Center, Raleigh
2024-25 Men's Basketball

Game Time: 7:00 PM
Game Duration: 2:03
Attendance: 12,949

Officials: Chuck Jones, Justin Porterfield, Anthony Eades

Presbyterian - 72

Record: 1-2

NO. Name	Min	FG	3P	FT	Rebounds	Fouls	TP	AS	TO	ST	Blocks	+/
14 Jaylen Peterson	F 18:30	2-4	0-0	0-0	3 4 7	0 2	4	0	1	0	1 0	-11
30 Kaleb Scott	F 18:36	1-2	0-0	0-2	1 2 3	5 1	2	0	0	1	0 0	-5
3 Kobe Stewart	G 37:31	9-16	1-6	1-2	3 1 4	1 2	20	3	1	3	0 0	-5
4 Kory Mincy	G 37:46	8-15	4-6	8-9	0 1 1	3 7	28	4	4	2	0 3	-9
10 Jamahri Harvey	G 18:08	0-4	0-2	1-2	0 0 0	2 1	1	0	2	0	0 0	-13
15 Jonah Pierce	25:33	4-6	0-0	0-0	5 5 10	4 1	8	2	4	1	0 0	-6
11 Quadir Pettaway	16:13	0-2	0-1	0-0	0 2 2	2 1	0	0	1	1	0 0	0
12 Carl Parrish	22:36	2-5	0-1	1-1	0 1 1	1 1	5	0	1	0	0 0	5
0 Iverson King	05:08	2-3	0-0	0-0	0 0 1	1 1	0	4	0	1	0 0	-1
Team					0 1 1		0	0				
Totals		28-57	5-16	11-16	12 18 30	19 16	72	10	15	7	1 3	-9

Technical Fouls: NONE

NC State - 81

Record: 2-0

NO. Name	Min	FG	3P	FT	Rebounds	Fouls	TP	AS	TO	ST	Blocks	+/
1 Brandon Huntley-Hatfield	F 20:35	5-6	0-0	1-3	2 5 7	1 4	11	1	0	0	0 0	12
3 Dontrez Styles	G 34:22	4-9	1-3	0-0	1 5 6	3 0	9	0	1	0	2 0	6
8 Jayden Taylor	G 32:35	7-14	2-7	3-4	1 0 1	1 5	19	2	5	5	1 1	9
10 Marcus Byrd	G 26:01	3-6	0-1	1-2	2 1 3	3 1	7	5	1	1	0 0	19
12 Michael O'Connell	G 31:59	4-7	2-4	1-2	1 2 3	2 3	11	8	1	1	0 0	25
4 Breon Pass	18:07	2-4	1-1	1-2	2 2 4	2 2	6	1	2	1	0 0	-6
7 Bryce Heard	06:54	0-0	0-0	0-0	0 0 0	1 0	0	0	0	0	0 0	-3
34 Ben Middlebrooks	19:25	6-7	1-1	3-4	0 1 1	1 2	16	1	0	3	0 0	-3
5 Trey Parker	09:00	0-3	0-2	0-0	1 1 2	1 1	0	0	2	1	0 0	-11
2 Paul McNeil, Jr.	01:02	0-0	0-0	2-2	0 0 0	1 1	2	0	0	0	0 0	-3
Team					0 2 2		0	0				
Totals		31-56	7-19	12-19	10 19 29	16 19	81	18	12	12	3 1	9

Technical Fouls: NONE

	PC	ST
Biggest lead	0 (1 st 20:00)	15 (2 nd 4:38)
Best Scoring Run	7 (1 st 12:29)	9 (1 st 4:21)
Lead Changes		
Times Tied	0	
Time with Lead	00:00	39:44

Points from	PC	ST
Turnovers	12	19
Paint	42	48
Second Chance	17	12
Fast Breaks	11	27
Bench	17	24

Period by Period Scoring			
	1st	2nd	TOT
PC	31	41	72
ST	38	43	81

Technical Fouls: NONE

Game 4 - Presbyterian 71, Wofford 68



Official Basketball Box Score - Final
Wofford at Presbyterian
11/13/24 Ross E. Templeton Center, Clinton
2024-25 Men's Basketball

Game Time: 7:00 PM
Game Duration: 1:58
Attendance: 552

Officials: Sean Linberger, Jon Riggsbee, Kyle Luckie

Wofford - 68

Record: 1-2

NO.	Name		Min	FG	3P	FT	Rebounds	Fouls	TP	AS	TO	ST	Blocks	BS	+/		
				M	A	M	DR	OR	TOT					A			
14	Kyler Filewich	C	27:02	3-6	0-0	0-0	4	6	10	0	1	6	2	3	0	1	-1
0	Jackson Sivills	G	22:50	5-9	3-7	0-0	1	1	2	1	1	13	0	1	1	0	0
2	Dillon Bailey	G	21:40	3-5	1-3	0-0	1	0	1	1	3	0	7	0	1	0	0
5	Justin Bailey	G	29:37	4-8	1-3	1-1	0	4	4	2	1	10	2	1	3	0	1
10	Corey Tripp	G	32:13	4-11	2-7	5-6	0	3	3	3	5	15	6	1	1	0	0
32	Jeremy Lorenz		20:31	5-7	1-3	0-0	0	4	4	3	2	11	1	1	1	0	-4
30	Anthony Arrington		18:51	1-6	0-2	0-0	2	0	2	0	2	0	2	1	0	1	6
4	Luke Flynn		12:07	1-2	1-1	0-0	1	1	2	2	1	3	2	0	0	1	-3
11	Kahmare Holmes		07:05	0-1	0-1	1-2	0	0	0	1	2	1	0	1	0	1	0
24	Betel El Shakery		08:05	0-2	0-0	0-0	0	0	0	4	2	0	2	0	0	1	-5
Team				36:57	0-28	7-10	35	26	10	13	53	16	12	7	4	2	0

Game 5 - Kennesaw State 85, Presbyterian 67



Official Basketball Box Score - Final
Presbyterian at Kennesaw St.
 11/16/24 KSU Convocation Center, Kennesaw
 2024-25 Men's Basketball

Game Time: 11:00 AM
 Game Duration: 2:02
 Attendance: 1,136

Officials: Byron Jarrett, Garrick Shannon, Michael Wallace

Presbyterian - 67

Record: 2-3

NO.	Name	Min	FG	3P	FT	Rebounds	Fouls	TP	AS	TO	ST	Blocks	+/-
			M-A	M-A	M-A	OR DR TOT	PF FD					BS BA	
14	Jaylen Peterson	F 20:58	5-8	0-0	1-1	3 0 3	2 2	11	1	2	0	1	-18
15	Jonah Pierce	F 24:51	3-5	0-0	8-12	3 7 10	2 6	14	2	4	1	1	-14
3	Kobe Stewart	G 27:36	3-10	0-3	0-0	0 1 1	5 1	6	0	0	0	0	-23
4	Kory Mincy	G 27:03	2-9	1-2	3-3	0 1 1	2 2	8	3	2	3	0	-23
12	Carl Parrish	G 18:51	1-3	1-3	1-2	0 2 2	1 3	4	0	1	1	0	-21
0	Iverson King	18:18	0-0	0-0	3-6	1 2 3	1 3	3	0	1	1	0	6
30	Kaleb Scott	16:22	4-6	0-0	2 0 2	5 2	2 3	4	0	1	1	0	-8
10	Jamahi Harvey	21:22	4-7	3-5	0-0	1 1 2	2 0	11	0	2	0	0	-5
11	Quadir Pettaway	12:57	0-1	0-0	0-0	2 2 0	0 0	4	1	0	0	1	5
7	Triston Wilson	11:42	0-0	0-0	2-2	0 1 1	5 1	2	0	0	0	0	-11
Team						2 3 5				0	0		
Totals			22-49	5-13	18-28	10 22 32	22 20	67	10	14	7	2	4 -18

Shooting By Period		
1st FG%	9-27	33.3%
3PT%	2-8	25.0%
FT%	7-10	70%
2nd FG%	13-22	59.1%
3PT%	3-5	60.0%
FT%	11-18	61.1%
GM FG%	22-49	44.9%
3PT%	5-13	38.5%
FT%	18-28	64.3%
Dead Ball Rebounds: 3, 1		

Technical Fouls: Stewart 2nd 8:37

Kennesaw St. - 85

Record: 3-1

NO.	Name	Min	FG	3P	FT	Rebounds	Fouls	TP	AS	TO	ST	Blocks	+/-
			M-A	M-A	M-A	OR DR TOT	PF FD					BS BA	
6	Frankquon Sherman	F 15:24	2-5	0-1	2-3	1 4 5	3 2	6	0	0	1	1	0 16
3	Andre Weir	G 10:36	1-1	0-0	0-0	1 0 1	1 3	2	2	0	1	0	0 5
5	Simson Cottle	G 30:30	5-7	5-6	12-12	1 0 1	1 6	27	4	3	2	0	0 34
10	Jamir Miller	G 29:56	1-5	0-2	2-4	0 5 5	2 3	4	1	1	0	1	0 16
14	Adrian Wooley	G 26:53	5-9	3-4	0-2	1 3 4	4 5	13	2	1	3	0	0 17
13	Braedan Lue	23:43	3-9	1-3	2-4	4 7 11	2 2	9	0	0	0	2	0 3
25	Rongie Gordon	28:15	3-6	0-0	4 3 7	1 0	6 2	0	1	0	1	1	0 17
1	Ricardo Wright	21:55	5-14	2-8	3-3	0 2 2	1 2	15	0	3	0	1	0 1
11	Delaney Heard	09:10	1-2	0-1	1-1	0 0 0	1 1	3	1	1	0	0	0 -5
0	Ramone Seals	01:26	0-0	0-0	0-0	0 0 0	1 0	0	0	0	0	0	0 -4
4	Mekhi Turner	01:09	0-0	0-0	0-0	0 0 0	1 0	0	0	0	0	0	0 -4
31	Charles Stone	00:34	0-0	0-0	0-0	0 0 0	0 0	0	0	0	0	0	0 -2
30	Dozie Onyinrimba	00:29	0-0	0-0	0-0	0 0 0	0 0	0	0	0	0	0	0 -3
Team						1 0 1				0	1		
Totals			26-58	11-25	22-29	13 24 37	20 21	85	12	10	8	4	2 -18

Shooting By Period		
1st FG%	14-27	51.9%
3PT%	8-15	53.3%
FT%	10-14	71.4%
2nd FG%	12-31	38.7%
3PT%	3-10	30.0%
FT%	12-15	80%
GM FG%	26-58	44.8%
3PT%	11-25	44.0%
FT%	22-29	75.9%
Dead Ball Rebounds: 3, 0		

Technical Fouls: Team 1st 20:00

	PRE	KSU
Biggest lead	1 (1 st 20:00)	26 (2 nd 17:11)
Best Scoring Run	7 (2 nd 10:01)	11 (1 st 16:11)
Lead Changes	1	
Times Tied	1	
Time with Lead	00:11	39:49

Points from		PRE	KSU
Turnovers		9	21
Paint		34	30
Second Chance		12	17
Fast Breaks		8	13
Bench		24	33

Period by Period Scoring			
	1st	2nd	TOT
PRE	27	40	67
KSU	46	39	85

Game 6 - Presbyterian 58, Stephen F. Austin 55 (OT)



Official Basketball Box Score - Final
Presbyterian at Stephen F. Austin
 11/21/24 William R. Johnson Coliseum, Nacogdoches
 2024-25 Men's Basketball

Game Time: 6:30 PM
 Game Duration: 2:27
 Attendance: 1,469

Officials:

Presbyterian - 58

Record: 3-3

NO.	Name	Min	FG	3P	FT	Rebounds	Fouls	TP	AS	TO	ST	Blocks	+/-
			M-A	M-A	M-A	OR DR TOT	PF FD					BS BA	
14	Jaylen Peterson	F 30:31	0-1	0-0	2-2	2 4 6	2 1	2	0	2	0	0	0 4
15	Jonah Pierce	F 33:59	7-11	0-0	1-3	4 7 11	5 2	15	2	5	1	1	6
3	Kobe Stewart	G 40:11	2-13	1-5	4-6	1 5 6	3 3	9	2	2	0	1	0
4	Kory Mincy	G 32:44	4-13	1-6	2-3	0 2 2	2 4	11	1	6	3	0	-2
10	Jamahi Harvey	G 17:29	1-6	1-3	0-0	1 3 4	1 0	3	1	1	0	0	1 5
0	Iverson King	16:47	1-4	0-1	0-0	0 1 1	4 0	2	1	0	3	1	2 3
7	Triston Wilson	04:14	0-0	0-0	0-0	0 1 1	0 0	0	0	0	0	0	0 3
12	Carl Parrish	23:54	3-7	1-3	4-6	0 6 6	1 3	11	1	1	2	0	0 -2
30	Kaleb Scott	12:20	0-0	0-0	2-4	0 0 0	3 3	2	0	1	0	0	0 -7
11	Quadir Pettaway	12:51	1-6	1-5	0-0	0 0 0	0 0	3	0	1	1	0	0 5
Team						4 1 5				0	0		
Totals			19-61	5-23	15-24	12 30 42	21 16	58	8	19	10	3	5 -3

Shooting By Period		
1st FG%	9-31	29.0%
3PT%	3-14	21.4%
FT%	1-3	33.3%
2nd FG%	9-24	37.5%
3PT%	2-9	22.2%
FT%	10-15	66.7%
OT FG%	1-6	16.7%
3PT%	0-0	0.0%
FT%	4-6	66.7%
GM FG%	19-61	31.1%
3PT%	5-23	21.7%
FT%	15-24	62.5%
Dead Ball Rebounds: 6, 0		

Technical Fouls: NONE

Stephen F. Austin - 55

Record: 2-3

NO.	Name	Min	FG	3P	FT	Rebounds	Fouls	TP	AS	TO	ST	Blocks	+/-
			M-A	M-A	M-A	OR DR TOT	PF FD					BS BA	
11	Chishawn Christmas	F 32:58	2-9	0-0	0-0	1 7 8	2 1	4	2	4	1	1	2 -5
22	Nana Antwi-Boasiako	F 33:44	1-6	0-4	6-14	1 5 6	4 9	8	2	1	0	1	0 -2
32	Juhlannei Stone	F 30:10	4-0	0-0	1-2	6 7 13	2 3	3	9	0	1	2	1 -8
0	Myles Jenkins	G 17:54	3-5	0-0	0-0	0 2 2	1 1	6	0	2	1	0	0 -13
1	Matt Hayman	G 27:54	5-10	1-4	1-3	1 2 3	3 2	12	0	3	2	0	0 -6
8	Keth Lamar	33:15	3-10	3-8	0-0	0 2 2	1 0	9	1	3	1	1	0 5
2	DaeVonn Scott	02:30	0-0	0-0	0-0	0 0 0	0 0	0	0	1	0	0	0 1
10	Dominic Pangonis	30:37	2-4	0-1	1-3	0 3 3	2 3	5	1	1	2	0	0 6
23	Clayton Southwick	06:17	1-2	0-0	0-0	0 0 0	0 1	2	1	0	1	0	0 4
13	Thierno Sylla	09:41	0-1	0-0	0-0	0 4 4	2 1	0	2	1	0	1	0 3
Team						4 1 5				0	4		
Totals			21-54	4-17	9-22	13 33 46	17 21	55	9	21	10	5	3 -3

Technical Fouls: Sylla 2nd 12:56

	PRE	SFA
Biggest lead	5 (1 st 07:05)	11 (1 st 1:14)
Best Scoring Run	11 (2 nd 16:14)	7 (1 st 5:10)
Lead Changes	5	
Times Tied	5	
Time with Lead	07:14	32:12

Points from		PRE	SFA
Turnovers		15	13
Paint		26	30
Second Chance		12	10
Fast Breaks		14	12
Bench		18	16

Period by Period Scoring				
	1st	2nd	OT1	TOT
PRE	22	30	6	58
SFA	30	22	3	55

Game 7 - Presbyterian 67, Youngstown State 42



Official Basketball Box Score - Final
Presbyterian at Youngstown St.
 11/22/24 William R. Johnson Coliseum, Nacogdoches
 2024-25 Men's Basketball

Game Time: 2:30 PM
 Game Duration: 1:03
 Attendance: 103

Officials: Andre Crawford, Danny Chance, Trenton Cheney

Presbyterian - 67

Record: 4-3

NO.	Name	Min	FG M-A	3P M-A	FT M-A	Rebounds OR DR TOT	Fouls PF FD	TP	AS	TO	ST	Blocks BS BA	+/-
14	Jaylen Peterson	F 19:55	0-2	0-0	0-2	0 3 3	3 1	0	2	1	1	1	2
15	Jonah Pierce	F 29:23	7-13	0-0	6-9	4 5 9	2 6	20	1	2	1	1	0
3	Kobe Stewart	G 36:48	4-9	1-2	2-2	0 8 8	0 1	11	1	1	3	1	0
4	Kory Mincy	G 28:03	5-11	2-5	0-0	0 1 1	2 1	12	2	1	2	0	13
10	Jamahi Harvey	G 29:27	0-3	0-1	0-0	0 3 3	1 1	0	1	2	0	1	0
12	Carl Parrish	11:28	1-2	1-1	0-0	0 1 1	1 0	3	1	1	0	0	10
30	Kaleb Scott	16:41	4-8	0-0	3-4	1 7 8	0 3	11	0	1	0	0	9
0	Iverson King	13:06	4-5	1-2	1-2	1 1 2	3 1	10	1	1	1	0	9
11	Quadir Pettaway	11:57	0-1	0-0	0-0	0 0 0	1 0	0	2	0	1	0	12
7	Triston Wilson	03:12	0-0	0-0	0-0	0 0 0	0 0	0	0	0	0	0	3
						0 0 0							
Team								0	1				
Totals			25-54	5-11	12-19	6 29 35	13 14	67	11	9	4	2	25

Game 9 - Tennessee Tech 90, Presbyterian 75



Official Basketball Box Score - Final
Presbyterian at Tennessee Tech
11/27/24 Eden Center, Cookeville, TN
2024-25 Men's Basketball

Game Time: 1:00 PM
Game Duration: 1:43
Attendance: 542

Officials: John Dillon, Justin Dorris, Kyle Ray

Presbyterian - 75

Record: 5-4

NO.	Name	Min	FG	3P	FT	Rebounds	Fouls	TP	AS	TO	ST	Blocks	+/-
			M-A	M-A	M-A	OR DR TOT	PF FD					BS BA	
14	Jaylen Peterson	F 29:07	5-8	0-0	1-2	5	6	11	1	1	1	1	-13
30	Kaleb Scott	F 26:47	6-10	0-0	2-6	6	1	7	1	3	14	1	0
3	Kobe Stewart	G 34:32	3-14	1-4	0-0	4	4	1	0	7	6	0	1
4	Kory Mincy	G 26:15	4-12	3-7	0-0	0	4	4	0	1	11	1	-22
10	Jamari Harvey	G 31:29	3-10	3-7	1-2	0	6	6	3	1	10	1	2
0	Iverson King	16:10	4-5	1-1	2-2	0	1	1	5	3	11	2	0
12	Carl Parrish	12:52	0-1	0-1	0-0	0	1	1	1	0	0	2	0
11	Quadir Pettaway	20:01	4-5	3-4	0-0	0	0	0	0	1	0	0	-13
5	Houston Jones	02:47	0-1	0-1	0-0	0	0	0	0	0	0	0	1
Team						1	1	2		0	0		
Totals			29-66	11-25	6-12	12	24	36	13	9	75	16	7

Technical Fouls: NONE

Tennessee Tech - 90

Record: 4-3

NO.	Name	Min	FG	3P	FT	Rebounds	Fouls	TP	AS	TO	ST	Blocks	+/-
			M-A	M-A	M-A	OR DR TOT	PF FD					BS BA	
0	Daniel Egbuniwe	F 25:21	5-13	2-7	4-4	2	4	6	3	2	16	2	2
5	Rodney Johnson Jr.	F 21:05	7-8	0-0	0-0	1	1	2	2	0	14	3	0
1	Mekhi Cameron	G 29:46	5-11	2-4	1-2	0	4	4	0	2	13	1	0
2	Kyle Layton	G 30:42	5-10	5-8	0-1	0	2	2	1	3	15	4	0
3	Jaylon Johnson	G 31:57	7-11	5-8	1-1	4	6	10	0	3	20	8	2
4	Ray Glasgow	19:32	1-7	0-1	2-2	0	4	4	1	2	4	1	0
8	Ola Aiyiboye	18:55	3-4	0-0	0-0	2	3	5	2	1	6	1	0
12	Matthew Sells	08:03	0-0	0-0	0-0	0	1	1	0	0	1	0	0
10	Grant Slaten	14:39	1-4	0-2	0-0	0	1	1	0	0	2	1	0
Team						2	2	4		0	2		
Totals			34-68	14-30	8-10	11	28	39	9	13	90	22	6

Technical Fouls: NONE

	PC	Tech
Biggest lead	4 (1 st 15:51)	26 (2 nd 7:50)
Best Scoring Run	8 (2 nd 14:29)	11 (1 st 0:00)
Lead Changes	5	
Times Tied	3	
Time with Lead	07:29	30:31

Points from Turnovers	PC	Tech
Paint	34	34
Second Chance	15	18
Fast Breaks	3	10
Bench	22	12

Period by Period Scoring	1st	2nd	TOT
PC	29	48	75
Tech	45	45	90

Shooting By Period	1st	2nd	3rd	4th	OT
1st FG%	12-33	36.2%			
3PT%	2-11	18.2%			
FT%	3-4	75%			
2nd FG%	17-33	51.5%			
3PT%	9-14	64.3%			
FT%	3-8	37.5%			
GM FG%	29-66	43.9%			
3PT%	11-25	44.0%			
FT%	6-12	50.0%			

Dead Ball Rebounds: 3.0

Game 10 - Florida A&M 66, Presbyterian 63



Official Basketball Box Score - Final
Presbyterian at Florida A&M
12/03/24 Al Lawson Center, Tallahassee
2024-25 Men's Basketball

Game Time: 7:00 PM
Game Duration: 1:50
Attendance: 1,088

Officials:

Presbyterian - 63

Record: 5-5

NO.	Name	Min	FG	3P	FT	Rebounds	Fouls	TP	AS	TO	ST	Blocks	+/-
			M-A	M-A	M-A	OR DR TOT	PF FD					BS BA	
14	Jaylen Peterson	F 21:27	1-5	0-0	3-6	5	3	8	3	4	5	0	2
30	Kaleb Scott	F 34:57	4-9	0-0	1-4	6	7	13	3	3	9	0	4
3	Kobe Stewart	G 36:01	4-15	1-5	5-6	2	3	5	2	3	14	3	1
4	Kory Mincy	G 40:00	9-19	4-10	5-5	3	4	7	3	5	27	5	5
10	Jamari Harvey	G 24:27	1-5	1-5	0-0	0	4	4	4	1	3	0	4
0	Iverson King	18:03	1-4	0-0	0-0	0	2	2	2	0	2	1	2
11	Quadir Pettaway	20:52	1-3	1-2	0-1	0	3	3	1	2	3	1	0
7	Triston Wilson	03:02	0-0	0-0	0-0	0	0	0	0	0	0	0	0
5	Houston Jones	01:11	0-0	0-0	0-0	0	0	0	0	0	0	0	0
Team						2	4	6		0	0		
Totals			21-60	7-22	14-22	18	30	48	18	18	63	11	20

Technical Fouls: NONE

Florida A&M - 66

Record: 2-5

NO.	Name	Min	FG	3P	FT	Rebounds	Fouls	TP	AS	TO	ST	Blocks	+/-
			M-A	M-A	M-A	OR DR TOT	PF FD					BS BA	
1	Roderick Coffee III	F 32:26	1-4	1-2	0-0	3	2	5	1	3	3	5	3
8	Shaqir O'Neal	F 15:25	2-6	0-1	0-0	2	2	4	2	0	4	0	1
24	Ja'Derrus Eatmon	F 22:40	2-7	0-0	3-5	1	3	4	4	2	7	1	1
2	Jordan Chatman	G 32:21	2-4	1-3	3-4	0	6	6	1	3	8	2	0
5	Milton Matthews	G 27:14	5-14	3-11	0-0	0	2	2	4	1	13	0	1
4	Sterling Young	28:33	6-14	1-4	4-5	1	3	4	1	4	17	2	4
10	Kaleb Washington	02:07	0-1	0-0	0-0	0	0	0	0	0	0	0	0
20	Jamaine Charles	16:40	1-1	0-0	0-0	0	4	4	1	1	2	0	1
3	Trey Lewis	06:11	0-1	0-1	0-0	0	1	1	0	0	1	1	0
35	Saiyd Burnside	01:14	0-0	0-0	0-0	0	0	0	1	0	0	0	1
23	Jacobi Hendricks	15:09	3-7	1-2	5-6	1	2	3	2	4	12	0	0
Team						2	3	5		0	1		
Totals			22-59	7-24	15-20	10	28	38	18	18	66	11	13

Technical Fouls: NONE

	PCU	FAMU
Biggest lead	2 (1 st 9:17)	13 (2 nd 8:47)
Best Scoring Run	9 (1 st 9:17)	9 (1 st 5:29)
Lead Changes	4	
Times Tied	2	
Time with Lead	00:48	33:57

Points from Turnovers	PCU	FAMU
Paint	22	26
Second Chance	11	10
Fast Breaks	14	17
Bench	5	31

Period by Period Scoring	1st	2nd	TOT
PCU	22	41	63
FAMU	32	34	66

Game 11 - Presbyterian 97, Columbia College 57



Official Basketball Box Score - Final
Columbia (SC) at Presbyterian
12/11/24 Ross E. Tompkins Center, Clinton
2024-25 Men's Basketball

Game Time: 12:00 PM
Game Duration: 1:42
Attendance: 583

Officials: Mark Schnur, Anthony Franklin, Ben Sirt

Columbia (SC) - 57

Record: 8-6

NO.	Name	Min	FG	3P	FT	Rebounds	Fouls	TP	AS	TO	ST	Blocks	+/-
			M-A	M-A	M-A	OR DR TOT	PF FD					BS BA	
1	Chandler O'Bannon	30:34	3-6	0-2	1-2	2	5	7	2	3	7	3	2
2	Thomas Whitley	24:51	5-13	3-7	2-2	0	2	2	3	1	15	1	0
15	AJ Vaught	31:03	2-11	1-3	3-4	0	1	1	0	4	8	0	5
22	Kendall Brasfield	27:22	4-9	0-1	1-2	0	1	1	2	1	9	2	2
41	Nakia Johnson	23:19	2-5	0-0	0-0	4	3	7	3	1	4	0	2
10	Mac Washington	09:15	1-3	0-1	0-0	0	1	1	0	0	2	0	1
12	Austin Harrell	16:58	1-4	1-4	0-0	1	1	2	1	3	1	2	0
24	James Murlin	16:41	2-4	0-1	0-0	1	2	3	1	1	4	0	0
11	Alvaro Mendez	11:50	2-4	1-3	0-0	0	0	0	2	0	5	2	0
14	Zach Smith	03:43	0-2	0-1	0-0	0	0	0	0	0	0	0	0
4	Norman Haynes	02:24	0-0	0-0	0-0	0	1	1	0	0	0	0	0
Team						0	1	1		0	0		
Totals			22-61	8-23	7-10	8	18	26	14	12	57	9	14

Technical Fouls: NONE

Presbyterian - 97

Record: 6-5

NO.	Name	Min	FG	3P	FT	Rebounds	Fouls	TP	AS	TO	ST	Blocks	+/-
			M-A	M-A	M-A	OR DR TOT	PF FD					BS BA	
30	Kaleb Scott	F 20:39	3-7	0-0	2-2	1	7	8	1	2	8	0	0
3	Kobe Stewart	G 23:16	9-12	1-2	2-2	2	2	4	0	2	21	4	1
4	Kory Mincy	G 27:47	6-9	1-3	1-1	2	3	5	2	2	14	6	3
10	Jamari Harvey	G 23:49	6-10	5-9	0-0	0	3	3	1	0	17	3	2
12	Carl Parrish	G 31:05	5-9	2-5	0-0	4	4	4	0	2	12	7	1
0	Iverson King	20:09	1-2	0-0	1-3	1	2	3	3	2	0	1	1
14	Jaylen Peterson	19:21	4-6	0-0	3-4	4	8	12	0	3	11	0	1
7	Triston Wilson	16:44	1-5	0-3	2-2	0	2	2	1	4	3	2	0
5	Houston Jones	13:02	2-3	2-3	1-2	0	0	0	2	1	7	0	1
1	Luke Allison	04:08	0-0	0-0	0-0	0	0	0	0	0	0	0	0
Team						1	2	3		0	0		
Totals			37-63	11-25	12-16	11	33	44	12	14	97	25	11

Technical Fouls: NONE

	Koalas	Presby
Biggest lead	0 (1 st 20:00)	40 (2 nd 0:44)
Best Scoring Run	5 (1 st 8:29)	11 (2 nd 9:53)
Lead Changes	0	
Times Tied	0	
Time with Lead	00:00	38:51

Points from Turnovers	Koalas	Presby
Paint	28	50
Second Chance	12	19
Fast Breaks	9	26
Bench	14	25

Period by Period Scoring	1st	2nd	TOT
Koalas	27	30	57
Presby	55	42	97

Shooting By Period	1st	2nd	3rd	4th	OT
1st FG%	22-37	59.5%			
3PT%	7-17	41.2%			
FT%	4-4	100%			
2nd FG%	15-26	57.7%			
3PT%	4-6	50.0%			
FT%	8-12	66.7%			
GM FG%	37-63	58.7%			
3PT%	11-25	44.0%			
FT%	12-16	75.0%			

Dead Ball Rebounds: 1.0

Game 12 - Miami 94, Presbyterian 75



Official Basketball Box Score - Final
Presbyterian at Miami (FL)
12/15/24 Watson Center, Coral Gables, Fla.
202

Game 13 - Presbyterian 116, Virginia Lynchburg 53



Official Basketball Box Score - Final
Virginia-Lynchburg at Presbyterian
12/18/24 Ross E. Templeton Center, Clinton
2024-25 Men's Basketball

Game Time: 2:00 PM
Game Duration: 1:54
Attendance: 270

Officials: Corey Haney, Justin McKie, Chelsie Schweers

Virginia-Lynchburg - 53

Record: 0-12

NO.	Name	Min	FG	3P	FT	Rebounds	Fouls	TP	AS	TO	ST	Blocks	+/-
			M-A	M-A	M-A	OR DR TOT	PF FD					BS BA	
2	Jerome Mitchell	F 28:50	4-12	2-5	2-3	0 4 4	1 1	12	1	4	1	0 0	-40
24	Amir Accoo	F 12:51	0-1	0-0	0-2	0 1 1	5 1	0	0	1	0	0 0	-28
4	Terrance Johnson	G 25:42	2-9	0-1	5-6	0 3 3	5 3	9	0	3	0	3 1	-46
8	Chaundre Bratcher	G 30:11	2-7	0-1	2-4	2 2 4	3 4	6	2	4	0	0 0	-53
10	Jacob Newman	G 37:24	4-9	0-0	2-3	0 1 1	1 4	10	2	4	0	0 0	-56
1	Elijah Johnson	23:35	3-5	0-0	3-4	0 2 2	3 4	9	0	1	0	0 0	-40
11	Curtis Holton	26:53	1-7	1-4	1-2	0 4 4	1 1	4	0	0	0	1 1	-35
21	Michael Corrigan	14:35	1-2	1-1	0-0	0 0 0	1 0	3	0	0	1	0 1	-17
Team						0 0 0		0	2				
Totals			17-52	4-12	15-24	2 17 19	20 18	53	5	19	2	4 3	-63

Technical Fouls: NONE

Presbyterian - 116

Record: 7-6

NO.	Name	Min	FG	3P	FT	Rebounds	Fouls	TP	AS	TO	ST	Blocks	+/-
			M-A	M-A	M-A	OR DR TOT	PF FD					BS BA	
3	Kaleb Scott	F 16:32	7-11	0-0	2-3	2 9 11	3 3	16	1	0	1	0 1	48
3	Kobe Stewart	G 16:47	7-8	1-1	5-6	3 3 6	1 3	20	5	0	1	1 0	50
4	Kory Mincy	G 16:32	4-4	2-2	0-0	0 2 2	1 2	10	8	1	2	0 0	48
10	Jamari Harvey	G 20:30	2-3	2-3	8-8	1 2 3	2 4	14	0	1	0	0 0	24
12	Carl Parrish	G 22:38	5-9	1-3	2-2	0 4 4	3 1	13	3	3	1	0 0	26
11	Quadir Pettaway	19:39	4-7	1-2	0-2	1 2 3	1 2	9	1	1	0	0 0	9
14	Jaylen Peterson	20:27	2-3	0-0	3-4	1 4 5	1 3	7	0	1	3	2 1	12
0	Iverson King	21:32	7-9	0-1	0-0	0 5 5	3 1	14	0	1	0	0 1	9
5	Houston Jones	21:11	1-5	0-2	0-0	0 1 1	1 0	2	1	0	0	0 1	43
7	Triston Wilson	21:11	4-6	1-2	2-2	1 3 4	2 1	11	3	0	2	0 0	43
1	Luke Allison	03:01	0-2	0-2	0-0	0 1 1	0 0	0	0	0	0	0 0	3
Team						0 2 2		0	1				
Totals			43-67	8-18	22-27	9 38 47	18 20	116	22	9	10	3 4	63

Technical Fouls: NONE

	VUL	Presby	Points from	VUL	Presby	Period by Period Scoring
Biggest lead	0 (1 st 20:00)	63 (2 nd 1:08)	Turnovers	9	31	1st 2nd TOT
Best Scoring Run	4 (1 st 4:02)	17 (2 nd 15:05)	Paint	16	64	
Lead Changes	0		Second Chance	1	10	VUL 25 28 53
Times Tied	0		Fast Breaks	0	35	Presby 59 57 116
Time with Lead	00:00	39:45	Bench	16	43	

Game 14 - Manhattan 86, Presbyterian 81 (OT)



Official Basketball Box Score - Final
Manhattan at Presbyterian
12/21/24 Ross E. Templeton Center, Clinton, SC
2024-25 Men's Basketball

Game Time: 1:00 PM
Game Duration: 2:39
Attendance: 290

Officials: Anthony Franklin, Kyle Luckie, Connor MacIsaac

Manhattan - 86

Record: 6-5

NO.	Name	Min	FG	3P	FT	Rebounds	Fouls	TP	AS	TO	ST	Blocks	+/-
			M-A	M-A	M-A	OR DR TOT	PF FD					BS BA	
9	Will Sydnor	F 39:00	7-15	3-7	1-2	1 7 8	2 1	18	0	3	0	3 0	9
1	Shaqul Bender	G 24:02	0-8	0-4	0-0	0 1 1	3 1	0	1	1	1	0 0	10
2	Jaden Winston	G 38:20	7-11	1-3	3-6	0 6 6	4 4	18	3	3	2	1 0	2
10	Masiah Gilyard	G 40:22	3-5	1-2	7-9	5 5 10	2 6	14	1	0	1	1 0	0
14	Wesley Robinson	G 35:10	4-10	1-3	5-5	1 2 3	4 3	14	4	2	0	1 0	11
0	Devin Dinkins	33:19	4-8	2-4	8-8	0 2 2	2 4	18	5	1	2	0 1	6
13	Fraser Roxburgh	10:59	1-5	1-2	1-2	2 2 4	0 1	4	0	0	0	0 2	-6
21	Marko Ljubicic	01:00	0-0	0-0	0-0	0 0 0	2 0	0	0	0	0	0 0	-2
6	Aljah Curry	02:48	0-1	0-1	0-0	0 0 0	2 0	0	0	0	0	0 0	-5
Team						4 3 7		0	0				
Totals			26-63	9-26	25-32	13 28 41	21 20	86	14	10	6	6 3	5

Technical Fouls: Bender 2nd 4:55

Presbyterian - 81

Record: 7-7

NO.	Name	Min	FG	3P	FT	Rebounds	Fouls	TP	AS	TO	ST	Blocks	+/-
			M-A	M-A	M-A	OR DR TOT	PF FD					BS BA	
30	Kaleb Scott	F 32:11	1-3	0-0	3-6	1 4 5	3 4	5	0	1	1	0 0	-8
3	Kobe Stewart	G 39:52	4-10	0-4	4-4	1 5 6	3 2	12	3	0	1	0 1	-10
4	Kory Mincy	G 39:15	5-13	2-6	6-8	1 2 3	1 5	18	7	5	2	1 1	-5
10	Jamari Harvey	G 32:32	5-15	3-9	0-0	0 2 2	3 0	13	2	1	1	0 2	-4
12	Carl Parrish	G 40:43	7-12	6-9	3-3	2 7 9	5 4	23	2	0	0	0 1	-8
0	Iverson King	07:59	1-2	0-1	0-1	1 0 1	1 1	2	0	0	0	2 0	8
14	Jaylen Peterson	20:08	1-5	0-0	4-7	6 4 10	2 4	6	1	3	1	0 1	-4
11	Quadir Pettaway	08:47	1-3	0-2	0-0	0 0 0	2 0	2	2	0	0	0 0	1
7	Triston Wilson	03:33	0-0	0-0	0-0	1 0 1	2 0	0	0	0	0	0 0	5
Team						3 3 6		0	1				
Totals			25-63	11-31	20-29	16 27 43	22 20	81	17	11	6	3 6	-5

Technical Fouls: Stewart 1st 7:48 Harvey 2nd 4:55

	MAN	PC	Points from	MAN	PC	Period by Period Scoring
Biggest lead	5 (2 nd 4:55)	19 (1 st 9:22)	Turnovers	15	13	1st 2nd OT1 TOT
Best Scoring Run	9 (2 nd 4:55)	10 (1 st 16:14)	Paint	30	24	
Lead Changes	4		Second Chance	10	9	MAN 30 43 13 86
Times Tied	5		Fast Breaks	5	7	PC 43 30 8 81
Time with Lead	09:31	31:30	Bench	22	10	



2024-25 Presbyterian Men's Basketball Combined Team Statistics All games

Page 1/1
as of Dec 21, 2024

Game Records

Record	Overall	Home	Away	Neutral
ALL GAMES	7-7	4-1	1-6	2-0
CONFERENCE	0-0	0-0	0-0	0-0
NON-CONFERENCE	7-7	4-1	1-6	2-0

Score by Periods

Team	1st	2nd	OT	TOT
Presbyterian	506	592	14	1112
Opponents	483	472	16	971

Team Box Score

No.	Player				Total		3-Point		F-Throw		Rebounds													
		GP-GS	MIN	AVG	FG-FGA	FG%	3FG-3FGA	3FG%	FT-FTA	FT%	OFF	DEF	TOT	AVG	PF	DQ	A	TO	BLK	STL	PTS	AVG		
4	MINCY, Kory	14-14	440:12	31.4	67-160	.419	31-78	.397	42-49	.857	8	34	42	3.0	25	0	66	39	1	25	207	14.8		
3	STEWART, Kobe	14-14	444:46	31.8	74-163	.454	22-61	.361	33-42	.786	16	49	65	4.6	25	1	38	11	5	14	203	14.5		
15	PIERCE, Jonah	8-5	195:52	24.5	41-61	.672	0-0	.000	23-39	.590	25	32	57	7.1	23	1	13	24	9	5	105	13.1		
12	PARRISH, Carl	13-6	287:36	22.1	41-85	.482	21-47	.447	15-18	.833	2	32	34	2.6	24	1	17	10	0	8	118	9.1		
10	HARVEY, Jamahri	13-12	329:55	25.4	35-101	.347	25-66	.379	10-12	.833	4	30	34	2.6	31	0	12	18	1	6	105	8.1		
30	SCOTT, Kaleb	14-9	311:47	22.3	48-81	.593	0-0	.000	17-43	.395	27	53	80	5.7	29	1	10	14	4	8	113	8.1		
14	PETERSON, Jaylen	14-10	309:40	22.1	37-67	.552	0-0	.000	23-36	.639	44	61	105	7.5	22	0	9	19	20	11	97	6.9		
0	KING, Iverson	14-0	200:06	14.3	33-51	.647	4-9	.444	11-21	.524	6	23	29	2.1	25	1	10	6	5	13	81	5.8		
11	PETTAWAY, Quadir	13-0	178:17	13.7	16-38	.421	9-21	.429	3-6	.500	2	14	16	1.2	15	0	20	7	0	2	44	3.4		
5	JONES, Houston	5-0	53:10	10.6	4-14	.286	2-9	.222	1-2	.500	0	3	3	0.6	3	0	3	2	0	2	11	2.2		
7	WILSON, Triston	11-0	88:48	8.1	8-16	.500	1-6	.167	6-6	1.000	2	9	11	1.0	14	1	8	2	0	5	23	2.1		
1	ALLISON, Luke	3-0	09:51	3.3	1-4	.250	1-3	.333	2-2	1.000	1	1	2	0.7	0	0	0	0	0	0	5	1.7		
Team											20	22	42					5						
Total		14	2850		405-841	.482	116-300	.387	186-276	.674	157	363	520	37.1	236	6	206	157	45	99	1112	79.4		
Opponents		14	2850		343-798	.430	104-306	.340	181-265	.683	131	324	455	32.5	222	2	173	179	51	95	971	69.4		

Team Statistics

	PRESB	OPP
Scoring	1112	971
Points per game	79.4	69.4
Scoring margin	+10.1	-
Field goals-att	405-841	343-798
Field goal pct	.482	.430
3 point fg-att	116-300	104-306
3-point FG pct	.387	.340
3-pt FG made per game	8.3	7.4
Free throws-att	186-276	181-265
Free throw pct	.674	.683
F-Throws made per game	13.3	12.9
Rebounds	520	455
Rebounds per game	37.1	32.5
Rebounding margin	+4.6	-
Assists	206	173
Assists per game	14.7	12.4
Turnovers	157	179
Turnovers per game	11.2	12.8
Turnover margin	+1.6	-
Assist/turnover ratio	1.3	1.0
Steals	99	95
Steals per game	7.1	6.8
Blocks	45	51
Blocks per game	3.2	3.6
Winning streak	0	-
Home win streak	0	-
Attendance	2049	25841
Home games-Avg/Game	5-410	7-3692
Neutral site-Avg/Game	-	2-103

Team Results

Date	Opponent		Score	Att.
11/04/2024	at Charlotte	L	79-88	3343
11/06/2024	Carolina Christian	W	120-45	354
11/08/2024	at NC State	L	72-81	12949
11/13/2024	Wofford	W	71-68	552
11/16/2024	at Kennesaw St.	L	67-85	1136
11/21/2024	at SFA	Wot	58-55	1469
11/22/2024	vs Youngstown St.	W	67-42	103
11/23/2024	vs Monmouth	W	71-61	103
11/27/2024	at Tennessee Tech	L	75-90	642
12/03/2024	at Florida A&M	L	63-66	1088
12/11/2024	Columbia (SC)	W	97-57	583
12/15/2024	at Miami (FL)	L	75-94	5214
12/18/2024	Virginia-Lynchburg	W	116-53	270
12/21/2024	Manhattan	Lot	81-86	290



2024-25 Presbyterian Men's Basketball
Team High/Low Analysis
All games

Page 1/4
as of Dec 21, 2024

Presbyterian - Game Highs

POINTS	120		Carolina Christian (11/06/2024)
	116		Virginia-Lynchburg (12/18/2024)
	97		Columbia (SC) (12/11/2024)
	81		Manhattan (12/21/2024)
	79		at Charlotte (11/04/2024)
FIELD GOALS MADE	43		Virginia-Lynchburg (12/18/2024)
	43		Carolina Christian (11/06/2024)
FIELD GOAL ATTEMPTS	69		Carolina Christian (11/06/2024)
	67		Virginia-Lynchburg (12/18/2024)
FIELD GOAL PERCENTAGE	.642	(43-67)	Virginia-Lynchburg (12/18/2024)
	.623	(43-69)	Carolina Christian (11/06/2024)
3 PT FG MADE	11		Manhattan (12/21/2024)
	11		Columbia (SC) (12/11/2024)
	11		at Tennessee Tech (11/27/2024)
	11		Carolina Christian (11/06/2024)
3 PT FG ATTEMPTS	31		Manhattan (12/21/2024)
	27		at Miami (FL) (12/15/2024)
3 PT FG PERCENTAGE	.500	(9-18)	Wofford (11/13/2024)
	.455	(5-11)	vs Youngstown St. (N) (11/22/2024)
FREE THROWS MADE	23		Carolina Christian (11/06/2024)
	22		Virginia-Lynchburg (12/18/2024)
FREE THROW ATTEMPTS	29		Manhattan (12/21/2024)
	29		Carolina Christian (11/06/2024)
FREE THROW PERCENTAGE	.815	(22-27)	Virginia-Lynchburg (12/18/2024)
	.793	(23-29)	Carolina Christian (11/06/2024)
REBOUNDS	49		Carolina Christian (11/06/2024)
	48		at Florida A&M (12/03/2024)
ASSISTS	25		Columbia (SC) (12/11/2024)
	22		Virginia-Lynchburg (12/18/2024)
	22		Carolina Christian (11/06/2024)
STEALS	14		Carolina Christian (11/06/2024)
	10		Virginia-Lynchburg (12/18/2024)
	10		Columbia (SC) (12/11/2024)
	10		at SFA (11/21/2024)
BLOCKED SHOTS	6		Carolina Christian (11/06/2024)
	5		Columbia (SC) (12/11/2024)
TURNOVERS	20		at Florida A&M (12/03/2024)
	19		at SFA (11/21/2024)
FOULS	22		Manhattan (12/21/2024)
	22		at Kennesaw St. (11/16/2024)



2024-25 Presbyterian Men's Basketball
Team High/Low Analysis
All games

Page 2/4
as of Dec 21, 2024

Opponent - Game Highs

POINTS	94		at Miami (FL) (12/15/2024)
	90		at Tennessee Tech (11/27/2024)
	88		at Charlotte (11/04/2024)
	86		Manhattan (12/21/2024)
	85		at Kennesaw St. (11/16/2024)
FIELD GOALS MADE	35		at Miami (FL) (12/15/2024)
	34		at Tennessee Tech (11/27/2024)
FIELD GOAL ATTEMPTS	68		at Tennessee Tech (11/27/2024)
	63		Manhattan (12/21/2024)
FIELD GOAL PERCENTAGE	.673	(35-52)	at Miami (FL) (12/15/2024)
	.574	(31-54)	at Charlotte (11/04/2024)
3 PT FG MADE	14		at Tennessee Tech (11/27/2024)
	11		at Kennesaw St. (11/16/2024)
	11		at Charlotte (11/04/2024)
3 PT FG ATTEMPTS	30		at Tennessee Tech (11/27/2024)
	28		Wofford (11/13/2024)
3 PT FG PERCENTAGE	.500	(11-22)	at Charlotte (11/04/2024)
	.500	(7-14)	at Miami (FL) (12/15/2024)
FREE THROWS MADE	25		Manhattan (12/21/2024)
	22		at Kennesaw St. (11/16/2024)
FREE THROW ATTEMPTS	32		Manhattan (12/21/2024)
	29		at Kennesaw St. (11/16/2024)
FREE THROW PERCENTAGE	.800	(8-10)	at Tennessee Tech (11/27/2024)
	.789	(15-19)	at Charlotte (11/04/2024)
REBOUNDS	46		at SFA (11/21/2024)
	41		Manhattan (12/21/2024)
ASSISTS	22		at Tennessee Tech (11/27/2024)
	20		at Charlotte (11/04/2024)
STEALS	12		at Florida A&M (12/03/2024)
	12		at NC State (11/08/2024)
BLOCKED SHOTS	8		at Florida A&M (12/03/2024)
	6		Manhattan (12/21/2024)
TURNOVERS	21		at SFA (11/21/2024)
	19		Virginia-Lynchburg (12/18/2024)
	19		Carolina Christian (11/06/2024)
FOULS	21		Manhattan (12/21/2024)
	20		Virginia-Lynchburg (12/18/2024)
	20		at Kennesaw St. (11/16/2024)



2024-25 Presbyterian Men's Basketball
Team High/Low Analysis
All games

Page 3/4
as of Dec 21, 2024

Presbyterian - Game Lows

POINTS	58		at SFA (11/21/2024)
	63		at Florida A&M (12/03/2024)
	67		vs Youngstown St. (N) (11/22/2024)
	67		at Kennesaw St. (11/16/2024)
	71		vs Monmouth (N) (11/23/2024)
	71		Wofford (11/13/2024)
FIELD GOALS MADE	19		at SFA (11/21/2024)
	21		at Florida A&M (12/03/2024)
FIELD GOAL ATTEMPTS	49		at Kennesaw St. (11/16/2024)
	52		Wofford (11/13/2024)
FIELD GOAL PERCENTAGE	.311	(19-61)	at SFA (11/21/2024)
	.350	(21-60)	at Florida A&M (12/03/2024)
3 PT FG MADE	5		vs Youngstown St. (N) (11/22/2024)
	5		at SFA (11/21/2024)
	5		at Kennesaw St. (11/16/2024)
	5		at NC State (11/08/2024)
3 PT FG ATTEMPTS	11		vs Youngstown St. (N) (11/22/2024)
	13		at Kennesaw St. (11/16/2024)
3 PT FG PERCENTAGE	.217	(5-23)	at SFA (11/21/2024)
	.313	(5-16)	at NC State (11/08/2024)
FREE THROWS MADE	6		at Tennessee Tech (11/27/2024)
	6		at Charlotte (11/04/2024)
FREE THROW ATTEMPTS	10		at Charlotte (11/04/2024)
	11		vs Monmouth (N) (11/23/2024)
FREE THROW PERCENTAGE	.500	(6-12)	at Tennessee Tech (11/27/2024)
	.571	(12-21)	Wofford (11/13/2024)
REBOUNDS	23		at Miami (FL) (12/15/2024)
	28		Wofford (11/13/2024)
ASSISTS	8		at SFA (11/21/2024)
	10		at Kennesaw St. (11/16/2024)
	10		at NC State (11/08/2024)
STEALS	2		at Tennessee Tech (11/27/2024)
	2		Wofford (11/13/2024)
BLOCKED SHOTS	1		at Tennessee Tech (11/27/2024)
	1		at NC State (11/08/2024)
TURNOVERS	3		at Miami (FL) (12/15/2024)
	7		at Tennessee Tech (11/27/2024)
	7		Carolina Christian (11/06/2024)
FOULS	12		Columbia (SC) (12/11/2024)
	13		at Tennessee Tech (11/27/2024)
	13		vs Youngstown St. (N) (11/22/2024)
	13		Wofford (11/13/2024)



2024-25 Presbyterian Men's Basketball
Team High/Low Analysis
All games

Page 4/4
as of Dec 21, 2024

Opponent - Game Lows

POINTS	42		vs Youngstown St. (N) (11/22/2024)
	45		Carolina Christian (11/06/2024)
	53		Virginia-Lynchburg (12/18/2024)
	55		at SFA (11/21/2024)
	57		Columbia (SC) (12/11/2024)
FIELD GOALS MADE	16		vs Youngstown St. (N) (11/22/2024)
	17		Virginia-Lynchburg (12/18/2024)
	17		Carolina Christian (11/06/2024)
FIELD GOAL ATTEMPTS	45		vs Monmouth (N) (11/23/2024)
	52		Virginia-Lynchburg (12/18/2024)
	52		at Miami (FL) (12/15/2024)
FIELD GOAL PERCENTAGE	.271	(16-59)	vs Youngstown St. (N) (11/22/2024)
	.283	(17-60)	Carolina Christian (11/06/2024)
3 PT FG MADE	3		Carolina Christian (11/06/2024)
	4		Virginia-Lynchburg (12/18/2024)
	4		at SFA (11/21/2024)
3 PT FG ATTEMPTS	12		Virginia-Lynchburg (12/18/2024)
	14		at Miami (FL) (12/15/2024)
3 PT FG PERCENTAGE	.136	(3-22)	Carolina Christian (11/06/2024)
	.222	(6-27)	vs Youngstown St. (N) (11/22/2024)
FREE THROWS MADE	4		vs Youngstown St. (N) (11/22/2024)
	7		Columbia (SC) (12/11/2024)
	7		Wofford (11/13/2024)
FREE THROW ATTEMPTS	9		vs Youngstown St. (N) (11/22/2024)
	9		Wofford (11/13/2024)
FREE THROW PERCENTAGE	.409	(9-22)	at SFA (11/21/2024)
	.444	(4-9)	vs Youngstown St. (N) (11/22/2024)
REBOUNDS	19		Virginia-Lynchburg (12/18/2024)
	21		at Charlotte (11/04/2024)
ASSISTS	5		Virginia-Lynchburg (12/18/2024)
	7		vs Youngstown St. (N) (11/22/2024)
	7		Carolina Christian (11/06/2024)
STEALS	1		at Miami (FL) (12/15/2024)
	2		Virginia-Lynchburg (12/18/2024)
BLOCKED SHOTS	0		at Charlotte (11/04/2024)
	1		Carolina Christian (11/06/2024)
TURNOVERS	5		at Charlotte (11/04/2024)
	6		at Tennessee Tech (11/27/2024)
FOULS	9		at Tennessee Tech (11/27/2024)
	9		at Charlotte (11/04/2024)



2024-25 Presbyterian Men's Basketball
Player Highs Analysis
All games

Page 1/3
as of Dec 21, 2024

Presbyterian - Individual Game Highs

POINTS	28		Kory Mincy at NC State (11/08/2024)
	27		Kory Mincy at Florida A&M (12/03/2024)
	26		Kobe Stewart vs Wofford (11/13/2024)
	23		Carl Parrish vs Manhattan (12/21/2024)
	22		Jonah Pierce at Charlotte (11/04/2024)
FIELD GOALS MADE	11		Jonah Pierce at Charlotte (11/04/2024)
	9		Kobe Stewart vs Columbia (SC) (12/11/2024)
	9		Kory Mincy at Florida A&M (12/03/2024)
	9		Kobe Stewart at NC State (11/08/2024)
FIELD GOAL ATTEMPTS	19		Kory Mincy at Florida A&M (12/03/2024)
	16		Kory Mincy at Miami (FL) (12/15/2024)
	16		Kobe Stewart at NC State (11/08/2024)
FIELD GOAL PERCENTAGE (min 5 made)	1.000	(11-11)	Jonah Pierce at Charlotte (11/04/2024)
	1.000	(5-5)	Jonah Pierce vs Carolina Christian (11/06/2024)
3 PT FG MADE	6		Carl Parrish vs Manhattan (12/21/2024)
	6		Kobe Stewart vs Wofford (11/13/2024)
3 PT FG ATTEMPTS	10		Kory Mincy at Florida A&M (12/03/2024)
	9		Jamahri Harvey vs Manhattan (12/21/2024)
	9		Carl Parrish vs Manhattan (12/21/2024)
	9		Jamahri Harvey vs Columbia (SC) (12/11/2024)
	9		Jamahri Harvey vs Monmouth (N) (11/23/2024)
3 PT FG PERCENTAGE (min 2 made)	1.000	(2-2)	Kory Mincy vs Virginia-Lynchburg (12/18/2024)
	1.000	(2-2)	Carl Parrish at Charlotte (11/04/2024)
FREE THROWS MADE	8		Jamahri Harvey vs Virginia-Lynchburg (12/18/2024)
	8		Jonah Pierce at Kennesaw St. (11/16/2024)
	8		Kory Mincy at NC State (11/08/2024)
FREE THROW ATTEMPTS	12		Jonah Pierce at Kennesaw St. (11/16/2024)
	11		Jonah Pierce vs Carolina Christian (11/06/2024)
FREE THROW PERCENTAGE (min 3 made)	1.000	(8-8)	Jamahri Harvey vs Virginia-Lynchburg (12/18/2024)
	1.000	(5-5)	Kory Mincy at Florida A&M (12/03/2024)
	1.000	(4-4)	Kobe Stewart vs Manhattan (12/21/2024)
	1.000	(4-4)	Kobe Stewart vs Carolina Christian (11/06/2024)
	1.000	(3-3)	Carl Parrish vs Manhattan (12/21/2024)
	1.000	(3-3)	Kory Mincy at Kennesaw St. (11/16/2024)
REBOUNDS	13		Kaleb Scott at Florida A&M (12/03/2024)
	12		Jaylen Peterson vs Columbia (SC) (12/11/2024)
	12		Jaylen Peterson vs Monmouth (N) (11/23/2024)
ASSISTS	10		Kory Mincy vs Carolina Christian (11/06/2024)
	10		Kory Mincy at Charlotte (11/04/2024)
STEALS	5		Kory Mincy at Florida A&M (12/03/2024)
	4		Iverson King vs Carolina Christian (11/06/2024)
BLOCKED SHOTS	4		Jaylen Peterson vs Carolina Christian (11/06/2024)
	2		Iverson King vs Manhattan (12/21/2024)
	2		Jaylen Peterson vs Virginia-Lynchburg (12/18/2024)
	2		Jaylen Peterson at Miami (FL) (12/15/2024)
	2		Jaylen Peterson vs Columbia (SC) (12/11/2024)
	2		Jaylen Peterson at Florida A&M (12/03/2024)
	2		Jaylen Peterson vs Monmouth (N) (11/23/2024)
	2		Jonah Pierce vs Wofford (11/13/2024)
	2		Jonah Pierce vs Carolina Christian (11/06/2024)
	2		Jonah Pierce at Charlotte (11/04/2024)
	2		Jaylen Peterson at Charlotte (11/04/2024)
	2		



2024-25 Presbyterian Men's Basketball
Player Highs Analysis
All games

Page 2/3
as of Dec 21, 2024

Presbyterian - Individual Game Highs

TURNOVERS	6	Kory Mincy at SFA (11/21/2024)
	5	Kory Mincy vs Manhattan (12/21/2024)
	5	Kory Mincy at Florida A&M (12/03/2024)
	5	Kobe Stewart vs Monmouth (N) (11/23/2024)
	5	Jonah Pierce at SFA (11/21/2024)
FOULS	5	Carl Parrish vs Manhattan (12/21/2024)
	5	Iverson King at Tennessee Tech (11/27/2024)
	5	Jonah Pierce at SFA (11/21/2024)
	5	Kobe Stewart at Kennesaw St. (11/16/2024)
	5	Triston Wilson at Kennesaw St. (11/16/2024)
	5	Kaleb Scott at NC State (11/08/2024)



2024-25 Presbyterian Men's Basketball
Player Highs Analysis
All games

Page 3/3
as of Dec 21, 2024

Opponent - Individual Game Highs

POINTS	27		Simeon Cottle at Kennesaw St. (11/16/2024)
	25		Jack Collins vs Monmouth (N) (11/23/2024)
	24		Matthew Cleveland at Miami (FL) (12/15/2024)
	22		Brandon Johnson at Miami (FL) (12/15/2024)
	20		Lynn Kidd at Miami (FL) (12/15/2024)
	20		Jaylon Johnson at Tennessee Tech (11/27/2024)
FIELD GOALS MADE	9		Matthew Cleveland at Miami (FL) (12/15/2024)
	9		Brandon Johnson at Miami (FL) (12/15/2024)
FIELD GOAL ATTEMPTS	20		Dyshun Smith vs Carolina Christian (11/06/2024)
	17		Jack Collins vs Monmouth (N) (11/23/2024)
FIELD GOAL PERCENTAGE (min 5 made)	.889	(8-9)	Lynn Kidd at Miami (FL) (12/15/2024)
	.875	(7-8)	Rodney Johnson Jr. at Tennessee Tech (11/27/2024)
3 PT FG MADE	5		Jaylon Johnson at Tennessee Tech (11/27/2024)
	5		Kyle Layton at Tennessee Tech (11/27/2024)
	5		Simeon Cottle at Kennesaw St. (11/16/2024)
	5		Robert Braswell at Charlotte (11/04/2024)
3 PT FG ATTEMPTS	11		Milton Matthews at Florida A&M (12/03/2024)
	11		Jack Collins vs Monmouth (N) (11/23/2024)
3 PT FG PERCENTAGE (min 2 made)	.833	(5-6)	Simeon Cottle at Kennesaw St. (11/16/2024)
	.833	(5-6)	Robert Braswell at Charlotte (11/04/2024)
FREE THROWS MADE	12		Simeon Cottle at Kennesaw St. (11/16/2024)
	8		Devin Dinkins vs Manhattan (12/21/2024)
FREE THROW ATTEMPTS	14		Nana Antwi-Boasiako at SFA (11/21/2024)
	12		Simeon Cottle at Kennesaw St. (11/16/2024)
FREE THROW PERCENTAGE (min 3 made)	1.000	(12-12)	Simeon Cottle at Kennesaw St. (11/16/2024)
	1.000	(8-8)	Devin Dinkins vs Manhattan (12/21/2024)
	1.000	(6-6)	Giancarlo Rosado at Charlotte (11/04/2024)
	1.000	(5-5)	Wesley Robinson vs Manhattan (12/21/2024)
	1.000	(4-4)	Daniel Egbuniwe at Tennessee Tech (11/27/2024)
	1.000	(4-4)	Abdi Bashir Jr. vs Monmouth (N) (11/23/2024)
	1.000	(3-3)	Jalil Bethea at Miami (FL) (12/15/2024)
	1.000	(3-3)	Madison Durr vs Monmouth (N) (11/23/2024)
	1.000	(3-3)	Ricardo Wright at Kennesaw St. (11/16/2024)
REBOUNDS	13		Juhlawnei Stone at SFA (11/21/2024)
	11		Lynn Kidd at Miami (FL) (12/15/2024)
	11		Braedan Lue at Kennesaw St. (11/16/2024)
ASSISTS	8		Jaylon Johnson at Tennessee Tech (11/27/2024)
	8		Michael O'Connell at NC State (11/08/2024)
STEALS	5		Jayden Taylor at NC State (11/08/2024)
	3		Jordan Chatman at Florida A&M (12/03/2024)
	3		Roderick Coffee III at Florida A&M (12/03/2024)
	3		EJ Farmer vs Youngstown St. (N) (11/22/2024)
	3		Adrian Wooley at Kennesaw St. (11/16/2024)
	3		Justin Bailey vs Wofford (11/13/2024)
	3		Ben Middlebrooks at NC State (11/08/2024)
BLOCKED SHOTS	3		Will Sydnor vs Manhattan (12/21/2024)
	3		Terrance Johnson vs Virginia-Lynchburg (12/18/2024)
	3		A.J. Staton-McCray at Miami (FL) (12/15/2024)
	3		Ja'Derryus Eatmon at Florida A&M (12/03/2024)
	3		Jamine Charles at Florida A&M (12/03/2024)
TURNOVERS	7		Robert Murdock vs Carolina Christian (11/06/2024)
	5		AJ Vaught vs Columbia (SC) (12/11/2024)
	5		Jayden Taylor at NC State (11/08/2024)
FOULS	5		Terrance Johnson vs Virginia-Lynchburg (12/18/2024)
	5		Amir Accoo vs Virginia-Lynchburg (12/18/2024)