



## 25/RV Clemson Tigers (9-2, 1-0 ACC) vs. South Carolina Gamecocks (7-3, 0-0 SEC)

Game #12 • Road Game #3 • Non-Conference Game #11

TV: SECN

Radio: 105.5 FM The Roar

Tuesday, December 17 • Colonial Life Arena (Columbia, S.C.) • 7 p.m. ET



31 POSTSEASON APPEARANCES | 14 NCAA TOURNAMENTS | 5 SWEET SIXTEENS | 2 ELITE EIGHTS | 1990 ACC REGULAR SEASON CHAMPIONS

### CLEMSON RECORDS

|                                |     |    |
|--------------------------------|-----|----|
| Overall:                       | 9-2 | L1 |
| vs. ACC opponents:             | 1-0 | W1 |
| Non-Conference regular-season: | 8-2 | L1 |
| Home:                          | 6-1 | L1 |
| Away:                          | 1-1 | W1 |
| Neutral:                       | 2-0 | W2 |

### BROADCAST INFORMATION

TV: SECN (Roy Philpott and Perry Clark)  
Watch Link: <https://bit.ly/404QFFP>  
Radio: Clemson Athletic Network (Don Munson, Tim Bourret and Ben Milstead)  
Clemson Radio Affiliates: WCCP 105.5 The ROAR (Flagship)  
SiriusXM: Ch. 371, and on the SiriusXM App  
Live Stats: <https://stats.statbroadcast.com/broadcast/?id=549369&vislive=clem>

### SERIES HISTORY

Overall: Clemson trails 81-92  
In Clemson: Clemson leads 49-33  
In Columbia: Clemson trails 29-56  
At neutral sites: Series tied 3-3  
Current streak: Clemson, 1  
Coach Brownell vs. South Carolina: 7-6

### SCHEDULE & RESULTS

| Date           | AP Rank<br>CU Opp | Opponent                                 | TV      | Eastern Time  |
|----------------|-------------------|--|---------|---------------|
| O 30           | - -               | Augusta EXHIB                            | N/A     | W, 90-49      |
| November (7-1) |                   |  |         |               |
| N 4            | - -               | Charleston Southern                      | ACCNX   | W, 91-64      |
| N 8            | - -               | Saint Francis                            | ACCNX   | W, 88-62      |
| N 12           | - -               | Eastern Kentucky                         | ACCN    | W, 75-62      |
| N 17           | - -               | at Boise State                           | CBSSN   | L, 71-84      |
| N 21           | - -               | Radford                                  | ACCNX   | W, 79-51      |
| N 25           | - -               | vs. San Francisco <sup>1</sup>           | CBSSN   | W, 70-55      |
| N 26           | - -               | vs. Penn State <sup>1</sup>              | CBSSN   | W, 75-67      |
| N 29           | - -               | Florida A&M                              | ACCNX   | W, 86-58      |
| December (2-1) |                   |  |         |               |
| D 3            | - 4               | Kentucky <sup>2</sup>                    | ESPN    | W, 70-66      |
| D 7            | - -               | at Miami (Fla.)*                         | ESPN2   | W, 65-55      |
| D 14           | 16                | Memphis                                  | ESPN2   | L, 82-87 (OT) |
| D 17           | 25                | at South Carolina                        | SECN    | 7 p.m.        |
| D 21           | - -               | Wake Forest*                             | ESPN    | 2 p.m.        |
| January (0-0)  |                   |  |         |               |
| J 1            | - -               | Stanford*                                | ACCN    | 4 p.m.        |
| J 4            | - -               | California*                              | ESPN2   | 8:30 p.m.     |
| J 7            | - -               | at Louisville*                           | ESPN2/U | 7 p.m.        |
| J 11           | - -               | Florida State*                           | ACCN    | 2 p.m.        |
| J 14           | - -               | at Georgia Tech*                         | ACCN    | 9 p.m.        |
| J 18           | - -               | at Pittsburgh*                           | The CW  | 12 p.m.       |
| J 22           | - -               | Syracuse*                                | ACCN    | 7 p.m.        |
| J 25           | - -               | at Virginia Tech                         | ACCN    | 5 p.m.        |
| February (0-0) |                   |  |         |               |
| F 1            | - -               | at NC State*                             | The CW  | 1:30 p.m.     |
| F 4            | - -               | Georgia Tech*                            | ACCN    | 9 p.m.        |
| F 8            | - -               | Duke*                                    | ESPN    | 6 p.m.        |
| F 10           | - -               | North Carolina*                          | ESPN    | 7 p.m.        |
| F 15           | - -               | at Florida State*                        | The CW  | 12 p.m.       |
| F 22           | - -               | at SMU*                                  | ACCN    | 4 p.m.        |
| F 26           | - -               | Notre Dame*                              | ACCN    | 7 p.m.        |
| March (0-0)    |                   |  |         |               |
| M 1            | - -               | at Virginia*                             | ESPN/2  | 12 p.m.       |
| M 5            | - -               | at Boston College*                       | ESPN2/U | 7 p.m.        |
| M 8            | - -               | Virginia Tech*                           | ESPNU   | 6 p.m.        |
| M 11-15        | - -               | ACC Tournament Championship <sup>3</sup> |         |               |

\* - ACC contest; Note: Home games in **bold**; <sup>1</sup> Sunshine Slam (Ocean Center; Daytona Beach, Fla.); <sup>2</sup> ACC/SEC Challenge; <sup>3</sup> ACC Tournament (Spectrum Center; Charlotte, N.C.)

### PRONUNCIATIONS

Jake Heidbreder (HIDE-breeder); Ian Schieffelin (CHEF-lynn); Asa Thomas (ACE-uh); Daniel Nauseef (NAW-seef); Andrew Latiff (LUH-tiff); Brad Brownell (BROWN-nehl)

### TABLE OF CONTENTS

|                                |       |
|--------------------------------|-------|
| Broadcast Sheet .....          | 2     |
| Roster/Headshots .....         | 3     |
| Head Coach Brad Brownell ..... | 4     |
| Team Notes .....               | 5-12  |
| Player Stats/Notes .....       | 13-21 |
| Miscellaneous Stats .....      | 22    |
| Superlatives .....             | 23    |
| Stats .....                    | 24-25 |

### ATHLETIC COMMUNICATIONS

Address: 100 Perimeter Rd., Clemson, SC 29634  
Basketball SID: Ben Winterrowd  
Email: [winterr@clermson.edu](mailto:winterr@clermson.edu)  
Cell: 630-862-8828  
Website: [ClemsonTigers.com](http://ClemsonTigers.com)  
Twitter/Instagram: @ClemsonMBB

### CLEMSON BASKETBALL HEADLINES

#### CLEMSON vs. SOUTH CAROLINA

- South Carolina holds a 92-81 lead in the series, but the Tigers have held a 39-20 upper hand since the Gamecocks left the Atlantic Coast Conference following the 1971-72 season.
- In their last 18 games against members of the Southeastern Conference the Tigers are 14-4, including 5-2 against South Carolina.

#### CLEMSON BASKETBALL HEADLINES

- Ian Schieffelin had at least 13 rebounds in five of the last six games. That was the longest streak of its kind by a Tiger since the 1976-77 season when Tree Rollins had at least 13 rebounds in each of his first eight games of the season. His 12.0 rebounds per game are on pace to be the most by a Clemson player since 1990-91 when Dale Davis averaged 12.1 per game. He has five double-doubles this season.
- He is averaging a double-double with 13.0 points and 12.0 rebounds, while adding 3.5 assists per game. He joins Auburn's Johni Broome as only players to average that stat line in the country.
- Schieffelin earned ACC Player of the Week and Oscar Robertson National Player of the Week for his performances during the week of Dec. 9.
- Schieffelin totaled a career-best 20 rebounds in Clemson's win over Kentucky (Dec. 3). It was the most rebounds in a game for a Tiger since Harold Jamison collected 20 on March 4, 1999 against Florida State. Schieffelin added 11 points and four assists in addition to 20 rebounds in the win over Kentucky. He is the only men's division I player in the last 25 years to put up 10+ points, 20+ rebounds and 4+ assists in a win against an AP Top 5 opponent. The game was his fourth double-double of the season and 16th of his career.
- Clemson began the season 9-1 and it marked its 20th start of 9-1 or better in season. Only once before has it included an AP Top 5 victory.
- Schieffelin totaled his third double-double of the season and 15th of his career with 18 points and 13 rebounds, earning MVP of the Sunshine Slam, against Penn State in the title game. Schieffelin added a career-high eight assists, four steals and two blocks.
- Schieffelin is the second to post that stat line in a game dating back 1996-97 (Rayvonte Rice, Drake) and the first to do so in regulation.
- Chase Hunter earned All-Tournament Team honors for his performances in the Sunshine Slam: 13.0 pts, 4.0 reb, 2.5 ast per game.
- Chase Hunter has played in 92 Clemson victories in his career. He is one win short of tying the Clemson record of 93, set by Trevor Booker and David Potter, 2007-10.
- Dillon Hunter turned in a career-high 15 points in the Tigers' victory over Radford (11/21). He connected on a career-best seven made field goals and finished with two 3-pointers in the contest. It was the first double-digit scoring game of his career. Hunter followed up the performance with 11 points and six rebounds in a win over San Francisco (11/25).
- Chauncey Wiggins posted a season high 16 points on seven made field goals in a win over Radford (11/21).
- Chase Hunter posted a career-high 30 points in a loss at Boise State (11/17). He also totaled a career-best 12 made field goals in the effort. He became the 21st player in program history to score 30 in a true road game and it was the 33rd overall occurrence in a true road environment.
- Chase Hunter and Dillon Hunter completed their last two contests with each recording a career-best in points. Chase finished 12-21 at Boise State with a career-high 30 points, topping his previous best of 26. Dillon helped lead the Tigers to a 29-point victory over Radford with a career-high 15 points. He finished 5-8 from the floor. His previous best was nine points.
- Jaeden Zackery has 21 steals (2.10/game). His per game average is seventh-best for a single season in school history as it stands.
- Clemson opened the season with consecutive victories of 25 points or more for the 10th time in program history. The Tigers defeated Charleston Southern (+27) and Saint Francis (+26).
- Clemson has totaled nine or more steals in the first two games of the season, including 12 against Saint Francis. The Tigers swiped nine just twice last season. Clemson has collected 12 or more steals on 15 occasions under Brad Brownell and are 13-2 in those games.
- Ian Schieffelin and Chase Hunter were tabbed preseason Second Team All-ACC by media at the league's annual preseason media day.
- In addition, Clemson was predicted to finish fourth in the ACC. That is the highest preseason prediction for the Tigers since 2010 when they were picked to finish third. The last time Clemson was picked fourth in the preseason poll was 2008 when they finished third.
- Hunter became the 46th 1,000-point scorer in Clemson history against Louisville (January 30, 2024) and currently has 1,404 career points.
- Brownell has led the Tigers to the fourth-most overall wins amongst ACC teams since 2017-18 (144). The Tigers have won 72 games in the league, which ranks fifth in that same time frame.
- Brownell signed a contract extension that runs through 2029. Brownell is the winningest coach in program history with 267 wins as the leader of the Tigers, earning the 2017-18 Sports Illustrated National College Coach of the Year Award. The Tigers have reached the NCAA Tournament four times, including three in the last seven seasons that have culminated in a Sweet 16 appearance in 2018 and an Elite Eight in 2024. They are one of just 24 programs since 2018 to advance to a Sweet 16 and Elite Eight in separate seasons.

### STATISTICAL OUTLOOK

|      | Clemson          | Instagram      | Ht.    | Wt. | Yr.  | Hometown           | GP/GS | PPG  | RPG  | APG | MPG  |
|------|------------------|----------------|--------|-----|------|--------------------|-------|------|------|-----|------|
| C 0  | Viktor Lakhin    | lakhinviktor_  | 6-11   | 245 | Sr.  | Anapa, Russia      | 11/11 | 12.1 | 5.9  | 1.2 | 23.1 |
| G 1  | Chase Hunter     | chasehun1er    | 6-4.5  | 202 | Gr.  | Atlanta, Ga.       | 11/11 | 16.0 | 3.0  | 2.4 | 32.7 |
| G 2  | Dillon Hunter    | dillonhunter   | 6-3.5  | 192 | Jr.  | Atlanta, Ga.       | 10/0  | 6.5  | 2.5  | 1.4 | 20.8 |
| G 3  | Jake Heidbreder  | jakeheidbreder | 6-5.5  | 186 | RJr. | Floyds Knobs, Ind. | 9/0   | 3.4  | 1.0  | 0.7 | 11.3 |
| F 4  | Ian Schieffelin  | ian4schieff    | 6-8    | 240 | Sr.  | Atlanta, Ga.       | 11/11 | 13.0 | 12.0 | 3.5 | 33.5 |
| F 5  | Asa Thomas       | _asathomas_    | 6-7    | 200 | RFr. | Lake Forest, Ill.  | 7/0   | 2.0  | 0.3  | 0.3 | 2.5  |
| F 6  | Myles Foster     | mylessb        | 6-7    | 245 | Gr.  | Brooklyn, N.Y.     | 10/0  | 3.6  | 2.4  | 0.3 | 7.9  |
| F 7  | Chauncey Wiggins | chauncey.30    | 6-10.5 | 216 | Jr.  | Grayson, Ga.       | 11/11 | 8.6  | 2.7  | 1.0 | 23.6 |
| F 8  | Dallas Thomas    | bgadallas      | 6-9    | 180 | Fr.  | Little Rock, Ark.  |       |      |      |     |      |
| G 10 | Del Jones        | selfmade.del2x | 6-2.5  | 187 | Fr.  | Landover, Md.      | 11/0  | 4.2  | 1.5  | 0.9 | 12.2 |
| G 11 | Jaeden Zackery   | jaeden_zackery | 6-1    | 218 | Gr.  | Salem, Wis.        | 11/11 | 8.7  | 2.5  | 2.8 | 33.0 |
| G 13 | Andrew Latiff    | a.latiff11     | 6-5    | 184 | Sr.  | Clemson, S.C.      | 3/0   | 0.0  | 0.0  | 0.0 | 1.4  |
| C 14 | Christian Reeves | cmr_32_        | 7-2    | 253 | RSO. | Charlotte, N.C.    | 11/0  | 1.5  | 1.5  | 0.2 | 5.8  |
| G 20 | Matt Kelly       | matt.kelly1    | 6-2    | 175 | Sr.  | Charleston, S.C.   | 3/0   | 0.0  | 0.3  | 0.0 | 1.4  |
| G 21 | Ace Buckner      | acebuckner_    | 6-3    | 170 | Fr.  | Dallas, Texas      | ---   | ---  | ---  | --- | ---  |
| F 32 | Daniel Nauseef   | dnauseef       | 6-7    | 210 | Sr.  | Dayton, Ohio       | 3/0   | 0.0  | 0.0  | 0.3 | 1.4  |
| F 35 | Jackson Roberts  | jacksonrob06   | 6-11   | 247 | Fr.  | Tampa, Fla.        | 2/0   | 0.0  | 0.5  | 0.0 | 1.3  |





# ROSTER

| No | Name             | Pos | Hgt    | Wgt | Year | Hometown           | Previous School                                    | Pronunciation |
|----|------------------|-----|--------|-----|------|--------------------|--|---------------|
| 0  | Viktor Lakhin    | C   | 6-11   | 245 | RSr. | Anapa, Russia      | CSKA-2/Cincinnati                                  | LOCK-in       |
| 1  | Chase Hunter     | G   | 6-4.5  | 202 | Gr.  | Atlanta, Ga.       | Westlake HS  |               |
| 2  | Dillon Hunter    | G   | 6-3.5  | 192 | Jr.  | Atlanta, Ga.       | Westlake HS  |               |
| 3  | Jake Heidbreder  | G   | 6-5.5  | 186 | RJr. | Floyds Knobs, Ind. | Floyd Knobs HS/Air Force                           | HIDE-breeder  |
| 4  | Ian Schieffelin  | F   | 6-8    | 240 | Sr.  | Atlanta, Ga.       | Grayson HS   | CHEF-lynn     |
| 5  | Asa Thomas       | F   | 6-7    | 200 | Fr.  | Lake Forest, Ill.  | Lake Forest HS                                     | ACE-uh        |
| 6  | Myles Foster     | F   | 6-7    | 245 | Gr.  | Brooklyn, N.Y.     | Brooks School (Mass.)/Monmouth/Illinois State      |               |
| 7  | Chauncey Wiggins | F   | 6-10.5 | 216 | So.  | Grayson, Ga.       | Grayson HS   |               |
| 8  | Dallas Thomas    | F   | 6-9    | 180 | Fr.  | Little Rock, Ark.  | Parkview Magnet                                    |               |
| 10 | Del Jones        | G   | 6-2.5  | 187 | Fr.  | Landover, Md.      | AZ Compass Prep                                    |               |
| 11 | Jaeden Zackery   | G   | 6-1    | 218 | Gr.  | Salem, Wis.        | Westosha Central HS/Chipola College/Boston College | JAY-den       |
| 13 | Andrew Latiff    | G   | 6-5    | 195 | Sr.  | Clemson, S.C.      | Daniel HS  | LUH-tiff      |
| 14 | Christian Reeves | C   | 7-2    | 253 | RSo. | Charlotte, N.C.    | Oak Hill Academy/Duke                              |               |
| 20 | Matt Kelly       | G   | 6-2    | 175 | Sr.  | Charleston, S.C.   | Porter-Gaud HS                                     |               |
| 21 | Ace Buckner      | G   | 6-2    | 170 | Fr.  | Dallas, Texas      | La Lumiere (Ind.)                                  |               |
| 32 | Daniel Nauseef   | F   | 6-7    | 220 | Sr.  | Dayton, Ohio       | Chaminade Julianne Catholic                        | NAW-seef      |
| 35 | Jackson Roberts  | F/C | 6-11   | 247 | Fr.  | Tampa, Fla.        | IMG Academy  |               |

**Head Coach:** Brad Brownell

**Associate Head Coach:** Billy Donlon

**Assistant Coaches:** Sean Dixon and Dick Bender

**Director of Basketball Operations:** Andy Assaley

**Director of Strength & Conditioning:** Preston Greene

**Director of Recruiting:** Lucas McKay

**Special Assistant to the Head Coach:** Jeff Reynolds

**Director of Player Development:** Terrell McIntyre


**Sports Medicine:** Brad Crowe

**Video Coordinator:** AJ Morris

**Nutritionist:** Michelle Sweeney

**Graduate Managers:** Joel Dance and Kameron Langley

**Undergraduate Managers:** Tyler Pepicelli (Head Manager), Luke Ciprich, Rob Liollo, Jameson Browne, Carter Berry, Sebastian Miller, Cam White, Farrakhan Jones-James, LaMarr Randolph, Alijah Jones, Will Buchert, Grant Smethwick, James Liollo, Ben Calvert, Cam Shelnut, Jack Johnson, Josh Davis




**#0 VIKTOR LAKHIN**  
C • 6-11 • 245 • RSr.  
Anapa, Russia



**#1 CHASE HUNTER**  
G • 6-4.5 • 202 • Gr.  
Atlanta, Ga.



**#2 DILLON HUNTER**  
G • 6-3.5 • 192 • Jr.  
Atlanta, Ga.



**#3 JAKE HEIDBREDER**  
G • 6-5.5 • 186 • RJr.  
Floyds Knobs, Ind.



**#4 IAN SCHIEFFELIN**  
F • 6-8 • 240 • Sr.  
Atlanta, Ga.



**#5 ASA THOMAS**  
F • 6-7 • 200 • RFr.  
Lake Forest, Ill.



**#6 MYLES FOSTER**  
F • 6-7 • 245 • Gr.  
Brooklyn, N.Y.



**#7 CHAUNCEY WIGGINS**  
F • 6-10.5 • 216 • Jr.  
Grayson, Ga.



**#8 DALLAS THOMAS**  
F • 6-9 • 180 • Fr.  
Little Rock, Ark.



**#10 DEL JONES**  
G • 6-2.5 • 187 • Fr.  
Landover, Md.



**#11 JAEDEN ZACKERY**  
G • 6-1 • 218 • Gr.  
Salem, Wis.



**#13 ANDREW LATIFF**  
G • 6-5 • 195 • Sr.  
Clemson, S.C.



**#14 CHRISTIAN REEVES**  
C • 7-2 • 253 • RSo.  
Charlotte, N.C.



**#20 MATT KELLY**  
G • 6-2 • 175 • Sr.  
Charleston, S.C.



**#21 ACE BUCKNER**  
G • 6-3 • 170 • Fr.  
Dallas, Texas



**#32 DANIEL NAUSEEF**  
F • 6-7 • 220 • Sr.  
Dayton, Ohio



**#35 JACKSON ROBERTS**  
F/C • 6-11 • 247 • Fr.  
Tampa, Fla.



**BRAD BROWNELL**  
Head Coach  
15th Season



**BILLY DONLON**  
Associate Head Coach  
3rd Season




**SEAN DIXON**  
Assistant Coach  
3rd Season



**DICK BENDER**  
Assistant Coach  
13th Season\*



**ANDY ASSALEY**  
Operations  
3rd Season



**PRESTON GREENE**  
Strength and Conditioning  
4th Season\*



**TERRELL MCINTYRE**  
Player Development  
8th Season



**JEFF REYNOLDS**  
Special Asst. to HC  
4th Season



**LUCAS MCKAY**  
Recruiting  
12th Season\*



**BRAD CROWE**  
Sports Medicine  
9th Season



**AJ MORRIS**  
Video Coordinator  
1st Season



**MICHELLE SWEENEY**  
Nutrition  
4th Season



**WELLS HOAG**  
Asst. Sport Performance  
1st Season



**JOEL DANCE**  
Graduate Manager  
2nd Season



**KAMERON LANGLEY**  
Graduate Manager  
1st Season

\* – denotes multiple stints served on full-time staff for Clemson Basketball

# HEAD COACH BRAD BROWNELL



(Clicking on Coach Brownell's headshot will take you to his online bio)

## CAREER RECORDS

Overall Record: 441-276  
Conference Games (regular season career): 230-167  
Non-Conference Games (at Clemson): 135-50  
ACC Tournament: 7-13  
NCAA Tournament (career): 6-7  
Overtime Games (at Clemson): 14-8  
NIT (career): 4-4

## CAREER RECORDS (ACC PLAY)

Overall Record (Regular Season): 129-127  
Overall Record (inc. postseason): 136-138  
ACC Tournament: 7-13

## ALL-TIME WINNINGEST COACHES

|    |                                     |                |
|----|-------------------------------------|----------------|
| 1. | <b>Brad Brownell (2010-present)</b> | <b>274-191</b> |
| 2. | Cliff Ellis (1985-94)               | 177-128        |
| 3. | Bill Foster (1975-84)               | 156-106        |
| 4. | Oliver Purnell (2003-10)            | 138-88         |
| 5. | Joe Davis (1932-40)                 | 101-86         |

## CAREER COACHING RECORDS

**Season Victories:** 25  
Cliff Ellis, 1986-87  
Oliver Purnell, 2006-07  
Brad Brownell, 2017-18

**Home Victories**  
180, Brad Brownell (180-58), 2010-24

**Road Victories**  
52, Brad Brownell, 2010-24

**ACC Season Victories**  
14, Brad Brownell, 2022-23

**ACC Home Victories**  
9, Brad Brownell, 2022-23

**ACC Regular Season Career Victories**  
129, Brad Brownell (129-127), 2010-24

**Overall Wins vs. ACC Teams**  
136, Brad Brownell (136-139), 2010-24

**Overall Winning Percentage**  
vs. ACC Teams: .495, Brad Brownell (136-139), 2010-24

**Overall ACC Home Winning Percentage**  
.680, Brad Brownell (87-41), 2010-24

## ABOUT BRAD BROWNELL

**Born** November 15, 1968  
**Hometown** Evansville, Indiana  
**High School** Harrison High School  
**Degree** DePauw University (1991); history  
**Master's** University of Indianapolis (1994); history

### FAMILY

**Wife** Paula  
**Daughter** Abby  
**Daughter** Kate

### COACHING EXPERIENCE

| Years      | School, Position                |
|------------|---------------------------------|
| 1991-92    | Evansville, graduate assistant  |
| 1992-94    | Indianapolis; assistant coach   |
| 1994-2002  | UNC Wilmington, assistant coach |
| 2002-06    | UNC Wilmington, head coach      |
| 2006-10    | Wright State, head coach        |
| 2010-pres. | Clemson, head coach             |

### PLAYING EXPERIENCE

| Years          |  |
|----------------|--|
| 1988-91        | DePauw University<br>(Ranks seventh in school history in career assists - 332; 15th in steals - 102; 17th in free throw percentage - .782) |
| 1989-90 Season | .899 free throw percentage; 132 assists, 47 steals (all top 10 single season; 2nd in FT, 10th in AST, 9th in STL)                          |

### COACHING HONORS

|      |   |
|------|---|
| 2003 | Colonial Athletic Association Coach of the Year         |
| 2006 | Colonial Athletic Association Coach of the Year         |
| 2008 | Horizon League Coach of the Year                        |
| 2018 | Sports Illustrated College Basketball Coach of the Year |

### COACHING TREE

**Zavier Anderson** (Assistant coach at Florida International)  
**Nick Bowman** (Assistant coach at UTSA)  
**Matt Bucklin** (Assistant coach at Vanderbilt)  
**Tee Butters** (Associate head coach at Arkansas State)  
**Kylen Butler** (Assistant coach at Eastern Illinois)  
**Mark Byington** (Head coach at Vanderbilt)  
**Austin Claunich** (Head coach at UTSA)  
**Aaron Coombs** (Head coach at Georgia Southwestern State)  
**Antonio Reynolds Dean** (Associate head coach at Georgia)  
**Billy Donlon** (Associate head coach at Clemson)  
**Jimmy Garrity** (Head women's coach at Wofford)  
**Earl Grant** (Head coach at Boston College)  
**Marty McGillan** (Assistant coach at Longwood)  
**Riley McGillan** (Assistant coach at Belmont Abbey)  
**Lucas McKay** (Director of recruiting at Clemson)  
**AJ Morris** (Video coordinator at Clemson)  
**Rick Ray** (Assistant coach at Vanderbilt)  
**Richie Riley** (Head coach at South Alabama)  
**Tanner Smith** (Assistant coach at Appalachian State)

### NBA DRAFT PICKS UNDER BROWNELL

|      |  |
|------|--|
| 2014 | KJ McDaniels, 32nd to Philadelphia     |
| 2017 | Jaron Blossomgame, 59th to San Antonio |
| 2023 | Hunter Tyson, 37th to Denver           |

## BROWNELL'S YEAR-BY-YEAR HEAD COACHING RECORD

| YEAR    | SCHOOL         | OVERALL | .PCT | CONF. | POSTSEASON                    |
|---------|----------------|---------|------|-------|-------------------------------|
| 2002-03 | UNC Wilmington | 24-7    | .744 | 15-3  | NCAA, 1st round               |
| 2003-04 | UNC Wilmington | 15-15   | .500 | 9-9   |                               |
| 2004-05 | UNC Wilmington | 19-10   | .655 | 13-5  |                               |
| 2005-06 | UNC Wilmington | 25-8    | .758 | 15-3  | NCAA, 1st round               |
| 2006-07 | Wright State   | 23-10   | .697 | 13-3  | NCAA, 1st round               |
| 2007-08 | Wright State   | 21-10   | .677 | 12-6  |                               |
| 2008-09 | Wright State   | 20-13   | .606 | 12-6  |                               |
| 2009-10 | Wright State   | 20-12   | .625 | 12-6  |                               |
| 2010-11 | Clemson        | 22-12   | .647 | 9-7   | NCAA, 2nd round               |
| 2011-12 | Clemson        | 16-15   | .516 | 8-8   |                               |
| 2012-13 | Clemson        | 13-18   | .419 | 5-13  |                               |
| 2013-14 | Clemson        | 23-13   | .639 | 10-8  | NIT, Semifinals               |
| 2014-15 | Clemson        | 16-15   | .516 | 8-10  |                               |
| 2015-16 | Clemson        | 17-14   | .548 | 10-8  |                               |
| 2016-17 | Clemson        | 17-16   | .515 | 6-12  | NIT, 1st Round                |
| 2017-18 | Clemson        | 25-10   | .714 | 11-7  | NCAA, Sweet 16                |
| 2018-19 | Clemson        | 20-14   | .588 | 9-9   | NIT, 2nd Round                |
| 2019-20 | Clemson        | 16-15   | .516 | 9-11  | No Postseason Due to COVID-19 |
| 2020-21 | Clemson        | 16-8    | .667 | 10-6  | NCAA, 1st Round               |
| 2021-22 | Clemson        | 17-16   | .515 | 8-12  |                               |
| 2022-23 | Clemson        | 23-11   | .676 | 14-6  | NIT, 1st Round                |
| 2023-24 | Clemson        | 24-12   | .667 | 11-9  | NCAA, Elite Eight             |
| 2024-25 | Clemson        | 9-2     | .818 | 1-0   |                               |

### HEAD COACHING SUMMARY

|                   |                |             |                |
|-------------------|----------------|-------------|----------------|
| at UNC Wilmington | 83-40          | .675        | 52-20          |
| at Wright State   | 84-45          | .651        | 49-21          |
| at Clemson        | 274-191        | .589        | 129-127        |
| <b>TOTALS</b>     | <b>441-276</b> | <b>.615</b> | <b>230-168</b> |

NOTE: Conference record is regular season only.





# NOTES

## CLEMSONGRIT

**Program Definition:** Passion and perseverance toward a long-term goal.

**Culture of Commitment:** Integrity, Work Ethic, Sacrifice

» Officially instituted in 2016-17, the program embodies a workman-like culture and blue collar work ethic.

*"Grit, passion and perseverance toward a long-term goal and that can be applied to many things. It's not just about a season. It might be a college career. It might be a professional career. It might be graduating from college. It can pertain to just about anything. You need to have tremendous passion for something in your life if you want to be successful."* - Head Coach Brad Brownell

### SERIES HISTORY VS. SOUTH CAROLINA

- South Carolina holds a 92-81 lead in the series, but the Tigers have held a 39-20 upper hand since the Gamecocks left the Atlantic Coast Conference following the 1971-72 season.
- Since the Gamecocks' departure from the ACC, Clemson has had three separate winning streaks of at least six games in the series, most recently from 2004-10.
- In their last 18 games against members of the Southeastern Conference the Tigers are 14-4, including 5-2 against South Carolina.
- Head coach Brad Brownell is 7-6 during his Clemson tenure against South Carolina.
- This will mark the 19th matchup in the long series history that at least one team is ranked heading into the game. Only once have both teams been ranked, Dec. 17, 1997, a 62-57 Clemson victory.

### CLEMSON VS. SOUTH CAROLINA

(10-8)

(Games either CU/SCar have been ranked)

| Date     | H/A/N | Location               | AP (CU/SCar) | W/L | Score |
|----------|-------|------------------------|--------------|-----|-------|
| 12-6-23  | H     | Clemson, S.C.          | (24/NR)      | W   | 72-67 |
| 12-21-16 | A     | Columbia, S.C.         | (NR/20)      | W   | 62-60 |
| 12-18-15 | H     | Greenville, S.C.       | (NR/25)      | L   | 59-65 |
| 12-6-09  | H     | Clemson, S.C.          | (18/NR)      | W   | 72-61 |
| 12-30-08 | A     | Columbia, S.C.         | (16/NR)      | W   | 98-87 |
| 12-1-07  | H     | Clemson, S.C.          | (18/NR)      | W   | 85-74 |
| 12-17-97 | H     | Clemson, S.C.          | (25/6)       | W   | 62-57 |
| 12-17-96 | A     | Columbia, S.C.         | (8/NR)       | W   | 58-39 |
| 2-3-90   | H     | Clemson, S.C.          | (17/NR)      | W   | 83-65 |
| 12-14-86 | A     | Columbia, S.C.         | (12/NR)      | W   | 71-65 |
| 12-5-79  | A     | Columbia, S.C.         | (16/NR)      | W   | 61-60 |
| 3-4-72   | A     | Columbia, S.C.         | (NR/8)       | L   | 64-77 |
| 2-5-72   | H     | Clemson, S.C.          | (NR/8)       | L   | 58-62 |
| 2-6-71   | H     | Clemson, S.C.          | (NR/7)       | L   | 44-47 |
| 1-2-71   | A     | Columbia, S.C.         | (NR/2)       | L   | 53-81 |
| 3-5-70   | N     | Charlotte, N.C. (ACCT) | (NR/3)       | L   | 33-34 |
| 2-7-70   | A     | Columbia, S.C.         | (NR/2)       | L   | 52-99 |
| 1-26-70  | H     | Clemson, S.C.          | (NR/3)       | L   | 76-97 |

### CLEMSON RANKS FIFTH IN ACC IN WINS OVER LAST 7 SEASONS

- Head Coach Brad Brownell has led the Tigers to the fourth-most overall wins amongst ACC teams since 2017-18.
- The Tigers have won 72 games in the league, which ranks fifth in that same time frame.

### MOST WINS SINCE 2017-18

(as of 12/15/24; ordered by ACC wins)

| Rk  | Team           | 2024-25 | ACC | Overall | ACC    |
|-----|----------------|---------|-----|---------|--------|
| 1.  | Virginia       | 6-4     | 0-1 | 181-57  | 101-33 |
| 2.  | Duke           | 8-2     | 1-0 | 193-58  | 97-38  |
| 3.  | North Carolina | 6-4     | 1-0 | 171-83  | 87-46  |
| 4.  | Florida State  | 8-3     | 0-1 | 147-88  | 76-56  |
| 5.  | CLEMSON        | 9-2     | 1-0 | 150-88  | 73-60  |
| 6.  | Virginia Tech  | 4-6     | 0-1 | 144-93  | 67-63  |
| 7.  | Syracuse       | 5-5     | 0-1 | 137-100 | 67-66  |
| 8.  | NC State       | 7-4     | 1-0 | 146-97  | 65-69  |
| 9.  | Miami          | 4-7     | 0-1 | 135-105 | 62-74  |
| 10. | Louisville     | 6-5     | 0-1 | 110-118 | 53-77  |
| 11. | Notre Dame     | 6-5     | 1-0 | 120-118 | 54-81  |
| 12. | Georgia Tech   | 4-5     | 0-1 | 106-121 | 51-82  |
| 13. | Wake Forest    | 8-3     | 1-0 | 114-115 | 52-83  |
| 14. | Pittsburgh     | 9-2     | 1-0 | 114-119 | 48-86  |
| 15. | Boston College | 7-4     | 0-1 | 105-125 | 44-86  |
| 16. | SMU            | 9-2     | 1-0 | 125-96  | 1-0    |
| 17. | Stanford       | 8-2     | 1-0 | 120-112 | 1-0    |
| 18. | California     | 7-4     | 0-1 | 74-157  | 0-1    |

### CLEMSON VERSUS THE SOUTHEASTERN CONFERENCE

- Since 2016-17 the Clemson Tigers are 14-4 against members of the SEC.
- The Tigers play many games against the SEC, including an annual game against the South Carolina Gamecocks.
- Four of the game have occurred with Clemson unranked and its opponent ranked in the AP Poll.

### CLEMSON VS. SOUTHEASTERN CONFERENCE

(Games since 2016-17)

(14-4)

| Date     | Opponent          | H/A/N | AP (CU/Opp) | Score    |
|----------|-------------------|-------|-------------|----------|
| 12-3-24  | Kentucky          | H     | NR/4        | W, 70-66 |
| 3-30-24  | Alabama           | N1    | NR/19       | L, 82-87 |
| 12-6-23  | South Carolina    | H     | 24/NR       | W, 72-67 |
| 11-28-23 | Alabama           | A     | NR/23       | W, 85-77 |
| 11-11-23 | South Carolina    | A     |             | L, 58-60 |
| 12-18-21 | South Carolina    | H     |             | W, 70-56 |
| 12-12-20 | Alabama           | N2    |             | W, 64-56 |
| 11-25-20 | Mississippi State | N3    |             | W, 53-42 |
| 12-8-19  | South Carolina    | H     |             | L, 54-67 |
| 12-22-18 | South Carolina    | A     |             | W, 78-68 |
| 12-8-18  | Mississippi State | N4    |             | L, 71-82 |
| 11-20-18 | Georgia           | N5    |             | W, 64-49 |
| 3-18-18  | Auburn            | N6    |             | W, 84-53 |
| 12-19-17 | South Carolina    | H     |             | W, 64-48 |
| 12-16-17 | Florida           | N7    | NR/22       | W, 71-69 |
| 12-21-16 | South Carolina    | A     | NR/20       | W, 62-60 |
| 12-18-16 | Alabama           | A     |             | W, 67-54 |
| 11-11-16 | Georgia           | H     |             | W, 74-64 |

(N1 - NCAA Tournament, Los Angeles, Calif.; N2 - Holiday Hoopsgiving, Atlanta, Ga.; N3 - Space Coast Challenge, Melbourne, Fla.; N4 - Never Forget Tribute Classic, Newark, N.J.; N5 - Cayman Islands Classic, Cayman Islands; N6 - NCAA Tournament, San Diego, Calif.; N7 - Orange Bowl Classic, Sunrise, Fla.)

### CLEMSON'S 9-1 STARTS IN PROGRAM HISTORY

- This season marks Clemson's 20th 9-1 or better start in school history.
- It's the third time under Head Coach Brad Brownell that Clemson has started 9-1 in a season, including last year's campaign that ended in an Elite Eight appearance.
- Only twice has Clemson started a season 9-1 and collected a victory against an AP Top 5 opponent. This season against No. 4 Kentucky and in 1996-97 against No. 3 Kentucky.
- Seven seasons have resulted in an NCAA Tournament appearance, including two Sweet 16 appearances and both of Clemson's Elite Eight appearances.

### CLEMSON'S 9-1 STARTS IN PROGRAM HISTORY

| Year    | Final Record            |
|---------|-------------------------|
| 2024-25 | ---                     |
| 2023-24 | 24-12, NCAA Elite Eight |
| 2017-18 | 25-10, NCAA Sweet 16    |
| 2008-09 | 23-9, NCAA First Round  |
| 2007-08 | 24-10, NCAA First Round |
| 2006-07 | 25-11, NIT Second Round |
| 2005-06 | 19-13, NIT Second Round |
| 2002-03 | 15-13, No Postseason    |
| 1998-99 | 20-15, NIT Finalist     |
| 1996-97 | 23-10, NCAA Sweet 16    |
| 1994-95 | 15-13, NIT First Round  |
| 1992-93 | 17-13, NIT Second Round |
| 1986-87 | 25-6, NCAA First Round  |
| 1985-86 | 19-15, NIT Third Round  |
| 1980-81 | 20-11, NIT First Round  |
| 1979-80 | 23-9, NCAA Elite Eight  |
| 1978-79 | 19-10, NIT Second Round |
| 1977-78 | 15-12, No Postseason    |
| 1934-35 | 15-3, No Postseason     |

### CLEMSON'S WIN OVER KENTUCKY IN ACC/SEC CHALLENGE

- Clemson clinched its second victory in the ACC/SEC Challenge with a 70-66 win over No. 4/6 Kentucky on Dec. 3.
- The Tigers won at No. 23 Alabama last season 85-77 in the inaugural game of the event.
- Clemson's win over Kentucky this season was the program's fourth non-conference win against an AP Top 10 team.
- It was the highest ranked non-conference opponent that Clemson has beaten on its home floor in program history.

### CLEMSON TOP 10 AP POLL NON-CONFERENCE VICTORIES

| Date     | Opponent       | H/A/N | AP (CU/Opp) | Score  |
|----------|----------------|-------|-------------|--------|
| 12-3-24  | Kentucky       | H     | NR/4        | 70-66  |
| 3-28-24  | vs. Arizona    | N     | NR/9        | 77-72  |
| 12-17-97 | South Carolina | H     | NR/6        | 62-57  |
| 11-15-96 | vs. Kentucky   | N     | 20/3        | ^79-71 |

## QUICK FACTS - CLEMSON

|  |   |
|--|---|
| Nickname                                   | Tigers  |
| Location                                   | Clemson, S.C. 29633                                   |
| Colors                                     | Tiger Orange and Regalia                              |
| Founded                                    | 1889  |
| Enrollment                                 | 27,341  |
| President                                  | Dr. James P. Clements (Maryland-Baltimore County '86) |
| Director of Athletics                      | Graham Neff (Georgia Tech '06)                        |
| Conference                                 | Atlantic Coast Conference                             |
| Facility (Capacity)                        | Littlejohn Coliseum (9,000)                           |
| Year Opened                                | 1968 (Renovated 2015-16)                              |
| Record at Facility                         | 609-215   |
| Record Crowd                               | 13,863 (Jan. 9, 1980 vs. Duke)                        |
| Head Coach                                 | Brad Brownell (DePauw '91)                            |
| Years as full-time college coach (inc. GA) | 34  |
| Winning seasons (HC & Asst. & GA)          | 28  |
| Record as a head coach                     | 441-276   |
| Record at Clemson                          | 274-191   |
| First Year of Basketball                   | 1911-12   |
| Seasons of Basketball                      | 113   |
| Overall Record                             | 1434-1371-1   |

^ - denotes overtime period

### CLEMSON'S FOUR-STRAIGHT WINS VS. AP TOP 5 OPPONENTS WHILE UNRANKED

- Clemson has won its last four games against AP Top 5 teams, all while unranked.
- Since the poll expanded to 25 teams in 1989-90, nobody else has won four straight vs. AP Top 5 foes all while unranked.
- Taking it a step further, dating back to 1996-97, the longest streak of wins (unranked or not) vs. AP Top 5 teams is eight – Kansas (3-29-03 to 3-3-10).
- The Tigers' streak of four in a row is tied for ninth-longest in college basketball since 1996-97.

### CLEMSON'S LAST FOUR GAMES VS. AP TOP 5 TEAMS

(Games played while unranked)

| Date    | Opponent       | H/A/N | AP (CU/Opp) | Score |
|---------|----------------|-------|-------------|-------|
| 12-3-24 | Kentucky       | H     | NR/4        | 70-66 |
| 2-6-24  | North Carolina | A     | NR/3        | 80-76 |
| 2-15-20 | Louisville     | H     | NR/5        | 77-62 |
| 1-14-20 | Duke           | H     | NR/3        | 79-72 |

### CLEMSON IS NO. 19 IN THIS WEEK'S NET RANKINGS

- Clemson is ranked No. 19 in the nation in the latest NET rankings.
- Clemson is 2-1 in Quad 1 games and stands as one of only two ACC teams with at least a pair of Quad 1 wins (Duke, 3). The other 16 teams in the ACC have combined for five Quad 1 wins so far.
- The Tigers are currently 9-2 this year, including wins over San Francisco and Penn State on a neutral court and a home win over No. 4/6 Kentucky.
- Three ACC teams are ranked in the top 20 (Duke 3, Pitt 12, Clemson 19).

### CLEMSON BASKETBALL SPORT SCIENCE: DISTANCES TRAVELED ON COURT

- Clemson Director of Basketball Strength and Conditioning Preston Greene utilizes Kinexon Sports for tracking data of Clemson Basketball players in practices and games.
- One such metric available and tracked by Greene is total distance covered. Below is a list of the top three this season.

### CLEMSON BASKETBALL DISTANCE TRAVELED ON COURT (MILEAGE)

(Data provided by Kinexon Sports)

| Rk | Player         | Date     | Game        | W/L | Miles Run |
|----|----------------|----------|-------------|-----|-----------|
| 1. | Chase Hunter   | 11-26-24 | Penn State  | W   | 5.724     |
| 2. | Chase Hunter   | 11-17-24 | Boise State | L   | 5.363     |
| 3. | Jaeden Zackery | 11-26-24 | Penn State  | W   | 5.064     |

- Since the start of the season, Chase has run 112 miles (games/practices). 27% higher than the team average.

### REGULAR SEASON TOURNAMENTS UNDER BROWNELL

- Since the 2010-11 season, Clemson is 23-16 in regular season tournaments, including wins over
- The Tigers defeated UAB and Davidson in the 2023 Asheville Championship to clinch the title.
- Clemson defeated Mississippi State and Purdue in the 2020 Space Coast Challenge to clinch the tournament championship.

### CLEMSON REGULAR SEASON TOURNAMENT CHAMPIONSHIPS

- The Tigers have won 30 regular season championships in history.

# NOTES

- The 2024 Sunshine Slam marks the third won by Head Coach Brad Brownell at Clemson and the second consecutive after winning the 2023 Asheville Championship.

## CLEMSON REGULAR SEASON TOURNAMENT CHAMPIONSHIPS

| Year    | Tournament          | Site                | Victories                      |
|---------|---------------------|---------------------|--------------------------------|
| 2024-25 | Sunshine Slam       | Daytona Beach, Fla. | San Fran, Penn State           |
| 2023-24 | Asheville Champ.    | Asheville, N.C.     | UAB, Davidson                  |
| 2020-21 | Space Coast         | Melbourne, Fla.     | Miss. St., Purdue              |
| 2008-09 | Charleston Classic  | Charleston, S.C.    | Hofstra, TCU, Temple           |
| 2006-07 | Cox Comm. Classic   | Norfolk, Va.        | A-State, Monmouth              |
| 2005-06 | San Juan Shootout   | San Juan, P.R.      | PR-Mayaguez, Holy Cross, Akron |
| 1990-91 | FIU Invite          | Miami, Fla.         | Coppin St., Fla. Atlantic      |
| 1986-87 | Hawaii Pacific Inv. | Honolulu, Hawaii    | Fordham, Hawaii, Pacific       |
| 1986-87 | TCBY Invite         | Little Rock, Ark.   | Delaware St., UALR             |
| 1986-87 | IPTAY Invite        | Clemson, S.C.       | Georgia St., Boston U.         |
| 1985-86 | IPTAY Invite        | Clemson, S.C.       | ETSU, South Fla.               |
| 1984-85 | Music City Invite   | Nashville, Tenn.    | UMass, Vandy                   |
| 1984-85 | IPTAY Invite        | Clemson, S.C.       | Campbell, South Fla.           |
| 1983-84 | IPTAY Invite        | Clemson, S.C.       | Marquette, Furman              |
| 1981-82 | IPTAY Invite        | Clemson, S.C.       | Bowling Green, Stetson         |
| 1980-81 | Rainbow Classic     | Honolulu, Hawaii    | La. Tech, Indiana, Hawaii      |
| 1980-81 | IPTAY Invite        | Clemson, S.C.       | Cornell, Fairfield             |
| 1979-80 | IPTAY Invite        | Clemson, S.C.       | Siena, MTSU                    |
| 1978-79 | Sun Bowl            | El Paso, Texas      | UTEP, Texas Tech               |
| 1978-79 | IPTAY Invite        | Clemson, S.C.       | Brown, Kent State              |
| 1977-78 | Charleston Invite   | Charleston, S.C.    | Catholic, Canisius             |
| 1977-78 | IPTAY Invite        | Clemson, S.C.       | TCU, Rhode Island              |
| 1976-77 | IPTAY Invite        | Clemson, S.C.       | Yale, Florida State            |
| 1975-76 | Charlotte Invite    | Charlotte, N.C.     | BC, Davidson                   |
| 1973-74 | Poinsettia Classic  | Greenville, S.C.    | Delaware, Furman               |
| 1973-74 | IPTAY Invitational  | Clemson, S.C.       | Auburn, St. John's             |
| 1971-72 | Poinsettia Classic  | Greenville, S.C.    | Holy Cross, Auburn             |
| 1966-67 | Poinsettia Classic  | Greenville, S.C.    | LSU, Furman                    |
| 1965-66 | Poinsettia Classic  | Greenville, S.C.    | Ole Miss, Manhattan            |
| 1955-56 | Gator Bowl          | Jacksonville, Fla.  | LSU, South Carolina            |

## CLEMSON HAS OVERCOME HALFTIME DEFICIT 26 TIMES SINCE 2019-20

- Clemson overcame its first halftime deficit of the year and managed to come back and win the game over San Francisco (11/25).
- The Tigers trailed 29-24 at the break and were down as many as seven in the second half (33-26).
- Clemson went on a 25-4 run to surge ahead and win the game 70-55.
- It was the largest victory margin in a game Clemson had trailed at the half away from home since 12-21-07 vs. DePaul – trailed 41-40 at half and won 90-74.

## OVERCOMING HALFTIME DEFICITS (2019-20 to Present)

| Date     | Site | Half  | Opponent       | Half Margin | Final        |
|----------|------|-------|----------------|-------------|--------------|
| 11-25-24 | N    | 24-29 | San Francisco  | -5          | 70-55        |
| 2-27-24  | H    | 27-31 | Pittsburgh     | -4          | 69-62        |
| 12-6-23  | H    | 23-30 | South Carolina | -7          | 72-67        |
| 11-12-23 | N    | 23-28 | Davidson       | -5          | 68-65        |
| 11-10-23 | N    | 39-42 | UAB            | -3          | 77-76        |
| 1-28-23  | A    | 33-34 | Florida State  | -1          | 82-81        |
| 1-21-23  | H    | 26-33 | Virginia Tech  | -5          | 26-31        |
| 1-14-23  | H    | 30-34 | Duke           | -4          | 72-64        |
| 1-7-23   | A    | 38-40 | Pittsburgh     | -2          | 75-74        |
| 1-4-23   | A    | 29-32 | Virginia Tech  | -3          | 68-65        |
| 12-2-22  | H    | 26-33 | Wake Forest    | -7          | 77-57        |
| 11-29-22 | H    | 29-35 | Penn State     | -6          | 101-94 (20T) |
| 3-5-22   | H    | 30-33 | Virginia Tech  | -3          | 63-59        |
| 3-2-22   | H    | 27-33 | Georgia Tech   | -6          | 68-65        |
| 11-9-21  | H    | 24-32 | Presbyterian   | -8          | 64-53        |
| 2-12-21  | H    | 26-30 | Georgia Tech   | -4          | 74-72        |
| 1-27-21  | H    | 21-22 | Louisville     | -1          | 54-50        |
| 1-5-21   | H    | 32-39 | NC State       | -7          | 74-70 (OT)   |
| 1-2-21   | A    | 32-34 | Miami (Fla.)   | -2          | 66-65        |
| 12-29-20 | H    | 29-34 | Florida State  | -5          | 77-67        |
| 3-11-20  | N    | 21-23 | Miami (Fla.)   | -2          | 69-64        |
| 2-29-20  | H    | 32-39 | Florida State  | -7          | 70-69        |
| 1-28-20  | H    | 33-35 | Syracuse       | -2          | 71-70        |
| 1-21-20  | H    | 31-37 | Wake Forest    | -6          | 71-68        |
| 1-11-20  | A    | 29-39 | North Carolina | -10         | 79-76 (OT)   |
| 11-24-19 | N    | 23-25 | TCU            | -2          | 62-60 (OT)   |

## CHASE HUNTER: THE CLOSER

- Dating back to the beginning of the 2023-24 season, Chase Hunter has scored at the end of a half for Clemson in 13 different games.
- In those 13 games, Hunter has totaled 30 points in the last five seconds of either the first or second half.
- Clemson is 10-3 in those games.

## CHASE HUNTER IN THE CLUTCH – LAST 5 SECONDS OF A HALF (Dating back to the 2023-24 season)

| Date     | Opponent              | Half | Type | Pts    |
|----------|-----------------------|------|------|--------|
| 11-21-24 | H-Radford             | 1H   | 3FG  | 3      |
| 11-17-24 | A-Boise State         | 1H   | 2FG  | 2      |
| 11-4-24  | H-Charleston Southern | 1H   | 3FG  | 3      |
| 3-24-24  | N-Baylor              | 1H   | 3FG  | 3      |
| 3-9-24   | A-Wake Forest         | 2H   | 2FG  | 2      |
| 3-5-24   | H-Syracuse            | 1H   | 2FG  | 2      |
| 2-24-24  | H-Florida State       | 2H   | 2FT  | 1      |
|          |                       | 1H   | 3FG  | 3      |
| 2-10-24  | A-Syracuse            | 1H   | 2FG  | 2      |
| 1-30-24  | H-Louisville          | 1H   | 2FT  | 2      |
| 12-22-23 | H-Queens              | 1H   | 3FG  | 3      |
| 12-16-23 | A-Memphis             | 2H   | 2FT  | 1      |
| 11-24-23 | H-Alcorn State        | 1H   | 2FT  | 1      |
| 11-10-23 | N-UAB                 | 2H   | 2FT  | 2      |
| TOTAL    |                       |      |      | 30 PTS |

## HUNTER BROTHERS WITH CONSECUTIVE CAREER HIGHS

- Chase Hunter and Dillon Hunter completed their last two contests with each recording a career-best in points.
- Chase finished 12-21 at Boise State with a career-high 30 points, topping his previous best of 26.
- Dillon helped lead the Tigers to a 29-point victory over Radford with a career-high 15 points. He finished 5-8 from the floor. His previous best was nine points.

## CLEMSON POSTS 12 STEALS IN WIN OVER SAINT FRANCIS

- Clemson opened the season with nine steals against Charleston Southern and topped that with 12 swipes against Saint Francis on Nov. 8.
- The Tigers had nine steals just once last season and have done so in consecutive games to start 2024-25.
- Head Coach Brad Brownell teams are 13-2 since 2010 when they get 12 or more steals in a game.

## CLEMSON GAMES WITH 12+ STEALS

(Brad Brownell Era)

| Date     | Opponent         | Score         | Steals |
|----------|------------------|---------------|--------|
| 11-8-24  | H-Saint Francis  | W, 88-62      | 12     |
| 12-21-20 | H-Morehead State | W, 66-51      | 12     |
| 11-26-20 | N-Purdue         | W, 81-70      | 13     |
| 11-10-19 | H-Colgate        | W, 81-68      | 13     |
| 12-30-18 | H-Lipscomb       | W, 84-67      | 15     |
| 1-6-18   | H-Louisville     | W, 74-69 (OT) | 15     |
| 12-4-16  | H-Coppin State   | W, 85-43      | 12     |
| 1-29-13  | H-Georgia Tech   | W, 63-60      | 12     |
| 1-1-13   | H-The Citadel    | W, 92-51      | 16     |
| 3-1-12   | H-Virginia Tech  | W, 58-56      | 13     |
| 2-14-12  | H-Virginia       | W, 60-48      | 14     |
| 1-1-12   | H-ETSU           | W, 65-58      | 14     |
| 3-12-11  | N-North Carolina | L, 87-92 (OT) | 12     |
| 1-2-11   | H-The Citadel    | W, 69-54      | 13     |
| 3-2-11   | A-Duke           | L, 59-70      | 14     |

## CLEMSON OPENS SEASON WITH CONSECUTIVE 25+ POINT VICTORIES

- Clemson has started the season 2-0 and has won each game by 27 and 26 points, respectively.
- The last time the Tigers began a season with back-to-back 25+ point victories was in 2015-16. Clemson beat NC Central 74-40 and UTSA 78-45. Those games were played in Greenville at Bon Secours Arena during Littlejohn's latest renovation.
- This season's occurrence only marks the eighth time in the ACC era that Clemson has done it. They have done it 10 times overall, including the first season of Clemson Basketball in 1911-12.

## CLEMSON'S CONSECUTIVE 25+ POINT VICTORIES TO START A SEASON

(Bottom opponent represents season opener)

| Year    | Opponent             | Score  | Margin |
|---------|----------------------|--------|--------|
| 2024-25 | Saint Francis        | 88-62  | +26    |
|         | Charleston Southern  | 91-64  | +27    |
| 2015-16 | UTSA                 | 78-45  | +33    |
|         | NC Central           | 74-40  | +34    |
| 2009-10 | Liberty              | 79-39  | +40    |
|         | Presbyterian         | 84-41  | +43    |
| 2005-06 | Coppin State         | 102-71 | +31    |
|         | Bethune Cookman      | 84-55  | +29    |
| 1995-96 | Appalachian State    | 91-55  | +36    |
|         | UNC Asheville        | 83-41  | +42    |
| 1994-95 | Winthrop             | 98-71  | +27    |
|         | Charleston Southern  | 96-66  | +30    |
| 1985-86 | East Tennessee State | 92-67  | +25    |

## BRAD BROWNELL VS. 2024-25 OPPONENTS

| Opponent            | at Clemson | Overall |
|---------------------|------------|---------|
| Boise State         | 1-1        | 1-1     |
| Boston College      | 13-6       | 13-6    |
| California          | 1-0        | 1-0     |
| Charleston Southern | 3-0        | 3-0     |
| Duke                | 4-13       | 4-14    |
| Eastern Kentucky    | 1-0        | 1-0     |
| Florida A&M         | 3-0        | 3-0     |
| Florida State       | 13-17      | 13-17   |
| Georgia Tech        | 21-9       | 21-9    |
| Kentucky            | 1-0        | 1-0     |
| Louisville          | 6-6        | 6-6     |
| Memphis             | 0-2        | 0-2     |
| Miami (Fla.)        | 10-11      | 10-11   |
| North Carolina      | 4-14       | 4-16    |
| NC State            | 14-10      | 14-11   |
| Notre Dame          | 3-9        | 3-9     |
| Penn State          | 2-0        | 2-0     |
| Pittsburgh          | 12-3       | 12-2    |
| Radford             | 3-0        | 3-0     |
| Saint Francis       | 1-0        | 1-0     |
| San Francisco       | 1-0        | 1-0     |
| SMU                 | 0-1        | 0-1     |
| South Carolina      | 7-6        | 7-6     |
| Stanford            | 0-0        | 0-0     |
| Syracuse            | 8-6        | 8-6     |
| Virginia            | 3-17       | 3-17    |
| Virginia Tech       | 9-12       | 9-12    |
| Wake Forest         | 15-4       | 15-5    |

## CLEMSON VS. 2024-25 OPPONENTS

| Opponent            | Overall |
|---------------------|---------|
| Boise State         | 1-1     |
| Boston College      | 21-10   |
| California          | 1-1     |
| Charleston Southern | 21-0    |
| Duke                | 33-113  |
| Eastern Kentucky    | 1-0     |
| Florida A&M         | 4-0     |
| Florida State       | 39-46   |
| Georgia Tech        | 78-68   |
| Kentucky            | 5-12    |
| Louisville          | 6-9     |
| Memphis             | 0-2     |
| Miami (Fla.)        | 19-17   |
| North Carolina      | 24-136  |
| NC State            | 60-106  |
| Notre Dame          | 3-9     |
| Penn State          | 5-1     |
| Pittsburgh          | 12-3    |
| Radford             | 6-0     |
| Saint Francis       | 1-0     |
| San Francisco       | 1-0     |
| South Carolina      | 81-92   |
| SMU                 | 1-1     |
| Stanford            | 0-0     |
| Syracuse            | 10-6    |
| Virginia            | 54-82   |
| Virginia Tech       | 19-24   |
| Wake Forest         | 67-102  |

|         |                        |        |     |
|---------|------------------------|--------|-----|
|         | Maryland-Eastern Shore | 83-57  | +26 |
| 1978-79 | Furman                 | 106-74 | +32 |
|         | Catholic               | 108-67 | +41 |
| 1917-18 | Wofford                | 50-22  | +28 |
|         | Presbyterian           | 63-22  | +41 |
| 1911-12 | Butler Guards          | 78-6   | +72 |
|         | Furman                 | 46-12  | +34 |

## CLEMSON PLAYER DEBUTS OFF THE BENCH

- Myles Foster had a huge night in his Tiger debut off the bench against Charleston Southern on Nov. 4. Foster scored 17 points and finished 6-for-8 from the floor, adding four rebounds and two blocked shots.
- It was the most points scored off the bench in a Clemson debut since Marquise Reed on Nov. 11, 2016. Reed scored 19 points in 28 minutes in a 74-64 win over Georgia.

## CLEMSON PLAYER MOST POINTS OFF BENCH IN TEAM DEBUT

(Brad Brownell Era)

| Date     | Player           | Points                | Score    |
|----------|------------------|-----------------------|----------|
| 11-11-16 | Marquise Reed, G | 19 vs. Georgia        | W, 74-64 |
| 11-4-24  | Myles Foster, F  | 17 vs. Charleston So. | W, 91-64 |
| 11-12-12 | Jordan Roper, G  | 11 vs. Presbyterian   | W, 77-44 |



# NOTES

## LITTLEJOHN COLISEUM

**First Game:** Nov. 30, 1968 (Clemson 76, Georgia Tech 72)  
**Games:** 828  
**Overall Record:** 612-216 (.739)  
**Non-Conference:** 373-45 (.892) | **ACC:** 240-171 (.584)  
**Brownell Era:** 164-54 (.752) | **Non-Con:** 84-13 (.866) | **ACC:** 80-39 (.672)  
**Total Attendance (Avg.):** 6,678,466 (8,066)  
**Total Attendance (Avg. Minus COVID-19):** 6,656,863 (8,158)  
**Most Wins / Season:** 16 (2006-07; 2013-14)

### LITTLEJOHN COLISEUM HOME RECORD

| Year     | Overall   | Pct.  | Attn.   | Avg.   |
|----------|---|-------|---------|--------|
| 1968-69  | 4-7   | .364  | 55,150  | 5,014  |
| 1969-70  | 6-5   | .546  | 50,877  | 4,625  |
| 1970-71  | 8-4   | .667  | 63,488  | 5,291  |
| 1971-72  | 6-4   | .600  | 81,278  | 8,128  |
| 1972-73  | 9-2   | .818  | 85,750  | 7,795  |
| 1973-74  | 9-4   | .692  | 103,519 | 7,963  |
| 1974-75  | 11-1  | .917  | 113,515 | 9,460  |
| 1975-76  | 8-5   | .615  | 107,220 | 8,248  |
| 1976-77  | 13-2  | .867  | 134,841 | 8,883  |
| 1977-78  | 10-5  | .667  | 138,115 | 9,208  |
| 1978-79  | 13-3  | .813  | 144,535 | 9,033  |
| 1979-80  | 15-0  | 1.000 | 130,900 | 8,727  |
| 1980-81  | 12-4  | .750  | 145,792 | 9,112  |
| 1981-82  | 11-5  | .688  | 139,731 | 8,733  |
| 1982-83  | 9-7   | .563  | 131,063 | 8,191  |
| 1983-84  | 11-5  | .688  | 129,600 | 8,100  |
| 1984-85  | 12-4  | .750  | 130,136 | 8,134  |
| 1985-86  | 14-5  | .737  | 144,699 | 7,616  |
| 1986-87  | 15-2  | .882  | 142,274 | 7,328  |
| 1987-88  | 12-4  | .750  | 117,250 | 7,328  |
| 1988-89  | 13-1  | .929  | 114,123 | 8,151  |
| 1989-90  | 14-0  | 1.000 | 122,540 | 8,753  |
| 1990-91  | 9-7   | .563  | 121,314 | 7,582  |
| 1991-92  | 12-4  | .750  | 114,691 | 7,168  |
| 1992-93  | 11-5  | .688  | 113,803 | 7,113  |
| 1993-94  | 11-4  | .733  | 108,074 | 7,205  |
| 1994-95  | 11-5  | .688  | 116,754 | 7,297  |
| 1995-96  | 14-2  | .875  | 150,037 | 9,377  |
| 1996-97  | 12-3  | .800  | 147,019 | 9,801  |
| 1997-98  | 11-3  | .786  | 156,103 | 11,151 |
| 1998-99  | 12-3  | .800  | 141,728 | 9,449  |
| 1999-00  | 7-9   | .438  | 142,679 | 8,918  |
| 2000-01  | 9-7   | .563  | 137,909 | 8,619  |
| 2001-02  | 8-8   | .500  | 139,954 | 8,747  |
| 2002-03  | 5-4   | .555  | 80,600  | 8,956  |
| 2003-04  | 10-6  | .625  | 122,900 | 7,681  |
| 2004-05  | 10-5  | .667  | 111,886 | 7,459  |
| 2005-06  | 12-4  | .750  | 106,251 | 6,641  |
| 2006-07  | 16-4  | .800  | 147,122 | 7,356  |
| 2007-08  | 14-2  | .875  | 137,739 | 8,609  |
| 2008-09  | 13-3  | .813  | 135,619 | 8,476  |
| 2009-10  | 14-2  | .875  | 151,442 | 9,465  |
| 2010-11  | 15-2  | .882  | 140,920 | 8,289  |
| 2011-12  | 11-5  | .688  | 125,249 | 7,828  |
| 2012-13  | 8-7   | .533  | 118,305 | 7,887  |
| 2013-14  | 16-3  | .842  | 142,231 | 7,486  |
| 2014-15  | 11-6  | .611  | 129,800 | 7,635  |
| 2015-16  | Home games held in Greenville, S.C. due to renovation |       |         |        |
| 2016-17  | 11-6  | .611  | 123,442 | 7,262  |
| 2017-18  | 15-1  | .938  | 123,895 | 7,743  |
| 2018-19  | 14-5  | .737  | 133,290 | 7,015  |
| 2019-20  | 11-6  | .647  | 116,139 | 6,832  |
| 2020-21* | 11-1  | .912  | 21,613  | 1,801  |
| 2021-22  | 11-5  | .688  | 106,578 | 6,662  |
| 2022-23  | 15-2  | .882  | 110,795 | 6,518  |
| 2023-24  | 12-4  | .750  | 123,289 | 7,706  |
| 2024-25  | 6-1   | .857  | 55,606  | 7,944  |

\* - limited capacity due to COVID-19 regulations and protocols  
(1,876 max capacity).

| Largest Crowds |           |     |                              |
|----------------|-----------|-----|------------------------------|
| Attendance     | Date      | W/L | Results                      |
| 13,863         | 1-9-1980  | W   | Clemson 87, Duke 82 (OT)     |
| 13,136         | 2-28-1990 | W   | Clemson 97, Duke 93          |
| 12,632         | 1-29-1977 | W   | Clemson 93, UNC 73           |
| 12,611         | 1-7-1987  | W   | Clemson 73, NC State 69      |
| 12,267         | 1-19-1981 | L   | Virginia 74, Clemson 59      |
| 12,258         | 1-17-1981 | L   | Maryland 68, Clemson 62 (OT) |
| 12,013         | 2-24-1990 | W   | Clemson 69, UNC 61           |
| 11,909         | 1-11-1978 | L   | Duke 107, Clemson 85         |
| 11,800         | 1-22-1975 | W   | Clemson 83, Maryland 82      |
| 11,800         | 2-22-1975 | W   | Clemson 92, NC State 70      |
| 11,800         | 1-24-1976 | L   | Virginia 69, Clemson 62      |
| 11,742         | 1-23-1988 | W   | Clemson 69, S. Carolina 65   |

**Note:** The arena was named for J.C. Littlejohn, a long-time Clemson University employee, for many years the school's business manager.

|                |                           |                             |                 |
|----------------|---------------------------|-----------------------------|-----------------|
| 11-25-20       | PJ Hall, F                | 10 vs. Miss. State          | W, 53-42        |
| 11-13-15       | Gabe DeVoe, G             | 9 vs. NC Central            | W, 74-40        |
| <b>11-4-24</b> | <b>Jake Heidbreder, G</b> | <b>9 vs. Charleston So.</b> | <b>W, 91-64</b> |
| 11-25-20       | Nick Honor, G             | 8 vs. Miss. State           | W, 53-42        |
| 11-10-17       | Aamir Simms, F            | 6 vs. W. Carolina           | W, 85-57        |
| 11-6-23        | Jack Clark, F             | 6 vs. Winthrop              | W, 78-56        |

### CLEMSON STAYING OLD

- Head Coach Brad Brownell has used the transfer portal to blend his team full of high school and developed players in the program to add collegiate experience from the outside.
- Last year it was Joseph Girard III, Jack Clark, Bas Leyte and Jake Heidbreder (redshirt in 2023-24).
- After losing Girard, Clark and Leyte, in addition to PJ Hall, RJ Godfrey, Alex Hemenway and Josh Beadle, Brownell and staff went back into the portal.
- Clemson added ACC veteran guard Jaeden Zackery (Boston College), Big 12 veteran center Viktor Lakhin (Cincinnati), veteran forward Myles Foster (Illinois State) and a young center Christian Reeves (Duke).
- Per Stats Perform research, blended with the returners to the roster, Clemson has 437 career starts amongst its team's top six most experienced players – the ninth-most starts in the country.
- Of Division I teams that boast the most players with at least 50 or more starts in their careers, the Tigers tied for fourth nationally with six.

### DIVISION I, MOST PLAYERS ON ACTIVE ROSTER WITH 50+ CAREER STARTS

(at any Division I school prior to the 2024-25 season)

| Rank      | Team           | # of Starts |
|-----------|----------------|-------------|
| 1.        | Kansas         | 7           |
|           | Louisville     | 7           |
|           | Xavier         | 7           |
| <b>4.</b> | <b>CLEMSON</b> | <b>6</b>    |
|           | Alabama        | 6           |
|           | Oklahoma State | 6           |
|           | USC            | 6           |

### CLEMSON PLAYERS ON ACTIVE ROSTER WITH 50+ CAREER STARTS

(at Clemson unless otherwise noted prior to the season)

| Rank | Player                                 | # of Starts |
|------|--|-------------|
| 1.   | Jaeden Zackery (Boston College)        | 100         |
| 2.   | Chase Hunter                           | 90          |
| 3.   | Ian Schieffelin                        | 65          |
|      | Myles Foster (Illinois State/Monmouth) | 65          |
| 5.   | Jake Heidbreder (Air Force)            | 61          |
| 6.   | Viktor Lakhin (Cincinnati)             | 56          |

### DIVISION I, MOST COMBINED STARTS BY THE TOP 6 PLAYERS WITH THE MOST STARTS ON ACTIVE ROSTER

(prior to the 2024-25 season)

| Rank      | Team           | # of Starts |
|-----------|----------------|-------------|
| 1.        | Alabama        | 589         |
| 2.        | Louisville     | 522         |
| 3.        | Kansas         | 512         |
| 4.        | Kentucky       | 499         |
| 5.        | Xavier         | 481         |
| 6.        | Minnesota      | 446         |
| 7.        | Texas          | 446         |
| 8.        | Oklahoma State | 445         |
| <b>9.</b> | <b>CLEMSON</b> | <b>437</b>  |
| 10.       | Nebraska       | 434         |

### PRESEASON ALL-CONFERENCE TIGERS – TWO OF THE MOST EXPERIENCED IN THE ACC

- Only five players in the ACC for the 2024-25 season will finish their careers this season at the same school they started, and have also been a starter for three or more seasons.
- Chase Hunter and Ian Schieffelin were both named to the Preseason All-ACC Second Team by voting media at the league's annual media day in Charlotte.

### MOST EXPERIENCED ACC PLAYERS AT ONE SCHOOL

(ordered by number of starts)

| Player, School                  | Year at School | Games      | Starts     |
|---------------------------------|----------------|------------|------------|
| RJ Davis, North Carolina        | 5              | 147        | 127        |
| <b>Chase Hunter, Clemson</b>    | <b>6</b>       | <b>143</b> | <b>100</b> |
| <b>Ian Schieffelin, Clemson</b> | <b>4</b>       | <b>110</b> | <b>75</b>  |
| Cameron Hildreth, Wake Forest   | 4              | 111        | 74         |
| Maxime Raynaud, Stanford        | 4              | 104        | 69         |

### SEASON OPENING DOMINANCE

- Clemson has won 39-out-of-40 games (39-1) to open a season, which dates back to the 1985-86 season.
- Head coach Brad Brownell is 14-1 in season openers at

## TIGERS IN THE NBA

|                                     |                    |
|-------------------------------------|--------------------|
| <b>Randy Mahaffey, F</b>            |                    |
| Kentucky Colonels                   | 1968-69            |
| New York Nets                       | 1969-70            |
| Carolina Cougars                    | 1970-71            |
|                                     |                    |
| <b>Skip Wise, G</b>                 |                    |
| San Antonio Spurs                   | 1975-76            |
|                                     |                    |
| <b>Tree Rollins, C</b>              |                    |
| Atlanta Hawks                       | 1978-88            |
| Cleveland Cavaliers                 | 1989-90            |
| Detroit Pistons                     | 1990-91            |
| Houston Rockets                     | 1991-93            |
| Orlando Magic                       | 1993-95            |
|                                     |                    |
| <b>Larry Nance, F</b>               |                    |
| Phoenix Suns                        | 1982-88            |
| Cleveland Cavaliers                 | 1988-94            |
|                                     |                    |
| <b>Horace Grant, F</b>              |                    |
| Chicago Bulls                       | 1988-94            |
| Orlando Magic                       | 1994-99, 2001-03   |
| Seattle Supersonics                 | 1999-2000          |
| Los Angeles Lakers                  | 2000-01, 2003-04   |
|                                     |                    |
| <b>Devin Gray, F</b>                |                    |
| San Antonio Spurs, Sacramento Kings | 1996-97            |
| Houston Rockets                     | 1999-2000          |
|                                     |                    |
| <b>Elden Campbell, C</b>            |                    |
| Los Angeles Lakers                  | 1990-99            |
| Charlotte/New Orleans Hornets       | 1999-2002          |
| Seattle Supersonics                 | 2002-03            |
| Detroit Pistons                     | 2003-05            |
|                                     |                    |
| <b>Dale Davis, F</b>                |                    |
| Indiana Pacers                      | 1991-2000, 2004-05 |
| Portland Trailblazers               | 2000-04            |
| Golden State Warriors               | 2004-05            |
| Detroit Pistons                     | 2005-07            |
|                                     |                    |
| <b>Chris Whitney, G</b>             |                    |
| San Antonio Spurs                   | 1993-95            |
| Washington Wizards                  | 1995-2002, 2003-04 |
| Denver Nuggets                      | 2002-03            |
| Orlando Magic                       | 2002-03            |
|                                     |                    |
| <b>Sharonne Wright, C</b>           |                    |
| Philadelphia 76ers                  | 1994-95            |
| Toronto Raptors                     | 1995-98            |
|                                     |                    |
| <b>Greg Buckner, G</b>              |                    |
| Dallas Mavericks                    | 1999-2002, 2006-07 |
| Philadelphia 76ers                  | 2002-04            |
| Denver Nuggets                      | 2004-06            |
| Minnesota Timberwolves              | 2007-08            |
| Memphis Grizzlies                   | 2008-09            |
|                                     |                    |
| <b>Harold Jamison, F</b>            |                    |
| Miami Heat                          | 1999-2000          |
| Los Angeles Clippers                | 2001-02            |
|                                     |                    |
| <b>Will Solomon, G</b>              |                    |
| Memphis Grizzlies                   | 2001-02            |
| Toronto Raptors, Sacramento Kings   | 2008-09            |
|                                     |                    |
| <b>Trevor Booker, F</b>             |                    |
| Washington Wizards                  | 2010-14            |
| Utah Jazz                           | 2014-16            |
| Brooklyn Nets                       | 2016-18            |
| Indiana Pacers                      | 2018               |
|                                     |                    |
| <b>K.J. McDaniels, G</b>            |                    |
| Philadelphia 76ers                  | 2014-15            |
| Houston Rockets                     | 2015-17            |
| Brooklyn Nets                       | 2017               |
| Toronto Raptors                     | 2017               |
|                                     |                    |
| <b>Jaron Blossomgame, F</b>         |                    |
| Cleveland Cavaliers                 | 2018-19            |
|                                     |                    |
| <b>Donte Grantham, F</b>            |                    |
| Oklahoma City Thunder               | 2018-19            |
|                                     |                    |
| <b>Hunter Tyson, F</b>              |                    |
| Denver Nuggets                      | 2023-pres.         |
|                                     |                    |
| <b>PJ Hall, F</b>                   |                    |
| Denver Nuggets                      | 2024-pres.         |



# NOTES

## 1,000 POINT SCORERS

### CLEMSON TIGER BASKETBALL 1,000-POINT CLUB

| Rk  | Name              | Years      | GP  | Avg  | Pts  |
|-----|-------------------|------------|-----|------|------|
| 1.  | Elden Campbell*   | 1986-90    | 123 | 15.3 | 1880 |
| 2.  | Terrell McIntyre* | 1995-99    | 126 | 14.6 | 1839 |
| 3.  | Butch Zatezalo*   | 1967-70    | 75  | 23.5 | 1761 |
| 4.  | Greg Buckner*     | 1994-98    | 122 | 14.4 | 1754 |
| 5.  | Jaron Blossomgame | 2013-17    | 128 | 13.5 | 1733 |
| 6.  | Trevor Booker*    | 2006-10    | 134 | 12.9 | 1725 |
| 7.  | PJ Hall           | 2020-24    | 120 | 14.2 | 1702 |
| 8.  | Horace Grant*     | 1983-87    | 122 | 13.9 | 1696 |
| 9.  | K.C. Rivers*      | 2005-09    | 134 | 12.6 | 1684 |
| 10. | Dale Davis*       | 1987-91    | 121 | 13.6 | 1650 |
| 11. | Bill Yarbrough*   | 1952-57    | 85  | 18.3 | 1553 |
| 12. | Vincent Hamilton* | 1980-85    | 116 | 13.2 | 1530 |
| 13. | Marcquise Reed    | 2016-19    | 99  | 15.0 | 1484 |
| 14. | Cliff Hammonds*   | 2004-08    | 134 | 10.9 | 1465 |
| 15. | Tree Rollins*     | 1973-77    | 110 | 13.3 | 1463 |
| 16. | Will Solomon      | 1998-01    | 94  | 15.2 | 1431 |
| 17. | Chase Hunter      | 2019-pres. | 144 | 9.8  | 1404 |
| 18. | Stan Rome         | 1974-78    | 109 | 12.5 | 1365 |
|     | Demontez Stitt    | 2007-11    | 126 | 10.8 | 1365 |
| 20. | Vince Yockel*     | 1955-58    | 74  | 18.2 | 1350 |
| 21. | Larry Nance*      | 1977-81    | 117 | 11.5 | 1341 |
| 22. | Devin Gray        | 1991-95    | 94  | 14.1 | 1322 |
| 23. | Jim Brennan*      | 1961-64    | 76  | 17.3 | 1317 |
| 24. | Sharone Wright*   | 1991-94    | 92  | 14.2 | 1308 |
| 25. | Vernon Hamilton   | 2003-07    | 127 | 9.7  | 1238 |
| 26. | Harold Jamison    | 1995-99    | 129 | 9.5  | 1231 |
| 27. | Jim Sutherland*   | 1964-67    | 71  | 17.3 | 1230 |
| 28. | Edward Scott*     | 1999-03    | 112 | 10.9 | 1226 |
| 29. | Andre Young       | 2008-12    | 129 | 9.5  | 1223 |
| 30. | Shawan Robinson   | 2002-06    | 120 | 9.8  | 1177 |
| 31. | Randy Mahaffey*   | 1964-67    | 73  | 16.0 | 1171 |
| 32. | Sharrod Ford      | 2001-05    | 118 | 9.8  | 1154 |
|     | Devin Booker      | 2009-13    | 128 | 9.0  | 1154 |
| 34. | Hunter Tyson      | 2018-23    | 140 | 8.1  | 1132 |
| 35. | Choppy Patterson* | 1959-63    | 76  | 14.8 | 1131 |
| 36. | Jerry Pryor       | 1985-89    | 123 | 9.1  | 1124 |
| 37. | Aamir Simms       | 2017-21    | 122 | 9.2  | 1122 |
| 38. | Donte Grantham    | 2014-18    | 114 | 9.6  | 1100 |
| 39. | Shelton Mitchell  | 2016-19    | 94  | 11.6 | 1084 |
| 40. | Billy Williams*   | 1977-80    | 85  | 12.7 | 1078 |
| 41. | Johnny Snee       | 1948-52    | 82  | 13.1 | 1077 |
| 42. | Colon Abraham     | 1874-78    | 106 | 10.0 | 1061 |
| 43. | K.J. McDaniels    | 2011-14    | 94  | 11.0 | 1035 |
| 44. | Richie Mahaffey   | 1966-70    | 75  | 13.6 | 1019 |
| 45. | Derrick Johnson   | 1975-79    | 111 | 9.1  | 1014 |
| 46. | Fred Gilliam      | 1979-83    | 115 | 8.8  | 1010 |

Note: Names in bold played for Head Coach Brad Brownell;  
\* - signifies Clemson Hall of Fame

Clemson.

### BRAD BROWNELL SEASON OPENERS AT CLEMSON (14-1)

| Date     | Opponent            | H/A/N | Score     |
|----------|---------------------|-------|-----------|
| 11-4-24  | Charleston Southern | H     | W, 91-64  |
| 11-6-23  | Winthrop            | H     | W, 78-56  |
| 11-7-22  | The Citadel         | H     | W, 80-69  |
| 11-9-21  | Presbyterian        | H     | W, 64-53  |
| 11-25-20 | Mississippi State   | N1    | W, 53-42  |
| 11-5-19  | Virginia Tech       | H     | L, 60-67  |
| 11-6-18  | The Citadel         | H     | W, 100-80 |
| 11-10-17 | Western Carolina    | H     | W, 85-57  |
| 11-11-16 | Georgia             | H     | W, 74-64  |
| 11-13-15 | NC Central          | H     | W, 74-40  |
| 11-14-14 | Florida A&M         | H     | W, 86-41  |
| 11-8-13  | Stetson             | H     | W, 71-56  |
| 11-12-12 | Presbyterian        | H     | W, 77-44  |
| 11-11-11 | Gardner-Webb        | H     | W, 65-44  |
| 11-13-10 | Western Carolina    | H     | W, 87-64  |

(N1 - Space Coast Challenge, Melbourne, Fla.)

### GAMES WITH AT LEAST 40.0 PERCENT 3-POINT SHOOTING

Below is yearly rundown of games Clemson has shot at least 40 percent on three-point shots, total games played and Clemson's record when shooting at least 40 percent on threes.

### GAMES WITH 40.0 PERCENT 3-POINT SHOOTING

| Year    | 40% Games-Total Games | W-L  |
|---------|-----------------------|------|
| 1986-87 | 18-31                 | 16-2 |
| 1987-88 | 8-29                  | 4-4  |
| 1988-89 | 10-30                 | 8-2  |
| 1989-90 | 10-35                 | 8-2  |
| 1990-91 | 8-28                  | 4-4  |
| 1991-92 | 14-28                 | 7-7  |

|         |       |      |
|---------|-------|------|
| 1992-93 | 10-30 | 8-2  |
| 1993-94 | 13-34 | 10-3 |
| 1994-95 | 11-28 | 7-4  |
| 1995-96 | 8-29  | 5-3  |
| 1996-97 | 6-33  | 6-0  |
| 1997-98 | 11-32 | 8-3  |
| 1998-99 | 9-35  | 4-5  |
| 1999-00 | 11-30 | 4-7  |
| 2000-01 | 7-31  | 2-5  |
| 2001-02 | 9-30  | 5-4  |
| 2002-03 | 9-28  | 6-3  |
| 2003-04 | 6-28  | 4-2  |
| 2004-05 | 7-32  | 5-2  |
| 2005-06 | 7-32  | 6-1  |
| 2006-07 | 11-36 | 8-3  |
| 2007-08 | 12-34 | 10-2 |
| 2008-09 | 11-32 | 9-2  |
| 2009-10 | 13-34 | 12-1 |

### BROWNELL ERA

|         |       |      |
|---------|-------|------|
| 2010-11 | 10-34 | 6-4  |
| 2011-12 | 12-31 | 8-4  |
| 2012-13 | 9-31  | 9-0  |
| 2013-14 | 6-36  | 4-2  |
| 2014-15 | 3-31  | 3-0  |
| 2015-16 | 8-31  | 5-3  |
| 2016-17 | 10-33 | 7-3  |
| 2017-18 | 12-35 | 12-0 |
| 2018-19 | 8-34  | 6-2  |
| 2019-20 | 5-31  | 5-0  |
| 2020-21 | 9-24  | 6-3  |
| 2021-22 | 15-33 | 11-4 |
| 2022-23 | 12-33 | 11-1 |
| 2023-24 | 11-36 | 11-0 |
| 2024-25 | 5-10  | 5-0  |

### TOTAL

109-26  
**275-99 (.735)**

• Clemson is 108-26 under Brownell when the Tigers make at least 40.0 percent on 3-point shots.

### CLEMSON PREDICTED TO FINISH FOURTH IN ACC

- Ian Schieffelin (Atlanta, Ga./Grayson) and Chase Hunter (Atlanta, Ga./Westlake) were tabbed preseason Second Team All-ACC on Tuesday by media at the league's annual preseason media day, which was held in Charlotte on Oct. 10.
- In addition, Clemson was predicted to finish fourth in the ACC. That is the highest preseason prediction for the Tigers since 2010 when they were picked to finish third. The last time Clemson was picked fourth in the preseason poll was 2008 when they finished third.
- Schieffelin and Hunter were named to the second team along with Jamir Watkins (Florida State), Baye Ndongo (Georgia Tech) and Ishmael Leggett (Pitt).
- Schieffelin is coming off a season in which he earned the ACC's Most Improved Player award after averaging 10.1 points and 9.4 rebounds. It was the second time a Tiger has won the award (Jaron Blossomgame, 2016). He finished with 340 total rebounds – the sixth-most in a single season in program history.
- Schieffelin totaled his 10th and 11th double-doubles of the season with 16 points and 12 rebounds against New Mexico and 18 points and 11 rebounds against Alabama. With his 11th double-double, Schieffelin was just the second Clemson player to record double figures in double-doubles in a season since 2008-09. Hunter Tyson did it last year with 16, but that is the only other player to do it since Trevor Booker had 13 double-doubles in 2008-09. Schieffelin also had 17 double-digit rebounding games last season.
- Hunter returns for his sixth season after he led the Tigers in the NCAA Tournament with 17.8 points, 5.8 assists and 4.3 rebounds per game. He finished with 20 points and six assists against Baylor. It was his third 20-point game of the year and second in a row after a game-high 21 points on 8-of-16 shooting from the floor against New Mexico.
- Hunter became the 46th 1,000-point scorer in Clemson history against Louisville (January 30, 2024) and has 1,228 career points entering this season.

### CLEMSON'S HOME SCHEDULE IN 2024-25

- Clemson welcomes many great opponents to Littlejohn Coliseum in 2024-25.
- The Tigers host five of the top eight winningest programs in college basketball history (Kentucky, UNC, Duke, Notre Dame and Syracuse), while also hosting Memphis in the non-conference portion of the schedule.
- Clemson drew Kentucky in the second annual ACC/SEC Challenge. It will be Kentucky's first trip to Clemson since 1933 when Clemson played its games in Fike Gym.

## CLEMSON BIRTHDAYS

|              |                                  |
|--------------|----------------------------------|
| February 7   | Myles Foster<br>Chauncey Wiggins |
| February 16  | Asa Thomas                       |
| February 22  | Dallas Thomas                    |
| March 1      | Ian Schieffelin<br>Andrew Latiff |
| March 5      | Jake Heidbreder                  |
| March 8      | Ace Buckner                      |
| March 21     | Jackson Roberts                  |
| April 8      | Chase Hunter                     |
| April 16     | Dillon Hunter                    |
| July 30      | Viktor Lakhin                    |
| August 1     | Matt Kelly                       |
| August 29    | Jaeden Zackery                   |
| September 29 | Daniel Nauseef                   |
| November 15  | Brad Brownell                    |
| November 24  | Del Jones                        |
| December 14  | Christian Reeves                 |

- The home schedule this season and coming off an Elite Eight appearance last year, added much excitement within the Clemson fan base.
- Clemson sold out of its season ticket allotment for the 2024-25 season. The most season tickets sold since the mid-1990's.

### CLEMSON CONSISTENTLY EXCEEDING PRESEASON EXPECTATIONS

- The Tigers were picked to finish fifth in the ACC last season, as voted on by selected media members.
- Fifth is the highest the Tigers have been picked in the preseason media poll since the 2008-09 season. Clemson was also picked fifth that season.
- In 2022-23, the Tigers were picked 11th in the preseason poll, the Tigers finished with a 14-6 mark, the most conference wins in program history, the Tigers finished eight spots ahead of their projected finish.
- Clemson has exceeded the preseason poll projection 11 times in Head Coach Brad Brownell's 14 full seasons leading the program.
- With a 10-6 record in 2020-21, Clemson finished the season in a tie for fifth place in the ACC standings entering games. The Tigers were picked 10th in the preseason vote by the Atlantic Coast Conference Media – a five-place improvement over the preseason prediction.
- Brad Brownell's team had the second-best standing relative to its preseason prediction. Only Virginia Tech was better, standing eight spots ahead of its preseason prediction. Virginia Tech was 11th in the preseason media poll and finished in third.
- Brownell's teams have finished equal to or better than its preseason prediction by the ACC media in nine-of-his-previous 12 years. That includes a 10-place improvement in 2017-18 when the Tigers were picked 13th in the preseason and finished third.
- That is the all-time record improvement in ACC history from the preseason to the postseason. That team also reached the Sweet 16 of the NCAA Tournament and Brownell was named the National College Coach of the Year by Sports Illustrated.

### CLEMSON ACC STANDING RELATIVE TO PRESEASON RANKING UNDER HEAD COACH BRAD BROWNELL

| Year    | Preseason | Final Record | Rank | +/- |
|---------|-----------|--------------|------|-----|
| 2024-25 | 4th       | ---          | ---  | --- |
| 2023-24 | 5th       | 11-9         | 5th  | E   |
| 2022-23 | 11th      | 14-6         | 3rd  | +8  |
| 2021-22 | 11th      | 8-12         | 10th | +1  |
| 2020-21 | 10th      | 10-6         | 5th  | +5  |
| 2019-20 | 11th      | 9-11         | 8th  | +3  |
| 2018-19 | 6th       | 9-9          | 9th  | -3  |
| 2017-18 | 13th      | 11-7         | 3rd  | +10 |
| 2016-17 | 11th      | 6-12         | 12th | -1  |
| 2015-16 | 12th      | 10-8         | 7th  | +5  |
| 2014-15 | 11th      | 8-10         | 9th  | +2  |
| 2013-14 | 14th      | 10-8         | 6th  | +8  |
| 2012-13 | 8th       | 5-13         | 11th | -3  |
| 2011-12 | 7th       | 8-8          | 7th  | E   |
| 2010-11 | 7th       | 9-7          | 4th  | +3  |

BOLD signifies years that Clemson finished at least even with preseason rank.

### CLEMSON'S MOST SUCCESSFUL BACK-TO-BACK SEASONS IN THE ACC

- Clemson finished 11-9 in the ACC last season, tied for fifth in the league. The Tigers finished 14-6 in 2022-23 and have now gone 25-15 over the last two seasons.





# NOTES

## CLEMSON CAREER REBOUNDS

### CLEMSON TIGER CAREER REBOUND LEADERS

| Rk  | Name              | Years      | GP  | Avg  | Pts  |
|-----|-------------------|------------|-----|------|------|
| 1.  | Tree Rollins*     | 1973-77    | 110 | 11.9 | 1311 |
| 2.  | Dale Davis*       | 1987-91    | 121 | 10.0 | 1216 |
| 3.  | Trevor Booker*    | 2006-10    | 134 | 7.9  | 1060 |
| 4.  | Horace Grant*     | 1983-87    | 122 | 8.0  | 981  |
| 5.  | Harold Jamison    | 1995-99    | 129 | 7.3  | 937  |
| 6.  | Sharone Wright*   | 1991-94    | 92  | 9.8  | 903  |
| 7.  | Elden Campbell*   | 1986-90    | 123 | 6.8  | 836  |
| 8.  | Jaron Blossomgame | 2013-17    | 128 | 6.5  | 831  |
| 9.  | Larry Nance*      | 1977-81    | 117 | 6.7  | 784  |
| 10. | Sharrod Ford      | 2001-05    | 118 | 6.5  | 762  |
| 11. | Devin Booker      | 2009-13    | 128 | 5.7  | 728  |
| 12. | Tom Wideman       | 1995-99    | 129 | 5.6  | 723  |
| 13. | K.C. Rivers*      | 2005-09    | 134 | 5.4  | 721  |
| 14. | Richie Mahaffey   | 1966-70    | 75  | 9.4  | 707  |
| 15. | Randy Mahaffey*   | 1965-67    | 73  | 9.7  | 706  |
| 16. | Ian Schieffelin   | 2021-pres. | 111 | 6.3  | 697  |
| 17. | Chris Hobbs       | 2000-04    | 116 | 5.9  | 679  |
| 18. | Donnie Mahaffey   | 1961-64    | 76  | 8.8  | 666  |
| 19. | Hunter Tyson      | 2018-23    | 140 | 4.8  | 665  |
| 20. | Tommy Mahaffey    | 1959-62    | 76  | 8.5  | 649  |
|     | Elijah Thomas     | 2016-19    | 93  | 7.0  | 649  |
| 22. | Aamir Simms       | 2017-21    | 122 | 5.2  | 636  |
| 23. | PJ Hall           | 2020-24    | 120 | 5.3  | 634  |
| 24. | Ray Henderson     | 1999-03    | 112 | 5.7  | 633  |
| 25. | Vincent Hamilton* | 1980-85    | 116 | 5.4  | 628  |

Note: Names in bold played for Head Coach Brad Brownell;

\* - signifies Clemson Hall of Fame

- The .625 winning percentage is the highest in program history over the course of back-to-back seasons in the ACC dating back to 1953-54.

### CLEMSON'S MOST SUCCESSFUL TWO-YEAR RUNS IN ACC

| Years   | ACC Record | Pct. | Total Record | Pct. |
|---------|------------|------|--------------|------|
| 2023-24 | 11-9       | .550 | 25-15        | .625 |
| 2022-23 | 14-6       | .700 |              |      |
| 1989-90 | 10-4       | .714 | 17-11        | .607 |
| 1988-89 | 7-7        | .500 |              |      |
| 1966-67 | 9-5        | .643 | 17-11        | .607 |
| 1965-66 | 8-6        | .571 |              |      |
| 2008-09 | 9-7        | .562 | 19-13        | .594 |
| 2007-08 | 10-6       | .625 |              |      |

### BRAD BROWNELL SIGNS CONTRACT EXTENSION

- Clemson University and Head Basketball Coach Brad Brownell have agreed to a contract through 2029.
- "I'm honored and grateful to continue to lead the Clemson Basketball program. I want to thank Graham Neff, President Jim Clements and our entire administration for their continued belief and confidence in me and my staff. I am extremely proud of our recent success, both on and off the court, and there is not a better time than now to be a part of the Clemson family."**
- Brownell is the winningest coach in program history with 265 wins as the leader of the Tigers, earning the 2017-18 Sports Illustrated National College Coach of the Year Award. The Tigers have reached the NCAA Tournament four times, including three in the last seven seasons that have culminated in a Sweet 16 appearance in 2018 and an Elite Eight in 2024. They are one of just 15 programs since 2018 to advance to a Sweet 16 and Elite Eight in separate seasons.
- Clemson most recently reached the Elite Eight for just the second time in history and the first time in 44 years. The Brownell led Tigers beat New Mexico, Baylor and Arizona en route to a historical 24-win campaign for Clemson.
- The Tigers have won 47 games over the last two seasons, the second-most in program history, while also posting a .625 (25-15) win percentage in the ACC over that same period. That is the highest in consecutive seasons in program history. Since 2017-18, the Tigers are fourth in the ACC in wins (141) and fifth in league wins (72).
- During Brownell's 14 seasons, his impact off the court at Clemson has been just as successful as on it.
- Developing a basketball donor base has been central to Clemson and Brownell's success since he was hired in 2010. He has been instrumental in the fundraising for the Littlejohn Coliseum/Swann Pavilion renovation, helping spearhead the \$63.5 million project, to the basketball program's home arena in 2015, in addition to multiple overseas experiences for student-athletes and much, much more.
- Now, another addition has been planned for the future of the building, with the gracious support of the Brown family, that will provide the men's basketball program with 30,000 feet of new construction. That will include new and updated team areas, offices

and an additional practice gym.

- Under Brownell's direction, the basketball program has maintained very good Athletic Progress Rate performances, including being one of eight Power-Six programs with a 1000 multi-year score and one of two in the ACC. It was the program's third 1000 in its history and its first since the 2015-16 cohort. This last cohort comprised 2019-20 through 2022-23 academic years.
- Basketball associate head coach Billy Donlon and assistants Sean Dixon and Dick Bender also received new contracts.

### -- IT'S ALL IN THE FAMILY --

### PAIR OF BROTHERS SCORING IN DOUBLE FIGURES IN THE SAME GAME AT CLEMSON

- Chase and Dillon Hunter scored in double figures in the same game for the first time in their career against Radford (11/21). A 79-51 win for Clemson.
- Dillon scored 15 off the bench for the Tigers – a new career-high. Chase scored 10. Both were a combined 9-16 from the floor and 4-10 from three.
- The last time two brothers scored double figures in the same game for the Tigers was Trevor and Devin Booker on Dec. 22, 2009 against Western Carolina. A 79-57 win for Clemson.
- Trevor finished with a game-high 31 and Devin totaled 10 off the bench.
- The Clemson record for points in a game by two brothers is 62, set by Randy (34) and Richie (28) Mahaffey in a home game against Virginia on Jan. 14, 1967.

### UNCW SEAHAWK TIES IN THE CLEMSON PROGRAM

- Head Coach Brad Brownell was an assistant coach for Jerry Wainwright at UNCW from 1994-02 before becoming the head coach from 2002-06.
- While an assistant at UNCW, Brownell coached his current associate head coach, Billy Donlon.
- As a collegiate player, Donlon was a star guard at UNC Wilmington for four seasons (1996-99), playing in 118 career games. He finished with 901 points and at the time of his graduation he was the Seahawks all-time assist leader with 456, which currently stands fourth in UNCW history. He was a member of the Colonial Athletic Association's (CAA) All-Rookie Team in 1996 and led the team in assists as a junior (5.6 apg) and senior (5.2 apg).
- Director of Recruiting Lucas McKay attended UNCW during his undergrad years and first worked under Brownell as a student manager from 2003-06.
- Prior to Brownell's arrival in 1994, his current special assistant Jeff Reynolds had spent the previous (1990-94) four seasons as an assistant for the Seahawks.

### CURRENT BROTHERS AND/OR TWINS PLAYING ON THE SAME TEAM

- Chase and Dillon Hunter playing together for the second season in a row.
- The Hunters are one of 10 sets of brothers nationwide to play on the same team.
- The Hunters join Trevor and Devin Booker, George and John Coakley, Horace and Harvey Grant, Eddie and George Krayack and Donnie, Richie, Randy and Tom Mahaffey and Jack and Daniel Nauseef.
- The list below is ordered alphabetically by school.

Ryan and Robby Beasley, San Francisco  
Isaac and Paul Bruns, South Dakota  
Caleb and Josh Furst, Purdue  
Guillermo Diaz and Jorge Diaz Graham, Pitt (twins)  
**Chase and Dillon Hunter, Clemson**  
Milos and Veljko Ilic, Loyola-Maryland (twins)  
Tai and Terrell Strickland, LIU  
Marcus and Myles Rigbsby, Troy  
Payton and Pryce Sandfort, Iowa  
Jared and Peyton Frey, Stony Brook

### -- MISCELLANEOUS RECORDS --

### \*LIT\*LEJOHN COLISEUM

- The Tigers are 94-25 (.790) dating back to the beginning of the 2017-18 season on their home floor.
- Since the inception of the newly renovated Littlejohn Coliseum (2016-17 season), the Tigers are 105-31 overall (.772 percent).
- In non-conference regular season games, the Tigers are 51-4 during that span (.927 percent).
- In total non-conference games, including home NIT games, the Tigers are 52-7 (.881 percent).

### CLEMSON SEASON BREAKDOWN BY UNIFORM

- In 2017-18 the Tigers debuted three new jerseys to their arsenal, including a new version of its home white and road orange uniform. They also debuted purple, anthracite and throwback jerseys.

- Clemson wore its 2017-18 home whites the most last season, wearing them for 19-out-of-their-32 regular season games.
- With the exception of one home game in which Clemson wore 1990's throwback home white uniform against Pittsburgh, the Tigers wore its 17-18 home whites on the road in a 14-point win at Ohio State. The Buckeyes wore all red that night.
- They also wore white during their two-point triumphant comeback win over then No. 22-ranked Florida on Dec. 16 in the Orange Bowl Classic.
- 18 of the Tigers' 25 wins in 2017-18 came while wearing their home whites.

### CLEMSON'S RECORD BY UNIFORM (17/18-pres.)

| Uniform                   | Times Worn | Wins | Losses |
|---------------------------|------------|------|--------|
| Home White                | 120        | 98   | 22     |
| Road Orange               | 79         | 36   | 43     |
| Home Orange               | 1          | 1    | 0      |
| 90's Throwback Home White | 18         | 7    | 11     |
| Home Purple               | 1          | 1    | 0      |
| Purple                    | 10         | 4    | 6      |
| Anthracite                | 5          | 1    | 4      |

### -- CLEMSON TIGERS IN THE NBA --

### HUNTER TYSON DRAFTED 37TH OVERALL BY DENVER NUGGETS

- Tyson was selected 37th overall by the Oklahoma City Thunder in the second round of the 2023 NBA Draft on June 22. The pick was made by the Denver Nuggets as part of a previously agreed upon trade.
- Tyson was selected the highest in the NBA Draft by a Tigers since K.J. McDaniels was picked 32nd by the Philadelphia 76ers in 2014. He was the first Tiger selected since Jaron Blossomgame in the 2017 NBA Draft (59th overall).
- Tyson earned his first career All-ACC honor last season and was named to the All-ACC First Team for his performance in 2022-23. Tyson put together a career year this past season season.
- He averaged a team-best 15.3 points and 9.6 rebounds per game while shooting 47.9 percent from the floor, 40.5 percent from three and 83.8 percent at the free throw line. In league play, he was even better. He averaged 16.4 points and 9.9 rebounds while shooting 50.5 percent and 84.3 percent at the charity stripe.
- He was named the 2023 ACC Skip Prosser Scholar-Athlete of the Year for his work on the court and in the classroom.
- Tyson became the 44th player in Clemson history to amass 1,000 career points and has since moved into the top 40 all time. He was named to the 2023 Naismith Hall of Fame Karl Malone Award Top 10 and the 2023 USBWA Oscar Robertson Trophy Award Midseason Watch List.
- He collected 16 double-doubles which tied him for eighth all-time in Clemson history for a single season with Sharone Wright (1992-93). It is the most in a season since Wright posted 18 in 1993-94.
- Tyson ranked 11th in the nation in double-doubles and is second in the ACC. He's first in defensive rebounding per game (8.26) and second nationally. His 325 rebounds are fourth in the league and 18th nationally.
- The Monroe, N.C. native became just the 17th player in Clemson history to eclipse 1,000 points and 600 rebounds in a career. In Clemson's win over the Wolfpack (Feb. 25), Tyson became the all-time games played leader in Clemson history (136).

### TYSON SHOWS OUT IN 2023 NBA SUMMER LEAGUE

- Tyson was named to the NBA 2K24 All-Summer League First Team after an outstanding showing in Las Vegas.
- Tyson averaged 20.8 points and 6.0 rebounds, while shooting 54.1 percent from the field and 50.0 percent from three.
- Here are Tyson's five games presented statistically:

- 7/7 vs Milwaukee: 27 minutes, 21 points, 5 rebounds, 1 assist, 1 steal, 1 block, 7/13 FG, 3/7 3P, 4/5 FT  
- 7/9 vs Atlanta: 24 minutes, 16 points, 3 rebounds, 3 assists, 1 block, 5/10 FG, 2/4 3P, 4/5 FT  
- 7/12 vs Utah: 31 minutes, 19 points, 12 rebounds, 2 assists, 1 steal, 5/12 FG, 3/9 3P, 6/6 FT  
- 7/14 vs Miami: 27 minutes, 31 points, 4 rebounds, 2 assists, 11/13 FG, 7/9 3P, 2/2 FT, +43  
- 7/15 vs New York: 36 minutes, 17 points, 6 rebounds, 1 assist, 2 steals, 1 block, 5/13 FG, 3/7 3P, 4/5 FT

### HUNTER TYSON MAKES NBA DEBUT

- Hunter Tyson made his NBA debut against the Oklahoma City Thunder on Oct. 29, 2023. Tyson played three minutes and grabbed one rebound.
- Tyson scored his first career NBA points at the Minnesota Timberwolves on November 1. He played a season-high four minutes and finished 1-for-2 from the field with his first basket coming on a dunk. He also added a rebound.

# NOTES

## TYSON COMPLETES FIRST SEASON IN THE NBA

- Hunter Tyson played in 18 games last season for the Denver Nuggets, averaging 2.7 minutes per contest.
- He scored 20 points, grabbed nine rebounds and totaled two assists and one steal.

## PJ HALL SIGNS TWO-WAY CONTRACT WITH DENVER NUGGETS

- PJ Hall (Spartanburg, S.C./Dorman) agreed to terms with the Denver Nuggets. Hall will join Hunter Tyson (Monroe, N.C./Piedmont) in Denver after Tyson spent his rookie season with the Nuggets in 2023-24.
- Hall was an All-ACC First Team selection as a senior after being named to the Third Team as a junior. He was an AP All-American Honorable Mention and was named to the NCAA All-West Region Team, NABC All-District First Team, a finalist for the Kareem Abdul-Jabbar Award (nation's best center) and the Oscar Robertson Trophy All-America Watch List in 2024.
- Hall finished with 659 points this year in 36 games, an 18.3 average per game. He set the school record for points in a season. The existing record was 651 points by Horace Grant in 1986-87 and Bill Yarbrough in 1954-55.
- He posted fourteen 20-point games this season and has scored in double-figures 35 times. Hall totaled seven double-doubles and netted one 30-point game, which was a career high 31 points and 17 rebounds against Georgia Tech (Jan. 16).
- Hall finished fourth in the ACC in scoring with 18.3 points per game, while ranking 15th in rebounding (6.4 per game). He shot at a very high clip this past season, ninth in the league (48.8 percent). Defensively, Hall was fourth in the ACC blocks per game (1.42) and had 51 blocked shots.
- He finished seventh on Clemson's all-time scoring list (1,702 points). He is just the fourth Tiger to amass 1,700 points, 600 rebounds and 100 blocks in a career (Trevor Booker, Elden Campbell and Dale Davis).
- Hall is seventh in career points (1,702), 15th in scoring average (14.20), 22nd in rebounds (634) and seventh in field goals made (641).
- He finished with five NCAA Tournament games played in his career. He averaged 11.2 points and added 19 rebounds, three assists, two blocks and a steal.

## PJ HALL SCORES FIRST CAREER POINTS IN THE NBA

- PJ Hall scored his first career points on 11/23/24 at the Los Angeles Lakers. The Nuggets won 127-102.
- Hall played three minutes and finished with two points which came on a reverse dunk.
- Hall has seen time in five games this season for Denver. He scored again against the Atlanta Hawks on 12/8/24 in three minutes of action. He scored on a layup assisted by former roommate and Clemson teammate Hunter Tyson.

## PARKER FOX - PHOENIX SUNS FRONT OFFICE

- Parker Fox (2018-22) spent three seasons as a walk-on for the Tiger basketball team before earning a scholarship his senior season in 2021-22.
- Fox graduated from Clemson and immediately began work as a Basketball Operations intern in the Milwaukee Bucks front office.
- Now Fox has moved into a role in the Phoenix organization.

## GREG BUCKNER - ASSISTANT COACH, MILWAUKEE BUCKS

- Greg Buckner (1994-98) has served on an NBA coaching staff since 2017. He started as an assistant for the Memphis Grizzlies from 2017-19 and had been with the Cleveland Cavaliers since 2020. While in Cleveland, Buckner was promoted from assistant to associate head coach prior to the 2022 season and served in that role through 2023-24.
- Buckner was hired by the Milwaukee Bucks in the offseason as an assistant coach beginning in 2024-25.
- Buckner enjoyed a long playing career in the NBA: Dallas Mavericks (1999-02, 2006-07), Philadelphia 76ers (2002-04), Denver Nuggets (2004-06), Minnesota Timberwolves (2007-08) and Memphis Grizzlies (2008-09).

## -- NO. 1 GUARD CHASE HUNTER --

## CAREER-HIGH 30 POINTS AT BOISE STATE

- Chase Hunter scored a career-high 30 points at Boise State (Nov. 17) and also made a career-best 12 field goals.
- He scored 20 points in the first half against the Broncos – the most he's scored in a single half in his career. He scored 19 points on two occasions.
- He became the 41st Clemson player to score 30 points in a game. It was the 33rd occurrence on the road. Of those, just 21 players in school history have scored 30 or more in a true road environment.
- It was the 10th road game with 30+ points for a Clemson player

dating back to 1999 and just the second in a non-conference game.

## CLEMSON PLAYERS WITH 30+ POINTS

(Brad Brownell Era)

| Date     | Player            | Opponent         | Points |
|----------|-------------------|------------------|--------|
| 11-17-24 | Chase Hunter      | A-Boise State    | 30     |
| 1-16-24  | PJ Hall           | H-Georgia Tech   | 31     |
| 12-30-22 | Hunter Tyson      | H-NC State       | 31     |
| 1-18-20  | Tevin Mack        | H-Syracuse       | 32     |
| 2-23-19  | Marcquise Reed    | H-Boston College | 31     |
| 1-16-19  | Marcquise Reed    | H-Georgia Tech   | 30     |
| 3-23-18  | Gabe DeVoe        | N-Kansas         | 30     |
| 3-1-16   | Jaron Blossomgame | H-Virginia       | 31     |
| 2-20-16  | Jaron Blossomgame | A-NC State       | 33     |
| 2-8-16   | Jaron Blossomgame | H-Notre Dame     | 30     |
| 3-19-14  | KJ McDaniels      | H-Georgia State  | 30     |
| 11-14-14 | KJ McDaniels      | A-Notre Dame     | 30     |

## CLEMSON PLAYERS WITH 30+ POINTS ON THE ROAD

(Since 1999)

| Date     | Player            | Opponent         | Points |
|----------|-------------------|------------------|--------|
| 11-17-24 | Chase Hunter      | A-Boise State    | 30     |
| 2-20-16  | Jaron Blossomgame | A-NC State       | 33     |
| 2-11-14  | KJ McDaniels      | A-Notre Dame     | 30     |
| 2-10-08  | Cliff Hammonds    | A-North Carolina | 31     |
| 2-8-08   | K.C. Rivers       | A-Virginia       | 32     |
| 2-18-03  | Edward Scott      | A-Virginia       | 36     |
| 2-27-02  | Tony Stockman     | A-North Carolina | 30     |
| 1-21-01  | Will Solomon      | A-Wake Forest    | 30     |
| 3-4-00   | Will Solomon      | A-Georgia Tech   | 30     |
| 12-1-99  | Will Solomon      | A-Penn State     | 37     |

## CAREER ASSISTS IN CLEMSON HISTORY

| Rk  | Player           | Yrs. | Years      | GP  | A/G  | Ast |
|-----|------------------|------|------------|-----|------|-----|
| 1.  | Grayson Marshall | 4    | 1984-88    | 122 | 7.02 | 857 |
| 2.  | Edward Scott     | 4    | 1999-03    | 112 | 5.31 | 595 |
| 3.  | Terrell McIntyre | 4    | 1995-99    | 126 | 4.58 | 577 |
| 4.  | Derrick Johnson  | 4    | 1975-79    | 111 | 4.29 | 476 |
| 5.  | Cliff Hammonds   | 4    | 2004-08    | 134 | 3.53 | 473 |
| 6.  | Demontez Stitt   | 4    | 2007-11    | 126 | 3.33 | 419 |
| 7.  | Bobby Conrad     | 4    | 1976-80    | 116 | 3.47 | 402 |
| 8.  | Vernon Hamilton  | 4    | 2003-07    | 127 | 3.14 | 399 |
| 9.  | Rod Hall         | 4    | 2011-15    | 129 | 3.03 | 393 |
| 10. | Chase Hunter     | 6    | 2019-pres. | 144 | 2.61 | 376 |

## PICKING UP WHERE HE LEFT OFF

- After leading the Tigers to the Elite Eight with an incredible 2024 NCAA Tournament performance, Hunter began the 2024-25 season where he left off last March.
- Hunter posted 17 points on an efficient 6-for-9 from the field, including 3-of-3 from three. He added three assists, five rebounds and two steals for good measure.
- Hunter chipped in 13 more against Saint Francis in the second game of the season.

## CHASE HUNTER – PRESEASON ALL-ACC SECOND TEAM

- Returning for his sixth season in Tigertown, Chase Hunter received preseason recognition following the league's annual media days.
- Hunter joined teammate Ian Schieffelin on the All-ACC Second Team (both ranked No. 6 and No. 7 out of 10 possible honorees).

## CHASE HUNTER IN THE CLEMSON NCAA TOURNAMENT RECORD BOOK

- Chase Hunter finished with 73 points – good for fifth in program history.
- His average of 14.6 was good for seventh, while his 23 assists is tied for the most by a Tiger in program history.

## GREAT COMEBACK BY CHASE HUNTER

- Chase Hunter had a frustrating game in the ACC Tournament against Boston College as he was 0-10 from the field and scored just two points. But the senior was bound and determined to have an impact in this NCAA Tournament and he responded with 21 points on 8-for-16 field goal shooting and added six assists to lead Clemson in both categories.
- Hunter continued a torrid NCAA Tournament run with 20 points in a win over Baylor, 18 points against Arizona and 12 points against Alabama.
- His consecutive 20-point performances in wins over New Mexico and Baylor marked the second time that he has netted consecutive 20-point games in his career (2021-22).
- For the NCAA Tournament, Hunter 17.8 points, 4.3 rebounds, 5.8 assists and shot 50.0 percent from the field.
- It was the eighth and ninth time in his career he has scored at least 20 points in a game, the second and third time this year.

## HUNTER AMASSES 1,000 CAREER POINTS

- Chase Hunter became the 46th player in Clemson history to amass 1,000 career points against Louisville (1/30).

## HUNTER SETS CAREER-HIGH ASSIST MARK IN 2022-23

- Chase Hunter totaled 11 assists against Syracuse (2/22/23). That set a new career-best for Hunter.
- The 11 assists tied for the most by an individual player during the Brad Brownell Era (since 2010).

## CLEMSON PLAYERS WITH AT LEAST 11 ASSISTS IN A GAME SINCE 2010

| Date    | Player         | Opponent     | Assists |
|---------|----------------|--------------|---------|
| 2-22-23 | Chase Hunter   | Syracuse     | 11      |
| 2-6-21  | Clyde Trapp    | Syracuse     | 11      |
| 1-28-18 | Marcquise Reed | Georgia Tech | 11      |

## -- NO. 4 FORWARD IAN SCHIEFFELIN --

## SCHIEFFELIN AVERAGING DOUBLE-DOUBLE

- Ian Schieffelin is averaging 13.0 points, 12.0 rebounds and 3.5 assists per game through Clemson's first 11 contests.
- He is one of just two players in the country to average that stat line (Johni Broome, Auburn).
- There are only four players, including Schieffelin and Broome, averaging a double-double with at least 3.0 assists per game.

## SCHIEFFELIN'S CAREER-HIGH 20 REBOUNDS

- Ian Schieffelin totaled a career-best 20 rebounds in Clemson's win over Kentucky (Dec. 3).
- It was the most rebounds in a game for a Tiger since Harold Jamison collected 20 on March 4, 1999 against Florida State.
- Schieffelin added 11 points and four assists in addition to 20 rebounds in the win over Kentucky.
- He is the only men's division I player in the last 25 years to put up 10+ points, 20+ rebounds and 4+ assists in a win against an AP Top 5 opponent.

## CLEMSON PLAYERS – MOST REBOUNDS IN A GAME

(Since 1996-97)

| Date     | Player          | Opponent         | Rebounds |
|----------|-----------------|------------------|----------|
| 12-3-24  | Ian Schieffelin | H-Kentucky       | 20       |
| 3-4-99   | Harold Jamison  | N-Florida State^ | 20       |
| 12-30-96 | Harold Jamison  | H-Marshall       | 19       |
| 12-29-98 | Harold Jamison  | N-Illinois       | 17       |
| 3-18-99  | Tom Wideman     | H-Butler         | 17       |
| 2-13-02  | Chris Hobbs     | H-Wake Forest^^^ | 17       |
| 12-5-07  | Trevor Booker   | A-East Carolina  | 17       |
| 12-3-23  | Ian Schieffelin | A-Pittsburgh     | 17       |
| 1-16-24  | PJ Hall         | H-Georgia Tech^^ | 17       |

^ - denotes one overtime period

## DIVISION I PLAYERS WITH 20+ REBOUNDS IN A WIN OVER AN AP TOP 5 OPPONENT

(Since 1996-97)

| Date    | Player                   | Opponent           | Rebounds |
|---------|--------------------------|--------------------|----------|
| 12-3-24 | Ian Schieffelin          | H-Kentucky         | 20       |
| 3-12-09 | Paul Harris, Syracuse    | N-Connecticut^^^^^ | 22       |
| 2-23-09 | Cole Aldrich, Kansas     | A-Oklahoma         | 20       |
| 2-16-09 | DeJuan Blair, Pittsburgh | A-Connecticut      | 23       |
| 1-27-03 | Nick Collison, Kansas    | H-Texas            | 23       |

^ - denotes one overtime period

## SCHIEFFELIN WINS SUNSHINE SLAM MVP

- Ian Schieffelin won the MVP of the Sunshine Slam tournament after helping lead Clemson to the tournament title.
- In the title game, Schieffelin posted 18 points, 13 rebounds, eight assists, four steals and two blocks.
- For the two game tournament, Schieffelin averaged 18.0 points, 13.0 rebounds, 6.5 assists, 2.5 steals and 1.5 blocks per game.
- Only two players dating back to 1996-97 have posted a stat line that includes at least those totals in a single game.
- Despite Rayvonte Rice (Drake) being the only other player since 1996-97 to accomplish this, he did so in three overtime periods. Ian Schieffelin is the lone player to do this in regulation.
- Schieffelin accomplished his in 37 minutes and Rice's was done in 51 minutes.

## GAMES A PLAYER HAS TOTALED AT LEAST 18 POINTS, 13 REBOUNDS, 8 ASSISTS, 4 STEALS AND 2 BLOCKS IN A GAME

(since 1996-97 season)

| Date     | Name, School             | Pts | Reb | Ast | Stl | Blk |
|----------|--------------------------|-----|-----|-----|-----|-----|
| 11-26-24 | Ian Schieffelin, Clemson | 18  | 13  | 8   | 4   | 2   |
| 1-28-12  | Rayvonte Rice, Drake*    | 19  | 14  | 8   | 4   | 2   |

\* - denotes accomplishment occurred in overtime game (3 OT)

- Schieffelin came close to tying the Clemson record for most





# NOTES

assists in a points-rebounds double-double.

- Trevor Booker posted 13 points, 12 rebounds and nine assists his senior season at East Carolina.

## SCHIEFFELIN ON PACE FOR RARE TERRITORY

- Ian Schieffelin eclipsed 200 assists for his career and has more than 700 points, 600 rebounds and 200 assists in his career.
- Only four players in program history have more than 600, 600 and 200. The list includes: Trevor Booker, Horace Grant, Vincent Hamilton and K.C. Rivers.
- Without assists, 29 Clemson players have posted at least 600 points and 600 rebounds in a career. What separates Schieffelin as a big, is his ability to see the floor and distribute the ball to his teammates.

## CLEMSON PLAYERS WITH AT LEAST 600 POINTS, 600 REBOUNDS AND 200 ASSISTS

(Listed in chronological order of playing career;

Ian Schieffelin's numbers are pending and changing each game)

| Player           | Years      | Points | Rebounds | Assists |
|------------------|------------|--------|----------|---------|
| Ian Schieffelin  | 2021-pres. | 787    | 697      | 209     |
| Trevor Booker    | 2006-10    | 1725   | 1060     | 224     |
| K.C. Rivers      | 2005-09    | 1684   | 721      | 235     |
| Horace Grant     | 1983-87    | 1696   | 981      | 206     |
| Vincent Hamilton | 1980-85    | 1530   | 628      | 337     |

## SCHIEFFELIN FOURTH IN ASSISTS AMONG TIGERS 6-8 OR BIGGER

- Clemson senior forward Ian Schieffelin is one of the top passing big men in the ACC. He already has 209 career assists in 111 games, second most in Clemson history among players 6-8 or taller.
- He needs 12 assists to become the all-time leader amongst players 6-8 or taller in Clemson history. The only players to total at least 200 so far are Donte Grantham (220) and Horace Grant (206).
- The all-time Clemson leader in this category on a per game basis is David Shaffer, who averaged 2.75 assists per game as a 6-8 player over his three years with the program (1981-84).

## MOST ASSISTS BY CLEMSON PLAYERS 6-8 OR TALLER

| Rk | Player          | Years   | Height | GP  | A/G  | Total |
|----|-----------------|---------|--------|-----|------|-------|
| 1. | Donte Grantham  | 2014-18 | 6-8    | 114 | 1.93 | 220   |
| 2. | Ian Schieffelin | 2021-25 | 6-8    | 111 | 1.88 | 209   |
| 3. | Horace Grant    | 1983-97 | 6-10   | 122 | 1.69 | 206   |
| 4. | Aamir Simms     | 2017-21 | 6-8    | 122 | 1.63 | 198   |
| 5. | Horace Wyatt    | 1978-82 | 6-10   | 119 | 1.60 | 190   |
| 6. | James Mays      | 2004-08 | 6-9    | 108 | 1.68 | 181   |
| 7. | Larry Nance     | 1977-81 | 6-10   | 102 | 1.74 | 177   |
| 8. | David Shaffer   | 1981-84 | 6-8    | 61  | 2.75 | 168   |

## CAREER REBOUNDS IN CLEMSON HISTORY

| Rk  | Name            | Year       | Rebounds |
|-----|-----------------|------------|----------|
| 15. | Randy Mahaffey  | 1965-67    | 706      |
| 16. | Ian Schieffelin | 2021-pres. | 697      |

## IAN SCHIEFFELIN DOUBLE-DOUBLES

(Listed by most recent game accomplished)

| No. | Date     | Opponent         | Points | Rebounds |
|-----|----------|------------------|--------|----------|
| 17. | 12-7-24  | A-Miami (Fla.)   | 15     | 12       |
| 16. | 12-3-24  | H-Kentucky       | 11     | 20       |
| 15. | 11-26-24 | N-Penn State     | 18     | 13       |
| 14. | 11-25-24 | N-San Francisco  | 18     | 13       |
| 13. | 11-8-24  | H-Saint Francis  | 16     | 13       |
| 12. | 3-30-24  | N-Alabama        | 18     | 11       |
| 11. | 3-22-24  | N-New Mexico     | 16     | 12       |
| 10. | 3-5-24   | H-Syracuse       | 16     | 16       |
| 9.  | 3-2-24   | A-Notre Dame     | 10     | 14       |
| 8.  | 2-27-24  | H-Pittsburgh     | 15     | 12       |
| 7.  | 2-6-24   | A-North Carolina | 14     | 11       |
| 6.  | 1-16-24  | H-Georgia Tech   | 20     | 15       |
| 5.  | 1-6-24   | H-North Carolina | 16     | 11       |
| 4.  | 1-3-24   | A-Miami (Fla.)   | 11     | 11       |
| 3.  | 12-16-23 | A-Memphis        | 11     | 11       |
| 2.  | 12-6-23  | H-South Carolina | 12     | 12       |
| 1.  | 11-7-22  | H-The Citadel    | 20     | 14       |

## IAN SCHIEFFELIN DOUBLE-DIGIT REBOUNDING GAMES

(Listed by most recent game accomplished)

| No. | Date     | Opponent        | O-Reb | Reb |
|-----|----------|-----------------|-------|-----|
| 26. | 12-7-24  | A-Miami (Fla.)  | 2     | 12  |
| 25. | 12-3-24  | H-Kentucky      | 8     | 20  |
| 24. | 11-29-24 | H-Florida A&M   | 4     | 15  |
| 23. | 11-26-24 | N-Penn State    | 5     | 13  |
| 22. | 11-25-24 | N-San Francisco | 6     | 13  |
| 21. | 11-17-24 | A-Boise State   | 4     | 12  |
| 20. | 11-8-24  | H-Saint Francis | 3     | 13  |
| 19. | 3-30-24  | N-Alabama       | 3     | 11  |
| 18. | 3-22-24  | N-New Mexico    | 4     | 12  |
| 17. | 3-5-24   | H-Syracuse      | 5     | 16  |

|     |          |                  |   |    |
|-----|----------|------------------|---|----|
| 16. | 3-2-24   | A-Notre Dame     | 2 | 12 |
| 15. | 2-27-24  | H-Pittsburgh     | 2 | 12 |
| 14. | 2-24-24  | H-Florida State  | 2 | 11 |
| 13. | 2-14-24  | H-Miami (Fla.)   | 2 | 11 |
| 12. | 2-6-24   | H-North Carolina | 3 | 11 |
| 11. | 1-27-24  | A-Duke           | 2 | 11 |
| 10. | 1-16-24  | H-Georgia Tech   | 8 | 15 |
| 9.  | 1-6-24   | H-North Carolina | 4 | 11 |
| 8.  | 1-3-24   | A-Miami (Fla.)   | 4 | 11 |
| 7.  | 12-29-23 | H-Radford        | 4 | 13 |
| 6.  | 12-16-23 | A-Memphis        | 2 | 11 |
| 5.  | 12-6-23  | H-South Carolina | 3 | 12 |
| 4.  | 12-3-23  | A-Pittsburgh     | 7 | 17 |
| 3.  | 11-28-23 | A-Alabama        | 3 | 14 |
| 2.  | 11-7-22  | H-The Citadel    | 9 | 14 |
| 1.  | 2-10-22  | A-Duke           | 1 | 10 |

## IAN SCHIEFFELIN – PRESEASON ALL-ACC SECOND TEAM

- Returning for his senior season in Tigertown, Ian Schieffelin continued receiving ACC accolades and was named to the preseason team following the league's annual media days.
- Schieffelin joins teammate Chase Hunter on the All-ACC Second Team (both ranked No. 6 and No. 7 out of 10 possible honorees).

## 2025 KARL MALONE POWER FORWARD OF THE YEAR TOP 20 WATCH LIST

- In addition to his preseason All-ACC honors, Schieffelin has been recognized as a preseason top 20 power forward in the country by the Naismith Basketball Hall of Fame.
- In an effort to promote the game of basketball and the best of the best within the sport, The Basketball Hall of Fame and ESPN proudly present college basketball's five positional awards – given to the best men's college player in their respective position.
- The annual Karl Malone Award, named after the Class of 2010 Hall of Famer and two-time NBA Most Valuable Player, celebrates its 11th year by recognizing the top power forwards in Division I men's college basketball.
- Just three ACC players were recognized, including Schieffelin. North Carolina's Cade Tyson and Syracuse's Donnie Freeman.
- Tyson is the younger brother of Littlejohn Legend and Denver Nugget Hunter Tyson. The elder Tyson was a member of the Top 10 list for the Karl Malone Award in 2023.

## IAN SCHIEFFELIN WAS THE ACC'S MOST IMPROVED PLAYER

- Ian Schieffelin was the only player in the ACC that averaged at least 10.0 points, 9.0 rebounds and 2.0 assists per game last season. There were only 18 other players in America that accomplished that.
- Schieffelin had significant raises in his points per game (+4.6), rebounds per game (+5.3), field goal percentage (+5.3%), 3-point percentage (+13.6%) and free throw percentage (+4.3%).
- He finished third in the ACC in rebounding per game (9.4) and 34th nationally. Third in offensive rebounding and 80th nationally (2.75 per game). Second in defensive rebounding and 32nd nationally (6.69 per game).
- He totaled 11 double-doubles last season, good for third-most in the ACC.
- The Tigers were +106 when Ian Schieffelin is on the court this season.

## QUOTABLES

"The kid Schieffelin is maybe as improved as anybody in this whole league ... especially the rebounding numbers. He's the ultimate glue guy." -- Pittsburgh Head Coach Jeff Capel

"I think this guy might be the most improved player in the ACC. Averaging nearly a double-double and the only player to average [9.5 points, 9.5 rebounds and 2.0 assists] this stat line." -- ESPN's Rece Davis

## GAMES A PLAYER HAS TOTALED AT LEAST

### 16 POINTS, 11 REBOUNDS, 5 STEALS AND 4 BLOCKS IN A GAME

| Date     | Name            | School   | Opponent        | Pts | Reb | Stl | Blk |
|----------|-----------------|----------|-----------------|-----|-----|-----|-----|
| 1-6-24   | Ian Schieffelin | Clemson  | North Carolina  | 16  | 11  | 5   | 4   |
| 2-23-22  | Norchad Omeir   | Ark St.  | Coast. Carolina | 23  | 15  | 5   | 5   |
| 12-29-18 | Moses Greenwood | SE La.   | UL Lafayette    | 18  | 11  | 5   | 5   |
| 12-21-13 | J.P. Tokoto     | UNC      | Davidson        | 22  | 11  | 5   | 4   |
| 2-9-11   | Ken Horton      | CCSU     | Bryant          | 23  | 11  | 6   | 6   |
| 11-20-10 | Aaric Murray    | La Salle | Morgan State    | 20  | 11  | 5   | 9   |
| 11-16-10 | Draymond Green  | MSU      | South Carolina  | 18  | 12  | 6   | 4   |
| 11-14-10 | Chris Singleton | FSU      | UNC Greensboro  | 22  | 11  | 10  | 4   |

- Clemson forward Ian Schieffelin produced his fifth career double-double in a monster game against North Carolina (1/6/24). He posted 16 points and 11 rebounds, in addition to five steals and four blocks. He was the first player in the country to accomplish that feat this season and just the eighth since 2010 to do so.
- Ian Schieffelin secured his fourth career double-double at Miami

(Fla.) (1/3/24) and the third of his current campaign with 11 points and 11 rebounds.

- He posted his third career double-double and second of the season at Memphis (12/16/23). He had 11 points and 11 rebounds.
  - He posted his second career double-double in a 72-67 win over South Carolina on Dec. 6, 2023. He had 12 points and 12 rebounds.
  - He had 17 rebounds in Clemson's victory at Pittsburgh on December 3, 2023, the most by a Clemson player under Brad Brownell and the most in any game since Trevor Booker had 17 at East Carolina on December 5, 2007.
  - Schieffelin had a 14-rebound effort at Alabama the previous game on November 28, 2023. Those two individual efforts were big reasons Clemson won at Alabama and Pittsburgh and allowed the Tigers to stay even on the boards at Alabama and +7 at Pittsburgh. Alabama and Pittsburgh were both among the top 25 teams in the nation in rebounding with margins of at least +10 rebounds per game entering those contests.
  - Schieffelin's 31 rebounds over a two-game period were the most by a Tiger since the 1998-99 season. Tom Wideman had 17 rebounds in an NIT quarterfinal game against Butler on March 18, 1999, then had 15 against Xavier in the NIT semifinals in Madison Square Garden on March 23, 1999.
  - Ian Schieffelin tied his career high with 14 rebounds in an 85-77 win at Alabama (11/28). He's the 12th Clemson player since 2010-11 to post at least 14 rebounds in a game and just the fifth to do it in a true road game.
- ## SCHIEFFELIN IN 2022-23
- Schieffelin demolished his previous career high with a 20 point performance on 9-of-13 shooting from the floor in the season opener against The Citadel in 2022 (11/6/22)
  - The nine made field goals also served as a career high.
  - Schieffelin had a monster night on the boards, tallying a career-best 14 rebounds. He secured a career-best nine on the offensive glass.
  - The nine offensive rebounds were the most for a Tiger since James Mays had 10 at Maryland on Jan. 13, 2007.
  - It was the most by a Tiger in Littlejohn since Sharrod Ford had 10 vs. Georgia Tech on Feb. 28, 2004.

## -- NO. 6 FORWARD MYLES FOSTER --

## EXPLOSIVE TIGER DEBUT FOR MYLES FOSTER

- Myles Foster, a transfer from Illinois State, began his career as a Tiger with a bang against Charleston Southern.
- Foster scored 17 points off the bench for Clemson, finishing 6-for-8 from the field.
- The 17 points proved to be his 25th career game of 15 or more points in a game.
- Foster added four rebounds and two blocked shots.

## MOST POINTS OFF THE BENCH IN A TIGER DEBUT SINCE 2016

- Myles Foster's 17 points are the most by a Clemson player off the bench in a debut since Marquise Reed in 2016.
- Reed scored 19 points off the bench in a 74-64 win over Georgia on Nov. 11, 2016.
- Reed was 5-for-11 from the floor, with three 3-pointer and a perfect 6-for-6 at the line. He added four rebounds, one assist and three steals in 28 minutes.

## -- NO. 11 GUARD JAEDEN ZACKERY --

## ZACKERY LEADING TIGERS IN STEALS

- Jaeden Zackery has been one of the best on-ball and perimeter defenders in college basketball.
- He leads the Tigers in steals (23) and is third in the ACC and 37th in the country.
- He averages 2.1 steals per game.

## SINGLE SEASON STEALS IN CLEMSON HISTORY

(Since 1975-76)

| Rk  | Player          | Years   | Steals |
|-----|-----------------|---------|--------|
| 1.  | Vernon Hamilton | 2005-06 | 83     |
| 2.  | Chris Whitney   | 1992-93 | 73     |
| 3.  | Vernon Hamilton | 2006-07 | 70     |
| 4.  | James Mays      | 2006-07 | 69     |
| 5.  | Vernon Hamilton | 2004-05 | 68     |
| 6.  | Cliff Hammonds  | 2007-08 | 66     |
|     | Marquise Reed   | 2018-19 | 66     |
| 8.  | K.C. Rivers     | 2007-08 | 64     |
| 9.  | Greg Buckner    | 1994-95 | 63     |
| 10. | Bobby Conrad    | 1979-80 | 60     |
|     | Devin Gray      | 1992-93 | 60     |
|     | Cliff Hammonds  | 2006-07 | 60     |
|     | Jaeden Zackery  | 2024-25 | 23     |

# NOTES

## SINGLE SEASON STEALS/GAME IN CLEMSON HISTORY

| Rk  | Player                | Years          | Steals/Game |
|-----|-----------------------|----------------|-------------|
| 1.  | Vernon Hamilton       | 2005-06        | 2.68        |
| 2.  | Chris Whitney         | 1992-93        | 2.43        |
| 3.  | Sean Tyson            | 1990-91        | 2.42        |
| 4.  | Greg Buckner          | 1994-95        | 2.25        |
| 5.  | Vernon Hamilton       | 2004-05        | 2.13        |
|     | Marcquise Reed        | 2018-19        | 2.13        |
| 7.  | <b>Jaeden Zackery</b> | <b>2024-25</b> | <b>2.10</b> |
| 8.  | Devin Gray            | 1992-93        | 2.00        |
|     | Terrell McIntyre      | 1997-98        | 2.00        |
| 10. | Vernon Hamilton       | 2006-07        | 1.94        |
|     | Cliff Hammonds        | 2007-08        | 1.94        |

## JACK OF ALL TRADES

- Jaeden Zackery has long been known as a player that can fill up the stat sheet in name of a victory for his team.
- In just his second game as a Tiger, Zackery turned in a classic effort, helping lead Clemson to victory over Saint Francis.
- Zackery totaled 16 points, six assists, four rebounds and four steals. He was 6-9 from the floor, 2-3 from three and 2-3 at the line. Efficient.



# PLAYERS

0

VIKTOR LAKHIN

G • 6-11 • 245 • CINCINNATI • R-SENIOR

| LAST FIVE GAMES | Field Goals |              |     |      |    |     |      |      |    |       |      |    |       |      |          |    |    |     |    |   |    |     |
|-----------------|-------------|--------------|-----|------|----|-----|------|------|----|-------|------|----|-------|------|----------|----|----|-----|----|---|----|-----|
|                 | Date        | Opponent     | W/L | Min. | FG | FGA | Pct. | 3-PT | FG | FGA   | Pct. | FT | FTA   | Pct. | Rebounds | OR | DR | TOT | PF | A | TO | Blk |
|                 | 12/14       | Memphis      | L   | 37   | 8  | 15  | .533 | 2    | 5  | .400  | 5    | 6  | .833  | 3    | 8        | 11 | 2  | 1   | 4  | 2 | 1  | -6  |
|                 | 12/7        | Miami (Fla.) | W   | 20   | 4  | 7   | .571 | 2    | 3  | .667  | 2    | 2  | 1.000 | 2    | 4        | 6  | 4  | 0   | 1  | 2 | 0  | +7  |
|                 | 12/3        | Kentucky     | W   | 22   | 3  | 6   | .500 | 1    | 3  | .333  | 2    | 2  | 1.000 | 1    | 5        | 6  | 3  | 2   | 2  | 4 | 0  | +1  |
|                 | 11/29       | Florida A&M  | W   | 23   | 4  | 8   | .500 | 1    | 1  | 1.000 | 3    | 4  | .750  | 2    | 3        | 5  | 0  | 3   | 1  | 1 | 2  | +22 |
|                 | 11/26       | Penn State   | W   | 23   | 2  | 7   | .286 | 0    | 1  | .000  | 2    | 2  | 1.000 | 2    | 4        | 6  | 3  | 0   | 5  | 1 | 2  | +2  |

## NOTES

- Started 24 games with 29 total appearances. Missed UCF home win due to illness and exited Kansas State game late due to ankle injury, which kept him out till Big 12 Quarterfinals 12 days later.
- Posted 11 points and nine rebounds off the bench at No. 1 Houston.
- Scored season-high 26 points (with 11 rebounds) against Eastern Washington, the first of six-straight double-figure scoring games early in the season. Those 26 points were the most for a Cincinnati big since Kyle Washington's 27 against UConn in 2017.
- Followed the EWU game with a 14-point, 14-rebound double-double against Northern Kentucky.
- Had 13 double-figure scoring games for the year and three with double-digit rebounds.
- Was 5-for-6 from deep in the blowout win over Georgia Tech for 15 points, a new development in his game after he had 11-such attempts his first two years.
- Became one of the most-improved players in the AAC in 2022-23, averaging 11.6 points and 7.1 rebounds (team-high) while starting 32 of the 33 games in which he appeared.
- Earned degree in May 2023, needing only three years.

## PREP AND PERSONAL

- Son of Olga and Alexander Lakhin. Has two brothers, Alexander and Vasily.
- Averaged 9.8 points and 7.0 rebounds while shooting 47.2 percent from the field at the 2019 FIBA Under 18 European Championship where he helped guide the Russians to a sixth-place finish.
- Saw four seasons of play as a member of the CSKA-2 Moscow club team.
- Averaged 12.0 points, 5.9 rebounds and 1.4 blocks while shooting 47.2 percent from the field in 12 games as a junior playing in the U-21 Youth Championship.

## 2024-25 SEASON HIGHS

23 vs. Memphis (12/14/24) ..... PTS..... 26 vs. Eastern Washington (11/12/23)  
8, 2x, last vs. Memphis (12/14/24)..... FG..... 11 vs. Memphis (1/22/23)  
2, 2x, last vs. Memphis (12/14/24)..... 3FG..... 5 vs. Georgia Tech (11/22/23)  
5, 2x, last vs. Memphis (12/14/24)..... FT..... 8 vs. Houston (1/8/23)  
4 vs. E. Kentucky (11/12/24)..... OR..... 7 vs. Detroit Mercy (12/21/22)  
8, 2x, last vs. Memphis (12/14/24)..... DR..... 11 vs. Bryant (12/4/22)  
12 vs. E. Kentucky (11/12/24)..... TOT..... 15 vs. Detroit Mercy (12/21/22)  
3, 2x, last vs. Florida A&M (11/29/24) .. AST..... 6 vs. Florida Gulf Coast (12/3/23)  
2, 4x, last vs. Florida A&M (11/29/24) .. STL..... 4 vs. UCF (2/4/23)  
4 vs. Kentucky (12/3/24) ..... BLK..... 8 at SMU (1/14/23)  
37 vs. Memphis (12/14/24) ..... MIN..... 37 vs. Memphis (12/14/24)

## CAREER HIGHS

## Player Facts

Major: Athletic Leadership  
Birthday: July 30, 2001  
Instagram: @lakhinviktor\_

Full bio, game-by-game stats, career stats and NIL opportunities available:

**CLEMSONTIGERS.com**

## Career Stats

| Year     | GP  | GS | Min. | FG  | FGA | Pct. | FG | FGA | Pct. | FT  | FTA | Pct. | OR       | DR  | TOT | Avg. | PF  | DQ | A  | TO  | Blk | Stl | Pts. | Avg. |
|----------|-----|----|------|-----|-----|------|----|-----|------|-----|-----|------|----------|-----|-----|------|-----|----|----|-----|-----|-----|------|------|
| 2020-21* |     |    |      |     |     |      |    |     |      |     |     |      | REDSHIRT |     |     |      |     |    |    |     |     |     |      |      |
| 2021-22* | 29  | 0  | 317  | 50  | 93  | .538 | 1  | 7   | .143 | 22  | 40  | .550 | 38       | 64  | 102 | 3.5  | 44  | 1  | 7  | 28  | 9   | 19  | 123  | 4.2  |
| 2022-23* | 33  | 32 | 777  | 158 | 256 | .617 | 2  | 4   | .500 | 65  | 116 | .560 | 76       | 158 | 234 | 7.1  | 86  | 5  | 17 | 42  | 46  | 39  | 383  | 11.6 |
| 2023-24* | 29  | 24 | 628  | 110 | 219 | .502 | 14 | 54  | .259 | 34  | 61  | .557 | 70       | 105 | 175 | 6.0  | 50  | 1  | 48 | 36  | 23  | 16  | 268  | 9.2  |
| 2024-25  | 11  | 11 | 254  | 50  | 98  | .510 | 8  | 22  | .364 | 25  | 34  | .735 | 20       | 45  | 65  | 5.9  | 29  | 0  | 13 | 19  | 19  | 11  | 133  | 12.1 |
| TOTAL    | 102 | 67 | 1976 | 368 | 666 | .553 | 25 | 87  | .287 | 146 | 251 | .582 | 204      | 372 | 576 | 5.6  | 209 | 7  | 85 | 125 | 97  | 85  | 907  | 8.9  |

\* - at Cincinnati

1

CHASE HUNTER

G • 6-4.5 • 202 • WESTLAKE (GA.) • GRADUATE

| LAST<br>FIVE<br>GAMES | 2023-24 Season |              |     |      |             |     |      |    |     |      |    |     |       |      |    |     |          |   |    |     |     |     |      |       |  |  |
|-----------------------|----------------|--------------|-----|------|-------------|-----|------|----|-----|------|----|-----|-------|------|----|-----|----------|---|----|-----|-----|-----|------|-------|--|--|
|                       | Game           |              |     |      | Field Goals |     |      |    |     |      |    |     |       | 3-PT |    |     | Rebounds |   |    |     |     |     |      | Other |  |  |
|                       | Date           | Opponent     | W/L | Min. | FG          | FGA | Pct. | FG | FGA | Pct. | FT | FTA | Pct.  | OR   | DR | TOT | PF       | A | TO | Blk | Stl | +/- | Pts. |       |  |  |
|                       | 12/14          | Memphis      | L   | 39   | 7           | 14  | .500 | 2  | 7   | .286 | 1  | 1   | 1.000 | 1    | 3  | 4   | 2        | 3 | 3  | 0   | 0   | -9  | 17   |       |  |  |
|                       | 12/7           | Miami (Fla.) | W   | 36   | 7           | 19  | .368 | 1  | 7   | .143 | 3  | 4   | .750  | 0    | 2  | 2   | 0        | 2 | 1  | 0   | 1   | +5  | 18   |       |  |  |
|                       | 12/3           | Kentucky     | W   | 31   | 2           | 8   | .250 | 0  | 4   | .000 | 6  | 6   | 1.000 | 1    | 2  | 3   | 1        | 2 | 1  | 0   | 1   | +3  | 10   |       |  |  |
|                       | 11/26          | Florida A&M  | W   | 32   | 5           | 11  | .455 | 2  | 6   | .333 | 4  | 4   | 1.000 | 0    | 1  | 1   | 1        | 0 | 0  | 0   | 3   | +27 | 16   |       |  |  |
|                       | 11/26          | Penn State   | W   | 38   | 4           | 12  | .333 | 3  | 6   | .500 | 6  | 7   | .857  | 1    | 4  | 5   | 2        | 4 | 2  | 0   | 0   | +8  | 17   |       |  |  |

## NOTES

- 2024-25 Preseason All-ACC Second Team
- 2024 NCAA All-West Region Team; 2024 All-ACC Academic Team; 2024 ACC Academic Honor Roll; 2023 ACC Academic Honor Roll.
- Led Clemson in the 2024 NCAA Tournament, playing nearly 140 minutes and averaged 35.0 minutes per game in four contests. Led the Tigers in scoring (17.8 ppg) and shot 50.0 percent from the field. Averaged 4.3 rebounds and 5.8 assists per game. Added eight steals and three blocked shots. He earned All-West Region for his play.
- Played and started all 36 games for the Tigers' team that advanced to the NCAA Elite Eight. The 36 games ties for the most starts and games played in program history.
- Averaged 12.9 points, 2.6 rebounds and 3.2 assists per game this season.
- He shot 42.4 percent from the field, including 85.0 percent from the free throw line (a new career high and tied for ninth in program history with Jim Sutherland).
- Posted 27 double-digit scoring games, including three 20-points games, two of which came in the NCAA Tournament. Had 13 games in which he dished out at least four assists, including a season-high seven twice. He posted 23 total assists in the NCAA Tournament.

## PREP AND PERSONAL

- Born April 8, 2001.
- Son of Brandi Lewis.
- Majored in Parks, Recreation, Tourism Management during undergrad and Athletic Leadership in graduate school.
- Came to Clemson as a four-star prospect and No. 98 overall in 247Sports' Top 100 for the 2019 class. 247Sports ranks Hunter as the No. 4 player in the state of Georgia and the No. 14 combo guard in the country.
- Hunter chose Clemson over Georgia, Virginia, Oklahoma and Michigan State.

## 2024-25 SEASON HIGHS

30 at Boise State (11/17/24) ..... PTS..... 30 at Boise State (11/17/24)  
12 at Boise State (11/17/24) ..... FG..... 12 at Boise State (11/17/24)  
4 at Boise State (11/17/24) ..... 3FG..... 5, 2x, last vs. Miami (Fla.) (2/14/24)  
6, 2x, last vs. Kentucky (12/3/24)..... FT..... 10 at Florida State (1/28/23)  
1, 5x, last vs. Memphis (12/14/24)..... OR..... 3 vs. Wofford (11/12/21)  
5, 2x, last vs. Radford (11/21/24)..... DR..... 7 at Boston College (2/26/22)  
5, 4x, last vs. Penn State (11/26/24) .... TOT..... 7, 4x, last vs. Arizona (3/28/24)  
6 at Boise State (11/17/24) ..... AST..... 11 vs. Syracuse (2/22/23)  
3, 2x, last vs. Florida A&M (11/29/24) .. STL..... 3, 4x, last vs. Florida A&M (11/29/24)  
1 vs. Saint Francis (11/8/24)..... BLK..... 2 vs. Alabama (3/30/24)  
39 vs. Memphis (12/14/24) ..... MIN..... 42 vs. Georgia Tech (1/16/24)

## CAREER HIGHS

## Player Facts

Major: Parks, Recreation, Tourism Management (Graduated December 2022)  
Birthday: April 8, 2001  
Instagram: @chasehun1er

Full bio, game-by-game stats, career stats and NIL opportunities available:

**CLEMSONTIGERS.com**

## Career Stats

| Year    | GP  | GS  | Min. | FG  | FGA  | Pct. | FG  | FGA | Pct. | FT  | FTA | Pct. | OR | DR  | TOT | Avg. | PF  | DQ | A   | TO  | Blk | Stl | Pts. | Avg. |
|---------|-----|-----|------|-----|------|------|-----|-----|------|-----|-----|------|----|-----|-----|------|-----|----|-----|-----|-----|-----|------|------|
| 2019-20 | 9   | 4   | 175  | 17  | 45   | .378 | 7   | 23  | .304 | 7   | 11  | .636 | 1  | 8   | 9   | 1.0  | 17  | 0  | 14  | 12  | 0   | 7   | 48   | 5.3  |
| 2020-21 | 24  | 4   | 337  | 28  | 90   | .311 | 5   | 35  | .143 | 8   | 12  | .667 | 6  | 23  | 29  | 1.2  | 27  | 0  | 22  | 19  | 3   | 10  | 69   | 2.9  |
| 2021-22 | 33  | 15  | 749  | 78  | 173  | .451 | 20  | 58  | .345 | 45  | 60  | .750 | 16 | 72  | 88  | 2.7  | 57  | 0  | 60  | 33  | 6   | 15  | 221  | 6.7  |
| 2022-23 | 31  | 31  | 994  | 144 | 351  | .410 | 48  | 135 | .356 | 91  | 112 | .813 | 7  | 86  | 93  | 3.0  | 69  | 1  | 138 | 70  | 8   | 17  | 427  | 13.8 |
| 2023-24 | 36  | 36  | 1182 | 160 | 377  | .424 | 47  | 151 | .311 | 96  | 113 | .850 | 18 | 76  | 94  | 2.6  | 64  | 0  | 116 | 64  | 12  | 26  | 463  | 12.9 |
| 2024-25 | 11  | 11  | 360  | 61  | 129  | .473 | 23  | 61  | .377 | 31  | 37  | .838 | 5  | 28  | 33  | 3.0  | 16  | 0  | 26  | 18  | 1   | 15  | 176  | 16.0 |
| TOTAL   | 144 | 101 | 3797 | 488 | 1165 | .419 | 150 | 463 | .324 | 278 | 345 | .806 | 53 | 293 | 346 | 2.4  | 250 | 1  | 376 | 216 | 30  | 90  | 1404 | 9.8  |

# PLAYERS

2

DILLON HUNTER

G • 6-3.5 • 192 • WESTLAKE (GA.) • JUNIOR

| LAST<br>FIVE<br>GAMES |       |              |     |             |    |     |      |    |     |       |    |     |          |    |    |     |    |   |    |     |     |     |      |
|-----------------------|-------|--------------|-----|-------------|----|-----|------|----|-----|-------|----|-----|----------|----|----|-----|----|---|----|-----|-----|-----|------|
|                       |       |              |     | Field Goals |    |     | 3-PT |    |     |       |    |     | Rebounds |    |    |     |    |   |    |     |     |     |      |
|                       | Date  | Opponent     | W/L | Min.        | FG | FGA | Pct. | FG | FGA | Pct.  | FT | FTA | Pct.     | OR | DR | TOT | PF | A | TO | Blk | Stl | +/- | Pts. |
|                       | 12/14 | Memphis      | L   | 31          | 4  | 11  | .365 | 1  | 6   | .167  | 1  | 2   | .500     | 1  | 1  | 2   | 2  | 5 | 0  | 0   | 0   | +10 | 10   |
|                       | 12/7  | Miami (Fla.) | W   | 18          | 1  | 2   | .500 | 1  | 2   | .500  | 1  | 2   | .500     | 1  | 0  | 1   | 1  | 1 | 0  | 0   | 1   | +12 | 4    |
|                       | 12/3  | Kentucky     | W   | 26          | 2  | 3   | .667 | 1  | 1   | 1.000 | 1  | 2   | .500     | 0  | 2  | 2   | 1  | 2 | 0  | 1   | 1   | +6  | 6    |
|                       | 11/29 | Florida A&M  | W   | 21          | 1  | 5   | .200 | 0  | 3   | .000  | 2  | 2   | 1.000    | 1  | 2  | 3   | 0  | 1 | 0  | 0   | 0   | +14 | 4    |
|                       | 11/26 | Penn State   | W   | 23          | 0  | 3   | .000 | 0  | 2   | .000  | 2  | 4   | .500     | 1  | 4  | 5   | 3  | 0 | 1  | 0   | 0   | +2  | 2    |

## NOTES

- Career-high 15 points on 5-8 shooting against Radford (11/21/24).
- Played in all 36 games for the Tigers and started one in 2023-24.
- Averaged 14.7 minutes off the bench, playing as the backup point guard for Clemson.
- Averaged 2.3 points, 1.6 rebounds and 1.3 assists per contest.
- Season-high seven points against Queens (Dec. 22)
- Season-best five assists in his lone start of the season at home against Georgia Tech (Jan. 16).
- Appeared in 33 games and made three starts as a freshman.
- Played 12.0 minutes per game, averaging 1.4 points, 1.2 rebounds and 1.2 assists per game
- Scored career-high nine points in a win over Georgia Tech (Jan. 24). He finished 3-for-5 from the floor, 1-for-1 from three and 2-for-2 at the foul line. Also added two assists and one steal.
- Finished with 11 games of two or more assists, including a career-high five in a win at Florida State (Jan. 28). He totaled four on two separate occasions.

## PREP AND PERSONAL

- Born April 16, 2003.
- Son of Brandi Lewis.
- Majoring in Parks, Recreation, Tourism Management.
- He is the younger brother of current Tiger Chase Hunter, and was ranked No. 64 in the ESPN 100 and rated a four-star prospect.
- Hunter chose Clemson over Baylor, Auburn, Florida State, Kentucky, Georgia and Georgia Tech.

## 2024-25 SEASON HIGHS

15 vs. Radford (11/21/24) ..... PTS..... 15 vs. Radford (11/21/24)  
5 vs. Radford (11/21/24) ..... FG..... 5 vs. Radford (11/21/24)  
3 vs. San Francisco (11/25/24) ..... 3FG..... 3 vs. San Francisco (11/25/24)  
3 vs. Radford (11/21/24) ..... FT ..... 3 vs. Radford (11/21/24)  
1, 3x, last at Miami (Fla.) (12/7/24) ..... OR..... 2 vs. Loyola Maryland (11/21/22)  
5 vs. San Francisco (11/25/24) ..... DR..... 5 vs. San Francisco (11/25/24)  
6 vs. San Francisco (11/25/24) ..... TOT ..... 6 vs. San Francisco (11/25/24)  
5 vs. Memphis (12/14/24) ..... AST ..... 5, 3x, last vs. Memphis (12/14/24)  
2, 2x, last vs. Radford (11/21/24) ..... STL ..... 2, 4x, last vs. Radford (11/21/24)  
1 vs. Kentucky (12/3/24) ..... BLK..... 1, 2x, last at Duke (1/27/24)  
26 vs. Kentucky (12/3/24) ..... MIN..... 36, 2x, last vs. Georgia Tech (1/16/24)

## CAREER HIGHS

## Player Facts

Major: Parks, Recreation, Tourism Management  
Birthday: April 16, 2003  
Instagram: @dillonhunter

Full bio, game-by-game stats, career stats and NIL opportunities available:

**CLEMSONTIGERS.com**

3

JAKE HEIDBREDER (*HIDE-breeder*)

G • 6-5.5 • 186 • FLOYD CENTRAL HS (IND.) • R-JUNIOR

| LAST<br>FIVE<br>GAMES |       |               |     |             |    |     |      |    |     |       |    |     |          |    |    |     |    |   |    |     |     |     |      |
|-----------------------|-------|---------------|-----|-------------|----|-----|------|----|-----|-------|----|-----|----------|----|----|-----|----|---|----|-----|-----|-----|------|
|                       |       |               |     | Field Goals |    |     | 3-PT |    |     |       |    |     | Rebounds |    |    |     |    |   |    |     |     |     |      |
|                       | Date  | Opponent      | W/L | Min.        | FG | FGA | Pct. | FG | FGA | Pct.  | FT | FTA | Pct.     | OR | DR | TOT | PF | A | TO | Blk | Stl | +/- | Pts. |
|                       | 12/14 | Memphis       | L   | 12          | 1  | 2   | .500 | 0  | 1   | .000  | 0  | 0   | .000     | 2  | 0  | 2   | 1  | 1 | 0  | 0   | 1   | -1  | 2    |
|                       | 12/7  | Miami (Fla.)  | W   | 13          | 1  | 5   | .200 | 1  | 4   | .250  | 0  | 0   | .000     | 2  | 0  | 2   | 0  | 0 | 1  | 0   | 0   | -2  | 3    |
|                       | 11/29 | Florida A&M   | W   | 10          | 1  | 2   | .500 | 1  | 1   | 1.000 | 0  | 0   | .000     | 0  | 1  | 1   | 0  | 1 | 0  | 0   | 0   | -1  | 3    |
|                       | 11/25 | San Francisco | W   | 4           | 0  | 0   | .000 | 0  | 0   | .000  | 0  | 0   | .000     | 0  | 1  | 1   | 1  | 0 | 0  | 0   | 0   | -3  | 0    |
|                       | 11/21 | Radford       | W   | 10          | 0  | 0   | .000 | 0  | 0   | .000  | 3  | 3   | 1.000    | 1  | 0  | 1   | 3  | 3 | 1  | 0   | 0   | +6  | 3    |

## NOTES

- Redshirted the 2023-24 season after transferring from Air Force.

## PREVIOUS, PREP AND PERSONAL

- 2023 All-Mountain West Third Team, Mountain West Freshman of the Week (Jan. 3, 2022)
- 303 points in 2022 was then-Air Force freshman record in MW era (4th all-time).
- 194 points in MW play in 2022 is an Air Force freshman record.
- 2022 Academic All-Mountain West, 2022 Mountain West Scholar-Athlete, 2023 College Sports Communicators, (CSC) Academic All-District, 2022-23 (Air Force)
- 2023 All-Mountain West Third Team (first sophomore to earn All-MW at Air Force since 2013).
- Team-leading 15.1 ppg., Fourth in Mountain West with 75 three's made. 75 three's is seventh best in a season at Air Force.
- Finished last season 32-for-52 (.615) from the floor in his last five games, including 15-for-30 (.500) from three.
- Led team in scoring 17 times and scored 20+ points six times. Shooting splits of .483/.399/.867
- Led team in scoring in MW play, averaging 14.2 ppg.
- Collegiate Hoops Roadshow All-Tournament Team
- Led Floyd Central to its first section title in 31 years as a junior, averaged 19.9 ppg as a senior and scored 1,228 career points.
- Scored career-high 44 points in final regular season game of high school career.
- 3x first-team All-Hoosier Hills Conference. Indiana Junior All-Star, Indiana Basketball Coaches Association Large School All-State Team and All-State honorable mention by AP.

## 2024-25 SEASON HIGHS

9 vs. Charleston Southern (11/4/24) .... PTS..... 27 vs. South Dakota (12/6/22)  
3 vs. Charleston Southern (11/4/24) ..... FG..... 11 vs. New Mexico (2/10/23)  
3 vs. Charleston Southern (11/4/24) ... 3FG..... 5 at UNLV (3/8/23)  
3 vs. Radford (11/21/24) ..... FT ..... 11 vs. Delaware (11/11/22)  
2, 2x, last vs. Memphis (12/14/24) ..... OR..... 4 at San Jose St. (1/25/22)  
1, 3x, last vs. San Francisco (11/25/24) DR..... 8 at UNLV (3/8/23)  
2 at Miami (Fla.) (12/7/24) ..... TOT ..... 9 at UNLV (3/8/23)  
3 vs. Radford (11/21/24) ..... AST ..... 7 at Utah St. (2/14/23)  
1 vs. Memphis (12/14/24) ..... STL ..... 2 vs. San Jose St. (3/4/23)  
..... BLK..... 1, 4x, last vs. Utah St. (2/14/23)  
19 vs. Saint Francis (11/8/24) ..... MIN..... 45 at UNLV (3/8/23)

## Player Facts

Major: Economics  
Birthday: March 5, 2003  
Instagram: @jakeheidbreder

Full bio, game-by-game stats, career stats and NIL opportunities available:

**CLEMSONTIGERS.com**

## Career Stats

|          |    |    | Field Goals |     |     | 3-PT |     |     |      |     |     | Rebounds |    |     |     |      |     |    |     |    |
|----------|----|----|-------------|-----|-----|------|-----|-----|------|-----|-----|----------|----|-----|-----|------|-----|----|-----|----|
| Year     | GP | GS | Min.        | FG  | FGA | Pct. | FG  | FGA | Pct. | FT  | FTA | Pct.     | OR | DR  | TOT | Avg. | PF  | DQ | A   | TO |
| 2021-22* | 29 | 29 | 988         | 106 | 213 | .498 | 44  | 116 | .379 | 47  | 59  | .797     | 25 | 69  | 94  | 3.2  | 72  | 1  | 56  | 36 |
| 2022-23* | 32 | 32 | 1042        | 168 | 344 | .488 | 75  | 188 | .399 | 72  | 83  | .867     | 13 | 93  | 106 | 3.3  | 63  | 1  | 53  | 54 |
| 2023-24  |    |    |             |     |     |      |     |     |      |     |     |          |    |     |     |      |     |    |     |    |
| 2024-25  | 9  | 0  | 102         | 9   | 23  | .391 | 8   | 18  | .444 | 5   | 5   | 1.000    | 5  | 4   | 9   | 1.0  | 6   | 0  | 6   | 5  |
| TOTAL    | 70 | 61 | 2127        | 283 | 580 | .488 | 127 | 322 | .394 | 124 | 147 | .844     | 43 | 166 | 209 | 3.0  | 141 | 2  | 115 | 95 |

\* Games played at Air Force





# PLAYERS

## 4

| LAST<br>FIVE<br>GAMES | 2023-24 Season |              |     |             |    |      |      |    |      |          |    |       |       |    |    |     |    |   |    |     |     |     |      |
|-----------------------|----------------|--------------|-----|-------------|----|------|------|----|------|----------|----|-------|-------|----|----|-----|----|---|----|-----|-----|-----|------|
|                       |                |              |     | Field Goals |    |      | 3-PT |    |      | Rebounds |    |       |       |    |    |     |    |   |    |     |     |     |      |
|                       | Date           | Opponent     | W/L | Min.        | FG | FGA  | Pct. | FG | FGA  | Pct.     | FT | FTA   | Pct.  | OR | DR | TOT | PF | A | TO | Blk | Stl | +/- | Pts. |
|                       | 12/14          | Memphis      | L   | 41          | 6  | 13   | .462 | 2  | 5    | .400     | 3  | 4     | .750  | 2  | 4  | 6   | 3  | 3 | 1  | 1   | 1   | 0   | 17   |
|                       | 12/7           | Miami (Fla.) | W   | 38          | 5  | 11   | .455 | 3  | 4    | .750     | 2  | 2     | 1.000 | 2  | 10 | 12  | 1  | 2 | 4  | 0   | 0   | +12 | 15   |
|                       | 12/3           | Kentucky     | W   | 36          | 4  | 20   | .200 | 1  | 8    | .125     | 2  | 3     | .667  | 8  | 12 | 20  | 0  | 4 | 3  | 1   | 0   | +1  | 11   |
|                       | 11/29          | Florida A&M  | W   | 28          | 2  | 7    | .286 | 0  | 3    | .000     | 4  | 2     | .500  | 4  | 11 | 15  | 1  | 1 | 3  | 0   | 2   | +25 | 5    |
| 11/26                 | Penn State     | W            | 37  | 7           | 15 | .467 | 0    | 1  | .000 | 4        | 4  | 1.000 | 5     | 8  | 13 | 2   | 8  | 2 | 2  | 4   | +13 | 18  |      |

## NOTES

- 2024-25 Preseason All-ACC Second Team; 2025 Naismith Hall of Fame Karl Malone Award Top 20 Watch List
- 2024 ACC Most Improved Player; 2024 NCAA All-West Region Team; 2024 All-ACC Honorable Mention; 2023 All-ACC Academic Team; 2023 ACC Honor Roll; 2022 ACC Honor Roll.
- Appeared in all 36 games and started every contest for a Tigers team that advanced to its first Elite Eight since 1980. Averaged 27.5 minutes per game, 10.1 points, 9.4 rebounds and 2.2 assists – all career highs.
- His 9.4 rebounds per contest were the third-most in the ACC and 34th-most in college basketball.
- Of his 9.4 average, he averaged 2.75 offensive rebounds (3rd in the ACC and 80th in NCAA) and 6.69 defensive rebounds (2nd in ACC and 32nd in NCAA).
- Career high 365 points and 340 rebounds. His 340 rebounds are tied for the sixth-most in program history for a single season (tied with Dale Davis, 1990-91). It was the second-most in the ACC and 15th most in college basketball.
- Shot career bests from the field (56.4%) and from three (46.9%) last season.
- Posted 11 double-doubles last year – third-most in the ACC and 44th in the country.
- Career high rebounds (17) in win at Pittsburgh (Dec. 3) last season. Finished with seven offensive rebounds.
- Appeared in 34 games and made 22 starts as a sophomore (both career highs), while averaging a career-best 19.8 minutes per contest. Averaged career highs in points (5.5), rebounds (4.1), assists (1.9), field goal percentage (51.1) and 3-point percentage (33.3).

## PREP AND PERSONAL

- Born March 1, 2003; Son of Amy Salmon and Tim Schieffelin; Majoring in management.
- Rated as a three-star prospect, according to 247Sports and Rivals.
- Schieffelin averaged 12.0 points, 12.0 rebounds and 3.0 blocks per game last season for Grayson, a top-ranked program in Georgia. Last year they finished ranked 10th in the country and were No. 1 among public schools.
- As a sophomore, Schieffelin averaged 10.1 points, 7.7 rebounds and 1.0 block per game, while helping lead Grayson to a 25-4 record and a Region 8-AAAAAAA championship.
- Schieffelin chose Clemson over Virginia Tech and Dayton.

## 2024-25 SEASON HIGHS

|                                       |     |   |
|---------------------------------------|-----|---|
| 18 vs. Penn State (11/26/24)          | PTS | 20, 2x, last vs. Georgia Tech (1/16/24) |
| 7, 2x, last vs. Penn State (11/26/24) | FG  | 9 vs. The Citadel (11/7/22)             |
| 3 at Miami (Fla.) (12/7/24)           | 3FG | 3, 2x, last at Miami (Fla.) (12/7/24)   |
| 4, 3x, last vs. Penn State (11/26/24) | FT  | 6, 2x, last vs. Georgia Tech (1/16/24)  |
| 6 vs. San Francisco (11/25/24)        | OR  | 9 vs. The Citadel (11/7/22)             |
| 12 vs. Kentucky (12/3/24)             | DR  | 12 vs. Kentucky (12/3/24)               |
| 20 vs. Kentucky (12/3/24)             | TOT | 20 vs. Kentucky (12/3/24)               |
| 8 vs. Penn State (11/26/24)           | AST | 8 vs. Penn State (11/26/24)             |
| 4 vs. Penn State (11/26/24)           | STL | 4, 2x, last vs. Penn State (11/26/24)   |
| 2, 2x, last vs. Penn State (11/26/24) | BLK | 5 vs. North Carolina (1/6/24)           |
| 41 vs. Memphis (12/14/24)             | MIN | 38 vs. Georgia Tech (1/16/24)           |

## CAREER HIGHS

### Player Facts

Major: Management  
 Birthday: March 1, 2003  
 Instagram: @ian4schieff

Full bio, game-by-game stats, career stats and NIL opportunities available:

**CLEMSONTIGERS.COM**

| Career Stats |     |    |      | Field Goals |     |      | 3-PT |     |      | Rebounds |     |      |     |     |     |      |     |    |     |     |     |     |      |      |
|--------------|-----|----|------|-------------|-----|------|------|-----|------|----------|-----|------|-----|-----|-----|------|-----|----|-----|-----|-----|-----|------|------|
| Year         | GP  | GS | Min. | FG          | FGA | Pct. | FG   | FGA | Pct. | FT       | FTA | Pct. | OR  | DR  | TOT | Avg. | PF  | DQ | A   | TO  | Blk | Stl | Pts. | Avg. |
| 2021-22      | 30  | 7  | 349  | 34          | 86  | .395 | 5    | 16  | .313 | 20       | 28  | .714 | 28  | 56  | 84  | 2.8  | 48  | 1  | 27  | 22  | 6   | 7   | 93   | 3.1  |
| 2022-23      | 34  | 22 | 672  | 72          | 141 | .511 | 9    | 27  | .333 | 33       | 48  | .688 | 41  | 100 | 141 | 4.1  | 62  | 1  | 64  | 37  | 9   | 11  | 186  | 5.5  |
| 2023-24      | 36  | 36 | 989  | 137         | 243 | .564 | 23   | 49  | .469 | 68       | 93  | .731 | 99  | 241 | 340 | 9.4  | 95  | 2  | 80  | 45  | 18  | 21  | 365  | 10.1 |
| 2024-25      | 11  | 11 | 369  | 52          | 123 | .423 | 10   | 35  | .286 | 29       | 38  | .763 | 44  | 88  | 132 | 12.0 | 20  | 0  | 38  | 23  | 10  | 10  | 143  | 13.0 |
| TOTAL        | 111 | 76 | 2379 | 295         | 593 | .497 | 47   | 127 | .370 | 150      | 207 | .725 | 212 | 485 | 697 | 6.3  | 225 | 4  | 209 | 127 | 43  | 49  | 787  | 7.1  |

## 5

[illegible]

## NOTES

- Redshirted the season and will play as a redshirt freshman beginning in 2024-25.
- Underwent shoulder surgery during the season.

## PREP AND PERSONAL

- Born February 16, 2005; Son of Anne and Brandon Thomas; Majoring in sports communications.
- Thomas is from Lake Forest, Ill. and was rated a three-star prospect, according to 247Sports and Rivals.
- Thomas led the Illinois Wolves (AAU) in scoring this past summer on the UAA circuit averaging 15.1 points per game, while shooting 45.0 percent from the field and 38.0 percent from three. He was recognized by Synergy Sports as being the most offensively efficient player on the UAA 17U circuit this past summer. Thomas averaged a circuit-best 1.07 points per possession.
  - 1,746 Career Points (2nd All-Time at Lake Forest HS)
  - 295 Career 3PT FG Made – School Record
  - 98 3PT FG Made Season – School Record
  - 80 Career Wins – 2nd All-Time
  - 2X Illinois First Team All-State
  - 2X North Suburban Conf. Player of the Year
- Thomas was ranked as the eighth-best player in the 2023 class from the state of Illinois. IBCA First Team All-State; Chicago Sun Times First Team All-State; North Suburban Conference Player of the Year; Chicago Sun Times First Team All-Area.
  - Thomas chose Clemson over Illinois, Iowa, Wisconsin, Virginia Tech, Marquette and DePaul.

## 2024-25 SEASON HIGHS

|   |  |
|---|--|
| 5 vs. Saint Francis (11/8/24).....PTS.....          | 5 vs. Saint Francis (11/8/24)          |
| 1, 4x, last vs. Florida A&M (11/29/24).....FG.....  | 1, 4x, last vs. Florida A&M (11/29/24) |
| 1, 4x, last vs. Florida A&M (11/29/24).....3FG..... | 1, 4x, last vs. Florida A&M (11/29/24) |
| 2 vs. Charleston Southern (11/4/24) ....FT.....     | 2 vs. Charleston Southern (11/4/24)    |
| .....OR.....  |  |
| 1 vs. Charleston Southern (11/4/24) .....DR.....    | 1 vs. Charleston Southern (11/4/24)    |
| 1, 2x, last vs. Florida A&M (11/29/24).....TOT..... | 1, 2x, last vs. Florida A&M (11/29/24) |
| 1, 2x, last vs. Florida A&M (11/29/24).....AST..... | 1, 2x, last vs. Florida A&M (11/29/24) |
| 1 vs. Radford (11/21/24) .....STL.....              | 1 vs. Radford (11/21/24)               |
| .....BLK.....                                       |  |
| 6 vs. Radford (11/21/24) .....MIN.....              | 5 vs. Charleston Southern (11/4/24)    |

## CAREER HIGHS

## Player Facts

Major: Sports Communication  
 Birthday: February 16, 2005  
 Instagram: @\_asathomas\_

Full bio, game-by-game stats, career stats and NIL opportunities available:

**CLEMS****NTIGERS.COM**

| Career Stats |    |    |      | Field Goals |     |      | 3-PT |     |      | Rebounds |     |      |          |    |     |      |    |    |   |    |     |     |      |      |
|--------------|----|----|------|-------------|-----|------|------|-----|------|----------|-----|------|----------|----|-----|------|----|----|---|----|-----|-----|------|------|
| Year         | GP | GS | Min. | FG          | FGA | Pct. | FG   | FGA | Pct. | FT       | FTA | Pct. | OR       | DR | TOT | Avg. | PF | DQ | A | TO | Blk | Stl | Pts. | Avg. |
| 2023-24      |    |    |      |             |     |      |      |     |      |          |     |      | REDSHIRT |    |     |      |    |    |   |    |     |     |      |      |
| 2024-25      | 7  | 0  | 17   | 4           | 6   | .667 | 4    | 6   | .667 | 2        | 3   | .667 | 0        | 2  | 2   | 0.3  | 1  | 0  | 2 | 2  | 0   | 1   | 14   | 2.0  |
| TOTAL        | 7  | 0  | 17   | 4           | 6   | .667 | 4    | 6   | .667 | 2        | 3   | .667 | 0        | 2  | 2   | 0.3  | 1  | 0  | 2 | 2  | 0   | 1   | 14   | 2.0  |

# PLAYERS

6 MYLES FOSTER F • 6-7 • 245 • BROOKLYN, N.Y. (ILLINOIS STATE/MONMOUTH) • GRADUATE

| LAST FIVE GAMES |       |               |     |      |             |     |      |      |     |       |    |     |      |          |    |     |    |   |    |     |     |
|-----------------|-------|---------------|-----|------|-------------|-----|------|------|-----|-------|----|-----|------|----------|----|-----|----|---|----|-----|-----|
|                 | Date  | Opponent      | W/L | Min. | Field Goals |     |      | 3-PT |     |       | FT | FTA | Pct. | Rebounds |    |     |    |   |    |     |     |
|                 |       |               |     |      | FG          | FGA | Pct. | FG   | FGA | Pct.  |    |     |      | OR       | DR | TOT | PF | A | TO | Blk | Stl |
|                 | 12/14 | Memphis       | L   | 1    | 0           | 0   | .000 | 0    | 0   | .000  | 0  | 0   | .000 | 0        | 0  | 0   | 1  | 0 | 0  | 0   | 0   |
|                 | 12/7  | Miami (Fla.)  | W   | 2    | 0           | 1   | .000 | 0    | 0   | .000  | 0  | 0   | .000 | 0        | 0  | 0   | 0  | 0 | 0  | 0   | -6  |
|                 | 12/3  | Kentucky      | W   | 8    | 3           | 4   | .750 | 1    | 1   | 1.000 | 0  | 2   | .000 | 3        | 1  | 4   | 2  | 0 | 0  | 1   | 0   |
|                 | 11/29 | Florida A&M   | W   | 8    | 2           | 4   | .500 | 0    | 0   | .000  | 0  | 1   | .000 | 3        | 1  | 4   | 3  | 1 | 3  | 0   | +5  |
|                 | 11/25 | San Francisco | W   | 3    | 0           | 0   | .000 | 0    | 0   | .000  | 0  | 0   | .000 | 0        | 0  | 0   | 0  | 0 | 0  | 1   | -2  |
|                 |       |               |     |      |             |     |      |      |     |       |    |     |      |          |    |     |    |   |    |     |     |
|                 |       |               |     |      |             |     |      |      |     |       |    |     |      |          |    |     |    |   |    |     |     |

## NOTES

- Played in 32 games and started 31 in his lone season in Bloomington. Averaged 28.5 minutes, 12.4 points, 8.1 rebounds and 1.7 assists for the Redbirds. Finished 52.5 percent from the floor and added 25 blocks and 21 steals.
- Totalled 22 double-digit scoring games, including two 20-point outings. He collected 10 consecutive from Jan. 20 at Missouri State until Feb. 21 against Northern Iowa.
- His best game of the season came at Kentucky when totaled 20 points and 15 rebounds. He finished 8-for-11 from the floor with two assists. Including his performance against Kentucky, Foster added eight double-doubles last year for the Redbirds.
- Played his first three seasons at Monmouth where he totaled 86 games played with 34 starts. He scored 649 points and grabbed 348 rebounds.

## PREVIOUS, PREP AND PERSONAL

- Born February 7, 2001; Son of Ann and Ray Foster; Majoring in athletic leadership.
- He played scholastically at Brooks School in Massachusetts. He helped his team capture the NEPSAC Class B title in 2018, while individually over his years earning two NEPSAC First Team accolades and a pair of All-Independent School League honors. He led his group to a 25-3 record in his last year, and overall helped them to a 88-11 mark in four seasons that included a state title in 2017-18.

## 2024-25 SEASON HIGHS

17 vs. Charleston Southern (11/4/24) .. PTS.....23 at William & Mary (2/25/23)  
6 vs. Charleston Southern (11/4/24) ..... FG.....10, 2x, last vs. Evansville (2/18/24)  
2 vs. Charleston Southern (11/4/24) .... 3FG..... 2 vs. Charleston Southern (11/4/24)  
4 vs. Radford (11/21/24) ..... FT ..... 9, 2x, last vs. Norfolk State (12/9/23)  
3, 2x, last vs. Kentucky (12/3/24).....OR..... 9 at Seton Hall (11/9/22)  
3, 3x, last vs. Radford (11/21/24).....DR..... 13 vs. Northern Iowa (2/21/24)  
5 vs. Saint Francis (11/8/24).....TOT ..... 16 at Bradley (2/24/24)  
1, 2x, last vs. Radford (11/21/24).....AST..... 6 at Syracuse (12/12/22)  
1, 2x, last vs. E. Kentucky (11/12/24)... STL .....5 vs. Delaware (2/2/23)  
2 vs. Charleston Southern (11/4/24) .... BLK..... 4 vs. Iona (1/18/22)  
17 vs. Charleston Southern (11/4/24) .. MIN.....39, 2x, last at Towson (1/14/23)

## CAREER HIGHS

## Player Facts

Major: Athletic Leadership  
Birthday: February 7, 2001  
Instagram: @mylessb

Full bio, game-by-game stats, career stats and NIL opportunities available:

**CLEMSONTIGERS.COM**

## Career Stats

| Year     | GP  | GS | Min. | FG  | FGA | Pct. | FG | FGA | Pct. | FT  | FTA | Pct  | OR  | DR  | TOT | Avg. | PF  | DQ | A   | TO  | Blk | Stl | Pts. | Avg. |
|----------|-----|----|------|-----|-----|------|----|-----|------|-----|-----|------|-----|-----|-----|------|-----|----|-----|-----|-----|-----|------|------|
| 2020-21* | 19  | 0  | 118  | 25  | 48  | .521 | 0  | 0   | .000 | 9   | 16  | .563 | 11  | 17  | 28  | 1.5  | 17  | 0  | 5   | 12  | 3   | 2   | 59   | 3.1  |
| 2021-22* | 34  | 1  | 423  | 75  | 141 | .532 | 0  | 2   | .000 | 29  | 54  | .537 | 49  | 54  | 103 | 3.0  | 41  | 0  | 16  | 25  | 15  | 12  | 179  | 5.3  |
| 2022-23* | 33  | 33 | 986  | 160 | 348 | .460 | 0  | 2   | .000 | 91  | 158 | .576 | 92  | 125 | 217 | 6.6  | 76  | 2  | 59  | 75  | 10  | 40  | 411  | 12.5 |
| 2023-24^ | 32  | 31 | 911  | 155 | 295 | .525 | 1  | 13  | .077 | 85  | 134 | .634 | 83  | 175 | 258 | 8.1  | 64  | 2  | 54  | 51  | 25  | 21  | 396  | 12.4 |
| 2024-25  | 10  | 0  | 79   | 13  | 24  | .542 | 3  | 4   | .750 | 7   | 16  | .438 | 12  | 12  | 24  | 2.4  | 11  | 0  | 3   | 8   | 4   | 3   | 36   | 3.6  |
| TOTAL    | 128 | 65 | 2518 | 428 | 856 | .500 | 4  | 21  | .190 | 221 | 378 | .585 | 247 | 383 | 630 | 4.9  | 209 | 4  | 137 | 171 | 57  | 78  | 1081 | 8.4  |

\* at Monmouth; ^ - at Illinois State

7 CHAUNCEY WIGGINS F • 6-10.5 • 216 • GRAYSON, GA. (GRAYSON) • JUNIOR

| LAST FIVE GAMES |       |              |     |      |             |     |      |      |     |      |    |     |       |          |    |     |    |   |    |     |     |
|-----------------|-------|--------------|-----|------|-------------|-----|------|------|-----|------|----|-----|-------|----------|----|-----|----|---|----|-----|-----|
|                 | Date  | Opponent     | W/L | Min. | Field Goals |     |      | 3-PT |     |      | FT | FTA | Pct.  | Rebounds |    |     |    |   |    |     |     |
|                 |       |              |     |      | FG          | FGA | Pct. | FG   | FGA | Pct. |    |     |       | OR       | DR | TOT | PF | A | TO | Blk | Stl |
|                 | 12/14 | Memphis      | L   | 13   | 0           | 3   | .000 | 0    | 3   | .000 | 0  | 0   | .000  | 0        | 0  | 0   | 0  | 1 | 2  | 0   | 0   |
|                 | 12/7  | Miami (Fla.) | W   | 25   | 2           | 5   | .400 | 1    | 2   | .500 | 0  | 0   | .000  | 1        | 2  | 3   | 1  | 1 | 0  | 1   | 0   |
|                 | 12/3  | Kentucky     | W   | 27   | 4           | 7   | .571 | 2    | 3   | .667 | 2  | 2   | 1.000 | 0        | 4  | 4   | 3  | 1 | 0  | 1   | 0   |
|                 | 11/29 | Florida A&M  | W   | 23   | 3           | 4   | .750 | 3    | 4   | .750 | 6  | 6   | 1.000 | 0        | 2  | 2   | 0  | 1 | 0  | 0   | 0   |
|                 | 11/26 | Penn State   | W   | 24   | 6           | 10  | .600 | 2    | 4   | .500 | 0  | 1   | .000  | 0        | 0  | 0   | 1  | 2 | 2  | 0   | 1   |
|                 |       |              |     |      |             |     |      |      |     |      |    |     |       |          |    |     |    |   |    |     |     |
|                 |       |              |     |      |             |     |      |      |     |      |    |     |       |          |    |     |    |   |    |     |     |

## NOTES

- Appeared in all 36 games for the Tigers last season en route to the Elite Eight. He started a career-best 18 games.
- Averaged career highs in minutes (17.7), points (5.4) and rebounds (2.1) last year.
- Shot 44.2 percent from the floor and 34.9 percent from three. Finished 71.4 percent at the line.
- Finished the year with 10 blocks and six steals.
- Totalled seven double-digit scoring games last season – all in games started.
- Career high 19 points on 8-of-12 shooting in a loss at Memphis (Dec. 16)
- Finished 3-for-6 from three and added seven rebounds and two assists.
- Appeared in 27 games as a freshman, all off of the Tiger bench. He averaged 8.9 minutes per game.
- Averaged 2.4 points, 0.9 rebounds and 0.4 assists per game last season, including two double-digit scoring games.
- Finished the season shooting 44.4 percent from the floor, 40.0 percent from three and 66.7 percent at the foul line.

## PREP AND PERSONAL

- Born February 7, 2004; Son of Lawaynta Dawson-Wiggins and Michael Wiggins; Majoring in parks, recreation, tourism management.
- Wiggins is a forward from Grayson, Ga. and was rated a three-star prospect, according to 247Sports and Rivals.
- Wiggins averaged 12.1 points, 6.6 rebounds, 2.3 assists, 1.2 steals and 1.8 blocks per game last season for Grayson.
- He was high school teammates with current Tiger Ian Schieffelin (Atlanta, Ga./Grayson).
- Wiggins was ranked as the fourth-best player in the 2022 class from the state of Georgia and is a Top 150 player according to 247Sports.
- Wiggins chose Clemson over NC State, Georgia, South Florida and Maryland.

## 2024-25 SEASON HIGHS

16 vs. Radford (11/21/24) ..... PTS.....19 at Memphis (12/16/23)  
7 vs. Radford (11/21/24) ..... FG.....8 at Memphis (12/16/23)  
3 vs. Florida A&M (11/29/24)..... 3FG..... 4 at Miami (Fla.) (1/3/24)  
6 vs. Florida A&M (11/29/24)..... FT ..... 6 vs. Florida A&M (11/29/24)  
2, 2x, last vs. San Francisco (11/25/24) OR..... 2, 2x, last vs. E. Kentucky (11/12/24)  
4 vs. San Francisco (11/25/24) ..... DR..... 5, 3x, last vs. Queens (12/22/23)  
6 vs. San Francisco (11/25/24) ..... TOT ..... 7, 2x, last vs. Louisville (1/30/24)  
2, 2x, last vs. Penn State (11/26/24) .... AST ..... 4 vs. Louisville (1/30/24)  
1, 2x, last at Boise State (11/17/24)..... STL ..... 2 vs. Virginia Tech (1/21/23)  
1, 2x, last at Miami (Fla.) (12/7/24)..... BLK..... 3 vs. Louisville (1/30/24)  
30 at Boise State (11/17/24) ..... MIN.....34 at Memphis (12/16/23)

## CAREER HIGHS

## Player Facts

Major: Parks, Recreation, Tourism Management  
Birthday: February 7, 2004  
Instagram: @chauncey.30

Full bio, game-by-game stats, career stats and NIL opportunities available:

**CLEMSONTIGERS.COM**

## Career Stats

| Year    | GP | GS | Min. | FG  | FGA | Pct. | FG | FGA | Pct. | FT | FTA | Pct. | OR | DR  | TOT | Avg. | PF | DQ | A  | TO | Blk | Stl | Pts. | Avg. |
|---------|----|----|------|-----|-----|------|----|-----|------|----|-----|------|----|-----|-----|------|----|----|----|----|-----|-----|------|------|
| 2022-23 | 27 | 0  | 241  | 24  | 54  | .444 | 14 | 35  | .400 | 2  | 3   | .667 | 2  | 22  | 24  | 0.9  | 13 | 0  | 10 | 6  | 3   | 4   | 64   | 2.4  |
| 2023-24 | 36 | 18 | 639  | 76  | 172 | .442 | 29 | 83  | .349 | 15 | 21  | .714 | 19 | 57  | 76  | 2.1  | 46 | 0  | 33 | 26 | 10  | 6   | 196  | 5.4  |
| 2024-25 | 11 | 11 | 259  | 34  | 77  | .442 | 15 | 38  | .395 | 12 | 16  | .750 | 9  | 21  | 30  | 2.7  | 18 | 1  | 11 | 14 | 2   | 3   | 95   | 8.6  |
| TOTAL   | 74 | 29 | 1139 | 134 | 303 | .442 | 58 | 156 | .372 | 29 | 40  | .725 | 30 | 100 | 130 | 1.8  | 77 | 1  | 54 | 46 | 15  | 13  | 355  | 4.8  |



# PLAYERS

8 DALLAS THOMAS F • 6-9 • 180 • LITTLE ROCK, ARK. (PARKVIEW MAGNET) • FRESHMAN

| LAST FIVE GAMES | Date |  | Opponent | W/L | Min. | Field Goals |     |      | 3-PT |     |      | Rebounds |     |      | PF | A  | TO  | Blk | Stl | +/- | Pts. |
|-----------------|------|--|----------|-----|------|-------------|-----|------|------|-----|------|----------|-----|------|----|----|-----|-----|-----|-----|------|
|                 |      |  |          |     |      | FG          | FGA | Pct. | FG   | FGA | Pct. | FT       | FTA | Pct. | OR | DR | TOT |     |     |     |      |
|                 |      |  |          |     |      |             |     |      |      |     |      |          |     |      |    |    |     |     |     |     |      |

**NOTES**

- Redshirting the 2024-25 season. Will compete as a redshirt freshman in 2025-26.

**HEAD COACH BRAD BROWNELL**

“Dallas is a highly skilled forward with tremendous length that allows him to score at all three levels. I love his size and versatility, which will give me the opportunity to utilize him in a variety of ways in our system. Dallas has a great feel for the game and high IQ, having the benefit of being raised by a father who was a good Division I college player and was coached in high school by Arkansas legend Scottie Thurman.”

**PREP AND PERSONAL**

- Born February 22, 2006; Son of Tamara and Clint Thomas; Majoring in sports communication.
- A 6-9, 180-pound four-star forward who ranked as the No. 67 overall prospect and second in Arkansas in the 2024 class. He was the No. 24 small forward in the class, according to On3.
- As a junior, Thomas nearly averaged a double-double with 16.5 points and 9.4 rebounds along with 2.3 assists and 2.1 blocks. He was named to the SBLive Arkansas All-State Second Team.
- Thomas chose Clemson over Arkansas, LSU, Memphis and Missouri.

| 2024-25 SEASON HIGHS | CAREER HIGHS |
|----------------------|--------------|
| PTS.....             | PTS.....     |
| FG.....              | FG.....      |
| 3FG.....             | 3FG.....     |
| FT.....              | FT.....      |
| OR.....              | OR.....      |
| DR.....              | DR.....      |
| TOT.....             | TOT.....     |
| AST.....             | AST.....     |
| STL.....             | STL.....     |
| BLK.....             | BLK.....     |
| MIN.....             | MIN.....     |

**Player Facts**

Major: Sports Communication  
Birthday: February 22, 2006  
Instagram: @bgadallas

Full bio, game-by-game stats, career stats and NIL opportunities available:

**CLEMSONTIGERS.COM**

| Career Stats |    |    |      | Field Goals |     |      | 3-PT |     |      | Rebounds |     |      | PF | DQ | A   | TO   | Blk | Stl | Pts. | Avg. |
|--------------|----|----|------|-------------|-----|------|------|-----|------|----------|-----|------|----|----|-----|------|-----|-----|------|------|
| Year         | GP | GS | Min. | FG          | FGA | Pct. | FG   | FGA | Pct. | FT       | FTA | Pct. | OR | DR | TOT | Avg. |     |     |      |      |
| 2024-25      |    |    |      |             |     |      |      |     |      |          |     |      |    |    |     |      |     |     |      |      |
| TOTAL        |    |    |      |             |     |      |      |     |      |          |     |      |    |    |     |      |     |     |      |      |

10 DEL JONES G • 6-2.5 • 187 • LANDOVER, MD. (ARIZONA COMPASS PREP (AZ)) • FRESHMAN

| LAST<br>FIVE<br>GAMES | 2022-23 Season |              |     |      |             |     |      |    |     |      |    |     |      |    |    |     |          |   |    |     |     |     |      |
|-----------------------|----------------|--------------|-----|------|-------------|-----|------|----|-----|------|----|-----|------|----|----|-----|----------|---|----|-----|-----|-----|------|
|                       | Game           |              |     |      | Field Goals |     |      |    |     |      |    |     | 3-PT |    |    |     | Rebounds |   |    |     |     |     |      |
|                       | Date           | Opponent     | W/L | Min. | FG          | FGA | Pct. | FG | FGA | Pct. | FT | FTA | Pct. | OR | DR | TOT | PF       | A | TO | Blk | Stl | +/- | Pts. |
|                       | 12/14          | Memphis      | L   | 3    | 0           | 1   | .000 | 0  | 0   | .000 | 0  | 0   | .000 | 0  | 1  | 1   | 1        | 0 | 1  | 0   | 0   | -1  | 0    |
|                       | 12/7           | Miami (Fla.) | W   | 4    | 0           | 0   | .000 | 0  | 0   | .000 | 0  | 0   | .000 | 0  | 0  | 0   | 0        | 0 | 0  | 0   | 0   | -10 | 0    |
|                       | 12/3           | Kentucky     | W   | 11   | 1           | 4   | .250 | 0  | 1   | .000 | 0  | 0   | .000 | 0  | 1  | 1   | 2        | 0 | 0  | 0   | 0   | +4  | 2    |
|                       | 11/29          | Florida A&M  | W   | 10   | 2           | 4   | .500 | 1  | 3   | .333 | 0  | 0   | .000 | 1  | 0  | 1   | 1        | 1 | 0  | 0   | 0   | +1  | 5    |
|                       | 11/26          | Penn State   | W   | 17   | 4           | 6   | .667 | 2  | 3   | .667 | 0  | 0   | .000 | 0  | 1  | 1   | 0        | 2 | 0  | 0   | 0   | -2  | 10   |

**HEAD COACH BRAD BROWNELL**

“Del is a superfast combo guard that has played against a lot of great competition in both high school and on the EYBL circuit. Offensively, he excels in the open court by attacking the paint and creating offense for himself and others. He is an explosive athlete whose competitiveness and toughness impressed our staff. We certainly feel like he has the ability to impact the game on both ends of the floor while at Clemson.”

**PREP AND PERSONAL**

- Born November 24, 2004.
- Son of Whitney Steele.
- Majoring in parks, recreation, tourism management.
- A 6-2, 180-pound four-star point guard and ranked as the No. 66 overall player and No. 14 point guard according to ESPN. He ranked No. 90 overall and No. 7 point guard in the 2024 class, according to 247Sports.
- He played for Team Durant on the EYBL Circuit and averaged 10.8 points, 4.5 assists and 3.5 rebounds per game.
- Jones chose Clemson over Arizona State, Oregon, Seton Hall and West Virginia.

| 2024-25 SEASON HIGHS                             | CAREER HIGHS                                    |
|--|---|
| 10 vs. Penn State (11/26/24).....                | PTS..... 10 vs. Penn State (11/26/24)           |
| 4 vs. Penn State (11/26/24).....                 | FG..... 4 vs. Penn State (11/26/24)             |
| 2, 2x, last vs. Penn State (11/26/24)....        | 3FG..... 2, 2x, last vs. Penn State (11/26/24)  |
| 2 vs. E. Kentucky (11/12/24).....                | FT..... 2 vs. E. Kentucky (11/12/24)            |
| 2 vs. E. Kentucky (11/12/24).....                | OR..... 2 vs. E. Kentucky (11/12/24)            |
| 2, 4x, last vs. San Francisco (11/25/24) DR..... | DR..... 2, 3x, last vs. E. Kentucky (11/12/24)  |
| 4 vs. E. Kentucky (11/12/24).....                | TOT..... 4 vs. E. Kentucky (11/12/24)           |
| 2, 3x, last vs. Penn State (11/26/24)....        | AST..... 2, 3x, last vs. Penn State (11/26/24)  |
| 1, 2x, last vs. E. Kentucky (11/12/24)....       | STL..... 1, 2x, last vs. E. Kentucky (11/12/24) |
| 1 vs. Charleston Southern (11/4/24)....          | BLK..... 1 vs. Charleston Southern (11/4/24)    |
| 22 vs. E. Kentucky (11/12/24).....               | MIN..... 22 vs. E. Kentucky (11/12/24)          |

**Player Facts**

Major: Parks, Recreation, Tourism Management  
Birthday: November 24, 2004  
Instagram: @selfmade.del2x

Full bio, game-by-game stats, career stats and NIL opportunities available:

**CLEMSONTIGERS.COM**

| Career Stats |    |    |      | Field Goals |     |      | 3-PT |     |      | Rebounds |     |      |    |    |     |      |    |    |    |    |     |     |      |      |
|--------------|----|----|------|-------------|-----|------|------|-----|------|----------|-----|------|----|----|-----|------|----|----|----|----|-----|-----|------|------|
| Year         | GP | GS | Min. | FG          | FGA | Pct. | FG   | FGA | Pct. | FT       | FTA | Pct. | OR | DR | TOT | Avg. | PF | DQ | A  | TO | Blk | Stl | Pts. | Avg. |
| 2024-25      | 11 | 0  | 135  | 18          | 41  | .439 | 6    | 20  | .300 | 4        | 6   | .667 | 4  | 13 | 17  | 1.5  | 16 | 0  | 10 | 7  | 1   | 2   | 46   | 4.2  |
| TOTAL        | 11 | 0  | 135  | 18          | 41  | .439 | 6    | 20  | .300 | 4        | 6   | .667 | 4  | 13 | 17  | 1.5  | 16 | 0  | 10 | 7  | 1   | 2   | 46   | 4.2  |



PLAYERS

11 JAEDEN ZACKERY G • 6-1 • 218 • SALEM, WIS. (WESTOSHA CENTRAL/BOSTON COLLEGE) • GRADUATE

| LAST FIVE GAMES | Date  | Opponent     | W/L | Min. | Field Goals |     |      | 3-PT |     |       | FT | FTA | Pct.  | Rebounds |    |     | PF | A | TO | Blk | Stl | +/- | Pts. |
|-----------------|-------|--------------|-----|------|-------------|-----|------|------|-----|-------|----|-----|-------|----------|----|-----|----|---|----|-----|-----|-----|------|
|                 |       |              |     |      | FG          | FGA | Pct. | FG   | FGA | Pct.  |    |     |       | OR       | DR | TOT |    |   |    |     |     |     |      |
|                 | 12/14 | Memphis      | L   | 42   | 3           | 7   | .429 | 3    | 4   | .750  | 2  | 2   | 1.000 | 1        | 2  | 3   | 4  | 2 | 2  | 0   | 2   | -4  | 11   |
|                 | 12/7  | Miami (Fla.) | W   | 36   | 3           | 8   | .375 | 0    | 5   | .000  | 2  | 2   | 1.000 | 2        | 0  | 2   | 2  | 4 | 0  | 0   | 2   | +20 | 8    |
|                 | 12/3  | Kentucky     | W   | 37   | 5           | 12  | .417 | 2    | 4   | .500  | 1  | 2   | .500  | 1        | 0  | 1   | 1  | 2 | 1  | 0   | 4   | +2  | 13   |
|                 | 11/27 | Florida A&M  | W   | 30   | 6           | 11  | .545 | 0    | 3   | .000  | 1  | 1   | 1.000 | 0        | 3  | 3   | 1  | 4 | 1  | 0   | 2   | +23 | 13   |
|                 | 11/26 | Penn State   | W   | 34   | 2           | 4   | .500 | 2    | 2   | 1.000 | 2  | 2   | 1.000 | 0        | 0  | 0   | 3  | 1 | 1  | 0   | 0   | +11 | 8    |

NOTES

- Played and started all 36 games for the Eagles. Finished with a 10.8 scoring average to go along with 3.2 assists and 3.2 rebounds per game. Third on the Eagles in scoring (10.8 points per game; 408 points).
- Averaged the most minutes (33.8) of his career. Shot a career-best 48.4 percent from the field and 40.5 percent from three. Totaled a career-best from the foul line (82.4 percent).
- Collected 22 double-digit scoring games, including four 20-point games. He posted a season-high 22 points against Clemson in the ACC Tournament.
- In 2022-23, he led the Eagles in scoring six times, assists 12, and steals 10 times. Over the final five games of the season, averaged nearly 15.0 points per game while dishing out 3.5 assists at a 2.43:1 assist/turnover clip
- Ranked among the ACC leaders in steals, tying for fourth in steals per game (1.45) and fifth in total steals (48)
- Was one of four players in the ACC to register five or more steals at least three times. Boston College was a perfect 7-0 when Zackery scored 15 or more points.

PREP AND PERSONAL

- Born August 29, 2001; Son of Andrea and Marcus Zackery; Majoring in athletic leadership.
- Was a 2020-21 Third Team NJCAA All-American out of Chipola College in Marianna, Fla.
- Started all 28 games for Chipola at the point guard spot and reached double figures in scoring on 18 occasions.
- Helped guide the Indians to a 23-5 overall record en route to capturing the Panhandle Conference and FCSAA State Tournament titles.
- Averaged 12.5 points, 3.8 rebounds, and 4.2 assists per game last season, while connecting on better than 52% from the floor, 42% from the perimeter, and 82% from the charity stripe.
- Posted a 1.83:1 assist/turnover ratio and a 1.20 steal/turnover ratio.
- Over the final nine games of the season, averaged 17.1 points, 4.0 rebounds, 4.7 assists, and 2.7 steals per game. Chipola went 8-1 during that span, advancing to the semifinals of the 2021 NJCAA Championship.

2024-25 SEASON HIGHS

16 vs. Saint Francis (11/8/24)..... PTS..... 22 vs. Clemson (3/13/24)  
6, 2x, last vs. Florida A&M (11/29/24)...FG.....8, 5x, last vs. Clemson (3/13/24)  
3 vs. Memphis (12/14/24).....3FG.....4, 3x, last vs. Clemson (3/13/24)  
4 at Boise State (11/17/24)..... FT.....9 vs. NC State (12/2/23)  
2 vs. E. Kentucky (11/12/24).....OR.....5 vs. New Hampshire (12/6/22)  
3, 3x, last at Boise State (11/17/24).....DR.....7 vs. Georgia Tech (3/4/23)  
5 vs. E. Kentucky (11/12/24).....TOT.....8, 2x, last vs. Georgia Tech (3/4/23)  
6 vs. Saint Francis (11/8/24).....AST.....8, 2x, last at Vanderbilt (11/29/23)  
4, 2x, last vs. Kentucky (12/3/24).....STL.....5, 2x, last vs. Florida State (2/21/22)  
.....BLK.....1, 14x, last vs. Florida State (2/6/24)  
42 vs. Memphis (12/14/24).....MIN.....44 vs. New Hampshire (12/6/22)

CAREER HIGHS

Player Facts

Major: Athletic Leadership  
Birthday: August 29, 2001  
Instagram: @jaeden\_zackery

Full bio, game-by-game stats, career stats and NIL opportunities available:

CLEMSONTIGERS.COM

Career Stats

| Year     |     |     |      | Field Goals |     |      | 3-PT |     |      |     |     |      | Rebounds |     |     |      |     |    |     |     |     |     |      |      |
|----------|-----|-----|------|-------------|-----|------|------|-----|------|-----|-----|------|----------|-----|-----|------|-----|----|-----|-----|-----|-----|------|------|
|          | GP  | GS  | Min. | FG          | FGA | Pct. | FG   | FGA | Pct. | FT  | FTA | Pct. | OR       | DR  | TOT | Avg. | PF  | DQ | A   | TO  | Blk | Stl | Pts. | Avg. |
| 2021-22* | 33  | 33  | 1137 | 120         | 259 | .463 | 52   | 109 | .477 | 52  | 73  | .712 | 18       | 88  | 106 | 3.2  | 77  | 2  | 89  | 67  | 6   | 57  | 344  | 10.4 |
| 2022-23* | 33  | 31  | 1094 | 122         | 293 | .416 | 31   | 96  | .323 | 79  | 103 | .767 | 28       | 76  | 104 | 3.2  | 78  | 2  | 90  | 65  | 5   | 48  | 354  | 10.7 |
| 2023-24* | 36  | 36  | 1216 | 153         | 316 | .484 | 32   | 79  | .405 | 70  | 85  | .824 | 23       | 96  | 119 | 3.3  | 78  | 0  | 152 | 71  | 3   | 63  | 408  | 11.3 |
| 2024-25  | 11  | 11  | 363  | 34          | 77  | .442 | 11   | 30  | .367 | 17  | 20  | .850 | 10       | 18  | 28  | 2.5  | 25  | 0  | 31  | 11  | 0   | 23  | 96   | 8.7  |
| TOTAL    | 113 | 111 | 3806 | 429         | 945 | .454 | 126  | 314 | .401 | 218 | 281 | .776 | 79       | 278 | 357 | 3.2  | 258 | 4  | 363 | 214 | 14  | 191 | 1202 | 10.6 |

\*- at Boston College

13 ANDREW LATIFF (LUH-tiff) G • 6-5 • 195 • CLEMSON, S.C. (DANIEL HS) • SENIOR

| LAST FIVE GAMES | Date  | Opponent       | W/L | Min. | Field Goals |     |      | 3-PT |     |      | FT | FTA | Pct. | Rebounds |    |     | PF | A | TO | Blk | Stl | +/- | Pts. |
|-----------------|-------|----------------|-----|------|-------------|-----|------|------|-----|------|----|-----|------|----------|----|-----|----|---|----|-----|-----|-----|------|
|                 |       |                |     |      | FG          | FGA | Pct. | FG   | FGA | Pct. |    |     |      | OR       | DR | TOT |    |   |    |     |     |     |      |
|                 | 11/29 | Florida A&M    | W   | 1    | 0           | 0   | .000 | 0    | 0   | .000 | 0  | 0   | .000 | 0        | 0  | 0   | 0  | 0 | 0  | 0   | 0   | +2  | 0    |
|                 | 11/8  | Saint Francis  | W   | 1    | 0           | 0   | .000 | 0    | 0   | .000 | 0  | 0   | .000 | 0        | 0  | 0   | 0  | 0 | 0  | 0   | 0   | +1  | 0    |
|                 | 11/4  | Charleston So. | W   | 2    | 0           | 0   | .000 | 0    | 0   | .000 | 0  | 0   | .000 | 0        | 0  | 0   | 0  | 0 | 0  | 0   | 0   | -5  | 0    |
|                 |       |                |     |      |             |     |      |      |     |      |    |     |      |          |    |     |    |   |    |     |     |     |      |
|                 |       |                |     |      |             |     |      |      |     |      |    |     |      |          |    |     |    |   |    |     |     |     |      |

NOTES

- Appeared in five games in his first season as a walk-on for Clemson.
- Totaled eight minutes and scored first career basket against Queens (Dec. 22)
- Season-high two rebounds in the game.
- Served as a student manager prior to being added to the active roster.

PREP AND PERSONAL

- Born March 1, 2002.
- Son of Catherine and Todd Latiff.
- Majoring in management.
- Attended nearby Daniel High School and served as a team captain. Led team to a 23-6 record — an all-time best for Daniel.
- Selected to play in All Star Tri-County Tip Off Classic.
- Mountain Lakes First Team Selection.
- All-Region runner-up.
- All-Academic team for four years.
- Highest 3-point percentage for Daniel High School.
- Played AAU for Carolina Pressure.

2024-25 SEASON HIGHS

..... PTS..... 2 vs. Queens (12/22/23)  
.....FG.....1 vs. Queens (12/22/23)  
.....3FG.....  
..... FT.....  
.....OR.....1 vs. Queens (12/22/23)  
.....DR.....1, 2x, last vs. New Mexico (3/22/24)  
.....TOT.....2 vs. Queens (12/22/23)  
.....AST.....  
.....STL.....  
.....BLK.....  
2 vs. Charleston Southern (11/4/24) ....MIN.....2, 2x, last vs. Radford (12/29/23)

CAREER HIGHS

Player Facts

Major: Management  
Birthday: March 1, 2002  
Instagram: @a.latiff11

Full bio, game-by-game stats, career stats and NIL opportunities available:

CLEMSONTIGERS.COM

Career Stats

| Year    |    |    |      | Field Goals |     |      | 3-PT |     |      |    |     |      | Rebounds |    |     |      |    |    |   |    |     |     |      |      |
|---------|----|----|------|-------------|-----|------|------|-----|------|----|-----|------|----------|----|-----|------|----|----|---|----|-----|-----|------|------|
|         | GP | GS | Min. | FG          | FGA | Pct. | FG   | FGA | Pct. | FT | FTA | Pct. | OR       | DR | TOT | Avg. | PF | DQ | A | TO | Blk | Stl | Pts. | Avg. |
| 2023-24 | 5  | 0  | 8    | 1           | 4   | .250 | 0    | 3   | .000 | 0  | 0   | .000 | 1        | 3  | 4   | 0.8  | 0  | 0  | 0 | 1  | 0   | 0   | 2    | 0.4  |
| 2024-25 | 3  | 0  | 4    | 0           | 0   | .000 | 0    | 0   | .000 | 0  | 0   | .000 | 0        | 0  | 0   | 0.0  | 1  | 0  | 0 | 0  | 0   | 0   | 0    | 0.0  |
| TOTAL   | 8  | 0  | 12   | 1           | 4   | .250 | 0    | 3   | .000 | 0  | 0   | .000 | 1        | 3  | 4   | 0.5  | 1  | 0  | 0 | 1  | 0   | 0   | 2    | 0.3  |



# PLAYERS

14 CHRISTIAN REEVES C • 7-2 • 253 • CHARLOTTE, N.C. (OAK HILL ACADEMY (VA.)) • R-SOPHOMORE

| LAST FIVE GAMES | Field Goals |              |     |      |    |     |       |      |    |      |      |    |     |      |          |    |    |     |    |   |    |
|-----------------|-------------|--------------|-----|------|----|-----|-------|------|----|------|------|----|-----|------|----------|----|----|-----|----|---|----|
|                 | Date        | Opponent     | W/L | Min. | FG | FGA | Pct.  | 3-PT | FG | FGA  | Pct. | FT | FTA | Pct. | Rebounds | OR | DR | TOT | PF | A | TO |
|                 |             |              |     |      |    |     |       |      |    |      |      |    |     |      |          |    |    |     |    |   |    |
|                 |             |              |     |      |    |     |       |      |    |      |      |    |     |      |          |    |    |     |    |   |    |
|                 |             |              |     |      |    |     |       |      |    |      |      |    |     |      |          |    |    |     |    |   |    |
|                 |             |              |     |      |    |     |       |      |    |      |      |    |     |      |          |    |    |     |    |   |    |
|                 | 12/14       | Memphis      | L   | 5    | 1  | 1   | 1.000 | 0    | 0  | .000 | 0    | 0  | 0   | .000 | 0        | 0  | 0  | 0   | 0  | 0 | 1  |
|                 | 12/7        | Miami (Fla.) | W   | 7    | 0  | 0   | .000  | 0    | 0  | .000 | 0    | 0  | 0   | .000 | 0        | 2  | 2  | 3   | 0  | 0 | 0  |
|                 | 12/3        | Kentucky     | W   | 1    | 0  | 1   | .000  | 0    | 0  | .000 | 0    | 0  | 0   | .000 | 0        | 1  | 1  | 2   | 0  | 0 | 1  |
|                 | 11/29       | Florida A&M  | W   | 7    | 3  | 3   | 1.000 | 0    | 0  | .000 | 0    | 0  | 0   | .000 | 1        | 2  | 3  | 1   | 1  | 1 | 0  |
|                 | 11/26       | Penn State   | W   | 6    | 0  | 0   | .000  | 0    | 0  | .000 | 0    | 0  | 0   | .000 | 0        | 1  | 1  | 1   | 0  | 0 | 0  |

## NOTES

- Missed 13 games due to injury before undergoing right ankle surgery and being ruled out for the remainder of the season in 2023-24.
- Logged a career-high 12 minutes in the season opener against Dartmouth, adding three rebounds and two points.
- Played in 13 games in his rookie season, including six appearances in ACC play.
- Averaged 1.5 points and 1.0 rebounds, hitting 8-of-11 from the field for the season.
- Made his Duke debut in 2022-23 against Jacksonville in the season opener with three points and a pair of rebounds.
- Scored four points and grabbed four rebounds in just three minutes of action against Delaware.
- Scored his first points in ACC play with a dunk against Georgia Tech.
- Tallied a career-high with six points on 3-for-3 shooting from the field in six minutes against Pittsburgh in the ACC Tournament quarterfinals.

## PREP AND PERSONAL

- Born Christian Michael Reeves on December 14, 2003 in Charlotte, N.C.
- Son of Holly and John Reeves. Has a sister, Jessica. His father, John, played college basketball at Belmont Abbey.
- Majoring in human capital education and development.
- A four-star center out of Oak Hill Academy in Mouth of Wilson, Va.
- Ranked as the No. 5 player from the state of North Carolina in his class by ESPN.
- Played in 29 games during the 2021-22 season at Oak Hill, averaging 9.2 points on .639 shooting with 7.4 rebounds.
- Scored in double figures in 12 games as a senior, including each of his final five contests while logging five double-doubles.
- Played for Team CP3 on the Nike EYBL circuit.

## 2024-25 SEASON HIGHS

6 vs. Florida A&M (11/29/24)..... PTS..... 6, 2x, last vs. Florida A&M (11/29/24)  
3 vs. Florida A&M (11/29/24)..... FG..... 3, 2x, last vs. Florida A&M (11/29/24)  
..... 3FG.....  
2 vs. Radford (11/21/24) ..... FT ..... 2 vs. Delaware (11/18/22)  
2 vs. Charleston Southern (11/4/24) ..... OR..... 3, 2x, last vs. Delaware (11/18/22)  
3 vs. Saint Francis (11/8/24)..... DR..... 3 vs. Saint Francis (11/8/24)  
3, 3x, last vs. Florida A&M (11/29/24) .. TOT ..... 4 vs. Delaware (11/18/22)  
1, 2x, last vs. Florida A&M (11/29/24) .. AST ..... 1, 3x, last vs. Florida A&M (11/29/24)  
1, 3x, last vs. Memphis (12/14/24)..... STL ..... 1, 3x, last vs. San Francisco (11/25/24)  
1 vs. San Francisco (11/25/24) ..... BLK..... 1 vs. Dartmouth (11/6/23)  
9 vs. Radford (11/21/24) ..... MIN..... 12 vs. Dartmouth (11/6/23)

## CAREER HIGHS

## Player Facts

Major: Human Capital Education and Development  
Birthday: December 14, 2003  
Instagram: @cmr\_32\_

Full bio, game-by-game stats, career stats and NIL opportunities available:

**CLEMSONTIGERS.com**

## Career Stats

| Year     |    |    |      | Field Goals |     |      | 3-PT |     |      |    |     |      | Rebounds |    |     |      |    |    |   |    |     |     |      |      |
|----------|----|----|------|-------------|-----|------|------|-----|------|----|-----|------|----------|----|-----|------|----|----|---|----|-----|-----|------|------|
|          | GP | GS | Min. | FG          | FGA | Pct. | FG   | FGA | Pct. | FT | FTA | Pct. | OR       | DR | TOT | Avg. | PF | DQ | A | TO | Blk | Stl | Pts. | Avg. |
| 2022-23* | 13 | 0  | 42   | 8           | 11  | .727 | 0    | 0   | .000 | 4  | 6   | .667 | 9        | 3  | 12  | 0.9  | 4  | 0  | 1 | 3  | 0   | 1   | 20   | 1.5  |
| 2023-24* | 3  | 0  | 16   | 2           | 3   | .667 | 0    | 0   | .000 | 1  | 2   | .500 | 1        | 4  | 5   | 1.7  | 3  | 0  | 0 | 2  | 1   | 0   | 5    | 1.7  |
| 2024-25  | 11 | 0  | 64   | 7           | 10  | .700 | 0    | 0   | .000 | 3  | 4   | .750 | 4        | 12 | 16  | 1.5  | 10 | 0  | 2 | 6  | 2   | 3   | 17   | 1.5  |
| TOTAL    | 27 | 0  | 121  | 17          | 24  | .708 | 0    | 0   | .000 | 8  | 12  | .667 | 14       | 20 | 34  | 1.3  | 17 | 0  | 3 | 11 | 3   | 4   | 42   | 1.6  |

\* - at Duke

20 MATT KELLY G • 6-2 • 175 • CHARLESTON, S.C. (PORTER-GAUD HS) • SENIOR

| LAST FIVE GAMES | Field Goals |                |     |      |    |     |      |      |    |      |      |    |     |      |          |    |    |     |    |   |    |
|-----------------|-------------|----------------|-----|------|----|-----|------|------|----|------|------|----|-----|------|----------|----|----|-----|----|---|----|
|                 | Date        | Opponent       | W/L | Min. | FG | FGA | Pct. | 3-PT | FG | FGA  | Pct. | FT | FTA | Pct. | Rebounds | OR | DR | TOT | PF | A | TO |
|                 |             |                |     |      |    |     |      |      |    |      |      |    |     |      |          |    |    |     |    |   |    |
|                 |             |                |     |      |    |     |      |      |    |      |      |    |     |      |          |    |    |     |    |   |    |
|                 |             |                |     |      |    |     |      |      |    |      |      |    |     |      |          |    |    |     |    |   |    |
|                 |             |                |     |      |    |     |      |      |    |      |      |    |     |      |          |    |    |     |    |   |    |
|                 | 11/29       | Florida A&M    | W   | 1    | 0  | 0   | .000 | 0    | 0  | .000 | 0    | 0  | 0   | .000 | 0        | 0  | 0  | 0   | 0  | 0 | 0  |
|                 | 11/8        | Saint Francis  | W   | 1    | 0  | 0   | .000 | 0    | 0  | .000 | 0    | 0  | 0   | .000 | 0        | 1  | 1  | 0   | 0  | 0 | 0  |
|                 | 11/4        | Charleston So. | W   | 2    | 0  | 0   | .000 | 0    | 0  | .000 | 0    | 0  | 0   | .000 | 0        | 0  | 0  | 1   | 0  | 0 | 0  |

## NOTES

- Appeared in five games and totaled nine minutes as a junior.
- Second career steal against Queens (Dec. 22, 2023).
- Played season high 3:34 in win over Radford (Dec. 29, 2023).
- Appeared in six games and totaled seven minutes as a sophomore.
- Scored first career points at North Carolina (Feb. 11, 2023).
- Finished the season 2-for-2 from the field, scoring in two games, including a win over Florida State (Feb. 15, 2023).

## PREP AND PERSONAL

- Born on August 1, 2002.
- Son of Melissa and Tim Kelly.
- Majoring in parks, recreation, tourism management.
- Attended Porter-Gaud High School and lettered in both football and basketball.
- Third year in the basketball program as a walk on.

## 2024-25 SEASON HIGHS

..... PTS..... 2, 2x, last vs. Florida State (2/15/23)  
..... FG..... 1, 2x, last vs. Florida State (2/15/23)  
..... 3FG.....  
..... FT .....  
..... OR.....  
1 vs. Saint Francis (11/8/24)..... DR..... 1, 2x, last 1 vs. Saint Francis (11/8/24)  
1 vs. Saint Francis (11/8/24)..... TOT ..... 1, 2x, last 1 vs. Saint Francis (11/8/24)  
..... AST ..... 1 vs. Richmond (12/17/22)  
..... STL ..... 1, 2x, last vs. Queens (12/22/23)  
..... BLK.....  
2 vs. Charleston Southern (11/4/24) .... MIN..... 3 vs. Radford (12/29/23)

## CAREER HIGHS

## Player Facts

Major: Parks, Recreation, Tourism Management  
Birthday: August 1, 2002  
Instagram: @matt.kelly1

Full bio, game-by-game stats, career stats and NIL opportunities available:

**CLEMSONTIGERS.com**

## Career Stats

| Year    |    |    |      | Field Goals |     |       | 3-PT |     |      |    |     |      | Rebounds |    |     |      |    |    |   |    |     |     |      |      |
|---------|----|----|------|-------------|-----|-------|------|-----|------|----|-----|------|----------|----|-----|------|----|----|---|----|-----|-----|------|------|
|         | GP | GS | Min. | FG          | FGA | Pct.  | FG   | FGA | Pct. | FT | FTA | Pct. | OR       | DR | TOT | Avg. | PF | DQ | A | TO | Blk | Stl | Pts. | Avg. |
| 2022-23 | 6  | 0  | 7    | 2           | 2   | 1.000 | 0    | 0   | .000 | 0  | 0   | .000 | 0        | 1  | 1   | 0.2  | 0  | 0  | 1 | 0  | 0   | 1   | 4    | 0.7  |
| 2023-24 | 5  | 0  | 9    | 0           | 1   | .000  | 0    | 0   | .000 | 0  | 0   | .000 | 0        | 0  | 0   | 0.0  | 0  | 0  | 0 | 1  | 0   | 1   | 0    | 0.0  |
| 2024-25 | 3  | 0  | 4    | 0           | 0   | .000  | 0    | 0   | .000 | 0  | 0   | .000 | 0        | 1  | 1   | 0.3  | 1  | 0  | 0 | 0  | 0   | 0   | 0    | 0.0  |
| TOTAL   | 14 | 0  | 21   | 2           | 3   | .667  | 0    | 0   | .000 | 0  | 0   | .000 | 0        | 2  | 2   | 0.1  | 1  | 0  | 1 | 1  | 0   | 2   | 4    | 0.3  |

# PLAYERS

21 ACE BUCKNER G • 6-3 • 170 • DALLAS, TEXAS (LA LUMIERE SCHOOL (IND.)) • FRESHMAN

| LAST FIVE GAMES | Date |  | Opponent | W/L | Min. | Field Goals |     |      | 3-PT |     |      | Rebounds |     |      | PF | A | TO | Blk | Stl | +/- | Pts. |
|-----------------|------|--|----------|-----|------|-------------|-----|------|------|-----|------|----------|-----|------|----|---|----|-----|-----|-----|------|
|                 |      |  |          |     |      | FG          | FGA | Pct. | FG   | FGA | Pct. | FT       | FTA | Pct. |    |   |    |     |     |     |      |
|                 |      |  |          |     |      |             |     |      |      |     |      |          |     |      |    |   |    |     |     |     |      |

## HEAD COACH BRAD BROWNELL

"Ace is another combo guard who is comfortable playing with or without the basketball in his hands. He's an excellent on-ball defender who, with strength, will excel at that end of the floor. Offensively, he can make threes off the bounce or catch and has a quick first step which helps him play in the paint. As a legacy, he has always had a dream to play at Clemson and we couldn't be more excited about the opportunity to add a player of his caliber."

## PREP AND PERSONAL

- Born March 8, 2005.
- Son of Regina and Greg Buckner
- Majoring in communication.
- A 6-2, 175-pound combo guard who ranked as a three-star, according to On3.
- Buckner is the son of former Littlejohn Legend Greg Buckner who played for the Tigers from 1994-98.
- He averaged 8.8 points per game with All Ohio Red on the EYBL Circuit. Buckner boasted nearly a 2:1 assist/turnover ratio through 24 games on the circuit. He exploded for a 29-point performance at Peach Jam in July.

## 2024-25 SEASON HIGHS

| CAREER HIGHS |       |
|--------------|-------|
| PTS          | ..... |
| FG           | ..... |
| 3FG          | ..... |
| FT           | ..... |
| OR           | ..... |
| DR           | ..... |
| TOT          | ..... |
| AST          | ..... |
| STL          | ..... |
| BLK          | ..... |
| MIN          | ..... |

## Player Facts

Major: Communication  
Birthday: March 8, 2005  
Instagram: @acebuckner\_

Full bio, game-by-game stats, career stats and NIL opportunities available:

**CLEMSONTIGERS.COM**

## Career Stats

| Year    | GP |  | GS | Min. | Field Goals |     |      | 3-PT |     |      | Rebounds |     |      | PF | DQ | A | TO | Blk | Stl | Pts. | Avg. |
|---------|----|--|----|------|-------------|-----|------|------|-----|------|----------|-----|------|----|----|---|----|-----|-----|------|------|
|         |    |  |    |      | FG          | FGA | Pct. | FG   | FGA | Pct. | FT       | FTA | Pct. |    |    |   |    |     |     |      |      |
| 2024-25 |    |  |    |      |             |     |      |      |     |      |          |     |      |    |    |   |    |     |     |      |      |
| TOTAL   |    |  |    |      |             |     |      |      |     |      |          |     |      |    |    |   |    |     |     |      |      |

32 DANIEL NAUSEEF (NAW-seef) F • 6-7 • 220 • CHAMINADE JULIENNE CATHOLIC (OHIO) • SENIOR

| LAST FIVE GAMES | Date  |  | Opponent       | W/L | Min. | Field Goals |     |      | 3-PT |     |      | Rebounds |     |      | PF | A | TO | Blk | Stl | +/- | Pts. |
|-----------------|-------|--|----------------|-----|------|-------------|-----|------|------|-----|------|----------|-----|------|----|---|----|-----|-----|-----|------|
|                 |       |  |                |     |      | FG          | FGA | Pct. | FG   | FGA | Pct. | FT       | FTA | Pct. |    |   |    |     |     |     |      |
|                 | 11/29 |  | Florida A&M    | W   | 1    | 0           | 0   | .000 | 0    | 0   | .000 | 0        | 0   | .000 | 0  | 0 | 0  | 0   | 0   | +1  | 0    |
|                 | 11/8  |  | Saint Francis  | W   | 1    | 0           | 0   | .000 | 0    | 0   | .000 | 0        | 0   | .000 | 0  | 0 | 1  | 0   | 0   | +1  | 0    |
|                 | 11/4  |  | Charleston So. | W   | 2    | 0           | 1   | .000 | 0    | 0   | .000 | 0        | 0   | .000 | 0  | 0 | 0  | 0   | 0   | -5  | 0    |

## NOTES

- Appeared in five games and played nine minutes in 2023-24.
  - Played a season high 3:41 against Queens (Dec. 22).
  - Appeared in seven games and played 10 minutes in 2022-23.
- Scored first career basket in a win over Richmond (Dec. 17). He was assisted by his brother Jack Nauseef on the play.
- Totaled his second basket of the season in home win over Notre Dame (March 4).
  - Collected four rebounds in four separate games.
  - Tallied first career assist in a win over Georgia Tech (Jan. 24). First career block was against Loyola Maryland (Nov. 21) and first career steal was against Notre Dame.
  - Appeared in two games as a freshman in 2021-22.
  - Grabbed first career rebound at Notre Dame (Jan. 12).

## PREP AND PERSONAL

- Born September 29, 2002.
- Son of Carmen and JP Nauseef.
- Majoring in microbiology.

## 2024-25 SEASON HIGHS

| CAREER HIGHS |   |
|--------------|---|
| PTS          | ..... 2, 2x, last vs. Notre Dame (3/4/23)       |
| FG           | ..... 1, 2x, last vs. Notre Dame (3/4/23)       |
| 3FG          | .....   |
| FT           | .....   |
| OR           | ..... 1, 2x, last vs. Notre Dame (3/4/23)       |
| DR           | ..... 1, 4x, last vs. Queens (12/22/23)         |
| TOT          | ..... 1, 6x, last vs. Queens (12/22/23)         |
| AST          | ..... 1 at Georgia Tech (12/21/22)              |
| STL          | ..... 1, 2x, last 1 vs. Saint Francis (11/8/24) |
| BLK          | ..... 1 vs. Loyola Maryland (11/21/22)          |
| MIN          | ..... 4 vs. Queens (12/22/23)                   |

## Player Facts

Major: Microbiology  
Birthday: September 29, 2002  
Instagram: @dnauseef

Full bio, game-by-game stats, career stats and NIL opportunities available:

**CLEMSONTIGERS.COM**

## Career Stats

| Year    | Career Stats |    |      |  | Field Goals |     |      | 3-PT |     |      | Rebounds |     |      |    |    |     |      |    |    |   |    |     |     |      |      |
|---------|--------------|----|------|--|-------------|-----|------|------|-----|------|----------|-----|------|----|----|-----|------|----|----|---|----|-----|-----|------|------|
|         | GP           | GS | Min. |  | FG          | FGA | Pct. | FG   | FGA | Pct. | FT       | FTA | Pct. | OR | DR | TOT | Avg. | PF | DQ | A | TO | Blk | Stl | Pts. | Avg. |
| 2021-22 | 2            | 0  | 2    |  | 0           | 0   | .000 | 0    | 0   | .000 | 0        | 0   | .000 | 1  | 0  | 1   | 0.5  | 0  | 0  | 0 | 0  | 0   | 0   | 0    | 0.0  |
| 2022-23 | 7            | 0  | 8    |  | 2           | 3   | .667 | 0    | 0   | .000 | 0        | 0   | .000 | 1  | 3  | 4   | 0.6  | 2  | 0  | 1 | 1  | 1   | 1   | 4    | 0.6  |
| 2023-24 | 5            | 0  | 9    |  | 0           | 1   | .000 | 0    | 1   | .000 | 0        | 0   | .000 | 0  | 3  | 3   | 0.6  | 2  | 0  | 0 | 0  | 0   | 0   | 0    | 0.0  |
| 2024-25 | 3            | 0  | 4    |  | 0           | 1   | .000 | 0    | 0   | .000 | 0        | 0   | .000 | 0  | 0  | 0   | 0.0  | 0  | 0  | 1 | 0  | 0   | 0   | 0    | 0.0  |
| TOTAL   | 17           | 0  | 23   |  | 2           | 5   | .400 | 0    | 1   | .000 | 0        | 0   | .000 | 2  | 6  | 8   | 0.5  | 4  | 0  | 2 | 1  | 1   | 1   | 4    | 0.2  |





# PLAYERS

35 JACKSON ROBERTS C • 6-11 • 247 • TAMPA, FLA. (IMG ACADEMY) • FRESHMAN

| LAST<br>FIVE<br>GAMES |      |                |     |             |    |     |      |    |     |          |    |     |      |    |    |     |    |   |    |     |     |     |      |
|-----------------------|------|----------------|-----|-------------|----|-----|------|----|-----|----------|----|-----|------|----|----|-----|----|---|----|-----|-----|-----|------|
|                       |      |                |     | Field Goals |    |     | 3-PT |    |     | Rebounds |    |     |      |    |    |     |    |   |    |     |     |     |      |
|                       | Date | Opponent       | W/L | Min.        | FG | FGA | Pct. | FG | FGA | Pct.     | FT | FTA | Pct. | OR | DR | TOT | PF | A | TO | Blk | Stl | +/- | Pts. |
|                       | 11/8 | Saint Francis  | W   | 1           | 0  | 0   | .000 | 0  | 0   | .000     | 0  | 0   | .000 | 0  | 0  | 0   | 1  | 0 | 0  | 0   | 0   | 1   | 0    |
|                       | 11/4 | Charleston So. | W   | 2           | 0  | 1   | .000 | 0  | 0   | .000     | 0  | 0   | .000 | 1  | 0  | 1   | 0  | 0 | 0  | 0   | 0   | -5  | 0    |

- PREP AND PERSONAL**
- Born March 21, 2006.
  - Son of Ashley and Craig Roberts.
  - Majoring in pre-business.
  - A center who will join the Tigers as a walk-on for his freshman season in 2024-25.

| 2024-25 SEASON HIGHS                              | CAREER HIGHS                                      |
|---|---|
| PTS.....  | PTS.....  |
| FG.....   | FG.....   |
| 3FG.....  | 3FG.....  |
| FT.....   | FT.....   |
| 1 vs. Charleston Southern (11/4/24) .....OR.....  | 1 vs. Charleston Southern (11/4/24) .....DR.....  |
| 1 vs. Charleston Southern (11/4/24) .....TOT..... | 1 vs. Charleston Southern (11/4/24) .....AST..... |
| STL.....  | STL.....  |
| BLK.....  | BLK.....  |
| 2 vs. Charleston Southern (11/4/24) .....MIN..... | 2 vs. Charleston Southern (11/4/24) .....MIN..... |

**Player Facts**  
Major: Pre-Business  
Birthday: March 21, 2006.  
Instagram: @jacksonrob06

Full bio, game-by-game stats, career stats and NIL opportunities available:

**CLEMSONTIGERS.COM**

| Career Stats |    |    |      |             |     |      |      |     |      |          |     |      |    |    |     |      |    |    |   |    |     |     |      |      |
|--------------|----|----|------|-------------|-----|------|------|-----|------|----------|-----|------|----|----|-----|------|----|----|---|----|-----|-----|------|------|
|              |    |    |      | Field Goals |     |      | 3-PT |     |      | Rebounds |     |      |    |    |     |      |    |    |   |    |     |     |      |      |
| Year         | GP | GS | Min. | FG          | FGA | Pct. | FG   | FGA | Pct. | FT       | FTA | Pct. | OR | DR | TOT | Avg. | PF | DQ | A | TO | Blk | Stl | Pts. | Avg. |
| 2024-25      | 2  | 0  | 3    | 0           | 1   | .000 | 0    | 0   | .000 | 0        | 0   | .000 | 1  | 0  | 1   | 0.5  | 1  | 0  | 0 | 0  | 0   | 0   | 0    | 0.0  |
| TOTAL        | 2  | 0  | 3    | 0           | 1   | .000 | 0    | 0   | .000 | 0        | 0   | .000 | 1  | 0  | 1   | 0.5  | 1  | 0  | 0 | 0  | 0   | 0   | 0    | 0.0  |

# MISCELLANEOUS STATS

## THE LAST TIME...

|  | CLEMSON   | OPPONENT   |
|--|---|--|
| A player had a triple-double   | 1/26/93 vs. Maryland (Sharone Wright, 12p/14r/10b)  | Never Accomplished                                       |
| A player had a 20-point, 15-rebound game                             | 1/16/24 vs. Georgia Tech (PJ Hall, 31p/17r; Ian Schieffelin 20p/15r)                            | Not accomplished since at least 2010                     |
| A player had a 20-point, 20-rebound game                             | 12/17/90 vs. SC State (Dale Davis, 22p/21r)   | 1/11/06 vs. Wake Forest (Eric Williams, 22p/20r)         |
| A player had 30+ points  | 11/17/24 at Boise State (Chase Hunter, 30)  | 1/10/24 at Virginia Tech (Sean Pedulla, 32)              |
| A player had 40+ points  | 1/24/01 vs. Georgia Tech (Will Solomon, 41)   | 3/12/11 vs. North Carolina (Harrison Barnes, 40)         |
| A player had 50+ points  | 2/17/1916 (J.W. Stribling, 50)  | 2/24/55 at Furman (Darrell Floyd, 56)                    |
| A player had 15+ field goals   | 1/14/87 vs. Furman (Horace Grant, 15)   | 2/24/82 at Duke (Vince Taylor, 16)                       |
| A player had 15+ free throws   | 1/27/13 vs. Virginia Tech (Milton Jennings, 16)   | 3/9/16 vs. Georgia Tech (Marcus Georges-Hunt, 15)        |
| A player had 20+ rebounds  | 12/3/24 vs. Kentucky (Ian Schieffelin, 20)  | 3/6/19 at Notre Dame (John Mooney, 20)                   |
| A player had 15+ assists   | 2/13/02 vs. Wake Forest (Edward Scott, 16)  | 1/10/87 vs. Wake Forest (Tyrone "Mugsey" Bogues, 17)     |
| A player had 6+ steals   | 2/13/16 vs. Georgia Tech (Avry Holmes, 6)   | 2/3/07 at Georgia Tech (Javaris Crittenton, 7)           |
| A player had 8+ blocks   | 2/6/16 vs. Virginia Tech (Landry Nnoko, 8)  | 3/11/94 vs. Duke (Cherokee Parks, 10)                    |
| A player converted a four-point play                                 | 3/5/24 vs. Syracuse (Joseph Girard III, 5:42 2H)  | 11/29/24 vs. Florida A&M (Shaqir O'Neal, 8:12 1H)        |
| A player was perfect from the field (min. 10 FGA)                    | Never Accomplished  | 3/8/92 at Georgia Tech (Matt Geiger, 10-10)              |
| A player was perfect from the foul line (min. 10 FTA)                | 2/24/23 vs. Florida State (Joseph Girard III, 10-10)  | 11/21/18 vs. Creighton (Ty-Son Alexander, 11-11)         |
| A team scored 100+ points  | 12/22/23 vs. Queens (109)   | 2/5/17 vs. Florida State (109)                           |
| A team scored less than 40   | 1/23/18 at Virginia (36)  | 12/2/20 vs. SC State (38)                                |
| A team had 25+ assists   | 11/24/23 vs. Alcorn State (26)  | 2/1/68 vs. Georgia Tech (35)                             |
| A team had 50+ rebounds  | 12/18/21 vs. South Carolina (51)  | 11/11/22 at South Carolina (50)                          |
| A team shot .650+ from the field                                     | 2/22/20 at Boston College (.689)  | 2/5/17 at Florida State (.661)                           |
| A team did not miss a free throw (min. 10 FTA)                       | 12/29/23 vs. Radford (14-14)  | 3/13/24 vs. Boston College (16-16)                       |
| A team did not make a three-pointer                                  | 1/26/19 at NC State (0-7)   | 2/1/06 at Florida State (0-9)                            |
| A team had two players score 30+ points                              | 2/13/02 vs. Wake Forest (Stockman, 30; Scott, 30)   | 1/9/80 vs. Duke (Banks, 31; Gminski, 30)                 |
| A team had two players score 25+ points                              | 1/13/24 vs. Boston College (Hall, 26; Girard III 26)  | 1/30/18 vs. North Carolina (Johnson, 32; Berry, 27)      |
| A team had two players score 20+ points                              | 3/5/24 vs. Syracuse (Hall, 25; Girard III, 21)  | 12/14/24 vs. Memphis (Hunter 23; Rogers 22)              |
| A team had three players score 20+ points                            | 3/4/06 vs. Georgia Tech (Hamilton, 24; Akingbala 22; Robinson, 22)                              | 1/3/24 at Miami (Fla.) (Pack 25, Omier 23, Cleveland 23) |
| A team had two double-doubles  | 2/27/24 vs. Pittsburgh (Schieffelin, Hall)  | 1/17/23 at Wake Forest (Carr, Hildreth)                  |
| A team had three double-doubles                                      | 1/11/14 vs. Duke (McDaniels, Blossomgame, Nnoko)  | 2/28/90 vs. Duke (Henderson, Hurley, Laettner)           |
| A team had six players score 10+ points                              | 12/14/21 vs. Miami (Oh.) (W, 89-76)   | 12/2/01 vs. Duke (L, 80-96)                              |
| Played an overtime game .....  | 12/14/24 vs. Memphis (82-87)  |  |
| Played a double-overtime game .....                                  | 1/16/24 vs. Georgia Tech (90-93); 11/29/22 vs. Penn State (101-94); 3/2/14 vs. Maryland (77-73) |  |
| Played a triple-overtime game .....                                  | 2/18/84 vs. Maryland (65-66)  |  |
| Clemson was ranked (AP Poll) .....                                   | December 9, 2024 (16)   |  |
| Clemson played a ranked opponent (AP Poll) .....                     | vs. No. 4 Kentucky (70-66) on December 3, 2024  |  |
| Clemson played a ranked opponent on the road (AP Poll) .....         | at No. 3 North Carolina (80-76) on Feb. 6, 2024   |  |
| Clemson defeated a ranked opponent (AP Poll) .....                   | vs. No. 4 Kentucky (70-66) on December 3, 2024  |  |
| Clemson defeated a ranked opponent on the road (AP Poll) .....       | at No. 3 North Carolina (80-76) on Feb. 6, 2024   |  |
| Clemson defeated a ranked opponent in the postseason (AP Poll) ..... | vs. No. 9 Arizona (77-72) on March 28, 2024 (NCAA Tournament Sweet 16)                          |  |
| Clemson lost to a ranked opponent (AP Poll) .....                    | vs. No. 19 Alabama (82-89) on March 30, 2024 (NCAA Tournament Elite Eight)                      |  |
| Clemson faced No. 1 (AP Poll) .....                                  | vs. Duke (68-87) on January 5, 2019   |  |
| Clemson defeated No. 1 (AP Poll) .....                               | vs. North Carolina (75-65) on February 18, 2001   |  |
| Clemson defeated Top 5 (AP Poll) .....                               | vs. No. 4 Kentucky (70-66) on December 3, 2024  |  |
| Clemson defeated Top 10 (AP Poll) .....                              | vs. No. 4 Kentucky (70-66) on December 3, 2024  |  |

## MISCELLANEOUS STATS

**Dunks (17):** Chase Hunter (3), Viktor Lakhin (5), Christian Reeves (3), Ian Schieffelin (4), Chauncey Wiggins (2)

**Charges Taken (9):** Chase Hunter (1), Dillon Hunter (1), Ian Schieffelin (1), Jaeden Zackery (6)

**20-Point Games (2):** Chase Hunter (1), Viktor Lakhin (1)

**30-Point Games (1):** Chase Hunter (1)

**Double-Doubles (7):** Viktor Lakhin (2), Ian Schieffelin (5)

**Double Figure Scoring (39):** Myles Foster (1), Chase Hunter (10), Dillon Hunter (3), Del Jones (1), Viktor Lakhin (7), Ian Schieffelin (8), Chauncey Wiggins (5), Jaeden Zackery (4)

**Double Figure Rebounding (9):** Viktor Lakhin (2), Ian Schieffelin (7)

**Led Clemson in Scoring (no ties):** Chase Hunter (2), Viktor Lakhin (1), Ian Schieffelin (2), Chauncey Wiggins (1), Jaeden Zackery (1)

**Led Clemson in Rebounding (no ties):** Viktor Lakhin (2), Ian Schieffelin (9)

**Led Clemson in Assists (no ties):** Chase Hunter (1), Dillon Hunter (1), Ian Schieffelin (3), Jaeden Zackery (3)

**Consecutive Field Goals Made:** 6 by Ian Schieffelin vs. Saint Francis (11/8/24)

**Consecutive Points Scored:** 9 by Chase Hunter vs. Charleston Southern (11/4/24)

**Consecutive Free Throws Made:** 14 by Chase Hunter (11/26/24 to 12/3/24)

**Consecutive Three-Pointers Made:** 3 by Chase Hunter vs. Charleston Southern (11/4/24)

**Largest Lead:** 36 vs. Charleston Southern (11/4/24)

**Largest Deficit:** 16 at Boise State (11/17/24)

**Largest Halftime Deficit:** 5 vs. San Francisco (11/25/24)

**Largest Deficit Overcome for Victory:** 7 vs. San Francisco (11/25/24); 7 vs. Penn State (11/26/24)

**Most Consecutive Clemson Points:** 15 vs. Eastern Kentucky (11/12/24)

**Most Consecutive Opponent Points:** 12 vs. Saint Francis (11/8/24); 12 vs. Eastern Kentucky (11/12/24)

## CLEMSON'S RECORD...

|  |     |
|--|-----|
| Overall .....                              | 9-2 |
| At home .....                              | 6-1 |
| On the road .....                          | 1-1 |
| At neutral sites .....                     | 2-0 |
| In overtime .....                          | 0-1 |
| Vs. ranked opponents .....                 | 1-0 |
| In games decided by 3 points or less ..... | 0-0 |
| In games decided by 5 points or less ..... | 1-1 |
| In games decided by 7 or more points ..... | 8-1 |
| When leading at halftime .....             | 8-0 |
| When trailing at halftime .....            | 1-2 |
| When tied at halftime .....                | 0-0 |
| When leading with 5:00 left .....          | 9-1 |
| When trailing with 5:00 left .....         | 0-1 |
| When leading with 1:00 left .....          | 9-1 |
| When trailing with 1:00 left .....         | 0-1 |
| When shooting 50% or better .....          | 3-0 |
| When opponent shoots less than 50% .....   | 9-0 |
| When scoring 70 or more points .....       | 8-2 |
| When winning the rebound margin .....      | 6-0 |
| When winning the turnover margin .....     | 7-2 |
| When winning points in the paint .....     | 6-1 |
| When winning bench points .....            | 4-1 |
| In November .....                          | 7-1 |
| In December .....                          | 2-1 |
| In January .....                           | 0-0 |
| In February .....                          | 0-0 |
| In March .....                             | 0-0 |

## 2024-25 STARTING LINEUPS (1)

| Lineup # | Game # | G         | G       | G/F     | F           | C      | G  | W-L | PCT. |
|----------|--------|-----------|---------|---------|-------------|--------|----|-----|------|
| 1        | 1-11   | C. Hunter | Zackery | Wiggins | Schieffelin | Lakhin | 11 | 9-2 | .818 |



# SUPERLATIVE STATS

## INDIVIDUAL GAME HIGHS/INDIVIDUAL HIGHS UNDER BROWNELL

*italic indicates all-time under Coach Brownell*

| CLEMSON        |  | OPPONENT       |   |
|----------------|--|----------------|---|
|                | <b>HIGHS</b>   |                | <b>HIGHS</b>  |
| Points         | 30, Chase Hunter, 11/17/24 at Boise State<br><i>33, Jaron Blossomgame, 2/20/16 at NC State</i>   | Points         | 23, 2x, last by Tyrese Hunter, 12/14/24 vs. Memphis<br><i>40, Harrison Barnes, 3/12/11 vs. North Carolina</i>                                   |
| FG             | 12, Chase Hunter, 11/17/24 at Boise State<br><i>13, Jaron Blossomgame, last on 2/8/16 vs. Notre Dame</i>   | FG             | 10, Devontae Blanton, 11/12/24 vs. Eastern Kentucky<br><i>12, last by Landers Nolley II, 11/5/19 vs. Virginia Tech</i>                          |
| FGA            | 21, Chase Hunter, 11/17/24 at Boise State<br><i>24, KJ McDaniels, 2/11/14 at Notre Dame</i>  | FGA            | 15, 2x, last by Devontae Blanton, 11/12/24 vs. Eastern Kentucky<br><i>23, Landers Nolley II, 11/5/19 vs. Virginia Tech</i>                      |
| FG Perfection  | 4, Viktor Lakhin, 11/8/24 vs. Saint Francis<br><i>7, last by Ian Schieffelin, 3/4/23 vs. Notre Dame</i>  | FG Perfection  | 2, Junjie Wang, 11/25/24 vs. San Francisco<br><i>8, Mark Williams, 2/10/22 vs. Duke</i>   |
| 3FG            | 4, Chase Hunter, 11/17/24 at Boise State<br><i>8, Marcquise Reed, 2/21/18 at Virginia Tech*</i>  | 3FG            | 7, Tyrese Hunter, 12/14/24 vs. Memphis<br><i>8, Lamar Peters, 12/8/18 vs. Mississippi State</i>   |
| 3FGA           | 8, 2x, last by Ian Schieffelin, 12/3/24 vs. Kentucky<br><i>20, Marcquise Reed, 2/21/18 at Virginia Tech</i>  | 3FGA           | 11, Tyrese Hunter, 12/14/24 vs. Memphis<br><i>16, Claudell Harris Jr., 3/13/24 vs. Boston College</i>   |
| 3FG Perfection | 3, Chase Hunter, 11/4/24 vs. Charleston Southern<br><i>5, Gabe DeVoe, 11/24/17 vs. Texas Southern</i>  | 3FG Perfection | 1, 3x, last by Junjie Wang, 11/25/24 vs. San Francisco<br><i>5, last by Chris Childs, 11/15/21 vs. Bryant</i>                                   |
| FT             | 6, 3x, last by Chase Hunter, 12/3/24 vs. Kentucky<br><i>16, Milton Jennings, 1/27/13 vs. Virginia Tech</i>   | FT             | 7, O'Mar Stanley/Andrew Meadow, 11/17/24 at Boise State<br><i>15, Marcus Georges-Hunt, 3/9/16 at Georgia Tech</i>                               |
| FTA            | 7, 2x, last by Chase Hunter, 11/26/24 vs. Penn State<br><i>18, Milton Jennings, 1/27/13 vs. Virginia Tech</i>  | FTA            | 8, 3x, last by PJ Haggerty, 12/14/24 vs. Memphis<br><i>16, Marcus Georges-Hunt, 3/9/16 at Georgia Tech</i>                                      |
| FT Perfection  | 6, Chauncey Wiggins, 11/29/24 vs. Florida A&M; Chase Hunter, 12/3/24 vs. Kentucky<br><i>10, Brevin Galloway, 2/25/23 at NC State; Joseph Girard III, 2/24/24 vs. Florida State</i> | FT Perfection  | 4, 2x, last by Nicholas Jourdain, 12/14/24 vs. Memphis<br><i>8, Sean Pedulla, 1/10 at Virginia Tech; Tae Davis, 3/2 at Notre Dame</i>           |
| Rebounds       | 20, Ian Schieffelin, 12/3/24 vs. Kentucky<br><i>20, Ian Schieffelin, 12/3/24 vs. Kentucky</i>  | Rebounds       | 12, Tajé' Kelly, 11/4/24 vs. Charleston Southern<br><i>20, John Mooney, 3/9/19 at Notre Dame</i>  |
| Offensive Reb. | 8, Ian Schieffelin, 12/3/24 vs. Kentucky<br><i>9, Ian Schieffelin, 11/7 vs. The Citadel; PJ Hall, 1/16/24 vs. Georgia Tech</i>   | Offensive Reb. | 4, 3x, last by Moussa Cisse/PJ Haggerty, 12/14/24 vs. Memphis<br><i>8, Jordan Murphy, 11/30/15 at Minnesota</i>                                 |
| Assists        | 8, Ian Schieffelin, 11/26/24 vs. Penn State<br><i>11, last by Chase Hunter, 2/22/23 vs. Syracuse</i>   | Assists        | 11, Ace Baldwin Jr., 11/26/24 vs. Penn State<br><i>13, Kendall Marshall, 2/18/12 at North Carolina</i>  |
| Blocks         | 4, Viktor Lakhin, 12/3/24 vs. Kentucky<br><i>8, last by Landry Nnoko, 2/6/16 at Virginia Tech</i>  | Blocks         | 3, Yanic Konan Niederhauser, 11/26/24 vs. Penn State; Amari Williams, 12/3/24 vs. Kentucky<br><i>7, James Banks III, 2/6/19 at Georgia Tech</i> |
| Steals         | 4, 3x, last by Jaeden Zackery, 12/3/24 vs. Kentucky<br><i>6, Avry Holmes, 2/13/16 vs. Georgia Tech</i>   | Steals         | 3, Brandon Macclin, 11/21/24 vs. Radford<br><i>6, Makai Ashton-Longford, 1/31/23 at Boston College</i>  |
| Minutes        | 41, Jaeden Zackery, 12/14/24 vs. Memphis<br><i>^^48, KJ McDaniels, 3/2/14 vs. Maryland</i>   | Minutes        | 44, PJ Haggerty, 12/14/24 vs. Memphis<br><i>^^50, Eric Atkins, 2/11/14 at Notre Dame</i>  |

^ - denotes one overtime period, \* - denotes school record

## 2024-25 TEAM HIGHS & LOWS

| CLEMSON         |                                    | OPPONENT        |   |
|-----------------|------------------------------------|-----------------|---|
|                 | <b>HIGHS</b>                       |                 | <b>LOWS</b>                                     |
| Points          | 91, 11/4 vs. Charleston Southern   | Points          | 87, 12/14 vs. Memphis                           |
| 1st Half Points | 48, 11/4 vs. Charleston Southern   | 1st Half Points | 36, 11/17 at Boise State; 11/26 vs. Penn State  |
| 2nd Half Points | 48, 11/29 vs. Florida A&M          | 2nd Half Points | 48, 11/17 at Boise State                        |
| 1st Half FG%    | 57.7, 11/26 vs. Penn State         | 1st Half FG%    | 51.7, 11/26 vs. Penn State                      |
| 2nd Half FG%    | 64.3, 11/25 vs. San Francisco      | 2nd Half FG%    | 51.9, 11/8 vs. Saint Francis; 12/14 vs. Memphis |
| Scoring Margin  | +29, 11/21 vs. Radford             | FG              | 31, 12/14 vs. Memphis                           |
| FG              | 33, 11/8 vs. Saint Francis         | FGA             | 63, 12/3 vs. Kentucky                           |
| FGA             | 68, 11/17 at Boise State           | FG%             | 51.7, 12/14 vs. Memphis                         |
| FG%             | 58.9, 11/8 vs. Saint Francis       | 3FG             | 12, 12/14 vs. Memphis                           |
| 3FG             | 12, 11/8 vs. Saint Francis         | 3FGA            | 27, 12/3 vs. Kentucky                           |
| 3FGA            | 31, 12/14 vs. Memphis              | 3FG% (Min. 10)  | 48.0, 12/14 vs. Memphis                         |
| 3FG% (Min. 10)  | 52.4, 11/4 vs. Charleston Southern | FT              | 27, 11/17 at Boise State                        |
| FT              | 18, 11/21 vs. Radford              | FTA             | 30, 11/17 at Boise State                        |
| FTA             | 24, 11/4 vs. Charleston Southern   | FT% (Min. 10)   | 90.0, 11/17 at Boise State                      |
| FT% (Min. 10)   | 85.0, 11/29 vs. Florida A&M        | Rebounds        | 44, 12/3 vs. Kentucky                           |
| Rebounds        | 44, 12/3 vs. Kentucky              | Offensive Reb.  | 15, 12/3 vs. Kentucky                           |
| Offensive Reb.  | 19, 11/12 vs. Eastern Kentucky     | Rebound Margin  | +17, 11/25 vs. San Francisco                    |
| Rebound Margin  | +17, 11/25 vs. San Francisco       | Assists         | 19, 11/8 vs. Saint Francis                      |
| Assists         | 19, 11/8 vs. Saint Francis         | Turnovers       | 16, 11/8 vs. Saint Francis                      |
| Turnovers       | 16, 11/8 vs. Saint Francis         | Blocks          | 9, 12/3 vs. Kentucky                            |
| Blocks          | 9, 12/3 vs. Kentucky               | Steals          | 12, 11/8 vs. Saint Francis                      |
| Steals          | 12, 11/8 vs. Saint Francis         | Fouls           | 24, 11/17 at Boise State                        |
| Fouls           | 24, 11/17 at Boise State           |                 |   |

## TEAM HIGHS & LOWS UNDER BROWNELL

| CLEMSON         |  | OPPONENT        |                                      |
|-----------------|--|-----------------|--------------------------------------|
|                 | <b>HIGHS</b>                             |                 | <b>LOWS</b>                          |
| Points          | 109, 12/22/23 vs. Queens                 | Points          | 109, 2/5/17 at Florida State         |
| 1st Half Points | 69, 12/22/23 vs. Queens                  | 1st Half Points | 51, 2/5/17 at Florida State          |
| 2nd Half Points | 56, last on 1/16/18 at North Carolina    | 2nd Half Points | 60, 1/3/24 at Miami (Fla.)           |
| 1st Half FG%    | 71.1, 12/22/23 vs. Queens                | 1st Half FG%    | 64.0, 3/4/12 at Florida State        |
| 2nd Half FG%    | 85.0, 1/12/11 vs. Georgia Tech           | 2nd Half FG%    | 75.0, 1/3 at Miami (Fla.)            |
| Scoring Margin  | +45, 11/14/14 vs. Florida A&M            | FG              | 41, 2/5/17 at Florida State          |
| FG              | 43, 12/22/23 vs. Queens                  | FGA             | 79, 3/2/14 vs. Maryland              |
| FGA             | 73, 3/4/12 at Florida State              | FG%             | 66.1, 2/5/17 at Florida State        |
| FG%             | 69.2, 1/12/11 vs. Georgia Tech           | 3FG             | 19, 12/8/18 vs. Mississippi State    |
| 3FG             | 15, 1/30/18 vs. North Carolina           | 3FGA            | 42, 12/22/23 vs. Queens              |
| 3FGA            | 36, last on 2/21/18 at Virginia Tech     | 3FG% (Min. 10)  | 72.7, 2/7/12 vs. Maryland            |
| 3FG% (Min. 10)  | 78.6, 1/12/11 vs. Georgia Tech           | FT              | 25, last on 2/15/22 at Florida State |
| FT              | 32, 1/10/16 vs. Louisville               | FTA             | 35, 1/22/11 at Maryland              |
| FTA             | 46, 11/12/10 vs. Western Carolina        | FT% (Min. 10)   | 100.0, 3/13/24 vs. Boston College    |
| FT% (Min. 10)   | 100.0, 1/31/23 at Boston College (16-16) | Rebounds        | 63, 3/2/14 vs. Maryland              |
| Rebounds        | 51, last on 12/18/21 vs. South Carolina  | Offensive Reb.  | 24, 1/10/16 vs. Louisville           |
| Offensive Reb.  | 23, last on 12/13/16 vs. SC State        | Assists         | 26, 2/5/17 at Florida State          |
| Rebound Margin  | +32, 12/29/23 vs. Radford                | Turnovers       | 25, 1/1/13 vs. The Citadel           |
| Assists         | 28, 2/22/23 vs. Syracuse                 | Blocks          | 11, 12/22/21 at Virginia             |
| Turnovers       | 22, 2/5/17 at Florida State              | Steals          | 17, 12/12/20 vs. Alabama             |
| Blocks          | 12, last on 11/17/13 vs. South Carolina  | Fouls           | 32, 11/12/10 vs. Western Carolina    |
| Steals          | 16, 1/1/13 vs. The Citadel               |                 |                                      |
| Fouls           | 26, 1/17/23 at Wake Forest               |                 |                                      |



# GAME-BY-GAME RESULTS

| Opponent              | Score     | By Periods      | FGM-A-Pct.        | 3FGM-A-Pct        | FTM-A-Pct.        | Reb (O-D)         | PF-DQ       | A         | TO        | BS       | S         | 1H-FG%       | 2H-FG%      | Bench     |
|-----------------------|-----------|-----------------|-------------------|-------------------|-------------------|-------------------|-------------|-----------|-----------|----------|-----------|--------------|-------------|-----------|
| H-Charleston Southern | 64        | 24-40           | 20-50-.400        | 11-25-.440        | 13-27-.481        | 34 (11-23)        | 18-0        | 13        | 18        | 0        | 5         | .333         | .462        | 13        |
| <b>Clemson</b>        | <b>91</b> | <b>48-43</b>    | <b>32-65-.492</b> | <b>11-21-.524</b> | <b>16-24-.667</b> | <b>40 (13-27)</b> | <b>20-0</b> | <b>16</b> | <b>7</b>  | <b>6</b> | <b>9</b>  | <b>.485</b>  | <b>.500</b> | <b>40</b> |
| H-Saint Francis       | 62        | 20-42           | 22-56-.393        | 8-20-.400         | 10-14-.714        | 24 (7-17)         | 14-0        | 9         | 16        | 0        | 10        | .276         | .519        | 22        |
| <b>Clemson</b>        | <b>88</b> | <b>41-47</b>    | <b>33-56-.589</b> | <b>12-27-.444</b> | <b>10-17-.588</b> | <b>36 (8-28)</b>  | <b>16-0</b> | <b>19</b> | <b>16</b> | <b>4</b> | <b>12</b> | <b>.5552</b> | <b>.630</b> | <b>24</b> |
| H-Eastern Kentucky    | 62        | 36-26           | 26-61-.426        | 6-25-.240         | 4-5-.800          | 32 (13-19)        | 18-0        | 5         | 15        | 5        | 6         | .389         | .480        | 14        |
| <b>Clemson</b>        | <b>75</b> | <b>42-33</b>    | <b>28-61-.459</b> | <b>7-24-.292</b>  | <b>12-19-.632</b> | <b>41 (19-22)</b> | <b>10-0</b> | <b>17</b> | <b>13</b> | <b>4</b> | <b>8</b>  | <b>.457</b>  | <b>.462</b> | <b>15</b> |
| A-Boise State         | 84        | 36-48           | 25-55-.455        | 7-24-.292         | 27-30-.900        | 42 (11-31)        | 17-0        | 14        | 12        | 3        | 5         | .385         | .517        | 21        |
| <b>Clemson</b>        | <b>71</b> | <b>35-36</b>    | <b>25-68-.368</b> | <b>6-25-.240</b>  | <b>15-20-.750</b> | <b>34 (14-20)</b> | <b>24-0</b> | <b>8</b>  | <b>8</b>  | <b>1</b> | <b>7</b>  | <b>.412</b>  | <b>.324</b> | <b>8</b>  |
| H-Radford             | 51        | 26-25           | 17-55-.309        | 4-20-.200         | 13-19-.684        | 31 (11-20)        | 22-0        | 2         | 11        | 1        | 9         | .321         | .296        | 37        |
| <b>Clemson</b>        | <b>79</b> | <b>38-41</b>    | <b>25-49-.510</b> | <b>11-23-.478</b> | <b>18-22-.818</b> | <b>36 (6-30)</b>  | <b>18-0</b> | <b>12</b> | <b>11</b> | <b>4</b> | <b>5</b>  | <b>.542</b>  | <b>.480</b> | <b>30</b> |
| N-San Francisco       | 55        | 29-26           | 20-51-.392        | 8-24-.333         | 7-7-1.000         | 23 (5-18)         | 15-0        | 12        | 13        | 0        | 5         | .458         | .333        | 19        |
| <b>Clemson</b>        | <b>70</b> | <b>24-46</b>    | <b>28-58-.483</b> | <b>7-17-.412</b>  | <b>7-10-.700</b>  | <b>40 (14-26)</b> | <b>14-0</b> | <b>14</b> | <b>12</b> | <b>2</b> | <b>7</b>  | <b>.333</b>  | <b>.643</b> | <b>19</b> |
| N-Penn State          | 67        | 36-31           | 26-56-.464        | 4-18-.222         | 11-15-.733        | 34 (10-24)        | 19-0        | 18        | 17        | 5        | 5         | .517         | .407        | 13        |
| <b>Clemson</b>        | <b>75</b> | <b>38-37</b>    | <b>25-57-.439</b> | <b>9-19-.474</b>  | <b>16-20-.800</b> | <b>34 (11-23)</b> | <b>15-0</b> | <b>17</b> | <b>13</b> | <b>3</b> | <b>7</b>  | <b>.577</b>  | <b>.323</b> | <b>12</b> |
| H-Florida A&M         | 58        | 32-26           | 23-55-.418        | 11-26-.423        | 1-6-.167          | 27 (7-20)         | 16-0        | 11        | 16        | 1        | 7         | .448         | .385        | 40        |
| <b>Clemson</b>        | <b>86</b> | <b>38-48</b>    | <b>30-60-.500</b> | <b>9-25-.360</b>  | <b>17-20-.850</b> | <b>41 (13-28)</b> | <b>9-0</b>  | <b>15</b> | <b>9</b>  | <b>1</b> | <b>9</b>  | <b>.448</b>  | <b>.548</b> | <b>25</b> |
| H-Kentucky            | 66        | 30-36           | 24-63-.381        | 7-27-.259         | 11-18-.611        | 44 (15-29)        | 20-0        | 11        | 12        | 6        | 6         | .313         | .452        | 7         |
| <b>Clemson</b>        | <b>70</b> | <b>37-33</b>    | <b>24-65-.369</b> | <b>8-25-.320</b>  | <b>14-19-.737</b> | <b>44 (15-29)</b> | <b>15-0</b> | <b>13</b> | <b>8</b>  | <b>9</b> | <b>6</b>  | <b>.342</b>  | <b>.407</b> | <b>15</b> |
| A-Miami (Fla.)        | 55        | 24-31           | 23-56-.411        | 4-25-.160         | 5-6-.833          | 36 (12-24)        | 11-0        | 5         | 13        | 2        | 3         | .407         | .414        | 31        |
| <b>Clemson</b>        | <b>65</b> | <b>25-40</b>    | <b>23-58-.397</b> | <b>9-27-.333</b>  | <b>10-12-.833</b> | <b>34 (12-22)</b> | <b>12-0</b> | <b>10</b> | <b>7</b>  | <b>3</b> | <b>4</b>  | <b>.323</b>  | <b>.481</b> | <b>7</b>  |
| H-Memphis             | 87        | 33-39-15        | 31-60-.517        | 12-25-.480        | 13-17-.765        | 34 (10-24)        | 16-1        | 17        | 16        | 3        | 5         | .500         | .571        | 13        |
| <b>Clemson</b>        | <b>82</b> | <b>32-40-10</b> | <b>30-67-.448</b> | <b>10-31-.323</b> | <b>12-15-.800</b> | <b>33 (12-21)</b> | <b>16-0</b> | <b>16</b> | <b>13</b> | <b>3</b> | <b>6</b>  | <b>.382</b>  | <b>.519</b> | <b>14</b> |



# SEASON STATISTICS



## 2024-25 Clemson Men's Basketball Combined Team Statistics All games

Page 1/1  
as of Dec 14, 2024

### Game Records

| Record         | Overall | Home | Away | Neutral |
|----------------|---------|------|------|---------|
| ALL GAMES      | 9-2     | 6-1  | 1-1  | 2-0     |
| CONFERENCE     | 1-0     | 0-0  | 1-0  | 0-0     |
| NON-CONFERENCE | 8-2     | 6-1  | 0-1  | 2-0     |

### Score by Periods

| Team      | 1st | 2nd | OT | TOT |
|-----------|-----|-----|----|-----|
| Clemson   | 398 | 444 | 10 | 852 |
| Opponents | 326 | 370 | 15 | 711 |

### Team Box Score

| No.       | Player            |       |        |      | Total   |      | 3-Point  |      | F-Throw |       | Rebounds |     |     |      |     |    |     |     |     |     |     |      |
|-----------|-------------------|-------|--------|------|---------|------|----------|------|---------|-------|----------|-----|-----|------|-----|----|-----|-----|-----|-----|-----|------|
|           |                   | GP-GS | MIN    | AVG  | FG-FGA  | FG%  | 3FG-3FGA | 3FG% | FT-FTA  | FT%   | OFF      | DEF | TOT | AVG  | PF  | DQ | A   | TO  | BLK | STL | PTS | AVG  |
| 1         | HUNTER, Chase     | 11-11 | 359:37 | 32.7 | 61-129  | .473 | 23-61    | .377 | 31-37   | .838  | 5        | 28  | 33  | 3.0  | 16  | 0  | 26  | 18  | 1   | 15  | 176 | 16.0 |
| 4         | SCHIEFFELIN, Ian  | 11-11 | 369:03 | 33.5 | 52-123  | .423 | 10-35    | .286 | 29-38   | .763  | 44       | 88  | 132 | 12.0 | 20  | 0  | 38  | 23  | 10  | 10  | 143 | 13.0 |
| 0         | LAKHIN, Viktor    | 11-11 | 254:14 | 23.1 | 50-98   | .510 | 8-22     | .364 | 25-34   | .735  | 20       | 45  | 65  | 5.9  | 29  | 0  | 13  | 19  | 19  | 11  | 133 | 12.1 |
| 11        | ZACKERY, Jaeden   | 11-11 | 362:54 | 33.0 | 34-77   | .442 | 11-30    | .367 | 17-20   | .850  | 10       | 18  | 28  | 2.5  | 25  | 0  | 31  | 11  | 0   | 23  | 96  | 8.7  |
| 7         | WIGGINS, Chauncey | 11-11 | 259:28 | 23.6 | 34-77   | .442 | 15-38    | .395 | 12-16   | .750  | 9        | 21  | 30  | 2.7  | 18  | 1  | 11  | 14  | 2   | 3   | 95  | 8.6  |
| 2         | HUNTER, Dillon    | 10-0  | 207:49 | 20.8 | 21-54   | .389 | 11-30    | .367 | 12-19   | .632  | 6        | 19  | 25  | 2.5  | 14  | 0  | 14  | 3   | 1   | 8   | 65  | 6.5  |
| 10        | JONES, Del        | 11-0  | 134:32 | 12.2 | 18-41   | .439 | 6-20     | .300 | 4-6     | .667  | 4        | 13  | 17  | 1.5  | 16  | 0  | 10  | 7   | 1   | 2   | 46  | 4.2  |
| 6         | FOSTER, Myles     | 10-0  | 78:52  | 7.9  | 13-24   | .542 | 3-4      | .750 | 7-16    | .438  | 12       | 12  | 24  | 2.4  | 11  | 0  | 3   | 8   | 4   | 3   | 36  | 3.6  |
| 3         | HEIDBREder, Jake  | 9-0   | 102:09 | 11.3 | 9-23    | .391 | 8-18     | .444 | 5-5     | 1.000 | 5        | 4   | 9   | 1.0  | 6   | 0  | 6   | 5   | 0   | 1   | 31  | 3.4  |
| 5         | THOMAS, Asa       | 7-0   | 17:18  | 2.5  | 4-6     | .667 | 4-6      | .667 | 2-3     | .667  | 0        | 2   | 2   | 0.3  | 1   | 0  | 2   | 2   | 0   | 1   | 14  | 2.0  |
| 14        | REEVES, Christian | 11-0  | 63:52  | 5.8  | 7-10    | .700 | 0-0      | .000 | 3-4     | .750  | 4        | 12  | 16  | 1.5  | 10  | 0  | 2   | 6   | 2   | 3   | 17  | 1.5  |
| 32        | NAUSEEF, Daniel   | 3-0   | 04:10  | 1.4  | 0-1     | .000 | 0-0      | .000 | 0-0     | .000  | 0        | 0   | 0   | 0.0  | 0   | 0  | 1   | 0   | 0   | 0   | 0   | 0.0  |
| 20        | KELLY, Matt       | 3-0   | 04:10  | 1.4  | 0-0     | .000 | 0-0      | .000 | 0-0     | .000  | 0        | 1   | 1   | 0.3  | 1   | 0  | 0   | 0   | 0   | 0   | 0   | 0.0  |
| 13        | LATIFF, Andrew    | 3-0   | 04:10  | 1.4  | 0-0     | .000 | 0-0      | .000 | 0-0     | .000  | 0        | 0   | 0   | 0.0  | 1   | 0  | 0   | 0   | 0   | 0   | 0   | 0.0  |
| 35        | ROBERTS, Jackson  | 2-0   | 02:40  | 1.3  | 0-1     | .000 | 0-0      | .000 | 0-0     | .000  | 1        | 0   | 1   | 0.5  | 1   | 0  | 0   | 0   | 0   | 0   | 0   | 0.0  |
| Team      |                   |       |        |      |         |      |          |      |         |       | 17       | 13  | 30  |      |     |    |     | 1   |     |     |     |      |
| Total     |                   | 11    | 2225   |      | 303-664 | .456 | 99-264   | .375 | 147-198 | .742  | 137      | 276 | 413 | 37.5 | 169 | 1  | 157 | 117 | 40  | 80  | 852 | 77.5 |
| Opponents |                   | 11    | 2225   |      | 257-618 | .416 | 82-258   | .318 | 115-164 | .701  | 112      | 249 | 361 | 32.8 | 186 | 2  | 118 | 159 | 28  | 68  | 711 | 64.6 |

### Team Statistics

|                        | CU     | OPP    |
|------------------------|--------|--------|
| <b>Scoring</b>         |        |        |
| Points per game        | 77.5   | 64.6   |
| Scoring margin         | +12.8  | -      |
| <b>Field goals-att</b> |        |        |
| Field goal pct         | .456   | .416   |
| <b>3 point fg-att</b>  |        |        |
| 3-point FG pct         | .375   | .318   |
| 3-pt FG made per game  | 9.0    | 7.5    |
| <b>Free throws-att</b> |        |        |
| Free throw pct         | .742   | .701   |
| F-Throws made per game | 13.4   | 10.5   |
| <b>Rebounds</b>        |        |        |
| Rebounds per game      | 37.5   | 32.8   |
| Rebounding margin      | +4.7   | -      |
| <b>Assists</b>         |        |        |
| Assists per game       | 14.3   | 10.7   |
| <b>Turnovers</b>       |        |        |
| Turnovers per game     | 10.6   | 14.5   |
| Turnover margin        | +3.8   | -      |
| Assist/turnover ratio  | 1.3    | 0.7    |
| <b>Steals</b>          |        |        |
| Steals per game        | 7.3    | 6.2    |
| <b>Blocks</b>          |        |        |
| Blocks per game        | 3.6    | 2.5    |
| <b>Winning streak</b>  |        |        |
| Home win streak        | 0      | -      |
| <b>Attendance</b>      |        |        |
| Home games-Avg/Game    | 7-7944 | 2-8429 |
| Neutral site-Avg/Game  | -      | 2-845  |

### Team Results

| Date       | Opponent         |     | Score | Att.  |
|------------|------------------|-----|-------|-------|
| 11/04/2024 | Charleston So.   | W   | 91-64 | 7463  |
| 11/08/2024 | Saint Francis    | W   | 88-62 | 7571  |
| 11/12/2024 | Eastern Ky.      | W   | 75-62 | 7258  |
| 11/17/2024 | at Boise St.     | L   | 71-84 | 11275 |
| 11/21/2024 | Radford          | W   | 79-51 | 7166  |
| 11/25/2024 | vs San Francisco | W   | 70-55 | 1690  |
| 11/26/2024 | vs Penn St.      | W   | 75-67 | 0     |
| 11/29/2024 | Florida A&M      | W   | 86-58 | 9000  |
| 12/03/2024 | Kentucky         | W   | 70-66 | 9000  |
| 12/07/2024 | at Miami (FL)    | W   | 65-55 | 5582  |
| 12/14/2024 | Memphis          | Lot | 82-87 | 8148  |

