

<< 2024-25 SOUTH CAROLINA MEN'S BASKETBALL >>

2024-25 SCHEDULE

OVERALL: 10-11 | SEC: 0-8

HOME: 8-5 | AWAY: 1-5 | NEUTRAL: 1-1 | NET: 92

OCTOBER

30 -/- Wooster (exhibition) W, 86-60

NOVEMBER

4 -/- North Florida L, 71-74
8 -/- SC State W, 86-64
12 -/- Towson W, 80-54
16 #16/16 at Indiana L, 71-87
21 -/- vs. Mercer % (unbracketed game) W, 84-72
25 #22/22 vs. Xavier % L, 66-75
27 -/- vs. Virginia Tech % W, 70-60

DECEMBER

3 -/- at Boston College ^ W, 73-51
7 -/- East Carolina W, 75-68
14 -/- USC Upstate W, 73-53
17 #25/RV Clemson \$ W, 91-88 (OT)
22 -/- Radford W, 74-48
30 -/- Presbyterian W, 69-59

JANUARY

4 #17/16 at Mississippi State* L, 50-85
8 #5/5 Alabama* L, 68-88
11 #2/2 Auburn* L, 63-66
15 -/- at Vanderbilt* L, 63-66
18 -/- at Oklahoma* L, 62-82
22 #5/6 Florida* L, 69-70
25 #14/14 Mississippi State* L, 60-65 (OT)
28 -/- at Georgia* L, 60-71

FEBRUARY

1 #13/15 Texas A&M* 8:30 p.m. SECN
8 #12/12 at Kentucky* 12 p.m. ESPN/2
12 #23/23 Ole Miss* 7 p.m. SECN
15 #5/6 at Florida* 8:30 p.m. SECN
18 -/- at LSU* 9 p.m. SECN
22 -/- Texas* 8:30 p.m. SECN
25 #20/21 at Missouri* 9 p.m. ESPN2/U

MARCH

1 -/- Arkansas* 1 p.m. SECN
4 -/- Georgia* 6 p.m. SECN
8 #8/8 at Tennessee 2 p.m. SECN
12-16 SEC Tournament & TBD
20-21 -/- NCAA Tournament First Round = TBD
22-23 -/- NCAA Tournament Second Round = TBD
27-28 -/- Regional Semifinal - Sweet 16 # TBD
29-30 -/- Regional Final - Elite 8 # TBD

APRIL

5-7 -/- Final Four / TBA

All home games in **bold** | All times listed Eastern | **SECN+** - SEC Network + | **SECN** - SEC Network | **ACCN** - ACC Network | **FS1** - Fox Sports 1 | * indicates SEC contest | ^ - SEC/ACC Challenge (Chestnut Hill, Mass.) | % - Fort Myers Tip-Off (Ft. Myers, Fla.) | \$ - Palmetto Series | & - SEC Tournament (Nashville, Tenn.) | = - NCAA Tournament First and Second Rounds (various sites) | # - NCAA Regionals (various sites) | / - Final Four (San Antonio, Texas) | **rankings listed are at time of game

PROBABLE GAMECOCK STARTERS (BASED OFF PREVIOUS GAME)

#	Name	Ht.	Wt.	Cl.	Hometown	PPG	RPG	APG	Misc.
15	Morris Ugusuk	6-4	170	So.	Helsinki, Finland	6.6	1.6	1.0	Leads team in made 3s (32) & 3FG% (42.1%)
1	Jacobi Wright	6-2	185	Sr.	Fort Mill, S.C.	8.2	2.6	2.4	Tied career-high 20 pts against #5/5 Alabama (Jan. 8)
2	Zachary Davis	6-7	200	Jr.	Orangeburg, S.C.	9.3	4.0	1.7	22 pts at #17/16 Miss. State (Jan. 4) & vs. #5/5 Florida (Jan. 22)
30	Collin-Murray Boyles	6-7	245	So.	Columbia, S.C.	15.2*	8.9*	2.4	SEC POTW Dec. 23; 6 double-doubles (2nd in SEC)
5	Nick Pringle	6-10	225	Gr.	Seabrook, S.C.	9.4	6.6	1.4	Helped Alabama to first ever Final Four in 2024

* indicates team leader



10-11, 0-8 SEC
SOUTH CAROLINA

VS.



16-5, 5-3 SEC
#13/15 TEXAS A&M

HEAD COACH: Lamont Paris

(Wooster, '96; Indiana State, '00)

AT CAROLINA: 47-40 (3rd season)

CAREER: 134-112 (8th season)

VS. A&M: 1-1

TOP SCORER: Murray-Boyles (15.2 ppg)

TOP REBOUNDER: Murray-Boyles (8.9 rpg)

TOP ASSIST MAKER: Thomas (3.2 apg)

TOP SHOT BLOCKER: Murray-Boyles (1.3 bpg)

TOP STEALS LEADER: Murray-Boyles/Thomas (1.6 spg)

COMMUNICATIONS/PR: Michael DeBates

X UPDATES: @GamecockMBB

HEAD COACH: Buzz Williams (Oklahoma City, '94)

AT A&M: 113-67 (6th season)

CAREER: 366-222 (18th season)

VS. CAROLINA: 1-5

TOP SCORER: Phelps (15.1 ppg)

TOP REBOUNDER: Washington (5.8 rpg)

TOP ASSIST MAKER: Taylor (4.6 apg)

TOP SHOT BLOCKER: Payne/Washington (1.2 bpg)

TOP STEALS LEADER: Phelps (1.9 spg)

COMMUNICATIONS/PR: Brad Marquardt

X UPDATES: @aggiembk

TIPOFF NOTABLES

> **A New Chapter** of Gamecock Men's Basketball is underway again this season with third-year head coach Lamont Paris at the helm. Paris, who has been a part of nine NCAA Division I Tournaments and 18 twenty-win seasons as a college head and assistant coach, was named the University of South Carolina's 33rd head coach by Director of Athletics Ray Tanner on Thursday, March 24, 2022.

> Paris, the 2024 SEC Coach of the Year and one of four finalists for the Naismith National Coach of the Year, helped engineer the greatest single-season turnaround in program history in 2023-24 as the team improved its win total by 15 games. The Gamecocks 26 wins in 2023-24 tied for the most single-season victories in program history with the 2016-17 Final Four team.

ASSISTANT AD/COMMUNICATIONS & PR:

MICHAEL DeBATES // MDEBATES@MAILBOX.SC.EDU

CELL: 712-348-5863 // X: @MDEBATES

SOUTH CAROLINA MEN'S BASKETBALL

ON SOCIAL MEDIA:

#GAMECOCKS // #FOREVERTOTHEE

X AND INSTAGRAM: @GAMECOCKMBB

FACEBOOK: /GAMECOCKMBB

ON THE WEB: GAMECOCKSONLINE.COM

GAME 22

VENUE: Colonial Life Arena

BROADCAST: SEC Network

PLAY-BY-PLAY: Roy Philpott

ANALYST: Terrence Oglesby

RADIO: Gamecock Radio Network

IN COLUMBIA: 107.5 The Game

PLAY-BY-PLAY: Derek Scott

ANALYST: Casey Manning

SIRIUSXM: 374 | **\$XM APP:** 374

WATCH: espn.com/watch/

LIVE STATS: GamecocksOnline.com

SERIES: Gamecocks lead, 10-5

IN COLUMBIA: Gamecocks lead, 5-2

SERIES TREND: Gamecocks have won 7 of 8 over the Aggies dating back to Feb. 16, 2019 (3-1 at home).

LAST MEETING: 70-68 Gamecock victory on Feb. 28, 2024 at Reed Arena thanks to Zachary Davis layup with 3.0 seconds left.

NUMBERS OF NOTE

11-1 - The Gamecocks are **11-1** under Lamont Paris when shooting 50.0% or higher (3-0 this season). The lone loss came in his first season in 2022-23 at Missouri.

4-0 - The Gamecocks have made 10 or more 3s **4x** this season and are **4-0** in those games.

6-0 - The team is **6-0** all-time (2-0 this season) under Lamont Paris when shooting 50.0% or better from 3.

59.0% - Collin Murray-Boyles is **59.0%** (121-of-205) from the floor this season, which is 1st in the SEC and ranks 22nd nationally. He went 10-for-10 vs. ECU (Dec. 7) and became just the third player in program history with 10 or more made FGs and no misses in a game.

12 - Four of South Carolina's eight SEC losses have come by a combined **12 points** (#2/2 Auburn, at Vanderbilt, #5/6 Florida and #14/14 Miss. State).

+15 - The Gamecocks **15-win** turnaround in 2023-24 was the greatest single season turnaround in program history, surpassing the 11-win improvement from 2002-03 to 2003-04 under Dave Odom.

COMING UP NEXT

> South Carolina is off in the midweek before a trip to Rupp Arena to face No. 12/12 Kentucky (15-5, 4-3 SEC) next Saturday. The Gamecocks won 71-68 in the historic building on Jan. 10, 2023 in Lamont Paris' first season. He became just the third head coach in program history to win at UK.

2024-25 SOUTH CAROLINA BASKETBALL BROADCAST SPOT CHART

projected starters shaded in gray ; projected starters based on previous game
* career high reached this season



- Spent his freshman season at Missouri in 2023-24
- Played in 31 games for the Tigers, making 14 starts
- Averaged 2.3 points and 2.0 rebounds in 11.4 min
- Had his best game of the season at Ole Miss (Feb. 17, 2024) with 10 points (4-of-7 FGs) and five rebounds
- Four-star prospect and a top-150 player that was ranked No. 2 in the state of South Carolina
- Played five seasons at Chris Church Episcopal School with his father, John, serving as his coach
- Helped lead the Cavaliers to a pair of state titles in 2021 and 2023

Jordan Butler • F • SO • 7-0 • 240 • Mauldin, S.C. // MISSOURI

BEGAN HIS COLLEGE CAREER AT MISSOURI LAST SEASON

	MIN	PTS	REB	AST	STL	BLK	FG%	3FG%	FT%
24-25	4.4	1.4	0.6	0.2	0.1	0.3	31.6	33.3	83.3

Career 8.6 1.8 1.4 0.1 0.3 0.7 37.7 23.3 57.7

Career Highs: 10 points, 5 rebounds, 2 assists, 2 steals, 3 blocks



- Matched career-high with 22 pts vs. #5/5 Florida (Jan. 22); scored 18 of his 22 in the 2nd half
- Became a key contributor and the team's best defender in second season in 23-24, playing in 33 games while starting the final 17 contests
- Averaged 5.9 pts, 3.6 reb, 1.3 ast in 23.0 mpg
- Scored in double figures a career-best six times in 23-24, five of which came in SEC games; team was 8-1 when he scored nine or more points
- Shot 43.2% (70-of-162) from the floor, the third-best percentage on the team of the 7 players who played 20.0+ mpg

Zachary Davis • G • JR • 6-7 • 200 • Orangeburg, S.C. // DENMARK-OLAR

CAREER-HIGH 22 PTS AT #17/16 MISS. ST. (JAN. 4) & VS. #5/5 FLORIDA (JAN. 22)

	MIN	PTS	REB	AST	STL	BLK	FG%	3FG%	FT%
24-25	25.5	9.3	4.0	1.7	1.0	0.1	41.3	30.6	72.1

Career 20.4 5.4 3.2 1.2 0.8 0.2 41.5 25.4 69.3

Career Highs: 22 points*, 9 rebounds, 4 assists, 4 steals*, 2 blocks



- Game-high 19 pts vs. #14/14 Miss. St. (Jan. 25) & at Georgia (Jan. 28); missed 4 games w/right knee sprain
- Season-high 22 pts in win vs. ECU (Dec. 7); tied career-high with 5 3FGs in the game
- Averaged 16.9 pts, 3.8 re, 3.8 ast and 2.1 stl per game in one season at Norfolk State in 23-24
- 2024 MEAC Player of the Year & Newcomer of the Year; also on MEAC All-Defensive Team
- Had 10 games with 20+ pts for the Spartans
- Had shooting splits of 40.4 percent from the floor, 38.0 percent from behind the arc and 80.9 percent at the charity stripe in 31.1 mpg in 23-24

Jamarri Thomas • G • SR • 5-11 • 190 • Greensboro, N.C. // NORFOLK STATE

2024 MEAC PLAYER OF THE YEAR & NEWCOMER OF THE YEAR AT NORFOLK STATE

	MIN	PTS	REB	AST	STL	BLK	FG%	3FG%	FT%
24-25	31.0	13.1	3.2	3.2	1.6	0.1	40.4	37.1	69.1

Career 21.7 9.7 2.6 2.5 1.1 0.1 39.1 36.1 76.8

Career Highs: 31 points, 7 rebounds*, 9 assists, 5 steals, 1 block*



- Redshirted initial collegiate season in 2023-24
- Was put on scholarship prior to the start of 2024 summer workouts
- Led his high school team, Whitnall, to 25-4 record and state championship game as a senior in 2022-23 after averaging 14.8 points, 6.4 rebounds and 4.3 assists per game
- Older brother Tyler starred at Kentucky (2018-19) and currently plays for the Miami Heat, where he was the 2022 NBA Sixth Man of the Year

Austin Herro • G • SR • 6-3 • 180 • Milwaukee, Wisc. // WHITNALL

FORMER WALK-ON THAT WAS PUT ON SCHOLARSHIP OVER THE SUMMER

	MIN	PTS	REB	AST	STL	BLK	FG%	3FG%	FT%
24-25	1.5	0.0	0.2	0.0	0.0	0.0	0.0	0.0	0.0

Career

Career Highs*:



- Double-figures in 8 games this season with a career-high 20 pts on two occasions: SC State (Nov. 8) and #5/5 Alabama (Jan. 8)
- Played in all 34 games with one start and was key reserve off the bench last season; averaged 5.9 points, 1.9 assists and 1.8 rebounds in 22.9 mpg
- Team went 8-0 in games he scored in double figures in 23-24 season (2-1 this season)
- Scored a season-high 16 points in a comeback victory vs. No. 24/24 Florida (March 2, 2024); was 4-of-8 from downtown in the contest
- Averaged 7.3 points, 2.1 rebounds and 1.8 assists per game as a sophomore in 22-23

Jacobi Wright • G • SR • 6-2 • 182 • Fort Mill, S.C. // LEGACY EARLY COLLEGE

CAREER-HIGH 20 POINTS 2X THIS SEASON (VS. SC STATE & #5/5 ALABAMA)

	MIN	PTS	REB	AST	STL	BLK	FG%	3FG%	FT%
24-25	28.3	8.2	2.6	2.4	0.4	0.2	38.8	32.8	76.7

Career 23.7 6.1 2.0 1.9 0.5 0.1 37.1 32.1 73.4

Career Highs: 20 points*, 10 rebounds*, 6 assists*, 2 steals, 1 block



- No. 2 nationally in FT rate (88.3%) via KenPom
- Has 2 double-doubles (8 career) this season
- 12 pts & 10 reb vs. #2/2 Auburn (Jan. 11)
- 18 pts in OT win vs. #25 Clemson (Dec. 17)
- Tied career-high with 19 pts (8-for-10 FGs) in leading team to win over USC Upstate (Dec. 14)
- First double-double as a Gamecock with 13 pts and 11 reb (all in 2nd half except 1 reb) at #16/16 IU (Nov. 16)
- Avg. 6.8 pts & 5.1 reb per game in helping Alabama to first Final Four in school history in 2024

Nick Pringle • F • GR • 6-10 • 225 • Seabrook, S.C. // ALABAMA

HELPED LEAD ALABAMA TO 2024 FINAL FOUR; HAS 13 MORE FGAS THAN FTAS IN 24-25

	MIN	PTS	REB	AST	STL	BLK	FG%	3FG%	FT%
24-25	25.1	9.4	6.6	1.4	0.3	0.6	60.4	0.0	65.3

Career 14.5 5.5 4.3 0.6 0.3 0.5 65.5 0.0 56.6

Career Highs: 19 points, 15 rebounds, 4 assists*, 3 steals, 3 blocks*



- Out indefinitely as of Jan. 7 w/ left lower leg deep vein thrombosis (blood clot)
- 19 pts w/ 5 3s in OT win vs. #25 Clemson (Dec. 17)
- Team 14-1 last 2 seasons when he scores 10+
- Saw action in 27 games, making 17 starts in first season in Garnet & Black in 2023-24
- Averaged 8.3 points, 3.3 rebounds and 1.0 assists per game despite battling shoulder and knee injuries throughout the season
- Shot team-best 38.5 percent (45-of-117) from behind the arc in 23-24

Myles Stute • G • SR • 6-6 • 210 • Washington, D.C. // VANDERBILT

236 CAREER MADE 3S WHICH IS 46TH ON THE ACTIVE 3FGS LIST IN NCAA DI

	MIN	PTS	REB	AST	STL	BLK	FG%	3FG%	FT%
24-25	24.8	5.4	2.7	1.1	0.4	0.4	33.3	32.8	75.0

Career 23.0 7.4 3.5 0.6 0.5 0.2 38.2 37.5 69.8

Career Highs: 22 points, 11 rebounds, 3 assists, 4 steals, 3 blocks*



- Best 3-point percentage on team (42.1%) and has made career-best 32 3s this season
- Has hit 3 or more 3s in 7 games in 24-25
- Led team with 15 pts at Oklahoma (Jan. 18)
- 20 pts (6-of-8 FGs) at Vanderbilt (Jan. 15)
- 18 pts off bench at #16/16 IU (Nov. 16); hit career-best 4 3s; also hit 4 3s vs. VT (Nov. 27) and had 12 pts off bench
- Averaged 2.2 ppg in 10.2 mpg in 23-24
- Scored 10 pts in just 11 min of action in a win vs. Missouri (1/27/24); hit a pair of 3s; 11 pts vs. Florida A&M (12/30/23), first with game w/ 10+


Morris Ugusuk • G • 6-4 • 170 • Helsinki, Finland // DRIVE Academy

CAREER-HIGH 20 PTS AT VANDERBILT (JAN. 15) IN SECOND CAREER START

	MIN	PTS	REB	AST	STL	BLK	FG%	3FG%	FT%
24-25	22.7	6.6	1.6	1.0	0.5	0.1	40.2	42.1	77.3

Career 15.4 4.0 1.0 0.7 0.3 0.1 37.8 37.1 77.4

Career Highs: 20 points*, 4 rebounds, 5 assists, 3 steals*, 1 block



21

- 12 pts vs. #14/14 Miss. St. (Jan. 25) ; 9-of-10 FTs
- 10 pts off bench vs. #5/5 Florida (Jan. 22)
- 10 pts at Vanderbilt (Jan. 15), hitting pair of 3s
- Had breakout game with 13 pts (3-of-6 3FGs) in 31 min off bench against #2/2 Auburn (Jan. 11)
- Made a 3 late vs. Towson (Nov. 12), his first career pts
- Redshirted initial collegiate season in 2023-24
- Played at 4A Westwood High School in Blythewood where he scored over 1,000 points for his career
- All-region & all-state as a senior for the Red-hawks after avg. 21.4 ppg, 5.5 pgg & 2.2 apg

Arden Conyers • G • RFR • 6-7 • 212 • Columbia, S.C. // WESTWOOD

HAS SCORED IN DOUBLE-FIGURES 3X IN SEC PLAY SINCE GETTING MORE MIN.

	MIN	PTS	REB	AST	STL	BLK	FG%	3FG%	FT%
24-25	16.4	5.4	1.4	0.3	0.3	0.1	30.6	25.0	75.0
Career									

Career Highs*: 13 points, 6 rebounds, 1 assist, 2 steals, 1 block



23

- Career-high 9 pts vs. Radford (Dec. 22)
- Consensus four-star and the top player in the state by 247Sports and On3 ; ranked No. 47 overall player by 247Sports (No. 6 shooting guard) and No. 36 overall by On3 (No. 8 SG)
- Two-time South Carolina Gatorade Player of the Year and concluded his prep days as the school record-holder for career points (2,475) at Lexington High School, leading the Wildcats to a 28-2 record as a senior and the 5A state title
- Averaged 22.0 points, 6.4 rebounds, 3.3 steals and 2.5 assists per game in senior season

Cam Scott • G • FR • 6-6 • 171 • Lexington, S.C. // LEXINGTON

TWO-TIME SOUTH CAROLINA GATORADE PLAYER OF THE YEAR ; TOP-50 PROSPECT OUT OF HS

	MIN	PTS	REB	AST	STL	BLK	FG%	3FG%	FT%
24-25	11.7	2.9	1.5	0.6	0.1	0.1	27.3	16.7	66.7
Career									

Career Highs*: 9 points, 4 rebounds, 2 assists, 1 steal, 1 block



30


- 1st in SEC (22nd nationally) in FG% ; 25 pts (18 in 1st half) vs. #2/2 Auburn (Jan. 11)
- 6 double-doubles (8 career), which is 2nd in SEC-behind only Auburn's Johni Broome
- 22 pts & 9 reb in OT win vs. #25 Clemson (Dec. 17)
- 10-for-10 vs. ECU (Dec. 7) ; 3rd player in program history with 10 or more FGs & no misses in a game
- Shot 59.7% (117-196) from the floor in 23-24 to lead the team (4th best for single season in program history)
- Had breakout game with 31 pts (14-of-17 - 82.4%) in win vs. Vanderbilt (2/10/24) ; became the 1st SEC freshman since Bobby Portis (ARK) in '14 to record 30+ pts w/ 13+ FGs while shooting above 80.0%

Collin Murray-Boyles • F • SO • 6-8 • 245 • Columbia, S.C. // WASATCH ACADEMY

CAREER-HIGH 16 REB VS. SC STATE (11/8) ; 4 CAREER GAMES WITH 10 OR MORE FGs

	MIN	PTS	REB	AST	STL	BLK	FG%	3FG%	FT%
24-25	30.5	15.2	8.9	2.4	1.6	1.3	59.0	26.3	66.1
Career	26.1	12.5	7.1	2.0	1.3	1.1	59.4	20.8	66.3

Career Highs: 31 points, 16 rebounds*, 8 assists*, 5 steals*, 4 blocks*



31

- 5 reb, 3 ast & 1 blk vs. #2/2 Auburn (Jan. 11)
- Played in 17 games averaging 2.5 pts and 2.9 reb in 9.7 min per game in 23-24
- Had career-high 10 points, seven rebounds and two assists in non-conference finale victory over Florida A&M (12/30/23)
- Appeared in 31 games, making 14 starts in first season in Garnet & Black in 22-23 ; averaged 1.9 points, 3.1 rebounds and 1.1 assists per game
- Played three seasons at Illinois (2019-22) where he earned his undergraduate degree

Benjamin Bosmans-Verdonk • F • GR • 6-9 • 260 • Lommel, Belgium // ILLINOIS

YEAR 3 LAW STUDENT & ONE OF THE ONLY ACTIVE D1 PLAYERS IN LAW SCHOOL

	MIN	PTS	REB	AST	STL	BLK	FG%	3FG%	FT%
24-25	6.2	0.9	1.7	0.4	0.1	0.1	25.0	0.0	54.5
Career	9.3	1.6	2.2	0.7	0.2	0.1	42.9	0.0	53.5

Career Highs: 10 points, 10 rebounds, 6 assists, 2 steals, 2 blocks



SEC

COACH OF THE YEAR

LAMONT PARIS



2024-25 SOUTH CAROLINA BASKETBALL TV/RADIO ROSTER



#0 JORDAN BUTLER



#1 JACOBI WRIGHT



#2 ZACHARY DAVIS



#4 WESTON COGGESHALL



#5 NICK PRINGLE



#6 JAMARII THOMAS



#10 MYLES STUTE



#13 AUSTIN HERRO



#14 LANCE PIPER



#15 MORRIS UGUSUK



#21 ARDEN CONYERS



#23 CAM SCOTT



#30 COLLIN MURRAY-BOYLES



#31 BENJAMIN BOSMANS-VERDONK



LAMONT PARIS



TANNER BRONSON



WILL BAILEY



EDDIE SHANNON



DAVID MCKINLEY

A SEASON TO REMEMBER IN 2023-24...

25 regular season wins - the most in program history

26 total wins - tied for the most in a single seasons in program history with the 2016-17 Final Four Team

13 SEC wins - the second most in program history

7 SEC road wins - tied with the 1996-97 team for the most in program history

+15 in the win column - the greatest single season turnaround in program history, surpassing the 11-win improvement under Dave Odom from 2002-03 to 2003-04

12-4 record away from home - tied for the second-best record in Power Six in true road/neutral site games with Houston & Purdue

3-4 record against ranked teams - Gamecocks were 3-17 combined the previous seasons against top-25 opponents

ONE of FIVE teams in the nation with a top-five, true road win

ONE of 18 teams in the nation with multiple top-10 wins

ONE of FOUR teams in the SEC to rank in the top-50 of adj. efficiency on both offense and defense via KenPom

25 opponents held below 70 points - 1-4th best mark in the country

Allowed just 67.0 ppg - the best scoring defense in the SEC

Seven-game win streak in SEC play - the longest SEC win streak in program history since the 1996-97 SEC Champion Gamecocks started league play 11-0

274 made 3s - most in program history

344 turnovers - third fewest in program history

INTERVIEW POLICIES

In general, ALL interview requests must be made in advance to Assistant AD Michael DeBates in the South Carolina Athletics Communications and Public Relations Office.

All interviews are to be coordinated through the Communications and Public Relations Office. This allows the staff to arrange the interview when it best suits the student-athlete's and the reporter's schedules. Please contact the Communications and Public Relations Office in advance to make your interview requests. Media are not permitted to contact student-athletes on their own at any time. All interviews will take place at the designated media interview site for that day as listed in the weekly availability schedule.

Dormitory, apartment and cell phone numbers for student-athletes will not be provided to the media. Should you need to conduct a telephone interview with a student-athlete, a call will be placed to you from the student-athlete at a mutually agreeable time.

SOUTH CAROLINA ATHLETICS COMMUNICATIONS & PR

Michael DeBates, primary contact
Assistant AD
cell: 712-348-5863
e-mail: mdebates@mailbox.sc.edu
X: @mdebates

SOUTH CAROLINA MEN'S BASKETBALL ONLINE

Website: www.GamecocksOnline.com/sports/mens-basketball
Facebook: www.Facebook.com/GamecockMBB
X: @GamecockMBB
Instagram: @GamecockMBB

NOTABLE NUMBERS

8

> This year's South Carolina roster features **EIGHT** players from the Palmetto State. It's the most in-state players on the roster since Dave Odom's first season in 2001-02 (also had eight).

7

> Lamont Paris was a part of the Wisconsin coaching staff that made **SEVEN** straight appearances in the NCAA Tournament. Included in that stretch was a National Championship Game appearance (2015), Final Four (2014) and four Sweet 16s (2011-12, 2016-17).

1 OF 2

> Collin Murray-Boyles and Auburn's Johni Broome are the only players in Power Four (ACC, Big 12, Big Ten, SEC) averaging 15.0 pts, 8.0 reb, 2.0 ast, 1.0 blk and 1.0 stl per game while shooting above 50.0% this season.

42.1%

> Morris Ugusuk has made a career-best 32 3s this season. He's a team-leading **42.1%** from behind the arc, shooting an efficient 32-of-76 the first 20 games of the season.

A SOUTH CAROLINA WIN WOULD ...

- Give the Gamecocks the program's first SEC win in the regular season since defeating No. 24/24 Florida at home last year on March 2, 2024.
- Be Lamont Paris' second ranked win this season and fifth victory over the last two seasons over top-25 opponents at South Carolina (team beat #25 Clemson earlier this season, 91-88 in OT, back on Dec. 17).

HOMECOURT HEARTBREAK

> South Carolina led for all but 4.8 seconds at home vs. #5/6 Florida on Jan. 22. Will Richard scored the game-winning bucket with a contested left-handed layup at the rim. Jacobi Wright's game-winning, 3-point attempt was off backiron as the Gators escaped Colonial Life Arena. Davis matched his career-high with 22 points, 18 coming in the second half. Carolina led by seven at the break after shooting 50.0 percent (15-of-30) in the opening 20 minutes. Turnovers cost the Gamecocks in the second half, as they gave it away 12 times. Florida scored 22 points off its 16 total turnovers forced in the game. Carolina has dropped three of its first six SEC games now by a total of seven combined points (vs. #5/6 Florida, vs. #2/2 Auburn and at Vanderbilt).

TURNOVERS WILL COST YOU

> South Carolina looked poised to pull out a comeback road win Tuesday night on the road at Memorial Gym but a season-high 25 turnovers (most in the Lamont Paris era at SC) plagued the Gamecocks who fell 66-63 (second consecutive game) to Vanderbilt. Carolina did not lead the entire second half but Collin Murray-Boyles hit a pair of clutch FTs to tie the game with 41.0 seconds remaining. Carolina was unable to score on its final possession and Vanderbilt got an offensive rebound and 3-point play to go ahead for good with 0.6 seconds remaining. Arden Conyers got free for a final 3-point shot but missed off the backiron as Carolina dropped its fourth-straight game.

HEARTBREAKER AT HOME

> Backs against the wall after an 0-2 SEC start, the Gamecocks came out swinging against No. 2/2 Auburn (Jan. 11) building a 6-point halftime lead, 38-32, thanks to 18 first half points from Collin Murray-Boyles. The Tigers battled back ultimately prevailing 66-63 thanks to a pair of late FTs from freshman guard Tahaad Pettiford. It was a physical defensive chess match down the stretch as Carolina failed to score the fi-

nal 5:18 and Auburn made just one FG in that stretch, a Dylan Cardwell dunk with 1:43 to go. The back-and-forth affair featured nine lead changes. Carolina out-rebounded the Tigers 37-33 and held a 42-30 edge in points in the paint. Murray-Boyles led all scorers with 25 points and redshirt freshman Arden Conyers had a breakout game with a career-high 13 points (3-for-6 3FGs) in 31 minutes off the bench.

MURRAY-BOYLES SEC POTW

> Star sophomore forward, a preseason All-SEC selection, was tabbed Co-SEC Player of the Week after leading the Gamecocks to a pair of victories the week of Dec. 16. In two wins over #25 Clemson (Dec. 17) and Radford (Dec. 22), he averaged averaged 18.5 points, 8.0 rebounds, 3.5 assists, 3.0 blocks and 1.0 steals per game. The SEC's field goal percentage leader went 14-of-20 (70%) from the floor and a perfect 9-for-9 at the free throw line in the two wins.

DON'T LET THE COCKS GET HOT

> The streaking South Carolina Gamecocks won seven-straight games to conclude non-conference play. The streak started on Nov. 27 with a victory in the third-place game of Ft. Myers Tip-Off against Virginia Tech. During the streak, Carolina posted five double-digit wins with an average margin of victory of 14.0 points per game. Three of the five victories were over ACC foes (vs. VT, at Boston College and vs. #25 Clemson). The Gamecocks averaged 75.0 points per game in the win streak and shot over 50.0 percent from the floor as a team twice.

RIVALRY GAME GRIT

> It was an all-time Palmetto Series matchup as the Gamecocks edged No. 25 Clemson, 91-88 in overtime Tuesday night at Colonial Life Arena. The raucous crowd was treated to high-level basketball from start to finish as Lamont Paris improved to 2-1 as head coach at South Carolina in the team's three games against its bitter rivals from The Upstate. Collin Murray-Boyles shined with 22 points (15 in the

CAROLINA BENCH PRODUCTION

GAME	SC-OPP	DIFF.	BENCH SCORER	SC HIGH
North Florida	23-30	-7	J. Wright, 12	
SC State	22-35	-13	Z. Davis, 10	
Towson	11-10	+1	Three tied, 3	
at #16 Indiana	26-15	+11	M. Ugusuk, 18	
Mercer	29-21	+8	Z. Davis, 18	
vs. #22 Xavier	15-12	+3	Z. Davis, 8	
vs. Virginia Tech	32-24	+8	Z. Davis/M. Ugusuk, 12	
at Boston College	22-13	+9	M. Ugusuk, 9	
East Carolina	19-10	+9	Z. Davis, 10	
USC Upstate	20-28	-8	Z. Davis, 9	
#25 Clemson	12-17	-5	M. Ugusuk, 8	
Radford	21-22	-1	C. Scott, 9	
Presbyterian	17-5	+12	M. Ugusuk, 8	
at Miss. State	28-32	-4	Z. Davis, 22	
Alabama	4-39	-35	A. Conyers/C. Scott, 2	
Auburn	13-28	-15	A. Conyers, 13	
at Vanderbilt	15-19	-5	A. Conyers, 10	
at Oklahoma	14-26	-12	A. Conyers, 6	
Florida	10-11	-1	A. Conyers, 10	
Miss. State	33-28	+5	J. Thomas, 19	
at Georgia	28-12	+16	J. Thomas, 19	
Texas A&M				
at Kentucky				
Ole Miss				
at Florida				
at LSU				
Texas				
at Mizzou				
Arkansas				
Georgia				
Tennessee				

CAROLINA SPECIALTY STATS

(PP) points in paint; (OT) points off turnovers; (2nd) second chance points; (FB) fast break points

(South Carolina-Opponent)

GAME	PP	OT	2ND	FB
North Florida	38-34	15-9	7-12	25-12
SC State	42-24	16-12	15-14	10-6
Towson	38-20	19-9	13-8	13-7
at Indiana	26-28	9-17	9-8	8-9
Mercer	26-22	11-10	13-8	11-3
vs. Xavier	34-42	8-20	6-12	10-21
vs. Virginia Tech	22-26	7-4	12-8	12-14
at Boston College	26-30	1-6	7-11	0-5
East Carolina	30-44	13-12	13-6	2-4
USC Upstate	32-40	17-2	9-11	4-6
Clemson	40-38	13-23	13-7	9-19
Radford	20-28	10-10	19-9	2-4
Presbyterian	34-20	16-19	10-4	5-10
at Miss. State	24-52	10-15	6-11	3-17
Alabama	32-48	7-19	8-9	6-16
Auburn	42-30	6-12	15-12	0-13
at Vanderbilt	20-34	17-22	8-11	2-5
at Oklahoma	20-34	3-19	10-6	6-15
Florida	34-36	7-22	9-18	0-22
Miss. State	22-28	18-18	18-5	16-13
at Georgia	32-34	19-10	3-11	6-9
Texas A&M				
at Kentucky				
Ole Miss				
at Florida				
at LSU				
Texas				
at Mizzou				
Arkansas				
Georgia				
Tennessee				
SC Total	634	242	223	150
SC Average	30.2	11.5	10.6	7.1
Opp Total	692	289	201	230
Opp Average	33.0	13.8	9.6	11.0



SOUTHEASTERN CONFERENCE STANDINGS

Thru games played Wednesday, Jan. 29, 2025

Team	Conference	Overall
#1/1 Auburn	7-0	19-1
#4/4 Alabama	7-1	18-3
#5/6 Florida	5-2	18-2
#20/21 Missouri	5-2	16-4
#23/23 Ole Miss	5-3	16-5
#13/15 Texas A&M	5-3	16-5
#12/12 Kentucky	4-3	15-5
#24/RV Vanderbilt	4-3	16-4
#14/13 Miss. State	4-4	16-5
#8/8 Tennessee	4-4	17-4
Georgia	3-5	15-6
Texas	3-5	14-7
Oklahoma	2-5	15-5
Arkansas	1-6	12-8
LSU	1-6	12-8
South Carolina	0-8	10-11

SCORES AND SCHEDULE IN THE SEC

Tuesday, January 21

at #4 Alabama 103, Vanderbilt 87
at #6 Tennessee 68, #14 Mississippi State 56
at Texas 61, #22 Missouri 53

Wednesday, January 22

#5 Florida 70, at South Carolina 69
at Arkansas 68, Georgia 65
#13 Texas A&M 63, at #16 Ole Miss 62

Saturday, January 25

#14 Mississippi State 65, at South Carolina 60
at Texas 70, #13 Texas A&M 69
at Vanderbilt 74, #9 Kentucky 69
at #5 Florida 89, Georgia 59
at #22 Missouri 83, #16 Ole Miss 75
at #4 Alabama 80, LSU 73
Oklahoma 65, at Arkansas 62
at #1 Auburn 53, #6 Tennessee 51

Tuesday, January 28

at Georgia 71, South Carolina 60
#12 Kentucky 78, at #8 Tennessee 73
at #13 Texas A&M 75, Oklahoma 68

Wednesday, January 29

#1 Auburn 87, at LSU 74
#4 Alabama 88, at #14 Mississippi State 84
at #23 Ole Miss 72, Texas 69

Saturday, February 1

Florida at Tennessee ESPN 12:00p
Missouri at Mississippi State SECN 1:00p
Auburn at Ole Miss ESPN 2:00p
Vanderbilt at Oklahoma SECN 3:30p
Georgia at Alabama ESPN2 4:00p
Texas at LSU SECN 6:00p
Texas A&M at South Carolina SECN 8:30p
Arkansas at Kentucky ESPN 9:00p

All times listed Eastern Time

ASSOCIATED PRESS POLL

WEEK 13 - Monday, Jan. 27, 2025

RK	TEAM	REC	PTS	TREND
1	Auburn (62)	18-1	1550	-
2	Duke	17-2	1484	-
3	Iowa State	17-2	1404	-
4	Alabama	17-3	1342	-
5	Florida	18-2	1278	-
6	Houston	16-3	1242	↑1
7	Michigan State	17-2	1170	↑1
8	Tennessee	17-3	1149	↓2
9	Marquette	17-3	1068	↑1
10	Purdue	16-5	892	↑1
11	Kansas	14-5	877	↑1
12	Kentucky	14-5	858	↓3
13	Texas A&M	15-5	775	-
14	Mississippi State	16-4	715	-
15	St. John's	17-3	588	↑5
16	Oregon	16-4	448	↓1
17	Wisconsin	16-4	440	↑1
18	Illinois	14-6	384	↓1
19	Memphis	16-4	383	↑5
20	Missouri	16-4	352	↑2
21	Louisville	15-5	346	↑4
22	Texas Tech	15-4	308	↑4
23	Ole Miss	15-5	215	↓7
24	Vanderbilt	16-4	132	↑2
25	UConn	14-6	131	↓6

Others receiving votes: Michigan 129, Maryland 116, Utah State 99, Clemson 92, Arizona 47, Saint Mary's 45, Gonzaga 34, Texas 22, Creighton 12, Baylor 8, VCU 4, New Mexico 4, West Virginia 3, Oklahoma 2, Bradley 1, UCLA 1

Dropped from rankings: Michigan 21, West Virginia 23

COACHES POLL TOP 25

WEEK 13 - Monday, Jan. 27, 2025

RK	TEAM	REC	PTS	TREND
1	Auburn (31)	18-1	775	-
2	Duke	17-2	741	-
3	Iowa State	17-2	689	↑1
4	Alabama	17-3	676	↓1
5	Houston	16-3	635	-
6	Florida	18-2	634	-
7	Michigan State	17-2	583	↑1
8	Tennessee	17-3	564	↓1
9	Marquette	17-3	536	↑1
10	Purdue	16-5	476	↑2
11	Kansas	14-5	429	-
12	Kentucky	14-5	399	↓3
13	Mississippi State	16-4	324	↑1
14	St. John's	17-3	318	↑7
15	Texas A&M	15-5	310	↓2
16	Memphis	16-4	242	↑6
17	Wisconsin	16-4	214	↑2
18	Oregon	16-4	201	↓3
19	Texas Tech	15-4	169	↑6
20	Illinois	14-6	166	↓3
21	Missouri	16-4	163	↑3
22	Louisville	15-5	162	↑4
23	Ole Miss	15-5	104	↓7
24	UConn	14-6	100	↓6
25	Clemson	17-4	96	↑1

Others receiving votes: Michigan 67, Gonzaga 55, Maryland 50, Vanderbilt 44, Saint Mary's 41, Arizona 41, Utah State 22, Creighton 18, West Virginia 17, Georgia 6, Baylor 4, New Mexico 3, UC Irvine 1

Dropped from rankings: Michigan 20, West Virginia 23

SERIES BREAKDOWN

> The Gamecocks lead the all-time series with Texas A&M 10-5, including a six-game win streak thanks to season sweeps in both 2019 and 2020.
> Carolina has won nine of the last 11 matchups dating back to an 81-78 road win on Feb. 6, 2016.
> Carolina tied a then school record with 16 made 3s in the team's 81-67 win at Reed Arena on Jan. 18, 2020. The Gamecocks broke that record last season with 18 made 3s in the win over George Washington on Dec. 1, 2023.
> The two team's first met on March 2, 2013 in A&M's inaugural SEC season.

SC ALL-TIME RECORD VS. TEXAS A&M

H: 5-2 ; A: 5-3 ; N: 0-0

Previous 10 meetings...

J. 7, 2017	H	79-68	W	
F. 3, 2018	A	60-83		L
F. 16, 2019	H	84-77	W	
M. 5, 2019	A	71-54	W	
J. 18, 2020	A	81-67	W	
F. 8, 2020	H	74-54	W	
J. 6, 2021	H	78-54	W	
J. 29, 2022	A	74-63	W	
J. 14, 2023	H	53-94		L
F. 28, 2024	A	70-68	W	



Preseason All-SEC selection Collin Murray Boyles, the team's leading scorer and rebounder, went 10-for-10 on FGs in the team's win over ECU (Dec. 7). He became just the third player in program history with 10 or more made FGs and no misses in a game, joining Kenny Holmes (11-for-11 vs. Manhattan on Jan. 15, 1981) and Troy McKoy (11-for-11 at Georgia on March 3, 1993). He is ONE of just NINE players in the country this season to have a game with 10 or more made FGs and no misses. He is just ONE of NINE players in the SEC to accomplish the feat since the 2001-02 season.

NOTABLE NUMBERS

66 & 70

Carolina has held two of the nation's top scoring offenses in check. The Gamecocks held #2/2 Auburn, who ranks 16th at 84.1 points per game, to **66 points** (second lowest point total) and #5/6 Florida, who ranks 8th at 85.3 points per game, to **70 points** (season-low for Gators).

12 3s

The Gamecocks have hit a season-high **12 3s** twice this season in home wins over Mercer (Nov. 21) and ECU (Dec. 7). The team is 4-0 this season when making 10 or more 3s in a game.

9

South Carolina has played **NINE** top-25 teams in its first 22 games of the season, with three opponents (Alabama, Auburn & Florida) being ranked in the top-five nationally and two more (Miss. State & Texas A&M) ranked in the top-15.

2nd half and OT), nine rebounds, four assists, two blocks and a steal. The Columbia native played his final 14 minutes and 19 seconds with four fouls before fouling out with 50 seconds to go in OT. Myles Stute finally had his breakout game with 19 points, five rebounds, two assists and a block. He went 5-for-7 from 3. The Gamecocks shot a sizzling 65.5% (19-of-29) in the 2nd half and overtime, including 72.7% (16-of-22) in the 2nd half alone.

BOUNCE BACK AT THE BEACH

> South Carolina bounced back from a tough loss to No. 22/22 Xavier (Nov. 25) in the semifinals of the Ft. Myers Tip-Off with a hard-fought win over ACC foe Virginia Tech in its final game of the holiday MTE on Nov. 27. The Gamecocks led for nearly the entire game as Collin Murray-Boyles had 16 points, eight rebounds, three steals and two blocks. Zachary Davis and Morris Ugusuk each had 12 points off the bench as Carolina got a season-high 32 points from its reserves. The team made 11 3s with six different players making a shot from behind the arc.

GETTING HOT FROM DISTANCE

> The Gamecocks finally struck gold from behind the arc in a 84-72 win over Mercer on Nov. 21. Carolina was hit a season-high 12 3s and was 44.4% (12-of-27) from behind the arc. Jamarri Thomas had 19 points and was 4-of-5 from distance. Zachary Davis hit a pair of 3s as he scored a career-high 18 points off the bench. Collin Murray-Boyles also hit two 3s, his first long balls in 33 games played in Garnet & Black the last two seasons.

FABULOUS FRONTCOURT

> South Carolina held a 38-20 points in the paint edge in an 80-54 rout of Towson on its home floor on Nov. 12. Preseason All-SEC selection Collin Murray-Boyles had 27 points and nine rebounds and Alabama grad transfer Nick Pringle had his first game in double-figures at Carolina with 15 points and nine rebounds. The duo scored 43 points and was a combined 15-of-20 (75.0%) from the floor. The Gamecocks shot 50.0 percent (26-of-52) overall as a team in the gameto improve to 8-0 under head coach Lamont Paris the last two seasons when shooting above 50.0 percent as a team.

MR. WRIGHT SCORES CAREER-HIGH

> Senior guard Jacobi Wright had the best game of his four-year Gamecock tenure, scoring a career-high 20 points in helping the team to a 86-64 win over SC State (Nov. 8). He went 4-of-7 from downtown. Sophomore forward Collin Murray-Boyles had his third career double-double (first of the 2024-25 season) with 19 points and a career-high 16 rebounds. He was 7-of-8 from the floor.

MURRAY-BOYLES PRESEASON ALL-SEC

> Rising sophomore Collin Murray-Boyles was tabbed a Third Team Preseason All-SEC selection by both the media and the league's head coaches. He's the first Gamecock to earn preseason All-SEC recognition since AJ Lawson in 2020-21 when he was selected to the second team. Murray-Boyles is coming off a solid freshman campaign in which he saw action in 28 games, starting the final 19 for the Gamecocks. He averaged 10.4 points, 5.7 rebounds (led team), 1.8 assists, 1.0 blocks and 1.0 steals per game en route to earning SEC All-Freshman honors. He shined down the stretch in league play a season ago, highlighted by a 31-point outing in a double-digit win over Vanderbilt (2/10/24) and a 24-point performance against Arkansas (3/14/24) in the second of round of the SEC Tournament that helped Carolina to its first win in the conference tournament since 2018. He shot 59.7 percent (117-196) from the floor to lead the team and also had a team-high 21 dunks. Murray-Boyles scored in double-figures in 10 of the team's final 13 games last season.

ORDER ON THE COURT

> The Honorable L. Casey Manning enters his 32nd season as an analyst for men's basketball games on the Gamecock Radio Network. He joined the broadcast team for the 1993-94 season and worked alongside legendary South Carolina play-by-play man Bob Fulton. Manning has worked alongside current play-by-play man Derek Scott since 2016-17. The Gamecocks advanced to the school's first ever Final Four their first year working together. Manning, a Dillon, S.C. native, played for the Gamecocks from 1970-73 and made history as the first African-American scholarship player in program history. He graduated from the South Carolina School of Law in 1977 and has served as Circuit Court Judge for the Fifth Judicial Court since 1994. Manning retired on Dec. 31, 2022.

> On Dec. 8, 2022, at a retirement function at the USC Alumni Center, Manning received the Order of the Palmetto from Gov. Henry McMaster, the highest civilian honor granted in the state of South Carolina.

> Two streets were also named after him, one in downtown Columbia near the courthouse he worked in and the other in his hometown of Dillon, S.C.

> On May 7, 2022, Manning received an honorary doctor of laws degree from the Board of Trustees at commencement. It is the highest degree you can receive from the university.

> He joins Dave Kellum (35th season as Ole Miss ppx) as the only members of the 30-year club on radio broadcast in the SEC.

KEY STAT

Lamont Paris' teams are 43-4 (.915) when scoring 80 or more points dating back to his first season as head coach at Chattanooga (2017-18). He's 11-0 at Carolina (4-0 in 24-25) when his team scores 80 or more.



Graduate forward Nick Pringle put together the best offensive, two-game stretch of his career in wins over USC Upstate (Dec. 14) and #25 Clemson (Dec. 17) with 37 points (18.5 ppg) while going 15-of-18 from the floor (83.3%).



2024 MEAC Player of the Year Jamaril Thomas joins South Carolina for his final season of collegiate eligibility in 2024-25. In his lone season at Norfolk State in 2023-24, averaged 16.9 points, 3.8 rebounds, 3.8 assists and 2.1 steals per game. He had 10 games with 20 or more points for the Spartans.

BY THE NUMBERS

29.6% - The Gamecocks held Towson to **29.6%** (16-of-54) in an 80-54 win on Nov. 12. It was the lowest opponent FG-percentage of the Lamont Paris era at South Carolina. The last time the Gamecocks held a team below 30.0% shooting was Texas A&M on Feb. 8, 2020. The Aggies shot just 27.3% (15-of-55) in the game.

59.0% - Collin-Murray Boyles is first in the SEC (22nd nationally) in field goal percentage (min. 5 FGM per game) at **59.0%**.

2nd - Murray-Boyles has a team-leading six double-doubles on the season, which gives him the **2nd** most in the SEC behind only Auburn's Johni Broome.

3 - Murray-Boyles had **3-straight** double-doubles at Boston College, vs. East Carolina and vs. USC Upstate from Dec. 3 to Dec. 14. He's the first player since Keyshawn Bryant in 2019-20 to accomplish the feat. Murray-Boyles, Bryant, Michael Carrera (2x) and Chris Silva (2x) are the only players for Carolina since 2001-02 to have double-double streaks of three or more games.

2nd - Graduate forward Nick Pringle is **2nd** in the nation in free throw rate (88.3%) via Ken-Pom. He has 13 more shot attempts (111) than free throw attempts (98) on the season.

4th & 6th - The Gamecocks rank **FOURTH** in the SEC in free throw attempts (23.5 - 28th nationally) and **SIXTH** in free throws made (16.3 - 50th nationally) per game.

25-of-27 - Carolina went **25-of-27** (92.6%) at the free throw line in its rout of Radford on Dec. 22. The 25 made free throws were the most in the Paris era at SC, surpassing the previous high of 24 set in the game prior against #25 Clemson. The Gamecocks are one of just 20 teams in the nation (only team in the SEC) to make 25 or more FTs in a game this season while shooting above 90.0% at the foul line.

4-0 - The Gamecocks are **4-0** this season when making 10 or more 3s in a game.

4-0 - The Gamecocks are **4-0** this season when having less turnovers than their opponents. Turnovers have been an issue for Carolina over the last five games.

4-1 - Carolina is also **4-1** this season when the team makes 20 or more FTs. The lone loss was in OT vs. #14/14 Miss. State on Jan. 25.

1-9 - Carolina is also **1-9** this season when the team scores 69 points or less.

6-0 - The team is **6-0** all-time under Paris (2-0 this season) when the team shoots 50.0 percent or higher from behind the arc.

7-0 - The Gamecocks are **7-0** under Paris when the team makes 30 or more field goals (2-0 this season).

14-2 - The SEC went **14-2** in the SEC/ACC Challenge on Dec. 3-4. The Gamecocks 22-point win at Boston College was one of 11 double-digit victories by the SEC over the ACC. The team is 2-0 under Lamont Paris in its two challenge games the last two seasons and is a perfect 3-0 this season against ACC foes.

10 - Paris has been a part of **10** NCAA Tournament teams as a Division I assistant/head coach with his first appearance at South Carolina coming last season.

18 - He has been a part of **18**, 20-win seasons as a college head and assistant coach.

.696 - In his 17 seasons as a collegiate assistant coach, teams associated with Paris were 497-217 (**.696**) with five conference titles and 12 NCAA Tournament appearances, reaching two Final Fours.

1998 - The team finished the 2023-24 season ranked No. 25 in the final AP Poll, marking the first time the Gamecocks have been ranked in the final top-25 poll since being slotted No. 14 in the final AP Poll of **1998**.

59.7% - Collin-Murray Boyles' field-goal percentage of **59.7%** last season as a freshman was the fourth-highest for a single-season in program history and the highest by a freshman in Gamecock history (min. 30 FGs). He was 117-of-196 from the floor in 28 games played.

274 - The Gamecocks made **274** 3s last season, a new single-season program record.

344 - The team had just **344** turnovers last season, the fourth-fewest all-time for a single season at Carolina.

8-3 - The Gamecocks were **8-3** in true road games during the 2023-24 season. The team won seven SEC games on the road, tying the 1996-97 SEC Champion squad for the most in program history since joining the league in 1991-92.

25 - Carolina held **25** opponents to less than 70 points last season, which T-4th nationally and led the SEC.

8-0 - The Gamecocks were **8-0** in 2023-24 when shooting 50.0% or better from the floor (team is 3-0 this season when shooting 50.0% or greater from the floor).

1997 - The Gamecocks picked up the program's first top-five road win since **1997** on Jan. 30, 2024 last season with a 63-59 victory over No. 5/5 Tennessee. The previous top-five road win was a 72-66 win at No. 3 Kentucky on March 2, 1997. The 59 points scored by Tennessee were a season-low for the Vols. It was also the first home loss of the season for UT, snapping a 13-game home winning streak by the Vols at Thompson-Boling Arena.

ROSTER
BREAKDOWN

Returning Letterwinners (6)

#1 Jacobi Wright
#2 Zachary Davis
#10 Myles Stute
#15 Morris Ugusuk
#30 Collin Murray-Boyles
#31 Benjamin Bosmans-Verdonk

Guards (10)

#1 Jacobi Wright
#2 Zachary Davis
#4 Weston Coggeshall
#6 Jamarii Thomas
#10 Myles Stute
#13 Austin Herro
#14 Lance Piper
#15 Morris Ugusuk
#21 Arden Conyers
#23 Cam Scott

Forwards (5)

#0 Jordan Butler
#5 Nick Pringle
#30 Collin Murray-Boyles
#33 Okku Federiko
#31 Benjamin Bosmans-Verdonk

By Height

#6 Jamarii Thomas (5-11)
#4 Weston Coggeshall (6-2)
#1 Jacobi Wright (6-2)
#13 Austin Herro (6-3)
#15 Morris Ugusuk (6-4)
#4 Lance Piper (6-5)
#23 Cam Scott (6-6)
#10 Myles Stute (6-6)
#12 Zachary Davis (6-7)
#21 Arden Conyers (6-7)
#33 Okku Federiko (6-8)
#30 Collin-Murray Boyles (6-8)
#31 Benjamin Bosmans-Verdonk (6-9)
#5 Nick Pringle (6-10)
#0 Jordan Butler (7-0)

2024-25 SOUTH CAROLINA MEN'S BASKETBALL ROSTER

Alphabetical Roster

No.	Name	Pos.	Ht.	Wt.	Cl.	Exp.	Hometown // Last School
31	Benjamin Bosmans-Verdonk	F	6-9	260	GR	2L	Lommel, Belgium // Illinois
0	Jordan Butler	F	7-0	240	SO	TR	Greenville, S.C. // Missouri
4	Weston Coggeshall	G	6-2	180	FR	HS	Charleston, S.C. // Philip Simmons
21	Arden Conyers	G	6-7	204	FR	HS	Columbia, S.C. // Westwood (Blythewood, S.C.)
12	Zachary Davis	G	6-7	194	SO	1L	Orangeburg, S.C. // Denmark-Olar
33	Okku Federiko	F	6-8	210	FR	HS	Helsinki, Finland // DRIVE Basketball Academy (Finland)
13	Austin Herro	G	6-3	180	FR	RS	Milwaukee, Wisc. // Whitnall (Greenfield, Wisc.)
30	Collin Murray-Boyles	F	6-8	245	SO	1L	Columbia, S.C. // Wasatch Academy (Mt Pleasant, Utah)
14	Lance Piper	G	6-5	180	FR	HS	Holtsville, N.Y. // Phelps School (Malvern, Pa.)
5	Nick Pringle	F	6-10	225	GR	TR	Seabrook, S.C. // Alabama
23	Cam Scott	G	6-6	171	FR	HS	Lexington, S.C. // Lexington
10	Myles Stute	G	6-6	210	SR	1L	Washington, D.C. // Vanderbilt
6	Jamarii Thomas	G	5-11	190	SR	TR	Greensboro, N.C. // Norfolk State
15	Morris Ugusuk	G	6-4	170	SO	1L	Helsinki, Finland // DRIVE Basketball Academy (Finland)
1	Jacobi Wright	G	6-2	190	SR	3L	Fort Mill, S.C. // Legacy Early College (Greenville, S.C.)

Numerical Roster

No.	Name	Pos.	Ht.	Wt.	Cl.	Exp.	Hometown // Last School
0	Jordan Butler	F	7-0	240	SO	TR	Greenville, S.C. // Missouri
1	Jacobi Wright	G	6-2	190	SR	3L	Fort Mill, S.C. // Legacy Early College (Greenville, S.C.)
2	Zachary Davis	G	6-7	200	JR	2L	Orangeburg, S.C. // Denmark-Olar
4	Weston Coggeshall	G	6-2	180	FR	HS	Charleston, S.C. // Philip Simmons
5	Nick Pringle	F	6-10	225	GR	TR	Seabrook, S.C. // Alabama
6	Jamarii Thomas	G	5-11	190	SR	TR	Greensboro, N.C. // Norfolk State
10	Myles Stute	G	6-6	210	SR	1L	Washington, D.C. // Vanderbilt
13	Austin Herro	G	6-3	180	FR	RS	Milwaukee, Wisc. // Whitnall (Greenfield, Wisc.)
14	Lance Piper	G	6-5	180	FR	HS	Holtsville, N.Y. // Phelps School (Malvern, Pa.)
15	Morris Ugusuk	G	6-4	170	SO	1L	Helsinki, Finland // DRIVE Basketball Academy (Finland)
21	Arden Conyers	G	6-7	212	FR	RS	Columbia, S.C. // Westwood (Blythewood, S.C.)
23	Cam Scott	G	6-6	171	FR	HS	Lexington, S.C. // Lexington
30	Collin Murray-Boyles	F	6-8	245	SO	1L	Columbia, S.C. // Wasatch Academy (Mt Pleasant, Utah)
31	Benjamin Bosmans-Verdonk	F	6-9	260	GR	2L	Lommel, Belgium // Illinois
33	Okku Federiko	F	6-8	210	FR	HS	Helsinki, Finland // DRIVE Basketball Academy (Finland)

Head Coach: Lamont Paris (Wooster, '96 ; Indiana State '00)

Assistant Coach: Tanner Bronson (Wisconsin, '08)

Assistant Coach: Eddie Shannon (Florida, '99)

Assistant Coach: Will Bailey (UAB, '97)

Assistant Coach: David McKinley (Ohio, '13)

Special Assistant to the Head Coach: Carey Rich (South Carolina, '95)

Director of Basketball Operations: Colby Arendale (Chattanooga, '18)

Director of Video Services: Roman DiPasquale (Wisconsin, '11)

Strength & Conditioning Coach: Scott Greenawalt (Muskingum College, '98)

Athletic Trainer: Mark Rodger (Buffalo, '01)

Assistant AD/Athletics Communications and Public Relations: Michael DeBates (Iowa State, '14)

Director of Academics: Kaitlyn McCanna-Doty (Texas Lutheran, '11)

Creative Media Producer: Sam Straker (Ohio Northern, '22)

Chief Development Officer/Sport Admin: Tyson Lusk (North Carolina, '09 ; Georgetown, '17)

Special Assistant to the Athletics Director/Sport Admin: Charles Waddell (North Carolina, '75)

TOP RETURNING

Scorer.....Murray-Boyles, 10.4 ppg
Rebounder.....Murray-Boyles, 5.7 rpg
Assist Maker.....Wright, 1.9 apg
FG Shooter * Murray-Boyles, 59.7%
3-Point FG Shooter \$.....Stute, 38.5%
FT Shooter \$Wright, 71.4%
Shot Blocker.....Murray-Boyles, 1.0 bpg
Steal Maker.....Murray-Boyles, 1.0 spg

* at least 75 attempts

\$ at least 20 attempts

PRONUNCIATION GUIDE

#4 Weston Cogg-eh-SHALL
#10 Myles STEW-tee
#15 Morris OO-GUH-sook
#30 Collin murray-BOY-ulz
#31 Benjamin BOSE-mans-ver-DONK
#33 oo-COU fed-a-RICO



HEAD COACH LAMONT PARIS

HEAD COACH | EIGHTH SEASON OVERALL | 134-112 (.545) | THIRD SEASON AT SOUTH CAROLINA | 47-40 (.540)

THE PARIS FILE

COACHING

Experience

28th year

College Head Coach Experience

8th season

Hire Date At Carolina

Thursday, March 24, 2022

PERSONAL

Hometown

Findlay, Ohio

Alma Mater

Wooster, 1996 (Bachelors - Economics)

Indiana State, 2000 (Masters - Rec. & Sport Mgmt.)

COACHING RESUME

College Assistant Coach

Wooster, 1997-98

DePauw, 1998-99

IUP, 2000-04

Akron, 2004-10

Wisconsin, 2010-17

College Head Coach

Chattanooga, 2017-22

South Carolina, 2022-present

Lamont Paris, who has been a part of nine NCAA Division I Tournaments and 18 twenty-win seasons as a college head and assistant coach, was named the University of South Carolina's 33rd head coach by Director of Athletics Ray Tanner on Thursday, March 24, 2022.

Paris, 49, is the first African-American head coach in the history of the Gamecock men's basketball program. The 2024 SEC Coach of the Year enters his third season leading the program in 2024-25.

In year two (2023-24), Paris and his staff helped orchestrate the greatest single-season turnaround in program history as South Carolina went 26-8 and returned to the NCAA Tournament for the first time since 2017. The 26 victories tied the 2016-17 Final Four team for the most single-season wins in program history. Carolina's 15-win improvement was tied for the second-best mark in the nation. The team's 25 regular season wins were a new program record. The Gamecocks went 13-5 in SEC play, good for a T-2nd finish in the league. The 13 SEC wins tied the 1997 SEC title team for the most SEC wins in program history (Carolina joined the league in 1991-92). Paris was named SEC Coach of the Year by the league's coaches and the AP (first coach in program history to be named SEC Coach of the Year by the media). He was one of four finalists for the 2024 Naismith National Coach of the Year and the Ben Jobe Award.

The Gamecocks won seven SEC games on the road in 2023-24, tying the 1996-97 team for the most SEC victories away from home in a single season. Carolina finished the year with a 12-5 record in true road and neutral site games. The Gamecocks were one of just 18 teams in the country with multiple top-10 wins and one of five teams in the nation with a top-five true road win. Carolina had a seven-game SEC win streak, which included beating No. 6/6 Kentucky 79-62 at home on Jan. 23 and No. 5/5 Tennessee, 63-59, in Knoxville on Jan. 30. Per Elias Sports Bureau, it was the first time the Gamecocks had defeated a pair of top-10 teams in a three-game stretch since 1968. Carolina's win over the Vols was the team's first AP Top-Five road victory since defeating No. 3 Kentucky, 72-66, on March 2, 1997. The Gamecocks returned to the top-25 for the first time since 2017 back in Week 14 on Feb. 5 and remained there the last seven weeks of the season. The team finished the year ranked No. 23 in the final USA Today Coaches Poll and No. 25 in the final AP Top-25, marking the first time Carolina was ranked in the final AP poll since 1998. The Gamecocks were ranked as high as No. 11 in both major polls.

Carolina allowed just 66.4 points per game during the regular season in 2023-24, which led the SEC. The Gamecocks held 25 opponents below 70 points, which T-7th best mark in the nation. Carolina was one of just four teams in the SEC to rank in the top-50 of adjusted efficiency on offense and defense via KenPom.

In his first season (2022-23), South Carolina had an overhauled roster with eight new players, including just 14.9 percent of the team's scoring and 18.4 percent of the minutes played returning from the season prior. The Gamecocks defeated Clemson at home, 60-58, for the first time since Dec. 19, 2014. Chico Carter Jr. hit the game-winning bucket with 0.9 seconds remaining. Paris became the first Gamecock head coach since Dave Odom in 2001 to defeat the in-state Tigers in his first season. The conference slate was highlighted by road wins at Kentucky, at Ole Miss and at LSU. The Gamecocks wire-to-wire victory at Rupp Arena on Jan. 10 was the team's first there since 2009 and just the program's third all-time win in Lexington since joining the SEC (1992). Ohio State transfer Meechie Johnson made six 3s and scored a career-high 26 points to lead the Gamecocks. Paris joined Eddie Fogler (1997) and Darrin Horn (2009) as the only Gamecock head coaches all-time to win in the historic building.

Paris came to Carolina after five seasons as the head coach at University of Tennessee at Chattanooga, coaching the Mocs to an 87-72 overall record (.547), including a 65-29 mark his last three seasons.

In his 17 seasons as a collegiate assistant coach prior to becoming head coach at Chattanooga, teams associated with Paris were 497-217 (.696) with five conference titles and 12 NCAA Tournament appearances (Division I and II), reaching two Final Fours.

Paris spent seven seasons as an assistant at Wisconsin from 2010-17 working for Bo Ryan and Greg Gard. The Badgers went to the NCAA Tournament every year with four Sweet 16 appearances and back-to-back trips to the Final Four in 2014 and 2015. Wisconsin played for the National Championship in 2015 after going 36-4 and winning both the Big Ten regular season and tournament titles. The Badgers took down No. 1 overall seed Kentucky in the National Semifinal, ending the Wildcats' previously undefeated season.

PARIS' CAREER RECORD, YEAR-BY-YEAR

SEASON	RECORD	CONFERENCE (FINISH)	POSTSEASON
2017-18 (CHATT)	10-23	3-15 (10th)	-
2018-19 (CHATT)	12-20	7-11 (5th)	-
2019-20 (CHATT)	20-13	10-8 (T-5th)	-
2020-21 (CHATT)	18-7	9-7 (4th)	-
2021-22 (CHATT)	27-8	14-4 (1st)	0-1 ; NCAA First Round
2022-23 (SC)	11-21	4-14 (12th)	-
2023-24 (SC)	26-8	13-5 (T-2nd)	0-1 ; NCAA First Round
2024-25 (SC)	10-11	0-8	-
Totals	134-112 (.545)	60-72 (.455)	0-2 (.000) • 2 NCAAAs



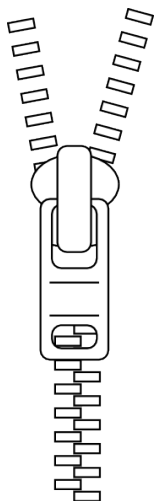
QZ Records in 2024-25 SZN

The quarter-zip has been a featured staple of head coach Lamont Paris' wardrobe since he arrived on campus in late March of 2022. Gamecock fans across the country began to quickly realize through various posts on social media and appearances made by Paris throughout the community how important this article of clothing was to him. His commitment to wearing the 1/4 zip in any and all situations with weather playing zero factor also became very apparent. If it's 95 degrees with 100 percent humidity in the heart of July in famously hot Columbia, the chances of seeing Paris in a 1/4 zip are in the 99th percentile.

The Q-zip, as its affectionally become known by South Carolina fans far and wide, is a popular choice for fall and winter weather. It's versatile and dynamic. It's light and comfortable enough to be worn indoors, but it also is thick and durable enough to layer up when a jacket is too heavy for full comfort. Every quarter-zip is different with different features like zippered pockets for added storage. You have a number of different options to style it by simply just adjusting the zipper height.

A 1/4 zip camera has been added to all home games at CLA in honor of Paris' fashion icon status amongst the Gamecock faithful.

To the right is a breakdown of his record this season in each 1/4 zip he has worn on the sidelines. Zip through it quickly and enjoy.



BLACK WITH GAMECOCK
MBB WORDMARK: 2-4



WHITE WITH GRAY RIBBED
SLEEVES: 0-1




GRAY ON GRAY GC MBB
WORDMARK: 1-0



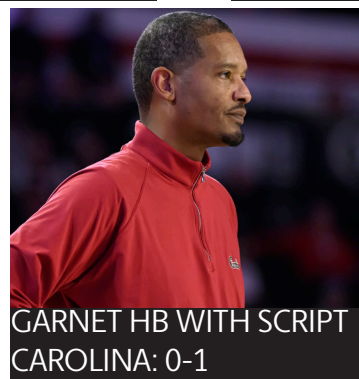
BLACK WITH WHITE OUT-
LINE BLOCK C: 0-2



BLACK HB WITH WHITE
CIRCLE & BLOCK C: 0-2



WHITE WITH STACKED
BLOCK C: 7-1



GARNET HB WITH SCRIPT
CAROLINA: 0-1

GAMECOCK SUPERLATIVES UNDER PARIS (FIRST SEASON WAS 2022-23)

Most Field Goals Made

1. 33, George Washington, Dec. 1, 2023
- T2. 32, Arkansas, Mar. 14, 2024
- T2. 32, Mississippi State, Mar. 9, 2024 (OT game)
4. 31, vs. Virginia Tech, Nov. 10, 2023
- T5. 30, #25 Clemson, Dec. 17, 2024
- T5. 30, SC State, Nov. 8, 2024
- T5. 30, vs. Vanderbilt, Feb. 10, 2024

Most Field Goals Attempted

1. 72, at Vanderbilt, Jan. 5, 2023
2. 71, VMI, Nov. 13, 2023
- T3. 68, Winthrop, Dec. 19, 2023
- T3. 68, at Georgia, Jan. 28, 2023
5. 67, SC State, Nov. 8, 2024

Highest Field Goal Percent

1. 56.4 percent (31-55), vs. Virginia Tech, Nov. 10, 2023
- T2. 54.0 percent (27-50), East Carolina, Dec. 7, 2024
- T2. 54.0 percent (27-50), vs. Grand Canyon, Nov. 19, 2023
4. 52.7 percent (29-55), USC Upstate, Nov. 6, 2023
5. 52.5 percent (32-61), Arkansas, March 14, 2024

Lowest Field Goal Percent

1. 25.0 percent (12-48), #8/9 Tennessee, Jan. 7, 2023
2. 28.1 percent (16-57), #12/12 Auburn, Mar. 15, 2024
3. 29.3 percent (17-58), #14/14 Miss. State, Jan. 25, 2025
4. 30.9 percent (17-55), at Alabama, Jan. 9, 2024
5. 31.1 percent (19-61), vs. Colorado State, Nov. 17, 2022

Most 3-Point Field Goals Made

1. 18, George Washington, Dec. 1, 2023
2. 15, at LSU, Feb. 18, 2023
3. 13, at Georgia, Jan. 28, 2023
- T4. 12, East Carolina, Dec. 7, 2024
- T4. 12, Mercer, Nov. 21, 2024
- T4. 12, USC Upstate, Nov. 6, 2023

Most 3-Point Field Goals Attempted

1. 35, George Washington, Dec. 1, 2023
- T2. 32, vs. Virginia Tech, Nov. 27, 2024
- T2. 32, at LSU, Feb. 18, 2023
- T4. 31, at Georgia, Jan. 28, 2023
- T4. 31, at Georgetown, Dec. 3, 2022

Highest 3-Point Field Goal Percentage (min. 10 attempts)

1. 55.0 (11-20), at Kentucky, Jan. 10, 2023
2. 54.5 (12-22), USC Upstate, Nov. 6, 2023
3. 52.6 (10-19), at Boston College, Dec. 3, 2024
4. 52.2 (12-23), East Carolina, Dec. 7, 2024
5. 51.4 (18-35), George Washington, Dec. 1, 2023

Most Free Throws Made

1. 25, Radford, Dec. 22, 2024
2. 24, #25 Clemson, Dec. 17, 2024
3. 23, #24/24 Florida, Mar. 2, 2024
- T4. 22, #14/14 Miss. State, Jan. 25, 2025
- T4. 22, Towson, Nov. 12, 2024
- T4. 22, #13/12 Auburn, Feb. 14, 2024
- T4. 22, Florida A&M, Dec. 30, 2023

Most Free Throws Attempted

- T1. 34, #25 Clemson, Dec. 17, 2024
- T1. 34, vs. DePaul, Nov. 17, 2023
3. 32, Georgia, Jan. 16, 2024
- T4. 31, #24/24 Florida, Mar. 2, 2024
- T4. 31, Georgia, March 4, 2023

Highest Free Throw Percentage (min. 10 attempts)

1. 100 percent (12-12), Winthrop, Dec. 19, 2023
2. 94.4 percent (17-18), at LSU, Feb. 18, 2023
3. 93.3 percent (14-15), #8/9 Tennessee, Jan. 7, 2023
4. 92.6 percent (25-27), Radford, Dec. 22, 2024
5. 88.9 percent (16-18), at Missouri, Jan. 13, 2024

Most Offensive Rebounds

- T1. 21, #14/14 Miss. State, Jan. 25, 2025
- T1. 21, VMI, Nov. 13, 2023
3. 19, Clemson, Nov. 11, 2022
- T4. 18, SC State, Nov. 8, 2024
- T4. 18, Winthrop, Dec. 19, 2023
- T4. 18, Eastern Michigan, Dec. 30, 2022

Most Defensive Rebounds

1. 38, at Vanderbilt, Jan. 5, 2022
2. 35, USC Upstate, Nov. 6, 2023
3. 34, WKU, Dec. 22, 2022
- T4. 33, SC State, Nov. 8, 2024
- T4. 33, at Florida, Jan. 25, 2023

Most Total Rebounds

- T1. 51, SC State, Nov. 8, 2024
- T1. 51, WKU, Dec. 22, 2022
3. 50, Clemson, Nov. 11, 2022
4. 46, Eastern Michigan, Dec. 30, 2022
- T5. 45, #14/14 Miss. State, Jan. 25, 2025
- T5. 45, USC Upstate, Nov. 6, 2023
- T5. 45, at Florida, Jan. 25, 2023

Most Personal Fouls

1. 25, at Vanderbilt, Jan. 5, 2022
- T2. 24, Georgia, Jan. 16, 2024
- T2. 24, vs. Grand Canyon, Nov. 19, 2023
- T2. 24, vs. DePaul, Nov. 17, 2023
- T5. 23, at #16/16 Indiana, Nov. 16, 2024
- T5. 23, #16/17 Auburn, Jan. 21, 2023

Most Points

1. 94, Florida A&M, Dec. 30, 2023
2. 93, Mississippi State, Mar. 9, 2024 (OT game)
3. 91, #25 Clemson, Dec. 17, 2024 (OT game)
4. 89, George Washington, Dec. 1, 2023
5. 86, SC State, Nov. 8, 2024

Fewest Points

1. 42, #8/9 Tennessee, Jan. 7, 2023
2. 45, at #11/13 Tennessee, Feb. 25, 2023
3. 47, at Alabama, Jan. 9, 2024
4. 51, Miss. State, Jan. 31, 2023
- T5. 53, Texas A&M, Jan. 14, 2023
- T5. 53, vs. Colorado State, Nov. 17, 2022

Most Assists

1. 25, at Georgia, Feb. 3, 2024
2. 22, at Texas A&M, Feb. 28, 2024
- T3. 21, Vanderbilt, Feb. 10, 2024
- T3. 21, Florida A&M, Dec. 30, 2023
5. 20, at Mississippi State, Mar. 9, 2024

Fewest Turnovers

1. 3, George Washington, Dec. 1, 2023
- T2. 6, Charleston Southern, Dec. 16, 2023
- T2. 6, Presbyterian, Dec. 11, 2022
4. 7, Vanderbilt, Feb. 10, 2024
- T5. 8, USC Upstate, Dec. 14, 2024
- T5. 8, Arkansas, Mar. 14, 2024
- T5. 8, at Mississippi State, Mar. 9, 2024
- T5. 8, vs. #24/24 Florida, Mar. 2, 2024

Most Turnovers

1. 25, at Vanderbilt, Jan. 15, 2025
- T2. 19, #14/14 Miss. State, Jan. 25, 2025
- T2. 19, Clemson, Nov. 11, 2022
- T4. 18, Miss. State, Jan. 31, 2023
- T4. 18, at Georgia, Jan. 28, 2023
- T4. 18, #8/9 Tennessee, Jan. 7, 2023

Most Blocks

- T1. 8, UNF, Nov. 4, 2024
- T1. 8, Georgia, Jan. 16, 2024
3. 7, vs. Davidson, Nov. 18, 2022
- T4. 6, Radford, Dec. 22, 2024
- T4. 6, SC State, Nov. 8, 2024
- T4. 6, #24/24 Florida, Mar. 2, 2024
- T4. 6, Kentucky, Jan. 23, 2024
- T4. 6, George Washington, Dec. 1, 2023
- T4. 6, Georgia, March 4, 2023

Most Steals

1. 13, #14/14 Miss. State, Jan. 25, 2025
2. 10, #8/9 Tennessee, Jan. 7, 2023
- T3. 9, at Georgia, Jan. 28, 2025
- T3. 9, vs. ECU, Dec. 17, 2022
- T5. 8, at Oklahoma, Jan. 18, 2025
- T5. 8, USC Upstate, Dec. 14, 2024
- T5. 8, Mercer, Nov. 21, 2024
- T5. 8, Towson, Nov. 12, 2024
- T5. 8, #24/24 Florida, Mar. 2, 2024
- T5. 8, Missouri, Jan. 27, 2024
- T5. 8, at Alabama, Jan. 9, 2024
- T5. 8, vs. Virginia Tech, Nov. 10, 2023
- T5. 8, Miss. State, Jan. 31, 2023

Most Points By Opponent

1. 101, #13/12 Auburn, Feb. 14, 2024
2. 94, Texas A&M, Jan. 14, 2023
3. 89, Mississippi State, Mar. 9, 2024 (OT game)
- T4. 88, #5/5 Alabama, Jan. 8, 2025
- T4. 88, #25 Clemson, Dec. 17, 2024 (OT game)

Fewest Points By Opponent

1. 43, Elon, Dec. 22, 2023
2. 48, Radford, Dec. 22, 2024
3. 51, at Boston College, Dec. 3, 2024
- T4. 53, USC Upstate, Dec. 14, 2024
- T4. 53, Notre Dame, Nov. 28, 2023
- T4. 53, USC Upstate, Nov. 25, 2022

Most Field Goals Made By Opponent

- T1. 36, at #13/12 Auburn, Feb. 14, 2024
- T1. 36, at #11/13 Tennessee, Feb. 25, 2023
- T3. 35, #5/5 Alabama, Jan. 8, 2025
- T3. 35, #8/9 Tennessee, Jan. 7, 2023
- T3. 35, Colorado State, Nov. 17, 2022

Fewest Field Goals Made By Opponent

- T1. 16, Towson, Nov. 12, 2024
- T1. 16, Elon, Dec. 22, 2023
- T1. 16, Winthrop, Dec. 19, 2023
4. 17, Notre Dame, Nov. 28, 2023
5. 18, Ole Miss, Feb. 24, 2024

Highest Opponent Field Goal Percent

1. 61.0 (36-59), at #13/12 Auburn, Feb. 14, 2024
2. 59.6 (28-47), vs. Oregon, Mar. 21, 2024
3. 58.3 (35-60), Colorado State, Nov. 17, 2022
4. 58.1 (36-62), at #11/13 Tennessee, Feb. 25, 2023
5. 56.0 (28-50), at Oklahoma, Jan. 18, 2025

Lowest Opponent Field Goal Percent

1. 29.6% (16-54), Towson, Nov. 12, 2024
2. 32.0% (16-50), Elon, Dec. 22, 2023
3. 32.7% (17-52), Notre Dame, Nov. 28, 2023
- T4. 33.3% (19-57), at Boston College, Dec. 3, 2024
- T4. 33.3% (18-54), Ole Miss, Feb. 24, 2024

Most Rebounds By Opponent

- T1. 48, Vanderbilt, Feb. 14, 2023
- T1. 48, Texas A&M, Jan. 14, 2023
- T1. 48, #8/9 Tennessee, Jan. 7, 2023
4. 45, vs. Georgia, Jan. 16, 2024
5. 44, at Vanderbilt, Jan. 5, 2023


Fewest Rebounds By Opponent

- T1. 23, Presbyterian, Dec. 30, 2024
- T1. 23, vs. Virginia Tech, Nov. 10, 2023
3. 24, Radford, Dec. 22, 2024
- T4. 25, at Vanderbilt, Jan. 15, 2025
- T4. 25, Georgia, March 4, 2023
- T4. 25, Presbyterian, Dec. 11, 2022

Most Turnovers By Opponent

1. 17, #14/14 Miss. State, Jan. 25, 2025
- T2. 16, VMI, Nov. 13, 2023
- T2. 16, Miss. State, Jan. 31, 2023
- T4. 15, USC Upstate, Dec. 14, 2024
- T4. 15, at Alabama, Jan. 9, 2024
- T4. 15, Elon, Dec. 22, 2023

GAMECOCK BASKETBALL ASSISTANT COACHES & SUPPORT STAFF




> **Tanner Bronson, Assistant Coach (Wisconsin, '08)**

- Served in same capacity at Chattanooga for five seasons (2017-22) under Paris ; third season at South Carolina
- Was assistant at St. Louis (2012-16) prior to joining the Mocs ; team won 103 games in his five seasons there and made three NCAA appearances, winning a game each time
- Went from manager, to walk-on to scholarship player at Wisconsin under Bo Ryan ; was on four NCAA teams (Elite Eight in '05' and Sweet Sixteen in '08')




> **Will Bailey, Assistant Coach (UAB, '97)**

- Third season with the Gamecocks and first under Paris ; was an assistant under Frank Martin from 2020-22 at South Carolina
- Chicago native who most recently worked as assistant at Loyola University Chicago in 2023-24
- Had two different stints under Travis Ford at St. Louis as an assistant coach, first for four seasons from 2016-19 and then for one season in 2022-23 ; was an assistant at La Salle for six seasons and was on staff for the Explorers' 2013 Sweet 16 squad



> **Eddie Shannon, Assistant Coach (Florida, '99)**

- Third season at Carolina ; spent three seasons at Chattanooga (2019-22) under Paris ; also was assistant at Canisius (2017-19)
- Played professionally overseas for 10 seasons with stops in Italy, France, Russia, Sweden, Croatia, Latvia, Greece, Australia, and Cyprus
- Four-year starter at Florida (1995-99), helping usher in the Billy Donovan era in Gainesville ; scored 1,168 career points and left as the career leader in steals (204) ; only player in school history with 200+ steals and he was also second in assists (493)



> **David McKinley, Assistant Coach (Ohio, '13)**

- Third season at Carolina ; was on Paris' staff at Chattanooga for five seasons (2017-22) in variety of roles
- Served as Director of Player Development in first season at Carolina (2022-23) ; was assistant coach for the Mocs for three seasons (2019-22)
- Played collegiately at Ohio University where he was a four-year letterwinner from 2010-13 ; team captain his last two years and member of Bobcat team that won school record 29 games and advanced to the Sweet Sixteen




> **Colby Arendale, Director of Operations (Chattanooga, '18)**

- Third season at Carolina ; served in the same capacity at Chattanooga under Paris for the three seasons (2019-22)
- Was a student manager in 2017-18 and then a graduate manager for the Mocs from 2018-19
- Recently completed his MBA




> **Carey Rich, Special Assistant to the Head Coach (South Carolina, '95)**

- First official hire of the Paris era at South Carolina ; enters his third season with the team
- Served seven years as superintendent with the City of Columbia's Parks and Recreation Department
- Played one season at Western Carolina before returning home to finish his career with the Gamecocks (1993-95) ; scored 784 career points in Garnet & Black and dished out 340 assists in 79 games ; his 4.30 assists per game average is sixth all-time at Carolina




> **Roman DiPasquale, Director of Video Services (Wisconsin, '11)**

- Third season at South Carolina ; was on the Chattanooga staff all five seasons (2017-22) under Paris serving in a variety of roles
- Worked as the video coordinator at Stanford (2014-16)
- Also has stints in the NBA with Portland (2013-14) and Philadelphia (2011-12) ; was a student manager at Wisconsin



> **Scott Greenawalt, Strength & Conditioning Coach (Muskingum College, '98)**

- Enters his 13th season with men's basketball program in 2024-25 ; worked with men's and women's basketball at Kansas State from 2006-12 before coming to South Carolina with head coach Frank Martin
- Was a part of the staff for the best season in school history which culminated with a trip to the 2017 Final Four
- Worked at Cincinnati for eight years prior to his time in Manhattan ; was an all-conference linebacker in in for Muskingum College



Mark Rodger
Athletic Trainer



Dom Campo
Graduate Assistant



Tada Stricklen
Graduate Assistant



Michael DeBates
Assistant AD
Communications & PR



Sam Straker
Creative Media Producer



Jeremy Ford
Sports Dietician



Tyson Lusk
Sport Admin



Charles Waddell
Secondary Sport Admin



COLONIAL LIFE ARENA (TEAM'S THREE SELLOUTS LAST SEASON TIED 15-16 FOR MOST IN CLA HISTORY) HOME OF GAMECOCK BASKETBALL SINCE 2002 • COLONIAL LIFE ARENA RECORD: 252-122 (.674)

FUN FACTS ABOUT COLONIAL LIFE ARENA

- > **16,880** cubic yards of earth moved, which is enough to fill 222 swimming pools
- > **3,848** tons of steel, which would weigh equal to 96,200 quarters, which would equal \$24,050
- > **125** miles of cable, which would stretch between Columbia and Folly Beach
- > **1,872** tons of cooling, which would cool an average of 12 grocery stores
- > **205,384** bricks and **60,137** concrete blocks, which would stretch the entire length of Lake Murray (41 miles)
- > **8,750** gallons of paint, which would paint approximately 115 average Columbia 2-story houses
- > **4,781** square yards of carpet, which would carpet approximately the field at Williams-Brice Stadium
- > **443** people working on building the arena at a given time, which would staff 44 fast food restaurants
- > **1,158,000** man-hours to complete Colonial Life Arena, which would equal two working hours from each person living in the Columbia Metro area



CHRIS SILVA THROWS IN A SILVA SLAM FOR TWO OF HIS 27 POINTS THAT LED THE GAMECOCKS TO VICTORY VS. NO. 18 KENTUCKY, 76-68, ON JAN. 16, 2018. CAROLINA TRAILED BY AS MANY AS 14 POINTS IN THE SECOND HALF.

KEY ARENA DATES/ MEMORABLE MOMENTS

- > **April 2001** - Construction begins
- > **Nov. 24, 2002** - Carolina defeats ETSU, 71-66, in its first contest in the building
- > **Jan. 8, 2003** - The Gamecocks post a 55-49 win in the first SEC contest at the building over Ole Miss.
- > **March 15, 2006** - Carolina defeats Western Kentucky, 74-55, in the first round of the Postseason NIT. The Gamecocks would go on to win their second straight NIT Championship later that month.
- > **Jan. 21, 2009** - Zam Fredrick scores on a last second lay-in to propel the Gamecocks past Florida, 70-69, at the buzzer. Carolina would go on to capture the 2009 SEC Eastern Division Co-Championship.
- > **Jan. 26, 2010** - Led by heralded senior Devan Downey, Carolina posted its first win over a No. 1 ranked opponent (AP poll) in school history when it defeated top-ranked Kentucky, 68-62.
- > **Feb. 7, 2017** - The Gamecocks would battle Alabama into a four-overtime contest, with the Crimson Tide eventually closing the 90-86 win. Senior guard Sindarius Thornwell scored 44 points and pulled down 21 rebounds in the game. Carolina would go on to its first Final Four in program history later that season.
- > **Nov. 15, 2019** - Carolina captures its 200th victory at Colonial Life Arena with a 90-63 win over Cleveland State.
- > **Jan. 23, 2024** - The Gamecocks dominated No. 6/6 Kentucky, 79-62. It was the program's highest margin of victory ever over a top-10 team ever.



DEVAN DOWNEY VS. KENTUCKY, JAN. 26, 2010 - HE SCORED 30 POINTS AS CAROLINA BEAT THE TOP-RANKED WILDCATS, 68-62.



TA'LON COOPER TIED A CAREER-HIGH WITH 20 POINTS IN A 79-62 ROUT OVER NO. 6/6 KENTUCKY ON JAN. 23, 2010. CAROLINA HELD THE NATION'S BEST SCORING OFFENSE TO A SEASON-LOW IN POINTS.

2024-25 GAMECOCK SUPERLATIVES

GAMECOCKS'

24-25 RECORD WHEN ...

At home	8-5
On the road	1-5
At neutral sites	1-1
In overtime	1-1
vs. Top 25 team	1-7
vs. Top 10 team	-
vs. Top 5 team	0-3
Leading at half	7-4
Trailing at half	3-7
Tied at half	-
Shooting 50% or better	3-0
Shooting between 39-49.9%	7-8
Shooting less than 39%	0-3
Opp. shooting 50% or better	0-5
Opp. shooting between 40-49.9%	4-6
Opp. shooting less than 40%	6-0
Shooting better than opp.	9-3
Shooting worse then/equal to opp.	1-8
Starters out-score opp. starter	8-3
Opp. starters score/equal more	2-8
Bench out-scores opp. bench	6-4
Opp. bench scores/equals more	4-7
Having more FTs than opp.	9-8
Having equal/less FTs than opp.	1-3
Have more TOs than opp.	7-10
Having equal/less TOs than opp.	4-0
Having more rebounds than opp.	10-5
Having equal/less rebounds than opp.	0-6
Making 6 or more 3FGs	8-4
Having 15 or more assists	6-2
Score more points in paint than opp.	5-2
Scoring equal/less points in paint than opp.	5-9
Scoring more points off TOs than opp.	6-2
Scoring equal/less points off TOs than opp.	4-9
Scoring more 2nd-chance points than opp.	8-4
Scoring equal/less 2nd-chance points than opp.	2-7
Scoring more fast break points than opp.	3-2
Scoring equal/less fast break points than opp.	7-9
Wearing White uniforms	7-5
Wearing Garnet uniforms	0-1
Wearing Black uniforms	2-5
Wearing Throwback White uniforms	2-2
Playing on live TV/live broadcast	10-11
Playing in November	4-3
Playing in December	6-0
Playing in January	0-8
Playing in February	-
Playing in March	-
Playing a day-game	4-5
Playing a night-game	6-6
Playing on a Monday	1-2
Playing on a Tuesday	3-1
Playing on a Wednesday	1-3
Playing on a Thursday	1-0
Playing on a Friday	1-0
Playing on a Saturday	2-6
Playing on a Sunday	1-0
Scoring margin is 5 points or less	1-5
Margin is between 6-10	3-1
Margin is between 11-20	2-4
Margin is more than 20	4-1
Scoring 59 points or less	0-1
Scoring 60-69 points	1-8
Scoring 70-79 points	5-2
Scoring 80-89 points	3-0
Scoring 90-99 points	1-0
Scoring 100+ points	-

MISCELLANEOUS

Current streak	L8
Home court streak	L4
Away streak	L4
Neutral court streak	W1

Scoring Leaders	'24-25	Career
Collin Murray-Boyles	8	13
Myles Stute		2*
Jamarii Thomas	5	5*
Morris Ugusuk	3	3
Zachary Davis	2	3
Jacobi Wright	2	2
Nick Pringle	1	1*

Rebounding Leaders	'24-25	Career
Collin Murray-Boyles	14	25
Nick Pringle	9	9*
Zachary Davis		3
Myles Stute		3*
Benjamin Bosmans-Verdonk		2*
Jamarii Thomas	1	1*
Jacobi Wright	1	1

Assists Leaders	'24-25	Career
Jacobi Wright	6	28
Zachary Davis	5	10
Collin Murray-Boyles	6	9
Jamarii Thomas	8	8*
Benjamin Bosmans-Verdonk		3*
Morris Ugusuk	1	3
Nick Pringle	1	1*
Myles Stute		1*

Blocks Leaders	'24-25	Career
Collin Murray-Boyles	12	22
Zachary Davis	1	9
Benjamin Bosmans-Verdonk	1	8*
Nick Pringle	5	5*
Morris Ugusuk	1	4
Jacobi Wright	2	4
Myles Stute	2	2*
Jordan Butler	1	1*
Jamarii Thomas	1	1*

Steals Leaders	'24-25	Career
Collin Murray-Boyles	11	23
Zachary Davis	5	23
Jacobi Wright	2	14
Jamarii Thomas	9	9*
Myles Stute	3	7*
Morris Ugusuk	2	4
Benjamin Bosmans-Verdonk		4*
Arden Conyers	2	2
Nick Pringle	1*	1*

Double-Figure Scoring	'24-25	Career
Jamarii Thomas	13	55
Myles Stute	2	45
Collin Murray-Boyles	18	31
Nick Pringle	9	28
Jacobi Wright	8	27
Zachary Davis	8	15
Morris Ugusuk	4	6
Arden Conyers	4	4
Jordan Butler		1
Benjamin Bosmans-Verdonk		1

20+ points	'24-25	Career
Jamarii Thomas	1	12
Collin Murray-Boyles	5	7
Myles Stute		5
Zachary Davis	2	2
Jacobi Wright	2	2
Morris Ugusuk	1	1

30+ points	'24-25	Career
Collin Murray-Boyles		1
Jamarii Thomas		1

Double-Figure Rebounding	'24-25	Career
Nick Pringle	4	11
Collin Murray-Boyles	7	10
Jacobi Wright	1	1
Myles Stute		1

Miscellaneous

Largest Halftime Lead

SC 17, Towson (11/12) & at BC (12/3)

Opp 25, at #17/16 Miss. St., Jan. 4, 2025

Smallest Halftime Lead

SC 4, Mercer, Nov. 21, 2024

Opp 4, at Oklahoma, Jan. 18, 2025

Fewest Points In First Half

SC 18, at #17/16 Miss. St., Jan. 4, 2025

Opp 19, at Boston College, Dec. 3, 2024

Most Points In First Half

SC 43, Towson, Nov. 12, 2024

Opp 45, #5/5 Alabama, Jan. 8, 2025

Fewest Points In Second Half

SC 23, #2/2 Auburn, Jan. 11, 2025

Opp 12, Radford, Dec. 22, 2024

Most Points In Second Half

SC 48, Mercer, Nov. 21, 2024
& ECU, Dec. 7, 2024

Opp 54, #25/RV Clemson, Dec. 17, 2024

Most Points in Overtime

SC 11, #25/RV Clemson, Dec. 17, 2024

Opp 10, #14/14 Miss. St., Jan. 25, 2025

Largest Margin of Victory

SC 26, Towson (11/12) & Radford (12/22), Nov. 12, 2024

Opp 35, at #17/16 Miss. St., Jan. 4, 2025

Smallest Margin of Victory

SC 3, #25/RV Clemson, Dec. 17, 2024

Opp 1, #5/5 Florida, Jan. 22, 2025

5+ assists	'24-25	Career
Jamarii Thomas	5	21
Jacobi Wright	4	6
Collin Murray-Boyles	2	4
Morris Ugusuk		1
Benjamin Bosmans-Verdonk		1

3+ steals	'24-25	Career
Jamarii Thomas	3	19
Collin Murray-Boyles	4	8
Zachary Davis	3	6
Myles Stute		2
Morris Ugusuk	1	1

2+ blocks	'24-25	Career
Collin Murray-Boyles	10	17
Nick Pringle	3	12
Jordan Butler		9
Myles Stute	1	2
Zachary Davis		1

Double-Doubles	'24-25	Career
Nick Pringle	2	8
Collin Murray-Boyles	6	8
Myles Stute		1

Dunks	'24-25	Career
Collin Murray-Boyles	17	38
Zachary Davis	9	23
Nick Pringle	19	19*
Benjamin-Bosmans Verdonk	1	5*
Jamarii Thomas	4	4*
Myles Stute		2*
Cam Scott	3	3
Morris Ugusuk		1

- tied for team lead also included

- * indicates at Carolina ONLY

2024-25 GAME-BY-GAME

	Date	Result	FG-A	Pct	3FG-A	Pct	FT-A	Pct	O-D-Total	PF	Pts	A	TO	Blk	Stl	Min	Half
North Florida at South Carolina	11/4/24	L, 71-74	29-69	42.0%	10-29	34.5%	6-13	46.2%	15-28-43	20	74	10	9	4	6	200	31
SC State at South Carolina	11/8/24	W, 86-64	26-56	46.4%	5-16	31.3%	14-25	56.0%	9-28-37	14	71	15	10	8	5	200	36
Towson at South Carolina	11/12/24	W, 80-54	24-67	35.8%	3-16	18.8%	13-24	54.2%	16-20-36	23	64	13	10	5	12	200	25
South Carolina at #16/16 Indiana	11/16/24	L, 71-87	30-64	46.9%	8-27	29.6%	18-25	72.0%	18-33-51	18	86	17	13	6	5	200	41
Mercer at South Carolina	11/21/24	W, 84-72	16-54	29.6%	5-25	20.0%	17-29	58.6%	15-16-31	26	54	5	14	3	11	200	26
& - South Carolina vs. #22/22 Xavier	11/25/24	L, 66-75	26-52	50.0%	6-21	28.6%	22-30	73.3%	10-29-39	21	80	18	15	1	8	200	43
& - South Carolina vs. Virginia Tech	11/27/24	W, 70-60	24-63	38.1%	8-29	27.6%	15-23	65.2%	13-21-34	23	71	12	12	1	4	200	32
^ - South Carolina at Boston College	12/3/24	W, 73-51	26-51	51.0%	8-17	47.1%	27-33	81.8%	7-27-34	21	87	12	11	7	7	200	43
East Carolina at South Carolina	12/7/24	W, 75-68	26-57	45.6%	12-26	46.2%	8-9	88.9%	6-24-30	24	72	16	12	2	7	200	32
USC Upstate at South Carolina	12/14/24	W, 73-53	27-55	49.1%	12-27	44.4%	18-29	62.1%	8-25-33	12	84	13	9	2	8	200	36
#25/RV Clemson at South Carolina	12/17/24	W, 91-88 (OT)	23-54	42.6%	4-17	23.5%	16-20	80.0%	4-27-31	18	66	8	12	4	4	200	34
Radford at South Carolina	12/22/24	W, 74-48	28-63	44.4%	4-18	22.2%	15-21	71.4%	12-29-41	15	75	10	10	4	8	200	29
Presbyterian at South Carolina	12/30/24	W, 69-59	23-52	44.2%	11-32	34.4%	13-21	61.9%	9-28-37	12	70	13	10	3	2	200	33
*South Carolina at #17/16 Miss. State	1/4/25	L, 50-85	23-59	39.0%	8-18	44.4%	6-9	66.7%	9-26-35	20	60	10	9	2	5	200	25
*#5/5 Alabama at South Carolina	1/8/25	L, 68-88	23-50	46.0%	10-19	52.6%	17-25	68.0%	6-31-37	18	73	16	10	1	3	200	36
*#2/2 Auburn at South Carolina	1/11/25	L, 63-66	19-57	33.3%	2-16	12.5%	11-18	61.1%	11-24-35	21	51	11	11	5	4	200	19
*South Carolina at Vanderbilt	1/15/25	L, 63-66	27-55	49.1%	4-14	28.6%	10-14	71.4%	9-18-27	15	68	9	6	3	7	200	32
*South Carolina at Oklahoma	1/18/25	L, 62-82	27-50	54.0%	12-23	52.2%	9-17	52.9%	8-22-30	12	75	19	10	1	3	200	27
*#5/6 Florida at South Carolina	1/22/25	L, 69-70	23-61	37.7%	1-10	10.0%	6-11	54.5%	13-25-38	19	53	8	15	4	8	200	28
*#14/14 Miss. State at South Carolina	1/25/25	L, 60-65 (OT)	25-59	42.4%	5-19	26.3%	18-25	72.0%	11-29-40	10	73	14	8	5	8	200	35
*South Carolina at Georgia	1/28/25	L, 60-71	30-64	46.9%	9-21	42.9%	19-21	90.5%	8-20-28	23	88	13	10	2	4	205	26
*#13/15 Texas A&M at South Carolina	2/1/25		30-58	51.7%	7-17	41.2%	24-34	70.6%	11-24-35	21	91	16	12	4	4	205	34
*South Carolina at Kentucky	2/8/25		19-55	34.5%	2-12	16.7%	8-13	61.5%	6-18-24	21	48	19	8	3	7	200	36
*Ole Miss at South Carolina	2/12/25		20-51	39.2%	9-30	30.0%	25-27	92.6%	11-31-42	13	74	12	12	6	3	200	30
*South Carolina at Florida	2/15/25		21-44	47.7%	5-10	50.0%	12-16	75.0%	5-18-23	25	59	8	13	3	7	200	32
*South Carolina at LSU	2/18/25		22-48	45.8%	5-13	38.5%	20-30	66.7%	14-19-33	14	69	15	12	5	7	200	24
*Texas at South Carolina	2/22/25		16-55	29.1%	2-19	10.5%	16-23	69.6%	11-21-32	11	50	10	14	1	5	200	18
*South Carolina at Missouri	2/25/25		35-62	56.5%	8-25	32.0%	7-9	77.8%	8-32-40	18	85	18	10	10	10	200	43
*Arkansas at South Carolina	3/1/25		35-64	54.7%	8-19	42.1%	10-20	50.0%	11-25-36	20	88	21	11	5	10	200	45
*Georgia at South Carolina	3/4/25		23-54	42.6%	3-14	21.4%	19-25	76.0%	7-26-33	21	68	8	15	5	6	200	28
*South Carolina at Tennessee	3/8/25		26-57	45.6%	8-21	38.1%	6-12	50.0%	11-22-33	15	66	12	6	8	3	200	34

BOLD - home game | & - Fort Myers Tip-Off (Fort Myers, Fla.) | ^ - SEC/ACC Challenge (Chestnut Hill, Mass.) | * - indicates SEC contest




2024-25 SOUTH CAROLINA BASKETBALL


OVERALL: 10-11 // SEC: 0-8 // HOME: 8-5 // AWAY: 1-4 // NEUTRAL: 1-1

DATE	OPP.	W/L	SCORE	RECORD (SEC)	POINTS	REBOUNDS	ASSISTS	BLOCKS	STEALS	ATTENDANCE
11/4/24	North Florida	L	74-71	0-1	CMB (15)	Pringle (9)	Wright (6)	CMB (4)	CMB/Thomas (2)	12,388
11/8/24	SC State	W	86-64	1-1	Wright (20)	CMB (16)	CMB/Davis (4)	Stute (3)	Thomas (2)	12,205
11/12/24	Towson	W	80-54	2-1	CMB (27)	CMB/Pringle (9)	Thomas (5)	Pringle (1)	Thomas (2)	11,577
11/16/24	at #16/16 Indiana	L	71-87	2-2	Ugusuk (18)	Pringle (11)	Thomas (4)	Pringle (1)	Stute (2)	17,222
11/21/24	Mercer	W	84-72	3-2	Thomas (19)	CMB (9)	Wright (5)	Pringle/Wright (1)	Thomas (3)	11,054
11/25/24	#22/22 Xavier - &	L	66-75	3-3	CMB (13)	CMB/Thomas (6)	Three tied (2)	CMB (3)	CMB/Davis (2)	3,500
11/27/24	Virginia Tech- &	W	70-60	4-3	CMB (16)	CMB (8)	Davis (3)	CMB (2)	CMB (3)	3,500
12/3/24	at Boston College - ^	W	73-51	5-3	CMB (16)	CMB (14)	Thomas (5)	Stute (1)	Three tied (1)	4,607
12/7/24	East Carolina	W	75-68	6-3	Thomas (22)	CMB/Pringle (10)	Thomas (7)	CMB (1)	Stute (1)	10,997
12/14/24	USC Upstate	W	73-53	7-3	Pringle (19)	CMB (11)	Wright (6)	CMB/Pringle (2)	CMB (3)	11,092
12/17/24	#25/RV Clemson	W	91-88 (OT)	8-3	CMB (22)	CMB (9)	CMB (4)	CMB (2)	Thomas (3)	12,780
12/22/24	Radford	W	74-48	9-3	Thomas (18)	Pringle (8)	Pringle (4)	CMB (4)	Three tied (1)	10,831
12/30/24	Presbyterian	W	69-59	10-3	CMB (22)	CMB (9)	Thomas (6)	Pringle (2)	Davis (3)	10,525
1/4/25	at #17/16 Miss. St.*	L	50-85	10-4 (0-1)	Davis (22)	CMB (10)	Thomas (6)	CMB (1)	Thomas (2)	8,075
1/8/25	#5/5 Alabama*	L	68-88	10-5 (0-2)	Wright (20)	CMB (8)	CMB (3)	Five tied (1)	CMB/Wright (2)	11,115
1/11/25	#2/2 Auburn*	L	63-66	10-6 (0-3)	CMB (25)	Pringle (10)	Wright (4)	BBV (1)	Four tied (1)	13,390
1/15/25	at Vanderbilt*	L	63-66	10-7 (0-4)	Ugusuk (20)	Wright (10)	Three tied (2)	CMB (2)	Ugusuk (3)	6,443
1/18/25	at Oklahoma*	L	62-82	10-8 (0-5)	Ugusuk (15)	CMB (10)	Wright (5)	none	CMB (5)	7,264
1/22/25	#5/6 Florida*	L	69-70	10-9 (0-6)	Davis (22)	Pringle (7)	CMB (8)	CMB (3)	Davis (3)	14,930
1/25/25	#14/14 Miss. St.*	L	60-65 (OT)	10-10 (0-7)	Thomas (19)	CMB/Pringle (12)	Davis/Thomas (2)	CMB (2)	Three tied (4)	13,203
1/28/25	at Georgia*	L	60-71	10-11 (0-8)	Thomas (19)	Pringle (6)	CMB (5)	CMB (2)	Three tied (2)	7,062
2/1/25	#13/15 Texas A&M*									


& - Fort Myers Tip-Off (Fort Myers, Fla.) | ^ - SEC/ACC Challenge (Chestnut, Hill, Mass.) | * - indicates SEC contest | home games in




71




74




74




74




74




74




74




74




74




74




74




74




74




74




74




74




74




74




74




74



74



74



74

74

74

74

74

74

74

74

74

74

74

74

74

74

74

74

74

74

74

74

74

74

74

74

74

74

74

74

74

74

74

74

74

74

74

74

74

74

74

74

74

74

74

74

74

74

74

74

74

74

74

74

74

74

74

74

74

74

74

74

74

74

74

74

74

74

74

74

74

74

74

74

74

74

74

74

74

74

74

74

74

74

74

74

74

74

74

74

74

74

74

74

74

74

74

74

74

74

74

74

74

74

74

74

74

74

74

74

74

74

74

74

74

74

74

74

74

74

74

74

74

74

74

74

74

74

74

74

74

74

74

74

74

74

74

74

74

74

74

74

74

74

74

74

74

74

74

74

74

74

74

74

74

74

74

74

74

74

74

74

74

74

74

74

74

74

74

74

74

74

74

74

74

74

74

74

74

74

74

74

74

74

74

74

74

74

74

74

74

74

74

74

74

74

74

74

74

74

74

74

74

74

74

74

74

74

74

74

74

74

74

74

74

74

74

74

74

74

74

74

74

74

74

74

74

74

74

74

74

74

74

74

74

74

74

74

74

74

74

74

74

74

74

74

74


74



GAME 4 at #16/16 Indiana
Bloomington, Ind.
Assembly Hall
Nov. 16, 2024
Ugusuk scores career-high 18 pts
off bench for Carolina



GAME 5 vs. Mercer
Columbia, S.C.
Colonial Life Arena
Nov. 21, 2024
Gamecocks sink season-high 12
triples in double-digit victory



GAME 6 vs. #22/22 Xavier
Fort Myers, Fla.
Suncoast Credit Union Arena
Nov. 25, 2024
Poor shooting plagues Gamecocks
down the stretch in 2nd half

BLOOMINGTON, Ind. (AP) — Myles Rice scored 17 of his 23 points in the first half and No. 16 Indiana defeated South Carolina 87-71 on Saturday.

Rice, a Washington State transfer, hit 7 of 10 shots including 3 of 4 from 3-point range and all six foul shots. The Hoosiers (3-0) were never seriously threatened in the second half, their smallest lead being eight points with 1:19 remaining.

Mackenzie Mgbako added 17 for Indiana.

Morris Ugusuk led the Gamecocks (2-2) with 18 points, including four 3-pointers.

Rice hit shots on back-to-back possessions, including a 3-pointer with 17 seconds remaining in the first half, as Indiana opened up a 43-32 lead at the break.

Collin Murray-Boyles scored just two points before sitting eight minutes into the first half with two fouls. He sat again when assessed his fourth foul with 15:34 remaining and fouled out with 8:16 remaining.

The Gamecocks return home to host Mercer on Thursday. The Hoosiers host UNC Greensboro on Thursday.

COLUMBIA, S.C. (AP) — Jamarii Thomas had 19 points and Zachary Davis scored 18 to lead South Carolina to an 84-72 victory over Mercer on Thursday night.

Thomas made 5 of 10 shots from the floor, including 4 of 5 from 3-point range, and 5 of 8 free throws for the Gamecocks (3-2). He also had three steals. Davis sank 7 of 12 shots with a pair of 3-pointers, adding five rebounds.

Collin Murray-Boyles scored 16 and finished a rebound shy of a double-double for South Carolina. Jacobi Wright scored 11.

Tyler Johnson hit four 3-pointers and led the Bears (2-3) with 15 points. Alex Holt and Angel Montas Jr. added 14 points apiece and Ahmad Robinson pitched in with 13 points and eight assists before fouling out. TJ Grant grabbed 10 rebounds off the bench.

Thomas and Davis scored seven points apiece in the first half to help South Carolina take a 36-32 lead into intermission. Cam Bryant scored all nine of his points and Johnson scored seven to keep Mercer (2-3) close. The difference in the first half was the Gamecocks made 5 of 9 free throws while the Bears did not attempt one.

South Carolina maintained a lead until Robinson buried a 3-pointer to put the Bears on top 60-59 with 10:47 left to play.

The Gamecocks moved back in front and a Myles Stute 3-pointer gave them their biggest lead to that point at 70-62 with 7:45 remaining. A Murray-Boyles dunk pushed the lead to double digits with 3:39 to go and South Carolina was not threatened from there.

FORT MYERS, Fla. (AP) — Zach Freemantle scored 16 points, Dailyn Swain added 14, and No. 22 Xavier beat South Carolina 75-66 in the Fort Myers Tip-Off on Monday night.

Ryan Conwell added 13 points, Dayvion McKnight had 11 and Jerome Hunter chipped in 10 off the bench for the Musketeers (6-0).

Collin Murray-Boyles led South Carolina (3-3) with 13 points while Jamarii Thomas added 11 and Jacobi Wright 10.

The Musketeers jumped out to a 7-0 lead but South Carolina responded with the next 17 points as Xavier went scoreless for 6:35. The Gamecocks led 34-29 at halftime.

These teams last played in the 1941-42 season. Xavier now is 26-11 against SEC schools going back to 2008.

This was the Musketeers' first game away from the Cintas Center after starting the season with five home games. Xavier has a brutal stretch coming up that will include three straight games at No. 16 Cincinnati (Dec. 14), at No. 2 UConn (Dec. 18) and at home against No. 10 Marquette (Dec. 21).



The Gamecocks 17-0 run was highlighted by great defense. Xavier had no second chances, was contested on drives and couldn't hit from the outside.



Xavier used 11-2 and 8-2 runs to regain the lead at 50-44. The Musketeers led by as much as 66-55 before South Carolina went on a 7-0 spurt. The Gamecocks would get no closer.

Xavier won despite shooting 4 of 18 from the 3-point line. The Musketeers had made at least 10 treys in their first five games.

GAME 4


Official Basketball Box Score - Final													Game Time: 1:00 PM		
South Carolina at Indiana													Game Duration: 1:08		
11/16/24 Sun 10:00 AM Assembly Hall, Bloomington, Ind.													Attendance: 17,220		
2024-25 Men's Basketball													Officials: Keith Kinzie, Brian Dorsey, Mike Lissowski		
South Carolina - 71															
Record: 3-2															
NO. Name	Min	FG	3P	FT	Rebounds	Fouls	TP	AS	TO	ST	Blocks	BB	BA	+	Shooting By Period
5 Nick Pringle	32:44	4-10	0-7	4-7	11	4	6	13	2	3	1	1	0	6	3PT 11-21 52.4%
10 Myles Stute	31:33	4-14	3-11	0-0	1	2	3	1	11	1	0	2	0	-9	FT 3-4 75.0%
30 Collin Murray-Boyles	18:13	1-4	0-1	0-0	2	4	6	5	2	1	4	0	0	-9	3PT 1-5 20.0%
1 Jacobi Wright	27:52	2-11	0-3	2-4	0	0	0	0	3	6	2	0	0	3-25	FT 12-19 63.2%
6 Jamari Thomas	35:53	5-14	1-5	2-4	1	2	3	4	13	4	2	1	0	-15	GM FG 24-63 38.1%
2 Zachary Davis	12:12	3-4	0-1	2-2	0	2	2	3	8	1	0	0	0	-7	3PT 6-13 46.2%
15 Morris Ugusuk	23:07	5-8	4-6	4-6	1	2	3	2	18	1	2	0	0	-5	FT 12-19 63.2%
23 Cam Scott	06:14	0-2	0-0	0-0	2	2	1	1	0	0	0	1	0	-1	
31 Benjamin Bosmans-Vorbeck	04:26	0-1	0-0	0-0	1	0	1	2	0	0	0	0	0	-4	GM FG 26-51 51.0%
0 Jordan Butler	01:46	0-0	0-0	0-0	0	0	0	0	0	0	0	0	0	-1	3PT 0-1 0.0%
Team					3	1	4	0	0	0	0				GM FT 12-19 63.2%
Totals		24-63	8-29	15-23	13	21	34	23	71	12	4	1	7	-16	GM FT 12-19 63.2%
Technical Fouls: Thomas 2; 45:32															
Shooting By Period															
1st FG 11-21 52.4% 3PT 7-20 35.0% FT 3-4 75.0% 2nd FG 13-32 40.6% 3PT 9-11 81.8% FT 12-19 63.2%															
3rd FG 11-21 52.4% 3PT 1-5 20.0% FT 12-19 63.2% 4th FG 10-24 41.7% 3PT 6-13 46.2% FT 12-19 63.2%															
5th FG 10-24 41.7% 3PT 6-13 46.2% FT 12-19 63.2% 6th FG 10-24 41.7% 3PT 6-13 46.2% FT 12-19 63.2%															
7th FG 10-24 41.7% 3PT 6-13 46.2% FT 12-19 63.2% 8th FG 10-24 41.7% 3PT 6-13 46.2% FT 12-19 63.2%															
9th FG 10-24 41.7% 3PT 6-13 46.2% FT 12-19 63.2% 10th FG 10-24 41.7% 3PT 6-13 46.2% FT 12-19 63.2%															
11th FG 10-24 41.7% 3PT 6-13 46.2% FT 12-19 63.2% 12th FG 10-24 41.7% 3PT 6-13 46.2% FT 12-19 63.2%															
13th FG 10-24 41.7% 3PT 6-13 46.2% FT 12-19 63.2% 14th FG 10-24 41.7% 3PT 6-13 46.2% FT 12-19 63.2%															
15th FG 10-24 41.7% 3PT 6-13 46.2% FT 12-19 63.2% 16th FG 10-24 41.7% 3PT 6-13 46.2% FT 12-19 63.2%															
17th FG 10-24 41.7% 3PT 6-13 46.2% FT 12-19 63.2% 18th FG 10-24 41.7% 3PT 6-13 46.2% FT 12-19 63.2%															
19th FG 10-24 41.7% 3PT 6-13 46.2% FT 12-19 63.2% 20th FG 10-24 41.7% 3PT 6-13 46.2% FT 12-19 63.2%															
21st FG 10-24 41.7% 3PT 6-13 46.2% FT 12-19 63.2% 22nd FG 10-24 41.7% 3PT 6-13 46.2% FT 12-19 63.2%															
23rd FG 10-24 41.7% 3PT 6-13 46.2% FT 12-19 63.2% 24th FG 10-24 41.7% 3PT 6-13 46.2% FT 12-19 63.2%															
25th FG 10-24 41.7% 3PT 6-13 46.2% FT 12-19 63.2% 26th FG 10-24 41.7% 3PT 6-13 46.2% FT 12-19 63.2%															
27th FG 10-24 41.7% 3PT 6-13 46.2% FT 12-19 63.2% 28th FG 10-24 41.7% 3PT 6-13 46.2% FT 12-19 63.2%															
29th FG 10-24 41.7% 3PT 6-13 46.2% FT 12-19 63.2% 30th FG 10-24 41.7% 3PT 6-13 46.2% FT 12-19 63.2%															
31st FG 10-24 41.7% 3PT 6-13 46.2% FT 12-19 63.2% 32nd FG 10-24 41.7% 3PT 6-13 46.2% FT 12-19 63.2%															
33rd FG 10-24 41.7% 3PT 6-13 46.2% FT 12-19 63.2% 34th FG 10-24 41.7% 3PT 6-13 46.2% FT 12-19 63.2%															
35th FG 10-24 41.7% 3PT 6-13 46.2% FT 12-19 63.2% 36th FG 10-24 41.7% 3PT 6-13 46.2% FT 12-19 63.2%															
37th FG 10-24 41.7% 3PT 6-13 46.2% FT 12-19 63.2% 38th FG 10-24 41.7% 3PT 6-13 46.2% FT 12-19 63.2%															
39th FG 10-24 41.7% 3PT 6-13 46.2% FT 12-19 63.2% 40th FG 10-24 41.7% 3PT 6-13 46.2% FT 12-19 63.2%															
41st FG 10-24 41.7% 3PT 6-13 46.2% FT 12-19 63.2% 42nd FG 10-24 41.7% 3PT 6-13 46.2% FT 12-19 63.2%															
43rd FG 10-24 41.7% 3PT 6-13 46.2% FT 12-19 63.2% 44th FG 10-24 41.7% 3PT 6-13 46.2% FT 12-19 63.2%															
45th FG 10-24 41.7% 3PT 6-13 46.2% FT 12-19 63.2% 46th FG 10-24 41.7% 3PT 6-13 46.2% FT 12-19 63.2%															
47th FG 10-24 41.7% 3PT 6-13 46.2% FT 12-19 63.2% 48th FG 10-24 41.7% 3PT 6-13 46.2% FT 12-19 63.2%															
49th FG 10-24 41.7% 3PT 6-13 46.2% FT 12-19 63.2% 50th FG 10-24 41.7% 3PT 6-13 46.2% FT 12-19 63.2%															
51st FG 10-24 41.7% 3PT 6-13 46.2% FT 12-19 63.2% 52nd FG 10-24 41.7% 3PT 6-13 46.2% FT 12-19 63.2%															
53rd FG 10-24 41.7% 3PT 6-13 46.2% FT 12-19 63.2% 54th FG 10-24 41.7% 3PT 6-13 46.2% FT 12-19 63.2%															
55th FG 10-24 41.7% 3PT 6-13 46.2% FT 12-19 63.2% 56th FG 10-24 41.7% 3PT 6-13 46.2% FT 12-19 63.2%															
57th FG 10-24 41.7% 3PT 6-13 46.2% FT 12-19 63.2% 58th FG 10-24 41.7% 3PT 6-13 46.2% FT 12-19 63.2%															
59th FG 10-24 41.7% 3PT 6-13 46.2% FT 12-19 63.2% 60th FG 10-24 41.7% 3PT 6-13 46.2% FT 12-19 63.2%															
61st FG 10-24 41.7% 3PT 6-13 46.2% FT 12-19 63.2% 62nd FG 10-24 41.7% 3PT 6-13 46.2% FT 12-19 63.2%															
63rd FG 10-24 41.7% 3PT 6-13 46.2% FT 12-19 63.2% 64th FG 10-24 41.7% 3PT 6-13 46.2% FT 12-19 63.2%															
65th FG 10-24 41.7% 3PT 6-13 46.2% FT 12-19 63.2% 66th FG 10-24 41.7% 3PT 6-13 46.2% FT 12-19 63.2%															
67th FG 10-24 41.7% 3PT 6-13 46.2% FT 12-19 63.2% 68th FG 10-24 41.7% 3PT 6-13 46.2% FT 12-19 63.2%															
69th FG 10-24 41.7% 3PT 6-13 46.2% FT 12-19 63.2% 70th FG 10-24 41.7% 3PT 6-13 46.2% FT 12-19 63.2%															
71st FG 10-24 41.7% 3PT 6-13 46.2% FT 12-19 63.2% 72nd FG 10-24 41.7% 3PT 6-13 46.2% FT 12-19 63.2%															
73rd FG 10-24 41.7% 3PT 6-13 46.2% FT 12-19 63.2% 74th FG 10-24 41.7% 3PT 6-13 46.2% FT 12-19 63.2%															
75th FG 10-24 41.7% 3PT 6-13 46.2% FT 12-19 63.2% 76th FG 10-24 41.7% 3PT 6-13 46.2% FT 12-19 63.2%															
77th FG 10-24 41.7% 3PT 6-13 46.2% FT 12-19 63.2% 78th FG 10-24 41.7% 3PT 6-13 46.2% FT 12-19 63.2%															
79th FG 10-24 41.7% 3PT 6-13 46.2% FT 12-19 63.2% 80th FG 10-24 41.7% 3PT 6-13 46.2% FT 12-19 63.2%															
81st FG 10-24 41.7% 3PT 6-13 46.2% FT 12-19 63.2% 82nd FG 10-24 41.7% 3PT 6-13 46.2% FT 12-19 63.2%															
83rd FG 10-24 41.7% 3PT 6-13 46.2% FT 12-19 63.2% 84th FG 10-24 41.7% 3PT 6-13 46.2% FT 12-19 63.2%															
85th FG 10-24 41.7% 3PT 6-13 46.2% FT 12-19 63.2% 86th FG 10-24 41.7% 3PT 6-13 46.2% FT 12-19 63.2%															
87th FG 10-24 41.7% 3PT 6-13 46.2% FT 12-19 63.2% 88th FG 10-24 41.7% 3PT 6-13 46.2% FT 12-19 63.2%															
89th FG 10-24 41.7% 3PT 6-13 46.2% FT 12-19 63.2% 90th FG 10-24 41.7% 3PT 6-13 46.2% FT 12-19 63.2%															
91st FG 10-24 41.7% 3PT 6-13 46.2% FT 12-19 63.2% 92nd FG 10-24 41.7% 3PT 6-13 46.2% FT 12-19 63.2%															
93rd FG 10-24 41.7% 3PT 6-13 46.2% FT 12-19 63.2% 94th FG 10-24 41.7% 3PT 6-13 46.2% FT 12-19 63.2%															
95th FG 10-24 41.7% 3PT 6-13 46.2% FT 12-19 63.2% 96th FG 10-24 41.7% 3PT 6-13 46.2% FT 12-19 63.2%															
97th FG 10-24 41.7% 3PT 6-13 46.2% FT 12-19 63.2% 98th FG 10-24 41.7% 3PT 6-13 46.2% FT 12-19 63.2%															
99th FG 10-24 41.7% 3PT 6-13 46.2% FT 12-19 63.2% 100th FG 10-24 41.7% 3PT 6-13 46.2% FT 12-19 63.2%															
101st FG 10-24 41.7% 3PT 6-13 46.2% FT 12-19 63.2% 102nd FG 10-24 41.7% 3PT 6-13 46.2% FT 12-19 63.2%															
103rd FG 10-24 41.7% 3PT 6-13 46.2% FT 12-19 63.2% 104th FG 10-24 41.7% 3PT 6-13 46.2% FT 12-19 63.2%															
105th FG 10-24 41.7% 3PT 6-13 46.2% FT 12-19 63.2% 106th FG 10-24 41.7% 3PT 6-13 46.2% FT 12-19 63.2%															
107th FG 10-24 41.7% 3PT 6-13 46.2% FT 12-19 63.2% 108th FG 10-24 41.7% 3PT 6-13 46.2% FT 12-19 63.2%															
109th FG 10-24 41.7% 3PT 6-13 46.2% FT 12-19 63.2% 110th FG 10-24 41.7% 3PT 6-13 46.2% FT 12-19 63.2%															
111th FG 10-24 41.7% 3PT 6-13 46.2% FT 12-19 63.2% 112th FG 10-24 41.7% 3PT 6-13 46.2% FT 12-19 63.2%															
113th FG 10-24 41.7% 3PT 6-13 46.2% FT 12-19 63.2% 114th FG 10-24 41.7% 3PT 6-13 46.2% FT 12-19 63.2%															
115th FG 10-24 41.7% 3PT 6-13 46.2% FT 12-19 63.2% 116th FG 10-24 41.7% 3PT 6-13 46.2% FT 12-19 63.2%															
117th FG 10-24 41.7% 3PT 6-13 46.2% FT 12-19 63.2% 118th FG 10-24 41.7% 3PT 6-13 46.2% FT 12-19 63.2%															
119th FG 10-24 41.7% 3PT 6-13 46.2% FT 12-19 63.2% 120th FG 10-24 41.7% 3PT 6-13 46.2% FT 12-19 63.2%															
121st FG 10-24 41.7% 3PT 6-13 46.2% FT 12-19 63.2% 122nd FG 10-24 41.7% 3PT 6-13 46.2% FT 12-19 63.2%															
123rd FG 10-24 41.7% 3PT 6-13 46.2% FT 12-19 63.2% 124th FG 10-24 41.7% 3PT 6-13 46.2% FT 12-19 63.2%															
125th FG 10-24 41.7% 3PT 6-13 46.2% FT 12-19 63.2% 126th FG 10-24 41.7% 3PT 6-13 46.2% FT 12-19 63.2%															
127th FG 10-24 41.7% 3PT 6-13 46.2% FT 12-19 63.2% 128th FG 10-24 41.7% 3PT 6-13 46.2% FT 12-19 63.2%															
129th FG 10-24 41.7% 3PT 6-13 46.2% FT 12-19 63.2% 130th FG 10-24 41.7% 3PT 6-13 46.2% FT 12-19 63.2%															
131st FG 10-24 41.7% 3PT 6-13 46.2% FT 12-19 63.2% 132nd FG 10-24 41.7% 3PT 6-13 46.2% FT 12-19 63.2%															
133rd FG 10-24 41.7% 3PT 6-13 46.2% FT 12-19 63.2% 134th FG 10-24 41.7% 3PT 6-13 46.2% FT 12-19 63.2%															
135th FG 10-24 41.7% 3PT 6-13 46.2% FT 12-19 63.2% 136th FG 10-24 41.7% 3PT 6-13 46.2% FT 12-19 63.2%															
137th FG 10-24 41.7% 3PT 6-13 46.2% FT 12-19 63.2% 138th FG 10-24 41.7% 3PT 6-13 46.2% FT 12-19 63.2%															
139th FG 10-24 41.7% 3PT 6-13 46.2% FT 12-19 63.2% 140th FG 10-24 41.7% 3PT 6-13 46.2% FT 12-19 63.2%															
141st FG 10-24 41.7% 3PT 6-13 46.2% FT 12-19 63.2% 142nd FG 10-24 41.7% 3PT 6-13 46.2% FT 12-19 63.2%															
143rd FG 10-24 41.7% 3PT 6-13 46.2% FT 12-19 63.2% 144th FG 10-24 41.7% 3PT 6-13 46.2% FT 12-19 63.2%															
145th FG 10-24 41.7% 3PT 6-13 46.2% FT 12-19 63.2% 146th FG 10-24 41.7% 3PT 6-13 46.2% FT 12-19 63.2%															
147th FG 10-24 41.7% 3PT 6-13 46.2% FT 12-19 63.2% 148th FG 10-24 41.7% 3PT 6-13 46.2% FT 12-19 63.2%															
149th FG 10-24 41.7% 3PT 6-13 46.2% FT 12-19 63.2% 150th FG 10-24 41.7% 3PT 6-13 46.2% FT 12-19 63.2%															
151st FG 10-24 41.7% 3PT 6-13 46.2% FT 12-19 63.2% 152nd FG 10-24 41.7% 3PT 6-13 46.2% FT 12-19 63.2%															
153rd FG 10-24 41.7% 3PT 6-13 46.2% FT 12-19 63.2% 154th FG 10-24 41.7% 3PT 6-13 46.2% FT 12-19 63.2%															
155th FG 10-24 41.7% 3PT 6-13 46.2% FT 12-19 63.2% 156th FG 10-24 41.7% 3PT 6-13 46.2% FT 12-19 63.2%															
157th FG 10-24 41.7% 3PT 6-13 46.2% FT 12-19 63.2% 158th FG 10-24 41.7% 3PT 6-13 46.2% FT 12-19 63.2%															
159th FG 10-24 41.7% 3PT 6-13 46.2% FT 12-19 63.2% 160th FG 10-24 41.7% 3PT 6-13 46.2% FT 12-19 63.2%															
161st FG 10-24 41.7% 3PT 6-13 46.2% FT 12-19 63.2% 162nd FG 10-24 41.7% 3PT 6-13 46.2% FT 12-19 63.2%															
163rd FG 10-24 41.7% 3PT 6-13 46.2% FT 12-19 63.2% 164th FG 10-24 41.7% 3PT 6-13 46.2% FT 12-19 63.2%															
165th FG 10-24 41.7% 3PT 6-13 46.2% FT 12-19 63.2% 166th FG 10-24 41.7% 3PT 6-13 46.2% FT 12-19 63.2%															
167th FG 10-24 41.7% 3PT 6-13 46.2% FT 12-19 63.2% 168th FG 10-24 41.7% 3PT 6-13 46.2% FT 12-19 63.2%															
169th FG 10-24 41.7% 3PT 6-13 46.2% FT 12-19 63.2% 170th FG 10-24 41.7% 3PT 6-13 46.2% FT 12-19 63.2%															
171st FG 10-24 41.7% 3PT 6-13 46.2% FT 12-19 63.2% 172nd FG 10-24 41.7% 3PT 6-13 46.2% FT 12-19 63.2%															
173rd FG 10-24 41.7% 3PT 6-13 46.2% FT 12-19 63.2% 174th FG 10-24 41.7% 3PT 6-13 46.2% FT 12-19 63.2%															
175th FG 10-24 41.7% 3PT 6-13 46.2% FT 12-19 63.2% 176th FG 10-24 41.7% 3PT 6-13 46.2% FT 12-19 63.2%															
177th FG 10-24 41.7% 3PT 6-13 46.2% FT 12-19 63.2% 178th FG 10-24 41.7% 3PT 6-13 46.2% FT 12-19 63.2%															
179th FG 10-24 41.7% 3PT 6-13 46.2% FT 12-19 63.2% 180th FG 10-24 41.7% 3PT 6-13 46.2% FT 12-19 63.2%															
181st FG 10-24 41.7% 3PT 6-13 46.2% FT 12-19 63.2% 182nd FG 10-24 41.7% 3PT 6-13 46.2% FT 12-19 63.2%															
183rd FG 10-24 41.7% 3PT 6-13 46.2% FT 12-19 63.2% 184th FG 10-24 41.7% 3PT 6-13 46.2% FT 12-19 63.2%															
185th FG 10-24 41.7% 3PT 6-13 46.2% FT 12-19 63.2% 186th FG 10-24 41.7% 3PT 6-13 46.2% FT 12-19 63.2%															
187th FG 10-24 41.7% 3PT 6-13 46.2% FT 12-19 63.2% 188th FG 10-24 41.7% 3PT 6-13 46.2% FT 12-19 63.2%															
189th FG 10-24 41.7% 3PT 6-13 46.2% FT 12-19 63.2% 190th FG 10-24 41.7% 3PT 6-13 46.2% FT 12-19 63.2%															
191st FG 10-24 41.7% 3PT 6-13 46.2% FT 12-19 63.2% 192nd FG 10-24 41.7% 3PT 6-13 46.2% FT 12-19 63.2%															
193rd FG 10-24 41.7% 3PT 6-13 46.2% FT 12-19 63.2% 194th FG 10-24 41.7% 3PT 6-13 46.2% FT 12-19 63.2%															
195th FG 10-24 41.7% 3PT 6-13 46.2% FT 12-19 63.2% 196th FG 10-24 41.7% 3PT 6-13 46.2% FT 12-19 63.2%															
197th FG 10-24 41.7% 3PT 6-13 46.2% FT 12-19 63.2% 198th FG 10-24 41.7% 3PT 6-13 46.2% FT 12-19 63.2%															
199th FG 10-24 41.7% 3PT 6-13 46.2% FT 12-19 63.2% 200th FG 10-24 41.7% 3PT 6-13 46.2% FT 12-19 63.2%															
201st FG 10-24 41.7% 3PT 6-13 46.2% FT 12-19 63.2% 202nd FG 10-24 41.7% 3PT 6-13 46.2% FT 12-19 63.2%															
203rd FG 10-24 41.7% 3PT 6-13 46.2% FT 12-19 63.2% 204th FG 10-24 41.7% 3PT 6-13 46.2% FT 12-19 63.2%															
205th FG 10-24 41.7% 3PT 6-13 46.2% FT 12-19 63.2% 206th FG 10-24 41.7% 3PT 6-13 46.2% FT 12-19 63.2%															
207th FG 10-24 41.7% 3PT 6-13 46.2% FT 12-19 63.2% 208th FG 10-24 41.7% 3PT 6-13 46.2% FT 12-19 63.2%															
209th FG 10-24 41.7% 3PT 6-13 46.2% FT 12-19 63.2% 210th FG 10-24 41.7% 3PT 6-13 46.2% FT 12-19 63.2%															
211st FG 10-24 41.7% 3PT 6-13 46.2% FT 12-19 63.2% 21															

	75	<i>GAME 9 vs. East Carolina</i>
	68	Columbia, S.C.
		Colonial Life Arena
		Dec. 7, 2024
		<i>Thomas scores season-high 22 points as Gamecocks hit 12 3s</i>


	74	GAME 12 vs. Radford
	48	Columbia, S.C. Colonial Life Arena Dec. 22, 2024 Gamecocks close final 10:06 of game on 23-2 run

[illegible]


GAMECOCK.
MEN'S BASKETBALL



69




59




59


GAME 13 vs. Presbyterian
Columbia, S.C.
Colonial Life Arena
Dec. 30, 2024
Murray-Boyles scores 18 of 22 in final 20 minutes against Blue Hose



50




85




85


GAME 14 at #17/16 Miss. State
Starkville, Miss.
Humphrey Coliseum
Jan. 4, 2025
Zachary Davis scored a career-high 22 points



68



88



88

GAME 15 vs. #5/5 Alabama
Columbia, S.C.
Colonial Life Arena
Jan. 8, 2025
Wright matches career high with 20 points

COLUMBIA, S.C. (AP) — Collin Murray-Boyles scored 18 of his 22 points in the second half and South Carolina rallied to beat Presbyterian 69-59 on Monday night.

Murray-Boyles made 6 of 10 shots from the floor and 10 of 14 free throws, adding nine rebounds for the Gamecocks (10-3), who upped their win streak to seven and improved to 8-1 at home.

Nick Pringle scored 14 on 5-for-6 shooting for South Carolina. Jamarii Thomas pitched in with 10 points and six assists.

Kory Mincy scored 27 points to lead the Blue Hose (7-8), who fell to 1-7 on the road. Kobe Stewart totaled 13 points, six rebounds and three steals.

Mincy made two 3-pointers and scored 12 to guide Presbyterian to a 32-24 lead at halftime. The Blue Hose shot 52% from the floor and hit 4 of 7 from beyond the arc. Pringle had nine points for South Carolina. He made all four of his shots before the break while his teammates made 6 of 22. Jaylen Peterson's layup put Presbyterian up 14-13 and the Blue Hose played the final 11 minutes of the half with the lead.

Presbyterian stayed in front until Thomas buried a 3-pointer and Murray-Boyles made two free throws to give South Carolina a 42-41 lead with 11:14 left. Mincy scored five straight and the Blue Hose regained the lead. Pringle scored five in a row to give the Gamecocks a 54-50 lead with 5:26 remaining and they led the rest of the way.

South Carolina travels to play No. 17 Mississippi State on Saturday in a Southeastern Conference opener. Presbyterian returns home to play Longwood on Thursday in a Big South Conference opener.

STARKVILLE, Miss. (AP) — Josh Hubbard scored 21 points and Claudell Harris had 17 points and nine rebounds as No. 17 Mississippi State beat South Carolina 85-50 on Saturday in the SEC opener for both teams.

Mississippi State (13-1) opened the game with a 15-2 run and limited South Carolina to 18 points in the first half. That was the lowest point total allowed by the Bulldogs in SEC play under coach Chris Jans. The Bulldogs closed out the first half with a 10-0 outburst and led 43-18 at the break.

Riley Kugel scored 12 points and KeShawn Murphy contributed 12 points, eight rebounds and four blocked shots as Mississippi State won its seventh straight game.

Zachary Davis scored 22 points and Collin Murray-Boyles was held to five points on 2-for-9 shooting for South Carolina (10-4).

South Carolina shot 29% (16 for 55) and was 2 for 19 from 3-point distance. The Gamecocks had 14 turnovers and shot 16 for 23 from the line.

Mississippi State shot 56% (35 for 62) from the field and outrebounded the Gamecocks 40-32.

COLUMBIA, S.C. (AP) — Mark Sears scored 22 points — hitting of 4 of 6 3-pointers — to help No. 5 Alabama beat South Carolina 88-68 on Wednesday night for its seventh straight victory.

Aden Holloway added 13 points for the Crimson Tide (13-2, 2-0 Southeastern Conference) in their 10th straight victory over the Gamecocks (10-5, 0-2).

Sears scored or assisted on 17 of Alabama's first 25 points. He finished with six assists and joined Brian Williams as the only players in Alabama history with 1,500 points, 200 3-pointers and 300 assists.


Clifford Omoruyi added 10 points and five rebounds.

Jacobi Wright led South Carolina (10-5, 0-2) with 20 points. Jamarii Thomas added 15.


GAME 13

GAME 14


GAME 15




Official Basketball Box Score - Final
Presbyterian at South Carolina
1/23/25 Colonial Life Arena, Columbia
2024-25 South Carolina Men's Basketball



Record: 7-6



Record: 10-3



Record: 10-3

Game Info
Game Time: 1:00 PM
Game Duration: 2:02
Attendance: 10,525

Officials: Byron Jarrett, Claudi Roda, Lucas Santos

Shooting By Period
1st FG%: 10-25 (40.0%)
2nd FG%: 10-25 (40.0%)
3rd FG%: 10-25 (40.0%)
4th FG%: 10-25 (40.0%)
FT%: 10-25 (40.0%)
GMFG%: 10-25 (40.0%)
Dead Ball Rebounds: 3-0

Technical Fouls: NONE

Shooting By Period
1st FG%: 10-25 (40.0%)
2nd FG%: 10-25 (40.0%)
3rd FG%: 10-25 (40.0%)
4th FG%: 10-25 (40.0%)
FT%: 10-25 (40.0%)
GMFG%: 10-25 (40.0%)
Dead Ball Rebounds: 3-0

Technical Fouls: NONE

Shooting By Period
1st FG%: 10-25 (40.0%)
2nd FG%: 10-25 (40.0%)
3rd FG%: 10-25 (40.0%)
4th FG%: 10-25 (40.0%)
FT%: 10-25 (40.0%)
GMFG%: 10-25 (40.0%)
Dead Ball Rebounds: 3-0

Technical Fouls: NONE

Shooting By Period
1st FG%: 10-25 (40.0%)
2nd FG%: 10-25 (40.0%)
3rd FG%: 10-25 (40.0%)
4th FG%: 10-25 (40.0%)
FT%: 10-25 (40.0%)
GMFG%: 10-25 (40.0%)
Dead Ball Rebounds: 3-0

Technical Fouls: NONE

Shooting By Period
1st FG%: 10-25 (40.0%)
2nd FG%: 10-25 (40.0%)
3rd FG%: 10-25 (40.0%)
4th FG%: 10-25 (40.0%)
FT%: 10-25 (40.0%)
GMFG%: 10-25 (40.0%)
Dead Ball Rebounds: 3-0

Technical Fouls: NONE

Shooting By Period
1st FG%: 10-25 (40.0%)
2nd FG%: 10-25 (40.0%)
3rd FG%: 10-25 (40.0%)
4th FG%: 10-25 (40.0%)
FT%: 10-25 (40.0%)
GMFG%: 10-25 (40.0%)
Dead Ball Rebounds: 3-0

Technical Fouls: NONE

Shooting By Period
1st FG%: 10-25 (40.0%)
2nd FG%: 10-25 (40.0%)
3rd FG%: 10-25 (40.0%)
4th FG%: 10-25 (40.0%)
FT%: 10-25 (40.0%)
GMFG%: 10-25 (40.0%)
Dead Ball Rebounds: 3-0

Technical Fouls: NONE

Shooting By Period
1st FG%: 10-25 (40.0%)
2nd FG%: 10-25 (40.0%)
3rd FG%: 10-25 (40.0%)
4th FG%: 10-25 (40.0%)
FT%: 10-25 (40.0%)
GMFG%: 10-25 (40.0%)
Dead Ball Rebounds: 3-0

Technical Fouls: NONE

Shooting By Period
1st FG%: 10-25 (40.0%)
2nd FG%: 10-25 (40.0%)
3rd FG%: 10-25 (40.0%)
4th FG%: 10-25 (40.0%)
FT%: 10-25 (40.0%)
GMFG%: 10-25 (40.0%)
Dead Ball Rebounds: 3-0

Technical Fouls: NONE

Shooting By Period
1st FG%: 10-25 (40.0%)
2nd FG%: 10-25 (40.0%)
3rd FG%: 10-25 (40.0%)
4th FG%: 10-25 (40.0%)
FT%: 10-25 (40.0%)
GMFG%: 10-25 (40.0%)
Dead Ball Rebounds: 3-0

Technical Fouls: NONE

Shooting By Period
1st FG%: 10-25 (40.0%)
2nd FG%: 10-25 (40.0%)
3rd FG%: 10-25 (40.0%)
4th FG%: 10-25 (40.0%)
FT%: 10-25 (40.0%)
GMFG%: 10-25 (40.0%)
Dead Ball Rebounds: 3-0

Technical Fouls: NONE

Shooting By Period
1st FG%: 10-25 (40.0%)
2nd FG%: 10-25 (40.0%)
3rd FG%: 10-25 (40.0%)
4th FG%: 10-25 (40.0%)
FT%: 10-25 (40.0%)
GMFG%: 10-25 (40.0%)
Dead Ball Rebounds: 3-0

Technical Fouls: NONE

Shooting By Period
1st FG%: 10-25 (40.0%)
2nd FG%: 10-25 (40.0%)
3rd FG%: 10-25 (40.0%)
4th FG%: 10-25 (40.0%)
FT%: 10-25 (40.0%)
GMFG%: 10-25 (40.0%)
Dead Ball Rebounds: 3-0

Technical Fouls: NONE

Shooting By Period
1st FG%: 10-25 (40.0%)
2nd FG%: 10-25 (40.0%)
3rd FG%: 10-25 (40.0%)
4th FG%: 10-25 (40.0%)
FT%: 10-25 (40.0%)
GMFG%: 10-25 (40.0%)
Dead Ball Rebounds: 3-0

Technical Fouls: NONE

Shooting By Period
1st FG%: 10-25 (40.0%)
2nd FG%: 10-25 (40.0%)
3rd FG%: 10-25 (40.0%)
4th FG%: 10-25 (40.0%)
FT%: 10-25 (40.0%)
GMFG%: 10-25 (40.0%)
Dead Ball Rebounds: 3-0

Technical Fouls: NONE

Shooting By Period
1st FG%: 10-25 (40.0%)
2nd FG%: 10-25 (40.0%)
3rd FG%: 10-25 (40.0%)
4th FG%: 10-25 (40.0%)
FT%: 10-25 (40.0%)
GMFG%: 10-25 (40.0%)
Dead Ball Rebounds: 3-0

Technical Fouls: NONE

Shooting By Period
1st FG%: 10-25 (40.0%)
2nd FG%: 10-25 (40.0%)
3rd FG%: 10-25 (40.0%)
4th FG%: 10-25 (40.0%)
FT%: 10-25 (40.0%)
GMFG%: 10-25 (40.0%)
Dead Ball Rebounds: 3-0

Technical Fouls: NONE

Shooting By Period
1st FG%: 10-25 (40.0%)
2nd FG%: 10-25 (40.0%)
3rd FG%: 10-25 (40.0%)
4th FG%: 10-25 (40.0%)
FT%: 10-25 (40.0%)
GMFG%: 10-25 (40.0%)
Dead Ball Rebounds: 3-0

Technical Fouls: NONE

Shooting By Period
1st FG%: 10-25 (40.0%)
2nd FG%: 10-25 (40.0%)
3rd FG%: 10-25 (40.0%)
4th FG%: 10-25 (40.0%)
FT%: 10-25 (40.0%)
GMFG%: 10-25 (40.0%)
Dead Ball Rebounds: 3-0

Technical Fouls: NONE

Shooting By Period
1st FG%: 10-25 (40.0%)
2nd FG%: 10-25 (40.0%)
3rd FG%: 10-25 (40.0%)
4th FG%: 10-25 (40.0%)
FT%: 10-25 (40.0%)
GMFG%: 10-25 (40.0%)
Dead Ball Rebounds: 3-0

Technical Fouls: NONE

Shooting By Period
1st FG%: 10-25 (40.0%)
2nd FG%: 10-25 (40.0%)
3rd FG%: 10-25 (40.0%)
4th FG%: 10-25 (40.0%)
FT%: 10-25 (40.0%)
GMFG%: 10-25 (40.0%)
Dead Ball Rebounds: 3-0

Technical Fouls: NONE

Shooting By Period
1st FG%: 10-25 (40.0%)
2nd FG%: 10-25 (40.0%)
3rd FG%: 10-25 (40.0%)
4th FG%: 10-25 (40.0%)
FT%: 10-25 (40.0%)
GMFG%: 10-25 (40.0%)
Dead Ball Rebounds: 3-0

Technical Fouls: NONE

Shooting By Period
1st FG%: 10-25 (40.0%)
2nd FG%: 10-25 (40.0%)
3rd FG%: 10-25 (40.0%)
4th FG%: 10-25 (40.0%)
FT%: 10-25 (40.0%)
GMFG%: 10-25 (40.0%)
Dead Ball Rebounds: 3-0

Technical Fouls: NONE

Shooting By Period
1st FG%: 10-25 (40.0%)
2nd FG%: 10-25 (40.0%)
3rd FG%: 10-25 (40.0%)
4th FG%: 10-25 (40.0%)
FT%: 10-25 (40.0%)
GMFG%: 10-25 (40.0%)
Dead Ball Rebounds: 3-0

Technical Fouls: NONE

Shooting By Period
1st FG%: 10-25 (40.0%)
2nd FG%: 10-25 (40.0%)
3rd FG%: 10-25 (40.0%)
4th FG%: 10-25 (40.0%)
FT%: 10-25 (40.0%)
GMFG%: 10-25 (40.0%)
Dead Ball Rebounds: 3-0

Technical Fouls: NONE

Shooting By Period
1st FG%: 10-25 (40.0%)
2nd FG%: 10-25 (40.0%)
3rd FG%: 10-25 (40.0%)
4th FG%: 10-25 (40.0%)
FT%: 10-25 (40.0%)
GMFG%: 10-25 (40.0%)
Dead Ball Rebounds: 3-0

Technical Fouls: NONE

Shooting By Period
1st FG%: 10-25 (40.0%)
2nd FG%: 10-25 (40.0%)
3rd FG%: 10-25 (40.0%)
4th FG%: 10-25 (40.0%)
FT%: 10-25 (40.0%)
GMFG%: 10-25 (40.0%)
Dead Ball Rebounds: 3-0

Technical Fouls: NONE

Shooting By Period
1st FG%: 10-25 (40.0%)
2nd FG%: 10-25 (40.0%)
3rd FG%: 10-25 (40.0%)
4th FG%: 10-25 (40.0%)
FT%: 10-25 (40.0%)
GMFG%: 10-25 (40.0%)
Dead Ball Rebounds: 3-0

Technical Fouls: NONE

Shooting By Period
1st FG%: 10-25 (40.0%)
2nd FG%: 10-25 (40.0%)
3rd FG%: 10-25 (40.0%)
4th FG%: 10-25 (40.0%)
FT%: 10-25 (40.0%)
GMFG%: 10-25 (40.0%)
Dead Ball Rebounds: 3-0

Technical Fouls: NONE

Shooting By Period
1st FG%: 10-25 (40.0%)
2nd FG%: 10-25 (40.0%)
3rd FG%: 10-25 (40.0%)
4th FG%: 10-25 (40.0%)
FT%: 10-25 (40.0%)
GMFG%: 10-25 (40.0%)
Dead Ball Rebounds: 3-0

Technical Fouls: NONE

Shooting By Period
1st FG%: 10-25 (40.0%)
2nd FG%: 10-25 (40.0%)
3rd FG%: 10-25 (40.0%)
4th FG%: 10-25 (40.0%)
FT%: 10-25 (40.0%)
GMFG%: 10-25 (40.0%)
Dead Ball Rebounds: 3-0

Technical Fouls: NONE

Shooting By Period
1st FG%: 10-25 (40.0%)
2nd FG%: 10-25 (40.0%)
3rd FG%: 10-25 (40.0%)
4th FG%: 10-25 (40.0%)
FT%: 10-25 (40.0%)
GMFG%: 10-25 (40.0%)
Dead Ball Rebounds: 3-0

Technical Fouls: NONE

Shooting By Period
1st FG%: 10-25 (40.0%)
2nd FG%: 10-25 (40.0%)
3rd FG%: 10-25 (40.0%)
4th FG%: 10-25 (40.0%)
FT%: 10-25 (40.0%)
GMFG%: 10-25 (40.0%)
Dead Ball Rebounds: 3-0

Technical Fouls: NONE

Shooting By Period
1st FG%: 10-25 (40.0%)
2nd FG%: 10-25 (40.0%)
3rd FG%: 10-25 (40.0%)
4th FG%: 10-25 (40.0%)
FT%: 10-25 (40.0%)
GMFG%: 10-25 (40.0%)
Dead Ball Rebounds: 3-0

Technical Fouls: NONE

Shooting By Period
1st FG%: 10-25 (40.0%)
2nd FG%: 10-25 (40.0%)
3rd FG%: 10-25 (40.0%)
4th FG%: 10-25 (40.0%)
FT%: 10-25 (40.0%)
GMFG%: 10-25 (40.0%)
Dead Ball Rebounds: 3-0

Technical Fouls: NONE

Shooting By Period
1st FG%: 10-25 (40.0%)
2nd FG%: 10-25 (40.0%)
3rd FG%: 10-25 (40.0%)
4th FG%: 10-25 (40.0%)
FT%: 10-25 (40.0%)
GMFG%: 10-25 (40.0%)
Dead Ball Rebounds: 3-0

Technical Fouls: NONE

Shooting By Period
1st FG%: 10-25 (40.0%)
2nd FG%: 10-25 (40.0%)
3rd FG%: 10-25 (40.0%)
4th FG%: 10-25 (40.0%)
FT%: 10-25 (40.0%)
GMFG%: 10-25 (40.0%)
Dead Ball Rebounds: 3-0

Technical Fouls: NONE

Shooting By Period
1st FG%: 10-25 (40.0%)
2nd FG%: 10-25 (40.0%)
3rd FG%: 10-25 (40.0%)
4th FG%: 10-25 (40.0%)
FT%: 10-25 (40.0%)
GMFG%: 10-25 (40.0%)
Dead Ball Rebounds: 3-0

Technical Fouls: NONE

Shooting By Period
1st FG%: 10-25 (40.0%)
2nd FG%: 10-25 (40.0%)
3rd FG%: 10-25 (40.0%)
4th FG%: 10-25 (40.0%)
FT%: 10-25 (40.0%)
GMFG%: 10-25 (40.0%)
Dead Ball Rebounds: 3-0

Technical Fouls: NONE

Shooting By Period
1st FG%: 10-25 (40.0%)
2nd FG%: 10-25 (40.0%)
3rd FG%: 10-25 (40.0%)
4th FG%: 10-25 (40.0%)
FT%: 10-25 (40.0%)
GMFG%: 10-25 (40.0%)
Dead Ball Rebounds: 3-0

Technical Fouls: NONE

Shooting By Period
1st FG%: 10-25 (40.0%)
2nd FG%: 10-25 (40.0%)
3rd FG%: 10-25 (40.0%)
4th FG%: 10-25 (40.0%)
FT%: 10-25 (40.0%)
GMFG%: 10-25 (40.0%)
Dead Ball Rebounds: 3-0

Technical Fouls: NONE

Shooting By Period
1st FG%: 10-25 (40.0%)
2nd FG%: 10-25 (40.0%)
3rd FG%: 10-25 (40.0%)
4th FG%: 10-25 (40.0%)
FT%: 10-25 (40.0%)
GMFG%: 10-25 (40.0%)
Dead Ball Rebounds: 3-0

Technical Fouls: NONE

Shooting By Period
1st FG%: 10-25 (40.0%)
2nd FG%: 10-25 (40.0%)
3rd FG%: 10-25 (40.0%)
4th FG%: 10-25 (40.0%)
FT%: 10-25 (40.0%)
GMFG%: 10-25 (40.0%)
Dead Ball Rebounds: 3-0

Technical Fouls: NONE

Shooting By Period
1st FG%: 10-25 (40.0%)
2nd FG%: 10-25 (40.0%)
3rd FG%: 10-25 (40.0%)
4th FG%: 10-25 (40.0%)
FT%: 10-25 (40.0%)
GMFG%: 10-25 (40.0%)
Dead Ball Rebounds: 3-0

Technical Fouls: NONE

Shooting By Period
1st FG%: 10-25 (40.0%)
2nd FG%: 10-25 (40.0%)
3rd FG%: 10-25 (40.0%)
4th FG%: 10-25 (40.0%)
FT%: 10-25 (40.0%)
GMFG%: 10-25 (40.0%)
Dead Ball Rebounds: 3-0

Technical Fouls: NONE

Shooting By Period
1st FG%: 10-25 (40.0%)
2nd FG%: 10-25 (40.0%)
3rd FG%: 10-25 (40.0%)
4th FG%: 10-25 (40.0%)
FT%: 10-25 (40.0%)
GMFG%: 10-25 (40.0%)
Dead Ball Rebounds: 3-0

Technical Fouls: NONE

Shooting By Period
1st FG%: 10-25 (40.0%)
2nd FG%: 10-25 (40.0%)
3rd FG%: 10-25 (40.0%)
4th FG%: 10-25 (40.0%)
FT%: 10-25 (40.0%)
GMFG%: 10-25 (40.0%)
Dead Ball Rebounds: 3-0

Technical Fouls: NONE

Shooting By Period
1st FG%: 10-25 (40.0%)
2nd FG%: 10-25 (40.0%)
3rd FG%: 10-25 (40.0%)
4th FG%: 10-25 (40.0%)
FT%: 10-25 (40.0%)
GMFG%: 10-25 (40.0%)
Dead Ball Rebounds: 3-0

Technical Fouls: NONE

Shooting By Period
1st FG%: 10-25 (40.0%)
2nd FG%: 10-25 (40.0%)
3rd FG%: 10-25 (40.0%)
4th FG%: 10-25 (40.0%)
FT%: 10-25 (40.0%)
GMFG%: 10-25 (40.0%)
Dead Ball Rebounds: 3-0

Technical Fouls: NONE

Shooting By Period
1st FG%: 10-25 (40.0%)
2nd FG%: 10-25 (40.0%)
3rd FG%: 10-25 (40.0%)
4th FG%: 10-25 (40.0%)
FT%: 10-25 (40.0%)
GMFG%: 10-25 (40.0%)
Dead Ball Rebounds: 3-0

Technical Fouls: NONE

Shooting By Period
1st FG%: 10-25 (40.0%)
2nd FG%: 10-25 (40.0%)
3rd FG%: 10-25 (40.0%)
4th FG%: 10-25 (40.0%)
FT%: 10-25 (40.0%)
GMFG%: 10-25 (40.0%)
Dead Ball Rebounds: 3-0

Technical Fouls: NONE

Shooting By Period
1st FG%: 10-25 (40.0%)
2nd FG%: 10-25 (40.0%)
3rd FG%: 10-25 (40.0%)
4th FG%: 10-25 (40.0%)
FT%: 10-25 (40.0%)
GMFG%: 10-25 (40.0%)
Dead Ball Rebounds: 3-0

Technical Fouls: NONE

Shooting By Period
1st FG%: 10-25 (40.0%)
2nd FG%: 10-25 (40.0%)
3rd FG%: 10-25 (40.0%)
4th FG%: 10-25 (40.0%)
FT%: 10-25 (40.0%)
GMFG%: 10-25 (40.0%)
Dead Ball Rebounds: 3-0

Technical Fouls: NONE

Shooting By Period
1st FG%: 10-25 (40.0%)
2nd FG%: 10-25 (40.0%)
3rd FG%: 10-25 (40.0%)
4th FG%: 10-25 (40.0%)
FT%: 10-25 (40.0%)
GMFG%: 10-25 (40.0%)
Dead Ball Rebounds: 3-0

Technical Fouls: NONE

Shooting By Period
1st FG%: 10-25 (40.0%)
2nd FG%: 10-25 (40.0%)
3rd FG%: 10-25 (40.0%)
4th FG%: 10-25 (40.0%)
FT%: 10-25 (40.0%)
GMFG%: 10-25 (40.0%)
Dead Ball Rebounds: 3-0

Technical Fouls: NONE

Shooting By Period
1st FG%: 10-25 (40.0%)
2nd FG%: 10-25 (40.0%)
3rd FG%: 10-25 (40.0%)
4th FG%: 10-25 (40.0%)
FT%: 10-25 (40.0%)
GMFG%: 10-25 (40.0%)
Dead Ball Rebounds: 3-0

Technical Fouls: NONE

Shooting By Period
1st FG%: 10-25 (40.0%)
2nd FG%: 10-25 (40.0%)
3rd FG%: 10-25 (40.0%)
4th FG%: 10-25 (40.0%)
FT%: 10-25 (40.0%)
GMFG%: 10-25 (40.0%)
Dead Ball Rebounds: 3-0

Technical Fouls: NONE



Shooting By Period
1st FG%: 10-25 (40.0%)
2nd FG%: 10-25 (40.0%)
3rd FG%: 10-25 (40.0%)
4th FG%: 10-25 (40.0%)
FT%: 10-25 (40.0%)
GMFG%: 10-25 (40.0%)
Dead Ball Rebounds: 3-0

Technical Fouls: NONE

Shooting By Period
1st FG%: 10-25 (40.0%)
2nd FG%: 10-25 (40.0%)
3rd FG%: 10-25 (40.0%)
4th FG%: 10-25 (40.0%)
FT%: 10-25 (40.0%)
GMFG%: 10-25 (40.0%)
Dead Ball Rebounds: 3-0

Technical Fouls: NONE

Shooting By Period
1st FG%: 10-25 (40.0%)

	60	<i>GAME 21 at Georgia</i>
	71	Athens, Ga. Stegeman Coliseum Jan. 28, 2025 <i>Bulldogs use big run final 10 min of first half to push past Gamecocks</i>

Georgia is 12-1 at home that includes double-digit wins over ranked Kentucky and Oklahoma. Its only home loss was against top-ranked Auburn, 70-68 on Jan. 18.

GAME 21[illegible]

Totals	26-51	7-15	12-15	7	21	26	14	18	71	12	12	8	6	3												
Technical Fouls:																										
	USC		UGA		Points from		USC		UGA		Period by Period Scoring:															
Biggest lead	0	1 st (20:20)	16	2 nd (19:21)	Turnovers	19	10	<table><tr><td></td><td>1st</td><td>2nd</td><td>TOT</td></tr><tr><td>USC</td><td>21</td><td>39</td><td>60</td></tr><tr><td>UGA</td><td>35</td><td>35</td><td>71</td></tr></table>								1st	2nd	TOT	USC	21	39	60	UGA	35	35	71
	1st	2nd	TOT																							
USC	21	39	60																							
UGA	35	35	71																							
Best Scoring Run	9	1 st (10:53)	9	1 st (4:24)	Paint	32	34																			
Lead Changes	0					Second Chance	3	11																		
Times Tied	0				Fast Breaks	6	9																			
Time with Lead	00:00	39:15				Bench	28	12																		

THE LAST TIME IN SOUTH CAROLINA BASKETBALL...

AN INDIVIDUAL ...

Scored 20 or more points:	South Carolina: Zachary Davis (22), vs. #5/6 Florida (Jan. 22, 2025), in Columbia, S.C. Opponent: Will Richard (22), #5/6 Florida (Jan. 22, 2025), in Columbia, S.C.
Scored 30 or more points:	South Carolina: Collin Murray-Boyles (31) vs. Vanderbilt (Feb. 10, 2024) in Columbia, S.C. Opponent: Dalton Knecht (31), Tennessee (Jan. 30, 2024), in Knoxville, Tenn.
Scored 35 or more points:	South Carolina: Sindarius Thornwell (44) vs. Alabama (Feb. 7, 2017) in Columbia, S.C. Opponent: Emoni Bates (36), Eastern Michigan (Dec. 30, 2022), in Columbia, S.C.
Scored 40 or more points:	South Carolina: Sindarius Thornwell (44), vs. Alabama (Feb. 7, 2017) in Columbia, S.C. Opponent: Jermaine Couisnard (40), Oregon (Mar. 21, 2024) in Pittsburgh, Pa.
Collected 20 or more rebounds:	South Carolina: Sindarius Thornwell (21), vs. Alabama (Feb. 7, 2017) in Columbia, S.C. Opponent: Ekpe Udoh (20), Baylor (Jan. 2, 2010) in Columbia, S.C.
Collected 15 or more rebounds:	South Carolina: Collin Murray-Boyles (16), vs. SC State (Nov. 8, 2024), in Columbia, S.C. Opponent: Henry Coleman III (15), Texas A&M (Jan. 29, 2022) in College Station, Texas
Made 12 or more field goals:	South Carolina: Collin Murray-Boyles (14) vs. Vanderbilt (Feb. 10, 2024) in Columbia, S.C. Opponent: Jermaine Couisnard (14), Oregon (Mar. 21, 2024) in Pittsburgh, Pa.
Made 10 or more field goals:	South Carolina: Collin Murray-Boyles (10), vs. #2/2 Auburn (Jan. 11, 2025), in Columbia, S.C. Opponent: Kory Mincy (10), Presbyterian (Dec. 30, 2024), in Columbia, S.C.
Attempted 20 or more field goals:	South Carolina: Gregory "GG" Jackson II (20), vs. Ole Miss (March 8, 2023), in Nashville, Tenn. Opponent: Jermaine Couisnard (22), Oregon (Mar. 21, 2024), in Pittsburgh, Pa.
Attempted 25 or more field goals:	South Carolina: Sindarius Thornwell (25), vs. Alabama (Feb. 7, 2017) in Columbia, S.C. Opponent: Brandon Miller (25), No. 2/2 Alabama (Feb. 22, 2023) in Columbia, S.C.
Dished 10 or more assists:	South Carolina: Jermaine Couisnard (10), vs. Miss. State (March 3, 2020) in Columbia, S.C. Opponent: Zakai Zeigler (11), No. 11/13 Tennessee (Feb. 25, 2023) in Knoxville, Tenn.
Swiped 5 or more steals:	South Carolina: Collin Murray-Boyles (5), at Oklahoma (Jan. 18, 2025), in Norman, Okla. Opponent: Dailyn Swain (5), #22/22 Xavier (Nov. 25, 2024), in Fort Myers, Fla.
Blocked 5 or more shots:	South Carolina: Maik Kotsar (6), vs. North Greenville (Dec. 31, 2018) in Columbia, S.C. Opponent: Oumar Ballo (6), No. 16/16 Indiana (Nov. 16, 2024), in Bloomington, Ind.
Made 5 or more 3-point field goals:	South Carolina: Myles Stute (5), vs. #25/RV Clemson (Dec. 17, 2024), in Columbia, S.C. Opponent: Josh Hubbard (5), #17/16 Miss. State (Jan. 4, 2025), in Starkville, Miss.
Attempted 8 or more 3-point field goals:	South Carolina: Zachary Davis (10), vs. #5/6 Florida (Jan. 22, 2025), in Columbia, S.C. Opponent: Josh Hubbard (9), #14/14 Miss. State (Jan. 25, 2025), in Columbia, S.C.
Made 10 or more free throws:	South Carolina: Jamarii Thomas (10), vs. #14/14 Miss. State (Jan. 25, 2025), in Columbia, S.C. Opponent: Jalon Moore (10), Oklahoma (Jan. 18, 2025), in Norman, Okla..
Attempted 15 or more free throws:	South Carolina: Chris Silva (16), vs. Georgia (March 9, 2019) in Columbia, S.C. Opponent: Nendah Tarke (15), Towson (Nov. 12, 2024), in Columbia, S.C.
Played all 40 minutes of regulation:	South Carolina: AJ Lawson, at LSU (Jan. 16, 2021) in Baton Rouge, La. Opponent: Khalif Battle, Arkansas (Mar. 14, 2024), in Nashville, Tenn.
A player hit a last-second shot (within 3 seconds) to win a game:	South Carolina: Jamarii Thomas (two OT FTs), #25/RV Clemson (Dec. 17, 2024), in Columbia, S.C. Opponent: Devin McGlockton (and-1 layup after offensive rebound), at Vanderbilt (Jan. 15, 2025), in Nashville, Tenn.
A player had a double-double:	South Carolina: Collin Murray-Boyles (10 pts, 12 reb), vs. #14/14 Miss. State (Jan. 25, 2025), in Columbia, S.C. Opponent: Asa Newell (17 pts, 10 reb), Georgia (Jan. 28, 2025), in Athens, Ga.
Two or more players had a double-double:	South Carolina: Gregory "GG" Jackson II (20 pts, 10 reb) & Josh Gray (11 pts, 13 reb), at Florida (Jan. 25, 2023), in Gainesville, Fla. Opponent: Tolu Smith III (14 pts, 10 reb) & Cameron Matthews (18 pts, 11 reb), Mississippi State (March 9, 2024) in Starkville, Miss.
A player had a triple-double:	South Carolina: Sam Muldrow (16 points, 14 rebounds, 10 blocks) vs. Vanderbilt (Jan. 8, 2011) in Columbia, S.C. Opponent: Daniel Hackett (Southern California - 22 points, 10 rebounds, 10 assists) (Nov. 17, 2007) in Columbia, S.C.
*** Only second triple-double in South Carolina history (Chuck Eidson (25 points, 10 rebounds, 10 assists) vs. SC State (Nov. 29, 2002) in Columbia, S.C..	
Scored 30 or more points in back-to-back games:	South Carolina: Devan Downey, 30 vs. Kentucky (Jan. 26, 2010) in Columbia, S.C. 33 vs. Georgia (Jan. 30, 2010) in Columbia, S.C.
Scored 25 or more points in back-to-back games:	South Carolina: AJ Lawson, 25 vs. Florida A&M (Jan. 2, 2021) 30 vs. Texas A&M (Jan. 6, 2021)

A TEAM ...

Scored 100 or more points:	South Carolina: 105 vs. Army (Dec. 22, 2021) in Columbia, S.C. Opponent: 101, Auburn (Feb. 14, 2024) in Auburn, Ala.
Scored 50 points or less:	South Carolina: 50, at #17/16 Miss. State (Jan. 4, 2025), in Starkville, Miss. Opponent: 48, vs. Radford (Dec. 22, 2024), in Columbia, S.C.
Scored 50 points in a half:	South Carolina: 51 (2nd half), vs. No. 24/24 Florida (Mar. 2, 2024) in Columbia, S.C. Opponent: 54 (2nd half), #25/RV Clemson (Dec. 17, 2024), in Columbia, S.C.
Failed to score 25 points in a half:	South Carolina: 21 (1st half), at Georgia (Jan. 28, 2025), in Athens, Ga. Opponent: 12 (2nd half), Radford (Dec. 22, 2024), in Columbia, S.C.

Collected 50 or more rebounds:	South Carolina: 51, vs. SC State (Nov. 8, 2024), in Columbia, S.C. Opponent: 51, Clemson (Dec. 18, 2021) in Clemson, S.C.
Shot 60% or better from the field:	South Carolina: 60.0% (39-65), vs. High Point (March 15, 2016) in Columbia, S.C. Opponent: 61.0% (36-59) No. 13/12 Auburn (Feb. 14, 2024) in Auburn, Ala.
Shot 50% or better from the field:	South Carolina: 51.7% (30-58), vs. #25/RV Clemson (Dec. 17, 2024), in Columbia, S.C. Opponent: 51.0% (26-51), Georgia (Jan. 28, 2025), in Athens, Ga.
Shot less than 30% from the field:	South Carolina: 29.3% (17-58), vs. #14/14 Miss. State (Jan. 25, 2025), in Columbia, S.C. Opponent: 29.6% (16-54), Towson (Nov. 12, 2024), in Columbia, S.C.
Shot 50% or better from 3-point range (at least 10 attempts):	South Carolina: 52.2% (12-23), vs. East Carolina (Dec. 7, 2024), in Columbia, S.C. Opponent: 50.0% (5-10), Presbyterian (Dec. 30, 2024), in Columbia, S.C.
Shot 20% or less from 3-point range (at least 10 attempts):	South Carolina: 20.0% (4-20), vs. #14/14 Miss. State (Jan. 25, 2025), in Columbia, S.C. Opponent: 19.0% (4-21), Vanderbilt (Jan. 15, 2025), in Nashville, Tenn.
Dished 20 or more assists:	South Carolina: 20, at Mississippi State (Mar. 9, 2024), in Starkville, Miss. Opponent: 21, #5/5 Alabama (Jan. 8, 2025), in Columbia, S.C.
Made 35 or more shots:	South Carolina: 45, vs. Allen (Dec. 14, 2021) in Columbia, S.C. Opponent: 35, #5/5 Alabama (Jan. 8, 2025), in Columbia, S.C.
Attempted 80 or more shots:	South Carolina: 82, vs. No. 5/4 Kentucky, (Feb. 8, 2022) in Columbia, S.C. Opponent: 83, LSU (Feb. 10, 1996) in Columbia, S.C.
Attempted 70 or more shots:	South Carolina: 71, vs. VMI (Nov. 13, 2023), in Columbia, S.C. Opponent: 72, Army (Dec. 22, 2021) in Columbia, S.C.
Made 10 or more 3-pointers:	South Carolina: 12, vs. East Carolina (Dec. 7, 2024), in Columbia, S.C. Opponent: 12, Mercer (Nov. 21, 2024), in Columbia, S.C.
Did not make a 3-pointer:	South Carolina: vs. USC Upstate (Nov. 6, 2018) in Columbia Opponent: Mississippi State (Feb. 23, 2022) in Columbia, S.C.
Attempted 30 or more 3-pointers:	South Carolina: 30, vs. Radford (Dec. 22, 2024), in Columbia, S.C. Opponent: 37, Vanderbilt (Feb. 14, 2023) in Columbia, S.C.
Attempted 25 or more 3-pointers:	South Carolina: 26, vs. #5/6 Florida (Jan. 22, 2025), in Columbia, S.C. Opponent: 26, #14/14 Miss. State (Jan. 25, 2025), in Columbia, S.C.
Made 30 or more free throws:	South Carolina: 35, vs. Alabama (Feb. 7, 2017), in Columbia, S.C. Opponent: 34, Ole Miss (Feb. 13, 2021) in Columbia, S.C.
Attempted 40 or more free throws:	South Carolina: 50, vs. Alabama (Feb. 7, 2017) in Columbia, S.C. Opponent: 44, Ole Miss (Feb. 13, 2021) in Columbia, S.C.
Swiped 15 or more steals:	South Carolina: 15, at Georgia (Feb. 27, 2021) in Athens, Ga. Opponent: 15, Vanderbilt (Jan. 15, 2025), in Nashville, Tenn.
Blocked 12 or more shots:	South Carolina: 12, vs. Coastal Carolina (Nov. 30, 2018) in Columbia, S.C. Opponent: 12, Florida (Feb. 3, 2021) in Gainesville, Fla.
Blocked 8 or more shots:	South Carolina: 8, vs. North Florida (Nov. 4, 2024), in Columbia, S.C. Opponent: 8, #2/2 Auburn (Jan. 11, 2025), in Columbia, S.C.
Won by 30 or more points:	South Carolina: 32, vs. Florida A&M (Jan. 3, 2023), in Columbia, S.C. Opponent: 35, #17/16 Miss. State (Jan. 4, 2025), in Starkville, Miss.
Won by 20 or more points:	South Carolina: 26, vs. Radford (Dec. 22, 2024), in Columbia, S.C. Opponent: 20, Oklahoma (Jan. 18, 2025), in Norman, Okla.
Played a single overtime game:	Win: 91-88, #25/RV Clemson (Dec. 17, 2024), in Columbia, S.C. Loss: 65-60, vs. #14/14 Miss. State (Jan. 25, 2025), in Columbia, S.C.
Played a double overtime game:	Win: 87-85 vs. WKU (Nov. 27, 2010) in Bowling Green, Ky. Loss: 98-88 vs. Louisville (Feb. 20, 1988) in Columbia, S.C.
South Carolina played a No. 1 Team in the country:	Win: 68-62 vs. #1/1 Kentucky (Jan. 26, 2010) in Columbia, S.C. Loss: 85-73 loss to #1/1 Tennessee (Feb. 13, 2019) in Knoxville, Tenn.
South Carolina played a top-5 opponent:	Win: 63-59 at #5/5 Tennessee, (Jan. 30, 2024) in Knoxville, Tenn. Loss: 70-69 loss to vs. #5/6 Florida (Jan. 22, 2025), in Columbia, S.C.
South Carolina played a top-10 opponent:	Win: 63-59 win at #5/5 Tennessee (Jan. 30, 2024) in Knoxville, Tenn. Loss: 85-42 loss vs. #8/9 Tennessee (Jan. 7, 2023), in Columbia, S.C.
South Carolina played a top-25 opponent:	Win: 91-88 OT win vs. #25/RV Clemson (Dec. 17, 2024), in Columbia, S.C. Loss: 65-60 OT loss vs. #14/14 Miss. State (Jan. 25, 2025), in Columbia, S.C.
South Carolina defeated a ranked opponent:	Home: 91-88 OT win vs. #25/RV Clemson (Dec. 17, 2024), in Columbia, S.C.. Away: 63-59 win at #5/5 Tennessee (Jan. 30, 2024) in Knoxville, Tenn. Neutral: 77-70 vs. #20/17 Florida (March 26, 2017) in New York City SEC Home: 82-76 win vs. #24/24 Florida (Mar. 2, 2024) in Columbia, S.C. SEC Away: 63-59 win at #5/5 Tennessee (Jan. 30, 2024) in Knoxville, Tenn.
South Carolina defeated a top-10 opponent	Home: 79-62 win vs. #6/6 Kentucky (Jan. 23, 2024) in Columbia, S.C. Away: 63-59 win at #5/5 Tennessee (Jan. 30, 2024) in Knoxville, Tenn. Neutral: 88-81 win vs. #7/7 Duke (March 19, 2017) in Greenville, S.C.
A South Carolina win opened the season:	Home: 82-53 win vs. USC Upstate (Nov. 6, 2023), in Columbia, S.C. Away: 73-52 win at Wofford (Nov. 10, 2017) in Spartanburg, S.C. Neutral: 74-61 win vs. Chaminade (Nov. 19, 2001) in Maui, Hawaii (Maui Invite)
South Carolina opened SEC play:	Home: 88-68 loss vs. #5/5 Alabama (Jan. 8, 2025), in Columbia, S.C. Away: 85-50 loss at #17/16 Miss. State (Jan. 4, 2025), in Starkville, Miss..



Jordan Butler

So. • Forward • 7-0 • 240 • Mauldin, S.C. // Missouri

CAREER HIGHS

Single Game Highs

Statistic	Value
Points	10 at Ole Miss 02/17/24
Rebounds	5 at Texas A&M 01/23/24
Assists	2 vs Ole Miss 03/02/24
Steals	2 vs SIUE 11/13/23, at Vanderbilt 02/03/24
Blocks	3 vs Texas A&M 02/07/24
FG Made	4 at Ole Miss 02/17/24
FG Attempts	7 at Ole Miss 02/17/24
3FG Made	2 vs Virginia Tech 11/27/24
3FG Attempts	4 vs Illinois 12/22/23
FT Made	4 vs Clemson 12/17/24
FT Attempts	4 vs Loyola Maryland 11/25/23, at Ole Miss 02/17/24, vs Clemson 12/17/24

SUPERLATIVES

	'24-25	Career
Double-figure scoring	-	1
Double-figure rebounding	-	-
Double-double	-	-
2+ blocks	-	9
Team high scoring	-	-
Team high rebounding	-	-
Team high blocks	1	1*

includes led, or shared team high ; * Carolina ONLY



INSTAGRAM: @jordanbutlerr0

2024-25 GAME-BY-GAME

Opponent	Date	GS	MIN	Total		3-Pointers		Free throws		Rebounds				PF	A	TO	BLK	STL	PTS	AVG
				FG-FGA	PCT	3FG-3FGA	PCT	FT-FTA	PCT	OFF	DEF	TOT	AVG							
North Florida	11/04/2024		02:57	1-2	.500	1-1	1.000	0-0	.000	0	0	0	0.0	0	0	0	0	0	3	3.0
South Carolina St.	11/08/2024		03:46	0-0	.000	0-0	.000	0-0	.000	1	1	2	1.0	0	0	1	1	0	0	1.5
Towson	11/12/2024		02:53	0-1	.000	0-1	.000	0-0	.000	0	0	0	0.7	2	0	0	0	0	0	1.0
at Indiana	11/16/2024		01:46	0-0	.000	0-0	.000	0-0	.000	0	0	0	0.5	0	0	0	0	0	0	0.8
vs Xavier	11/25/2024		05:31	1-2	.500	1-2	.500	0-0	.000	0	0	0	0.4	1	0	0	1	0	3	1.2
vs Virginia Tech	11/27/2024		08:35	2-2	1.000	2-2	1.000	0-0	.000	0	1	1	0.5	0	1	0	1	0	6	2.0
at Boston College	12/03/2024		06:45	1-2	.500	1-2	.500	0-0	.000	0	0	0	0.4	2	1	0	0	0	3	2.1
USC Upstate	12/14/2024		07:22	0-2	.000	0-2	.000	1-2	.500	0	1	1	0.5	0	0	0	0	1	1	2.0
Clemson	12/17/2024		00:57	0-0	.000	0-0	.000	4-4	1.000	0	1	1	0.6	1	0	0	0	0	4	2.2
Radford	12/22/2024		03:47	0-1	.000	0-1	.000	0-0	.000	0	2	2	0.7	0	0	0	0	0	0	2.0
Presbyterian	12/30/2024		03:18	0-0	.000	0-0	.000	0-0	.000	1	1	2	0.8	0	0	0	0	0	0	1.8
at Mississippi St.	01/04/2025		05:13	0-3	.000	0-3	.000	0-0	.000	0	1	1	0.8	0	0	0	0	0	0	1.7
Alabama	01/08/2025		10:39	0-2	.000	0-2	.000	0-0	.000	0	1	1	0.8	0	0	0	1	1	0	1.5
Auburn	01/11/2025		01:29	0-0	.000	0-0	.000	0-0	.000	0	0	0	0.8	0	0	0	0	0	0	1.4
at Oklahoma	01/18/2025		04:04	1-2	.500	1-2	.500	0-0	.000	0	0	0	0.7	1	1	0	0	0	3	1.5
Florida	01/22/2025		02:52	0-0	.000	0-0	.000	0-0	.000	0	0	0	0.7	1	0	0	0	0	0	1.4
at Georgia	01/28/2025		02:24	0-0	.000	0-0	.000	0-0	.000	0	0	0	0.6	1	0	1	0	0	0	1.4
Totals		0	74:18	6-19	.316	6-18	.333	5-6	.833	2	9	11	0.6	9	3	2	4	2	23	1.4

Player Averages

Games Played	Minutes/ game	Points/ game	FG Pct	3FG Pct	FT Pct	Rebounds/ game	Assists/ game	Turnovers/ game	Assist/Turnover ratio	Steals/ game	Blocks/ game
17	4.4	1.4	31.6	33.3	83.3	0.6	0.2	0.1	1.5	0.1	0.2

PLAYER BIO

2024-25

- Hit four clutch FTs at end of first half in team's 91-88 (OT) win vs. No. 25 Clemson (Dec. 17)
- Made his Gamecock debut vs. North Florida (Nov. 4), hitting a 3 late in the first half

PRE-SOUTH CAROLINA

- Spent his freshman season at Missouri in 2023-24
- Played in 31 games for the Tigers, making 14 starts
- Averaged 2.3 points and 2.0 rebounds in 11.4 minutes per game
- Had his best game of the season at Ole Miss (Feb. 17) with 10 points (4-of-7 FGs) and five rebounds
- Four-star prospect and a top-150 player that was ranked No. 2 in the state of South Carolina coming out of high school
- Played five seasons at Chris Church Episcopal School with his father, John, serving as his coach
- Helped lead the Cavaliers to a pair of state titles in 2021 and 2023
- As a senior, averaged 21.4 points, 9.8 rebounds, 3.4 blocks and 1.2 assists per game
- Was the 2023 Class A State Player of the Year and was selected to play in the Carolina Classic All-Star Game
- Two-time all-state and all-region selection, averaged 11.0 points and 7.0 rebounds per game in his five prep years

PERSONAL

- Son of John and Casie – has an older brother John Jr. and a younger brother Josh
- Born on June 20, 2005
- Mom played basketball at South Carolina from 1997-00 ; was a two-time member of the SEC Academic Honor Roll (1999, 2000) and was a member of the 1999 SEC Community Service Team ; she played in 60 games for the Gamecocks, averaging 4.6 points and 2.7 rebounds per contest
- Older brother, John Jr., played at Florida State and currently plays for the Capital City Go-Go, the Washington Wizards G-League affiliate
- List chicken alfredo as favorite food
- Two favorite movies are Black Panther and Lion King
- Favorite player to watch and learn from is Anthony Davis
- Advice to young people is to stay the course ; you're on God's timing, not yours
- Communications major

CAREER STATS

				Field Goals		3-Point		F-Throws		Rebounds								Scoring		
SEASON	TEAM	GP-GS	MIN/AVG	FG-FGA	FG%	3FG-3FGA	3FG%	FT-FTA	FT%	OFF	DEF	TOT	AVG	PF-FO	A	TO	BLK	STL	PTS	AVG
2023-24	MO	30-13	329/11.0	23-58	.397	4-25	.160	10-20	.500	19	38	57	1.9	67-4	4	12	25	9	60	2.0
2024-25	SC	17-0	74/4.4	6-19	.316	6-18	.333	5-6	.833	2	9	11	0.6	9-0	3	2	4	2	23	1.4
TOTAL FOR SC		17-0	74/4.4	6-19	.316	6-18	.333	5-6	.833	2	9	11	0.6	9-0	3	2	4	2	23	1.4
TOTAL		47-13	403/8.6	29-77	.377	10-43	.233	15-26	.577	21	47	68	1.4	76-4	7	14	29	11	83	1.8

CAREER HIGHS

Single Game Highs	
Statistic	Value
Points	20 vs South Carolina St. 11/08/24, vs Alabama 01/08/25
Rebounds	10 at Vanderbilt 01/15/25
Assists	6 vs Georgetown 12/05/21, vs North Florida 11/04/24, vs USC Upstate 12/14/24
Steals	2 10 times
Blocks	1 7 times
FG Made	7 vs Alabama 02/22/23, vs Alabama 01/08/25, vs South Carolina St. 11/08/24
FG Attempts	12 vs USC Upstate 11/25/22, vs Florida 03/02/24, vs Alabama 01/08/25
3FG Made	5 at LSU 02/18/23
3FG Attempts	8 vs Florida 03/02/24, at LSU 02/18/23
FT Made	6 vs Alabama 01/08/25, at Vanderbilt 01/15/25
FT Attempts	8 vs Georgia 03/04/23

SUPERLATIVES

	'24-25	Career
Double-figure scoring	8	27
Double-figure assists	-	-
Double-figure rebounds	1	1
Double-double	-	-
5+ assists	4	6
2+ steals	1	10
Team high scoring	2	2
Team high assists	6	28
Team high rebounds	1	1
Team high steals	2	14



IG: @jacobi
X: @JacobiWright
TIKTOK: @jacobiwright

includes led, or shared team high

2024-25 GAME-BY-GAME

Opponent	Date	GS	MIN	Total		3-Pointers		Free throws		Rebounds				PF	A	TO	BLK	STL	PTS	AVG
				FG-FGA	PCT	3FG-3FGA	PCT	FT-FTA	PCT	OFF	DEF	TOT	AVG							
North Florida	11/04/2024		27:40	6-8	.750	0-1	.000	0-0	.000	0	2	2	2.0	1	6	2	0	0	12	12.0
South Carolina St.	11/08/2024	*	26:42	7-10	.700	4-7	.571	2-2	1.000	0	2	2	2.0	1	3	3	1	0	20	16.0
Towson	11/12/2024	*	29:09	5-11	.455	3-7	.429	3-4	.750	0	2	2	2.0	1	2	1	0	1	16	16.0
at Indiana	11/16/2024	*	27:52	2-11	.182	0-3	.000	2-4	.500	0	0	0	1.5	0	2	0	0	0	6	13.5
Mercer	11/21/2024	*	27:09	4-10	.400	2-6	.333	1-2	.500	2	1	3	1.8	0	5	4	1	1	11	13.0
vs Xavier	11/25/2024	*	28:17	4-8	.500	0-2	.000	2-2	1.000	0	4	4	2.2	2	1	1	0	0	10	12.5
vs Virginia Tech	11/27/2024	*	29:37	1-5	.200	1-4	.250	4-6	.667	0	3	3	2.3	3	2	1	0	0	7	11.7
at Boston College	12/03/2024	*	25:52	2-3	.667	1-1	1.000	3-4	.750	0	1	1	2.1	2	3	2	0	1	8	11.3
East Carolina	12/07/2024	*	28:12	2-9	.222	2-5	.400	0-0	.000	0	2	2	2.1	1	1	0	0	0	6	10.7
USC Upstate	12/14/2024	*	23:35	3-8	.375	2-3	.667	2-2	1.000	1	1	2	2.1	1	6	2	0	0	10	10.6
Clemson	12/17/2024	*	40:48	4-9	.444	1-2	.500	0-2	.000	0	2	2	2.1	2	2	1	0	0	9	10.5
Radford	12/22/2024	*	23:31	2-6	.333	2-5	.400	0-0	.000	2	0	2	2.1	2	1	1	0	0	6	10.1
Presbyterian	12/30/2024	*	19:53	0-2	.000	0-1	.000	0-0	.000	0	0	0	1.9	0	1	1	0	0	0	9.3
at Mississippi St.	01/04/2025	*	19:55	1-4	.250	0-2	.000	0-0	.000	0	0	0	1.8	0	0	0	0	0	2	8.8
Alabama	01/08/2025	*	30:38	7-12	.583	0-2	.000	6-6	1.000	0	3	3	1.9	2	1	2	1	2	20	9.5
Auburn	01/11/2025	*	30:51	0-5	.000	0-2	.000	0-0	.000	1	2	3	1.9	2	4	3	0	0	0	8.9
at Vanderbilt	01/15/2025	*	33:10	1-6	.167	0-2	.000	6-6	1.000	2	8	10	2.4	5	2	3	0	1	8	8.9
at Oklahoma	01/18/2025	*	33:21	4-8	.500	2-2	1.000	0-0	.000	1	1	2	2.4	1	5	2	0	1	10	8.9
Florida	01/22/2025	*	37:42	2-8	.250	0-3	.000	2-2	1.000	0	5	5	2.5	2	2	2	0	0	6	8.8
Mississippi St.	01/25/2025	*	23:34	2-6	.333	1-2	.500	0-1	.000	1	1	2	2.5	4	0	1	0	0	5	8.6
at Georgia	01/28/2025	*	26:50	0-3	.000	0-2	.000	0-0	.000	2	2	4	2.6	2	2	2	0	1	0	8.2
Totals			20 594:18	59-152	.388	21-64	.328	33-43	.767	12	42	54	2.6	34	51	34	3	8	172	8.2

Player Averages

Games Played	Minutes/ game	Points/ game	FG Pct	3FG Pct	FT Pct	Rebounds/ game	Assists/ game	Turnovers/ game	Assist/Turnover ratio	Steals/ game	Blocks/ game
21	28.3	8.2	38.8	32.8	76.7	2.6	2.4	1.6	1.5	0.4	0.1

PLAYER BIO

AWARDS/HONORS

- SEC Academic Honor Roll – 2021-22, 2022-23, 2023-24
- SEC Community Service Team – 2022

2024-25

- 10 pts, 5 ast (led team) at Oklahoma (Jan. 18)
- Career-high 10 rebounds at Vanderbilt (Jan. 15)
- Tied career high again with 20 pts vs. #5/5 Alabama (Jan. 8)
- Matched career high with 6 assists vs. USC Upstate (Dec. 14)
- Had career-high 20 points in first win of the season vs. SC State (Nov. 8); went 7-of-10 from the floor and 4-of-7 from 3
- was his first time leading team in scoring in 4 seasons
- Matched his career-high with six assists in season-opener vs. UNF (Nov. 4)

CAREER HIGHLIGHTS

- Played in all 34 games in 23-24 with one start and was key reserve off the bench; averaged 5.9 points, 1.9 assists and 1.8 rebounds in 22.9 minutes per game in helping the team to post a 26-8 record and return to the NCAA Tournament for the first time since 2017
- Team went 8-0 in games he scored in double figures in 23-24
- Scored a season-high 16 points in a comeback victory vs. No. 24/24 Florida (3/2/24); was 4-of-8 from 3
- Went 4-of-6 from 3 and had 14 pts off the bench in win vs. No. 6/6 Kentucky (1/23/24)
- Played a season-high 29 minutes and had 11 points in comeback, overtime victory at Missouri (1/13/24); hit the game-winning shot with 13 seconds left in OT with a fade-away jumper over 7-foot-5 Connor Vanover
- Became key contributor in sophomore campaign, playing in 32 games with 15 starts including the final nine games of the season
- Averaged 7.3 points, 2.1 rebounds and 1.8 assists per game; scored in double figures nine times and dished out three or more assists on 10 occasions
- Had 13 points off the bench in overtime game at Georgia (1/28/23); was his first career SEC game in double figures
- Led the team to a comeback victory on the road at Ole Miss (2/11/23) with 17 points, five rebounds and four assists; nailed a go-ahead corner 3 with 44 seconds remaining in the 64-61 victory
- Led the team to victory again on the road with a then career-high 18 points at LSU (2/18/23); made 5 3s (career-high)

PERSONAL

- Son of Chris and Mikisha Wright; has a younger sister, Kiana
- His advice to young people is "believe in yourself, or nobody else will, everyone's journey is different."
- Began playing basketball at the age of five
- Lists Devin Booker as his favorite pro player
- A sport and entertainment management major

CAREER STATS

SEASON	TEAM	GP-GS	MIN/AVG	Field Goals		3-Point		F-Throws		Rebounds				Scoring	
				FG-FGA	FG%	3FG-3FGA	3FG%	FT-FTA	FT%	OFF	DEF	TOT	AVG	PF-FO	A
2021-22	SC	30-9	465/15.5	36-113	.319	11-43	.256	20-28	.714	7	40	47	1.6	36-0	55
2022-23	SC	32-15	941/29.4	82-207	.396	28-80	.350	42-57	.737	14	53	67	2.1	56-0	57
2023-24	SC	34-1	779/22.9	69-191	.361	29-90	.322	35-49	.714	15	46	61	1.8	46-0	64
2024-25	SC	21-20	594/28.3	59-152	.388	21-64	.328	33-43	.767	12	42	54	2.6	34-1	51
TOTAL		117-45	2778/23.7	246-663	.371	89-277	.321	130-177	.734	48	181	229	2.0	172-1	227

2

Zachary Davis

Jr. • Guard • 6-7 • 200 • Orangeburg, S.C. // Denmark-Olar (Denmark, S.C.)

CAREER HIGHS

Single Game Highs

Statistic	Value
Points	22 at Mississippi St. 01/04/25, vs Florida 01/22/25
Rebounds	9 at Ole Miss 02/24/24
Assists	4 5 times
Steals	4 vs Mississippi St. 01/25/25
Blocks	2 vs Tennessee 01/07/23
FG Made	9 vs Florida 01/22/25
FG Attempts	18 vs Florida 01/22/25
3FG Made	3 vs Florida 01/22/25
3FG Attempts	10 vs Florida 01/22/25
FT Made	9 at Mississippi St. 01/04/25
FT Attempts	10 at Mississippi St. 01/04/25

SUPERLATIVES

	'24-25	Career
Double-figure scoring	8	15
Double-figure rebounding	-	-
Double-double	-	-
5+ assists	-	-
2+ blocks	-	1
3+ steals	3	6
Team high scoring	2	3
Team high rebounding	-	3
Team high assists	5	10
Team high blocks	1	9
Team high steals	5	23

includes led, or shared team high ; * Carolina ONLY



IG: @therealzlo

X: @ZacharyDavis2_

TIKTOK: @itsnotzachary

2024-25 GAME-BY-GAME

Opponent	Date	GS	MIN	Total		3-Pointers		Free throws		Rebounds			PF	A	TO	BLK	STL	PTS	AVG		
				FG	FGA	PCT	3FG	3FGA	PCT	FT	FTA	PCT								OFF	DEF
North Florida	11/04/2024	*	26:51	4-8	.500	1-5	.200	3-4	.750	1	5	6	6.0	4	2	0	1	12	12.0		
South Carolina St.	11/08/2024		28:08	3-7	.429	0-3	.000	4-4	1.000	2	4	6	6.0	2	4	0	0	1	10	11.0	
Towson	11/12/2024		18:31	1-4	.250	0-2	.000	0-1	.000	0	4	4	5.3	4	1	0	0	1	2	8.0	
at Indiana	11/16/2024		12:12	3-4	.750	0-1	.000	2-2	1.000	0	2	2	4.5	2	1	0	0	0	8	8.0	
Mercer	11/21/2024		27:23	7-12	.583	2-5	.400	2-4	.500	1	4	5	4.6	0	2	0	0	1	18	10.0	
vs Xavier	11/25/2024		26:13	3-8	.375	0-1	.000	2-2	1.000	2	2	4	4.5	1	2	0	0	2	8	9.7	
vs Virginia Tech	11/27/2024		27:11	4-8	.500	1-2	.500	3-4	.750	2	5	7	4.9	0	3	2	0	0	12	10.0	
at Boston College	12/03/2024		26:37	2-2	1.000	1-1	1.000	3-6	.500	0	3	3	4.6	2	0	0	0	1	8	9.8	
East Carolina	12/07/2024		28:07	3-5	.600	2-2	1.000	2-4	.500	1	2	3	4.4	2	2	3	0	0	10	9.8	
USC Upstate	12/14/2024		14:28	3-7	.429	1-3	.333	2-2	1.000	0	2	2	4.2	1	0	2	0	1	9	9.7	
Clemson	12/17/2024		09:10	0-1	.000	0-0	.000	0-0	.000	0	0	0	3.8	4	0	0	0	0	0	8.8	
Radford	12/22/2024		18:28	2-7	.286	0-3	.000	4-4	1.000	1	0	1	3.6	0	0	0	0	0	8	8.8	
Presbyterian	12/30/2024		26:37	1-6	.167	0-0	.000	5-6	.833	4	3	7	3.8	5	1	2	1	3	7	8.6	
at Mississippi St.	01/04/2025		23:46	6-13	.462	1-4	.250	9-10	.900	2	1	3	3.8	0	0	2	0	0	22	9.6	
Alabama	01/08/2025	*	28:47	4-9	.444	2-2	1.000	0-0	.000	0	5	5	3.9	2	2	1	1	0	10	9.6	
Auburn	01/11/2025	*	26:30	3-5	.600	0-0	.000	0-0	.000	1	5	6	4.0	3	1	1	0	0	6	9.4	
at Vanderbilt	01/15/2025	*	28:26	1-5	.200	1-2	.500	0-0	.000	0	6	6	4.1	0	2	5	0	0	3	9.0	
at Oklahoma	01/18/2025	*	34:29	2-9	.222	2-7	.286	1-4	.250	1	2	3	4.1	3	2	4	0	2	7	8.9	
Florida	01/22/2025	*	32:33	9-18	.500	3-10	.300	1-2	.500	1	4	5	4.1	2	4	6	0	3	22	9.6	
Mississippi St.	01/25/2025	*	38:08	3-12	.250	1-4	.250	0-0	.000	1	1	2	4.0	2	2	3	0	4	7	9.5	
at Georgia	01/28/2025	*	32:12	2-10	.200	1-5	.200	1-2	.500	3	2	5	4.0	2	2	4	0	1	6	9.3	
Totals			8	534:47	66-160	.413	19-62	.306	44-61	.721	23	62	85	4.0	41	35	37	2	21	195	9.3

Player Averages

Games Played	Minutes/ game	Points/ game	FG Pct	3FG Pct	FT Pct	Rebounds/ game	Assists/ game	Turnovers/ game	Assist/Turnover ratio	Steals/ game	Blocks/ game
21	25.5	9.3	41.3	30.6	72.1	4.0	1.7	1.8	0.9	1.0	0.1

PLAYER BIO

AWARDS/HONORS

- SEC Academic Honor Roll – 2023-24
- SEC Community Service Team – 2023-24

2024-25

- Matched career-high with 22 pts (18 in the 2nd half) vs. #5/5 Florida (Jan. 22); also led the team with 3 stls
- Career-high 22 pts at #17/16 Miss. St. (Jan. 4)
- Matched career-high with 3 stls in win vs. PC (Dec. 30)
- Career-high 18 pts off bench in win over Mercer (Nov. 21)
- Came off the bench in win vs. SC State (Nov. 8) and filled up the stat sheet with 10 pts, 6 reb, 4 ast, 1 stl and 0 TOs

CAREER HIGHLIGHTS

- Became a key contributor and the team's best defender in second season in 23-24, playing in 33 games while starting the final 17 contests
- Averaged 5.9 points, 3.6 rebounds, 1.3 assists and 0.7 steals in 23.0 minutes per game in 23-24
- Scored in double figures a career-best six times, five of which came in SEC games; team was 8-1 when he scored nine or more points in 23-24
- Shot 43.2 percent (70-of-162) from the floor in 23-24, the third-best percentage on the team of the seven players who played 20.0 minutes or more per game
- Put together impressive back-to-back performances on the road in wins at Ole Miss (2/24/24) and at Texas A&M (2/28/24); had 14 points and a career-high nine rebounds against the Rebels; logged a career-high 16 points on 8-of-14 shooting against the Aggies
- Appeared in 30 games making a pair of starts in 22-23; averaged 2.2 points, 2.2 rebounds and 0.7 assists per game while shooting 38.2 percent (26-of-68) from the floor
- Started for the first time in a 68-53 win vs. USC Upstate (11/25/22) and finished the game with seven points, four rebounds and an assist
- Started for the first time in SEC play vs. Texas A&M (1/14/23) and had a season-high 13 points in 22 minutes; went 4-of-6 from the field in what was his only game in double figures on the season

PERSONAL

- Son of Hercules and Karla Davis – has an older sister, Danielle
- Dad was his high school coach at Denmark-Olar
- Earned a spot on the A-B honor roll every year of high school
- Thinks he can beat coach Paris in HORSE but that it would be a 'good game'
- Shrimp alfredo is favorite meal and go-to spot for a meal is Zaxby's
- Mass communication major

CAREER STATS

				Field Goals		3-Point		F-Throws		Rebounds									Scoring	
SEASON	TEAM	GP-GS	MIN/AVG	FG-FGA	FG%	3FG-3FGA	3FG%	FT-FTA	FT%	OFF	DEF	TOT	AVG	PF-FO	A	TO	BLK	STL	PTS	AVG
2022-23	SC	30-2	418/13.9	26-68	.382	6-35	.171	8-12	.667	16	51	67	2.2	33-0	22	18	5	21	66	2.2
2023-24	SC	33-17	757/23.0	70-162	.432	18-72	.250	36-54	.667	32	86	118	3.6	60-0	43	32	7	22	194	5.9
2024-25	SC	21-8	535/25.5	66-160	.413	19-62	.306	44-61	.721	23	62	85	4.0	41-1	35	37	2	21	195	9.3
TOTAL		84-27	1710/20.4	162-390	.415	43-169	.254	88-127	.693	71	199	270	3.2	134-1	100	87	14	64	455	5.4

5

Nick Pringle

Gr. • Forward • 6-10 • 220 • Seabrook, S.C. // Alabama

CAREER HIGHS


Single Game Highs

Statistic	Value
Points	19 vs Georgia 02/18/23, vs A&M-Corpus Christi 03/16/23, vs USC Upstate 12/14/24
Rebounds	15 vs A&M-Corpus Christi 03/16/23
Assists	4 vs Radford 12/22/24
Steals	3 vs Toccoa Falls 11/25/20, vs Florida 02/08/23
Blocks	3 vs Longwood 11/07/22, vs South Alabama 11/14/23, vs North Florida 11/04/24
FG Made	9 vs Georgia 02/18/23
FG Attempts	13 vs Florida 02/21/24
3FG Attempts	1 vs Carver 11/28/20, at Richmond 12/07/20
FT Made	10 vs Radford 12/22/24
FT Attempts	13 vs Clemson 03/30/24

SUPERLATIVES

	'24-25	Career
Double-figure scoring	9	28
Double-figure rebounding	4	11
Double-double	2	8
3+ steals	-	2
2+ blocks	3	12
Team high scoring	1	1*
Team high rebounding	9	9*
Team high assists	1	1*
Team high blocks	5	5*

includes led, or shared team high ; * Carolina ONLY



IG: @inickpringle

X: @iNickPringle

2024-25 GAME-BY-GAME

Opponent	Date	GS	MIN	Total		3-Pointers		Free throws		Rebounds				PF	A	TO	BLK	STL	PTS	AVG	
				FG-FGA	PCT	3FG-3FGA	PCT	FT-FTA	PCT	OFF	DEF	TOT	AVG								
North Florida	11/04/2024	*	21:51	0-2	.000	0-0	.000	3-8	.375	1	8	9	9.0	0	1	0	3	0	3	3.0	
South Carolina St.	11/08/2024	*	23:15	3-7	.429	0-0	.000	2-5	.400	2	2	4	6.5	5	2	0	0	1	8	5.5	
Towson	11/12/2024	*	29:30	6-8	.750	0-0	.000	3-4	.750	2	7	9	7.3	1	2	2	1	1	15	8.7	
at Indiana	11/16/2024	*	32:44	4-5	.800	0-0	.000	5-7	.714	4	7	11	8.3	4	2	3	1	1	13	9.8	
Mercer	11/21/2024	*	24:25	1-3	.333	0-0	.000	4-6	.667	1	6	7	8.0	3	1	0	1	0	6	9.0	
vs Xavier	11/25/2024	*	18:43	4-7	.571	0-0	.000	1-1	1.000	0	3	3	7.2	4	0	0	0	0	9	9.0	
vs Virginia Tech	11/27/2024	*	16:28	1-2	.500	0-0	.000	0-0	.000	1	5	6	7.0	3	2	0	0	0	2	8.0	
at Boston College	12/03/2024	*	18:56	3-5	.600	0-0	.000	5-6	.833	1	3	4	6.6	2	1	1	0	0	11	8.4	
East Carolina	12/07/2024	*	25:54	2-3	.667	0-0	.000	4-4	1.000	3	7	10	7.0	2	1	1	0	0	8	8.3	
USC Upstate	12/14/2024	*	24:39	8-10	.800	0-0	.000	3-3	1.000	2	4	6	6.9	2	0	1	2	0	19	9.4	
Clemson	12/17/2024	*	26:32	7-8	.875	0-0	.000	4-7	.571	1	4	5	6.7	5	2	1	1	0	18	10.2	
Radford	12/22/2024	*	27:15	1-1	1.000	0-0	.000	10-10	1.000	2	6	8	6.8	3	4	1	1	0	12	10.3	
Presbyterian	12/30/2024	*	24:38	5-6	.833	0-0	.000	4-7	.571	1	4	5	6.7	1	2	1	2	0	14	10.6	
at Mississippi St.	01/04/2025	*	27:59	3-5	.600	0-0	.000	2-4	.500	1	2	3	6.4	3	3	3	0	1	8	10.4	
Alabama	01/08/2025	*	25:04	4-6	.667	0-0	.000	5-9	.556	1	5	6	6.4	3	0	3	0	0	13	10.6	
Auburn	01/11/2025	*	32:09	5-11	.455	0-0	.000	2-5	.400	5	5	10	6.6	3	0	0	0	1	12	10.7	
at Vanderbilt	01/15/2025	*	23:09	0-2	.000	0-0	.000	3-4	.750	1	2	3	6.4	5	1	3	0	0	3	10.2	
at Oklahoma	01/18/2025	*	18:04	2-4	.500	0-0	.000	1-2	.500	1	3	4	6.3	3	1	3	0	0	5	9.9	
Florida	01/22/2025	*	34:33	4-6	.667	0-0	.000	0-2	.000	4	3	7	6.3	3	3	3	0	1	8	9.8	
Mississippi St.	01/25/2025	*	33:20	2-4	.500	0-0	.000	1-2	.500	5	7	12	6.6	2	1	3	1	0	5	9.6	
at Georgia	01/28/2025	*	18:08	2-6	.333	0-0	.000	2-2	1.000	1	5	6	6.6	3	0	0	0	0	6	9.4	
Totals			21	527:15	67-111	.604	0-0	.000	64-98	.653	40	98	138	6.6	60	29	29	13	6	198	9.4

Player Averages

Games Played	Minutes/ game	Points/ game	FG Pct	3FG Pct	FT Pct	Rebounds/ game	Assists/ game	Turnovers/ game	Assist/Turnover ratio	Steals/ game	Blocks/ game
21	25.1	9.4	60.4	0.0	65.3	6.6	1.4	1.4	1.0	0.3	0.6

PLAYER BIO

2024-25

- 12 pts & 10 reb vs. #2/2 Auburn (Jan. 11)
- 12 pts, 8 reb & 4 ast (career high) in win vs. Radford (Dec. 22) ; made career-high 10 FTs and was perfect 10-for-10 at FT line (first SC player to make 10 FTs & not miss since Gregory "GG" Jackson II at Miss. State on 2/28/23)
- 18 pts (7-of-8 FGs) in OT win vs. Clemson (Dec. 17)
- Led team with 19 pts in win vs. USC Upstate (Dec. 14)
- First double-double at SC with 13 pts (4-of-5 FGs) and 11 reb at No. 16/16 Indiana
- First game in double figures at SC with 15 pts and 9 reb in blowout victory over Towson (Nov. 12)
- Finished with 8 pts and 4 reb in win vs. SC State (Nov. 8)
- Had team-high 9 reb in opener vs. North Florida (Nov. 4) ; also had 3 blks

CAREER HIGHLIGHTS

- In two seasons at Alabama (2022-24), averaged 5.2 points and 4.1 rebounds per contest in 68 games played
- Helped lead the team to its first Final Four in program history this past season playing in 34 games (16 starts) while averaging 6.8 points, 5.1 rebounds, 0.7 assists and 0.7 blocks per contest
- Had a trio of double-doubles, including 16 points and 11 rebounds in the team's Elite Eight win over Clemson
- Led the Crimson Tide with a 62.3 field goal percentage (86-of-138) and 40 dunks in 2023-24 ; had a season-high 17 points in a 109-92 win at LSU (2/10/24)
- Was a part of a Crimson Tide team that won the SEC Regular Season Championship and the SEC Tournament in 2022-23
- Played in 36 games and helped Alabama reach the Sweet 16 ; had the best game of his career in the round of 64 in the 2023 NCAA Tournament with 19 points and 15 rebounds in a 96-75 win over Texas A&M-Corpus Christi
- Spent a season at Dodge City Community College in Kansas in 2021-22 ; had seven double-doubles and 14 double-digit rebounding performances for the Conquistadors
- Was ranked the No. 1 JUCO power forward and the No. 2 overall JUCO prospect by 247Sports
- Began his collegiate career at Wofford in 2020-21, playing in 15 games for the Terriers

PERSONAL

- Son of Kwajalean ; born on Sept. 16, 2001
- Has two cousins that played football at Jackson State and another that played at Eskrine College ; another cousin, Dee Delaney, plays defensive back for the Buffalo Bills
- List Martin and The Fresh Prince of Bel Air as favorite TV shows
- Fav pro players to watch & learn from are Kevin Durant & Myles Turner

CAREER STATS

				Field Goals		3-Point		F-Throws		Rebounds									Scoring	
SEASON	TEAM	GP-GS	MIN/AVG	FG-FGA	FG%	3FG-3FGA	3FG%	FT-FTA	FT%	OFF	DEF	TOT	AVG	PF-FO	A	TO	BLK	STL	PTS	AVG
2020-21	WOF	15-0	92/6.2	13-22	.591	0-2	.000	4-11	.364	13	19	32	2.1	13-0	2	9	1	8	30	2.0
2022-23	UA	36-0	289/8.0	50-59	.847	0-0	.000	26-55	.473	37	74	111	3.1	59-0	7	17	15	8	126	3.5
2023-24	UA	34-16	626/18.4	86-138	.623	0-0	.000	60-108	.556	74	101	175	5.1	89-5	24	34	23	11	232	6.8
2024-25	SC	21-21	527/25.1	67-111	.604	0-0	.000	64-98	.653	40	98	138	6.6	60-3	29	29	13	6	198	9.4
TOTAL FOR SC		21-21	527/25.1	67-111	.604	0-0	.000	64-98	.653	40	98	138	6.6	60-3	29	29	13	6	198	9.4
TOTAL		106-37	1534/14.5	216-330	.655	0-2	.000	154-272	.566	164	292	456	4.3	221-8	62	89	52	33	586	5.5

6

Jamarii Thomas

Sr. • Guard • 5-11 • 190 • Greensboro, N.C. // Norfolk State

CAREER HIGHS

Single Game Highs

Statistic	Value
Points	31 at Illinois St. 12/09/23
Rebounds	7 vs Penn St-Wilkes Barre 11/06/23, vs Clemson 12/17/24
Assists	9 vs William & Mary 11/28/23
Steals	5 vs FGCU 11/20/23
Blocks	1 14 times
FG Made	9 at Stony Brook 12/13/23
FG Attempts	19 at Morgan St. 02/26/24
3FG Made	5 at Stony Brook 12/13/23, vs East Carolina 12/07/24
3FG Attempts	8 at Delaware St. 03/02/24, vs East Carolina 12/07/24
FT Made	16 vs N.C. Central 02/19/24
FT Attempts	19 vs N.C. Central 02/19/24

SUPERLATIVES

	'24-25	Career
Double-figure scoring	13	55
Double-figure assists	-	-
Double-double	-	-
5+ assists	5	21
3+ steals	2	18
Team high scoring	5	5*
Team high rebounding	1	1*
Team high assists	7	7*
Team high steals	10	10*

includes led, or shared team high ; * Carolina ONLY



IG: @thejamariithomas

X: @JamariiXThomas

TIKTOK: @thejamariithomas

2024-25 GAME-BY-GAME

Opponent	Date	GS	MIN	Total		3-Pointers		Free throws		Rebounds			PF	A	TO	BLK	STL	PTS	AVG	
				FG-FGA	PCT	3FG-3FGA	PCT	FT-FTA	PCT	OFF	DEF	TOT								AVG
North Florida	11/04/2024	*	33:18	4-8	.500	0-2	.000	4-4	1.000	0	4	4	4.0	3	2	3	0	2	12	12.0
South Carolina St.	11/08/2024	*	28:30	5-8	.625	0-1	.000	4-5	.800	0	2	2	3.0	3	3	2	1	2	14	13.0
Towson	11/12/2024	*	21:49	0-1	.000	0-1	.000	6-10	.600	1	3	4	3.3	3	5	0	2	6	10.7	
at Indiana	11/16/2024	*	35:53	5-14	.357	1-5	.200	2-4	.500	1	2	3	3.3	4	4	2	0	1	13	11.3
Mercer	11/21/2024	*	28:08	5-10	.500	4-5	.800	5-8	.625	0	2	2	3.0	4	1	1	0	3	19	12.8
vs Xavier	11/25/2024	*	33:41	3-10	.300	1-3	.333	4-6	.667	0	6	6	3.5	3	2	2	0	0	11	12.5
vs Virginia Tech	11/27/2024	*	25:37	2-7	.286	2-6	.333	3-5	.600	0	1	1	3.1	3	0	1	0	0	9	12.0
at Boston College	12/03/2024	*	29:02	2-9	.222	1-4	.250	3-4	.750	0	3	3	3.1	4	5	1	0	0	8	11.5
East Carolina	12/07/2024	*	35:29	7-14	.500	5-8	.625	3-7	.429	0	0	0	2.8	0	7	3	0	0	22	12.7
USC Upstate	12/14/2024	*	31:10	4-10	.400	2-6	.333	1-2	.500	0	3	3	2.8	3	3	0	0	2	11	12.5
Clemson	12/17/2024	*	40:52	2-11	.182	0-5	.000	7-10	.700	2	5	7	3.2	2	3	3	0	3	11	12.4
Radford	12/22/2024	*	32:31	5-11	.455	4-6	.667	4-4	1.000	0	4	4	3.3	1	2	3	1	1	18	12.8
Presbyterian	12/30/2024	*	28:43	4-10	.400	1-2	.500	1-3	.333	1	2	3	3.2	2	6	3	1	2	10	12.6
at Mississippi St.	01/04/2025	*	32:44	1-8	.125	0-3	.000	4-5	.800	1	2	3	3.2	2	6	1	0	2	6	12.1
Alabama	01/08/2025	*	26:37	6-9	.667	1-3	.333	2-4	.500	2	1	3	3.2	5	1	3	1	1	15	12.3
Mississippi St.	01/25/2025		33:31	4-9	.444	1-5	.200	10-12	.833	0	5	5	3.3	1	2	5	0	4	19	12.8
at Georgia	01/28/2025		30:07	6-12	.500	3-5	.600	4-4	1.000	0	1	1	3.2	4	3	5	0	2	19	13.1
Totals			15 527:42	65-161	.404	26-70	.371	67-97	.691	8	46	54	3.2	47	55	43	4	27	223	13.1

Player Averages

Games Played	Minutes/ game	Points/ game	FG Pct	3FG Pct	FT Pct	Rebounds/ game	Assists/ game	Turnovers/ game	Assist/Turnover ratio	Steals/ game	Blocks/ game
17	31.0	13.1	40.4	37.1	69.1	3.2	3.2	2.5	1.3	1.6	0.2

PLAYER BIO

AWARDS/HONORS

- 2024 MEAC Player of the Year & Newcomer of the Year
- 2024 First Team All-MEAC & All-Defensive Team
- 2024 Lou Henson National Player of the Year Finalist

2024-25

- Game-high 19 pts off bench at Georgia (Jan. 28)
- Game-high 19 pts & 4 stls off bench in OT loss to Miss. State (Jan. 25) ; was his first game back since Jan. 8 vs. #5/5 Alabama ; missed four games with a right knee sprain
- Led team with 18 pts in win vs. Radford (Dec. 22)
- Tied career-high with 7 reb in OT win vs. #25 Clemson (Dec. 17)
- Season-high 22 pts in win vs. ECU (Dec. 7) and tied career-high with 5 made 3s
- 19 pts and 3 stls in win over Mercer (Nov. 21)
- 14 points in first win of the season against SC State (Nov. 8)
- Started against UNF (Nov. 4) and had 12 points, 4 reb, 2 ast and 2 stls in his Gamecock debut

CAREER HIGHLIGHTS

- In three seasons prior to 24-25, played in 92 games (53 starts), averaging 9.2 points, 2.6 rebounds, 2.3 assists and 1.1 steals per game
- Averaged 16.9 points, 3.8 rebounds, 3.8 assists and 2.1 steals per game in one season at Norfolk State in 2023-24 ; had 10 games with 20+ points
- Had shooting splits of 40.4 percent from the floor, 38.0 percent from behind the arc and 80.9 percent at the charity stripe in 31.1 minutes per game for the Spartans
- Spent two seasons at UNC-Wilmington from 2021-23 where he played in 59 games ; as a sophomore in 2022-23, appeared in 34 games with 23 starts, averaging 7.1 points, 2.2 assists and 2.2 rebounds per game

PERSONAL

- Son of Tarique and Aja – has a younger brother, Jailen
- Born on June 26, 2002
- Chose South Carolina because of it's proximity to home and the opportunity to play in the best conference
- Off the court, enjoys to bowl & going to amusement parks
- List alfredo pasta as favorite food
- Favorite pro players to watch and learn from are Ja Morant and Jrue Holiday
- Advice to younger self is stay true to who you are and never let anybody take your confidence away
- Interdisciplinary studies major

CAREER STATS

SEASON	TEAM	GP-GS	MIN/AVG	Field Goals		3-Point		F-Throws		Rebounds				Scoring						
				FG-FGA	FG%	3FG-3FGA	3FG%	FT-FTA	FT%	OFF	DEF	TOT	AVG	PF-FO	A	TO	BLK	STL	PTS	AVG
2021-22	UNCW	26-0	178/6.9	15-46	.326	2-11	.182	18-24	.750	7	21	28	1.1	24-0	15	20	3	8	50	1.9
2022-23	UNCW	34-23	651/19.2	79-213	.371	21-62	.339	61-82	.744	15	60	75	2.2	64-0	75	59	4	22	240	7.1
2023-24	Norf	33-30	1025/31.0	155-384	.404	52-137	.380	195-241	.809	24	101	125	3.8	81-0	125	79	3	69	557	16.9
2024-25	SC	17-15	528/31.0	65-161	.404	26-70	.371	67-97	.691	8	46	54	3.2	47-1	55	43	4	27	223	13.1
TOTAL FOR SC		17-15	528/31.0	65-161	.404	26-70	.371	67-97	.691	8	46	54	3.2	47-1	55	43	4	27	223	13.1
TOTAL		110-68	2382/21.7	314-804	.391	101-280	.361	341-444	.768	54	228	282	2.6	216-1	270	201	14	126	1070	9.7

CAREER HIGHS

Single Game Highs

Statistic	Value
Points	22 at Texas A&M 01/28/23
Rebounds	11 vs Southern Miss. 11/11/22
Assists	3 4 times
Steals	4 vs Winthrop 11/20/21
Blocks	3 vs South Carolina St. 11/08/24
FG Made	7 5 times
FG Attempts	15 at Texas A&M 01/28/23
3FG Made	7 at Temple 11/15/22, at Texas A&M 01/28/23
3FG Attempts	14 at Texas A&M 01/28/23
FT Made	8 vs Arkansas 01/14/23
FT Attempts	8 vs South Carolina 01/08/22, vs Arkansas 01/14/23, vs VMI 11/13/23

SUPERLATIVES

	'24-25	Career
Double-figure scoring	2	45
Double-figure rebounding	-	1
Double-figure assists	-	-
Double-double	-	1
5+ assists	-	-
3+ steals	-	2
Team high scoring	-	2*
Team high rebounding	3	3*
Team high assists	1	1*
Team high steals	2	6*

includes led, or shared team high ; * Carolina ONLY



IG: @mylesxstute

X: @mylesxstute

TIKTOK: @mylesxstute

2024-25 GAME-BY-GAME

Opponent	Date	GS	MIN	Total		3-Pointers		Free throws		Rebounds				PF	A	TO	BLK	STL	PTS	AVG	
				FG-FGA	PCT	3FG-3FGA	PCT	FT-FTA	PCT	OFF	DEF	TOT	AVG								
North Florida	11/04/2024	*	16:37	2-5	.400	2-4	.500	0-0	.000	0	0	0	0.0	0	0	0	0	6	6.0		
South Carolina St.	11/08/2024	*	18:05	1-8	.125	1-6	.167	0-0	.000	2	5	7	3.5	2	0	2	3	0	4.5		
Towson	11/12/2024	*	26:44	2-4	.500	1-3	.333	0-0	.000	1	2	3	3.3	2	2	0	0	5	4.7		
at Indiana	11/16/2024	*	31:33	4-14	.286	3-11	.273	0-0	.000	1	1	2	3.0	3	1	0	0	2	11	6.3	
Mercer	11/21/2024	*	21:02	1-3	.333	1-2	.500	0-0	.000	0	0	0	2.4	2	1	0	0	3	5.6		
vs Xavier	11/25/2024	*	26:02	3-5	.600	2-4	.500	0-0	.000	0	2	2	2.3	3	1	1	0	0	8	6.0	
vs Virginia Tech	11/27/2024	*	19:53	1-4	.250	1-4	.250	1-2	.500	1	0	1	2.1	1	1	1	0	0	4	5.7	
at Boston College	12/03/2024	*	23:45	2-6	.333	2-5	.400	2-2	1.000	1	4	5	2.5	2	1	0	1	0	8	6.0	
East Carolina	12/07/2024	*	18:38	0-3	.000	0-3	.000	0-0	.000	0	2	2	2.4	2	2	1	0	1	0	5.3	
USC Upstate	12/14/2024	*	22:31	0-3	.000	0-3	.000	0-0	.000	1	1	2	2.4	0	1	1	0	0	0	4.8	
Clemson	12/17/2024	*	38:35	7-9	.778	5-7	.714	0-0	.000	2	3	5	2.6	0	2	2	1	0	19	6.1	
Radford	12/22/2024	*	30:17	0-2	.000	0-2	.000	2-2	1.000	0	5	5	2.8	3	1	2	0	1	2	5.8	
Presbyterian	12/30/2024	*	28:50	2-5	.400	2-5	.400	0-0	.000	0	3	3	2.8	1	1	2	0	0	6	5.8	
at Mississippi St.	01/04/2025	*	24:40	0-4	.000	0-2	.000	1-2	.500	0	1	1	2.7	1	1	1	0	1	1	5.4	
Totals			14	347:12	25-75	.333	20-61	.328	6-8	.750	9	29	38	2.7	22	15	13	5	5	76	5.4

Player Averages

Games Played	Minutes/ game	Points/ game	FG Pct	3FG Pct	FT Pct	Rebounds/ game	Assists/ game	Turnovers/ game	Assist/Turnover ratio	Steals/ game	Blocks/ game
14	24.8	5.4	33.3	32.8	75.0	2.7	1.1	0.9	1.2	0.4	0.4

PLAYER BIO

AWARDS/HONORS

• SEC Academic Honor Roll – 2022-23

2024-25

- Out indefinitely as of Jan. 7 with a left lower leg deep vein thrombosis (blood clot)
- Had breakout game with 19 pts, hitting 5 3s to help team knockoff #25 Clemson (Dec. 17), 91-88 in OT

CAREER HIGHLIGHTS

- Saw action in 27 games, making 17 starts in first season in Garnet & Black in 23-24 ; helped the team tie a school record with 26 wins capped off by an appearance in the NCAA Tournament for the first time since 2017
- Averaged 8.3 points, 3.3 rebounds and 1.0 assists per game in 23-24 despite battling shoulder and knee injuries
- Had 13 double-figure games and team was 13-0 in those contests
- Led the Gamecocks with a 38.5% (45-of-117) clip from 3 in 23-24
- Played in 91 games in three seasons at Vanderbilt (2020-23), making 59 starts ; averaged 7.4 points and 3.7 rebounds per game in 22.6 minutes per contest
- In 22-23, averaged 8.4 points and 4.6 rebounds in 34 games (26 starts) ; his 74 made 3s were T-6th most in the league with Kentucky's Antonio Reeves
- Was 78-of-183 from deep as a junior in 2021-22, leading the SEC in 3-point field goal percentage
- He averaged 8.3 points and 3.7 rebounds and tied the single-season school record for games played at 36 ; was one of just two players on the team to play in all 36 contests

PERSONAL

- Son of Natalie and Will Stute ; has an older brother, Kai, and two younger brothers: Malik and Malcom
- Mother was a bowler at Florida A&M and grandfather, Melvin Henderson, played football at Minnesota
- Born in Minneapolis, Minn.
- Has close bond with former Gamecock point guard and fellow D.C. native, Tre' Kelley (2003-07)
- Go-to food spot is Chipotle and always orders a bowl
- Played bass cello growing up and first job was a custodian at the neighborhood barbershop when he was 11-years-old.

CAREER STATS

				Field Goals		3-Point		F-Throws		Rebounds									Scoring	
SEASON	TEAM	GP-GS	MIN/AVG	FG-FGA	FG%	3FG-3FGA	3FG%	FT-FTA	FT%	OFF	DEF	TOT	AVG	PF-FO	A	TO	BLK	STL	PTS	AVG
2020-21	VU	21-3	315/15.0	22-76	.289	18-63	.286	19-25	.760	12	37	49	2.3	25-0	11	17	2	6	81	3.9
2021-22	VU	36-30	865/24.0	99-221	.448	79-183	.432	29-42	.690	27	105	132	3.7	85-1	13	25	10	24	306	8.5
2022-23	VU	34-26	874/25.7	93-268	.347	74-205	.361	24-36	.667	29	127	156	4.6	79-1	19	45	4	19	284	8.4
2023-24	SC	27-17	633/23.5	77-188	.410	45-117	.385	26-38	.684	28	60	88	3.3	49-0	27	33	5	17	225	8.3
2024-25	SC	14-14	347/24.8	25-75	.333	20-61	.328	6-8	.750	9	29	38	2.7	22-0	15	13	5	5	76	5.4
TOTAL FOR SC		41-31	980/23.9	102-263	.388	65-178	.365	32-46	.696	37	89	126	3.1	71-0	42	46	10	22	301	7.3
TOTAL		132-90	3035/23.0	316-828	.382	236-629	.375	104-149	.698	105	358	463	3.5	260-2	85	133	26	71	972	7.4

So. • Guard • 6-4 • 170 • Helsinki, Finland // DRIVE Academy

CAREER HIGHS

Single Game Highs

Statistic	Value
Points	20 at Vanderbilt 01/15/25
Rebounds	6 vs Florida 01/22/25
Assists	5 vs Charleston So. 12/16/23
Steals	3 at Vanderbilt 01/15/25
Blocks	1 4 times
FG Made	6 at Vanderbilt 01/15/25
FG Attempts	12 vs Auburn 01/11/25
3FG Made	4 at Indiana 11/16/24, at Oklahoma 01/18/25, vs Virginia Tech 11/27/24
3FG Attempts	9 at Oklahoma 01/18/25
FT Made	5 at Vanderbilt 01/15/25
FT Attempts	6 at Indiana 11/16/24, at Vanderbilt 01/15/25

SUPERLATIVES

	'24-25	Career
Double-figure scoring	4	6
Double-figure assists	-	-
5+ assists	-	1
2+ steals	2	2
2+ blocks	-	-
Team high scoring	3	3
Team high assists	1	3
Team high blocks	1	4
Team high steals	2	4

includes led, or shared team high



IG: @morrisugusuk
X: @morris_ugusuk
TIKTOK: @morrisugusuk23

2024-25 GAME-BY-GAME

Opponent	Date	GS	MIN	Total		3-Pointers		Free throws		Rebounds				PF		A		TO		BLK		STL		PTS		AVG	
				FG-FGA	PCT	3FG-3FGA	PCT	FT-FTA	PCT	OFF	DEF	TOT	AVG														
North Florida	11/04/2024		06:37	0-0	.000	0-0	.000	0-0	.000	0	0	0	0.0	0	0	0	0	0	0	0	0	0	0	0	0	0.0	
South Carolina St.	11/08/2024		11:27	2-3	.667	2-3	.667	0-0	.000	0	0	0	0.0	0	0	0	0	0	0	0	0	0	0	6	3.0		
Towson	11/12/2024		22:26	1-3	.333	1-3	.333	0-0	.000	0	1	1	0.3	4	3	2	0	1	3	3.0							
at Indiana	11/16/2024		28:07	5-8	.625	4-6	.667	4-6	.667	1	2	3	1.0	2	1	2	0	0	0	18	6.8						
Mercer	11/21/2024		19:01	1-5	.200	0-3	.000	2-2	1.000	0	0	0	0.8	2	0	2	0	1	4	6.2							
vs Xavier	11/25/2024		12:38	0-3	.000	0-3	.000	0-0	.000	0	2	2	1.0	0	0	3	0	0	0	0	5.2						
vs Virginia Tech	11/27/2024		24:54	4-7	.571	4-7	.571	0-0	.000	1	2	3	1.3	0	1	0	0	1	12	6.1							
at Boston College	12/03/2024		21:01	3-4	.750	3-3	1.000	0-0	.000	0	1	1	1.3	1	1	0	0	0	9	6.5							
East Carolina	12/07/2024		20:03	3-4	.750	3-4	.750	0-0	.000	0	0	0	1.1	1	2	0	0	0	9	6.8							
USC Upstate	12/14/2024		21:30	0-2	.000	0-1	.000	2-2	1.000	1	1	2	1.2	0	1	0	0	1	2	6.3							
Clemson	12/17/2024		31:25	2-8	.250	1-3	.333	3-5	.600	1	0	1	1.2	2	3	1	0	0	8	6.5							
Radford	12/22/2024		21:33	1-5	.200	1-5	.200	0-0	.000	1	1	2	1.3	1	1	2	0	0	3	6.2							
Presbyterian	12/30/2024		22:52	3-6	.500	2-4	.500	0-0	.000	1	0	1	1.2	2	2	0	0	1	8	6.3							
at Mississippi St.	01/04/2025		22:18	2-6	.333	0-3	.000	0-0	.000	0	3	3	1.4	1	0	0	0	0	4	6.1							
Alabama	01/08/2025		23:04	0-2	.000	0-0	.000	0-0	.000	1	1	2	1.4	4	1	1	1	0	0	5.7							
Auburn	01/11/2025	*	32:10	3-12	.250	1-6	.167	0-0	.000	1	0	1	1.4	0	1	1	0	1	7	5.8							
at Vanderbilt	01/15/2025	*	27:32	6-8	.750	3-4	.750	5-6	.833	1	1	2	1.4	2	2	4	0	3	20	6.6							
at Oklahoma	01/18/2025	*	34:40	5-11	.455	4-9	.444	1-1	1.000	0	2	2	1.4	1	1	0	0	0	15	7.1							
Florida	01/22/2025	*	31:51	3-7	.429	3-6	.500	0-0	.000	2	4	6	1.7	2	0	3	0	2	9	7.2							
Mississippi St.	01/25/2025	*	20:51	0-6	.000	0-3	.000	0-0	.000	0	0	0	1.6	3	0	0	0	0	0	6.9							
at Georgia	01/28/2025	*	20:54	1-2	.500	0-0	.000	0-0	.000	0	1	1	1.6	1	0	2	0	0	2	6.6							
Totals			6 476:55	45-112	.402	32-76	.421	17-22	.773	11	22	33	1.6	29	20	23	1	11	139	6.6							

Player Averages

Games Played	Minutes/ game	Points/ game	FG Pct	3FG Pct	FT Pct	Rebounds/ game	Assists/ game	Turnovers/ game	Assist/Turnover ratio	Steals/ game	Blocks/ game
21	22.7	6.6	40.2	42.1	77.3	1.6	1.0	1.1	0.9	0.5	0.0

PLAYER BIO

2024-25

- Team's best 3-point shooter so far this season at 42.1%
- Has hit 3 or more 3s 7 different times this season
- Team-high 15 pts at Oklahoma (Jan. 18)
- Scored a career-high 20 points in his second career start at Vanderbilt (Jan. 15); was 6-of-8 from the floor with a trio of 3s
- Matched career-high with four 3s in team's win over VT (Nov. 27) in the Ft. Myers Tip-Off
- Had his best game to date in Garnet & Black w/ career-high 18 pts, sinking a career-high four 3s at No. 16/16 Indiana (Nov. 16)
- Hit a pair of 3s in first win of the season vs. SC State (Nov. 8)

CAREER HIGHLIGHTS

- Saw action in 30 games his initial season in Garnet & Black in 23-24, averaging 2.2 points per contest in 10.2 minutes per game
- Team was 12-2 in games where he scored
- Made his Gamecock debut in the season-opening victory over USC Upstate (11/6/23) and had five points, three assists and a rebound
- Dished out a season-high five assists to go alongside zero turnovers in 24 minutes of action in a victory over Charleston Southern (12/16/23)
- Had his first career game in double figures with 11 points in a blowout victory in the non-conference finale against Florida A&M (12/30/23); went 3-of-5 from distance
- Came off the bench and scored 10 vital points in just 11 minutes of action in a win vs. Missouri (1/27/24); was 3-for-3 from the floor, knocking down a pair of shots from behind the arc

PRE-SOUTH CAROLINA

- Averaged 17.2 points, 5.3 assists, 4.3 rebounds and 2.2 steals per game in final season playing for Drive Basketball Academy (Finland)
- Represented his home country at the 2022 FIBA U18 European Championship
- Averaged 9.1 points, 3.1 rebounds, 2.9 assists and 1.7 steals per game in the tournament; was efficient as he played just 19.7 minutes per game in seven appearances helping Finland to a third-place finish
- Teammates at DRIVE Academy with Gamecock signee Okku Federiko

PERSONAL

- Son of Michael Ugusuk and Sunday Lado
- Has two older sisters, Sara and Maklin, and a younger sister Gloria
- List mac and cheese as his favorite food
- Favorite pro players to watch/learn from are Kyrie Irving, Shai Gilgeous-Alexander and LeBron James
- Greece is favorite vacation spot
- Chose South Carolina because it felt like HOME
- Mass communications major

CAREER STATS

				Field Goals		3-Point		F-Throws		Rebounds								Scoring		
SEASON	TEAM	GP-GS	MIN/AVG	FG-FGA	FG%	3FG-3FGA	3FG%	FT-FTA	FT%	OFF	DEF	TOT	AVG	PF-FO	A	TO	BLK	STL	PTS	AVG
2023-24	SC	30-0	307/10.2	23-68	.338	14-48	.292	7-9	.778	6	14	20	0.7	10-0	16	15	3	5	67	2.2
2024-25	SC	21-6	477/22.7	45-112	.402	32-76	.421	17-22	.773	11	22	33	1.6	29-0	20	23	1	11	139	6.6
TOTAL		51-6	784/15.4	68-180	.378	46-124	.371	24-31	.774	17	36	53	1.0	39-0	36	38	4	16	206	4.0

CAREER HIGHS

Single Game Highs

Statistic	Value
Points	13 vs Auburn 01/11/25
Rebounds	6 vs Mississippi St. 01/25/25
Assists	1 at Oklahoma 01/18/25, vs Mississippi St. 01/25/25, at Vanderbilt 01/15/25
Steals	2 at Georgia 01/28/25
Blocks	1 vs USC Upstate 12/14/24, at Georgia 01/28/25
FG Made	4 vs Auburn 01/11/25, vs Florida 01/22/25
FG Attempts	10 vs Auburn 01/11/25
3FG Made	3 vs Auburn 01/11/25
3FG Attempts	6 vs Auburn 01/11/25, vs Florida 01/22/25, at Vanderbilt 01/15/25
FT Made	9 vs Mississippi St. 01/25/25
FT Attempts	10 vs Mississippi St. 01/25/25

SUPERLATIVES

'24-25

Double-figure scoring	4
Double-figure rebounds	-
5+ assists	-
2+ steals	1
2+ blocks	-
Team high scoring	-
Team high rebounds	-
Team high steals	2
Team high assists	-
Team high blocks	-

includes led, or shared team high



IG: @ardeezy

X: @ard3n12

TIKTOK: @ardeezy_

2024-25 GAME-BY-GAME

Opponent	Date	GS	MIN	Total		3-Pointers		Free throws		Rebounds				PF	A	TO	BLK	STL	PTS	AVG
				FG-FGA	PCT	3FG-3FGA	PCT	FT-FTA	PCT	OFF	DEF	TOT	AVG							
North Florida	11/04/2024		08:06	0-1	.000	0-1	.000	0-0	.000	0	1	1	1.0	1	0	0	0	0	0	0.0
Towson	11/12/2024		03:38	1-2	.500	1-1	1.000	0-0	.000	0	0	0	0.5	0	0	0	0	1	3	1.5
at Boston College	12/03/2024		01:30	0-1	.000	0-1	.000	0-0	.000	0	1	1	0.7	0	0	0	0	0	0	1.0
USC Upstate	12/14/2024		02:18	0-1	.000	0-0	.000	0-0	.000	1	0	1	0.8	0	0	0	1	0	0	0.8
Radford	12/22/2024		01:27	0-1	.000	0-1	.000	0-0	.000	0	0	0	0.6	0	0	0	0	0	0	0.6
Alabama	01/08/2025		18:36	1-6	.167	0-3	.000	0-0	.000	0	0	0	0.5	2	0	1	0	0	2	0.8
Auburn	01/11/2025		30:33	4-10	.400	3-6	.500	2-4	.500	0	2	2	0.7	3	0	0	0	1	13	2.6
at Vanderbilt	01/15/2025		25:56	3-8	.375	2-6	.333	2-2	1.000	0	1	1	0.8	0	1	1	0	0	10	3.5
at Oklahoma	01/18/2025		32:49	2-9	.222	0-4	.000	2-5	.400	1	1	2	0.9	0	1	1	0	0	6	3.8
Florida	01/22/2025		21:36	4-8	.500	2-6	.333	0-0	.000	1	2	3	1.1	1	0	0	0	0	10	4.4
Mississippi St.	01/25/2025		31:43	1-9	.111	1-5	.200	9-10	.900	3	3	6	1.5	2	1	2	0	1	12	5.1
at Georgia	01/28/2025		18:06	3-6	.500	0-2	.000	3-3	1.000	0	0	0	1.4	2	0	0	1	2	9	5.4
Totals		0	196:17	19-62	.306	9-36	.250	18-24	.750	6	11	17	1.4	11	3	5	2	5	65	5.4

Player Averages

Games Played	Minutes/ game	Points/ game	FG Pct	3FG Pct	FT Pct	Rebounds/ game	Assists/ game	Turnovers/ game	Assist/Turnover ratio	Steals/ game	Blocks/ game
12	16.4	5.4	30.6	25.0	75.0	1.4	0.3	0.4	0.6	0.4	0.2

PLAYER BIO

2024-25

- 12 pts off bench in OT loss vs. #14/14 Miss. St. (Jan. 25) ; went 9-of-10 at the FT line, new career highs in FTs made and FTs attempted
- Led bench with 10 pts vs. #5/5 Florida (Jan. 22)
- Scored in double figures again with 10 pts off the bench at Vanderbilt (Jan. 15), hitting a pair of 3s
- Had breakout game playing 31 min vs. #2/2 Auburn (Jan. 11), finishing with 13 points on 3-of-6 shooting from deep
- Played career-high 19 min off bench vs. #5/5 Alabama (Jan. 8)
- Made Gamecock debut in season opener vs. UNF (Nov. 4)
- Redshirted initial collegiate season in 23-24

PRE-SOUTH CAROLINA

- Three-star recruit and the consensus No. 3 player in the state of South Carolina in the class of 2023 ; ranked in the top-300 nationally and No. 47 at his position by 247Sports and No. 58 by On3
- Played at 4A Westwood High School in Blythewood where he scored over 1,000 points for his career
- All-region and all-state selection as a senior for the Red-hawks after averaging 21.4 points, 5.5 rebounds and 2.2 assists per game
- Was a McDonald's All-American nominee and helped South Carolina to a 118-99 win in the Carolinas Classic All-Star Game with 10 points
- As a junior at Westwood, averaged 18.5 points, 5.8 rebounds and 1.5 assists per contest

PERSONAL

- Son of Tomeshia and Alphonso Conyers – has a younger sister, Emery
- Sport and entertainment management major
- Born on Dec. 17, 2004
- List cheese pizza as favorite food and Love and Basketball as favorite movie
- Dream car is a Mercedes-Benz G-Class
- Favorite basketball player to watch and learn from is Kobe Bryant
- Piece of advice for young people is to always believe in yourself

CAREER STATS

				Field Goals		3-Point		F-Throws		Rebounds				Scoring						
SEASON	TEAM	GP-GS	MIN/AVG	FG-FGA	FG%	3FG-3FGA	3FG%	FT-FTA	FT%	OFF	DEF	TOT	AVG	PF-FO	A	TO	BLK	STL	PTS	AVG
2024-25	SC	12-0	196/16.4	19-62	.306	9-36	.250	18-24	.750	6	11	17	1.4	11-0	3	5	2	5	65	5.4
TOTAL		12-0	196/16.4	19-62	.306	9-36	.250	18-24	.750	6	11	17	1.4	11-0	3	5	2	5	65	5.4

23

Cam Scott

Fr. • Guard • 6-6 • 170 • Lexington, S.C. // Lexington High School

CAREER HIGHS

Single Game Highs

Statistic	Value
Points	9 vs Radford 12/22/24
Rebounds	4 vs North Florida 11/04/24, vs USC Upstate 12/14/24
Assists	2 vs East Carolina 12/07/24, vs Towson 11/12/24, at Boston College 12/03/24
Steals	1 at Mississippi St. 01/04/25
Blocks	1 vs Presbyterian 12/30/24
FG Made	3 vs Radford 12/22/24
FG Attempts	12 vs South Carolina St. 11/08/24
3FG Made	2 vs Radford 12/22/24
3FG Attempts	7 vs South Carolina St. 11/08/24
FT Made	3 vs USC Upstate 12/14/24
FT Attempts	4 vs USC Upstate 12/14/24

SUPERLATIVES

'24-25

Double-figure scoring	-
Double-figure rebounding	-
Double-figure assists	-
Double-double	-
5+ assists	-
3+ steals	-
Team high scoring	-
Team high rebounding	-
Team high assists	-
Team high steals	-

includes led, or shared team high



IG: @thecamscott23

X: @thecamscott23

TIKTOK: @thecamscott23

2024-25 GAME-BY-GAME

Opponent	Date	GS	MIN	Total		3-Pointers		Free throws		Rebounds										
				FG-FGA	PCT	3FG-3FGA	PCT	FT-FTA	PCT	OFF	DEF	TOT	AVG	PF	A	TO	BLK	STL	PTS	AVG
North Florida	11/04/2024		20:47	2-4	.500	1-2	.500	1-3	.333	3	1	4	4.0	1	1	1	0	0	6	6.0
South Carolina St.	11/08/2024		18:22	2-12	.167	1-7	.143	1-2	.500	0	3	3	3.5	2	1	0	0	0	6	6.0
Towson	11/12/2024		10:35	0-3	.000	0-3	.000	0-0	.000	1	1	2	3.0	2	2	1	0	0	0	4.0
at Indiana	11/16/2024		06:14	0-2	.000	0-2	.000	0-0	.000	0	2	2	2.8	1	0	1	0	0	0	3.0
Mercer	11/21/2024		12:51	2-5	.400	1-4	.250	0-0	.000	0	1	1	2.4	0	0	0	0	0	5	3.4
vs Xavier	11/25/2024		18:08	1-4	.250	0-2	.000	2-2	1.000	0	1	1	2.2	0	0	1	0	0	4	3.5
vs Virginia Tech	11/27/2024		14:53	1-5	.200	0-4	.000	0-0	.000	0	2	2	2.1	0	1	0	0	0	2	3.3
at Boston College	12/03/2024		11:34	0-2	.000	0-0	.000	0-0	.000	0	0	0	1.9	0	2	0	0	0	0	2.9
East Carolina	12/07/2024		09:46	0-2	.000	0-1	.000	0-0	.000	0	0	0	1.7	2	2	0	0	0	0	2.6
USC Upstate	12/14/2024		16:45	2-4	.500	0-0	.000	3-4	.750	1	3	4	1.9	2	0	1	0	0	7	3.0
Clemson	12/17/2024		05:57	0-1	.000	0-0	.000	0-0	.000	0	1	1	1.8	0	0	0	0	0	0	2.7
Radford	12/22/2024		13:29	3-7	.429	2-6	.333	1-2	.500	0	1	1	1.8	1	0	1	0	0	9	3.3
Presbyterian	12/30/2024		11:06	1-3	.333	0-1	.000	0-0	.000	0	0	0	1.6	0	0	0	1	0	2	3.2
at Mississippi St.	01/04/2025		10:12	1-2	.500	0-0	.000	0-0	.000	0	1	1	1.6	2	0	1	0	1	2	3.1
Alabama	01/08/2025		08:13	0-2	.000	0-1	.000	2-2	1.000	0	2	2	1.6	1	0	2	0	0	2	3.0
at Vanderbilt	01/15/2025		13:03	2-5	.400	1-2	.500	0-0	.000	0	3	3	1.7	1	1	1	0	0	5	3.1
at Oklahoma	01/18/2025		05:42	1-2	.500	0-0	.000	0-0	.000	0	0	0	1.6	0	0	1	0	0	2	3.1
at Georgia	01/28/2025		03:41	0-1	.000	0-1	.000	0-0	.000	0	0	0	1.5	2	0	0	0	0	0	2.9
Totals			0 211:17	18-66	.273	6-36	.167	10-15	.667	5	22	27	1.5	17	10	11	1	1	52	2.9

Player Averages

Games Played	Minutes/ game	Points/ game	FG Pct	3FG Pct	FT Pct	Rebounds/ game	Assists/ game	Turnovers/ game	Assist/Turnover ratio	Steals/ game	Blocks/ game
18	11.7	2.9	27.3	16.7	66.7	1.5	0.6	0.6	0.9	0.1	0.1

PLAYER BIO

2024-25

- 5 pts off the bench at Vanderbilt (Jan. 15)
- Career-high 9 pts in win vs. Radford (Dec. 22), knocking down a pair of 3s
- Had 7 pts in 17 min vs. USC Upstate (Dec. 14)
- Had 5 pts off the bench in 13 min in win over Mercer (Nov. 21)

PRE-SOUTH CAROLINA

- Consensus four-star and the top player in the state by 247Sports and On3 ; ranked No. 47 overall player by 247Sports (No. 6 shooting guard) and No. 36 overall by On3 (No. 8 shooting guard)
- Two-time South Carolina Gatorade Player of the Year and concluded his prep days as the school record-holder for career points (2,475) at Lexington High School, leading the Wildcats to a 28-2 record as a senior and the 5A state title
- Averaged 22.0 points, 6.4 rebounds, 3.3 steals and 2.5 assists per game in senior season
- 2024 South Carolina 5A Player of the Year and finished his high school career the only four-time all-state selection in program history at Lexington
- Scored 43 points, a school record, in a 95-53 win over White Knoll in senior season
- Started playing varsity in the eighth grade, averaging 15.6 points and 6.0 rebounds per contest for Lexington
- Played in the Iverson Classic All-American game
- Joins Collin Murray-Boyles, Gregory "GG" Jackson II, PJ Dozier and Sindarius Thornwell as four-star South Carolina natives to stay home and play for the Gamecocks

PERSONAL

- Son of Armet and Alisha – has a younger brother, Trey ; born on Sept. 24, 2005
- Enjoys going to his younger brother's sporting events in his free time
- List mac and cheese as favorite food
- Favorite movie is Shrek and SpongeBob SquarePants is favorite TV show
- Favorite player to watch & learn from is Dwayne Wade
- Broadcast journalism major

CAREER STATS

				Field Goals		3-Point		F-Throws		Rebounds				Scoring						
SEASON	TEAM	GP-GS	MIN/AVG	FG-FGA	FG%	3FG-3FGA	3FG%	FT-FTA	FT%	OFF	DEF	TOT	AVG	PF-FO	A	TO	BLK	STL	PTS	AVG
2024-25	SC	18-0	211/11.7	18-66	.273	6-36	.167	10-15	.667	5	22	27	1.5	17-0	10	11	1	1	52	2.9
TOTAL		18-0	211/11.7	18-66	.273	6-36	.167	10-15	.667	5	22	27	1.5	17-0	10	11	1	1	52	2.9

CAREER HIGHS

Single Game Highs

Statistic	Value	
Points	31	vs Vanderbilt 02/10/24
Rebounds	16	vs South Carolina St. 11/08/24
Assists	8	vs Florida 01/22/25
Steals	5	at Oklahoma 01/18/25
Blocks	4	5 times
FG Made	14	vs Vanderbilt 02/10/24
FG Attempts	18	vs Auburn 01/11/25
3FG Made	2	vs Mercer 11/21/24
3FG Attempts	3	vs Virginia Tech 11/27/24
FT Made	10	vs Presbyterian 12/30/24
FT Attempts	14	vs Presbyterian 12/30/24

SUPERLATIVES

	'24-25	Career
Double-figure scoring	18	31
Double-figure rebounding	7	10
Double-double	6	8
5+ assists	2	4
2+ blocks	9	16
2+ steals	8	12
Team high scoring	6	11
Team high rebounding	14	25
Team high assists	6	9
Team high blocks	11	21
Team high steals	9	21



IG: @30murrayjr

X: @boyles_murray

includes led, or shared team high

2024-25 GAME-BY-GAME

Opponent	Date	GS	MIN	Total		3-Pointers		Free throws		Rebounds			PF	A	TO	BLK	STL	PTS	AVG		
				FG-FGA	PCT	3FG-3FGA	PCT	FT-FTA	PCT	OFF	DEF	TOT								AVG	
North Florida	11/04/2024	*	31:07	6-15	.400	0-0	.000	3-6	.500	2	5	7	7.0	3	1	2	4	2	15	15.0	
South Carolina St.	11/08/2024	*	35:15	7-8	.875	0-0	.000	5-7	.714	5	11	16	11.5	3	4	4	0	1	19	17.0	
Towson	11/12/2024	*	26:32	9-12	.750	0-0	.000	9-10	.900	3	6	9	10.7	2	1	3	0	1	27	20.3	
at Indiana	11/16/2024	*	19:13	1-4	.250	0-1	.000	0-0	.000	2	4	6	9.5	5	1	4	0	0	2	15.8	
Mercer	11/21/2024	*	30:42	6-7	.857	2-2	1.000	2-3	.667	2	7	9	9.4	0	2	2	0	2	16	15.8	
vs Xavier	11/25/2024	*	28:49	4-5	.800	0-0	.000	5-7	.714	1	5	6	8.8	5	2	3	3	2	13	15.3	
vs Virginia Tech	11/27/2024	*	32:52	7-12	.583	0-3	.000	2-4	.500	3	5	8	8.7	2	2	4	2	3	16	15.4	
at Boston College	12/03/2024	*	28:04	7-14	.500	1-2	.500	1-3	.333	1	13	14	9.4	1	2	5	0	1	16	15.5	
East Carolina	12/07/2024	*	33:51	10-10	1.000	0-0	.000	0-2	.000	1	9	10	9.4	2	2	0	1	0	20	16.0	
USC Upstate	12/14/2024	*	32:00	5-10	.500	0-1	.000	3-6	.500	2	9	11	9.6	1	3	1	2	3	13	15.7	
Clemson	12/17/2024	*	28:31	8-10	.800	0-0	.000	6-6	1.000	3	6	9	9.5	5	4	3	2	1	22	16.3	
Radford	12/22/2024	*	23:41	6-10	.600	0-1	.000	3-3	1.000	2	5	7	9.3	2	3	1	4	1	15	16.2	
Presbyterian	12/30/2024	*	34:03	6-10	.600	0-0	.000	10-14	.714	3	6	9	9.3	3	2	2	0	1	22	16.6	
at Mississippi St.	01/04/2025	*	30:10	2-9	.222	1-2	.500	0-2	.000	2	8	10	9.4	2	0	6	1	0	5	15.8	
Alabama	01/08/2025	*	27:32	1-6	.167	0-1	.000	4-4	1.000	2	6	8	9.3	2	3	2	0	2	6	15.1	
Auburn	01/11/2025	*	36:10	10-18	.556	0-2	.000	5-7	.714	3	4	7	9.1	2	2	2	0	1	25	15.8	
at Vanderbilt	01/15/2025	*	34:42	6-10	.600	0-0	.000	2-4	.500	3	6	9	9.1	3	0	5	2	2	14	15.6	
at Oklahoma	01/18/2025	*	22:07	3-4	.750	0-0	.000	5-8	.625	3	7	10	9.2	5	2	3	0	5	11	15.4	
Florida	01/22/2025	*	33:00	6-9	.667	1-1	1.000	1-2	.500	2	3	5	8.9	1	8	2	3	0	14	15.3	
Mississippi St.	01/25/2025	*	36:32	4-11	.364	0-1	.000	2-4	.500	7	5	12	9.1	4	1	2	2	4	10	15.1	
at Georgia	01/28/2025	*	35:10	7-11	.636	0-2	.000	4-7	.571	1	4	5	8.9	0	5	3	2	2	18	15.2	
Totals			21	640:02	121-205	.590	5-19	.263	72-109	.661	53	134	187	8.9	53	50	59	28	34	319	15.2

Player Averages

Games Played	Minutes/ game	Points/ game	FG Pct	3FG Pct	FT Pct	Rebounds/ game	Assists/ game	Turnovers/ game	Assist/Turnover ratio	Steals/ game	Blocks/ game
21	30.5	15.2	59.0	26.3	66.1	8.9	2.4	2.8	0.8	1.6	1.3

PLAYER BIO

AWARDS/HONORS

- 2024-25 Preseason All-SEC
- 2024 SEC All-Freshman Team
- SEC Player of the Week (12/23/24)
- SEC Freshman of the Week (2/12/24)

2024-25

- Career-high 8 ast vs. #5/6 Florida (Jan. 22)
- 11 pts, 10 reb and career-high 5 stls At Oklahoma (Jan. 18)
- Game-high 25 pts (18 in 1st half) vs. #2/2 Auburn (Jan. 11)
- Scored 18-of-22 pts in 2nd half in win vs. PC (Dec. 30)
- 15 pts, 7 reb & tied career-high w/ 4 blks vs. Radford (Dec. 22)
- Had 22 pts (15 in 2nd half & OT) and 9 reb to lead team to 91-88 OT win over in-state rival, #25 Clemson (Dec. 17)
- Recorded 3rd-straight double-double vs. USC Upstate (Dec. 14)
- 20 pts and 10 reb in win vs. ECU (Dec. 7) ; went 10-for-10 from the floor, becoming 3rd player in program history to make 10 or more shots w/o a miss in a game
- Season-high 27 pts (9-for-12 FGs) in rout of Towson (Nov. 12)
- 19 pts and career-high 16 reb vs. SC State (Nov. 8)

CAREER HIGHLIGHTS

- Rounded into form in SEC play last season after missing time to start the year with mononucleosis
- Played in 28 games (started final 19) in 23-24 for the Gamecocks ; averaged 10.4 pts, 5.7 reb, 1.8 ast, 1.0 blks & 1.0 stls
- Shot 59.7 percent (117-196) from the floor in 23-24 to lead the team and also had a team-high 21 dunks ; his field goal percentage was the fourth-best for a single-season in school history (min. 50 made FGs)
- Had breakout game with 31 points on 14-of-17 (82.4 percent) shooting in a double-digit win vs. Vanderbilt (Feb. 10) ; became the first SEC freshman since Bobby Portis of Arkansas in 2014 to record 30 or more points with 13 or more made field goals while shooting above 80 percent ; also became the third Gamecock freshman to record a 30-point game since Carolina joined the SEC in 1991-92 (Gregory "GG" Jackson II in 2023 and Bruce Ellington in 2010 the others) ; also became just the third Gamecock the last 25 seasons to record 30 points on 80 percent or better shooting in an SEC game
- Finished with 19 points, eight rebounds, six assists and four steals in an overtime win at Mississippi State (5/9/24) ; was 9-of-10 (90.0 percent) from the floor
- Led team to its first win in the SEC Tournament since 2018 in round two vs. Arkansas (3/14/24) with 24 points, seven rebounds, four steals and two assists ; was 11-of-15 (73.3 percent) from the floor ; his 11 made field goals were a new school record in SEC Tournament play

PERSONAL

- Son of Yvonne and Sean – has two older brothers: Armani and James
- James was standout at UNC Pembroke (2015-19), scoring 1,369 career points ; he currently plays professionally overseas
- Mass communications major

CAREER STATS

				Field Goals		3-Point		F-Throws		Rebounds										Scoring	
SEASON	TEAM	GP-GS	MIN/AVG	FG-FGA	FG%	3FG-3FGA	3FG%	FT-FTA	FT%	OFF	DEF	TOT	AVG	PF-FO	A	TO	BLK	STL	PTS	AVG	
2023-24	SC	28-19	637/22.7	117-196	.597	0-5	.000	58-87	.667	66	93	159	5.7	66-1	49	34	28	29	292	10.4	
2024-25	SC	21-21	640/30.5	121-205	.590	5-19	.263	72-109	.661	53	134	187	8.9	53-4	50	59	28	34	319	15.2	
TOTAL		49-40	1277/26.1	238-401	.594	5-24	.208	130-196	.663	119	227	346	7.1	119-5	99	93	56	63	611	12.5	

31

BENJAMIN BOSMANS-VERDONK

BOSE-mans ver-DONK

Gr. • Forward • 6-9 • 240 • Lommel, Belgium // Illinois

CAREER HIGHS

Single Game Highs

Statistic	Value
Points	10 vs Florida A&M 12/30/23
Rebounds	10 vs Jackson St. 11/09/21, vs Arkansas St. 11/12/21
Assists	6 vs UTRGV 11/26/21
Steals	2 vs Purdue 01/17/22, vs USC Upstate 11/25/22, vs Hampton 11/23/19
Blocks	2 vs The Citadel 11/20/19
FG Made	4 vs USC Upstate 11/25/22, vs Florida A&M 12/30/23, vs Michigan St. 01/25/22
FG Attempts	7 vs Michigan St. 01/25/22, vs USC Upstate 11/25/22
3FG Attempts	1 vs The Citadel 11/20/19, vs Nicholls 11/05/19
FT Made	4 vs Ole Miss 01/17/23, vs Furman 11/20/22
FT Attempts	6 vs Ole Miss 01/17/23

SUPERLATIVES

	'24-25	Career
Double-figure scoring	1	1
Double-figure rebounding	-	-
Double-double	-	-
5+ assists	-	1
2+ steals	-	3
Team high scoring	-	-
Team high rebounding	1	2*
Team high assists	-	3*
Team high steals	-	4*
Team high blks	1	8*



IG: @bosmansverdonk

X: @BosmansVerdonk

includes led, or shared team high ; * Carolina ONLY

2024-25 GAME-BY-GAME

Opponent	Date	GS	MIN	FG-FGA	PCT	3FG-3FGA	PCT	FT-FTA	PCT	OFF	DEF	TOT	AVG	PF	A	TO	BLK	STL	PTS	AVG
North Florida	11/04/2024		04:09	1-3	.333	0-0	.000	0-0	.000	0	1	1	1.0	1	0	0	1	0	2	2.0
South Carolina St.	11/08/2024		06:30	0-1	.000	0-0	.000	0-0	.000	0	2	2	1.5	0	0	1	0	0	0	1.0
Towson	11/12/2024		06:48	1-3	.333	0-0	.000	1-1	1.000	0	1	1	1.3	0	0	1	0	0	3	1.7
at Indiana	11/16/2024		04:26	0-1	.000	0-0	.000	0-0	.000	1	0	1	1.3	2	0	0	0	0	0	1.3
Mercer	11/21/2024		09:19	0-0	.000	0-0	.000	2-4	.500	2	1	3	1.6	1	1	0	0	0	2	1.4
vs Xavier	11/25/2024		01:58	0-2	.000	0-0	.000	0-0	.000	0	0	0	1.3	0	0	0	0	0	0	1.2
at Boston College	12/03/2024		06:17	1-2	.500	0-0	.000	0-0	.000	1	1	2	1.4	1	0	1	0	0	2	1.3
USC Upstate	12/14/2024		02:38	0-1	.000	0-0	.000	1-2	.500	1	1	2	1.5	0	0	0	0	0	1	1.3
Clemson	12/17/2024		02:14	0-1	.000	0-0	.000	0-0	.000	1	0	1	1.4	0	0	0	0	0	0	1.1
Radford	12/22/2024		01:27	0-0	.000	0-0	.000	1-2	.500	1	0	1	1.4	0	0	0	0	0	1	1.1
at Mississippi St.	01/04/2025		03:03	0-1	.000	0-0	.000	0-0	.000	1	1	2	1.5	0	0	0	0	0	0	1.0
Alabama	01/08/2025		00:50	0-0	.000	0-0	.000	0-0	.000	0	0	0	1.3	0	0	0	0	0	0	0.9
Auburn	01/11/2025		10:07	0-0	.000	0-0	.000	0-0	.000	2	3	5	1.6	2	3	0	1	0	0	0.8
at Vanderbilt	01/15/2025		14:02	0-1	.000	0-0	.000	0-1	.000	2	0	2	1.6	2	1	2	0	1	0	0.8
at Oklahoma	01/18/2025		11:43	1-2	.500	0-0	.000	1-1	1.000	1	1	2	1.7	2	0	1	0	0	3	0.9
Florida	01/22/2025		05:53	0-1	.000	0-0	.000	0-0	.000	1	0	1	1.6	0	1	0	0	0	0	0.9
Mississippi St.	01/25/2025		07:21	1-1	1.000	0-0	.000	0-0	.000	1	0	1	1.6	0	1	1	0	0	2	0.9
at Georgia	01/28/2025		12:28	0-0	.000	0-0	.000	0-0	.000	1	2	3	1.7	1	1	0	0	1	0	0.9
Totals		0	111:13	5-20	.250	0-0	.000	6-11	.545	16	14	30	1.7	12	8	7	2	2	16	0.9

Player Averages

Games Played	Minutes/ game	Points/ game	FG Pct	3FG Pct	FT Pct	Rebounds/ game	Assists/ game	Turnovers/ game	Assist/Turnover ratio	Steals/ game	Blocks/ game
18	6.2	0.9	25.0	0.0	54.5	1.7	0.4	0.4	1.1	0.1	0.1

PLAYER BIO

AWARDS/HONORS

• SEC Academic Honor Roll – 2022-23, 2023-24

2024-25

• Was big contributor off bench with 5 reb, 3 ast & 1 blk vs. #2/2 Auburn (Jan. 11)

CAREER HIGHLIGHTS

- Played in 17 games averaging 2.5 points and 2.9 rebounds in 9.7 minutes per game in 2023-24
- Had a career-high 10 points in 17 minutes off the bench in blowout win over FAMU (12/30/23)
- Scored four points with eight rebounds, seven on the offensive end of the floor, in 13 min of action during 74-64 win over VMI (11/13/23)
- Had seven rebounds, including three offensive, in 79-77 win over Virginia Tech (11/10/23) in the Hall of Fame Series at Spectrum Center ; was effective in just 15 minutes
- Appeared in 31 games, making 14 starts in first season in Garnet & Black in 2022-23 ; averaged 1.9 points, 3.1 rebounds and 1.1 assists per game ; shot 39.3% (22-of-56)
- Made his Gamecock debut in a 60-58 rivalry win over Clemson (Nov. 11) ; played 15 minutes and had two points, four rebounds and two assists
- Saw limited action in 41 games with two starts in three seasons at Illinois (2019-22)
- Played in a career-high 24 games for the Illini in 2021-22, averaging 1.6 points and 2.1 rebounds in 7.8 minutes per contest
- Shot 47.2 percent (17-for-36) from the floor in redshirt sophomore season at Illinois
- Was on pair of NCAA Tournament teams (2021, 2022) and a member of the 2021 Big Ten Tournament Champions and 2022 Big Ten Regular Season Co-Champions

PERSONAL

- Son of Rony Verdonk and Luana Bosmans
- Has a younger brother, Mauro
- Played handball, soccer and swam competitively growing up
- List playing the piano as one of his hobbies
- Graduated from Illinois in three years with a degree in psychology
- Currently enrolled as a second-year student in the University of South Carolina School of Law and is one of only active law students in NCAA Division I basketball

CAREER STATS

				Field Goals		3-Point		F-Throws		Rebounds				Scoring						
SEASON	TEAM	GP-GS	MIN/AVG	FG-FGA	FG%	3FG-3FGA	3FG%	FT-FTA	FT%	OFF	DEF	TOT	AVG	PF-FO	A	TO	BLK	STL	PTS	AVG
2019-20	Illini	9-0	57/6.3	4-11	.364	0-2	.000	3-4	.750	6	4	10	1.1	6-0	6	5	2	3	11	1.2
2020-21	Illini	8-0	18/2.2	1-3	.333	0-0	.000	0-0	.000	1	2	3	0.4	0-0	0	1	0	0	2	0.3
2021-22	Illini	24-2	186/7.8	17-36	.472	0-0	.000	5-17	.294	25	26	51	2.1	33-0	15	5	0	7	39	1.6
2022-23	SC	31-14	463/14.9	22-56	.393	0-0	.000	16-27	.593	56	40	96	3.1	68-1	35	40	7	11	60	1.9
2023-24	SC	17-0	165/9.7	17-28	.607	0-0	.000	8-12	.667	29	20	49	2.9	29-1	8	12	3	3	42	2.5
2024-25	SC	18-0	111/6.2	5-20	.250	0-0	.000	6-11	.545	16	14	30	1.7	12-0	8	7	2	2	16	0.9
TOTAL FOR SC		66-14	739/11.2	44-104	.423	0-0	.000	30-50	.600	101	74	175	2.7	109-2	51	59	12	16	118	1.8
TOTAL		107-16	1000/9.3	66-154	.429	0-2	.000	38-71	.535	133	106	239	2.2	148-2	72	70	14	26	170	1.6



2024-25 SOUTH CAROLINA BASKETBALL STATS



2024-25 South Carolina Men's Basketball Combined Team Statistics All games

Page 1/1
as of Jan 29, 2025

Game Records

Record	Overall	Home	Away	Neutral
ALL GAMES	10-11	8-5	1-5	1-1
CONFERENCE	0-8	0-4	0-4	0-0
NON-CONFERENCE	10-3	8-1	1-1	1-1

Score by Periods

Team	1st	2nd	OT	TOT
South Carolina	660	802	16	1478
Opponents	665	763	18	1446

Team Box Score

No.	Player				Total		3-Point		F-Throw		Rebounds													
		GP-GS	MIN	AVG	FG-FGA	FG%	3FG-3FGA	3FG%	FT-FTA	FT%	OFF	DEF	TOT	AVG	PF	DQ	A	TO	BLK	STL	PTS	AVG		
30	MURRAY-BOYLES, Collin	21-21	640:02	30.5	121-205	.590	5-19	.263	72-109	.661	53	134	187	8.9	53	4	50	59	28	34	319	15.2		
6	THOMAS, Jamarri	17-15	527:42	31.0	65-161	.404	26-70	.371	67-97	.691	8	46	54	3.2	47	1	55	43	4	27	223	13.1		
5	PRINGLE, Nick	21-21	527:15	25.1	67-111	.604	0-0	.000	64-98	.653	40	98	138	6.6	60	3	29	29	13	6	198	9.4		
2	DAVIS, Zachary	21-8	534:47	25.5	66-160	.413	19-62	.306	44-61	.721	23	62	85	4.0	41	1	35	37	2	21	195	9.3		
1	WRIGHT, Jacobi	21-20	594:18	28.3	59-152	.388	21-64	.328	33-43	.767	12	42	54	2.6	34	1	51	34	3	8	172	8.2		
15	UGUSUK, Morris	21-6	476:55	22.7	45-112	.402	32-76	.421	17-22	.773	11	22	33	1.6	29	0	20	23	1	11	139	6.6		
10	STUTE, Myles	14-14	347:12	24.8	25-75	.333	20-61	.328	6-8	.750	9	29	38	2.7	22	0	15	13	5	5	76	5.4		
21	CONYERS, Arden	12-0	196:17	16.4	19-62	.306	9-36	.250	18-24	.750	6	11	17	1.4	11	0	3	5	2	5	65	5.4		
23	SCOTT, Cam	18-0	211:17	11.7	18-66	.273	6-36	.167	10-15	.667	5	22	27	1.5	17	0	10	11	1	1	52	2.9		
0	BUTLER, Jordan	17-0	74:18	4.4	6-19	.316	6-18	.333	5-6	.833	2	9	11	0.6	9	0	3	2	4	2	23	1.4		
31	BOSMANS-VERDONK, Benjamin	18-0	111:13	6.2	5-20	.250	0-0	.000	6-11	.545	16	14	30	1.7	12	0	8	7	2	2	16	0.9		
13	HERRO, Austin	5-0	07:34	1.5	0-1	.000	0-0	.000	0-0	.000	1	0	1	0.2	2	0	0	0	0	0	0	0.0		
4	COGGESHALL, Weston	1-0	01:07	1.1	0-0	.000	0-0	.000	0-0	.000	0	1	1	1.0	0	0	0	0	0	0	0	0.0		
Team											43	36	79					13						
Total		21	4250		496-1144	.434	144-442	.326	342-494	.692	229	526	755	36.0	337	10	279	276	65	122	1478	70.4		
Opponents		21	4250		535-1217	.440	130-400	.325	246-356	.691	206	475	681	32.4	407	12	253	228	96	174	1446	68.9		

Team Statistics

	SC	OPP
Scoring		
Points per game	70.4	68.9
Scoring margin	+1.5	-
Field goals-att		
Field goal pct	.434	.440
3 point fg-att		
3-point FG pct	.326	.325
3-pt FG made per game	6.9	6.2
Free throws-att		
Free throw pct	.692	.691
F-Throws made per game	16.3	11.7
Rebounds		
Rebounds per game	36.0	32.4
Rebounding margin	+3.5	-
Assists		
Assists per game	13.3	12.0
Turnovers		
Turnovers per game	13.1	10.9
Turnover margin	-2.3	-
Assist/turnover ratio	1.0	1.1
Steals		
Steals per game	5.8	8.3
Blocks		
Blocks per game	3.1	4.6
Winning streak		
Home win streak	0	-
Attendance		
Home games-Avg/Game	13-12007	6-8446
Neutral site-Avg/Game	-	2-3500

Team Results

Date	Opponent		Score	Att.
11/04/2024	North Florida	L	71-74	12388
11/08/2024	South Carolina St.	W	86-64	12205
11/12/2024	Towson	W	80-54	11577
11/16/2024	at Indiana	L	71-87	17222
11/21/2024	Mercer	W	84-72	11054
11/25/2024	vs Xavier	L	66-75	3500
11/27/2024	vs Virginia Tech	W	70-60	3500
12/03/2024	at Boston College	W	73-51	4607
12/07/2024	East Carolina	W	75-68	10997
12/14/2024	USC Upstate	W	73-53	11092
12/17/2024	Clemson	Wot	91-88	12780
12/22/2024	Radford	W	74-48	10831
12/30/2024	Presbyterian	W	69-59	10525
01/04/2025	at Mississippi St.	L	50-85	8075
01/08/2025	Alabama	L	68-88	11115
01/11/2025	Auburn	L	63-66	13390
01/15/2025	at Vanderbilt	L	63-66	6443
01/18/2025	at Oklahoma	L	62-82	7264
01/22/2025	Florida	L	69-70	14930
01/25/2025	Mississippi St.	Lot	60-65	13203
01/28/2025	at Georgia	L	60-71	7062

2024-25 South Carolina Men's Basketball
Combined Team Statistics
In Conference gamesPage 1/1
as of Jan 29, 2025

Game Records

Record	Overall	Home	Away	Neutral
ALL GAMES	0-8	0-4	0-4	0-0
CONFERENCE	0-8	0-4	0-4	0-0
NON-CONFERENCE	0-0	0-0	0-0	0-0

Score by Periods

Team	1st	2nd	OT	TOT
South Carolina	219	271	5	495
Opponents	281	302	10	593

Team Box Score

No.	Player				Total		3-Point		F-Throw		Rebounds											
		GP-GS	MIN	AVG	FG-FGA	FG%	3FG-3FGA	3FG%	FT-FTA	FT%	OFF	DEF	TOT	AVG	PF	DQ	A	TO	BLK	STL	PTS	AVG
6	THOMAS, Jamarii	4-2	122:60	30.7	17-38	.447	5-16	.313	20-25	.800	3	9	12	3.0	12	1	12	14	1	9	59	14.8
30	MURRAY-BOYLES, Collin	8-8	255:23	31.9	39-78	.500	2-9	.222	23-38	.605	23	43	66	8.3	19	1	21	25	10	16	103	12.9
2	DAVIS, Zachary	8-7	244:51	30.6	30-81	.370	11-34	.324	12-18	.667	9	26	35	4.4	14	0	15	26	1	10	83	10.4
21	CONYERS, Arden	7-0	179:19	25.6	18-56	.321	8-32	.250	18-24	.750	5	9	14	2.0	10	0	3	5	1	4	62	8.9
5	PRINGLE, Nick	8-8	212:26	26.6	22-44	.500	0-0	.000	16-30	.533	19	32	51	6.4	25	1	9	18	1	3	60	7.5
15	UGUSUK, Morris	8-6	213:21	26.7	20-54	.370	11-31	.355	6-7	.857	5	12	17	2.1	14	0	5	11	1	6	57	7.1
1	WRIGHT, Jacobi	8-8	236:01	29.5	17-52	.327	3-17	.176	14-15	.933	7	22	29	3.6	18	1	16	15	1	5	51	6.4
23	SCOTT, Cam	5-0	40:51	8.2	4-12	.333	1-4	.250	2-2	1.000	0	6	6	1.2	6	0	1	5	0	1	11	2.2
10	STUTE, Myles	1-1	24:40	24.7	0-4	.000	0-2	.000	1-2	.500	0	1	1	1.0	1	0	1	1	0	1	1	1.0
31	BOSMANS-VERDONK, Benjamin	8-0	65:27	8.2	2-6	.333	0-0	.000	1-2	.500	9	7	16	2.0	7	0	7	4	1	2	5	0.6
0	BUTLER, Jordan	6-0	26:41	4.4	1-7	.143	1-7	.143	0-0	.000	0	2	2	0.3	3	0	1	1	1	1	3	0.5
13	HERRO, Austin	1-0	03:01	3.0	0-0	.000	0-0	.000	0-0	.000	1	0	1	1.0	1	0	0	0	0	0	0	0.0
Team											16	10	26					6				
Total		8	1625		170-432	.394	42-152	.276	113-163	.693	97	179	276	34.5	130	4	91	131	18	58	495	61.9
Opponents		8	1625		224-461	.486	57-168	.339	88-125	.704	74	182	256	32.0	134	2	122	90	49	78	593	74.1

Team Statistics

	SC	OPP
Scoring		
Points per game	61.9	74.1
Scoring margin	-12.3	-
Field goals-att		
Field goal pct	.394	.486
3 point fg-att		
3-point FG pct	.276	.339
3-pt FG made per game	5.3	7.1
Free throws-att		
Free throw pct	.693	.704
F-Throws made per game	14.1	11.0
Rebounds		
Rebounds per game	34.5	32.0
Rebounding margin	+2.5	-
Assists		
Assists per game	11.4	15.3
Turnovers		
Turnovers per game	16.4	11.3
Turnover margin	-5.1	-
Assist/turnover ratio	0.7	1.4
Steals		
Steals per game	7.3	9.8
Blocks		
Blocks per game	2.3	6.1
Winning streak		
Home win streak	0	-
Attendance		
Home games-Avg/Game	4-13160	4-7211
Neutral site-Avg/Game	-	0-0

Team Results

Date	Opponent		Score	Att.
01/04/2025	at Mississippi St.	L	50-85	8075
01/08/2025	Alabama	L	68-88	11115
01/11/2025	Auburn	L	63-66	13390
01/15/2025	at Vanderbilt	L	63-66	6443
01/18/2025	at Oklahoma	L	62-82	7264
01/22/2025	Florida	L	69-70	14930
01/25/2025	Mississippi St.	Lot	60-65	13203
01/28/2025	at Georgia	L	60-71	7062



2024-25 SOUTH CAROLINA BASKETBALL STATS



2024-25 South Carolina Men's Basketball Category Leaders All games

Page 1/3
as of Jan 29, 2025

Points

##	Player	G	Pts	Pts/G
30	Murray-Boyles, Collin	21	319	15.2
6	Thomas, Jamarii	17	223	13.1
5	Pringle, Nick	21	198	9.4
2	Davis, Zachary	21	195	9.3
1	Wright, Jacobi	21	172	8.2
15	Ugusuk, Morris	21	139	6.6
10	Stute, Myles	14	76	5.4
21	Conyers, Arden	12	65	5.4
23	Scott, Cam	18	52	2.9
0	Butler, Jordan	17	23	1.4
31	Bosmans-Verdonk, Benjamin	18	16	0.9

Scoring Average

##	Player	G	Pts	Pts/G
30	Murray-Boyles, Collin	21	319	15.2
6	Thomas, Jamarii	17	223	13.1
5	Pringle, Nick	21	198	9.4
2	Davis, Zachary	21	195	9.3
1	Wright, Jacobi	21	172	8.2
15	Ugusuk, Morris	21	139	6.6
10	Stute, Myles	14	76	5.4
21	Conyers, Arden	12	65	5.4
23	Scott, Cam	18	52	2.9
0	Butler, Jordan	17	23	1.4
31	Bosmans-Verdonk, Benjamin	18	16	0.9

Field Goal Percentage

##	Player	FG	Att	Pct
5	Pringle, Nick	67	111	.604
30	Murray-Boyles, Collin	121	205	.590
2	Davis, Zachary	66	160	.413
6	Thomas, Jamarii	65	161	.404
15	Ugusuk, Morris	45	112	.402
1	Wright, Jacobi	59	152	.388
10	Stute, Myles	25	75	.333
0	Butler, Jordan	6	19	.316
21	Conyers, Arden	19	62	.306
23	Scott, Cam	18	66	.273
31	Bosmans-Verdonk, Benjamin	5	20	.250

Field Goal Attempts

##	Player	G	Att	Att/G
30	Murray-Boyles, Collin	21	205	9.8
6	Thomas, Jamarii	17	161	9.5
2	Davis, Zachary	21	160	7.6
1	Wright, Jacobi	21	152	7.2
15	Ugusuk, Morris	21	112	5.3

Field Goals Made

##	Player	G	Made	Made/G
30	Murray-Boyles, Collin	21	121	5.8
5	Pringle, Nick	21	67	3.2
2	Davis, Zachary	21	66	3.1
6	Thomas, Jamarii	17	65	3.8
1	Wright, Jacobi	21	59	2.8

3-Point FG Percentage

##	Player	3FG	Att	Pct
15	Ugusuk, Morris	32	76	.421
6	Thomas, Jamarii	26	70	.371
0	Butler, Jordan	6	18	.333
1	Wright, Jacobi	21	64	.328
10	Stute, Myles	20	61	.328
2	Davis, Zachary	19	62	.306
30	Murray-Boyles, Collin	5	19	.263
21	Conyers, Arden	9	36	.250
23	Scott, Cam	6	36	.167

3-Point FG Attempts

##	Player	G	Att	Att/G
15	Ugusuk, Morris	21	76	3.6
6	Thomas, Jamarii	17	70	4.1
1	Wright, Jacobi	21	64	3.0
2	Davis, Zachary	21	62	3.0
10	Stute, Myles	14	61	4.4

3-Point FG Made

##	Player	G	Made	Made/G
15	Ugusuk, Morris	21	32	1.5
6	Thomas, Jamarii	17	26	1.5
1	Wright, Jacobi	21	21	1.0
10	Stute, Myles	14	20	1.4
2	Davis, Zachary	21	19	0.9

Free Throw Percentage

##	Player	Made	Att	Pct
0	Butler, Jordan	5	6	.833
15	Ugusuk, Morris	17	22	.773
1	Wright, Jacobi	33	43	.767
10	Stute, Myles	6	8	.750
21	Conyers, Arden	18	24	.750
2	Davis, Zachary	44	61	.721
6	Thomas, Jamarri	67	97	.691
23	Scott, Cam	10	15	.667
30	Murray-Boyles, Collin	72	109	.661
5	Pringle, Nick	64	98	.653
31	Bosmans-Verdonk, Benjamin	6	11	.545

Free Throw Attempts

##	Player	G	Att	Att/G
30	Murray-Boyles, Collin	21	109	5.2
5	Pringle, Nick	21	98	4.7
6	Thomas, Jamarri	17	97	5.7
2	Davis, Zachary	21	61	2.9
1	Wright, Jacobi	21	43	2.0

Free Throws Made

##	Player	G	Made	Made/G
30	Murray-Boyles, Collin	21	72	3.4
6	Thomas, Jamarri	17	67	3.9
5	Pringle, Nick	21	64	3.0
2	Davis, Zachary	21	44	2.1
1	Wright, Jacobi	21	33	1.6

Rebounds

##	Player	G	Reb	Reb/G
30	Murray-Boyles, Collin	21	187	8.9
5	Pringle, Nick	21	138	6.6
2	Davis, Zachary	21	85	4.0
6	Thomas, Jamarri	17	54	3.2
1	Wright, Jacobi	21	54	2.6

Assists

##	Player	G	Ast	Ast/G
6	Thomas, Jamarri	17	55	3.2
1	Wright, Jacobi	21	51	2.4
30	Murray-Boyles, Collin	21	50	2.4
2	Davis, Zachary	21	35	1.7
5	Pringle, Nick	21	29	1.4

Rebounds Average

##	Player	G	Reb	Reb/G
30	Murray-Boyles, Collin	21	187	8.9
5	Pringle, Nick	21	138	6.6
2	Davis, Zachary	21	85	4.0
6	Thomas, Jamarri	17	54	3.2
10	Stute, Myles	14	38	2.7

Steals

##	Player	G	Stl	Stl/G
30	Murray-Boyles, Collin	21	34	1.6
6	Thomas, Jamarri	17	27	1.6
2	Davis, Zachary	21	21	1.0
15	Ugusuk, Morris	21	11	0.5
1	Wright, Jacobi	21	8	0.4

Offensive Rebounds

##	Player	G	OReb	OReb/G
30	Murray-Boyles, Collin	21	53	2.5
5	Pringle, Nick	21	40	1.9
2	Davis, Zachary	21	23	1.1
31	Bosmans-Verdonk, Benjamin	18	16	0.9
1	Wright, Jacobi	21	12	0.6

Blocked Shots

##	Player	G	Blk	Blk/G
30	Murray-Boyles, Collin	21	28	1.3
5	Pringle, Nick	21	13	0.6
10	Stute, Myles	14	5	0.4
6	Thomas, Jamarri	17	4	0.2
0	Butler, Jordan	17	4	0.2

Defensive Rebounds

##	Player	G	DReb	DReb/G
30	Murray-Boyles, Collin	21	134	6.4
5	Pringle, Nick	21	98	4.7
2	Davis, Zachary	21	62	3.0
6	Thomas, Jamarri	17	46	2.7
1	Wright, Jacobi	21	42	2.0

Minutes

##	Player	G	Min	Min/G
30	Murray-Boyles, Collin	21	640	30:29
1	Wright, Jacobi	21	594	28:18
2	Davis, Zachary	21	535	25:28
6	Thomas, Jamarri	17	528	31:02
5	Pringle, Nick	21	527	25:06

Fouls

##	Player	G	PF	PF/G
5	Pringle, Nick	21	60	2.9
30	Murray-Boyles, Collin	21	53	2.5
6	Thomas, Jamarri	17	47	2.8
2	Davis, Zachary	21	41	2.0
1	Wright, Jacobi	21	34	1.6

Turnovers

##	Player	G	TO	TO/G
30	Murray-Boyles, Collin	21	59	2.8
6	Thomas, Jamarri	17	43	2.5
2	Davis, Zachary	21	37	1.8
1	Wright, Jacobi	21	34	1.6
5	Pringle, Nick	21	29	1.4



2024-25 SOUTH CAROLINA BASKETBALL STATS



2024-25 South Carolina Men's Basketball Team High/Low Analysis All games

Page 1/4
as of Jan 29, 2025

South Carolina - Game Highs

POINTS	91		Clemson (12/17/2024)
	86		South Carolina St. (11/08/2024)
	84		Mercer (11/21/2024)
	80		Towson (11/12/2024)
	75		East Carolina (12/07/2024)
FIELD GOALS MADE	30		Clemson (12/17/2024)
	30		South Carolina St. (11/08/2024)
FIELD GOAL ATTEMPTS	64		South Carolina St. (11/08/2024)
	63		at Indiana (11/16/2024)
FIELD GOAL PERCENTAGE	.540	(27-50)	East Carolina (12/07/2024)
	.517	(30-58)	Clemson (12/17/2024)
3 PT FG MADE	12		East Carolina (12/07/2024)
	12		Mercer (11/21/2024)
3 PT FG ATTEMPTS	32		vs Virginia Tech (N) (11/27/2024)
	30		Radford (12/22/2024)
3 PT FG PERCENTAGE	.526	(10-19)	at Boston College (12/03/2024)
	.522	(12-23)	East Carolina (12/07/2024)
FREE THROWS MADE	25		Radford (12/22/2024)
	24		Clemson (12/17/2024)
FREE THROW ATTEMPTS	34		Clemson (12/17/2024)
	30		Presbyterian (12/30/2024)
	30		Towson (11/12/2024)
FREE THROW PERCENTAGE	.926	(25-27)	Radford (12/22/2024)
	.800	(16-20)	vs Xavier (N) (11/25/2024)
REBOUNDS	51		South Carolina St. (11/08/2024)
	45		Mississippi St. (01/25/2025)
ASSISTS	19		East Carolina (12/07/2024)
	18		Florida (01/22/2025)
	18		Towson (11/12/2024)
STEALS	13		Mississippi St. (01/25/2025)
	9		at Georgia (01/28/2025)
BLOCKED SHOTS	8		North Florida (11/04/2024)
	6		Radford (12/22/2024)
	6		South Carolina St. (11/08/2024)
TURNOVERS	25		at Vanderbilt (01/15/2025)
	19		Mississippi St. (01/25/2025)
FOULS	23		at Indiana (11/16/2024)
	21		Alabama (01/08/2025)
	21		Clemson (12/17/2024)
	21		Towson (11/12/2024)



2024-25 South Carolina Men's Basketball
Team High/Low Analysis
All games

Page 2/4
as of Jan 29, 2025

Opponent - Game Highs

POINTS	88		Alabama (01/08/2025)
	88		Clemson (12/17/2024)
	87		at Indiana (11/16/2024)
	85		at Mississippi St. (01/04/2025)
	82		at Oklahoma (01/18/2025)
FIELD GOALS MADE	35		Alabama (01/08/2025)
	35		at Mississippi St. (01/04/2025)
FIELD GOAL ATTEMPTS	69		North Florida (11/04/2024)
	67		South Carolina St. (11/08/2024)
FIELD GOAL PERCENTAGE	.565	(35-62)	at Mississippi St. (01/04/2025)
	.560	(28-50)	at Oklahoma (01/18/2025)
3 PT FG MADE	12		Mercer (11/21/2024)
	10		North Florida (11/04/2024)
3 PT FG ATTEMPTS	29		North Florida (11/04/2024)
	26		Mississippi St. (01/25/2025)
	26		Mercer (11/21/2024)
3 PT FG PERCENTAGE	.500	(5-10)	Presbyterian (12/30/2024)
	.471	(8-17)	at Oklahoma (01/18/2025)
	.471	(8-17)	at Indiana (11/16/2024)
FREE THROWS MADE	27		at Indiana (11/16/2024)
	19		Clemson (12/17/2024)
FREE THROW ATTEMPTS	33		at Indiana (11/16/2024)
	29		Towson (11/12/2024)
FREE THROW PERCENTAGE	.905	(19-21)	Clemson (12/17/2024)
	.889	(8-9)	Mercer (11/21/2024)
REBOUNDS	43		North Florida (11/04/2024)
	41		vs Xavier (N) (11/25/2024)
ASSISTS	21		Alabama (01/08/2025)
	19		at Oklahoma (01/18/2025)
STEALS	15		at Vanderbilt (01/15/2025)
	14		Florida (01/22/2025)
BLOCKED SHOTS	10		at Mississippi St. (01/04/2025)
	8		Auburn (01/11/2025)
TURNOVERS	17		Mississippi St. (01/25/2025)
	15		USC Upstate (12/14/2024)
FOULS	26		Towson (11/12/2024)
	25		Presbyterian (12/30/2024)



2024-25 South Carolina Men's Basketball
Team High/Low Analysis
All games

Page 3/4
as of Jan 29, 2025

South Carolina - Game Lows

POINTS	50		at Mississippi St. (01/04/2025)
	60		at Georgia (01/28/2025)
	60		Mississippi St. (01/25/2025)
	62		at Oklahoma (01/18/2025)
	63		at Vanderbilt (01/15/2025)
	63		Auburn (01/11/2025)
FIELD GOALS MADE	16		at Mississippi St. (01/04/2025)
	17		Mississippi St. (01/25/2025)
FIELD GOAL ATTEMPTS	45		at Vanderbilt (01/15/2025)
	48		Presbyterian (12/30/2024)
FIELD GOAL PERCENTAGE	.291	(16-55)	at Mississippi St. (01/04/2025)
	.293	(17-58)	Mississippi St. (01/25/2025)
3 PT FG MADE	2		at Mississippi St. (01/04/2025)
	3		Alabama (01/08/2025)
3 PT FG ATTEMPTS	13		Presbyterian (12/30/2024)
	14		Alabama (01/08/2025)
3 PT FG PERCENTAGE	.105	(2-19)	at Mississippi St. (01/04/2025)
	.200	(4-20)	Mississippi St. (01/25/2025)
FREE THROWS MADE	4		Florida (01/22/2025)
	9		Auburn (01/11/2025)
	9		East Carolina (12/07/2024)
FREE THROW ATTEMPTS	8		Florida (01/22/2025)
	16		Auburn (01/11/2025)
FREE THROW PERCENTAGE	.500	(4-8)	Florida (01/22/2025)
	.524	(11-21)	at Oklahoma (01/18/2025)
REBOUNDS	27		at Oklahoma (01/18/2025)
	29		at Georgia (01/28/2025)
ASSISTS	8		Mississippi St. (01/25/2025)
	8		Alabama (01/08/2025)
	8		vs Xavier (N) (11/25/2024)
STEALS	1		East Carolina (12/07/2024)
	3		Radford (12/22/2024)
	3		at Boston College (12/03/2024)
BLOCKED SHOTS	0		at Oklahoma (01/18/2025)
	1		Auburn (01/11/2025)
	1		at Mississippi St. (01/04/2025)
	1		East Carolina (12/07/2024)
	1		at Boston College (12/03/2024)
	1		at Indiana (11/16/2024)
	1		Towson (11/12/2024)
TURNOVERS	8		USC Upstate (12/14/2024)
	9		Auburn (01/11/2025)
	9		Mercer (11/21/2024)
FOULS	10		USC Upstate (12/14/2024)
	11		at Mississippi St. (01/04/2025)



2024-25 South Carolina Men's Basketball
Team High/Low Analysis
All games

Page 4/4
as of Jan 29, 2025

Opponent - Game Lows

POINTS	48		Radford (12/22/2024)
	51		at Boston College (12/03/2024)
	53		USC Upstate (12/14/2024)
	54		Towson (11/12/2024)
	59		Presbyterian (12/30/2024)
FIELD GOALS MADE	16		Towson (11/12/2024)
	19		Radford (12/22/2024)
	19		at Boston College (12/03/2024)
FIELD GOAL ATTEMPTS	44		Presbyterian (12/30/2024)
	50		at Oklahoma (01/18/2025)
FIELD GOAL PERCENTAGE	.296	(16-54)	Towson (11/12/2024)
	.333	(19-57)	at Boston College (12/03/2024)
3 PT FG MADE	1		USC Upstate (12/14/2024)
	2		Radford (12/22/2024)
	2		at Boston College (12/03/2024)
3 PT FG ATTEMPTS	10		Presbyterian (12/30/2024)
	10		USC Upstate (12/14/2024)
3 PT FG PERCENTAGE	.100	(1-10)	USC Upstate (12/14/2024)
	.125	(2-16)	at Boston College (12/03/2024)
FREE THROWS MADE	6		Florida (01/22/2025)
	6		Auburn (01/11/2025)
	6		USC Upstate (12/14/2024)
	6		vs Virginia Tech (N) (11/27/2024)
	6		North Florida (11/04/2024)
FREE THROW ATTEMPTS	9		Florida (01/22/2025)
	9		at Mississippi St. (01/04/2025)
	9		vs Virginia Tech (N) (11/27/2024)
	9		Mercer (11/21/2024)
FREE THROW PERCENTAGE	.462	(6-13)	North Florida (11/04/2024)
	.500	(10-20)	Alabama (01/08/2025)
	.500	(6-12)	Auburn (01/11/2025)
REBOUNDS	23		Presbyterian (12/30/2024)
	24		Radford (12/22/2024)
ASSISTS	5		Towson (11/12/2024)
	7		at Boston College (12/03/2024)
STEALS	3		Auburn (01/11/2025)
	4		at Boston College (12/03/2024)
BLOCKED SHOTS	2		Clemson (12/17/2024)
	2		vs Virginia Tech (N) (11/27/2024)
	2		Mercer (11/21/2024)
TURNOVERS	6		Auburn (01/11/2025)
	6		East Carolina (12/07/2024)
FOULS	9		Florida (01/22/2025)
	14		at Georgia (01/28/2025)



2024-25 South Carolina Men's Basketball
Player Highs Analysis
All games

Page 1/4
as of Jan 29, 2025

South Carolina - Individual Game Highs

POINTS	27		Collin Murray-Boyles vs Towson (11/12/2024)
	25		Collin Murray-Boyles vs Auburn (01/11/2025)
	22		Zachary Davis vs Florida (01/22/2025)
	22		Zachary Davis at Mississippi St. (01/04/2025)
	22		Collin Murray-Boyles vs Presbyterian (12/30/2024)
	22		Collin Murray-Boyles vs Clemson (12/17/2024)
FIELD GOALS MADE	22		Jamarii Thomas vs East Carolina (12/07/2024)
	10		Collin Murray-Boyles vs Auburn (01/11/2025)
FIELD GOAL ATTEMPTS	10		Collin Murray-Boyles vs East Carolina (12/07/2024)
	18		Zachary Davis vs Florida (01/22/2025)
FIELD GOAL PERCENTAGE (min 5 made)	18		Collin Murray-Boyles vs Auburn (01/11/2025)
	1.000	(10-10)	Collin Murray-Boyles vs East Carolina (12/07/2024)
	.875	(7-8)	Nick Pringle vs Clemson (12/17/2024)
3 PT FG MADE	.875	(7-8)	Collin Murray-Boyles vs South Carolina St. (11/08/2024)
	5		Myles Stute vs Clemson (12/17/2024)
3 PT FG ATTEMPTS	5		Jamarii Thomas vs East Carolina (12/07/2024)
	11		Myles Stute at Indiana (11/16/2024)
3 PT FG PERCENTAGE (min 2 made)	10		Zachary Davis vs Florida (01/22/2025)
	1.000	(3-3)	Morris Ugusuk at Boston College (12/03/2024)
	1.000	(2-2)	Jacobi Wright at Oklahoma (01/18/2025)
	1.000	(2-2)	Zachary Davis vs Alabama (01/08/2025)
	1.000	(2-2)	Zachary Davis vs East Carolina (12/07/2024)
	1.000	(2-2)	Jordan Butler vs Virginia Tech (N) (11/27/2024)
FREE THROWS MADE	1.000	(2-2)	Collin Murray-Boyles vs Mercer (11/21/2024)
	10		Jamarii Thomas vs Mississippi St. (01/25/2025)
	10		Collin Murray-Boyles vs Presbyterian (12/30/2024)
FREE THROW ATTEMPTS	10		Nick Pringle vs Radford (12/22/2024)
	14		Collin Murray-Boyles vs Presbyterian (12/30/2024)
FREE THROW PERCENTAGE (min 3 made)	12		Jamarii Thomas vs Mississippi St. (01/25/2025)
	1.000	(10-10)	Nick Pringle vs Radford (12/22/2024)
	1.000	(6-6)	Jacobi Wright at Vanderbilt (01/15/2025)
	1.000	(6-6)	Jacobi Wright vs Alabama (01/08/2025)
	1.000	(6-6)	Collin Murray-Boyles vs Clemson (12/17/2024)
	1.000	(4-4)	Jamarii Thomas at Georgia (01/28/2025)
	1.000	(4-4)	Collin Murray-Boyles vs Alabama (01/08/2025)
	1.000	(4-4)	Jamarii Thomas vs Radford (12/22/2024)
	1.000	(4-4)	Zachary Davis vs Radford (12/22/2024)
	1.000	(4-4)	Jordan Butler vs Clemson (12/17/2024)
	1.000	(4-4)	Nick Pringle vs East Carolina (12/07/2024)
	1.000	(4-4)	Zachary Davis vs South Carolina St. (11/08/2024)
	1.000	(4-4)	Jamarii Thomas vs North Florida (11/04/2024)
	1.000	(3-3)	Arden Conyers at Georgia (01/28/2025)
	1.000	(3-3)	Collin Murray-Boyles vs Radford (12/22/2024)
	1.000	(3-3)	Nick Pringle vs USC Upstate (12/14/2024)
REBOUNDS	16		Collin Murray-Boyles vs South Carolina St. (11/08/2024)
	14		Collin Murray-Boyles at Boston College (12/03/2024)
ASSISTS	8		Collin Murray-Boyles vs Florida (01/22/2025)
	7		Jamarii Thomas vs East Carolina (12/07/2024)
STEALS	5		Collin Murray-Boyles at Oklahoma (01/18/2025)
	4		Jamarii Thomas vs Mississippi St. (01/25/2025)
	4		Zachary Davis vs Mississippi St. (01/25/2025)
	4		Collin Murray-Boyles vs Mississippi St. (01/25/2025)
BLOCKED SHOTS	4		Collin Murray-Boyles vs Radford (12/22/2024)
	4		Collin Murray-Boyles vs North Florida (11/04/2024)



Opponent - Individual Game Highs

POINTS	27		Kory Mincy vs Presbyterian (12/30/2024)
	27		Chase Hunter vs Clemson (12/17/2024)
	23		Ian Schieffelin vs Clemson (12/17/2024)
	23		Myles Rice at Indiana (11/16/2024)
	22		Will Richard vs Florida (01/22/2025)
	22		Jalon Moore at Oklahoma (01/18/2025)
	22		Mark Sears vs Alabama (01/08/2025)
FIELD GOALS MADE	10		Kory Mincy vs Presbyterian (12/30/2024)
	9		Will Richard vs Florida (01/22/2025)
	9		Chase Hunter vs Clemson (12/17/2024)
FIELD GOAL ATTEMPTS	18		Chase Hunter vs Clemson (12/17/2024)
	17		Kory Mincy vs Presbyterian (12/30/2024)
FIELD GOAL PERCENTAGE (min 5 made)	.750	(6-8)	KeShawn Murphy at Mississippi St. (01/04/2025)
	.750	(6-8)	Zach Freemantle vs Xavier (N) (11/25/2024)
3 PT FG MADE	5		Josh Hubbard at Mississippi St. (01/04/2025)
	5		Chase Hunter vs Clemson (12/17/2024)
3 PT FG ATTEMPTS	10		Josh Hubbard at Mississippi St. (01/04/2025)
	9		Josh Hubbard vs Mississippi St. (01/25/2025)
	9		Tyler Johnson vs Mercer (11/21/2024)
3 PT FG PERCENTAGE (min 2 made)	1.000	(2-2)	Silas Demary Jr. at Georgia (01/28/2025)
	1.000	(2-2)	Ben Burnham vs Virginia Tech (N) (11/27/2024)
	1.000	(2-2)	Ahmad Robinson vs Mercer (11/21/2024)
FREE THROWS MADE	10		Jalon Moore at Oklahoma (01/18/2025)
	7		Nendah Tarke vs Towson (11/12/2024)
FREE THROW ATTEMPTS	15		Nendah Tarke vs Towson (11/12/2024)
	11		Jalon Moore at Oklahoma (01/18/2025)
FREE THROW PERCENTAGE (min 3 made)	1.000	(6-6)	Jeremiah Fears at Oklahoma (01/18/2025)
	1.000	(6-6)	Trey Galloway at Indiana (11/16/2024)
	1.000	(6-6)	Myles Rice at Indiana (11/16/2024)
	1.000	(4-4)	Riley Kugel vs Mississippi St. (01/25/2025)
	1.000	(4-4)	TJ NeSmith vs Radford (12/22/2024)
	1.000	(4-4)	Chase Hunter vs Clemson (12/17/2024)
	1.000	(4-4)	C.J. Walker vs East Carolina (12/07/2024)
	1.000	(4-4)	Dailyn Swain vs Xavier (N) (11/25/2024)
	1.000	(3-3)	Alijah Martin vs Florida (01/22/2025)
	1.000	(3-3)	Jaeden Zackery vs Clemson (12/17/2024)
	1.000	(3-3)	Jake Heidbreder vs Clemson (12/17/2024)
	1.000	(3-3)	Jaden Schutt vs Virginia Tech (N) (11/27/2024)
	1.000	(3-3)	Ahmad Robinson vs Mercer (11/21/2024)
	1.000	(3-3)	Ahmad Robinson vs Mercer (11/21/2024)
REBOUNDS	13		Breylin Garcia vs USC Upstate (12/14/2024)
	13		Oumar Ballo at Indiana (11/16/2024)
ASSISTS	8		Jeremiah Fears at Oklahoma (01/18/2025)
	8		Ahmad Robinson vs Mercer (11/21/2024)
STEALS	5		Dailyn Swain vs Xavier (N) (11/25/2024)
	4		Alex Condon vs Florida (01/22/2025)
	4		Chris Manon at Vanderbilt (01/15/2025)
BLOCKED SHOTS	6		Oumar Ballo at Indiana (11/16/2024)
	4		KeShawn Murphy at Mississippi St. (01/04/2025)
TURNOVERS	8		Cameron Matthews vs Mississippi St. (01/25/2025)
	5		A.J. Hoggard at Vanderbilt (01/15/2025)
	5		Cameron Matthews at Mississippi St. (01/04/2025)