



2024-25 TEXAS A&M BASKETBALL

Game 22: at South Carolina
Saturday, Feb. 1, 2025 | 7:30 p.m. (SEC Network)
Colonial Life Arena (18,000 cap.)
Columbia, S.C.

BYE
Tuesday/Wednesday
Feb. 4/5

Game 23: at Missouri
Saturday, Feb. 8, 2025 | 2:30 p.m. (SEC Network)
Mizzou Arena (15,061 cap.)
Columbia, Mo.

ATHLETICS COMMUNICATIONS: Brad Marquardt | bmarquardt@athletics.tamu.edu | 979.229.8651 cell

2024-25 SCHEDULE

November

4 (Mon.)	at UCF (ESPN+)	L, 61-64 (0-1)
8 (Fri.)	EAST TEXAS A&M (SEC+)	W, 87-55 (1-1)
11 (Mon.)	LAMAR (SEC+)	W, 97-71 (2-1)
15 (Fri.)	#21/22 OHIO STATE (SECN)	W, 78-64 (3-1)
20 (Wed.)	SOUTHERN (SEC+)	W, 71-54 (4-1)
26 (Tue.)	\$ Oregon (TBS)	L, 70-80 (4-2)
27 (Wed.)	\$ #21/19 Creighton (MAX)	W, 77-73 (5-2)
30 (Sat.)	\$ Rutgers (TruTV)	W, 81-77 (6-2)

December

3 (Tue.)	& WAKE FOREST (ESPN2)	W, 57-44 (7-2)
8 (Sun.)	# vs. Texas Tech (ESPN2)	W, 72-67 (8-2)
14 (Sat.)	% vs. #11/11 Purdue (CBS)	W, 70-66 (9-2)
20 (Fri.)	HCU (SEC+)	W, 77-45 (10-2)
28 (Sat.)	ACU (SECN)	W, 92-54 (11-2)

January

4 (Sat.)	* TEXAS (SECN)	W, 80-60 (12-2, 1-0)
8 (Wed.)	* at #17/16 Oklahoma (SECN)	W, 80-78 (13-2, 2-0)
11 (Sat.)	* #5/5 ALABAMA (ESPN)	L, 88-94 (13-3, 2-1)
14 (Tue.)	* at #8/9 Kentucky (ESPN2)	L, 69-81 (13-4, 2-2)
18 (Sat.)	* LSU (SEC Network)	W, 68-57 (14-4, 3-2)
22 (Wed.)	* at #16/16 Ole Miss (ESPN2)	W, 63-62 (15-4, 4-2)
25 (Sat.)	* at Texas (ESPN2)	L, 69-70 (15-5, 4-3)
28 (Tue.)	* OKLAHOMA (SEC Network)	W, 75-68 (16-5, 5-3)

February

1 (Sat.)	* at South Carolina (SEC Network)	7:30 p.m.
TV: Roy Philpott (PxP) + Terrence Oglesby (ANL) Radio: Andrew Monaco (PxP) + Tap Bentz (ANL) SiriusXM: Channel 81 (Texas A&M broadcast)		
8 (Sat.)	* at Missouri (SEC Network)	2:30 p.m.
11 (Tue.)	* GEORGIA (SEC Network)	8 p.m.
15 (Sat.)	* ARKANSAS (ESPN/2)	11 a.m.
18 (Tue.)	* at Mississippi State (SEC Network)	6 p.m.
22 (Sat.)	* TENNESSEE (ESPN/2)	11 a.m.
26 (Wed.)	* VANDERBILT (SEC Network)	6 p.m.

March

1 (Sat.)	* at Florida (SEC Network)	7:30 p.m.
4 (Tue.)	* AUBURN (ESPN/2/U)	6 or 8 p.m.
8 (Sat.)	* at LSU (SEC Network)	3 p.m.
12 (Wed.)	+ SEC Tournament	
20 (Thu.)	NCAA 1st/2nd Rounds (Site TBD)	
27 (Thu.)	NCAA Regionals (Site TBD)	

April

5 (Sat.)	NCAA Final Four (San Antonio, Texas)	
----------	--------------------------------------	--

* - SEC Game

\$ - Players Era Festival (Las Vegas, Nev.)

& - SEC-ACC Challenge

- USLBM Coast to Coast Challenge (Dickies Arena, Fort Worth)

% - Indy Classic (Gainbridge Fieldhouse, Indianapolis, Ind.)

+ - SEC Tournament (Bridgestone Arena, Nashville, Tenn.)

\$ - NCAA 1st/2nd Rounds

NEXT UP:

SOUTH CAROLINA GAMECOCKS

RECORD: 10-11 overall/0-8 SEC

STREAK: L8

RANKING: NR (AP) / NR (Coaches) / #93 (NET)

LAST GAME: Jan. 28, 2025
at Georgia 71, South Carolina 60

HEAD COACH: Lamont Paris (3rd season)



NET	RPI	KenPom	KPI	Torvik	BPI	SOR	Q1	Q2	Q3	Q4
93	106	78	108	88	75	106	10-11	1	9	0
As of 1/30										
NET	RPI	KenPom	KPI	Torvik	BPI	SOR	Q1	Q2	Q3	Q4
15	7	16	9	19	17	10	6-5	5-0	0-0	5-0

NEED-TO-KNOWS

REBOUNDING FOCUS: Despite 30 defensive rebounds in SEC opener vs. Texas (1/4), the Aggies averaged just 21.8 defensive boards through the first four SEC games (13th among SEC schools). In the last four SEC contests, however, the Aggies are averaging 27.3 defensive rebounds (3rd-best) and have pulled down at least 24 in all four games.

CHAIRMEN OF THE BOARDS: Texas A&M ranks No. 1 nationally in offensive rebounds (16.7), No. 6 in total rebounds (42.1) and No. 6 in rebound margin (10.2).

Only three opponents have managed 40+ rebounds against the Aggies (Alabama, Rutgers, Kentucky).

In the most recent game vs. OU, the Aggies actually pulled down more offensive boards (21) than the Sooners had total rebounds (19). The 28-rebound advantage (47-19) was a season high.

NET UPDATE: Texas A&M has faced a D1-high 16 NET Quad 1 or 2 opponents with 11 victories in those games (t3rd-most). The Aggies' 11 Q1 games rank No. 3 in D1, and their six Q1 wins are tied for No. 3.

South Carolina, ranked No. 93 in NET, represents a Q2 opponent for the Aggies.

MOST RECENT STARTING 5:



ZHURIC PHELPS 1
G | Sr.-TR | 6-4 | 190
Midland, Texas



WADE TAYLOR IV 4
G | Sr.-3L | 6-0 | 180
Dallas, Texas



HENRY COLEMAN 15
F | Gr.-3L | 6-8 | 250
Richmond, Va.



PHARREL PAYNE 21
F/C | Jr.-TR | 6-9 | 250
Cottage Grove, Minn.



MANNY OBASEKI 35
G | Sr.-3L | 6-4 | 200
Allen, Texas

TEXAS A&M AGGIES



RECORD: 16-5 overall/5-3 SEC

STREAK: W1

RANKING: #13 (AP) / #15 (Coaches) / #15 (NET)

LAST GAME: Jan. 28, 2025
at #13 Texas A&M 75, Oklahoma 68

HEAD COACH: Buzz Williams (6th season)

FREEBIES: After a 5-game slog of not making enough/not earning enough FT chances, the Aggies' 29-of-35 effort from the line vs. OU (1/28) was a revelation. It was highest FT% in a game with 30+ attempts in the Buzz era and the highest with 35+ since 2000. It was the Aggies' 7th game with 30+ FTA this season.

Texas A&M moved up to No. 12 nationally (No. 3 in SEC) in FTA/G at 24.8.

The Aggies are 12-1 overall when they make 65.0% or better from the line. In SEC play, the Aggies are 4-0 with better than 65.0 FT% and 0-4 with below 65.0%.

300 AGAIN FOR ZHU: SMU transfer Zhuric Phelps has 301 points this season, marking his third straight campaign with 300+ points. He is 62 points away from reaching the 1,500-point plateau for his career.

Phelps and Alijah Martin (UF) are the only SEC guards averaging 15.0+ points and 5.0 rebounds for the full season. In league play, Phelps joins 6-7 F Jalon Moore (OU) and 6-10 F/C Johni Broome (AUB) as the lone players averaging 18.0 points/6.0 rebounds

OH HENRY: Henry Coleman III is one of seven active players with 1,200+ points, 750+ rebounds and 125+ steals for his career. He joins Rudy Woods as the lone Aggies to reach the milestone plateaus.

AGGIES & GAMECOCKS

The No. 13 Texas A&M men's basketball team (16-5 overall/5-3 vs. SEC) takes on the South Carolina Gamecocks in a 7:30 p.m. matchup on Saturday at Colonial Life Arena.

- The Aggies seek to win their second straight at Colonial Life Arena, which has traditionally been an unkind road venue for the Maroon & White. Texas A&M tallied a 94-53 win in its most recent trip to Colonial Life (1/14/23), but the Aggies have mustered just a 2-5 record record all-time in Columbia.
- Overall, the Gamecocks hold a 10-5 advantage in the series against the Aggies with all 15 meeting coming since Texas A&M joined the SEC. The Aggies are 2-9 vs. SC since 2015.
- In last year's matchup, the Aggies dropped a hard-fought 70-68 decision at Reed Arena (2/28/24)

STATISTICAL COMPARISON

Category	USC	Rank	TA&M	Rank
Scoring Offense	70.4	T-273	75.3	T-163
Scoring Defense	68.9	99	65.9	42
Scoring Margin	1.5	T-205	9.4	64
Field Goal %	43.4	252	42.4	296
Free Throw %	69.2	262	68.5	280
3-Point %	32.6	244	30.7	321
Free Throws/G	16.3	49	17.0	33
FT Attempts/G	23.5	28	24.8	12
3-Pointers/G	6.9	T-270	7.0	T-256
3-Point Attempts/G	21.0	258	22.7	185
FG% Defense	44.0	209	39.5	22
3-Point % Defense	32.5	146	31.6	103
Fouls/G	16.0	T-107	17.3	212
Rebound Margin	3.5	T-99	10.2	6
Off. Rebounds/G	10.9	173	16.71	1
Def. Rebounds/G	25.1	T-171	25.3	T-153
Rebounds/G	36.0	T-157	42.1	6
Assist/Turnover Ratio	1.0	263	1.0	267
Turnovers Forced/G	10.9	T-289	14.3	49
Effective FG pct	.497	261	0.481	311

As of 1/29

LAST 10 VS. S. CAROLINA

Date	Opponent (RK)	Result	TAMU	Opp
01/07/2017	at South Carolina	L	68	79
02/03/2018	South Carolina	W	83	60
02/16/2019	at South Carolina	L	77	84
03/05/2019	South Carolina	L	54	71
01/18/2020	South Carolina	L	67	81
02/08/2020	at South Carolina	L	54	74
01/06/2021	at South Carolina	L	54	78
01/29/2022	South Carolina	L	63	74
01/14/2023	at South Carolina	W	94	53
02/28/2024	South Carolina (18)	L	68	70

TREND BULLETS

- Starters **Solomon Washington** and **Hayden Hefner** missed the OU game (1/28) due to injury.
- Texas A&M plays its 12th game with a tip time of 7 p.m. or later (CT) vs. South Carolina. The Aggies are 10-1 in 7 p.m. or later tips in 2024-25.
- With his 5-of-5 game at the free throw line vs. OU, **Wade Taylor IV's** season FT% has eclipsed the 90.0% plateau at 90.2% (55-61). He set the season school record of 87.8% as a sophomore in 2022-23.
- On a team of rebounders, **Pharrel Payne** has hit his stride over the past three games with 21 total rebounds (7.0/G), including 11 off the offensive glass.
- Payne ranks as the nation's third-most accurate shooter since the start of December with a 74.6 FG% (min. 60 FGA).
- He remains the most accurate shooter in SEC games (min. 35 FGA) at 70.5% (31-44).
- Payne has drawn a team-high 39 fouls in SEC play or 4.9 per game.
- According to KenPom, Payne's "fouls drawn/40" average for the season is 7.0, which ranks No. 18 nationally and leads the SEC. The next-best SEC player in the category is **Adou Thiero** (ARK) at 6.4.
- Payne and **Mark Sears** (ALA) are the only SEC players with 50 or more FTA in league play.
- At 32-of-50 from the FT line, Payne ranks No. 2 in FTA and tNo. 4 in FTM in SEC games.
- Texas A&M pounds the offensive glass for a NCAA-best 16.7 offensive rebounds/G, which is 1.2/G more than any other D1 school. The Aggies have 16 more total offensive rebounds than the second-ranked team (North Dakota) despite playing two fewer games.
- The Aggies' ability to gather offensive rebounds allows them to average 5.8 FGA/G than its opponents. Only Vanderbilt has a larger FGA advantage (7.0/G) among SEC schools.
- The Aggies are 5-2 vs. AP Top 25 teams, which ties for the most ranked wins in school history (with 1978-79 Aggies) and ranks No. 4 in top 25-wins among all D1 teams in 2024-25.
- Texas A&M hoops has rallied from a 15-point or more deficit to at least a tie six times in the past two seasons, including twice already in 2024-25. (**Comeback history on page 6**)
- Texas A&M has earned at least 20 trips to the FT line 15 times (12-3 record).
- Texas A&M averages just 2.3 free throw MAKES fewer than its opponents' free throw ATTEMPTS per game (16.4 FTM to 18.7 FTA).
- Zhuric Phelps** has reached double-digit points in 16 of 20 as an Aggie. He has 4+ rebounds in 10 straight games, including a season-high 10 vs. ACU (12/28).

TURKEY TALK

In Aggie Hoops vernacular, three defensive stops in a row is termed a "turkey." When the Aggies have tallied at least five turkeys this season, they have posted an 15-1 record, including 15 straight wins.



- Phelps needs four steals to reach an exclusive group of D1 players with 1,400+ points, 400+ rebounds, 250+ assists and 200 steals. A fourth-year senior, Phelps would join five other Covid 5th year players to reach the numbers - **Mark Sears**, Alabama; **Dayvion McKnight**, Xavier; **Kadary Richmond**, St. John's; **Nendiah Tarke**, Towson; and **Posh Alexander**, Dayton.
- Nebraska transfer C.J. Wilcher has at least one 3-pointer in four straight games.
- Texas A&M has earned 40+ rebounds in 14 games, while just allowing 40+ opponent rebounds just three times. The Aggies rank No. 6 nationally in rebound margin at 10.2/G.
- In a bit of an oddity, the Aggies shoot better from beyond the arc away from Reed Arena (32.1% road/neutral) compared to 29.1 at home.

COLEMAN COMPILER

Graduate forward **Henry Coleman III** has made a career of finding ways to fill the box score.

- Coleman is one of seven active players with 1,200+ points, 750+ rebounds and 125+ steals for his career.
- Of those seven, he is one of four with 300+ offensive rebounds (322).

Filling the Box Score

Active D1 Players with 750 rebs/125 steals, 1,200 points

Player, School	Reb.	Stl.	Pt.
Norchad Omier, Baylor	1,516	188	2,128
Trey Townsend, Arizona	970	169	2,005
Devontae Blanton, E. Kentucky	785	135	1,864
Nelly Junior Joseph, New Mexico	1,246	150	1,751
Nico Galette, Youngstown State	868	178	1,621
Great Osobor, Washington	789	130	1,481
Henry Coleman III, Texas A&M	751	126	1,212

SECOND HALF AGGIES

Texas A&M has rallied to win after facing double-digit second-half deficits in a trio of games, but the Aggies have also posted six other wins when trailing at some point in the second half.

Second Half Comebacks

2024-25 Aggie victories after trailing in the 2nd half

Opponent	Largest (Time)	Last (Time)	Result
Southern, 11/20	-13 (16:49)	-1 (11:27)	W, 71-54
at Ole Miss, 1/22	-11 (17:02)	-2 (0:13)	W, 63-62
vs. Rutgers, 11/30	-9 (12:51)	-1 (3:10)	W, 81-77
vs. Creighton, 11/27	-7 (15:20)	-1 (0:58)	W, 77-73
Wake Forest, 12/3	-2 (14:15)	-2 (14:15)	W, 57-44
vs. Texas Tech, 12/8	-5 (13:59)	-1 (8:08)	W, 72-67
vs. Purdue, 12/14	-1 (17:03)	-1 (17:03)	W, 70-66
at Oklahoma, 1/8	-18 (17:00)	-1 (0:29)	W, 80-78
LSU, 1/18	-4 (17:21)	-1 (14:09)	W, 68-57



ONE OF A KIND

Fourth-year player Wade Taylor IV is the only active D1 player with at least 1,500 points (actually has 1,835), 400 assists (447), 200 steals (202) and 250 3-pointers since his first collegiate season in 2021-22.

- Adding in Covid seniors, Taylor is joined by Alabama's **Mark Sears**, who has achieved the same milestone plateaus dating back to his first season at Ohio in 2020-21.
- Taylor is the only 1,800/400/200/250 player in SEC history, according to sports-reference.com. If the points threshold is lowered to 1,500, Taylor is joined by Tennessee's **Santiago Vescovi**.

STAT SHEET-FILLER PHELPS

SMU transfer Zhuric Phelps is one of three SEC players averaging 15.0+ points, 5.0 rebounds, and 2.5 assists per game.

- In addition to being the SEC's fifth-leading scorer in league games, he's the No. 2 rebounding guard with 6.1 boards/G in SEC games.
- Phelps has scored a point/minute twice this season - 18 points in 18 minutes in his A&M debut vs. ETAMU and 34 in 33 vs. OU.
- He flirted with a triple-double vs. ACU when he posted 12 points, 10 rebounds and seven steals.
- A 2024 NABC All-District 24 selection, Phelps was one of three AAC players to post more than 450 points, 80 assists and 60 steals at SMU in 2023-24.
- A decorated high school player, Phelps was the first player in Texas to be named Mr. Basketball, win a State Championship and be State Tournament MVP since 2008.

Elite Level Production

SEC Players Averaging 15+ pts/5.0 rbs/ 2.5 asts

Player, School	Reb.	Ast.	Pts/G
Johni Broome, Auburn	11.1	3.0	18.2
Alijah Martin, Florida	5.2	2.7	16.1
Zhuric Phelps, Texas A&M	5.1	2.6	15.1

DEPTH PAYING OFF

Texas A&M's bench has been instrumental to the team's overall success with a 48.5 FG% and an average of 30.0 points/game (No. 26 nationally) from its reserves.

- The Aggies have demonstrated uncommon depth: 11 players average at least 10 minutes, including five players with at least 20:00/G. Also, nine players average at least 4.0 points/G and eight Aggies average 3.0+ rebounds/G.
- Texas A&M ranks No. 15 in KenPom's bench minutes category at 41.3% (D1 average: 31.6%).
- Despite playing without **Wade Taylor IV** for three games of the SEC slate, no Aggie averages more than 30:00/G. **Zhuric Phelps** leads in minutes with 29.9/G, followed by **Andersson Garcia** with 23.1 among Aggies that have played in all league games.

ON THE DEFENSE

The return of Wade Taylor IV has coincided with the Aggies' return to the top 10 (No. 7) of KenPom's defensive efficiency rating after falling to a season-low No. 12 after the Kentucky game (1/14).

- Texas A&M is one of six SEC schools limiting its opponents to less than 40.0 FG% (39.5%).
- Texas A&M has allowed 456 field goals, which is second-fewest in the SEC behind UT's 437 among teams with 21 games played.
- The Aggies haven't allowed an opponent to reach 30 FGs this season. The season-high FGs for an opponent is 28 by Rutgers (11/30).
- Only seven opponents have managed higher than 45% shooting vs. the Aggies.
- Texas A&M is limiting opponents to 39.5% shooting, which is lowest since Billy Gillispie's final Aggies' squad held opponents to 37.5% from the field in 2006-07.

RIM PROTECTION = DEFENSE

The addition of 6-foot-9 shot-swatter Pharrell Payne and the continued development active 6-foot-7 defenders Solomon Washington and Andersson Garcia have led to the best rim protection of the Buzz Williams era.

Blocks/G in Buzz Williams Era

Year	Blocks/G	Opp. FG%	Leader, Blocks/G
2019-20	2.9	.409	Josh Nebo, 1.9
2020-21	1.9	.450	Jonathan Aku, 0.4
2021-22	3.4	.414	Ethan Henderson, 1.9
2022-23	2.3	.407	Dexter Dennis, 0.6
2023-24	3.0	.429	Solo Washington, 1.1
2024-25	4.3	.395	Washington/Payne, 1.2

ONE-POSSESSION GAMES

Similar to 2023-24, Texas A&M has already been involved in multiple games that were one-possession contests after the under-4:00 media timeout in the second half.

Texas A&M in Tight Games in 2024-25

Opponent (Date)	Score	Time	Result
at UCF (11/4)	A&M led 61-60	1:31	L, 61-64
vs. Oregon (11/26)	70-70 tie	2:21	L, 70-80
vs. Creighton (11/27)	CU led 70-69	:58	W, 77-74
vs. Rutgers (11/30)	RU led 77-76	3:10	W, 81-77
vs. Texas Tech (12/8)	A&M led 64-61	:50	W, 72-67
vs. Purdue (12/14)	A&M led 69-66	:09	W, 70-66
at Oklahoma (1/8)	OU led 78-77	1:05	W, 80-78
Alabama (1/11)	UA led 87-84	1:22	L, 88-94
at Ole Miss (1/22)	OM led 62-60	:18	W, 63-62
at Texas (1/25)	A&M led 69-68	:22	L, 69-70
Oklahoma (1/28)	A&M led 63-61	3:51	W, 75-68

TRANSLATING BUZZ

Brent Williams, also more commonly known as "Buzz," refers to many of his players by a nickname. Here's a handy guide:

Henry Coleman = 'Hank' or 'Hen'

Hayden Hefner = 'H'

Andersson Garcia = 'Andy'

Jaelyn Lee = 'J-Lee'

Chris McDermott = 'C-Mac'

Andre Mills = 'Dre'

Manny Obaseki = 'Mo'

Pharrell Payne = 'Gochi' (middle name)

Zhuric Phelps = 'Zoo'

Janusz Ratowski = 'Rato' or 'JR'

Wade Taylor = '4'

Solomon Washington = 'Solo' or 'So'

OFFENSIVE GLASS EATERS

For the second straight year, Texas A&M leads D1 with an average of 16.7 offensive rebounds/G.

- Texas A&M has pulled down 11 or more offensive caroms in every game and earned an offensive rebound advantage in 17 of 21 games.
- The M&W averages 6.7 more offensive rebounds per game than its opponents.
- The Aggies average more than 2.0 offensive rebounds/G than 349 of 355 D1 teams.
- The Aggies have hit the 20-offensive rebound plateau six times, including a season-high 29 vs. Southern (11/20).
- Models of consistency, the Aggie glass eaters have pulled down double-digit offensive rebounds in 58 of their last 59 games dating back to the regular season finale vs. Alabama in 2023.

2024-25 D1 Offensive Rebounds Leaders

School	Off-Reb./G
Texas A&M	16.7
Iona	15.5
Alabama A&M	15.5
Florida	15.3
Milwaukee	15.0



"BIG D" GUARD TRIO

The addition of Zhuric Phelps has given the Aggies a trio of senior guards hailing from the Dallas area - Phelps (Duncanville HS), Manny Obaseki (John Paul II HS in Plano) and Wade Taylor IV (Lancaster HS).

- Phelps joined the Aggies after three seasons at SMU, where scored 1,000+ points.
- Obaseki and Taylor were members of Texas A&M's early signing class in November of 2020.
- At the 1/17 media availability, Solomon Washington opined about players from Dallas: *"I don't know if this is something with guys from Dallas but they are born to score the ball."*

TRANSFER IMPACT

The Aggies added a trio of transfers in the off-season and all three have impacted the lineup.

- Minnesota transfer **Pharrel Payne** has developed into one of the SEC's top post scorers, while SMU transfer **Zhuric Phelps** has emerged as one of the league's top scorers.
- Payne is the team's top shot blocker (1.2), while Phelps leads in points and steals.
- Nebraska transfer C.J. Wilcher is one of first reserves off the bench and leads the team in 3-point accuracy (39.4%).

WEARING THE GRAD PATCH

Five Aggies have earned their bachelor's degrees and wear the coveted SEC Graduate patch in 2024-25.

- Andersson Garcia** received his bachelor's degree in Recreation, Parks and Tourism at Texas A&M's Fall 2024 Commencement on Dec. 12, 2024.
- Players with their degrees entering the season were **Henry Coleman III** (University Studies), **Hayden Hefner** (Marketing), **Wade Taylor IV** (University Studies) and **CJ Wilcher** (Child, Youth & Family Studies).

AGGIES VS. AP TOP 25

Texas A&M has a roster full of players with proven success against AP Top 25 teams.

- Henry Coleman III** has logged a program-record 15 victories (against 15 losses) over AP Top 25 opponents with **Wade Taylor IV** and **Hayden Hefner** right behind with 14 wins.

Current Roster vs. AP Top 25 Opponents

Player, Years (Seasons)	W-L
Henry Coleman III, 2021-Pres. (4)	15-15
Wade Taylor IV, 2021-Pres. (4)	14-13
Hayden Hefner, 2020-Pres. (5)	14-17
Andersson Garcia, 2022-Pres. (3)	12-10
Manny Obaseki, 2021-Pres. (4)	12-15
Solomon Washington, 2022-Pres. (3)	11-9
Jace Carter, 2023-Pres. (2)	7-9
Pharrel Payne, 2024-Pres. (1)	5-2
Zhuric Phelps, 2024-Pres. (1)	5-2
CJ Wilcher, 2024-Pres. (1)	5-2
Jaelyn Lee, 2023-Pres. (1)	1-2

AT HIS BEST AGAINST THE BEST

Among active DI players with 20 or more career games vs. AP Top 25 teams, Wade Taylor IV ranks No. 3 with a 16.3 scoring average in 27 games.

- Taylor averages 13.0 points, 3.8 rebounds and 4.0 assists in four games vs. AP Top 25 opponents in 2024-25.

Active DI Scoring Leaders vs. AP Top 25 Teams

(Min. 20 Games)

Player, Current School	Gm.	Pts./G
Hunter Dickinson, Kansas	41	18.1
RJ Davis, North Carolina	38	16.9
Wade Taylor IV, Texas A&M	27	16.3
Pop Isaacs, Creighton	22	16.3
Johni Broome, Auburn	26	16.3
Caleb Love, Arizona	36	15.6
Mark Sears, Alabama	36	15.4
Nijel Pack, Miami (Fla.)	32	15.1
Bruce Thornton, Ohio State	22	14.8
Keshon Gilbert, Iowa State	22	14.3

NOTABLE ABOUT TAYLOR IV

- What They're Saying: *"You've got to start guarding him as soon as you cross the Texas state line."* - Daymeon Fishback, SEC Network
- "He is a BUCKET."* - Rich Hollenberg, ESPN
- "You wonder how deep that was? That was All-American deep right there."* - Mike O'Donnell, ESPN
- "We've seen him makes threes, we've seen him drop dimes and now we've seen truly winning plays from the All-American."* - Mike O'Donnell, ESPN
- Wade Taylor IV has 10+ points in 91 of 127 career games.
- He has been perfect from the FT line in 47 career games.
- He is the lone DI player to log 500+ points, 100+ assists and 60+ steals the past two seasons.
- Taylor owns the single season school record for free throw percentage (.878 in 2022-23) and is the current leader for career percentage at .851.
- Taylor become the third player in school history to post consecutive seasons of 500-plus points with 572 in 2022-23 and 687 in 2023-24.
- Taylor and Bernard King are the only players in school history to post consecutive seasons with 500-plus points and 100-plus assists.
- With 687 points, 145 assists, 125 rebounds and 66 steals in 2023-24, Taylor became the second player in school history to reach 600/100/100/50 plateaus in a season.



TEXAS A&M QUICK FACTS

Location	Bryan-College Station, Texas 77842
Founded	1872 (opened 1876)
Enrollment	79,105 (Fall 2024)
Nickname	Aggies
Colors	Maroon and White
Conference	Southeastern
Home Court	Reed Arena (12,989)
Chancellor	John Sharp (Texas A&M '72)
President	General (Ret.) Mark A. Welsh III (U.S. Air Force Academy '76)
Dir. of Athletics	Trev Alberts (Nebraska '93)
Faculty Ath. Rep.	Paul J. Batista, JD (Trinity '73)
Head Coach	Buzz Williams (Oklahoma City '94)
Assoc. Head Coach	Devin Johnson (UNO '08)
Assistant Coaches	Lyle Wolf (Transylvania '10) Steve Roccaforte (Lamar '89) Vince Walden (Longwood '01)
Special Asst to HC	Dale Layer (Eckerd College '80)
Dir. of Operations	Grant Hendrix (Auburn '17)
Dir. of Sport Perf.	Steve Gephardt (Arizona St. '04)
Dir. of Scouting	T.J. Ryan (Franklin College '18)
Dir. of Player Relations	Antonio McKenzie (UNT '04)
Sr. Assoc. AT	Eddie Benion (Missouri '95)
Admin. Coor.	Landry Moffett (Texas A&M '22)
Program Aide	Wabissa Bede (Virginia Tech '20)
Graduate Assistants	Shane Sinon (Liberty '22) Jelani Spain (Texas A&M '24)
2023-24 Record	21-15 9-9 SEC (t7th)
Home: 10-5 Away: 6-6 Neutral: 5-4	
Lettermen Returning/Lost	8/5
Starters Returning/Lost	4/1
2024 Postseason	NCAA Tournament (9-seed)

COMMUNICATIONS

Brad MarquardtAsst. AD/Communications
Email BMarquardt@athletics.tamu.edu
Cell..... 979.229.8651

Nick Hawthorn Student Assistant (MBB Comms)

For credentials, go to:

SEC Online Credentials System
www.sportssystem.com/seccredentials



COLLEGE STATION CONTINUITY

Texas A&M Basketball is an outlier in collegiate landscape where roster movement among players and coaches is common.

- Among the 12 players that saw action for the Aggies in 2023-24, only one player that didn't finish his eligibility isn't back in 2024-25.
- Texas A&M's coaching staff has remained unchanged except for internal promotions for the past three seasons.
- Buzz Williams' staff has a combined 107 years together, led by associate head coach Devin Johnson's 14 seasons on Team Bus #1. Others with double-digit years of service with Williams are: Lyle Wolf (13), Dale Layer (12) and Josh Chambers (10).

ABOUT THE NON-CON

- Texas A&M played eight non-conference opponents from power conferences, which is the most in school history.
- The Aggies played four teams from the Big Ten (3-1), two from the Big 12 (1-1) and one from the Big East (1-0) and Atlantic Coast (1-0) conferences.
- The Aggies were 3-0 against AP Top 25 opponents during the non-conference portion of their 2024-25 schedule.
- KenPom ranks the Aggies' non-con schedule as the No. 34-toughest among all D1 teams and No. 9 among power conference schools.

Power 5 Non-Conference SOS (KenPom.com)

Team, Conference	SOS Net Rtg.
North Carolina, ACC	+13.22
Alabama, SEC	+11.97
Purdue, Big Ten	+10.63
Auburn, SEC	+10.23
Marquette, Big East	+8.43
Kansas, Big 12	+7.80
Arizona State, Big 12	+7.19
Duke, ACC	+7.00
Texas A&M, SEC	+6.97
Creighton, Big East	+6.24

RETURNING FIREPOWER

With seven of the top eight players in terms of minutes-played returning in 2024-25, the Aggies have an uncommon percentage of returning points, rebounds, assists, steals and blocks.

- Last year's team leader in every statistical category across the board returns in 2024-25.

Back For More in 2024-25

Statistic	2023-24 Total	Returning	Pct.
Points	2,736	2,105	76.9%
Assists	412	318	77.2%
Rebounds	1,541	1,233	80.0%
Steals	250	224	90.0%
Blocks	107	82	76.6%

EXPERIENCED AGGIES

Texas A&M has an uncommon amount of players with extensive starting experience.

- Aggies with more than 20 career collegiate starts are: **Wade Taylor IV** (100 games), **Henry Coleman III** (98), **Jace Carter** (69 total, 22 at A&M), **Zhuric Phelps** (82 total, 20 at A&M), **Solomon Washington** (44), **Hayden Hefner** (36), **Pharrel Payne** (30 total, 7 at A&M), **CJ Wilcher** (1 at Xavier, 28 at Nebraska) and **Manny Obaseki** (30).

PRESEASON PROGNOSTICATIONS

Texas A&M was ranked No. 13 in the preseason edition of the Associated Press Top 25 poll. It matches the highest preseason AP Top 25 ranking for the Aggies in program history. The 2006-07 Aggies, who advanced to the Sweet 16, were also ranked No. 13 in the preseason poll.

- The Aggies were one of nine SEC teams in the AP Top 25, joining No. 2 Alabama, No. 11 Auburn, No. 12 Tennessee, No. 16 Arkansas, No. 19 Texas, No. 21 Florida, No. 23 Kentucky and No. 24 Ole Miss.
- The Aggies were projected to place fifth in the SEC in 2024-25 by a vote of the SEC beat media, behind Alabama, Auburn, Tennessee and Arkansas.
- Preseason honors for **Wade Taylor IV** - 1st Team All-SEC (Media & Coaches); 2nd Team All-America (Jay Bilas/ESPN, Blue Ribbon); 3rd Team All-America (CBSSports.com, Jon Rothstein/CollegeHoopsToday.net, John Fanta/FoxSports.com); Bob Cousy Point Guard of the Year watch list; NABC D1 POTY watch list

SCHOLARSHIP FOR J-LEE

Sophomore defensive specialist Jaelyn Lee was put on scholarship for the spring semester by head coach Buzz Williams on Jan. 17.

- "Today is a special day and we're going to celebrate it the right way. This is J-Lee's sixth semester of college, and he receives a full scholarship this spring," Williams said in a video released on @teamcoachbuzz on Instagram and X.
- A multi-sport athlete from tiny Paris, Texas (population: 24,171) in northeast Texas, Lee has developed into a gifted defender and been a stalwart of the Aggies' "Blue Team" since arriving on campus in 2022. The "Blue Team" is the Aggies' scout team and works hard to give the team a good "look" as it prepares for its next opponent.

AGGIES ADD THREE

Texas A&M announced the addition of three prep standouts, who will join the Aggies in 2025-26:

Aaron Glass	CG	Rancho Cucamonga, Calif.
Jeremiah Green	PG	Denton, Texas
Jasir Rencher	Wing	Oakland, Calif.

CAREER LEADERS

Points

Player	Points
Wade Taylor IV	1,835
Zhuric Phelps	1,438
Henry Coleman III	1,212
Jace Carter	1,008
CJ Wilcher	906

Rebounds

Player	Rebounds
Henry Coleman III	751
Andersson Garcia	748
Jace Carter	562
Pharrel Payne	453
Zhuric Phelps	409
Solomon Washington	400

Offensive Rebounds

Player	O-Rebounds
Andersson Garcia	326
Henry Coleman III	322
Pharrel Payne	180
Solomon Washington	172
Jace Carter	170

Assists

Player	Assists
Wade Taylor IV	447
Zhuric Phelps	269
Andersson Garcia	157
C.J. Wilcher	110
Manny Obaseki	100

Steals

Player	Steals
Wade Taylor IV	202
Zhuric Phelps	196
Andersson Garcia	128
Henry Coleman III	126
Jace Carter	113

Blocks

Player	Blocks
Pharrel Payne	101
Solomon Washington	77
Andersson Garcia	58
Jace Carter	45
Henry Coleman III	29

3-Pointers

Player	3-Pointers
Wade Taylor IV	261
C.J. Wilcher	180
Jace Carter	126
Zhuric Phelps	110
Hayden Hefner	97

Starts

Player	Starts/Games
Wade Taylor IV	100/128
Henry Coleman III	98/146
Zhuric Phelps	82/115
Jace Carter	69/107
Solomon Washington	44/85



DOMINICAN RODMAN

Drawing comparisons to former NBA great Dennis Rodman for his tenacious defense and rebounding prowess, senior F Andersson Garcia emerged as the SEC's top rebounder and one of the nation's best on the offensive glass in 2023-24.

- What They're Saying: "All he does is eat glass." - Rich Hollenberg, ESPN
- What They're Saying: "Andersson Garcia is the Dennis Rodman of college basketball - rebounding at an elite level, shot-blocking at an elite level, and hustle at an elite level." - Mike O'Donnell, ESPN
- What They're Saying: "Andersson Garcia may have the biggest hands of any human being I've ever seen. Look at those mitts on this kid. Holy cow! (Shaking his hand) would be like sticking your hand inside a first baseman's mitt, I'm telling you, those are freakishly big hands." - Reid Gettys, ESPN
- Named to the SEC's All-Defensive Team last season, the 6-foot-7 Garcia ranked behind only 7-foot-4 Zach Edey of Purdue in offensive rebounds/G at 4.6 to 4.3.

NOTABLE ABOUT GARCIA

- The gregarious Garcia often celebrates a home victory by joining the trumpet section in the Hullabaloo Band for a faux-playing of the Aggie War Hymn (his lips don't actually touch the trumpet).
- Perhaps enhanced by English being his second language, Garcia owns the team's most spot-on impression of Buzz Williams.
- Nicknamed "Andy" by Buzz Williams, Texas A&M's student section makes "Andy's Coming" posters in honor of the Dominican Republic native. Garcia has embraced the famous phrase from the Disney/Pixar movie Toy Story by dropping to the ground like a lifeless toy when he draws a charge in the lane.
- According to a feature in HoopsHQ by Chris Dortch, Garcia shot a minimum of 500 3-pointers and up to 2,000 per day last summer. Over one particularly prolific month, Garcia hoisted 22,000 shots from beyond the arc.
- Since Aggie women's hoops coach Joni Taylor orchestrates an annual "Bike Build" campaign for local youths, there are often youth-sized bikes around Reed Arena. Occasionally, the lanky Garcia makes his entrance to practice or shootaround on a ridiculously tiny bike.

MANNY IN MARCH

Manny Obaseki's addition to the starting lineup on March 2, 2024 proved to be a boon to the Aggies' fortunes as they rolled five straight wins, including four away from Reed Arena, to solidify their place in the NCAA Tournament field.

In fact, Obaseki's addition may have saved the Aggies' season since the team was mired in a

WINNINGEST PLAYERS

Four current Texas A&M players have climbed into the school's top 20 for all-time wins - Wade Taylor IV, Henry Coleman III, Hayden Hefner and Manny Obaseki.

Wins by Texas A&M Players

Rk.	Player, Seasons (Years)	W	L
1	Donald Sloan, 2006-10 (4)	100	38
2	Josh Carter, 2005-09 (4)	98	37
	Bryan Davis, 2006-10 (4)	98	37
4	Dominique Kirk, 2004-08 (4)	95	37
5	Joseph Jones, 2004-08 (4)	94	37
6	B.J. Holmes, 2007-11 (4)	93	37
7	Nathan Walkup, 2007-11 (4)	91	37
8	Wade Taylor IV, 2021-25 (4)	87	41
	Kourtney Roberson, 2010-15 (5)	87	55
10	David Loubeau, 2008-12 (4)	86	47
11	Henry Coleman III, 2021-25 (4)	85	42
	Alex Caruso, 2012-16 (4)	85	52
13	Hayden Hefner, 2020-25 (5)	84	46
	Tonny Trocha-Morelos, 2014-18 (4)	84	48
15	Dash Harris, 2008-12 (4)	83	41
16	Manny Obaseki, 2021-25 (4)	76	38
17	Acie Law IV, 2003-07 (4)	75	47
	Tavario Miller, 2013-17 (4)	75	48
19	Andre Gordon, 2019-23 (4)	74	46
	Derrick Roland, 2006-10 (4)	74	28
21	Tyrece Radford, 2021-24 (3)	70	36
22	Jordan Green, 2011-15 (4)	69	60
23	Ray Turner, 2009-13 (4)	68	49
24	Chinemelu Elonu, 2006-09 (3)	67	23
25	Tyler Davis, 2015-18 (3)	65	37

five-game losing streak before he re-joined the starting lineup.

- His start on 3/2 marked his first return to the starting lineup since the NIT Championship game in 2022 -- a span of 63 games.
- Prior to 3/2, Obaseki had seen 20 or more minutes of action just three times and only once during SEC play (20 minutes vs. Tennessee).
- Averaged 16.5 points and hit 54.5% of his 3-point tries while starting the final eight games of the season

Obaseki's Impact on the Aggies

Date	Opp.	FG/FGA	3FG-FGA	Reb.	Pts.
3/2/24	@UGa	4-10	2-3	5	12
3/6/24	MissSt	6-12	3-3	3	17
3/9/24	@Miss	9-14	5-3	1	25
3/14/24	*Miss	5-12	2-2	1	12
3/15/24	*Kty(9)	6-12	1-4	3	17
3/16/24	*Fla	4-9	2-4	5	12
3/22/24	+Neb	8-17	3-5	3	22
3/24/24	+UH	5-14	1-2	3	15
Averages		.470	.545	3.0	16.5

* - SEC Tournament + - NCAA Tournament

AGGIES NEVER QUIT

Under Buzz Williams, Texas A&M hoops has rallied from a 15-point or more deficit to at least a tie six times in the past two seasons, including twice already in 2024-25.

- The Aggies rallied from an 18-point hole on the road against No. 17 Oklahoma for an 80-78 win on 1/8 and from a 16-point deficit vs. Southern for a 71-54 win.
- The Aggies orchestrated the largest comeback for a win in school history last season when the Aggies rallied from 21 points down to beat Iowa State, 73-69, in the ESPN Event Invitational.
- The Aggies rallied from a 21-point deficit against then No. 4 Houston on 12/16/23 to tie the game at 63-63 at the 1:30 mark, but the Cougars prevailed 70-66 at the Toyota Center in the Halal Guys Showcase.
- On the road against Arkansas on 1/16/2024, the Aggies found themselves in a 20-point hole with just over 6:00 remaining in the first half. Behind Wade Taylor IV's career-high 41 points, the Aggies rallied to take a one-point lead with :07 remaining but UA's Tramon Mark responded with a game-winner at the buzzer.
- Against No. 18 South Carolina, the Aggies used a 17-2 run to erase a 13-point deficit and take the lead with less than nine minutes remaining.
- The Aggies trailed Houston by as many as 13 points, and by 10 with 1:24 remaining, in their second round matchup in the 2024 NCAA Tournament, but rallied to force overtime on Andersson Garcia's buzzer-beating 3-pointer.

TEXAS A&M'S BIGGEST RALLIES

Deficit	Score (Time)	Opponent (Date)	Result
21	35-14 (2:44 1H)	vs. Iowa State (11/26/2023)	W, 73-69 (16-0 run from 2:44 of 1st to 18:18 of 2nd narrows deficit to 5 points)
21	53-32 (15:39 2H)	vs. Houston (12/16/2023)	L, 70-66 (Aggies tie game at 63-63 at 1:30 mark, but can't surpass Cougars)
20	34-14 (6:07 1H)	at Arkansas (1/16/2024)	L, 78-77 (Aggies take lead with :07 remaining, ARK's T. Mark hits game-winner)
18	51-33 (17:00 2H)	at Oklahoma (1/8/2024)	W, 80-78 (Zhuric Phelps' 3-pointer with :19 remaining seals win)
18	48-30 (14:23 2H)	at Nebraska (02/24/2009)	W, 57-55 (Buzzer beater by Josh Carter for win)
17	53-36 (14:55 H)	vs. Virginia Tech (11/25/2016)	W, 68-65 (DJ Hogg's 3 puts Aggies ahead by one, 2-pointer provides winning margin)
17	(2H)	at Penn State (01/02/2005)	W, 62-60 (Acie Law hits two free throws for winning margin)
16	37-21 (1:32 1H)	Southern (11/20/2024)	W, 71-54 (Down 14 at half, Aggies use second-half 18-0 run to win comfortably)
15	27-12 (9:04 1H)	NW St. (12/27/2022)	W, 64-52 (Aggies whittle deficit to five points by halftime, win comfortably)



AP TOP
25

FERRIS® MOWERS
COACHES POLL
POWERED BY USA TODAY SPORTS

AGGIES IN THE RANKINGS

	AP (Pts.)	Coaches (Pts.)	NET
Pre	13 (737)	15 (332)	--
N11	23 (169)	23 (99)	--
N18	23 (233)	22 (114)	--
N25	20 (318)	20 (146)	--
D2	22 (207)	24 (86)	41
D9	17 (415)	18 (197)	32
D16	12 (758)	11 (368)	22
D23	13 (811)	13 (405)	27
D30	13 (812)	12 (424)	20
J6	10 (924)	9 (488)	17
J13	11 (883)	11 (425)	17
J20	13 (794)	13 (383)	20
J27	13 (775)	15 (310)	12
F3	--	--	--
F10	--	--	--
F17	--	--	--
F24	--	--	--
M2	--	--	--
M10	--	--	--
Final	--	--	--

WINNINGEST TEXAS A&M HEAD COACHES

(By Total Victories)

Rk.	Head Coach	Years	Seasons	Record (Pct.)
1.	Shelby Metcalf	1963-90	27	438-306 (.589)
2.	Billy Kennedy	2011-19	8	151-116 (.566)
3.	Buzz Williams	2019-	6th	111-67 (.624)
4.	Mark Turgeon	2007-11	4	97-40 (.708)
5.	Bob Rogers	1957-63	6	92-52 (.639)
6.	D.X. Bible	1920-27	7	90-47 (.657)
7.	Tony Barone	1991-98	7	76-120 (.388)
8.	Billy Gillispie	2004-07	3	70-26 (.729)
9.	J.B. Reid	1929-35	6	66-52 (.559)
10.	Melvin Watkins	1998-04	6	60-112 (.349)

(By Winning Percentage, min. 60 games)

1.	Billy Gillispie	2004-07	3	70-26 (.729)
2.	Mark Turgeon	2007-11	4	97-40 (.708)
3.	D.X. Bible	1920-27	7	90-47 (.657)
4.	Bob Rogers	1957-63	6	92-52 (.639)
5.	Buzz Williams	2019-	6th	111-67 (.624)

RECORD BOOK RE-WRITE

Wade Taylor IV enters his final season with 13 season school records already on his resume and more than 20 career school and SEC Tournament standards within range.

Points

1.	Bernard King	1999-03	1,990
2.	Wade Taylor IV	2021-Pres.	1,835
3.	Vernon Smith	1977-81	1,778
4.	Joseph Jones	2004-08	1,679
5.	Acie Law IV	2003-07	1,669
6.	John Beasley	1963-66	1,594
7.	Winston Crite	1983-87	1,576
8.	Josh Carter	2005-09	1,566
9.	Donald Sloan	2006-10	1,522
10.	Rynn Wright	1977-81	1,495

3-Point Field Goals

1.	Josh Carter	2005-09	299
2.	Wade Taylor IV	2021-Pres.	261
3.	Bernard King	1999-03	232
4.	B.J. Holmes	2007-11	184
5.	Antoine Wright	2002-05	181
6.	Dominique Kirk	2004-07	175
7.	D.J. Hogg	2015-18	155
8.	Chuck Henderson	1990-94	149
9.	Elston Turner	2011-13	144
10.	Admon Gilder	2015-18	140

Free Throws

1.	Bernard King	1999-03	488
2.	Joseph Jones	2004-08	480
3.	Wade Taylor IV	2021-Pres.	462
4.	Bennie Lenox	1961-64	404
5.	Carroll Broussard	1959-62	396
6.	Mike Heitmann	1967-70	377
7.	Donald Sloan	2006-10	368
8.	John Beasley	1963-66	360
9.	Ronnie Peret	1966-69	353
10.	Winston Crite	1983-87	348

Free Throw % (Min. 200 att.)

1.	Wade Taylor IV	2021-Pres.	.852
2.	Mike Floyd	1972-75	.846
3.	Neil Swisher	1956-59	.817
4.	Josh Carter	2005-09	.803
5.	Randy Knowles	1971-74	.801
6.	Bennie Lenox	1961-64	.800
6.	B.J. Holmes	2007-11	.797
7.	Quenton Jackson	2019-22	.793
8.	John Beasley	1963-66	.791
9.	Carroll Broussard	1959-62	.780
10.	Admon Gilder	2015-18	.774

Assists

1.	Alex Caruso	2012-16	649
2.	David Edwards	1991-94	602
3.	Bernard King	1999-03	550
4.	Acie Law IV	2003-07	545
5.	Dave Goff	1976-80	535
6.	Todd Holloway	1983-87	491
7.	Wade Taylor IV	2021-Pres.	447
8.	Dominique Kirk	2005-08	382
9.	Dash Harris	2008-12	379
10.	Donald Sloan	2006-10	370

Steals

1.	Alex Caruso	2012-16	276
2.	David Edwards	1991-94	228
3.	Todd Holloway	1983-87	208
4.	Wade Taylor IV	2021-Pres.	202
5.	Dave Goff	1976-80	198
6.	Darryl McDonald	1986-88	173
7.	Reggie Roberts	1980-83	160
8.	Acie Law IV	2003-07	156
9.	Bernard King	1999-03	152
10.	Dash Harris	2008-12	140

REED ARENA ATTENDANCE HISTORY

13,000-PLUS CROWDS (21)

14,036	vs. Kentucky	1/19/2022
13,888	vs. LSU	1/9/2016
13,717	vs. Texas	2/27/2010
13,657	vs. Kansas	2/15/2010
13,648	vs. Texas Tech	1/30/2010
13,584	vs. Oklahoma State	2/16/2008
13,555	vs. Texas	1/30/2008
13,300	vs. Texas	1/31/2011
13,263	vs. Kentucky	2/10/2018
13,203	vs. Missouri	3/3/2007
13,196	vs. Texas	2/5/2007
13,187	vs. Oklahoma State	1/20/2007
13,176	vs. Texas	3/1/2006
13,158	vs. Oklahoma	2/2/2008
13,151	vs. St. Joseph's (NIT)	3/23/2005
13,136	vs. Texas Tech	2/26/2005
13,051	vs. Baylor	2/24/2007
13,048	vs. Oklahoma	1/27/2007
13,021	vs. Baylor	2/6/2010
13,016	vs. Oklahoma State	2/12/2005
13,007	vs. Missouri	3/7/2009

TOP NON-CONFERENCE CROWDS

(Regular Season Games Only)

12,473	Iowa State	1/30/16	W, 72-62
12,255	LSU	1/5/08	W, 79-53
11,658	Ohio State	11/15/2024	W, 78-64
11,200	Houston	12/29/04	W, 93-80
11,086	ACU	12/28/2024	W, 92-54
11,029	McNeese	1/3/09	W 57-52
10,722	Prairie View A&M	11/10/06	W, 81-49
10,689	Oral Roberts	11/17/23	W, 74-66
10,393	Arizona	12/5/08	W, 67-66
10,344	Gonzaga	11/15/19	L, 49-79













TOP 10 SEASON AVERAGES

Rk.	Average	Year	Games	Record
1.	10,343	2007-08	20	16-4
2.	9,889	2009-10	16	15-1
3.	9,812	2006-07	19	18-1
4.	9,723	2024-25	11	10-1
5.	9,650	2023-24	15	10-5
6.	9,438	2008-09	18	16-2
7.	9,280	2022-23	16	15-1
8.	9,128	2017-18	16	13-3
9.	9,000	2010-11	17	15-2
10.	8,956	2015-16	18	17-1



SOCK LEADERBOARD:










































Texas A&M Basketball rewards each 'Charge Taken' with a pair of socks.

Washington	    
Garcia	  
Taylor IV	 
Carter	
Coleman III	





























TALKING TURKEY:

In Aggie Basketball vernacular, a "Turkey" is three defensive stops in a row.









































November

at UCF	    
ETAMU	     
LAMAR	     
OHIO STATE	     
SOUTHERN	     
vs. Oregon	 
vs. Creighton	    
vs. Rutgers	    

December

WAKE FOREST	     
vs. Texas Tech	    
vs. Purdue	     
HCU	    
ACU	     

January

TEXAS	      
at Oklahoma	   
ALABAMA	 
at Kentucky	    
LSU	      
at Ole Miss	     
at Texas	   
OKLAHOMA	    

February

at South Carolina	
at Missouri	
GEORGIA	
ARKANSAS	
at Mississippi State	
TENNESSEE	
VANDERBILT	

March

at Florida.	
AUBURN	
at LSU	

SEC
STANDINGS

As of Jan. 30	Conference				Overall					
	W-L	Pct.	H	A	W-L	Pct.	H	A	N	Strk
Auburn	7-0	1.000	3-0	4-0	19-1	.950	9-0	4-1	6-0	W12
Alabama	7-1	.875	3-1	4-0	18-3	.857	9-1	6-1	3-1	W4
Florida	5-2	.714	3-1	2-1	18-2	.900	10-1	3-1	5-0	W3
Missouri	5-2	.714	4-0	1-2	16-4	.800	15-0	1-3	0-1	W1
Ole Miss	5-3	.625	3-1	2-2	16-5	.762	10-1	3-3	3-1	W1
Texas A&M	5-3	.625	3-1	2-2	16-5	.762	10-1	2-3	4-1	W1
Kentucky	4-3	.571	2-1	2-2	15-5	.750	11-1	2-3	2-1	W1
Vanderbilt	4-3	.571	3-1	1-2	16-4	.800	11-1	2-2	3-1	W1
Mississippi State	4-4	.500	2-2	2-2	16-5	.762	8-2	4-2	4-1	L1
Tennessee	4-4	.500	3-1	1-3	17-4	.810	11-1	3-3	3-0	L2
Georgia	3-5	.375	3-1	0-4	15-6	.714	12-1	1-4	2-1	W1
Texas	3-5	.375	2-2	1-3	14-7	.667	10-3	2-3	2-1	L1
Oklahoma	2-5	.286	1-2	1-3	15-5	.750	9-2	1-3	5-0	L1
Arkansas	1-6	.143	1-3	0-3	12-8	.600	9-3	1-3	2-2	L1
LSU	1-6	.143	1-2	0-4	12-8	.600	10-2	1-4	1-2	L3
South Carolina	0-8	.000	0-4	0-4	10-11	.476	8-5	1-5	1-1	L8

WILLIAMS VS. AP TOP 25

Head coach Buzz Williams has compiled a 16-20 record against AP Top 25 opponents in his six seasons at Texas A&M. Since March of 2022, Williams' Aggies are 15-11 vs. ranked opponents, which ranks No. 7 among all D1 teams in wins in that time span.

- Texas A&M's five ranked wins in 2024-25 matches the most in a single season in school history (1978-79).
- The win over No. 16 Ole Miss (1/22) was the Aggies' fifth road win over a ranked opponent in the Buzz Williams era, which matches Texas A&M's number of ranked road wins in the 37 seasons before his arrival.
- Williams' 16 wins vs. AP Top 25 are already a school record, supplanting the 11 ranked victories by Shelby Metcalf from 1963-90.
- With four AP top 6 wins, Williams is the only head coach in A&M history with more than two.
- Williams' teams have tallied the two highest-ranked wins in school history - over No. 2 Alabama in the 2022-23 regular season finale and No. 4 Auburn in the 2022 SEC Tournament.
- The Aggies' win over No. 11 Purdue (Indianapolis) was the program's highest ranked regular season non-conference win since 2017.

Williams vs. AP Top 25 at Texas A&M

(since 2019-20)

Date	Opponent (Rk)	Result
11/15/19	Gonzaga (8)	L, 49-79
2/25/20	Kentucky (8)	L, 60-69
3/4/20	at Auburn (17)	W, 78-75
1/9/21	Tennessee (9)	L, 54-68
1/16/21	Missouri (17)	L, 52-68
3/6/21	at Arkansas (12)	L, 80-87

1/19/22	Kentucky (12)	L, 58-64
1/26/22	at LSU (19)	L, 64-70
2/1/22	at Tennessee (22)	L, 80-90
2/12/22	at Auburn (1)	L, 58-75
3/2/22	at Alabama (25)	W, 87-71
3/11/22	vs. Auburn (4)	W, 67-62
3/12/22	vs. Arkansas (15)	W, 82-64
3/13/22	vs. Tennessee (9)	L, 50-65
1/11/23	Missouri (20)	W, 82-64
1/25/23	at Auburn (15)	W, 79-63
2/21/23	Tennessee (11)	W, 68-63
3/4/23	Alabama (2)	W, 67-61
3/12/23	vs. Alabama (4)	L, 63-82
11/24/23	vs. FAU (19)	L, 89-96
12/16/23	vs. Houston (4)	L, 66-70
1/9/24	at Auburn (16)	L, 55-66
1/13/24	Kentucky (6)	W, 97-92
2/10/24	Tennessee (6)	W, 85-69
2/17/24	at Alabama (15)	L, 75-100
2/24/24	at Tennessee (5)	L, 51-86
2/28/24	South Carolina (18)	L, 68-70
3/15/24	vs. Kentucky (9)	W, 97-87
3/24/24	vs. Houston (2)	L, 95-100 ot
11/15/24	Ohio State (21)	W, 78-64
11/27/24	vs. Creighton (21)	W, 77-73
12/14/24	vs. Purdue (11)	W, 70-66
1/8/24	at Oklahoma (17)	W, 80-78
1/11/25	Alabama (5)	L, 88-94
1/14/25	at Kentucky (8)	L, 69-81
1/22/25	at Ole Miss (16)	W, 63-62

AP Top 25 Wins by Texas A&M Head Coaches

Rk.	Head Coach, Years	Record vs AP25
1.	Buzz Williams, 2019-Pres. (6)	16-20 (.444)
2.	Shelby Metcalf, 1963-90 (27)	11-45 (.196)
3.	Mark Turgeon, 2007-11 (4)	10-21 (.323)
4.	Billy Kennedy, 2011-18 (8)	10-32 (.238)
5.	Billy Gillispie, 2004-07 (3)	6-14 (.300)



WHAT'S UNIQUE ABOUT AGGIE HOOPS?

GAMEDAY VIBES

- During gameday shoot-arounds, the Aggies traditionally vibe to **The Commodores** Pandora station on the team Turtlebox (founded by an Aggie) bluetooth speaker.

BIRTHDAY SHENANIGANS

- On player or staff member's birthdays, Williams honors the occasion with an **emoji-filled tweet** that always includes a wrong number of birthdays for the celebrator.

GETTING 'THE JUICE'

- Prior to practices, the team draws into a huddle at midcourt and Buzz Williams distributes **"The Juice"** to the team, which is actually simply hand sanitizer. Williams has been distributing "The Juice" prior to practices since his days at Marquette to ward off the spread of germs in the winter months.

TURKEYS AND SOCKS

- In Aggie Basketball vernacular, a "turkey" is when an opponent is held scoreless on three straight possessions. When the team has posted consecutive stops, the Aggie bench calls out **"turkey, turkey"** to implore the five on the floor to get another stop.
- Taking charges on defense is valued by Aggie Basketball, and the team rewards a charge taken by presenting a pair of socks to the charge taker from the special socks treasure chest.

CULTURE WALL

- After road game shoot-arounds, everyone on the trip gets on the court for a fun photo. If the Aggies win, the photo is posted on Williams' X and Instagram (@teamcoachbuzz) and added to the **"Culture Wall"** in the locker room.

PROFESSOR BUZZ

- Always seeking to connect to young people, Williams co-taught a sport management class at Texas A&M last fall, after guest lecturing for a leadership education class the past two fall semesters. Williams also taught similar classes at Virginia Tech.

#GETBETTER EXPLAINED

- #getBETTER** is the mantra for Buzz Williams and his teams. It refers to **"the continual improvement in all facets of life. Always finding something to work on, to make progress on. Never being satisfied. Always looking for ways to grow."**



Saxophonist Brandon Bunch, who is blind, played the national anthem for the Reed Arena crowd and the listeners on the Texas A&M Radio Network prior to the annual Buzz's Bunch Game vs. ACU.

READING IS FUN

- Buzz Williams is a voracious reader, generally completing 4-5 books every month. On Jan. 2, 2025, he tweeted from @TeamCoachBuzz his "2024 Reads" with a list of the 53 books he consumed in 2024. For the last 12 years, Williams has selected and gifted a book to every player, staff member and their family on the initial road trip of the season. Describing his commitment to reading, Williams said, **"Who you are today and who you will be five years from today are the people you meet and the books that you read. Regardless of the genre of book that you read, they say it's worth five years of experience."** (Source: @AggieMBK/Dec. 16, 2023)

QUOTE SHIRTS

During the course of a season, Williams distributes 12 "Quote Shirts" to his players and staff that carry a life lesson or story behind its design for which the people within the men's basketball family can relate.

Released 2024-25 Quote Shirts

- 'The Work Is The Reward'
- 'Getting Better Is Not A Destination, It's a Way of Life'
- 'Opportunities Are Scarce, Nurture the Ones You Get'
- 'N:OW Be Present and Honor the Moment'
- 'Learn the Lesson, Leave the Event, Live in the Truth'
- 'Your Mentality is Your Reality'
- 'Love Is Our Super Power'
- 'The Mundane Is Monumental''

BEING THANKFUL

- A staple of every road trip are the Aggies' **Thank You** letters. Each coach/player/staff member on the trip writes a Thank You letter to someone in their life at the first team meal of the roadie.

BUZZ'S BUNCH

"Buzz's Bunch" connects young people with special needs to the game of basketball with an invitation to a game in the fall and a summer clinic. Originally founded during William's time in Milwaukee, Wisconsin at Marquette, Buzz's Bunch continued during his time in Blacksburg, Virginia at Virginia Tech and now at Texas A&M. Every player, coach and staff member has been lucky to develop a relationship, learn and grown from these children as Buzz's Bunch has grown to more than 500 members spanning all three cities.

SHOOTING WITH BUZZ

- "Shooting with Buzz" is a staple of the Aggies' practice regimen. As described by the Bryan-College Station Eagle: **"Each player must move their way through 18 shooting spots – some straight catch and shoot and some off of movement – and make 7 of 10 shots. The clock starts after the player's first make and stops once the whole circuit is done. Managers rebound the shots and pass a ball to Williams, who stands near the player, handing the ball off for each shot. On the sideline, a manager stands in front of a giant white board, keeping tallies of the players score at each position. On the other side, a record book of times it took to complete the course are logged."**
"I wanted to try to figure out a way, coming off of COVID and all the protocols and having, in essence, a completely revamped roster – how could I find some time working, while at the same time not screaming, while, in an unspoken way, they know I'm trying to invest in their life and in their game."

— HEAD COACH — BUZZ WILLIAMS



THE WILLIAMS FILE

HOMETOWN Van Alstyne, Texas
WIFE the former Corey Norman
CHILDREN Zera, Calvin, Mason and Addyson
COLLEGE Oklahoma City University
 (Bachelor's degree in kinesiology, 1994)
 Texas A&M-Kingsville
 (Master's in kinesiology, 1999)

HEAD COACHING RECORD

NEW ORLEANS (1 year) 14-17		
Years	Record (Sun Belt)	Postseason
2006-07	14-17 (9-9, 4th W)	--

MARQUETTE (6 years) 139-69		
Years	Record (Big East)	Postseason
2008-09	25-10 (12-6, 5th)	NCAA (2nd Rd)
2009-10	22-12 (11-7, t5th)	NCAA (1st Rd)
2010-11	22-15 (9-9, t9th)	NCAA (Sweet 16)
2011-12	27-8 (14-4, 2nd)	NCAA (Sweet 16)
2012-13	26-9 (14-4, t1st)	NCAA (Elite 8)
2013-14	17-15 (9-9, 6th)	--

VIRGINIA TECH (5 years) 100-69		
Years	Record (ACC)	Postseason
2014-15	11-22 (2-16, 15th)	--
2015-16	20-15 (10-8, t7th)	NIT (2nd Rd)
2016-17	22-11 (10-8, t7th)	NCAA (1st Rd)
2017-18	21-12 (10-8, 7th)	NCAA (1st Rd)
2018-19	26-9 (12-6, 5th)	NCAA (Sweet 16)

TEXAS A&M (6 years) 111-67		
Years	Record (SEC)	Postseason
2019-20	16-14 (10-8, t6th)	COVID-19
2020-21	8-10 (2-8, 13th)	--
2021-22	27-13 (9-9, t5th)	NIT (Finalist)
2022-23	25-10 (15-3, 2nd)	NCAA (1st Rd)
2023-24	21-15 (9-9, t7th)	NCAA (2nd Rd)
2024-25	16-5 (5-3)	

TOTAL (18th year) **364-222**

*The first two games of the 2021-22 season are not reflected in Williams' record.

BUZZ WILLIAMS AT A GLANCE

- Buzz Williams is in his sixth season as the head coach at Texas A&M and his 18th year as a collegiate head coach.
- Prior to being named head coach of the Aggies on April 3, 2019, Williams served as head coach at Virginia Tech (5 years, 2014-19), Marquette (6 years, 2008-14) and New Orleans (1 year, 2006-07).
- In addition to his head coaching stints, Williams served on staffs at Marquette (2007-08), Texas A&M (2004-06), Colorado State (2000-04), Northwestern State (1999-2000), Texas A&M-Kingsville (1998-99) and UTA (1994-98).
- Williams is one of a handful of Div. I head coaches to take three different programs to the "Big Dance." He's coached in 21 NCAA Tournament games and produced 11 victories, which rank No. 22 in both categories among active Div. I head coaches. For his age (52) and his number of years as a head coach (17), Williams is the active leader in total victories and ranks No. 2 in NCAA Tournament games and NCAA Tournament victories.
- He received the nickname "Buzz" while working as an energetic student assistant for longtime Navarro Junior College coach and mentor Lewis Orr. Williams was inducted into the Navarro College Bulldog Hall of Fame in 2021 as the school honored Williams' climb from "floor maintenance manager" to head coach.
- Brent Langdon Williams or "Buzz" was born in Greenville, Texas and grew up in the small Texas town of Van Alstyne (population 4,369), which is located 50 miles north of the Cotton Bowl in Dallas, Texas. Van Alstyne is pronounced *Van ALL-steen*.
- This is Williams' second stint at Texas A&M - he also served as assistant coach/recruiting coordinator on Billy Gillispie's first staff at Texas A&M from 2004-06.
- Williams is one of the few NCAA Div. I head coaches that did not play college basketball. Instead, he was a student/graduate assistant at Navarro JC and Oklahoma City University.
- Perhaps the most impactful initiative by Williams was the founding of "Buzz's Bunch," which connects young people with special needs to the game of basketball with an annual Buzz's Bunch game in the fall and a summer clinic. Originally founded during William's time at Marquette, Buzz's Bunch continued at Virginia Tech and now at Texas A&M. Buzz's Bunch has grown to more than 500 members spanning all three cities.
- Williams was named the Associated Press SEC Coach of the Year in 2019-20 and again in 2022-23.
- He has 10 NCAA Tournament appearances in 17 postseason opportunities as a head coach, including four career Sweet 16 appearances (3 at Marquette, 1 at Virginia Tech) and one Elite Eight appearance (2013 Marquette)
- Williams has won 20-or-more games in 12 of his 17 seasons as a head coach and averages 20+ wins per season for his career. Williams' teams have suffered just two losing conference records.
- His 52 combined wins in 2021-22 and 2022-23 were a program record for consecutive season victories, and the 73 wins over the past three seasons were the third-best three-year total in school history. The 73 wins were the fourth-most victories by an SEC program over the past three seasons.
- He's coached, recruited or developed 16 NBA players over the course of his career, totaling over \$480 million in total salaries and over 3,000 games played.



— COACHING / SUPPORT STAFF —

TEXAS A&M BASKETBALL



**BUZZ
WILLIAMS**

HEAD COACH
6TH SEASON



**DEVIN
JOHNSON**

ASSOCIATE HEAD COACH
6TH SEASON



**LYLE
WOLF**

ASSISTANT COACH
6TH SEASON



**STEVE
ROCCAFORTE**

ASSISTANT COACH
4TH SEASON



**VINCE
WALDEN**

ASSISTANT COACH
6TH SEASON




**DALE
LAYER**

SPECIAL ASST. TO THE HEAD COACH
6TH SEASON



**STEVE
GEPHARDT**

DIR. OF STRENGTH & COND.
5TH SEASON



**GRANT
HENDRIX**

DIR. OF OPERATIONS
1ST SEASON



**JOSH
CHAMBERS**

DIR. OF CREATIVE
6TH SEASON



**TJ
RYAN**

DIR. OF SCOUTING
6TH SEASON



**EDDIE
BENION**

SENIOR ASSOC. ATHLETIC TRAINER
5TH SEASON



**ANTONIO
MCKENZIE**

DIR. OF PLAYER RELATIONS
7TH SEASON



**LANDRY
MOFFETT**

ADMIN. COORDINATOR
3RD SEASON



**MACY
RICHARDSON**

SCHOLASTIC SUPERVISOR
3RD SEASON



**WABISSA
BEDE**

PROGRAM AIDE
4TH SEASON



**SHANE
SINON**

GRADUATE ASSISTANT
1ST SEASON



**JELANI
SPAIN**

GRADUATE ASSISTANT
5TH SEASON



— TEXAS A&M — SEASON/CAREER BESTS

#0 JACE CARTER G | 6'-6" | 225 | SR.-1L | TITUSVILLE, FLA.

Season Highs			Career Highs		
PTS	16	vs. Texas Tech (12/8/24)	28	vs. Stonehill (11/21/22)	
RBS	9	vs. Southern (11/20/24)	12	3x, last vs. HCU (12/22/23)	
AST	2	3x, last vs. Oklahoma (1/28/25)	4	2x, last at Missouri St. (01/24/23)	
STL	4	vs. Southern (11/20/24)	4	5x, last vs. Southern (11/20/24)	
BLK	1	4x, last at Ole Miss (1/22/25)	2	10x, last at SMU (11/14/23)	
3PM	3	vs. Texas Tech (12/8/24)	5	3x, last at Murray St. (01/14/23)	
MIN	30	2x, last at Oklahoma (1/8/24)	43	2x, last at Drake (01/10/23)	

#1 ZHURIC PHELPS G | 6'-4" | 190 | SR.-TR | MIDLAND, TEXAS

Season Highs			Career Highs		
PTS	34	at Oklahoma (1/8/24)	34	at Oklahoma (1/8/24)	
RBS	10	vs. ACU (12/28/24)	12	vs. West Virginia (11/20/23)	
AST	7	vs. Lamar (11/11/24)	10	vs. East Carolina (2/19/23)	
STL	7	vs. ACU (12/28/24)	7	2x, last vs. ACU (12/28/24)	
FTM	8	vs. Oklahoma (1/28/25)	12	at North Texas (1/25/24)	
3PM	6	at Oklahoma (1/8/24)	6	at Oklahoma (1/8/24)	
MIN	34	3x, last vs. Alabama (1/11/24)	46	at Wichita State (2/12/23)	

#2 HAYDEN HEFNER G | 6'-6" | 190 | GR.-4L | NEDERLAND, TEXAS

Season Highs			Career Highs		
PTS	19	vs. HCU (12/20/24)	24	vs. HCU (12/22/23)	
RBS	6	vs. ACU (12/28/24)	7	vs. PVAM (12/30/23)	
AST	3	at Oklahoma (1/8/24)	3	5x, last at Oklahoma (1/8/24)	
STL	2	4x, last at Oklahoma (1/8/24)	3	vs Mississippi St. (3/5/22)	
BLK	2	vs. ETAMU (11/8/24)	2	vs. ETAMU (11/8/24)	
3PM	3	3x, last at Ole Miss (1/22/25)	5	vs Missouri (2/5/22)	
MIN	29	at Ole Miss (1/22/25)	29	at Ole Miss (1/22/25)	

#4 WADE TAYLOR IV G | 6'-0" | 180 | GR.-3L | DALLAS, TEXAS

Season Highs			Career Highs		
PTS	24	vs. Rutgers (11/30/24)	41	at Arkansas (1/16/24)	
RBS	6	vs. Oregon (11/26/24)	7	3x, last vs. Houston (3/24/24)	
AST	10	vs. ACU (12/28/24)	9	2x, last vs. Arkansas (2/20/24)	
STL	5	vs. Purdue (12/14/24)	6	3x, last vs. LSU (1/6/24)	
FTM	8	vs. Rutgers (11/30/24)	16	vs Tennessee (2/21/23)	
FTA	8	vs. Rutgers (11/30/24)	17	vs Tennessee (2/21/23)	
3PM	5	at Texas (1/25/25)	7	vs. Nebraska (3/22/24)	
MIN	35	vs. Rutgers (11/30/24)	44	vs. Houston (3/24/24)	

#9 SOLOMON WASHINGTON F | 6'-7" | 220 | JR.-2L | NEW ORLEANS, LA.

Season Highs			Career Highs		
PTS	11	2x, last at Oklahoma (1/8/24)	18	2x, last vs. Florida (3/16/23)	
RBS	11	2x, last vs. HCU (12/20/24)	11	2x, last vs. HCU (12/20/24)	
AST	2	6x, last vs. vs. LSU (1/18/25)	5	vs. HCU (12/22/23)	
STL	2	4x, last vs. vs. LSU (1/18/25)	3	vs. Memphis (12/10/23)	
BLK	4	vs. Rutgers (11/30/24)	4	2x, last vs. Rutgers (11/30/24)	
3PM	2	vs. Texas Tech (12/8/24)	3	vs. Iowa State (11/26/23)	
MIN	31	vs. Texas Tech (12/8/24)	35	at LSU (1/20/24)	

#10 CJ WILCHER G | 6'-5" | 210 | GR.-TR | PLAINFIELD, N.J.

Season Highs			Career Highs		
PTS	14	vs. ACU (12/28/24)	22	2x, last vs. Wisconsin (2/1/24)	
RBS	3	2x, last vs. HCU (12/20/24)	6	3x, last vs. Minnesota (2/25/23)	
AST	2	vs. HCU (12/20/24)	4	3x, last at Rutgers (2/14/23)	
STL	1	3x, last vs. ACU (12/28/24)	3	2x, last vs. SC State (12/29/23)	
3PM	4	vs. ACU (12/28/24)	5	2x, last vs. Wisconsin (2/1/24)	
3PA	7	vs. ACU (12/28/24)	9	at Rutgers (2/14/23)	
MIN	20	vs. HCU (12/20/24)	38	2x, last at Minnesota (1/7/23)	

#11 ANDERSSON GARCIA F | 6'-7" | 215 | SR.-1L | MOCA, DOMINICAN REPUBLIC

Season Highs			Career Highs		
PTS	15	vs. Lamar (11/11/24)	15	vs. Lamar (11/11/24)	
RBS	16	vs. Wake Forest (12/3/24)	19	vs. HCU (12/22/23)	
O-RBS	5	3x, last vs. Oklahoma (1/28/25)	9	2x, last vs. Tennessee (2/10/24)	
AST	3	2x, last vs. Lamar (11/11/24)	5	at Missouri (2/7/24)	
STL	4	at Oklahoma (1/8/24)	5	vs. Kentucky (1/13/24)	
BLK	2	2x, last at Kentucky (1/14/25)	3	vs. South Carolina (2/28/24)	
MIN	35	vs. Oregon (11/26/24)	41	vs. Houston (3/24/24)	

#15 HENRY COLEMAN III F | 6'-8" | 250 | GR.-3L | RICHMOND, VA.

Season Highs			Career Highs		
PTS	17	vs. Creighton (11/27/24)	27	vs North Florida (11/10/21)	
RBS	11	vs. Alabama (1/11/24)	15	3x, last at SMU (11/14/23)	
O-RBS	6	vs. ETAMU (11/8/24)	8	vs. Alabama (3/4/23)	
AST	3	at Texas (1/25/25)	6	at DePaul (11/25/22)	
STL	4	vs. Southern (11/20/24)	5	vs Florida (3/10/22)	
FTM	8	vs. Oklahoma (1/28/25)	8	6x, last vs. Oklahoma (1/28/25)	
MIN	29	vs. Oklahoma (1/28/25)	41	vs Florida (3/10/22)	

#21 PHARREL PAYNE F/C | 6'-9" | 250 | JR.-TR | COTTAGE GROVE, MINN.

Season Highs			Career Highs		
PTS	23	vs. Alabama (1/11/24)	23	vs. Alabama (1/11/24)	
RBS	11	vs. Oklahoma (1/28/25)	13	vs. Cal Baptist (12/21/22)	
O-RBS	6	vs. Alabama (1/11/24)	7	vs. Rutgers (2/18/24)	
AST	2	vs. Ohio State (11/15/24)	6	vs. Penn State (2/18/23)	
STL	2	vs. Creighton (11/27/24)	2	3x, last at Rutgers (2/1/23)	
BLK	4	vs. Alabama (1/11/24)	5	at Indiana (1/12/24)	
MIN	28	at Texas (1/25/25)	40	vs. Cal Baptist (12/21/22)	

#35 MANNY OBASEKI G | 6'-4" | 200 | SR.-3L | ALLEN, TEXAS

Season Highs			Career Highs		
PTS	15	vs. Ohio State (11/15/24)	25	at Ole Miss (3/9/24)	
RBS	5	2x, last vs. HCU (12/20/24)	9	vs. Northwestern St. (12/21/21)	
AST	4	2x, last at Oklahoma (1/8/24)	4	4x, last at Oklahoma (1/8/24)	
STL	3	vs. HCU (12/20/24)	3	2x, last vs. HCU (12/20/24)	
BLK	2	vs. Ohio State (11/15/24)	2	3x, last vs. Ohio State (11/15/24)	
3PM	2	2x, last at Ole Miss (1/22/25)	4	at Ole Miss (3/9/24)	
MIN	28	2x, last vs. Oklahoma (1/28/25)	36	vs. Kentucky (3/15/24)	



— AGGIE BASKETBALL — AT A GLANCE

SCHEDULE BREAKDOWN -- TV TALENT / OFFICIALS / GAME DURATION

November							
AP/CP/NET	Opponent (AP/CP/NET)	Result	TV/Tip	TV Talent	Officials (PF: TAMU/Opponent)	Duration	
4 13/15/-	at UCF (-/-/-)	L, 61-64	ESPN+/6 p.m.	Austin Lyon, Mike O'Donnell, Hannah Jo Groves	Tony Padilla, Rick Crawford, Christopher Merlo (24/17)	2:34	
8 13/15/-	EAST TEXAS A&M (-/-/-)	W, 87-55	SECN+/7 p.m.	Will Johnson, Tap Bentz	Terry Oglesby, Jeb Hartness, Devyn Page (15-14)	1:59	
11 23/23/-	LAMAR (-/-/-)	W, 97-71	SECN+/7 p.m.	Will Johnson, Tap Bentz	Don Daily, Vladimir Voyard-Tadal, Landon Brandes (19-21)	2:11	
15 23/23/-	OHIO STATE (21/22/-)	W, 78-64	SECN/8 p.m.	Mike Morgan, Pat Bradley	Joe Lindsay, Owen Shortt, Chuck Jones (21/24)	2:22	
20 23/22/-	SOUTHERN (-/-/-)	W, 71-54	SECN+/7 p.m.	Will Johnson, Blake McDonald	Doug Shows, Bart Lenox, Garrick Shannon (16/24)	1:54	
26 20/20/-	\$ Oregon (RV/RV/-)	L, 70-80	TBS/3:30 p.m.	J.B. Long, Candace Parker, Lauren Jbara	Paul Szelc, Brian O'Connell, Michael Irving (22/20)	2:19	
27 20/20/-	\$ Creighton (21/19/-)	W, 77-73	MAX/5:30 p.m.	J.B. Long, Candace Parker, Lauren Jbara	Terry Oglesby, Roger Ayers, Jerry Heater (18/17)	2:15	
30 20/20/-	\$ Rutgers (-/RV/-)	W, 81-77	TruTV/2:30 p.m.	J.B. Long, Candace Parker, Lauren Jbara	Jeffrey Anderson, Chuck Jones, Jerry Heater (19/29)	2:18	
December							
3 22/24/41 &	WAKE FOREST (-/-/113)	W, 57-44	ESPN2/8 p.m.	Brian Custer, Jon Crispin	Doug Shows, Courtney Green, Chuck Jones (12/16)	2:05	
8 22/24/38 #	vs. Texas Tech (RV/RV/28)	W, 72-67	ESPN2/2 p.m.	Rich Hollenberg, King McClure	Joe Lindsay, Marques Pettigrew, Greg Nixon (13/16)	2:13	
14 17/18/32 %	vs. Purdue (11/11/28)	W, 70-66	CBS/11 a.m.	Rich Waltz, Bill Raftery, Jay Wright, Jon Rothstein	Keith Kimble, Brian Dorsey, Bart Lenox (11/20)	2:14	
20 12/11/22	HCU (-/-/337)	W, 77-45	SECN+/1 p.m.	Andrew Monaco, Dr. John Thornton	Joe Lindsay, Jeb Hartness, Matt Jarman (15/13)	2:00	
28 13/13/27	ACU (-/-/225)	W, 92-54	SECN/3 p.m.	James Westling, King McClure	Bart Lenox, Todd Austin, Anthony Jordan (13/21)	1:59	
January							
4 13/12/20 *	TEXAS (-/-/35)	W, 80-60	SECN/7 p.m.	Tom Hart, Dane Bradshaw	Doug Shows, Jeb Hartness, Chuck Jones (17/24)	2:14	
8 10/9/17 *	at Oklahoma (17/16/45)	W, 80-78	SECN/8 p.m.	Mike Morgan, Mark Wise	Joe Lindsay, Jason Baker, Keith Kimble (16/16)	2:07	
11 10/9/15 *	ALABAMA (17/16/8)	L, 88-94	ESPN/2/7 p.m.	Dave O'Brien, Cory Alexander	Don Daily, Courtney Green, Wil Howard (27/31)	2:52	
14 11/11/17 *	at Kentucky (8/9/13)	L, 69-81	ESPN2/6 p.m.	Karl Ravech, Jimmy Dykes	K.B. Burdett, Byron Jarrett, Doug Sirmons (23/22)	2:33	
18 11/11/20 *	LSU (-/-/68)	W, 68-57	SECN/7:30 p.m.	Lowell Galindo, Joe Kleine	Bart Lenox, Vladimir Voyard-Tadal, Todd Austin (16/21)	2:01	
22 13/13/20 *	at Ole Miss (16/16/13)	W, 63-62	ESPN2/8 p.m.	Tom Hart, Dane Bradshaw, Alyssa Lang	Don Daily, Keith Kimble, Michael Roberts (11/11)	2:10	
25 13/13/14 *	at Texas (-/-/33)	L, 69-70	ESPN2/1:30 p.m.	Tom Hart, Dane Bradshaw	Pat Adams, Courtney Green, Anthony Jordan (15/13)	2:21	
28 13/15/12 *	OKLAHOMA (RV/-/47)		SECN/8 p.m.	Richard Cross, Pat Bradley	Terry Oglesby, Chuck Jones, Brian Dorsey (21/25)	2:29	
February							
1 13/15/15 *	at South Carolina (-/-/93)		SECN/7:30 p.m.	Roy Philpott, Terrence Oglesby			
8 (Sat.) *	at Missouri		SECN/2:30 p.m.				
11 (Tue.) *	GEORGIA		SECN/8 p.m.				
15 (Sat.) *	ARKANSAS		ESPN/2/11 a.m.				
18 (Tue.) *	at Mississippi State		SECN/6 p.m.				
22 (Sat.) *	TENNESSEE		ESPN/2/11 a.m.				
26 (Wed.) *	VANDERBILT		SECN/6 p.m.				
March							
1 (Sat.) *	at Florida		SECN/7:30 p.m.				
4 (Tue.) *	AUBURN		ESPN/2/U/6 or 8 p.m.				
8 (Sat.) *	at LSU		SECN/3 p.m.				
12 (Wed.) +	SEC Tournament						
20 (Thu.)	NCAA 1st/2nd Rounds (Site TBD)						
27 (Thu.)	NCAA Regionals (Site TBD)						
April							
5 (Sat.)	NCAA Final Four (San Antonio, Texas)						

* - SEC Game

\$ - Players Era Festival (Las Vegas, Nev.)

& - SEC-ACC Challenge

- USLBM Coast to Coast Challenge (Dickies Arena, Fort Worth)

% - Indy Classic (Gainbridge Fieldhouse, Indianapolis, Ind.)

+ - SEC Tournament (Bridgestone Arena, Nashville, Tenn.)

\$ - NCAA 1st/2nd Rounds



2024-25 SEASON STATS

Game Records

Record	Overall	Home	Away	Neutral
ALL GAMES	16-5	10-1	2-3	4-1
CONFERENCE	5-3	3-1	2-2	0-0
NON-CONFERENCE	11-2	7-0	0-1	4-1

Score by Periods

Team	1st	2nd	OT	TOT
Texas A&M	741	841	0	1582
Opponents	662	722	0	1384

Team Box Score

No.	Player				Total		3-Point		F-Throw		Rebounds											
		GP-GS	MIN	AVG	FG-FGA	FG%	3FG-3FGA	3FG%	FT-FTA	FT%	OFF	DEF	TOT	AVG	PF	DQ	A	TO	BLK	STL	PTS	AVG
1	PHELPS, Zhuric	20-19	557:30	27.9	108-286	.378	24-82	.293	61-89	.685	26	75	101	5.1	42	1	51	62	2	38	301	15.1
4	TAYLOR IV, Wade	17-17	508:58	29.9	76-208	.365	40-124	.323	55-61	.902	3	51	54	3.2	46	1	78	39	2	27	247	14.5
21	PAYNE, Pharrel	21-7	387:03	18.4	66-100	.660	0-0	.000	57-100	.570	54	49	103	4.9	43	1	10	27	25	7	189	9.0
15	COLEMAN III, Henry	21-15	421:55	20.1	62-110	.564	0-1	.000	42-60	.700	55	47	102	4.9	22	0	10	19	1	20	166	7.9
35	OBASEKI, Manny	21-5	376:01	17.9	54-147	.367	8-27	.296	43-61	.705	10	33	43	2.0	42	1	27	26	7	6	159	7.6
2	HEFNER, Hayden	19-13	309:56	16.3	41-97	.423	21-64	.328	15-22	.682	16	24	40	2.1	28	0	10	10	5	13	118	6.2
9	WASHINGTON, Solomon	20-20	440:40	22.0	31-85	.365	7-30	.233	31-39	.795	51	65	116	5.8	45	1	21	21	23	14	100	5.0
11	GARCIA, Andersson	21-3	487:42	23.2	34-68	.500	8-29	.276	27-40	.675	45	75	120	5.7	53	2	25	17	17	21	103	4.9
0	CARTER, Jace	20-6	409:29	20.5	33-83	.398	12-48	.250	16-37	.432	20	49	69	3.5	27	0	14	15	4	17	94	4.7
10	WILCHER, C.J.	21-0	219:55	10.5	28-69	.406	26-66	.394	6-7	.857	0	17	17	0.8	11	0	7	9	1	3	88	4.2
3	DOCKERY, Rob	1-0	06:50	6.8	1-4	.250	0-0	.000	0-0	.000	1	0	1	1.0	2	0	1	0	0	0	2	2.0
14	MCDERMOTT, Chris	5-0	44:53	9.0	3-8	.375	0-0	.000	3-4	.750	9	6	15	3.0	1	0	2	1	2	1	9	1.8
24	LEE, Jaelyn	6-0	29:08	4.9	3-9	.333	0-5	.000	0-0	.000	2	3	5	0.8	2	0	1	0	1	0	6	1.0
Team											59	38	97				10					
Total		21	4200		540-1274	.424	146-476	.307	356-520	.685	351	532	883	42.0	364	7	257	256	90	167	1582	75.3
Opponents		21	4200		456-1153	.395	174-550	.316	298-395	.754	209	460	669	31.9	415	10	302	300	110	158	1384	65.9

Team Statistics

	AM	OPP
Scoring	1582	1384
Points per game	75.3	65.9
Scoring margin	+9.4	-
Field goals-att	540-1274	456-1153
Field goal pct	.424	.395
3 point fg-att	146-476	174-550
3-point FG pct	.307	.316
3-pt FG made per game	7.0	8.3
Free throws-att	356-520	298-395
Free throw pct	.685	.754
F-Throws made per game	17.0	14.2
Rebounds	883	669
Rebounds per game	42.0	31.9
Rebounding margin	+10.2	-
Assists	257	302
Assists per game	12.2	14.4
Turnovers	256	300
Turnovers per game	12.2	14.3
Turnover margin	+2.1	-
Assist/turnover ratio	1.0	1.0
Steals	167	158
Steals per game	8.0	7.5
Blocks	90	110
Blocks per game	4.3	5.2
Winning streak	1	-
Home win streak	2	-
Attendance	106953	57772
Home games-Avg/Game	11-9723	5-11554
Neutral site-Avg/Game	-	5-6301

Team Results

Date	Opponent		Score	Att.
11/04/2024	at UCF	L	61-64	8808
11/08/2024	East Texas A&M	W	87-55	8673
11/11/2024	Lamar University	W	97-71	7195
11/15/2024	Ohio St.	W	78-64	11658
11/20/2024	Southern U.	W	71-54	7061
11/26/2024	vs Oregon	L	70-80	7602
11/27/2024	vs Creighton	W	77-73	6143
11/30/2024	vs Rutgers	W	81-77	5116
12/03/2024	Wake Forest	W	57-44	8833
12/08/2024	vs Texas Tech	W	72-67	12642
12/14/2024	vs Purdue	W	70-66	0
12/20/2024	Houston Christian	W	77-45	5023
12/28/2024	Abilene Christian	W	92-54	11086
01/04/2025	Texas	W	80-60	12236
01/08/2025	at Oklahoma	W	80-78	7604
01/11/2025	Alabama	L	88-94	12997
01/14/2025	at Kentucky	L	69-81	20039
01/18/2025	LSU	W	68-57	12812
01/22/2025	at Ole Miss	W	63-62	10008
01/25/2025	at Texas	L	69-70	11313
01/28/2025	Oklahoma	W	75-68	9379



SEC ONLY STATS

Game Records

Record	Overall	Home	Away	Neutral
ALL GAMES	5-3	3-1	2-2	0-0
CONFERENCE	5-3	3-1	2-2	0-0
NON-CONFERENCE	0-0	0-0	0-0	0-0

Score by Periods

Team	1st	2nd	OT	TOT
Texas A&M	273	319	0	592
Opponents	281	289	0	570

Team Box Score

No.	Player				Total		3-Point		F-Throw		Rebounds											
		GP-GS	MIN	AVG	FG-FGA	FG%	3FG-3FGA	3FG%	FT-FTA	FT%	OFF	DEF	TOT	AVG	PF	DQ	A	TO	BLK	STL	PTS	AVG
1	PHELPS, Zhuric	8-8	231:33	28.9	52-135	.385	12-37	.324	30-42	.714	13	36	49	6.1	16	1	19	22	1	7	146	18.3
21	PAYNE, Pharrel	8-1	162:09	20.3	31-44	.705	0-0	.000	32-50	.640	21	21	42	5.3	18	0	4	14	8	2	94	11.8
4	TAYLOR IV, Wade	5-5	140:01	28.0	17-57	.298	8-33	.242	14-15	.933	2	12	14	2.8	13	0	18	13	1	10	56	11.2
35	OBASEKI, Manny	8-4	152:23	19.0	23-54	.426	5-14	.357	15-22	.682	4	13	17	2.1	14	1	11	8	2	2	66	8.3
2	HEFNER, Hayden	7-7	158:32	22.6	20-50	.400	9-32	.281	7-9	.778	10	10	20	2.9	17	0	4	4	0	4	56	8.0
15	COLEMAN III, Henry	8-8	168:26	21.1	17-36	.472	0-1	.000	14-22	.636	18	18	36	4.5	7	0	6	7	1	10	48	6.0
9	WASHINGTON, Solomon	7-7	155:17	22.2	13-35	.371	3-13	.231	6-10	.600	15	23	38	5.4	22	1	8	4	7	9	35	5.0
0	CARTER, Jace	8-0	160:27	20.1	12-35	.343	6-23	.261	5-12	.417	4	17	21	2.6	14	0	5	3	2	3	35	4.4
11	GARCIA, Andersson	8-0	190:58	23.9	10-24	.417	2-13	.154	10-18	.556	17	22	39	4.9	22	0	9	7	6	11	32	4.0
10	WILCHER, C.J.	8-0	73:58	9.2	8-21	.381	8-20	.400	0-0	.000	0	4	4	0.5	3	0	1	4	1	0	24	3.0
24	LEE, Jaelyn	2-0	02:56	1.5	0-1	.000	0-1	.000	0-0	.000	0	0	0	0.0	0	0	0	0	0	0	0	0.0
14	MCDERMOTT, Chris	1-0	03:18	3.3	0-0	.000	0-0	.000	0-0	.000	1	0	1	1.0	0	0	0	0	0	1	0	0.0
Team											24	20	44					3				
Total		8	1600		203-492	.413	53-187	.283	133-200	.665	129	196	325	40.6	146	3	85	89	29	59	592	74.0
Opponents		8	1600		180-426	.423	79-220	.359	131-169	.775	69	193	262	32.8	163	2	137	112	48	50	570	71.3

Team Statistics

	AM	OPP
Scoring	592	570
Points per game	74.0	71.3
Scoring margin	+2.8	-
Field goals-att	203-492	180-426
Field goal pct	.413	.423
3 point fg-att	53-187	79-220
3-point FG pct	.283	.359
3-pt FG made per game	6.6	9.9
Free throws-att	133-200	131-169
Free throw pct	.665	.775
F-Throws made per game	16.6	16.4
Rebounds	325	262
Rebounds per game	40.6	32.8
Rebounding margin	+7.9	-
Assists	85	137
Assists per game	10.6	17.1
Turnovers	89	112
Turnovers per game	11.1	14.0
Turnover margin	+2.9	-
Assist/turnover ratio	1.0	1.2
Steals	59	50
Steals per game	7.4	6.3
Blocks	29	48
Blocks per game	3.6	6.0
Winning streak	1	-
Home win streak	2	-
Attendance	47424	48964
Home games-Avg/Game	4-11856	4-12241
Neutral site-Avg/Game	-	0-0

Team Results

Date	Opponent		Score	Att.
01/04/2025	Texas	W	80-60	12236
01/08/2025	at Oklahoma	W	80-78	7604
01/11/2025	Alabama	L	88-94	12997
01/14/2025	at Kentucky	L	69-81	20039
01/18/2025	LSU	W	68-57	12812
01/22/2025	at Ole Miss	W	63-62	10008
01/25/2025	at Texas	L	69-70	11313
01/28/2025	Oklahoma	W	75-68	9379



THE LAST TIME...

TEXAS A&M...

Scored 100 Points	102 vs. Dallas Christian, 12/27/21
Shot 60 Percent From the Field	60% vs. Penn State, 11/23/23
Shot 50 Percent From 3-Point Range (more than 10 attempts)	52% (12-23) at Texas, 1/25/25
Did Not Make a 3-Pointer	0-for-13 vs. Hartford, 1/3/15
Had 40 Free Throw Attempts	48 vs. Alabama, 1/11/25
Made 30 Free Throws	31 vs. Rutgers, 11/30/24
Had 50 Rebounds	55 vs. Southern, 11/20/24
Had 30 Assists	32 vs. Savannah State, 12/13/17
Had 15 Steals	15 vs. ACU, 12/28/24
Had 10 Blocked Shots	10 vs. Alabama, 1/11/25
Had Four Players Score in Double Figures	vs. Oklahoma, 1/28/25
Had Five or More Players Score in Double Figures	5, vs. Oklahoma, 1/28/24
Had Two Players Score 20 Points	vs. Alabama, 1/11/25
Had 30 Fouls	33 vs. Missouri, 3/13/14
Had 30 Turnovers	30 vs. Texas, 2/3/99
Won on a Buzzer Beater	81-80 on a 3-pointer by Hassan Diarra with 0.9 left vs. ACU, 11/12/21 (College Station)

A TEXAS A&M PLAYER...

Had a Double-Double	Pharrel Payne (10 pt./ 11 reb.) vs. Oklahoma, 1/28/25
Had a Triple-Double	Bernard King (20 pt./10 reb./10 ast.) vs. Texas Tech, 1/9/02
Scored 40 Points	41, Wade Taylor IV at Arkansas, 1/16/24
Scored 30 Points	34, Zhuric Phelps at Oklahoma, 1/8/25
Scored 20 Points with 20 Rebounds	27 points & 21 rebounds, Rynn Wright vs. UNLV, 12/15/78
Made 5 Three-Pointers	5, Wade Taylor IV at Texas, 1/25/25
Had 20 Rebounds	21, Vernon Smith and Rynn Wright vs. UNLV, 12/15/78
Had 15 Rebounds	16, Andersson Garcia vs. Wake Forest, 12/3/24
Had 10 Assists	10, W. Taylor IV vs. ACU, 12/28/24
Had 5 Steals	7, Zhuric Phelps vs. ACU, 12/28/24
Had 5 Blocks	8, Josh Nebo vs. Oregon State, 12/21/19
Made 10 Field Goals	11, Zhuric Phelps at Oklahoma, 1/8/25
Had 20 Field Goal Attempts	29, Zhuric Phelps vs. Alabama, 1/11/25
Made 10 Free Throws	11, Pharrel Payne vs. Alabama, 1/11/25
Had 15 Free Throw Attempts	15, Pharrel Payne vs. Alabama, 1/11/25

AN OPPOSING TEAM...

Scored 100 Points	100 (100-95) by Houston, 3/24/24
Shot 60 Percent From the Field	60.0% by Georgia, 2/22/22
Shot Under 30 Percent From the Field	28.3% by Wake Forest, 12/3/24
Had 40 Free Throw Attempts	40 by Alabama, 1/11/25
Made 30 Free Throws	31 by Arkansas, 1/16/24
Had 50 Rebounds	55 by Alabama, 1/11/25
Had 30 Assists	30 by Arkansas, 2/23/91
Had 15 Steals	19 by LSU, 1/23/13
Had 10 Blocked Shots	10, by UCF, 11/4/24
Had 30 Fouls	31 by Alabama, 1/11/25
Had 30 Turnovers	33 by Dallas Christian, 12/27/21
Won on a Buzz Beater	74-73 on a short jumper by Ezra Manjon of Vanderbilt, 2/13/2024 (Nashville, Tenn.)

AN OPPOSING PLAYER...

Had a Triple-Double	Walker Kessler of Auburn (12 pts./11 reb./12 blk.), 2/12/22
Scored 40 Points	43, Mike Singletary of Texas Tech, 3/11/09
Scored 30 Points	30, Tre Johnson of Texas, 1/25/25
Made 5 Three-Pointers	5, Brycen Goodine of Oklahoma, 1/28/25
Had 20 Rebounds	20, Eric Chenowith of Kansas, 1/14/98
Had 15 Rebounds	17, Oscar Tshiebwe of Kentucky, 1/21/23
Had 10 Assists	10, Jamal Shead of Houston, 3/24/24
Had 5 Steals	5, Jordan Wright of Vanderbilt, 3/11/23
Had 5 Blocks	5, Ryan Kalkbrenner of Creighton, 11/27/24



2024-25 SEASON SUPERLATIVES

TEXAS A&M

TEAM GAME HIGHS

Points	97	vs. Lamar University (11/11/24)
Field Goals Made	34	vs. East Texas A&M (11/8/24)
Field Goal Attempts	72	vs. Alabama (1/11/25)
Field Goal Percentage	.585	vs. ACU (12/28/24)
3 Pt Field Goals Made	12	vs. Lamar University (11/11/24)
3 Pt Fg Attempts	35	vs. Oregon (11/26/24)
3 Pt Fg Percentage	.462	vs. Lamar University (11/11/24)
Free Throws Made	32	vs. Ohio State (11/15/24)
Free Throw Attempts	48	vs. Alabama (1/11/25)
Free Throw Percentage	.824	vs. Wake Forest (12/3/24)
Rebounds	55	vs. Southern (11/20/24)
Assists	22	vs. ACU (12/28/24)
Steals	15	vs. ACU (12/28/24)
Blocked Shots	10	vs. Alabama (1/11/25)
Turnovers	18	3x, last vs. ACU (12/28/24)
Fouls	27	vs. Alabama (1/11/25)

TEAM GAME LOWS

Points	57	vs. Wake Forest (12/3/24)
Field Goals Made	19	vs. Wake Forest (12/3/24)
Field Goal Attempts	49	vs. Wake Forest (12/3/24)
Field Goal Percentage	.324	vs. Oregon (11/26/24)
3 Pt Field Goals Made	2	vs. Texas (1/4/25)
3 Pt Fg Attempts	15	vs. Rutgers (11/30/24)
3 Pt Fg Percentage	.105	vs. Rutgers (11/30/24)
Free Throws Made	3	at Texas (1/25/25)
Free Throw Attempts	8	at Texas (1/25/25)
Free Throw Percentage	.375	at Texas (1/25/25)
Rebounds	30	at Kentucky (1/14/25)
Assists	4	at Kentucky (1/14/25)
Steals	3	vs. Oregon (11/26/24)
Blocked Shots	0	at Oklahoma (1/8/25)
Turnovers	7	vs. Texas (1/4/25)
Fouls	11	vs. Purdue (12/14/24)

PLAYER GAME HIGHS

Points	34	Phelps at Oklahoma (1/8/25)
Field Goals Made	11	Phelps at Oklahoma (1/8/25)
Field Goal Att.	29	Phelps vs. Alabama (1/11/25)
Fg Pct (MIN 5 MADE)	1.000	Payne vs. Purdue (12/14/24)
3-Point Fg Made	6	Phelps at Oklahoma (1/8/25)
3-Point Fg Att.	11	Taylor IV at UCF (11/4/24)
3-Pt Fg Pct (MIN 2 MADE)	1.000	Phelps vs. ACU (12/28/24)
Free Throws Made	11	Payne vs. Alabama (1/11/25)
Free Throw Att.	15	Payne vs. Alabama (1/11/25)
Ft Pct	1.000 (8-8)	Taylor IV vs. Rutgers (11/30/24)
Rebounds	16	Garcia vs. Wake Forest (12/3/24)
Assists	10	Taylor IV vs. ACU (12/28/24)
Steals	7	Phelps vs. ACU (12/28/24)
Blocked Shots	4	Payne vs. Alabama (1/11/25)

OPPONENTS

TEAM GAME HIGHS

Points	94	Alabama (1/11/25)
Field Goals Made	28	Rutgers (11/30/24)
Field Goal Attempts	68	Alabama (1/11/25)
Field Goal Percentage	.543	Oklahoma (1/8/25)
3 Pt Field Goals Made	14	Oklahoma (1/8/25)
3 Pt Fg Attempts	37	Alabama (1/11/25)
3 Pt Fg Percentage	.583	Oklahoma (1/8/25)
Free Throws Made	27	Alabama (1/11/25)
Free Throw Attempts	40	Alabama (1/11/25)
Free Throw Percentage	.900	Purdue (12/14/24)
Rebounds	54	Alabama (1/11/25)
Assists	21	Oklahoma (1/8/25)
Steals	11	Purdue (12/14/24)
Blocked Shots	10	UCF (11/4/24)
Turnovers	21	ACU (12/28/24)
Fouls	31	Alabama (1/11/25)

TEAM GAME LOWS

Points	44	Wake Forest (12/3/24)
Field Goals Made	15	HCU (12/20/24)
Field Goal Attempts	46	Oklahoma (1/8/25)
Field Goal Percentage	.283	Wake Forest (12/3/24)
3 Pt Field Goals Made	2	HCU (12/20/24)
3 Pt Fg Attempts	14	ACU (12/28/24)
3 Pt Fg Percentage	.100	HCU (12/20/24)
Free Throws Made	4	Wake Forest (12/3/24)
Free Throw Attempts	7	Wake Forest (12/3/24)
Free Throw Percentage	.545	Southern (11/20/24)
Rebounds	19	Oklahoma (1/28/25)
Assists	6	HCU (12/20/24)
Steals	3	Oklahoma (1/8/25)
Blocked Shots	0	ACU (12/28/24)
Turnovers	8	Texas (1/25/25)
Fouls	13	Texas (1/25/25)



RESULTS AND LEADERS

<u>RECORD</u>	<u>OVERALL</u>	<u>HOME</u>	<u>AWAY</u>	<u>NEUTRAL</u>
ALL GAMES	16-5	10-1	2-3	4-1
CONFERENCE	5-3	3-1	2-2	0-0
NON-CONFERENCE	11-2	7-0	0-1	4-1

DATE (DAY)	OPPONENT	RESULT	SCORE	ATT.	HIGH POINTS	HIGH REBOUNDS	HIGH ASSISTS
Nov. 4 (Mon.)	UCF	LOSS	64-61	8,808	P. Payne (15)	S. Washington (9)	W. Taylor IV (7)
Nov. 8 (Fri.)	TAMU-COMMERCE	WIN	87-55	8,673	Z. Phelps (18)	H. Coleman III (8)	W. Taylor IV (6)
Nov. 11 (Mon.)	LAMAR	WIN	97-71	7,195	Z. Phelps (16)	A. Garcia (9)	Z. Phelps (7)
Nov. 15 (Fri.)	OHIO STATE	WIN	78-64	11,658	W. Taylor IV (15)	S. Washington (8)	Z. Phelps (3)
Nov. 20 (Wed.)	SOUTHERN	WIN	71-54	7,061	W. Taylor IV (17)	S. Washington (11)	W. Taylor IV (6)
Nov. 26 (Tue.)	\$ Oregon	LOSS	80-70	7,602	Z. Phelps (20)	H. Coleman III (7)	Z. Phelps (4)
Nov. 27 (Wed.)	\$ Creighton	WIN	77-73	6,143	W. Taylor IV (18)	H. Coleman III (9)	W. Taylor IV (4)
Nov. 30 (Sat.)	\$ Rutgers	WIN	81-77	5,116	W. Taylor IV (24)	H. Coleman III (6)	W. Taylor IV (5)
Dec. 3 (Tue.)	& WAKE FOREST	WIN	57-44	8,833	W. Taylor IV (15)	A. Garcia (16)	W. Taylor IV (4)
Dec. 8 (Sun.)	# vs. Texas Tech	WIN	72-67	12,642	W. Taylor IV (19)	S. Washington (9)	W. Taylor IV (4)
Dec. 14 (Sat.)	% vs. Purdue	WIN	70-66	15,045	P. Payne (16)	P. Payne (9)	W. Taylor IV (5)
Dec. 20 (Fri.)	HOUSTON CHRISTIAN	WIN	77-45	5,023	H. Hefner (19)	S. Washington (11)	M. Obaseki (4)
Dec. 28 (Sat.)	ABILENE CHRISTIAN	WIN	92-54	11,086	W. Taylor IV (15)	Z. Phelps (10)	W. Taylor IV (10)
Jan. 4 (Sat.)	* TEXAS	WIN	80-60	12, 236	Z. Phelps (18)	S. Washington (10)	Z. Phelps (4)
Jan. 8 (Wed.)	* at Oklahoma	WIN	80-78	7,604	Z. Phelps (34)	S. Washington (6)	M. Obaseki (4)
Jan. 11 (Sat.)	* ALABAMA	LOSS	94-88	12,997	Z. Phelps (24)	H. Coleman III (11)	Z. Phelps (3)
Jan. 14 (Tue.)	* at Kentucky	LOSS	81-69	20,039	Z. Phelps (21)	Z. Phelps (7)	Z. Phelps (2)
Jan. 18 (Sat.)	* LSU	WIN	68-57	12,812	Z. Phelps (13)	S. Washington (7)	Z. Phelps (6)
Jan. 22 (Wed.)	* at Ole Miss	WIN	63-62	10,008	Z. Phelps (14)	S. Washington (7)	W. Taylor IV (5)
Jan. 25 (Sat.)	* at Texas	LOSS	70-69	11,313	W. Taylor IV (15)	Z. Phelps (5)	W. Taylor IV (3)
Jan. 28 (Tue.)	* OKLAHOMA	WIN	75-68	9,379	Z. Phelps (15)	A. Garcia (12)	W. Taylor IV (3)
Feb. 1 (Sat.)	* at South Carolina						
Feb. 8 (Sat.)	* at Missouri						
Feb. 11 (Tue.)	* GEORGIA						
Feb. 15 (Sat.)	* ARKANSAS						
Feb. 18 (Tue.)	* at Mississippi State						
Feb. 22 (Sat.)	* TENNESSEE						
Feb. 26 (Wed.)	* VANDERBILT						
March 1 (Sat.)	* at Florida						
March 4 (Tue.)	* AUBURN						
March 8 (Sat.)	* at LSU						

* - SEC Game

\$ - Players Era Festival (Las Vegas, Nev.)

& - SEC-ACC Challenge

- USLBM Coast to Coast Challenge (Dickies Arena, Fort Worth)

% - Indy Classic (Gainbridge Fieldhouse, Indianapolis, Ind.)

+ - SEC Tournament (Bridgestone Arena, Nashville, Tenn.)



STARTING LINEUPS

DATE (DAY)	OPPONENT	STARTER 1	STARTER 2	STARTER 3	STARTER 4	STARTER 5	W-L	FIRST OFF BENCH
Nov. 4 (Mon.)	UCF	P. Payne	S. Washington	J. Carter	H. Hefner	W. Taylor IV	L	AG, HC, MO
Nov. 8 (Fri.)	TAMU-COMMERCE	P. Payne	S. Washington	J. Carter	H. Hefner	W. Taylor IV	W	ZP, HC, AG
Nov. 11 (Mon.)	LAMAR	P. Payne	S. Washington	J. Carter	Z. Phelps	W. Taylor IV	W	AG
Nov. 15 (Fri.)	OHIO STATE	P. Payne	S. Washington	A. Garcia	Z. Phelps	W. Taylor IV	W	HC, MO
Nov. 20 (Wed.)	SOUTHERN	P. Payne	S. Washington	A. Garcia	Z. Phelps	W. Taylor IV	W	JC, HC, MO
Nov. 26 (Tue.)	\$ Oregon	P. Payne	S. Washington	A. Garcia	Z. Phelps	W. Taylor IV	L	MO
Nov. 27 (Wed.)	\$ Creighton	H. Coleman III	S. Washington	J. Carter	Z. Phelps	W. Taylor IV	W	Hefner
Nov. 30 (Sat.)	\$ Rutgers	H. Coleman III	S. Washington	J. Carter	Z. Phelps	W. Taylor IV	W	Payne
Dec. 3 (Tue.)	& WAKE FOREST	H. Coleman III	S. Washington	J. Carter	Z. Phelps	W. Taylor IV	W	AG, CJ, PP
Dec. 8 (Sun.)	# vs. Texas Tech	H. Coleman III	S. Washington	H. Hefner	Z. Phelps	W. Taylor IV	W	PP, AG, CJ
Dec. 14 (Sat.)	% vs. Purdue	H. Coleman III	S. Washington	H. Hefner	Z. Phelps	W. Taylor IV	W	AG
Dec. 20 (Fri.)	HOUSTON CHRISTIAN	H. Coleman III	S. Washington	H Hefner	Z. Phelps	M. Obaseki	W	JC, CJ, PP
Dec. 28 (Sat.)	ABILENE CHRISTIAN	H. Coleman III	S. Washington	H. Hefner	Z. Phelps	W. Taylor IV	W	AG, PP
Jan. 4 (Sat.)	* TEXAS	H. Coleman III	S. Washington	H. Hefner	Z. Phelps	W. Taylor IV	W	AG, CJ, MO
Jan. 8 (Wed.)	* at Oklahoma	H. Coleman III	S. Washington	H Hefner	Z. Phelps	M. Obaseki	W	AG,PP
Jan. 11 (Sat.)	* ALABAMA	H. Coleman III	S. Washington	H Hefner	Z. Phelps	M. Obaseki	L	AG
Jan. 14 (Tue.)	* at Kentucky	H. Coleman III	S. Washington	H Hefner	Z. Phelps	M. Obaseki	L	AG
Jan. 18 (Sat.)	* LSU	H. Coleman III	S. Washington	H. Hefner	Z. Phelps	W. Taylor IV	W	JC, PP, AG, CJ
Jan. 22 (Wed.)	* at Ole Miss	H. Coleman III	S. Washington	H. Hefner	Z. Phelps	W. Taylor IV	W	AG, PP
Jan. 25 (Sat.)	* at Texas	H. Coleman III	S. Washington	H. Hefner	Z. Phelps	W. Taylor IV	L	AG, PP, CJ
Jan. 28 (Tue.)	* OKLAHOMA	H. Coleman III	P. Payne	M. Obaseki	Z. Phelps	W. Taylor IV	W	AG
Feb. 1 (Sat.)	* at South Carolina							
Feb. 8 (Sat.)	* at Missouri							
Feb. 11 (Tue.)	* GEORGIA							
Feb. 15 (Sat.)	* ARKANSAS							
Feb. 18 (Tue.)	* at Mississippi State							
Feb. 22 (Sat.)	* TENNESSEE							
Feb. 26 (Wed.)	* VANDERBILT							
March 1 (Sat.)	* at Florida							
March 4 (Tue.)	* AUBURN							
March 8 (Sat.)	* at LSU							



TEXAS A&M / OPPONENT GAME-BY-GAME STATS

Date	Texas A&M/Opponent	----- TOTAL -----		----- 3-PTRS -----		FT-FTA	Pct	----- REBOUNDS -----				PF	A	TO	Blk	Stl	Pts	Avg
		FG-FGA	Pct	3FG-FGA	Pct			Off-Def-Tot	Avg									
Nov. 4 (Mon.)	Texas A&M	23-63	.365	7-23	.304	8-14	.571	16-27-43	43.0	24	13	12	3	4	61	61.0		
	at UCF	17-50	.340	8-26	.308	22-31	.710	8-27-35	35.0	17	13	11	10	9	64	64.0		
Nov. 8 (Fri.)	at Texas A&M	34-61	.557	5-15	.333	14-24	.583	15-26-41	42.0	15	16	10	6	11	87	74.0		
	TAMU-Commerce	20-52	.385	7-24	.292	8-11	.727	8-16-24	29.5	14	12	18	3	6	55	59.5		
Nov. 11 (Mon.)	at Texas A&M	32-58	.552	12-26	.462	21-32	.656	15-31-46	43.3	19	21	14	6	7	97	81.7		
	Lamar	24-64	.375	6-18	.333	17-25	.680	14-17-31	30.0	21	12	10	2	10	71	63.3		
Nov. 15 (Fri.)	at Texas A&M	19-49	.388	8-21	.381	32-40	.800	12-27-39	42.3	21	11	12	4	3	78	80.8		
	Ohio State	20-59	.339	8-30	.267	16-22	.727	13-20-33	30.8	24	11	10	5	10	64	63.5		
Nov. 20 (Wed.)	at Texas A&M	26-69	.377	5-26	.192	14-26	.538	29-26-55	44.8	16	11	11	4	14	71	78.8		
	Southern	21-54	.389	6-25	.240	6-11	.545	10-21-31	30.8	24	11	18	8	8	54	61.6		
Nov. 26 (Tue.)	Texas A&M	22-68	.324	11-35	.314	15-20	.750	21-23-44	44.7	22	11	13	2	3	70	77.3		
	vs. Oregon	25-55	.455	7-25	.280	23-31	.742	11-27-38	32.0	20	15	9	7	10	80	64.7		
Nov. 27 (Wed.)	Texas A&M	28-71	.394	5-23	.217	16-23	.696	21-27-48	45.1	18	8	10	5	7	77	77.3		
	vs. Creighton	23-60	.383	13-37	.351	14-16	.875	11-26-37	32.7	17	16	15	8	5	73	65.9		
Nov. 30 (Sat.)	Texas A&M	24-56	.429	2-15	.133	31-42	.738	12-23-35	43.9	19	9	13	6	5	81	77.8		
	vs. Rutgers	28-68	.412	6-26	.231	15-17	.882	15-27-42	33.9	29	15	16	1	7	77	67.3		
Dec. 3 (Tue.)	at Texas A&M	19-49	.388	5-22	.227	14-17	.824	13 30 43	43.8	12	12	18	1	10	57	75.4		
	Wake Forest	17-60	.283	6-28	.214	4-7	.571	15-18-33	33.8	16	10	15	4	10	44	64.7		
Dec. 8 (Sun.)	Texas A&M	25-67	.373	9-24	.375	13-18	.722	18-19-37	43.1	13	13	9	4	9	72	75.1		
	vs. Texas Tech	23-51	.451	12-31	.387	9-12	.750	9-26-35	33.9	16	18	18	7	6	67	64.9		
Dec. 14 (Sat.)	Texas A&M	22-50	.440	9-22	.409	17-24	.708	14-20-34	42.3	11	14	18	4	11	70	74.6		
	vs. Purdue	24-53	.453	9-26	.346	9-10	.900	8-15-23	32.9	20	16	16	3	11	66	65.0		
Dec. 20 (Fri.)	at Texas A&M	32-68	.471	7-17	.412	6-10	.600	20-32-52	43.1	15	11	9	9	9	77	74.8		
	Houston Christian	15-49	.306	2-20	.100	13-20	.650	8-17-25	32.3	13	6	11	4	8	45	63.3		
Dec. 28 (Sat.)	at Texas A&M	31-53	.585	8-20	.400	22-30	.733	16-25-41	42.9	13	22	18	7	15	92	76.2		
	Abilene Christian	19-52	.365	5-14	.357	11-13	.846	10-10-20	31.3	21	10	21	0	8	54	62.6		
Jan. 4 (Sat.)	at Texas A&M	27-57	.474	2-19	.105	24-32	.750	11-30-41	42.8	17	14	7	3	4	80	76.4		
	Texas	18-52	.346	7-26	.269	17-20	.850	5-26-31	31.3	24	12	12	2	5	60	62.4		
Jan. 8 (Wed.)	Texas A&M	27-61	.443	9-23	.391	17-22	.773	17-15-32	42.1	16	11	9	0	13	80	76.7		
	at Oklahoma	25-46	.543	14-24	.583	14-17	.824	8-19-27	31.0	16	21	18	7	3	78	63.5		
Jan. 11 (Sat.)	at Texas A&M	28-72	.389	4-18	.222	28-48	.583	23-23-46	42.3	27	9	8	10	9 8	8	77.4		
	Alabama	27-68	.397	13-37	.351	27-40	.675	24-30-54	32.4	31	17	15	9	6	94	65.4		
Jan. 14 (Tue.)	Texas A&M	23-59	.390	7-30	.233	16-25	.640	11-19-30	41.6	23	4	12	3	7	69	76.9		
	at Kentucky	24-52	.462	9-27	.333	24-31	.774	12-28-40	32.9	22	19	17	4	9	81	66.3		
Jan. 18 (Sat.)	at Texas A&M	26-61	.426	7-22	.318	9-21	.429	14-24-38	41.4	16	15	9	1	8	68	76.4		
	LSU	17-47	.362	7-29	.241	16-18	.889	6 27 33	32.9	21	14	18	5	4	57	65.8		
Jan. 22 (Wed.)	Texas A&M	24-62	.387	8-28	.286	7-9	.778	14-34-48	41.7	11	11	20	7	7	63	75.7		
	at Ole Miss	24-65	.369	11-35	.314	3-4	.750	6-25-31	32.8	11	19	13	6	9	62	65.6		
Jan. 25 (Sat.)	Texas A&M	27-64	.422	12-23	.522	3-8	.375	18-25-43	41.8	15	12	11	3	4	69	75.4		
	at Texas	24-52	.462	8-20	.400	14-17	.824	6-21-27	32.5	13	16	8	9	6	70	65.8		
Jan. 28 (Tue.)	at Texas A&M	21-56	.375	4-24	.167	29-35	.829	21-26-47	42.0	21	9	13	2	7	75	75.3		
	Oklahoma	21-44	.477	10-22	.455	16-22	.727	2-17-19	31.9	25	19	11	6	8	68	65.9		
Feb. 1 (Sat.)	Texas A&M																	
	at South Carolina																	
Feb. 8 (Sat.)	Texas A&M																	
	at Missouri																	
Feb. 11 (Tue.)	at Texas A&M																	
	Georgia																	
Feb. 15 (Sat.)	at Texas A&M																	
	Arkansas																	
Feb. 18 (Tue.)	Texas A&M																	
	at Mississippi State																	
Feb. 22 (Sat.)	at Texas A&M																	
	Tennessee																	
Feb. 26 (Wed.)	at Texas A&M																	
	Vanderbilt																	
March 1 (Sat.)	Texas A&M																	
	at Florida																	
March 4 (Tue.)	at Texas A&M																	
	Auburn																	
March 8 (Sat.)	Texas A&M																	
	at LSU																	
Texas A&M		540-1274	.424	146-476	.307	356-520	.685	351-532-883	42.0	364	257	256	90	167	1582	75.3		
OPPONENTS		456-1153	.395	174-550	.316	298-395	.754	209-460-669	31.9	415	302	300	110	158	1384	65.9		



JACE CARTER

SENIOR (1L) • GUARD • 6-6 • 225

TITUSVILLE, FLA. • ASTRONAUT HS • ILLINOIS-CHICAGO

MAJOR: AG LEADERSHIP EDUCATION DEVELOPMENT

MINOR: COMMUNICATION



jacecarter0



jacecarter0

0

SEASON HIGHS

CAREER HIGHS

PTS	16	vs. Texas Tech (12/8/24)	PTS	28	vs. Stonehill (11/21/22)
RBS	9	vs. Southern (11/20/24)	RBS	12	4x, last vs. Ole Miss (1/27/24)
AST	2	3x, last vs. Oklahoma (1/28/25)	AST	4	2x, last at Missouri St. (1/24/23)
STL	4	vs. Southern (11/20/24)	STL	4	5x, last vs. Southern (11/20/24)
BLK	1	4x, last at Ole Miss (1/22/25)	BLK	2	10x, last at SMU (11/14/23)
3PM	3	vs. Texas Tech (12/8/24)	3PM	5	3x, last at Murray St. (1/14/23)
MIN	30	2x, last at Oklahoma (1/8/25)	MIN	43	2x, last at Drake (1/10/23)

GAME-BY-GAME STATISTICS

		Min	FG-A-Pct	3FG-A-Pct	FT-A-Pct	O-D-Tot	PF	A	TO	Blk	Stl	Pts
N4	at UCF	30	2-6-.333	1-2-.500	2-4-.500	3-3-6	3	1	0	0	0	7
N8	TAMU-COMMERCE	20	1-2-.500	0-1-.000	0-0-.000	0-2-2	2	1	2	0	2	2
N11	LAMAR	14	2-4-.500	0-2-.000	0-0-.000	0-3-3	0	1	1	0	1	4
N15	OHIO STATE	--DNP--										
N20	SOUTHERN	22	2-5-.400	0-3-.000	1-6-.167	2-7-9	0	0	0	1	4	5
N26	\$ Oregon	24	3-4-.750	1-2-.500	0-1-.000	2-1-3	3	2	1	0	0	7
N27	\$ Creighton	22	2-6-.333	0-3-.000	1-2-.500	5-1-6	0	0	1	0	2	5
N30	\$ Rutgers	20	0-3-.000	0-3-.000	0-0-.000	0-1-1	2	0	1	0	1	0
D3	& WAKE FOREST	13	0-3-.000	0-2-.000	1-2-.500	1-1-2	1	0	2	0	1	1
D8	# vs. Texas Tech	23	5-6-.833	3-4-.750	3-4-.750	2-3-5	0	2	1	0	1	16
D14	% vs. Purdue	19	0-3-.000	0-2-.000	0-0-.000	1-2-3	1	1	0	1	1	0
D20	HOUSTON CHRISTIAN	23	3-3-1.000	1-1-1.000	1-2-.500	0-4-4	0	1	2	0	0	8
D28	ABILENE CHRISTIAN	16	1-3-.333	0-0-.000	2-4-.500	0-4-4	1	0	1	0	1	4
J4	* TEXAS	19	0-3-.000	0-3-.000	1-2-.500	0-2-2	1	1	0	0	1	1
J8	* at Oklahoma	30	4-7-.571	1-4-.250	0-1-.000	0-3-3	3	1	0	0	0	9
J11	* ALABAMA	17	0-3-.000	0-2-.000	4-8-.500	1-1-2	2	0	0	1	1	4
J14	* at Kentucky	21	1-4-.250	1-2-.500	0-0-.000	1-3-4	1	0	0	0	0	3
J18	* LSU	16	2-4-.500	1-3-.333	0-0-.000	0-0-0	1	1	0	0	1	5
J22	* at Ole Miss	13	2-2-1.000	1-1-1.000	0-1-.000	1-3-4	2	0	0	1	0	5
J25	* at Texas	21	2-4-.500	2-3-.667	0-0-.000	0-1-1	1	0	1	0	0	6
J28	* OKLAHOMA	22	1-8-.125	0-5-.000	0-0-.000	1-4-5	3	2	2	0	0	2
F1	* at South Carolina											
F8	* at Missouri											
F11	* GEORGIA											
F15	* ARKANSAS											
F18	* at Mississippi State											
F22	* TENNESSEE											
F26	* VANDERBILT											
M1	* at Florida											
M4	* AUBURN											
M8	* at LSU											

CAREER STATISTICS - ALL GAMES

	GP-GS	Min	Avg	FG-A	Pct	3FG-A	Pct	FT-A	Pct	O-D-Tot	Avg	PF	FO	A	TO	Blk	Stl	Pts	Avg
2021-22	21-17	527	25.1	61-141	.433	26-68	.382	22-32	.688	47-67-114	5.4	56	2	12	23	12	14	170	8.1
2022-23	30-30	1053	35.1	171-375	.456	53-176	.301	102-149	.685	47-163-210	7.0	74	2	48	65	22	53	497	16.6
2023-24	35-16	875	25.0	79-242	.326	34-141	.241	50-78	.641	53-111-164	4.7	59	2	21	22	7	28	242	6.9
2024-25	20-6	407	20.4	33-83	.398	12-48	.250	16-37	.432	20-49-69	3.5	27	0	14	15	4	17	94	4.7
TOTAL	107-69	2889	27.0	346-843	.410	126-434	.290	190-298	.638	170-392-562	5.3	219	6	95	127	45	113	1008	9.4

Junior (2023-24)

Saw action in all 36 games with 16 starts in his first season in Aggieland ... Averaged 6.9 points and 4.7 rebounds in 24.9 minutes per game ... As a starter, Carter slashed 9.0 points/5.7 rebounds in 30.1 minutes per game ... Tied for second on the team with 35 3-pointers ... Ranked third on the team with 29 steals and his total points (247) and rebounds (169) ranked fifth on the squad ... Hit double figures in points in nine games with a season-high 14 vs. DePaul (12/6) and Arkansas (2/20) ... Had three double-digit rebound games with a season-high 12 vs. HCU (12/22) and Ole Miss (1/27) ... Posted his lone double-double of season vs HCU with 10 points and 12 boards.

at Illinois-Chicago (2021-23)

Earned second-team All-Missouri Valley honors as a sophomore at Illinois-Chicago in 2022-23 while averaging a team-high 16.6 points and 7.0 rebounds per game with team-high 53 steals ... Was one of four players nationally and the lone Missouri Valley Conference player to average more than 16.0 points while also totaling more than 50 steals and 200 rebounds during the 2022-23 campaign ... As a freshman, Carter earned a spot on the Horizon League All-Freshman Team after starting 17 of the final 18 games of the season while contributing 8.1 points and 5.4 rebounds per game ... In two seasons at UIC, Carter averaged 13.1 points and 6.4 rebounds while seeing action in 51 games with 47 appearances in the starting lineup.

High School

Coached by Kyle Gilreath at Astronaut High School ... was the 2020 and 2021 Class 4A Player of the Year by the Florida Athletics Coaches Association (FACA) and the Brevard Sports Network, as well as the 2021 State All-Star MVP ... Was the Florida Today Player of the Year in 2021 (no vote in 2020) ... Class 4A All-State by FACA and Source Hoops ... Named first-team All-Space Coast in 2019 and 2020 by Florida Today ... Four-time All-Cape Coast Conference selection ... As a senior, Carter averaged 24 points, 9 rebounds, 2 assists and 2 steals with a high scoring game of 45 vs. THS ... For his high school career, Carter set Astronaut school records for rebounds (862), field goals (811), 3-pointers (133), steals (224) and free throws (451) ... Was a four-year letterman for the War Eagles and led team to 83 wins in 109 games played.



ZHURIC PHELPS

SENIOR (TR) ▪ F ▪ 6-4 ▪ 190

MIDLAND, TEXAS ▪ DUNCANVILLE HS ▪ SMU

MAJOR: UNIVERSITY STUDIES - RACE, GENDER, & ETHNICITY

MINOR: SPORT MANAGEMENT | PSYCHOLOGY

 zhuricclevelan

 zville

1

SEASON HIGHS

CAREER HIGHS

PTS	34	vs. Oklahoma (1/8/25)	PTS	34	at Oklahoma (1/8/24)
RBS	10	vs. ACU (12/28/24)	RBS	12	vs. West Virginia (11/20/23)
AST	7	vs. Lamar (11/11/24)	AST	10	vs. East Carolina (2/19/23)
STL	7	vs. ACU (12/28/24)	STL	7	2x, last vs. ACU (12/28/24)
BLK	1	2x, last vs. Alabama (1/11/25)	BLK	2	3x, last at Fla. Atlantic (2/22/24)
3PM	6	at Oklahoma (1/8/25)	3PM	6	at Oklahoma (1/8/24)
MIN	35	2x, last vs. Alabama (1/11/25)	MIN	46	at Wichita St. (2/12/23)

GAME-BY-GAME STATISTICS

		Min	FG-A-Pct	3FG-A-Pct	FT-A-Pct	O-D-Tot	PF	A	TO	Blk	Stl	Pts
N4	at UCF	---	DNP---									
N8	TAMU-COMMERCE	17	8-13-.615	0-1-.000	2-6-.333	2-3-5	1	1	4	0	3	18
N11	LAMAR	28	6-9-.667	1-2-.500	3-4-.750	0-4-4	1	7	4	0	3	16
N15	OHIO STATE	31	3-12-.250	1-5-.200	7-12-.583	1-3-4	4	3	6	0	2	14
N20	SOUTHERN	29	7-17-.412	0-4-.000	2-3-.667	3-2-5	4	1	2	0	4	16
N26	\$ Oregon	35	6-18-.333	4-9-.444	4-4-1.000	3-2-5	4	4	3	0	2	20
N27	\$ Creighton	28	2-15-.133	0-4-.000	3-4-.750	0-2-2	4	2	1	0	0	7
N30	\$ Rutgers	22	3-12-.250	0-2-.000	2-4-.500	1-1-2	2	0	4	0	0	8
D3	& WAKE FOREST	34	2-9-.222	0-4-.000	2-2-1.000	1-5-6	2	3	5	0	4	6
D8	# vs. Texas Tech	27	5-17-.294	2-6-.333	0-0-.000	0-1-1	1	2	2	1	2	12
D14	% vs. Purdue	29	4-9-.444	2-4-.500	6-7-.857	0-3-3	1	4	5	0	2	16
D20	HOUSTON CHRISTIAN	22	5-13-.385	0-2-.000	0-0-.000	0-5-5	1	2	0	0	2	10
D28	ABILENE CHRISTIAN	24	5-7-.714	2-2-1.000	0-1-.000	2-8-10	1	3	4	0	7	12
J4	* TEXAS	23	6-8-.750	0-0-.000	6-8-.750	1-6-7	2	4	3	0	1	18
J8	* at Oklahoma	32	11-25-.440	6-10-.600	6-6-1.000	3-2-5	1	1	2	0	3	34
J11	* ALABAMA	35	9-29-.310	1-6-.167	5-10-.500	3-6-9	5	3	4	1	1	24
J14	* at Kentucky	33	8-19-.421	2-9-.222	3-4-.750	2-5-7	3	2	4	0	1	21
J18	* LSU	30	6-13-.462	1-3-.333	0-2-.000	0-6-6	0	6	2	0	1	13
J22	* at Ole Miss	25	6-19-.316	0-5-.000	2-2-1.000	1-5-6	1	2	3	0	0	14
J25	* at Texas	26	3-10-.300	1-1-1.000	0-0-.000	1-4-5	1	1	2	0	0	7
J28	* OKLAHOMA	25	3-12-.250	1-3-.333	8-10-.800	2-2-4	3	0	2	0	0	15
F1	* at South Carolina											
F8	* at Missouri											
F11	* GEORGIA											
F15	* ARKANSAS											
F18	* at Mississippi State											
F22	* TENNESSEE											
F26	* VANDERBILT											
M1	* at Florida											
M4	* AUBURN											
M8	* at LSU											

CAREER STATISTICS ▪ ALL GAMES

	GP-GS	Min	Avg	FG-A	Pct	3FG-A	Pct	FT-A	Pct	O-D-Tot	Avg	PF	FO	A	TO	Blk	Stl	Pts	Avg
2021-22	32-1	478	14.9	48-124	.387	9-39	.231	18-30	.600	15-46-61	1.9	28	0	33	32	3	27	123	3.8
2022-23	30-30	940	31.3	187-475	.394	47-152	.309	103-169	.609	28-84-112	3.7	71	0	96	81	10	68	524	17.5
2023-24	33-32	964	29.2	170-440	.386	30-139	.216	120-162	.741	42-93-35	4.1	58	2	89	70	15	63	490	14.8
2024-25	20-19	557	27.9	108-286	.378	24-82	.293	61-89	.685	26-75-101	5.0	42	1	51	62	2	38	301	15.1
TOTAL	115-82	2936	25.5	513-1325	.387	110-412	.267	302-450	.671	111-298-409	3.6	199	3	269	245	30	196	1438	12.5

*Spent three seasons at SMU (2021-2024)

- Has scored 1,423 career points while averaging 12.5 points in 114 games in college career.
- Owns single game career highs of 34 points, 12 rebounds, 10 assists and 7 steals
- Was one of three American Athletic Conference players to post more than 450 points, 80 assists and 60 steals in 2023-24.
- 2024 NABC All-District 24 selection

2023-24 (Junior at SMU)

Played all 33 games with 32 starts ... Averaged 14.8 points (12th AAC), 4.1 rebounds, 2.7 assists and 1.9 steals (5th AAC) to earn first-team NABC All-District and second-team All-AAC honors ... Scored 19+ in 17 games ... Had 5+ assists 8 times, including a season-high 24 with nine rebounds at Arizona State (12/6)...

2022-23 (Sophomore at SMU)

Started all 30 games he played ... Averaged 17.5 points (6th AAC), 3.7 rebounds, 3.2 assists, (11th AAC) 2.3 steals (1st AAC, 16th NCAA) ... Scored 19+ in 17 games ... Had 5+ assists 8 times, including 7 of last 13 games ... Had 15 points and a career-high 10 assists for his first double-double vs ECU (2/19) ... Team-high 26 points and a career-high 7 steals with 5 assists, 3 rebounds and a block at Wichita State (2/12)

2021-22 (Freshman at SMU)

Played 32 games ... averaged 3.8 points, 1.9 rebounds, 1.0 assists ... Had 10 points (3-4 FG, 2-3 3FG, 2-2 FT) with 5 rebounds, 2 blocks and a steal in his first career start at Temple 2/16... Co-game-high 17 points (7-10 FG, 3-5 3FG) with 3 rebounds, 2 assists and a steal in the win vs USF 1/13 ... Had 13 points (6-8 FG, 1-1 3FG) with 2 steals, 2 rebounds and an assist in the win vs Dayton 12/8 ...

High School

Zhuric Phelps was a point guard for Coach David Peavy at Duncanville High School ... Named Mr. Basketball in Texas as a senior after helping lead Duncanville to a 29-1 record and the Texas 6A State Championship ... Named UIL 6A MVP, becoming the first player in Texas to be named Mr. Basketball, win a State Championship and be State Tournament MVP since 2008... He averaged 15.2 points, 5.1 rebounds, 3.9 assists and 2.1 steals... The Duncanville native played AAU for Coach TJ Thomas with the Texas Impact 4:13... ESPN four-star prospect... Was ranked No. 2 in the state by Texas Basketball Review ... Phelps was ranked in No. 9 in Texas and No. 130 nationally by 247sports.



HAYDEN HEFNER

GRADUATE (4L) ▪ GUARD ▪ 6-6 ▪ 190

NEDERLAND, TEXAS ▪ NEDERLAND HIGH SCHOOL

BACHELOR'S DEGREE: MARKETING - STRATEGIC RETAILING TRACK

CERTIFICATE: PUBLIC ADMINISTRATION



haydenhefner5



haydenhefner_

2

SEASON HIGHS

CAREER HIGHS

PTS	19	vs. HCU (12/20/24)	PTS	24	vs. HCU (12/22/23)
RBS	6	vs. ACU (12/28/24)	RBS	7	vs. PVAMU (12/30/23)
AST	3	at Oklahoma (1/8/25)	AST	3	7x, last at Oklahoma (1/8/25)
STL	2	4x, last at Oklahoma (1/8/25)	STL	3	vs Mississippi State (3/5/22)
BLK	2	vs. East Texas A&M (11/8/24)	BLK	2	vs. East Texas A&M (11/8/24)
3PM	3	3x, last at Ole Miss (1/22/25)	3PM	5	vs. Missouri (2/5/22)
MIN	29	at Ole Miss (1/22/25)	MIN	28	2x, last vs. Alabama (1/11/25)

GAME-BY-GAME STATISTICS

		Min	FG-A-Pct	3FG-A-Pct	FT-A-Pct	O-D-Tot	PF	A	TO	Blk	Stl	Pts
N4	at UCF	14	0-3-.000	0-3-.000	0-0-.000	0-2-2	2	1	2	0	1	0
N8	TAMU-COMMERCE	18	4-6-.667	3-5-.600	2-2-1.000	0-0-0	1	1	0	2	2	13
N11	LAMAR	12	2-7-.286	2-6-.333	0-0-.000	0-1-1	2	1	0	0	0	6
N15	OHIO STATE	10	2-4-.500	1-3-.333	2-2-1.000	1-0-1	0	0	0	0	0	7
N20	SOUTHERN	5	0-3-.000	0-1-.000	1-2-.500	0-0-0	1	0	0	0	0	1
N26	\$ Oregon	---DNP---										
N27	\$ Creighton	9	0-0-.000	0-0-.000	0-0-.000	0-2-2	1	0	0	0	0	0
N30	\$ Rutgers	10	0-0-.000	0-0-.000	1-2-.500	0-2-2	0	0	0	0	2	1
D3	& WAKE FOREST	7	1-1-1.000	0-0-.000	0-0-.000	0-0-0	1	0	0	0	0	2
D8	# vs. Texas Tech	18	0-2-.000	0-1-.000	0-2-.000	2-2-4	0	1	0	1	1	0
D14	% vs. Purdue	13	2-4-.500	2-4-.500	0-0-.000	0-1-1	1	0	1	0	1	6
D20	HOUSTON CHRISTIAN	21	7-13-.538	3-8-.375	2-3-.667	0-1-1	2	0	1	1	2	19
D28	ABILENE CHRISTIAN	16	3-4-.750	1-1-1.000	0-0-.000	3-3-6	0	2	2	1	0	7
J4	* TEXAS	15	4-7-.571	1-4-.250	0-0-.000	3-1-4	3	1	0	0	0	9
J8	* at Oklahoma	25	3-6-.500	1-4-.250	1-2-.500	2-0-2	2	3	0	0	2	8
J11	* ALABAMA	28	5-12-.417	2-6-.333	4-5-.800	3-2-5	4	0	0	0	0	16
J14	* at Kentucky	24	2-8-.250	1-6-.167	2-2-1.000	0-2-2	4	0	1	0	1	7
J18	* LSU	19	0-6-.000	0-3-.000	0-0-.000	2-0-2	2	0	0	0	0	0
J22	* at Ole Miss	29	3-7-.429	3-7-.429	0-0-.000	0-2-2	0	0	1	0	1	9
J25	* at Texas	17	3-4-.750	1-2-.500	0-0-.000	0-3-3	2	0	2	0	0	7
J28	* OKLAHOMA	---DNP---										
F1	* at South Carolina											
F8	* at Missouri											
F11	* GEORGIA											
F15	* ARKANSAS											
F18	* at Mississippi State											
F22	* TENNESSEE											
F26	* VANDERBILT											
M1	* at Florida											
M4	* AUBURN											
M8	* at LSU											

CAREER STATISTICS - ALL GAMES

	GP-GS	Min	Avg	FG-A	Pct	3FG-A	Pct	FT-A	Pct	O-D-Tot	Avg	PF	FO	A	TO	Blk	Stl	Pts	Avg
2020-21	15-4	176	11.7	10-31	.323	8-26	.308	3-4	.750	0-15-15	1.0	18	1	8	5	0	3	31	2.1
2021-22	29-0	322	11.1	36-93	.387	17-56	.304	12-19	.632	15-16-31	1.1	27	1	17	21	3	18	101	3.5
2022-23	32-1	349	10.9	36-87	.414	19-54	.352	19-24	.792	1-22-23	0.7	35	0	17	27	4	8	110	3.4
2023-24	34-18	497	14.6	60-177	.339	32-111	.288	22-37	.595	21-37-58	1.7	37	0	21	33	2	14	174	5.1
2024-25	19-13	312	16.4	41-97	.423	21-64	.328	15-22	.682	16-24-40	2.1	28	0	10	10	5	13	118	6.2
TOTAL	130-36	1657	12.7	183-486	.377	97-312	.311	71-106	.670	54-114-168	1.3	146	2	74	96	14	56	534	4.1

2023-24 (Senior)

Averaged a career-best 5.0 points per game (174 total) while seeing action in 35 games with 18 starts ... Reached double figures in four games, including a career-high 24 against HCU (12/22) ... Hefner also led all scorers with 19 and chipped in a season-high seven rebounds in the season-opening win over Texas A&M-Commerce ... Hit four 3-pointers on his way to 14 points in just 19 minutes against No. 19 FAU in the ESPN Events Invitational (11/24) For the season, he connected on 32 3-pointers, which was fourth-best on the team ... Logged career highs in minutes (497), field goals (60), 3-pointers, free throws (22), rebounds (59) and assists (22).

2022-23 (Junior)

Was one of the Aggies' top backcourt options off the bench with 102 points and a team-best 17 3-pointers as a reserve ... Saw action in 32 games with a start in the Aggies' win over Loyola-Chicago at the Myrtle Beach Invitational (11/20) ... Chipped in 3.4 points per game and had six games with multiple 3-pointers ... Connected on 79.2 percent of his free throw attempts (19-of-24).

2021-22 (Sophomore)

Appeared in 29 games ... Averaged 3.5 points and 1.1 rebounds per game in 11.0 minutes of action ... Scored a career-high 17 points against Missouri (2/5) while hitting five 3-pointers.

2020-21 (Freshman)

Played in 15 games with four total starts, including three against SEC opponents (UT, MSU, UM) ... Played a season-high 22 minutes against UNO and UTRGV ... Buried three 3-pointers to account for all of his season-high nine points in his collegiate debut against UNO on 11/29 ... Returned to the court for the first time since Dec. 12 and put up six points in the win over Auburn ... Hauled in a season-high five rebounds at South Carolina ... Dished a season-high three assists against Vanderbilt in the SEC Tournament.

High School

Coached by Brian English at Nederland HS ... Three-star prospect by 247Sports, ESPN and Rivals ... Ranked No. 47 shooting guard nationally by 247Sports ... Hefner earned district MVP after leading Nederland to a 21-5A district title as a senior ... Named TABC All-State and a UIL 5A All-State recipient in 2019-20 after averaging 18 points, 6 rebounds and 3 assists ... Earned first-team Super Gold honors by Beaumont Enterprise in 2018-19 and 2019-20 ... Played AAU for the Houston Defenders on the Under Armor Circuit where he averaged 11.0 points, 3.5 rebounds, 1.8 assists and 1.3 steals.





WADE TAYLOR IV

SENIOR (3L) ▪ GUARD ▪ 6-0 ▪ 180

DALLAS, TEXAS ▪ LANCASTER HIGH SCHOOL

BACHELOR'S DEGREE: UNIVERSITY STUDIES - RACE, GENDER, & ETHNICITY

MINORS: SPORT MANAGEMENT, COMMUNICATION

MASTER'S: RECREATION AND YOUTH DEVELOPMENT



wadetaylorIV



thewadetayloriv

4

SEASON HIGHS

CAREER HIGHS

PTS	24	vs. Rutgers (11/30/24)	PTS	41	at Arkansas (1/16/24)
RBS	6	vs. Oregon (11/26/24)	RBS	7	3x, last vs. Houston (3/24/24)
AST	10	vs. ACU (12/28/24)	AST	10	vs. ACU (12/28/24)
STL	5	vs. Purdue (12/14/24)	STL	6	3x, last vs. LSU (1/6/24)
BLK	1	2x last vs. Oklahoma (1/28/25)	BLK	1	6x, last vs. Creighton (11/27/24)
3PM	5	at Texas (1/25/25)	3PM	7	vs. Nebraska (3/22/24)
MIN	36	vs. Rutgers (11/30/24)	MIN	44	vs. Houston (3/24/24)

GAME-BY-GAME STATISTICS

		Min	FG-A-Pct	3FG-A-Pct	FT-A-Pct	O-D-Tot	PF	A	TO	Blk	Stl	Pts
N4	at UCF	34	4-15-.270	4-11-.360	1-2-.500	0-3-3	3	7	2	0	1	13
N8	TAMU-COMMERCE	21	4-7-.571	2-4-.500	0-0-.000	0-2-2	2	6	1	0	1	10
N11	LAMAR	25	5-8-.625	3-6-.500	2-2-1.000	0-4-4	2	3	3	0	1	15
N15	OHIO STATE	28	3-8-.375	2-4-.500	7-7-1.000	1-3-4	5	2	1	0	1	15
N20	SOUTHERN	30	5-13-.385	4-10-.400	3-4-.750	0-4-4	4	6	3	0	1	17
N26	\$ Oregon	33	4-16-.250	2-10-.200	5-6-.833	0-6-6	4	4	3	0	0	15
N27	\$ Creighton	34	7-19-.368	3-9-.333	1-2-.500	0-5-5	2	4	2	1	0	18
N30	\$ Rutgers	36	7-14-.500	2-8-.250	8-8-1.000	0-0-0	2	5	3	0	0	24
D3	& WAKE FOREST	33	4-11-.364	4-9-.444	3-4-.750	0-4-4	1	4	3	0	2	15
D8	# vs. Texas Tech	33	6-17-.353	2-8-.250	5-5-1.000	0-3-3	3	4	1	0	2	19
D14	% vs. Purdue	32	6-15-.400	3-7-.429	0-0-.000	0-3-3	2	5	1	0	5	15
D20	HOUSTON CHRISTIAN	---DNP---										
D28	ABILENE CHRISTIAN	30	4-8-.500	1-5-.200	6-6-1.000	0-2-2	3	10	3	0	3	15
J4	* TEXAS	25	4-12-.333	1-7-.143	4-4-1.000	0-3-3	2	3	1	0	0	13
J8	* at Oklahoma	--DNP--										
J11	* ALABAMA	--DNP--										
J14	* at Kentucky	--DNP--										
J18	* LSU	23	3-13-.231	1-5-.200	5-6-.833	0-4-4	3	4	1	0	2	12
J22	* at Ole Miss	28	2-12-.167	0-6-.000	0-0-.000	1-2-3	2	5	5	0	2	4
J25	* at Texas	29	5-11-.455	5-8-.625	0-0-.000	1-2-3	2	3	2	0	3	15
J28	* OKLAHOMA	32	3-9-.333	1-7-.143	5-5-1.000	0-1-1	4	3	4	1	3	12
F1	* at South Carolina											
F8	* at Missouri											
F11	* GEORGIA											
F15	* ARKANSAS											
F18	* at Mississippi State											
F22	* TENNESSEE											
F26	* VANDERBILT											
M1	* at Florida											
M4	* AUBURN											
M8	* at LSU											

CAREER STATISTICS - ALL GAMES

	GP-GS	Min	Avg	FG-A	Pct	3FG-A	Pct	FT-A	Pct	O-D-Tot	Avg	PF	FO	A	TO	Blk	Stl	Pts	Avg
2021-22	40-14	699	17.5	106-311	.341	44-158	.278	73-94	.777	13-59-72	1.8	80	0	87	70	3	47	329	8.2
2022-23	35-33	1005	28.7	160-404	.396	79-222	.356	173-197	.878	14-82-96	2.7	96	1	137	92	2	61	572	16.3
2023-24	35-35	1138	32.5	209-559	.374	95-289	.329	153-181	.845	14-104-118	3.4	105	1	142	100	1	65	666	19.0
2024-25	17-17	509	29.9	76-208	.365	40-124	.323	55-61	.902	3-51-54	3.2	46	1	78	39	2	27	247	14.5
TOTAL	128-100	3395	26.5	556-1508	.369	261-806	.324	462-542	.852	47-300-347	2.7	330	3	447	302	8	201	1835	14.3

- Taylor enters his final season with 13 season school records already on his resume and more than 30 career school and SEC Tournament standards within range.
- Taylor is the lone DI player to log 500+ points, 100+ assists and 60+ steals the past two seasons.
- Preseason 2024-25 All-SEC (media)
- Preseason 2024-25 Third-Team All-American (CBSSports.com)

2023-24 (Junior)

Earned first-team All-SEC honors for the second straight year after leading the Aggies in scoring, 3-pointers, free throws, assists and steals ... Also earned SEC All-Tournament honors for the second straight year after leading all scorers with 82 points (27.3 points/G)... Ranked fourth in the SEC with a 19.1 scoring average (687 points)... Had seven 30-point games, including a career-high 41 at Arkansas (1/16) ... Was at his best against the best with a 22.2 scoring average in 10 games against teams in the AP Top 25, which was the fifth-highest among players with at least eight games against ranked foes.

2022-23 (Sophomore)

Was a consensus first-team All-SEC selection and received third-team All-America honors from Stadium.com ... Averaged 16.5 points, which ranked No. 3 in the SEC for the full season, while leading the SEC in free throws made with 168 and FT% with an 87.5% success rate ... Taylor ranked fourth in assists (136) and fifth in steals (60) ... Was one of three NCAA DI players with 500+ points, 125+ assists and 50+ steals while making 85% or better on free throw attempts ... Poured in a career-high 28 points in the Aggies' 67-61 win over No. 2 Alabama (3/4) ... Had 12 games with 20 or more points

2021-22 (Freshman)

Appeared in all 40 games with 14 starts, including the last 13 games ... Averaged 8.2 points, 2.2 assists and 1.8 rebounds per game for the season ... Was named SEC Freshman of the Week after scoring 19 points with five 3-pointers in the win at Oregon State (12/18)

High School

Ranked as a four-star prospect in the 247Sports Composite ... Tabbed as the No. 119 player nationally and No. 18 point guard in the country ... Ranked as the No. 7 player in the state of Texas ... Scored over 2,000 points in his high school career ... Helped lead Lancaster High School to a No. 1 ranking in 5A in 2020 ... Averaged 15.7 points, 4.3 assists and 3.3 steals per game as a junior.





SOLOMON WASHINGTON

JUNIOR (2L) ▪ FORWARD ▪ 6-7 ▪ 220

NEW ORLEANS, LA. ▪ CARVER HS

MAJOR: AG LEADERSHIP EDUCATION DEVELOPMENT

MINOR: SPORT MANAGEMENT



nolimitssa_1



nolimit_sa

9

SEASON HIGHS

CAREER HIGHS

PTS	11	2x, vs. Oklahoma (1/8/25)	PTS	18	vs. Iowa State (11/26/23)
RBS	11	2x, last vs. HCU (12/20/24)	RBS	11	2x, last vs. HCU (12/20/24)
AST	2	5x, last vs. LSU (1/18/25)	AST	5	vs. HCU (12/22/23)
STL	2	4x, last vs. LSU (1/18/25)	STL	3	vs. Memphis (12/10/23)
BLK	4	vs. Rutgers (11/30/24)	BLK	4	vs. Rutgers (11/30/24)
3PM	2	vs. Texas Tech (12/8/24)	3PM	3	vs. Iowa State (11/26/23)
MIN	31	vs. Texas Tech (12/8/24)	MIN	34	at LSU (1/20/24)

GAME-BY-GAME STATISTICS

		Min	FG-A-Pct	3FG-A-Pct	FT-A-Pct	O-D-Tot	PF	A	TO	Blk	Stl	Pts
N4	at UCF	29	3-10-.300	0-1-.000	0-1-.000	3-6-9	2	0	1	1	0	6
N8	TAMU-COMMERCE	18	1-1-.000	0-0-.000	2-2-1.000	1-3-4	1	2	2	2	0	4
N11	LAMAR	20	1-4-.250	1-3-.333	4-5-.800	2-2-4	2	1	0	1	0	7
N15	OHIO STATE	30	0-4-.000	0-2-.000	2-2-1.000	1-7-8	3	1	0	0	0	2
N20	SOUTHERN	30	1-5-.200	0-2-.000	3-4-.750	6-5-11	2	1	1	1	0	5
N26	\$ Oregon	6	0-2-.000	0-2-.000	0-0-.000	1-1-2	0	0	0	0	0	0
N27	\$ Creighton	20	3-5-.600	1-2-.500	3-3-1.000	4-2-6	4	1	3	0	1	10
N30	\$ Rutgers	24	4-6-.667	0-0-.000	3-3-1.000	1-4-5	3	1	1	4	0	11
D3	& WAKE FOREST	22	2-3-.667	0-1-.000	1-1-1.000	2-2-4	0	1	2	0	0	5
D8	# vs. Texas Tech	31	2-5-.400	2-3-.667	2-2-1.000	6-3-9	2	2	1	2	0	8
D14	% vs. Purdue	22	0-1-.000	0-0-.000	1-2-.500	4-0-4	0	0	4	1	2	1
D20	HOUSTON CHRISTIAN	19	0-1-.000	0-0-.000	0-0-.000	4-7-11	1	1	0	3	1	0
D28	ABILENE CHRISTIAN	14	1-3-.333	0-1-.000	4-4-1.000	1-0-1	3	2	2	1	1	6
J4	* TEXAS	28	2-5-.400	0-1-.000	2-3-.667	3-7-10	1	2	1	1	2	6
J8	* at Oklahoma	30	4-8-.500	1-3-.333	2-2-1.000	2-4-6	3	1	1	0	1	11
J11	* ALABAMA	15	0-1-.000	0-0-.000	1-2-.500	1-1-2	5	2	1	2	1	1
J14	* at Kentucky	24	1-6-.167	1-4-.250	1-2-.500	4-1-5	4	0	0	1	2	4
J18	* LSU	18	3-6-.500	1-2-.500	0-1-.000	4-3-7	4	2	0	0	2	7
J22	* at Ole Miss	25	1-3-.333	0-2-.000	0-0-.000	1-6-7	3	1	1	2	1	2
J25	* at Texas	13	2-6-.333	0-1-.000	0-0-.000	0-1-1	2	0	0	1	0	4
J28	* OKLAHOMA	---DNP---										
F1	* at South Carolina											
F8	* at Missouri											
F11	* GEORGIA											
F15	* ARKANSAS											
F18	* at Mississippi State											
F22	* TENNESSEE											
F26	* VANDERBILT											
M1	* at Florida											
M4	* AUBURN											
M8	* at LSU											

CAREER STATISTICS - ALL GAMES

	GP-GS	Min	Avg	FG-A	Pct	3FG-A	Pct	FT-A	Pct	O-D-Tot	Avg	PF	FO	A	TO	Blk	Stl	Pts	Avg
2022-23	31-4	376	12.1	33-69	.478	4-15	.267	28-35	.800	40-49-89	2.9	58	1	10	15	16	15	98	3.2
2023-24	33-19	775	23.5	84-175	.480	16-57	.281	58-81	.716	78-109-187	5.7	89	4	26	26	38	26	251	7.4
2024-25	20-20	441	22.1	31-85	.365	7-30	.233	31-39	.795	51-65-116	5.8	45	1	21	21	23	14	100	5.0
TOTAL	85-44	1623	19.1	151-334	.452	28-105	.267	119-159	.748	172-228-400	4.7	192	6	57	63	76	55	449	5.3

- Led the SEC in blocks (37) among 6-foot-7 or shorter players (No. 10 overall) and was No. 6 in rebounds (195) in 2023-24
- Was one of four SEC with more than 250 points, 190 rebounds, 30 blocks and 25 steals last season
- Averaged 10.9 points, 8.0 rebounds and 1.25 steals in the month of March and also posted a career-high four blocks vs. Nebraska in the NCAA Tournament.

2023-24 (Sophomore)

Moved into the starting lineup in mid-January and averaged 8.6 points, 6.4 rebounds and 1.5 blocks in 19 starts as the Aggies advanced to the second round of the NCAA Tournament ... In the month of March, Washington raised his average to 10.9 points, 8.0 rebounds and 2.0 blocks per contest ... In that span, Washington ranked No. 3 in blocks and No. 4 in rebounds among all SEC players ... For the full season, Washington slashed 7.4 points/5.7 rebounds/ 1.1 blocks... ... Hit his career high with 18 points against Iowa State in the ESPN Events Invitational (11/26) and vs. Florida in the SEC Tournament semifinals (3/16).

2022-23 (Freshman)

Made four starts while seeing action in 31 games in his first season in Aggieland ... Provided an offensive and defensive spark off the bench ... Consistently strong on the offensive glass, Washington ranked No. 7 in the SEC with 33 offensive boards off the bench ... Among SEC bench players, "Solo" tied for 12th in blocked shots (14) and ranked No. 14 in total rebounds (75) ... Chipped in 3.2 points and 2.9 rebounds per game for the season ... Ranked second on the team in free throw percentage, hitting 28-of-35 from the charity stripe ... Scored a season-high 12 points against Colorado.

High School

Was named the 2022 Gatorade Louisiana Player of the Year ... No. 1 ranked recruit from Louisiana in the 247Sports Composite ... Led the Carver Collegiate Academy to a 33-5 record and a Class 4A state championship after averaging 14.9 points, 11.1 rebounds, 3.0 assists, 2.6 blocks and 2.4 steals per game in 2021-22 ... Recorded 23 double-doubles, including a 14-point, 20-rebound performance in the state championship game in which he also had nine assists and six blocks ... Was a two-time first team all-state selection and amassed 1,642 points and 1,435 rebounds in his career ... Maintained a 3.05 GPA in the classroom, and volunteered locally with Thrive New Orleans and as a youth camp counselor.





CJ WILCHER

GRADUATE (TR) • GUARD • 6-5 • 210

PLAINFIELD, N.J. ▪ ROSELLE CATHOLIC HS ▪ NEBRASKA

BACHELOR'S DEGREE: CHILD, YOUTH AND FAMILY STUDIES

GRADUATE PROGRAM: RECREATION AND YOUTH DEVELOPMENT

CJWilcher

cj_wilcher

10

SEASON HIGHS

CAREER HIGHS

PTS	14	vs. ACU (12/28/24)	PTS	22	2x, last vs. Wisconsin (2/1/24)
RBS	3	vs. HCU (12/20/24)	RBS	6	2x, last vs. Minnesota (2/25/23)
AST	2	vs. HCU (12/20/24)	AST	4	2x, last vs. Rutgers (2/14/23)
STL	1	3x, last vs. ACU (12/28/24)	STL	3	South Carolina St. (12/29/23)
BLK	1	vs. Alabama (1/11/25)	BLK	2	2x, last vs. Lindenwood (11/6/23)
3PM	4	vs. ACU (12/28/24)	3PM	5	2x, last vs. Wisconsin (2/1/24)
MIN	20	vs. HCU (12/20/24)	MIN	38	vs. Minnesota (1/7/23)

GAME-BY-GAME STATISTICS

		Min	FG-A-Pct	3FG-A-Pct	FT-A-Pct	O-D-Tot	PF	A	TO	Blk	Stl	Pts
N4	at UCF	11	2-5-.400	2-5-.400	0-0-.000	0-2-2	0	0	0	0	0	6
N8	TAMU-COMMERCE	17	0-3-.000	0-3-.000	0-0-.000	0-0-0	1	1	0	0	0	0
N11	LAMAR	15	3-5-.600	3-5-.600	0-0-.000	0-1-1	0	0	1	0	0	9
N15	OHIO STATE	11	2-3-.667	2-3-.667	0-0-.000	0-2-2	1	0	0	0	0	6
N20	SOUTHERN	6	1-3-.333	1-3-.333	0-0-.000	0-0-0	1	1	0	0	0	3
N26	\$ Oregon	11	2-5-.400	2-5-.400	2-2-1.000	0-1-1	2	1	1	0	0	8
N27	\$ Creighton	7	0-2-.000	0-2-.000	0-0-.000	0-0-0	0	0	0	0	0	0
N30	\$ Rutgers	8	0-2-.000	0-2-.000	4-5-.800	0-0-0	1	0	0	0	1	4
D3	& WAKE FOREST	9	1-4-.250	1-4-.250	0-0-.000	0-0-0	0	0	1	0	0	3
D8	# vs. Texas Tech	7	0-0-.000	0-0-.000	0-0-.000	0-1-1	0	0	0	0	1	0
D14	% vs. Purdue	11	1-3-.333	1-3-.333	0-0-.000	0-2-2	0	1	0	0	0	3
D20	HOUSTON CHRISTIAN	20	3-5-.600	2-4-.500	0-0-.000	0-3-3	1	2	2	0	0	8
D28	ABILENE CHRISTIAN	13	5-8-.625	4-7-.571	0-0-.000	0-1-1	1	0	0	0	1	14
J4	* TEXAS	6	0-1-.000	0-1-.000	0-0-.000	0-0-0	0	0	1	0	0	0
J8	* at Oklahoma	6	0-0-.000	0-0-.000	0-0-.000	0-0-0	0	0	1	0	0	0
J11	* ALABAMA	12	1-3-.333	1-3-.333	0-0-.000	0-0-0	1	0	0	1	0	3
J14	* at Kentucky	10	0-2-.000	0-2-.000	0-0-.000	0-1-1	0	0	1	0	0	0
J18	* LSU	15	3-7-.429	3-6-.500	0-0-.000	0-2-2	0	0	0	0	0	9
J22	* at Ole Miss	5	2-4-.500	2-4-.500	0-0-.000	0-0-0	0	0	1	0	0	6
J25	* at Texas	5	1-1-1.000	1-1-1.000	0-0-.000	0-1-1	0	1	0	0	0	3
J28	* OKLAHOMA	13	1-3-.333	1-3-.333	0-0-.000	0-0-0	2	0	0	0	0	3
F1	* at South Carolina											
F8	* at Missouri											
F11	* GEORGIA											
F15	* ARKANSAS											
F18	* at Mississippi State											
F22	* TENNESSEE											
F26	* VANDERBILT											
M1	* at Florida											
M4	* AUBURN											
M8	* at LSU											

CAREER STATISTICS - ALL GAMES

	GP-GS	Min	Avg	FG-A	Pct	3FG-A	Pct	FT-A	Pct	O-D-Tot	Avg	PF	FO	A	TO	Blk	Stl	Pts	Avg
2020-21	15-1	151	10.1	18-45	.400	10-29	.345	4-4	1.000	7-9-16	1.1	11	0	5	7	1	5	50	3.3
2021-22	32-2	791	24.7	92-199	.462	52-128	.406	22-35	.629	17-56-73	2.3	42	1	26	31	3	25	258	8.1
2022-23	32-24	870	27.1	95-238	.399	42-134	.313	23-36	.639	17-61-78	2.4	52	1	44	47	6	18	255	8.0
2023-24	33-2	591	17.9	87-193	.451	50-127	.394	31-33	.939	12-37-49	1.5	39	0	28	32	6	17	255	7.7
2024-25	21-0	218	10.4	28-69	.406	26-66	.394	6-7	.857	0-17-17	0.8	11	0	7	9	1	3	88	4.2
TOTAL	133-29	2624	19.7	320-744	.430	180-484	.372	86-115	.748	53-180-233	1.8	155	2	110	126	17	68	906	6.8

*Spent one season at Xavier and three seasons at Nebraska (2020-2024)

- Ranked as the Big Ten's No. 3 bench scorer with 236 points in 2023-24
- Scored a Big Ten-high 520 points off the bench over the past three seasons
- His 103 3-pointers off the bench over the past three seasons ranks No. 7 among all DI players
- Wilcher has hit 43.4% of his 3-point attempts in 20 games against AP Top 25 teams during his career
- Two-time Academic All-Big Ten honoree

2023-24(Junior at Nebraska)

Emerged as one of the Big Ten's best sixth men in 2023-24 ... Ranked No. 3 in the Big Ten with 236 points off the bench ... For the full season, Wilcher averaged 7.7 points per game on 45 percent shooting, including 39 percent from 3-point range, and 94 percent from the line

2022-23(Sophomore at Nebraska)

Wilcher was a mainstay in the Husker rotation as a sophomore, as he was one of three Huskers to appear in all 32 games, including 24 starts ... Averaged 8.0 points, 2.4 rebounds and 1.4 assists per game, ranking second on the team with 42 3-pointers.

2021-22 (Freshman at Nebraska)

Wilcher became one of the Big Ten's top scoring reserves, averaging 8.1 points and 2.3 rebounds per game as the Huskers' sixth man ... Paced NU in 3-pointers (52) and 3-point percentage (.406), while he also shot 43 percent from long range in Big Ten play.

2020-21 (Xavier)

Wilcher played in 15 games for the Xavier Musketeers in 2020-21, averaging 3.3 points and 1.1 rebounds per game ... Wilcher saw more action down the stretch, playing double-figure minutes in seven of his last nine contests, including more than 20 minutes per game over the Musketeers' final four games

High School

A four-star recruit coming out of high school by ESPN, Wilcher was ranked No. 81 by ESPN in the class of 2020 ... Played for Dave Boff at Roselle Catholic as a senior, averaging 18.8 points, 4.5 rebounds and 2.8 assists ... Had 50 3-pointers as a senior, highlighted by hitting six 3-pointers in a 59-58 win over Gill St. Bernard's in the sectional championship ... Starred for St. Benedict's Prep in Newark during his sophomore and junior year, averaging 18 points, 5.0 rebounds and 4.5 assists in 2018-19.





ANDERSSON GARCIA

SENIOR ▪ FORWARD ▪ 6-7 ▪ 220
MOCA, DOMINICAN REPUBLIC ▪ HAMILTON HEIGHTS (TENN.) ▪ MISSISSIPPI ST.
MAJOR: RECREATION, PARK & TOURISM SCIENCE

11

mamba__11

mamba11

SEASON HIGHS

CAREER HIGHS

PTS	15	vs. Lamar (11/11/24)	PTS	15	vs. Lamar (11/11/24)
RBS	16	vs. Wake Forest (12/3/24)	RBS	19	vs. HCU (12/22/23)
AST	3	2x, last vs. Lamar (11/11/24)	AST	5	at Missouri (2/7/24)
STL	4	at Oklahoma (1/8/25)	STL	5	vs. Kentucky (1/13/24)
BLK	2	4x, last at Ole Miss (1/22/25)	BLK	2	7x, last at Kentucky (1/14/25)
3PM	2	vs. Lamar (11/11/24)	3PM	2	2x, last vs. Lamar (11/11/24)
MIN	35	vs. Oregon (11/26/24)	MIN	41	vs. Houston (3/24/24)

GAME-BY-GAME STATISTICS

		Min	FG-A-Pct	3FG-A-Pct	FT-A-Pct	O-D-Tot	PF	A	TO	Blk	Stl	Pts
N4	at UCF	26	2-2-1.000	0-0-0.000	0-0-0.000	2-4-6	5	2	1	1	0	4
N8	TAMU-COMMERCE	22	1-3-.333	0-1-0.000	0-0-0.000	1-7-8	2	3	0	0	2	2
N11	LAMAR	27	5-7-.714	2-2-1.000	3-5-.600	3-6-9	4	3	2	1	1	15
N15	OHIO STATE	21	1-3-.333	1-3-.333	2-2-1.000	0-4-4	4	1	0	0	0	5
N20	SOUTHERN	28	2-2-1.000	0-0-0.000	0-0-0.000	5-3-8	0	1	1	1	1	4
N26	\$ Oregon	35	1-5-.200	1-4-.250	0-0-0.000	5-2-7	3	0	1	1	1	3
N27	\$ Creighton	22	2-7-.286	1-3-.333	5-6-.833	2-5-7	1	0	0	2	0	10
N30	\$ Rutgers	26	2-4-.500	0-0-0.000	2-2-1.000	0-6-6	3	1	0	1	1	6
D3	& WAKE FOREST	29	1-2-.500	0-1-0.000	3-3-1.000	4-12-16	0	2	1	1	3	5
D8	# vs. Texas Tech	7	0-1-0.000	0-1-0.000	0-0-0.000	1-2-3	5	0	0	0	0	0
D14	% vs. Purdue	22	2-3-.667	1-1-1.000	0-0-0.000	1-1-2	2	0	0	0	0	5
D20	HOUSTON CHRISTIAN	7	0-0-0.000	0-0-0.000	0-0-0.000	0-0-0	2	1	0	1	0	0
D28	ABILENE CHRISTIAN	26	5-5-1.000	0-0-0.000	2-4-.500	4-1-5	0	2	3	2	1	12
J4	* TEXAS	24	2-5-.400	0-2-0.000	0-0-0.000	0-2-2	3	2	1	1	0	4
J8	* at Oklahoma	27	1-4-.250	0-2-0.000	1-3-.333	4-1-5	4	0	0	0	4	3
J11	* ALABAMA	24	0-1-0.000	0-1-0.000	1-2-.500	0-2-2	4	2	1	0	2	1
J14	* at Kentucky	22	1-2-.500	0-1-0.000	3-5-.600	0-1-1	3	0	0	2	2	5
J18	* LSU	22	2-2-1.000	0-0-0.000	1-2-.500	3-4-7	1	0	3	1	1	5
J22	* at Ole Miss	20	0-1-0.000	0-0-0.000	0-0-0.000	2-3-5	2	1	2	2	2	0
J25	* at Texas	21	2-5-.400	1-4-.250	0-0-0.000	3-2-5	2	2	0	0	0	5
J28	* OKLAHOMA	29	2-4-.500	1-3-.333	4-6-.667	5-7-12	3	2	0	0	0	9
F1	* at South Carolina											
F8	* at Missouri											
F11	* GEORGIA											
F15	* ARKANSAS											
F18	* at Mississippi State											
F22	* TENNESSEE											
F26	* VANDERBILT											
M1	* at Florida											
M4	* AUBURN											
M8	* at LSU											

CAREER STATISTICS - ALL GAMES

	GP-GS	Min	Avg	FG-A	Pct	3FG-A	Pct	FT-A	Pct	O-D-Tot	Avg	PF	FO	A	TO	Blk	Stl	Pts	Avg
2020-21	11-0	35	3.2	11-18	.611	2-4	.500	1-4	.250	8-4-12	1.1	2	0	4	3	1	4	25	2.3
2021-22	33-3	486	14.7	49-90	.544	5-16	.313	40-69	.580	47-93-140	4.2	54	1	46	41	7	37	143	4.3
2022-23	34-1	561	16.5	33-65	.508	4-10	.400	38-53	.717	70-79-149	4.4	84	6	27	26	7	20	108	3.2
2023-24	35-4	981	28.0	61-112	.545	8-19	.421	74-105	.705	153-169-322	9.2	103	5	53	30	25	44	204	5.8
2024-25	21-3	491	23.4	34-68	.500	8-29	.276	27-40	.675	45-75-120	5.7	53	2	25	17	17	21	103	4.9
TOTAL	135-11	2598	19.2	191-357	.535	28-79	.354	185-278	.665	326-422-748	5.5	299	14	157	118	58	128	595	4.4

*Spent two seasons at Mississippi State (2020-22)

- The versatile Garcia was the only Power 5 player to post more than 300 rebounds, 200 points, 50 assists, 40 steals and 20 blocked shots in 2023-24.

- SEC All-Defensive Team, 2024

2023-24 (Senior)

Posted a breakout season as he led the SEC in offensive (156) and total rebounds (327) despite coming off the bench in 32 of 36 games...

Contributed 7.0 points per game and was the Aggies' top 3-point shooter at 45.0% (9-of-20) ... The versatile Garcia was one of six D-I players, including the only player from the Power 5, to post more than 300 rebounds, 200 points, 50 assists, 40 steals and 20 blocked shots

2022-23 (Junior)

One of the SEC's top rebounders and defenders off the bench ... Was the SEC's top rebounder off the bench with a league-best 69 offensive boards and 142 total rebounds ... Garcia's 69 offensive boards off the bench ranked No. 6 nationally and No. 1 among players in the power five leagues... 4.4 rebounds per game while seeing action in 34 games with one start (at DePaul) ... scored a season-high 11 points twice and grabbed a season-best 10 rebounds vs. Arkansas (2/15) ... team was 15-2 when he scored three or more points and 12-2 when he logged five or more rebounds.

2021-22 (Sophomore at Mississippi State)

Garcia saw action in 33 games where he broke into the starting lineup during State's three postseason contests (March 10-16) ... Improved his season averages to 4.3 points, 4.2 rebounds, 1.4 assists and 1.1 steals per game ... Eight of his top nine scoring efforts came against SEC opponents ... State won 10 of 13 games when Garcia scored at least six points.

2020-21 (Freshman at Mississippi State)

Garcia made 11 appearances off the bench where he averaged 2.3 points, 1.1 rebounds, 0.4 assists and 0.4 steals per game.

High School

Prepped under Zach Ferrell at Hamilton Heights Christian Academy in Chattanooga, Tennessee ... Posted 9.0 points, 9.6 rebounds and 3.7 assists per game and shot 61 percent from the floor during his senior season ... Hamilton Heights went 28-3, won the NACA National Championship and earned a USA Today top 20 national finish in 2019-20...





HENRY COLEMAN III

GRADUATE (3L) ▪ FORWARD ▪ 6-8 ▪ 250

RICHMOND, VA. ▪ TRINITY EPISCOPAL SCHOOL ▪ DUKE

BACHELOR'S: UNIVERSITY STUDIES - RACE, GENDER, & ETHNICITY

MINORS: SPORT MANAGEMENT, AG LEADERSHIP DEVELOPMENT

GRADUATE PROGRAM: U5 - UNIVERSITY STUDIES

[hencoleman3](#)

[henrycoleman3](#)

15

SEASON HIGHS

CAREER HIGHS

PTS	17	vs. Creighton (11/27/24)	PTS	27	vs North Florida (11/10/21)
RBS	11	vs. Alabama (1/11/25)	RBS	15	3x, last at SMU (11/14/23)
AST	1	7x, last vs. LSU (1/18/25)	AST	6	at DePaul (11/25/22)
STL	4	vs. Southern (11/20/24)	STL	5	vs Florida (3/10/22)
BLK	1	vs. Oklahoma (1/28/25)	BLK	2	3x, last at LSU (1/26/22)
3PM	--	--	3PM	-	-
MIN	28	2x, last vs. Texas Tech (12/8/24)	MIN	41	vs Florida (3/10/22)

GAME-BY-GAME STATISTICS

		Min	FG-A-Pct	3FG-A-Pct	FT-A-Pct	O-D-Tot	PF	A	TO	Blk	Stl	Pts
N4	at UCF	12	2-6-.333	0-0-.000	2-2-1.000	5-1-6	0	0	0	0	1	6
N8	TAMU-COMMERCE	20	6-9-.667	0-0-.000	2-2-1.000	6-2-8	3	1	0	0	0	14
N11	LAMAR	16	5-7-.714	0-0-.000	3-6-.500	5-2-7	1	1	0	0	1	13
N15	OHIO STATE	21	4-6-.667	0-0-.000	4-4-1.000	4-2-6	1	0	1	0	0	12
N20	SOUTHERN	27	4-7-.571	0-0-.000	3-4-.750	3-3-6	2	0	1	0	4	11
N26	\$ Oregon	23	3-4-.750	0-0-.000	0-0-.000	2-5-7	1	0	0	0	0	6
N27	\$ Creighton	28	8-10-.800	0-0-.000	1-2-.500	4-5-9	2	1	2	0	1	17
N30	\$ Rutgers	27	3-4-.750	0-0-.000	5-5-1.000	3-3-6	2	0	3	0	0	11
D3	& WAKE FOREST	21	4-6-.667	0-0-.000	2-3-.667	1-2-3	1	0	1	0	0	10
D8	# vs. Texas Tech	28	1-4-.250	0-0-.000	3-5-.600	2-3-5	1	1	1	0	2	5
D14	% vs. Purdue	12	1-2-.500	0-0-.000	1-2-.500	1-1-2	0	0	3	0	0	3
D20	HOUSTON CHRISTIAN	16	1-4-.250	0-0-.000	1-2-.500	1-0-1	1	0	0	0	1	3
D28	ABILENE CHRISTIAN	5	3-5-.600	0-0-.000	1-1-1.000	0-0-0	0	0	0	0	0	7
J4	* TEXAS	19	2-4-.500	0-0-.000	0-0-.000	2-1-3	1	0	0	0	0	4
J8	* at Oklahoma	14	0-3-.000	0-0-.000	3-4-.750	3-2-5	0	1	1	0	1	3
J11	* ALABAMA	25	5-8-.625	0-0-.000	2-4-.500	5-6-11	2	1	1	0	3	12
J14	* at Kentucky	18	1-3-.333	0-0-.000	0-0-.000	0-0-0	0	0	1	0	1	2
J18	* LSU	27	5-7-.714	0-0-.000	0-2-.000	1-1-2	1	1	0	0	1	10
J22	* at Ole Miss	14	0-1-.000	0-0-.000	1-2-.500	0-4-4	0	0	0	0	1	1
J25	* at Texas	19	1-5-.200	0-1-.000	0-0-.000	2-3-5	1	3	3	0	1	2
J28	* OKLAHOMA	30	3-5-.600	0-0-.000	8-10-.800	5-1-6	2	0	1	1	2	14
F1	* at South Carolina											
F8	* at Missouri											
F11	* GEORGIA											
F15	* ARKANSAS											
F18	* at Mississippi State											
F22	* TENNESSEE											
F26	* VANDERBILT											
M1	* at Florida											
M4	* AUBURN											
M8	* at LSU											

CAREER STATISTICS - ALL GAMES

	GP-GS	Min	Avg	FG-A	Pct	3FG-A	Pct	FT-A	Pct	O-D-Tot	Avg	PF	FO	A	TO	Blk	Stl	Pts	Avg
2020-21	19-0	95	5.0	10-20	.500	0-1	.000	1-5	.200	13-13-26	1.4	5	0	3	5	6	3	21	1.1
2021-22	39-36	1043	26.7	160-285	.561	0-3	.000	109-159	.686	102-140-242	6.2	90	3	24	40	16	50	429	11.0
2022-23	35-31	948	27.1	118-222	.532	0-2	.000	80-113	.708	79-122-201	5.7	63	1	33	53	4	30	316	9.0
2023-24	31-16	734	23.7	101-177	.571	0-2	.000	73-105	.695	72-106-178	5.7	33	0	23	23	2	23	275	8.9
2024-25	21-15	425	20.2	62-110	.564	0-1	.000	42-60	.700	55-47-102	4.9	22	0	10	19	1	20	166	7.9
TOTAL	146-98	3252	22.3	452-815	.555	0-9	.000	308-446	.691	322-429-751	5.1	213	4	93	140	29	126	1212	8.3

*Spent the 2020-21 season at Duke

- Ranks as one of the five players in Texas A&M history to have compiled more than 1,000 points, 600 rebounds and 100 steals
- Has 16 career double-doubles
- Has connected on 50.0% or higher on his field goal attempts in each of his four collegiate seasons

2023-24 (Senior)

Led the team with a 57.3 field goal percentage while ranking third on the team with 8.8 points per game ... ranked fourth in rebounds with 5.6 per game ... Injuries kept him out of four games and limited him to 15 or less minutes in eight other contests ... posted five double-doubles, including three in a row in November when had 20/11 vs. Ohio State (11/10), 13/15 vs. SMU (11/14) and 19/10 vs. Oral Roberts (11/17) ... earned SEC Player of the Week honors on Nov. 20 after the three straight double-doubles ... also had 16/14 at Virginia (11/29) and 20/13 vs. Prairie View (12/30) ... Posted three games with 20 or more points, including a season-high 24 vs. Penn State

2022-23 (Junior)

Averaged 9.0 points and 5.7 rebounds while playing in all 35 games with 31 starts ... team leader in total rebounds with 201 and offensive boards with 79 ... had five double-doubles in points and rebounds, including an 18-point/15-rebound effort on the road against Arkansas (1/31) ... also had double-doubles vs. Abilene Christian (13-11 on 11/11), Missouri (10-10 on 1/11), South Carolina (12-11 on 1/14) and Arkansas (16-11 on 3/10) ... Posted 17 games with double-digit points, including a season-high of 24 vs. NW State (12/27)

2021-22 (Sophomore)

Appeared in 39 games making 26 starts ... Ranked second on the team in scoring at 11.0 points per game and tied for the team lead with 6.2 rebounds per game ... Scored a career-high 27 points in the season-opening win over North Florida (11/10) ... Registered five double-doubles, all of which came against SEC teams.

2020-21 (Freshman at Duke)

Appeared in 19 games as a freshman, including each of the final 11 contests of the season ... Shot 10-of-20 (.500) from the field and averaged 1.1 points with 1.4 rebounds per contest.

High School

A four-star power forward ... Ranked as the No. 52 player overall, the No. 10 power forward and the No. 5 player in the state of Virginia in ESPN 100's rankings for the class of 2020 ... Averaged 22.8 points, 12.8 rebounds and 3.4 assists per game as a senior at Trinity Episcopal School ... Put up 25.6 points and 12.1 rebounds per contest as a junior.



PHARREL PAYNE

JUNIOR (TR) ▪ FORWARD/CENTER ▪ 6-9 ▪ 250

COTTAGE GROVE, MINN. ▪ PARK HS ▪ MINNESOTA

MAJOR: UNIVERSITY STUDIES - RACE, GENDER, & ETHNICITY

MINORS: HISTORY | MEDICAL ANTHROPOLOGY

 pharrelpayne_22

 pharrelpayne_22

21

SEASON HIGHS

CAREER HIGHS

PTS	27	at Texas (1/25/25)	PTS	23	vs. Alabama (1/11/25)
RBS	11	last vs. Oklahoma (1/28/25)	RBS	11	2x, last vs. Oklahoma (1/28/25)
AST	2	vs. Ohio State (11/15/24)	AST	6	vs. Penn St. (2/18/23)
STL	2	vs. Creighton (11/27/24)	STL	2	vs. Creighton (11/27/24)
BLK	4	vs. Alabama (1/11/25)	BLK	5	at Indiana (1/12/24)
3PM	--	--	3PM	--	--
MIN	24	3x, last vs. Alabama (1/11/25)	MIN	36	at Northwestern (3/9/24)

GAME-BY-GAME STATISTICS

		Min	FG-A-Pct	3FG-A-Pct	FT-A-Pct	O-D-Tot	PF	A	TO	Blk	Stl	Pts
N4	at UCF	22	6-9-.667	0-0-.000	3-5-.600	1-5-6	5	1	2	1	1	15
N8	TAMU-COMMERCE	17	3-5-.600	0-0-.000	2-6-.333	2-4-6	0	0	0	1	1	8
N11	LAMAR	24	1-3-.333	0-0-.000	2-4-.500	3-4-7	3	0	0	3	0	4
N15	OHIO STATE	19	1-1-.000	0-0-.000	0-2-.000	3-1-4	2	2	1	2	0	2
N20	SOUTHERN	7	0-3-.000	0-0-.000	0-2-.000	4-1-5	1	0	0	0	0	0
N26	\$ Oregon	17	1-5-.200	0-0-.000	4-7-.571	3-1-4	2	0	1	0	0	6
N27	\$ Creighton	16	3-5-.600	0-0-.000	1-2-.500	2-1-3	1	0	1	2	2	7
N30	\$ Rutgers	8	1-2-.500	0-0-.000	3-7-.429	1-1-2	2	0	0	0	0	5
D3	& WAKE FOREST	18	4-4-1.000	0-0-.000	2-2-1.000	2-1-3	2	0	2	0	0	10
D8	# vs. Texas Tech	13	3-3-1.000	0-0-.000	0-0-.000	1-0-1	1	1	2	0	0	6
D14	% vs. Purdue	24	6-6-1.000	0-0-.000	4-7-.571	4-5-9	4	1	2	2	0	16
D20	HOUSTON CHRISTIAN	17	5-7-.714	0-0-.000	0-0-.000	5-2-7	0	0	1	3	0	10
D28	ABILENE CHRISTIAN	22	1-3-.333	0-0-.000	4-6-.667	2-2-4	2	1	1	3	1	6
J4	* TEXAS	21	5-6-.833	0-0-.000	5-9-.556	1-4-5	2	0	0	1	0	15
J8	* at Oklahoma	20	3-3-1.000	0-0-.000	4-4-1.000	1-1-2	2	0	2	0	1	10
J11	* ALABAMA	24	6-8-.750	0-0-.000	11-15-.733	6-3-9	2	1	1	4	1	23
J14	* at Kentucky	19	5-5-1.000	0-0-.000	5-8-.625	1-2-3	3	1	1	0	0	15
J18	* LSU	12	1-2-.500	0-0-.000	2-7-.286	1-1-2	3	0	2	0	0	4
J22	* at Ole Miss	18	4-6-.667	0-0-.000	2-2-1.000	3-3-6	1	1	3	1	0	10
J25	* at Texas	27	3-10-.300	0-0-.000	1-3-.333	3-1-4	3	1	1	2	0	7
J28	* OKLAHOMA	17	4-4-1.000	0-0-.000	2-2-1.000	5-6-11	2	0	4	0	0	10
F1	* at South Carolina											
F8	* at Missouri											
F11	* GEORGIA											
F15	* ARKANSAS											
F18	* at Mississippi State											
F22	* TENNESSEE											
F26	* VANDERBILT											
M1	* at Florida											
M4	* AUBURN											
M8	* at LSU											

CAREER STATISTICS - ALL GAMES

	GP-GS	Min	Avg	FG-A	Pct	3FG-A	Pct	FT-A	Pct	O-D-Tot	Avg	PF	FO	A	TO	Blk	Stl	Pts	Avg
2022-23	29-4	622	21.4	91-131	.695	0-0	.000	50-104	.481	46-97-143	4.9	75	2	40	60	32	14	232	8.0
2023-24	32-19	748	23.4	130-216	.602	0-1	.000	60-127	.472	77-117-194	6.1	70	1	37	50	44	10	320	10.0
2024-25	21-7	386	18.4	66-100	.660	0-0	.000	57-100	.570	54-49-103	4.9	43	1	10	27	25	7	189	9.0
Total	83-30	1794	21.6	293-456	.643	0-1	.000	170-336	.506	180-273-453	5.5	190	4	87	140	101	31	756	9.1

*Spent two seasons at Minnesota (2022-2024)

- Was one of only two Big Ten players to average at least 10.0 points and 6.0 rebounds in less than 27 minutes of action per game in 2023-24.
- Averaged 9.1 points, 5.6 rebounds, 1.2 blocks and 1.2 assists in 62 games with five double doubles at UM.
- Was UM's top shot-blocker and No. 2 rebounder the past two seasons
- Owns single game career highs of 21 points, 13 rebounds, 5 blocks and 6 assists
- Was a finalist for Mr. Basketball in the state of Minnesota as a senior at Park High School

2023-24 (Sophomore at Minnesota)

Academic All-Big Ten ... Played in 32 games for the Gophers with 19 starts ... Averaged 10 points and 6.1 rebounds with a team-best 44 blocks ... Posted 15 double-digit scoring games, including a season and career-high 21 points on 8-of-12 shooting against Rutgers (2/18) ... Hit double digits in rebounds three times with a season-high 11 vs. Rutgers ... Had two or more blocks in 11 games with a season and career-high five vs. at Indiana ... Played season-high 35 minutes vs. Nebraska (12/6) and at Northwestern (3/9) ... Produced a 17-point, 10 rebound double-double at Indiana (1/12) ... scored 14 points, nine rebounds, two assists and four blocks in the Northwestern win (2/3) ... added a career-best 21 points and had 11 rebounds in the Rutgers win (2/18)

2022-23 (Freshman at Minnesota)

Played in 30 games with four starts, while averaging 22 minutes played ... ranked fourth on the team in scoring when he had 247 points and averaged 8.2 per game ... ranked second on the team in rebounds with 156 total rebounds and averaged 5.2 per game ... finished the season with 32 blocks, which was first on the team, 12th in the Big Ten and second among freshmen in the league ... shot 69.3 percent from the field and held a team-best 32 blocks

High School

Mr. Basketball Top 10 finalist, which is given to the top boy's basketball player in the state of Minnesota ... First team all-state as a senior at Park High School ... Second Team All-Metro ... Averaged 22 points, 12 rebounds and two blocks per game as a senior ... Helped the Wolfpack to a 20-9 overall record ... had 10 games with at least 20 points his senior year and three 30-point games ... averaged 15 points per game and 10 rebounds as a junior





MANNY OBASEKI

35

SENIOR (3L) • GUARD • 6-4 • 200

ALLEN, TEXAS • JOHN PAUL II

MAJOR: AG LEADERSHIP EDUCATION DEVELOPMENT

MINOR: SPORT MANAGEMENT

aisoxsaa

aisoxsa

SEASON HIGHS				CAREER HIGHS			
PTS	15	vs. Ohio State (11/15/24)		PTS	25	at Ole Miss (3/9/24)	
RBS	5	2x, last vs. HCU (12/20/24)		RBS	9	vs. Northwestern State (12/21/21)	
AST	4	2x, last at Oklahoma (1/8/25)		AST	4	3x, last vs. HCU (12/20/24)	
STL	3	vs. HCU (12/20/24)		STL	3	2x, last vs. HCU (12/20/24)	
BLK	2	vs. Ohio State (11/15/24)		BLK	2	3x, last vs. Ohio State (11/15/24)	
3PM	2	2x, last at Ole Miss (1/22/25)		3PM	4	at Ole Miss (3/9/24)	
MIN	29	2x last vs. Oklahoma (1/28/25)		MIN	32	vs. Ole Miss (3/14/24)	

GAME-BY-GAME STATISTICS														
		Min	FG-A-Pct	3FG-A-Pct	FT-A-Pct	O-D-Tot	PF	A	TO	Blk	Stl	Pts		
N4	at UCF	15	1-3-.333	0-1-.000	0-0-.000	0-1-1	2	0	3	0	0	2		
N8	TAMU-COMMERCE	17	5-10-.500	0-0-.000	4-6-.667	1-2-3	2	0	0	0	0	14		
N11	LAMAR	14	2-4-.500	0-0-.000	4-6-.667	2-1-3	4	3	3	0	0	8		
N15	OHIO STATE	29	3-8-.375	1-1-1.000	8-9-.889	0-3-3	1	2	2	2	0	15		
N20	SOUTHERN	16	4-11-.364	0-3-.000	1-1-1.000	0-1-1	1	1	2	1	0	9		
N26	\$ Oregon	16	2-9-.222	1-3-.333	0-0-.000	1-1-2	3	0	2	1	0	5		
N27	\$ Creighton	14	1-2-.500	0-0-.000	1-2-.500	0-0-0	3	0	0	0	1	3		
N30	\$ Rutgers	19	4-9-.444	0-0-.000	3-6-.500	2-3-5	2	2	0	1	0	11		
D3	& WAKE FOREST	14	0-6-.000	0-1-.000	0-0-.000	0-2-2	4	2	1	0	0	0		
D8	# vs. Texas Tech	13	3-12-.250	0-1-.000	0-0-.000	0-1-1	0	0	0	0	0	6		
D14	% vs. Purdue	16	0-4-.000	0-1-.000	5-6-.833	0-0-0	0	2	0	0	0	5		
D20	HOUSTON CHRISTIAN	25	5-14-.357	1-2-.500	2-3-.667	0-5-5	4	4	3	0	3	13		
D28	ABILENE CHRISTIAN	16	1-1-1.000	0-0-.000	0-0-.000	0-0-0	2	0	2	0	0	2		
J4	* TEXAS	20	2-6-.333	0-1-.000	6-6-1.000	0-3-3	2	1	0	0	0	10		
J8	* at Oklahoma	16	1-5-.200	0-0-.000	0-0-.000	0-0-0	1	4	0	0	1	2		
J11	* ALABAMA	20	2-7-.286	0-0-.000	0-2-.000	0-1-1	2	0	0	1	0	4		
J14	* at Kentucky	21	4-9-.444	2-5-.400	2-4-.500	0-1-1	5	1	3	0	0	12		
J18	* LSU	12	1-1-1.000	0-0-.000	1-1-1.000	0-1-1	1	1	1	0	0	3		
J22	* at Ole Miss	17	4-7-.571	2-3-.667	2-2-1.000	1-2-3	0	1	4	1	0	12		
J25	* at Texas	17	5-8-.625	1-2-.500	2-5-.400	2-2-4	1	1	0	0	0	13		
J28	* OKLAHOMA	29	4-11-.364	0-3-.000	2-2-1.000	1-3-4	2	2	0	0	1	10		
F1	* at South Carolina													
F8	* at Missouri													
F11	* GEORGIA													
F15	* ARKANSAS													
F18	* at Mississippi State													
F22	* TENNESSEE													
F26	* VANDERBILT													
M1	* at Florida													
M4	* AUBURN													
M8	* at LSU													

CAREER STATISTICS - ALL GAMES																	
	GP-GS	Min	Avg	FG-A	Pct	3FG-A	Pct	FT-A	Pct	O-D-Tot	Avg	PF	FO	A	TO	Blk	Stl
2021-22	38-17	497	13.1	48-136	.353	7-29	.241	32-54	.593	21-48-69	1.8	43	1	28	24	11	18
2022-23	20-0	276	13.8	36-84	.429	5-13	.385	27-36	.750	3-25-28	1.4	29	1	19	26	3	7
2023-24	35-8	516	14.7	87-212	.410	21-52	.404	49-85	.576	12-38-50	1.4	61	3	26	30	19	6
2024-25	21-5	376	17.9	54-147	.367	8-27	.296	43-61	.705	10-33-43	2.0	42	1	27	26	7	6
TOTAL	114-30	1663	14.6	225-579	.389	41-121	.339	151-236	.640	46-144-190	1.7	175	6	100	106	27	50

- Averaged 16.5 points and hit 54.5% of his 3-point tries while starting the final eight games of the season
- The Aggies averaged 86.4 points with Obaseki in the starting lineup, compared to 73.0 in the first 28 games of the season

2023-24 (Junior)
For the full season, Obaseki averaged 7.0 points, 1.4 rebounds while connecting on team-best 41.0% of his 3-point tries... In the Aggies' crucial road victory over Ole Miss in the regular season finale (3/9), Obaseki lit up the Rebels for a career-high 25 points as he connected on 9-of-14 FGA and 4-of-5 3FGA ... Chipped in 22 points in the Aggies' first-round NCAA victory over Nebraska (3/22) as he hit 8-of-17 shots, including a trio of treys ... Came off the bench to spark the Aggies with a then-career high 21 points against Memphis (12/10)

2022-23 (Sophomore)
Averaged 5.2 points per game to rank as the Aggies' top scoring option off the bench ... Provided instant offense as his 5.2 points average ranked No. 2 in the SEC among bench players that played less than 15 minutes per game ... Saw action in 20 games, all as a reserve, as he missed 15 games due to a broken bone in his hand suffered in the SEC opener against Florida (1/4) ... Connected on 38.5 percent of his 3-point attempts ... Had a season-high 14 points on the road against Memphis (12/17) ...

2021-22 (Freshman)
Played in 38 games with 17 starts ... Averaged 3.6 points and 1.8 rebounds ... Registered season highs in points (19) and rebounds (9) in the win over Northwestern State (12/21) ...

High School
Ranked as a four-star prospect in the 247Sports Composite ... Tabbed as the No. 33 player nationally and No. 6 shooting guard ... Ranked as the No. 3 player in the state of Texas ... Earned a spot on the TAPPS 6A All-State First Team in 2021 ... Helped lead John Paul II to a state semi-final appearance and scored 19 points with four rebounds, three assists, two steals and a block ... An all-state selection and District 9-6A MVP in 2020 after averaging 12.1 points, 4.4 rebounds and 3.1 assists at Allen High School.

— NUMERICAL / ALPHABETICAL ROSTER —

TEXAS A&M BASKETBALL

NUMERICAL

#	Player	Pos.	Ht.	Wt.	Cl.-Exp.	Hometown / High School / Previous School
0	Jace Carter	G	6'-6"	225	Sr.-1L	Titusville, Fla. / Astronaut / Illinois-Chicago
1	Zhuric Phelps	G	6'-4"	190	Sr.-TR	Midland, Texas / Duncanville / SMU
2	Hayden Hefner	G	6'-6"	190	Gr.-4L	Nederland, Texas / Nederland
4	Wade Taylor IV	G	6'-0"	180	Gr.-3L	Dallas, Texas / Lancaster
5	George Turkson Jr.	G/F	6'-7"	220	Fr.-HS	Lowell, Mass. / Bradford Christian Academy
7	Andre Mills	G	6'-4"	205	Fr.-HS	Boston, Mass. / Brimmer and May School
9	Solomon Washington	F	6'-7"	220	Jr.-2L	New Orleans, La. / Carver
10	CJ Wilcher	G	6'-5"	210	Gr.-TR	Plainfield, N.J. / Roselle Catholic / Nebraska
11	Andersson Garcia	F	6'-7"	220	Sr.-2L	Moca, Dominican Republic / Hamilton Heights (Tenn.) / Mississippi State
14	Chris McDermott	F	6'-7"	225	Fr.-HS	Houston, Texas / Booker T. Washington
15	Henry Coleman III	F	6'-8"	250	Gr.-3L	Richmond, Va. / Trinity Episcopal School / Duke
18	Janusz Ratowski	F	6'-11"	225	Fr.-HS	Chotomow, Poland
21	Pharrel Payne	F/C	6'-9"	250	Jr.-TR	Cottage Grove, Minn. / Park / Minnesota
24	Jaelyn Lee	G/F	6'-8"	200	rSo.-1L	Paris, Texas / Paris
35	Manny Obaseki	G	6'-4"	200	Sr.-3L	Allen, Texas / John Paul II

ALPHABETICAL

#	Player	Pos.	Ht.	Wt.	Cl.-Exp.	Hometown / High School / Previous School
0	Jace Carter	G	6'-6"	225	Sr.-1L	Titusville, Fla. / Astronaut / Illinois-Chicago
15	Henry Coleman III	F	6'-8"	250	Gr.-3L	Richmond, Va. / Trinity Episcopal School / Duke
11	Andersson Garcia	F	6'-7"	220	Sr.-2L	Moca, Dominican Republic / Hamilton Heights (Tenn.) / Mississippi State
2	Hayden Hefner	G	6'-6"	190	Gr.-4L	Nederland, Texas / Nederland
24	Jaelyn Lee	G/F	6'-8"	200	rSo.-1L	Paris, Texas / Paris
14	Chris McDermott	F	6'-7"	225	Fr.-HS	Houston, Texas / Booker T. Washington
7	Andre Mills	G	6'-4"	205	Fr.-HS	Boston, Mass. / Brimmer and May School
35	Manny Obaseki	G	6'-4"	200	Sr.-3L	Allen, Texas / John Paul II
21	Pharrel Payne	F/C	6'-9"	250	Jr.-TR	Cottage Grove, Minn. / Park / Minnesota
1	Zhuric Phelps	G	6'-4"	190	Sr.-TR	Midland, Texas / Duncanville / SMU
18	Janusz Ratowski	F	6'-11"	225	Fr.-HS	Chotomow, Poland
4	Wade Taylor IV	G	6'-0"	180	Gr.-3L	Dallas, Texas / Lancaster
5	George Turkson Jr.	G/F	6'-7"	220	Fr.-HS	Lowell, Mass. / Bradford Christian Academy
9	Solomon Washington	F	6'-7"	220	Jr.-2L	New Orleans, La. / Carver
10	CJ Wilcher	G	6'-5"	210	Gr.-TR	Plainfield, N.J. / Roselle Catholic / Nebraska

COACHING STAFF

Head Coach: Buzz Williams (6th season | Oklahoma City '94)

Assoc. Head Coach: Devin Johnson (6th season | UNO '08)

Assistant Coaches: Lyle Wolf (6th season | Transylvania '10), Steve Roccaforte (4th season | Lamar '89), Vince Walden (6th season | Longwood '01)

Special Asst to HC: Dale Layer (6th season | Eckerd College '80)

Head Strength & Conditioning Coach: Steve Gephardt (5th season | Arizona St. '04)

Dir. of Scouting: TJ Ryan (6th season | Franklin College '18)

Dir. of Player Relations: Antonio McKenzie (7th season | UNT '04)

Dir. of Creative: Josh Chambers (6th season | Virginia Tech '14)

Dir. of Operations: Grant Hendrix (1st season | Auburn '17)

Sr. Assoc. Athletic Trainer: Eddie Benion (6th season | Missouri '95)

Administrative Coordinator: Landry Moffett (3rd season | Texas A&M '22)

Program Aide: Wabissa Bede (3rd season | Virginia Tech '20)

Graduate Assistants: Shane Sinon (1st season | Liberty '22), Jelani Spain (5th season | Texas A&M '24)

PRONUNCIATION GUIDE

Manny OBASEKI oh-BASS (as in the fish)-uh-key

PHARRELL Payne FAH-rell

ZHURIC Phelps ZER (as in her)-ick

JANUSZ RATOWSKI jah-NEWS rah-TOW (as in how)-ski

CJ WILCHER WILL-cher (as in her)



— RADIO-TV ROSTER —

TEXAS A&M BASKETBALL



**JACE
CARTER**

G | 6'-6" | 225 | SR.-1L
TITUSVILLE, FLA.

0



**ZHURIC
PHELPS**

G | 6'-4" | 190 | SR.-TR
MIDLAND, TEXAS

1



**HAYDEN
HEFNER**

G | 6'-6" | 190 | GR.-4L
NEDERLAND, TEXAS

2



**WADE
TAYLOR IV**

G | 6'-0" | 180 | SR.-3L
DALLAS, TEXAS

4



**GEORGE
TURKSON JR.**

G/F | 6'-7" | 220 | FR.-HS
LOWELL, MASS.

5



**ANDRE
MILLS**

G | 6'-4" | 205 | FR.-HS
BOSTON, MASS.

7



**SOLOMON
WASHINGTON**

F | 6'-7" | 220 | JR.-2L
NEW ORLEANS, LA.

9



**CJ
WILCHER**

F | 6'-5" | 210 | GR.-TR
PLAINFIELD, N.J.

10



**ANDERSSON
GARCIA**

F | 6'-7" | 220 | SR.-2L
MOCA, DOMINICAN REPUBLIC

11



**CHRIS
McDERMOTT**

F | 6'-7" | 225 | FR.-HS
HOUSTON, TEXAS

14



**HENRY
COLEMAN III**

F | 6'-8" | 250 | GR.-3L
RICHMOND, VA.

15



**JANUSZ
RATOWSKI**

F | 6'-11" | 225 | FR.-HS
CHOTOMOW, POLAND

18



**PHARREL
PAYNE**

F/C | 6'-9" | 250 | JR.-TR
COTTAGE GROVE, MINN.

21



**JAELYN
LEE**

G | 6'-8" | 200 | RSO.-1L
PARIS, TEXAS

24



**MANNY
OBASEKI**

G | 6'-4" | 195 | SR.-3L
ALLEN, TEXAS

35

PRONUNCIATION GUIDE

Manny OBASEKI	OH-BASS (AS IN THE FISH)-UH-KEY
PHARRELL Payne	FAH-RELL
ZHURIC Phelps	ZER (AS IN HER)-ICK
JANUSZ RATOWSKI	JAH-NEWS RAH-TOW (AS IN HOW)-SKI
CJ WILCHER	WILL-CHER (AS IN HER)

