



CRIMSON TIDE

BASKETBALL

24 NCAA Appearances » 17 Combined SEC Titles » 2nd in SEC History in Total League Wins » 2nd in SEC History in Winning Percentage

GAME 15 5/5 ALABAMA AT SOUTH CAROLINA

JANUARY 8, 2025 / 6 P.M. CT / COLUMBIA, S.C.

COLONIAL LIFE ARENA (18,000)

TV: SEC NETWORK

(Play-By-Play: Dave Neal, Analyst: Ron Slay)

RADIO: CRIMSON TIDE SPORTS NETWORK | SIRIUS/XM 134/201

(Play-By-Play: Chris Stewart, Analyst: Bryan Passink)

CRIMSON TIDE

2024-25 Record 12-2
2024-25 SEC Record 1-0
Leading Scorer Mark Sears (18.0)
Leading Rebounder Grant Nelson (8.2)
Leader in Assists Mark Sears (4.1)
Head Coach Nate Oats
Record at Alabama (Years) .. 129-56 (6th)
Career Record (Years) 225-99 (10th)

GAMECOCKS

2024-25 Record 10-4
2024-25 SEC Record 0-1
Leading Scorer ... Collin Murray-Boyles (15.8)
Leading Rebounder ... Collin Murray-Boyles (9.4)
Leader in Assists ... Jamarii Thomas (3.5)
Head Coach Lamont Paris
Record at South Carolina (Years) ... 47-33 (3rd)
Career Record (Years) 134-105 (8th)

NUGGETS YOU NEED TO KNOW

- Mark Sears became the fifth player in program history with 1,500 points and 200 three-pointers in their Alabama career
- Labaron Philon is the only the freshman in the Southeastern Conference this season to be named SEC Freshman of the Week three times
- Since the start of last season Alabama has scored 100 points or more in 14 games, which ranks No. 1 throughout Division I
- Since Nate Oats arrived to Tuscaloosa in 2019-20, Alabama is tied with Kentucky for a league-best 63 wins during SEC play
- Since 2004, Sears is the 36th player in Division I history to have 58 career games scoring 20 points or more and currently the only active player in Division I
- Sears is the only player in the SEC this season to have at least 20 points and 10 assists (vs. Oklahoma) in a single game
- Sears is the only player in the SEC to rank in the top-four in both scoring (No. 4, 18.3 ppg) and assists (No. 4, 4.4 apg)
- The Crimson Tide are the only team in the SEC with two players rank in the top-10 in assists in Sears (No. 4, 4.4 apg) and Philon (No. 10, 4.0 apg)
- Since the 2020-2021 season, Alabama has made 15 three-pointers in 22 contests, which ranks first in Division I
- Alabama has won four straight AP Top-25 matchups for the first time since the 2017-18 season (won five straight)
- Coach Oats has 22 AP Top-25 wins during his tenure at UA, which ranks second all-time in the program's history tied with Mark Gottfried and behind Wimp Sanderson (25 wins)
- Alabama has scored 100 points or more in 93 games in program history, with Coach Oats' teams accounting for 27 percent of that number (25 games)
- Coach Oats' 117 wins across his first five seasons at Alabama stands as the most wins in a five-year span in program history

2024-25 SCHEDULE

Opponent TV Time (CT)

NOVEMBER

4	UNC Asheville	ESPNU	W, 110-54
8	Arkansas State	SEC Network+	W, 88-79
11	McNeese	SEC Network	W, 72-64
15	at 13/12 Purdue	Peacock	L, 78-87
20	vs. 25/20 Illinois ¹	SEC Network	W, 100-87
26	vs. 6/7 Houston ²	TBS	W, 85-80 (OT)
27	vs. NR/RV Rutgers ²	TBS	W, 95-90
30	vs. RV/RV Oregon ²	TNT	L, 81-83

DECEMBER

4	at No. 20/22 North Carolina ³	ESPN	W, 94-79
14	RV/RV Creighton	SEC Network	W, 83-75
18	at North Dakota	CBS Sports Network	W, 97-90
22	Kent State	SEC Network	W, 81-54
29	South Dakota State	SEC Network+	W, 105-82

JANUARY

4	No. 12/10 Oklahoma*	SEC Network	W, 107-79
8	at South Carolina*	SEC Network	6 p.m.
11	at No. 10/9 Texas A&M*	ESPN	7 p.m.
14	Ole Miss*	ESPN2/ESPNU	6 p.m.
18	at Kentucky*	ESPN	11 a.m.
21	Vanderbilt*	SEC Network	6 p.m.
25	LSU*	SEC Network	7:30 p.m.
29	at Mississippi State*	SEC Network	8 p.m.

FEBRUARY

1	Georgia*	ESPN/ESPN2	11/1/3 p.m.
8	at Arkansas*	ESPN	7 p.m.
11	at Texas*	ESPN/ESPN2	8 p.m.
15	Auburn*	ESPN/ESPN2	3 p.m.
19	at Missouri*	SEC Network	8 p.m.
22	Kentucky*	ESPN	5 p.m.
25	Mississippi State*	ESPN2/ESPNU	8 p.m.

MARCH

1	at Tennessee*	ABC/ESPN	12/3 p.m.
5	Florida*	ESPN2/ESPNU	6 p.m.
8	at Auburn*	ESPN	1 p.m.
12-16	at SEC Tournament ⁴	TBD	TBD

1 C.M. Newton Classic (Birmingham, Ala.)

2 Player's Era Festival (Las Vegas, Nev.)

3 ACC/SEC Challenge

4 SEC Tournament (Nashville, Tenn.)

* Southeastern Conference game

BOLD indicates home game

ALABAMA CRIMSON TIDE BROADCAST NOTES

1,500 POINTS: On Jan. 4 vs. Oklahoma, Mark Sears became the 18th player in program history to score 1,500 career points. Sears currently ranks first in Division I among active players with 2,407 points throughout his collegiate career


CHALLENGING SCHEDULE: The Tide faces 14 opponents that are ranked in the AP Top 25 poll including nine ranked in the top-15

FRESHMAN SENSATION: Labaron joins Dylan Harper (Rutgers) as the only two freshmen in Division I to record at least 21 points, 6 assists and 5 in a single game this season

AP TOP-25 WINS: Alabama is 22-26 under Oats in AP Top-25 matchups and 9-3 in home games

	O LABARON PHILON FR. / G / 6-4 / 177 / MOBILE, ALA. (LINK ACADEMY)						LAST GAME: 16 points, 4 rebounds, 5 assists and 2 steals NOTES: Ranked as the No. 30 overall recruit by ESPN... Ranked as the No. 5 point guard in the 2024 class by On3... Originally from Mobile, Ala., Philon was named Mr. Basketball while at Barker High School... Scored 2,334 points in his three seasons at Barker... Finished his high school career at Link Academy in Missouri.	SEASON HIGHS Pts: 21, 12/29/24 vs. South Dakota St. Rebs: 7, 2x, last 11/30/24 vs. Oregon Asts: 9, 2x, last 11/20/24 vs. Illinois Steals: 3, 2x, last 12/4/24 at North Carolina
	PPG	RPG	APG	SPG	FG%	3FG%		
	24-25	12.6	3.8	4.0	1.4	53.5	28.3	
	1 MARK SEARS GR. / G / 6-1 / 190 / MUSCLE SHOALS, ALA. (OHIO)						LAST GAME: 22 points, 10 assists, 4 rebounds and 3 steals NOTES: Finalist for the Wooden Award and Bob Cousy Award... AP All-America 2nd Team... Two-time All-SEC selection... Set single-season program records for points scored (797) and free-throws made (198)... Averaged 21.5 points, 4.2 rebounds, 4.0 assists and 1.6 steals per game last season... Ranked No. 11 in Division I in points per game.	SEASON HIGHS Pts: 27, 12/14/24 vs. Creighton Rebs: 6, 12/14/24 vs. Creighton Asts: 10, 1/4/25 vs. Oklahoma Steals: 3, 2x, last 1/4/25 vs. Oklahoma
	PPG	RPG	APG	SPG	FG%	3FG%		
	24-25	18.3	3.1	4.4	1.3	40.5	33.3	
	2 ADEN HOLLOWAY SO. / G / 6-1 / 180 / CHARLOTTE, N.C. (AUBURN)						LAST GAME: 10 points, 1 rebound and 1 assist NOTES: 2024 SEC All-Freshman Team selection... Played in all 35 games including 26 starts... Averaged 7.3 points, 1.5 rebounds and 2.7 assists per game... Made 52 three-pointers in his freshman season... 2023 McDonald's High School All-American and five star prospect... Ranked as the No. 21 overall in the Class of 2023 by ESPN.	SEASON HIGHS Pts: 26, 12/29/24 vs. South Dakota St. Rebs: 4, 11/4/24 vs. UNC Asheville Asts: 5, 11/30/24 vs. Oregon Steals: 3, 12/22/24 vs. Kent State
	PPG	RPG	APG	SPG	FG%	3FG%		
	24-25	10.4	1.6	1.8	0.6	43.6	38.1	
	4 GRANT NELSON GR. / F / 6-11 / 230 / DEVILS LAKE, N.D. (NORTH DAKOTA STATE)						LAST GAME: 12 points, 11 rebounds, 2 assists and 2 blocks NOTES: 2024 NCAA West Region All-Tournament Team... Played and started in all 37 games... Averaged 11.9 points, 5.9 rebounds, 1.5 assists and 1.6 blocks per game... Ranked No. 4 in blocks (60) and No. 15 (217) in rebounds in the SEC... Scored double-figures in 22 games... Posted four double-doubles last season including two during the NCAA tournament.	SEASON HIGHS Pts: 23, 2x, last 12/18/24 at North Dakota Rebs: 14, 12/22/24 vs. Kent State Asts: 6, 11/30/24 vs. Oregon Blocks: 4, 11/20/24 vs. Illinois
	PPG	RPG	APG	BPG	FG%	3FG%		
	24-25	13.1	8.8	1.9	1.3	55.9	28.6	
	8 CHRIS YOUNGBLOOD GR. / G / 6-4 / 223 / TUSCALOOSA, ALA. (SOUTH FLORIDA)						LAST GAME: 9 points, 8 rebounds, 2 assists, 2 steals and 1 block NOTES: Scored 1,732 career points throughout his collegiate career... Named AAC Co-Player of the Year... First Team All-AAC... Led South Florida to its first-ever regular season conference title... Scored double figures in 27 games last season... 2023 Lou Henson Award finalist... 2023 First Team All-ASUN selection in his final season with Kennesaw State.	SEASON HIGHS Pts: 10, 12/18/24 at North Dakota Rebs: 8, 1/4/25 vs. Oklahoma Asts: 2, 1/4/25 vs. Oklahoma Steals: 2, 3x, last 1/4/25 vs. Oklahoma
	PPG	RPG	APG	SPG	FG%	3FG%		
	24-25	7.4	2.8	1.2	1.2	32.4	24.1	
	10 MOUHAMED DIOUBATE SO. / F / 6-7 / 215 / QUEENS, N.Y. (PUTNAM SCIENCE ACADEMY)						LAST GAME: 9 minutes and 4 points NOTES: Appeared in 33 games last season... Averaged 2.9 points, 2.4 rebounds, 0.4 assists and 0.5 blocks per game in his freshman season... Scored double-figures in two games... A four-star prospect, rated as the No. 18 power forward in the 2023 class by 247 Sports and the No. 74 player in the 2023 class by Rivals.	SEASON HIGHS Pts: 11, 11/4/24 vs. UNC Asheville Rebs: 16, 11/26/24 vs. Houston Asts: 2, 2x, last 11/30/24 vs. Oregon Steals: 3, 2x, last 12/29/24 vs. South Dakota St.
	PPG	RPG	APG	SPG	FG%	3FG%		
	24-25	4.7	5.4	0.9	0.9	47.7	27.3	
	11 CLIFFORD OMORUYI GR. / C / 6-11 / 250 / BENIN CITY, NIGERIA (RUTGERS)						LAST GAME: 10 points, 7 rebounds and 1 block NOTES: Scored 1,251 points throughout his career at Rutgers... First Team All-Big Ten Defensive Team honoree in his last two seasons... Recorded 93 blocks last season... Two-time Honorable Mention All-Big Ten selection... 2023 Kareem Abdul-Jabbar Award finalist... Led Rutgers in scoring, rebounding and blocked shots in his junior season.	SEASON HIGHS Pts: 16, 11/4/24 vs. UNC Asheville Rebs: 12, 12/22/24 vs. Kent State Asts: 2, 3x, last 12/4/24 at North Carolina Blocks: 4, 11/15/24 at Purdue
	PPG	RPG	APG	BPG	SPG	FG%		
	24-25	7.2	6.2	0.7	1.2	0.1	73.6	
	15 JARIN STEVENSON SO. / F / 6-11 / 215 / CHAPEL HILL, N.C. (SEAFORTH HS)						LAST GAME: 9 points, 2 rebounds and 2 blocks NOTES: Played in all 37 games including five starts during SEC play... Scored double-figures in six games... career-best 19 points and 5 threes in Elite 8 win over Clemson... 2023 North Carolina Gatorade Player of the Year... Ranked as a five-star and the No. 1 power forward in the 2024 class according to ESPN before deciding to reclassify.	SEASON HIGHS Pts: 11, 11/30/24 vs. Oregon Rebs: 7, 11/4/24 vs. UNC Asheville Asts: 5, 11/30/24 vs. Oregon Steals: 2, 11/11/24 vs. McNeese
	PPG	RPG	APG	BPG	FG%	3FG%		
	24-25	4.7	3.3	0.9	0.6	35.0	20.9	
	22 AIDEN SHERRELL FR. / F / 6-10 / 240 / DETROIT, MICH. (PROLIFIC PREP)						LAST GAME: 4 points and 4 rebounds NOTES: 2024 McDonald's All-American along with fellow freshman Derrion Reid... Ranked as the No. 4 center and No. 21 overall recruit by ESPN in the 2024 class... Averaged 18.8 points and 9.3 rebounds per game in the Overtime Elite League... Averaged 13.0 points and 5.2 rebounds on the Nike EYBL Circuit with Vegas Elite.	SEASON HIGHS Pts: 6, 2x, last 2/29/24 vs. South Dakota St. Rebs: 9, 11/4/24 vs. UNC Asheville Asts: 1, 2x, last 11/9/24 vs. Arkansas St. Blocks: 1, 3x, last 12/22/24 vs. Kent State
	PPG	RPG	APG	BPG	FG%	3FG%		
	24-25	2.2	2.9	0.3	0.2	31.4	15.8	
	35 DERRION REID FR. / F / 6-8 / 220 / GROVETOWN, GA. (PROLIFIC PREP)						LAST GAME: 11 points and 3 rebounds NOTES: 2024 McDonald's All-American along with fellow freshman Aiden Sherrell... Ranked as the No. 11 overall recruit by ESPN and On3 in the class of 2024... Ranked as the fourth-highest rated recruit in program history... Named to the Naismith All-American Honorable Mention Team... Posted six games with 20 points or more on the EYBL circuit.	SEASON HIGHS Pts: 12, 12/14/24 vs. Creighton Rebs: 7, 12/4/24 at North Carolina Asts: 2, 3x, last 12/14/24 vs. Creighton Steals: 1, 2x, last 12/22/24 vs. Kent State
	PPG	RPG	APG	BPG	FG%	3FG%		
	24-25	7.8	3.6	0.8	0.4	46.3	28.6	
	95 HOUSTON MALLETTE SR. / G / 6-5 / 200 / ALAMEDA, CALIF. (PEPPERDINE)						LAST GAME: 2 minutes NOTES: A two-time All-WCC selection... A 2024 All-WCC Honorable Mention selection... Scored 1,295 points in three seasons at Pepperdine... Scored double-figures in 61 games... Ranked No. 5 in the WCC in scoring (14.7 ppg) in his final season at Pepperdine... Made his Alabama debut on Dec. 4 at North Carolina.	SEASON HIGHS Pts: 6, 12/4/24 at North Carolina Rebs: 3, 12/4/24 at North Carolina Asts: N/A Steals: 2, 12/4/24 at North Carolina
	PPG	RPG	APG	SPG	FG%	3FG%		
	24-25	3.8	2.4	0.2	0.6	58.3	50.0	
	95 HOUSTON MALLETTE SR. / G / 6-5 / 200 / ALAMEDA, CALIF. (PEPPERDINE)						LAST GAME: 2 minutes NOTES: A two-time All-WCC selection... A 2024 All-WCC Honorable Mention selection... Scored 1,295 points in three seasons at Pepperdine... Scored double-figures in 61 games... Ranked No. 5 in the WCC in scoring (14.7 ppg) in his final season at Pepperdine... Made his Alabama debut on Dec. 4 at North Carolina.	SEASON HIGHS Pts: 6, 12/4/24 at North Carolina Rebs: 3, 12/4/24 at North Carolina Asts: N/A Steals: 2, 12/4/24 at North Carolina
	PPG	RPG	APG	SPG	FG%	3FG%		
	24-25	3.8	2.4	0.2	0.6	58.3	50.0	
	95 HOUSTON MALLETTE SR. / G / 6-5 / 200 / ALAMEDA, CALIF. (PEPPERDINE)						LAST GAME: 2 minutes NOTES: A two-time All-WCC selection... A 2024 All-WCC Honorable Mention selection... Scored 1,295 points in three seasons at Pepperdine... Scored double-figures in 61 games... Ranked No. 5 in the WCC in scoring (14.7 ppg) in his final season at Pepperdine... Made his Alabama debut on Dec. 4 at North Carolina.	SEASON HIGHS Pts: 6, 12/4/24 at North Carolina Rebs: 3, 12/4/24 at North Carolina Asts: N/A Steals: 2, 12/4/24 at North Carolina
	PPG	RPG	APG	SPG	FG%	3FG%		
	24-25	3.8	2.4	0.2	0.6	58.3	50.0	
	95 HOUSTON MALLETTE SR. / G / 6-5 / 200 / ALAMEDA, CALIF. (PEPPERDINE)						LAST GAME: 2 minutes NOTES: A two-time All-WCC selection... A 2024 All-WCC Honorable Mention selection... Scored 1,295 points in three seasons at Pepperdine... Scored double-figures in 61 games... Ranked No. 5 in the WCC in scoring (14.7 ppg) in his final season at Pepperdine... Made his Alabama debut on Dec. 4 at North Carolina.	SEASON HIGHS Pts: 6, 12/4/24 at North Carolina Rebs: 3, 12/4/24 at North Carolina Asts: N/A Steals: 2, 12/4/24 at North Carolina
	PPG	RPG	APG	SPG	FG%	3FG%		
	24-25	3.8	2.4	0.2	0.6	58.3	50.0	
	95 HOUSTON MALLETTE SR. / G / 6-5 / 200 / ALAMEDA, CALIF. (PEPPERDINE)						LAST GAME: 2 minutes NOTES: A two-time All-WCC selection... A 2024 All-WCC Honorable Mention selection... Scored 1,295 points in three seasons at Pepperdine... Scored double-figures in 61 games... Ranked No. 5 in the WCC in scoring (14.7 ppg) in his final season at Pepperdine... Made his Alabama debut on Dec. 4 at North Carolina.	SEASON HIGHS Pts: 6, 12/4/24 at North Carolina Rebs: 3, 12/4/24 at North Carolina Asts: N/A Steals: 2, 12/4/24 at North Carolina
	PPG	RPG	APG	SPG	FG%	3FG%		
	24-25	3.8	2.4	0.2	0.6	58.3	50.0	
	95 HOUSTON MALLETTE SR. / G / 6-5 / 200 / ALAMEDA, CALIF. (PEPPERDINE)						LAST GAME: 2 minutes NOTES: A two-time All-WCC selection... A 2024 All-WCC Honorable Mention selection... Scored 1,295 points in three seasons at Pepperdine... Scored double-figures in 61 games... Ranked No. 5 in the WCC in scoring (14.7 ppg) in his final season at Pepperdine... Made his Alabama debut on Dec. 4 at North Carolina.	SEASON HIGHS Pts: 6, 12/4/24 at North Carolina Rebs: 3, 12/4/24 at North Carolina Asts: N/A Steals: 2, 12/4/24 at North Carolina
	PPG	RPG	APG	SPG	FG%	3FG%		
	24-25	3.8	2.4	0.2	0.6	58.3	50.0	
	95 HOUSTON MALLETTE SR. / G / 6-5 / 200 / ALAMEDA, CALIF. (PEPPERDINE)						LAST GAME: 2 minutes NOTES: A two-time All-WCC selection... A 2024 All-WCC Honorable Mention selection... Scored 1,295 points in three seasons at Pepperdine... Scored double-figures in 61 games... Ranked No. 5 in the WCC in scoring (14.7 ppg) in his final season at Pepperdine... Made his Alabama debut on Dec. 4 at North Carolina.	SEASON HIGHS Pts: 6, 12/4/24 at North Carolina Rebs: 3, 12/4/24 at North Carolina Asts: N/A Steals: 2, 12/4/24 at North Carolina
	PPG	RPG	APG	SPG	FG%	3FG%		
	24-25	3.8	2.4	0.2	0.6	58.3	50.0	
	95 HOUSTON MALLETTE SR. / G / 6-5 / 200 / ALAMEDA, CALIF. (PEPPERDINE)						LAST GAME: 2 minutes NOTES: A two-time All-WCC selection... A 2024 All-WCC Honorable Mention selection... Scored 1,295 points in three seasons at Pepperdine... Scored double-figures in 61 games... Ranked No. 5 in the WCC in scoring (14.7 ppg) in his final season at Pepperdine... Made his Alabama debut on Dec. 4 at North Carolina.	SEASON HIGHS Pts: 6, 12/4/24 at North Carolina Rebs: 3, 12/4/24 at North Carolina Asts: N/A Steals: 2, 12/4/24 at North Carolina
	PPG	RPG	APG	SPG	FG%	3FG%		
	24-25	3.8	2.4	0.2	0.6	58.3	50.0	
	95 HOUSTON MALLETTE SR. / G / 6-5 / 200 / ALAMEDA, CALIF. (PEPPERDINE)						LAST GAME: 2 minutes NOTES: A two-time All-WCC selection... A 2024 All-WCC Honorable Mention selection... Scored 1,295 points in three seasons at Pepperdine... Scored double-figures in 61 games... Ranked No. 5 in the WCC in scoring (14.7 ppg) in his final season at Pepperdine... Made his Alabama debut on Dec. 4 at North Carolina.	SEASON HIGHS Pts: 6, 12/4/24 at North Carolina Rebs: 3, 12/4/24 at North Carolina Asts: N/A Steals: 2, 12/4/24 at North Carolina
	PPG	RPG	APG	SPG	FG%	3FG%		
	24-25	3.8	2.4	0.2	0.6	58.3	50.0	
	95 HOUSTON MALLETTE SR. / G / 6-5 / 200 / ALAMEDA, CALIF. (PEPPERDINE)						LAST GAME: 2 minutes NOTES: A two-time All-WCC selection... A 2024 All-WCC Honorable Mention selection... Scored 1,295 points in three seasons at Pepperdine... Scored double-figures in 61 games... Ranked No. 5 in the WCC in scoring (14.7 ppg) in his final season at Pepperdine... Made his Alabama debut on Dec. 4 at North Carolina.	SEASON HIGHS Pts: 6, 12/4/24 at North Carolina Rebs: 3, 12/4/24 at North Carolina Asts: N/A Steals: 2, 12/4/24 at North Carolina
	PPG	RPG	APG	SPG	FG%	3FG%		
	24-25	3.8	2.4	0.2	0.6	58.3	50.0	
	95 HOUSTON MALLETTE SR. / G / 6-5 / 200 / ALAMEDA, CALIF. (PEPPERDINE)						LAST GAME: 2 minutes NOTES: A two-time All-WCC selection... A 2024 All-WCC Honorable Mention selection... Scored 1,295 points in three seasons at Pepperdine... Scored double-figures in 61 games... Ranked No. 5 in the WCC in scoring (14.7 ppg) in his final season at Pepperdine... Made his Alabama debut on Dec. 4 at North Carolina.	SEASON HIGHS Pts: 6, 12/4/24 at North Carolina Rebs: 3, 12/4/24 at North Carolina Asts: N/A Steals: 2, 12/4/24 at North Carolina
	PPG	RPG	APG	SPG	FG%	3FG%		
	24-25	3.8	2.4	0.2	0.6	58.3	50.0	
	95 HOUSTON MALLETTE SR. / G / 6-5 / 200 / ALAMEDA, CALIF. (PEPPERDINE)						LAST GAME: 2 minutes NOTES: A two-time All-WCC selection... A 2024 All-WCC Honorable Mention selection... Scored 1,295 points in three seasons at Pepperdine... Scored double-figures in 61 games... Ranked No. 5 in the WCC in scoring (14.7 ppg) in his final season at Pepperdine... Made his Alabama debut on Dec. 4 at North Carolina.	SEASON HIGHS Pts: 6, 12/4/24 at North Carolina Rebs: 3, 12/4/24 at North Carolina Asts: N/A Steals: 2, 12/4/24 at North Carolina
	PPG	RPG	APG	SPG	FG%	3FG%		
	24-25	3.8	2.4	0.2	0.6	58.3	50.0	
	95 HOUSTON MALLETTE SR. / G / 6-5 / 200 / ALAMEDA, CALIF. (PEPPERDINE)						LAST GAME: 2 minutes NOTES: A two-time All-WCC selection... A 2024 All-WCC Honorable Mention selection... Scored 1,295 points in three seasons at Pepperdine... Scored double-figures in 61 games... Ranked No. 5 in the WCC in scoring (14.7 ppg) in his final season at Pepperdine... Made his Alabama debut on Dec. 4 at North Carolina.	SEASON HIGHS Pts: 6, 12/4/24 at North Carolina Rebs: 3, 12/4/24 at North Carolina Asts: N/A Steals: 2, 12/4/24 at North Carolina

LAST TIME OUT: NO. 5/6 ALABAMA 107, NO. 12/10 OKLAHOMA 79 - GAME 14 - JAN. 4, 2025

		Official Basketball Box Score - Final Oklahoma at Alabama 01/04/25 Coleman Coliseum, Tuscaloosa 2024-25 Men's Basketball										Game Time: 5:00 PM Game Duration: 2:22 Attendance: 13,474	
Oklahoma - 79		Record: 13-1 (0-1)										Officials: Terry Oglesby, Rob Rourke, Josue Nieves	
NO.	Name	Min	FG	3P	FT	Rebounds	Fouls	TP	AS	TO	ST	Blocks	+
			M-A	M-A	M-A	OR DR TOT	PF FD					BS BA	-/-
10	Sam Godwin	F 21:21	7-10	0-0	1-2	4 1 5	3 1	15	0	1	3	0 1	-10
14	Jalon Moore	F 29:27	9-14	2-2	0-0	2 5 7	2 2	20	0	2	0	0 2	-25
0	Jeremiah Fears	G 26:20	5-15	1-5	5-8	0 5 5	3 3	16	3	3	2	1 2	-20
1	Kobe Elvis	G 31:49	6-14	1-7	0-1	0 1 1	1 4	13	5	2	1	0 1	-25
15	Duke Miles	G 29:01	3-8	0-2	4-5	0 2 2	5 4	10	2	1	0	0 0	-11
35	Glenn Taylor Jr.	18:08	0-0	0-0	0-0	0 2 2	2 1	0	0	0	0	1 0	-23
45	Luke Northweather	13:19	0-1	0-1	0-0	0 0 0	3 0	0	0	0	0	0 0	-12
2	Brycen Goodine	20:21	1-3	1-2	0-0	0 1 1	3 1	3	0	1	1	1 0	-11
5	Mohamed Wague	05:07	1-1	0-0	0-0	1 0 1	1 0	2	0	1	0	1 0	2
7	Dayton Forsythe	03:16	0-1	0-0	0-0	0 0 0	0 0	0	0	0	0	0 0	-3
24	Jacobi Fredson-Cole	01:51	0-0	0-0	0-0	0 0 0	0 0	0	0	0	0	0 0	-2
Team						1 1 2		0					
Totals			32-67	5-19	10-16	8 18 26	23 16	79	10	11	7	4 6	-28
Technical Fouls: NONE													
Alabama - 107		Record: 12-2 (1-0)											
NO.	Name	Min	FG	3P	FT	Rebounds	Fouls	TP	AS	TO	ST	Blocks	+
			M-A	M-A	M-A	OR DR TOT	PF FD					BS BA	-/-
4	Grant Nelson	F 28:50	5-11	2-5	0-0	2 9 11	0 1	12	2	0	2	2 0	20
15	Jarin Stevenson	F 20:54	4-9	1-4	0-0	2 0 2	2 0	9	0	1	0	2 1	11
11	Clifford Omoruyi	C 17:29	5-5	0-0	0-0	3 4 7	0 2	10	0	0	0	1 0	17
0	Labaron Philon	G 26:23	5-10	2-5	4-6	2 2 4	2 3	16	5	0	2	0 0	24
1	Mark Sears	G 32:02	5-13	1-6	11-13	2 2 4	1 8	22	10	0	3	0 2	25
10	Mouhamed Dioubate	08:15	2-3	0-0	0-1	0 0 0	3 1	4	0	2	0	0 1	5
35	Derrion Reid	14:47	4-8	0-1	3-6	2 1 3	1 3	11	0	2	0	0 0	5
2	Aden Holloway	19:17	4-6	2-3	0-0	0 1 1	2 1	10	1	2	0	0 0	7
8	Chris Youngblood	19:53	3-9	1-5	2-2	4 4 8	4 2	9	2	0	2	1 0	17
22	Aiden Sherrell	08:32	1-2	0-0	2-2	3 1 4	1 2	4	0	1	0	0 0	5
95	Houston Mallette	01:47	0-0	0-0	0-0	0 0 0	0 0	0	0	0	0	0 0	2
45	Max Scharnowski	01:51	0-0	0-0	0-0	0 2 2	0 0	0	0	0	0	0 0	2
Team						2 3 5		0		1			
Totals			38-76	9-29	22-30	22 29 51	16 23	107	20	9	9	6 4	28
Technical Fouls: NONE													
		OKL		ALA		Points from		OKL		ALA		Period by Period Scoring	
Biggest lead		2 (1 st 19:22)		28 (2 nd 13:19)		Turnovers		7		8		1st 2nd TOT	
Best Scoring Run		6 (2 nd 12:21)		7 (1 st 17:25)		Paint		42		56			
Lead Changes		1				Second Chance		4		25		OKL 29 50 79	
Times Tied		1				Fast Breaks		16		10		ALA 48 59 107	
Time with Lead		00:16		38:09		Bench		5		38			

Shooting By Period		
1 st FG%	12-34	35.3%
3PT%	1-8	12.5%
FT%	4-7	57.1%
2 nd FG%	20-33	60.6%
3PT%	4-11	36.4%
FT%	6-9	66.7%
GM FG%	32-67	47.8%
3PT%	5-19	26.3%
FT%	10-16	62.5%
Dead Ball Rebounds: 4, 0		

Shooting By Period		
1 st FG%	18-40	45.0%
3PT%	5-15	33.3%
FT%	7-10	70%
2 nd FG%	20-36	55.6%
3PT%	4-14	28.6%
FT%	15-20	75%
GM FG%	38-76	50.0%
3PT%	9-29	31.0%
FT%	22-30	73.3%
Dead Ball Rebounds: 6, 0		

TUSCALOOSA – The No. 5/6 Alabama Men's Basketball team picked up its first win of the conference schedule with a 107-79 win over the No. 12/10 Oklahoma Sooners, Saturday night inside of a sold out Coleman Coliseum.

Mark Sears led the team in points (22) and assists (10), achieving a pair of milestones in the performance. Sears surpassed the 1500-point mark, becoming the 18th player in Crimson Tide history to do so, and reached the 300-assist mark as well.

Alabama (12-2, 1-0 SEC) had five other players in double-figures as well including Labaron Philon's 16 points, Grant Nelson (12), Derrion Reid (11), along with Aden Holloway and Clifford Omoruyi matching with 10 apiece.

Saturday's win marked the largest margin of victory over a ranked opponent under head coach Nate Oats and the largest since the 2004-05 season.

The Sooners (13-1, 0-1 SEC) were led by Jalon Moore's 20 points off 9-of-14 shooting to go with seven rebounds in 29 minutes

GAME STATS

- Mark Sears finished his night with 22 points and 10 assists, giving him over 1,500 points and 300 assists during his career at Alabama
- Sears became the 18th player in program history to surpass the 1,500-point mark
- The Crimson Tide dominated the glass all night long, grabbing 51 rebounds compared to Oklahoma's 26
- Alabama reached a new season-high for offensive rebounds as well, grabbing 22 of them
- Grant Nelson earned his fourth double-double of the season (12 points, 11

rebounds)

- Saturday marked the first time this season that two Alabama players posted double-doubles in the same game
- Alabama surpassed 100 points for the fourth time this season and 25th time in Oats' tenure
- The Crimson Tide shot 38-for-76 (50 percent) from the field, 9-for-29 (31 percent) from three and 22-for-30 (73 percent) from the free throw line
- Nate Oats' squad dominated the paint on the offensive end, scoring 56 points down low

COACH OATS POSTGAME COMMENTS

"I thought our guys were pretty locked in tonight. I thought the start was good in the first half. I thought to start the game, we were really locked in on the defensive end. Jeremiah Fears, I think, only had one point at the half; he's been their leading scorer, so I thought our guys were ready to go on him. Defensively, we were much better, then fell off a little bit in the second half when we got a lead. It's one thing we have to work on is playing with an edge when we get a lead. A lot of stuff to clean up, but a lot of positives on our first game. I think our non-conference schedule prepared us for these games and now we have to go on the road where we've been a little inconsistent. Really good first game though."

2024-25 TOP PERFORMANCES

CATEGORY	ALABAMA	OPPONENTS
Points	27 by Mark Sears vs. Creighton, 12/14/24	40 by Treysen Eaglestaff, North Dakota, 12/18/24
Field Goals Made	9, 3x, last by Aden Holloway vs. South Dakota State, 12/29/24	15 by Treysen Eaglestaff, North Dakota, 12/18/24
Field Goal Attempts	21 by Aden Holloway vs. South Dakota State, 12/29/24	30 by Treysen Eaglestaff, North Dakota, 12/18/24
3-Pointers Made	8 by Aden Holloway vs. South Dakota State, 12/29/24	8 by Treysen Eaglestaff, North Dakota, 12/18/24
3-Pointers Attempted	19 by Aden Holloway vs. South Dakota State, 12/29/24	18 by Treysen Eaglestaff, North Dakota, 12/18/24
Free-Throws Made	12 by Mark Sears vs. Houston, 11/26/24	15 by Dylan Harper, Rutgers, 11/27/24
Free-Throws Attempted	16 by Mark Sears vs. Arkansas State, 11/8/24	16 by Dylan Harper, Rutgers, 11/27/24
Rebounds	16 by Mouhamed Dioubate vs. Houston, 11/26/24	15 by Oscar Cluff, South Dakota State, 12/29/24
Assists	10 by Mark Sears vs. Oklahoma, 1/24/25	10 by Braden Smith, Purdue, 11/15/24
Steals	3, 4x, last by Mark Sears vs. Oklahoma, 1/24/25	4 by RJ Davis, North Carolina, 12/4/24
Blocks	4, 2x, last by Grant Nelson vs. Illinois, 11/20/24	8 by Joseph Tugler, Houston, 11/26/24

QUICK FACTS

Location	Tuscaloosa, Ala.
Enrollment	40,846
Founded	April 12, 1831
Conference	Southeastern (West)
Colors	Crimson and White
Nickname	Crimson Tide
President	Dr. Stuart Bell
Director of Athletics	Greg Byrne
Faculty Athletics Representative	Dr. James King
Sport Administrator	Shane Lyons
Arena	Coleman Coliseum (13,474)

Coaching Staff

Head Coach	Nate Oats
Alma Mater	Maranatha Baptist, 1998
Record at Alabama	129-56 .697 (6th Season)
Career Record	225-99 .694 (10th Season)
Assistant Coaches	Preston Murphy Ryan Pannone Brian Adams
Director of Scouting & Analytics	Adam Bauman
Director of Video Services	Ben Potts
Director of Player Development	Christian Pino
Coordinator of Scouting & Analytics	Brady Goka
Director of Basketball Operations	Josh Pierre
Strength and Conditioning	Henry Barrera
Athletic Trainer	Clarke Holter
Nutritionist	Amanda Branson
Graduate Managers	Perkins Carden, Erwin Dudley, Jonathan Jefferson, Max Thorpe, Max Wittenberg

Team Information

2023-24 Record	25-12
2023-24 SEC Record	13-5
2023 Postseason	NCAA Tournament (Final Four)
Final Rankings (AP/Coaches)	3/4
2023-24 H/A/N Record	14-2/5-5/6-5
Starters Returning/Lost	2/3
Letterwinners Returning/Lost	5/6
Newcomers (including transfers)	8

Program History

All-Time Record	1,805-1,101-1 (.620)
SEC Record	854-644 (.570)
SEC Regular Season Championships	9
SEC Tournament Record	73-55 (.575)
SEC Tournament Championships	8
NCAA Appearances	24 (27-24, .529)
Final Four Appearances	1 (0-1, .000)
NIT Appearances	16

Athletics Communications

Director (Basketball Contact)	Steven Gonzalez
Office	205-348-6084
Mobile	602-803-0521
E-mail	sgonzalez@ia.ua.edu
Fax	205-348-8841
Website	www.RollTide.com
Mailing Address	1201 Coliseum Drive - Room 170 Tuscaloosa, Ala. 35487

2024-25 NUMERICAL ROSTER

No.	Name	Pos.	Ht.	Wt.	Cl.	Major	Hometown (Previous School)
0	Labaron Philon	G	6-4	177	1st	Sport Management	Mobile, Ala. (Link Academy)
1	Mark Sears	G	6-1	190	5th	Human Environmental Sciences	Muscle Shoals, Ala. (Ohio/Hargrave Military Academy)
2	Aden Holloway%	G	6-1	180	2nd	Sport Management	Charlotte, N.C. (Auburn/Prolific Prep)
3	Latrell Wrightsell Jr.	G	6-3	190	5th	General Studies	Omaha, Neb. (Cal St. Fullerton/Omaha Central)
4	Grant Nelson	G	6-11	230	5th	Human Environmental Sciences	Devils Lake, N.D. (North Dakota St./Devils Lake)
8	Chris Youngblood#	G	6-4	223	5th	Conflict Resolution	Tuscaloosa, Ala. (USF/Kennesaw St./East Coweta)
10	Mouhamed Dioubate	F	6-7	215	2nd	Sport Management	Queens, N.Y. (Putnam Science Academy)
11	Clifford Omoruyi%	C	6-11	250	5th	Conflict Resolution	Benin City, Nigeria (Rutgers/Roselle Catholic)
15	Jarin Stevenson	F	6-11	215	2nd	Consumer Science-Family Financial Planning	Chapel Hill, N.C. (Seaforth)
22	Aiden Sherrell	F	6-10	240	1st	Sport Management	Detroit, Mich. (Prolific Prep)
24	Naas Cunningham	F	6-7	175	1st	Sport Management	West Orange, N.J. (Southern California Academy)
35	Derrion Reid	F	6-8	220	1st	Consumer Science	Grovetown, Ga. (Prolific Prep)
45	Max Scharnowski	F	6-6	205	5th	Biology/Pre-Dental	Elgin, Ill. (Wheaton Academy)
95	Houston Mallette%	G	6-5	200	4th	Human Environmental Sciences	Alameda, Calif. (Pepperdine/Pacifica Christian)

% - Transfer

- Grad Transfer

2024-25 ALPHABETICAL ROSTER

No.	Name	Pos.	Ht.	Wt.	Cl.	Major	Hometown (Previous School)
24	Naas Cunningham	F	6-7	175	1st	Sport Management	West Orange, N.J. (Southern California Academy)
10	Mouhamed Dioubate	F	6-7	215	2nd	Sport Management	Queens, N.Y. (Putnam Science Academy)
2	Aden Holloway%	G	6-1	180	2nd	Sport Management	Charlotte, N.C. (Auburn/Prolific Prep)
95	Houston Mallette%	G	6-5	200	4th	Human Environmental Sciences	Alameda, Calif. (Pepperdine/Pacifica Christian)
4	Grant Nelson	G	6-11	230	5th	Human Environmental Sciences	Devils Lake, N.D. (North Dakota St./Devils Lake)
11	Clifford Omoruyi%	C	6-11	250	5th	Conflict Resolution	Benin City, Nigeria (Rutgers/Roselle Catholic)
0	Labaron Philon	G	6-4	177	1st	Sport Management	Mobile, Ala. (Link Academy)
35	Derrion Reid	F	6-8	220	1st	Consumer Science	Grovetown, Ga. (Prolific Prep)
45	Max Scharnowski	F	6-6	205	5th	Biology/Pre-Dental	Elgin, Ill. (Wheaton Academy)
1	Mark Sears	G	6-1	190	5th	Human Environmental Sciences	Muscle Shoals, Ala. (Ohio/Hargrave Military Academy)
22	Aiden Sherrell	F	6-10	240	1st	Sport Management	Detroit, Mich. (Prolific Prep)
15	Jarin Stevenson	F	6-11	215	2nd	Consumer Science-Family Financial Planning	Chapel Hill, N.C. (Seaforth)
3	Latrell Wrightsell Jr.	G	6-3	190	5th	General Studies	Omaha, Neb. (Cal St. Fullerton/Omaha Central)
8	Chris Youngblood#	G	6-4	223	5th	Conflict Resolution	Tuscaloosa, Ala. (USF/Kennesaw St./East Coweta)

% - Transfer

- Grad Transfer

CLASS

FRESHMAN

Naas Cunningham
Labaron Philon
Derrion Reid
Aiden Sherrell

SOPHOMORES

Mouhamed Dioubate
Aden Holloway
Jarin Stevenson

SENIORS/GRADUATES

Houston Mallette
Grant Nelson (Gr.)
Clifford Omoruyi (Gr.)
Mark Sears (Gr.)
Latrell Wrightsell Jr. (Gr.)
Chris Youngblood (Gr.)

PRONUNCIATION GUIDE

PLAYERS

Mouhamed Dioubate	Dee-ah-BOT-TAY
Houston Mallette	Muh-Lett
Clifford Omoruyi	O-MORE-EE
Labaron Philon	Phi-LAWN
Aiden Sherrell	Sure-EL
Max Scharnowski	SCAR-Now-Skee
Latrell Wrightsell Jr.	Right-sell

COACHES

Adam Bauman	BO-man
Ryan Pannone	Puh-Known

SEC STANDINGS

Conference Standings				Overall Standings		
	W	L	Pct.	W	L	Pct.
ALABAMA	1	0	1.000	12	2	.857
Auburn	1	0	1.000	13	1	.929
Kentucky	1	0	1.000	12	2	.857
Ole Miss	1	0	1.000	12	2	.857
Mississippi State	1	0	1.000	13	1	.929
Tennessee	1	0	1.000	14	0	1.000
Texas A&M	1	0	1.000	12	2	.857
Vanderbilt	1	0	1.000	13	1	.929
Arkansas	0	1	.000	11	3	.786
Florida	0	1	.000	13	1	.929
Georgia	0	1	.000	12	2	.857
LSU	0	1	.000	11	3	.786
Missouri	0	1	.000	11	3	.786
Oklahoma	0	1	.000	13	1	.929
South Carolina	0	1	.000	10	4	.714
Texas	0	1	.000	11	3	.786

2024-25 Preseason Media Poll

1. Alabama
2. Auburn
3. Tennessee
4. Arkansas
5. Texas A&M
6. Florida
7. Texas
8. Kentucky
9. Ole Miss
10. Mississippi State
11. South Carolina
12. Georgia
13. Missouri
14. LSU
15. Oklahoma
16. Vanderbilt

First Team All-SEC

Mark Sears - Alabama
Johni Broome - Auburn
Walter Clayton Jr. - Florida
Zakai Zeigler - Tennessee
Wade Taylor IV - Texas A&M

Second Team All-SEC

Grant Nelson - Alabama
Jonas Aidoo - Arkansas
Johnell Davis - Arkansas
Matthew Murrell - Ole Miss
Josh Hubbard - Mississippi State

Third Team All-SEC

Chad Baker-Mazara - Auburn
Alex Condon - Florida
Jaxson Robinson - Kentucky
Collin Murray-Boyles - South Carolina
Tramon Mark - Texas

Player of the Year: Mark Sears - Alabama

ALABAMA'S WEEKLY NATIONAL RANKINGS

WEEK	AP/USA TODAY
PRESEASON	2/2
2	2/2
3	8/7
4	9/9
5	10/12
6	7/8
7	6/7
8	5/6
9	5/6
10	5/5
11	
12	
13	
14	
15	
16	
17	
18	
19	
20	
FINAL	

THE TIDE IN THE NATIONAL POLLS

MEDIA OUTLET	UA RANKING
AP Top 25	No. 5
USA Today Coaches	No. 5
NET	No. 9
Rothstein 45	No. 4
Field of 68	No. 5
Andy Katz Power 37	No. 5
John Fanta	No. 5
CBS Top 25	No. 5
ESPN BPI	No. 6
KenPom	No. 9

ASSOCIATED PRESS POLL

WEEK 10

Rank	Team (FPV)	Record	Points	Prev. Rank
1	Tennessee (45)	14-0	1484	1
2	Auburn (15)	13-1	1453	2
3	Iowa State	12-1	1369	3
4	Duke	12-2	1309	4
5	Alabama	12-2	1260	5
6	Kentucky	12-2	1154	10
7	Marquette	13-2	1134	8
8	Florida	13-1	1045	6
9	UConn	12-3	964	11
10	Texas A&M	12-2	924	13
11	Kansas	10-3	809	7
12	Houston	10-3	768	14
13	Illinois	11-3	693	22
14	Mississippi State	13-1	690	17
15	Oregon	13-2	624	9
16	Michigan State	12-2	616	18
17	Oklahoma	13-1	553	12
18	Gonzaga	12-4	469	19
19	Memphis	12-3	384	21
20	Purdue	11-4	374	20
21	West Virginia	11-2	277	NR
22	UCLA	11-3	234	15
23	Ole Miss	12-2	219	24
24	Michigan	11-3	160	NR
25	Utah State	14-1	119	NR

Others receiving votes: Pittsburgh 91, Arkansas 62, Nebraska 62, Baylor 32, Wisconsin 31, St. John's 27, San Diego St. 26, Cincinnati 22, Clemson 19, Maryland 7, Georgia 6, St. Bonaventure 6, Texas Tech 6, Indiana 6, Missouri 5, Arizona 3, Dayton 1, Georgetown 1, Vanderbilt 1, Xavier 1

USA TODAY/COACHES POLL

WEEK 10

Rank	Team (FPV)	Record	Points	Prev. Rank
1	Tennessee (45)	14-0	765	1
2	Auburn (15)	13-1	749	2
3	Iowa State	12-1	711	3
4	Duke	12-2	670	4
5	Alabama	12-2	651	6
6	Marquette	13-2	581	8
7	Kentucky	12-2	560	11
8	Florida	13-1	529	5
9	Texas A&M	12-2	488	12
10	UConn	12-3	461	13
11	Houston	10-3	454	14
12	Kansas	10-3	438	7
13	Mississippi State	13-1	372	16
14	Michigan State	12-2	350	15
15	Illinois	11-3	300	20
16	Oklahoma	13-1	287	110
17	Oregon	13-2	284	9
18	Gonzaga	12-4	246	19
19	Purdue	11-4	228	22
20	Memphis	12-3	192	25
21	UCLA	11-3	147	18
22	Ole Miss	12-2	119	23
23	West Virginia	11-2	110	NR
24	Michigan	11-3	98	NR
25	Utah State	14-1	73	NR

Others receiving votes: Baylor 49; Cincinnati 38; Pittsburgh 32; San Diego State 25; St. John's 24; Clemson 10; Maryland 9; Georgia 5; Nebraska 4; Arizona 4; Wisconsin 3; Vanderbilt 3; Indiana 3; UC San Diego 1; Texas Tech 1; Arkansas 1

SPECIALTY STATS

Opponent	Paint	Pts off T/O	2ndCh	FastB	Bench
UNC ASHEVILLE	18	12	12	0	22
ALABAMA	56	12	14	33	45
ARKANSAS STATE	36	16	7	13	17
ALABAMA	42	10	21	12	33
MCNEESE STATE	22	14	6	7	26
ALABAMA	22	9	14	7	19
PURDUE	34	8	16	0	27
ALABAMA	38	5	19	0	33
ILLINOIS	38	10	15	5	24
ALABAMA	50	18	7	19	39
HOUSTON	26	18	13	5	18
ALABAMA	22	10	15	3	31
RUTGERS	38	23	9	3	6
ALABAMA	40	9	18	10	38
OREGON	38	17	13	16	36
ALABAMA	30	5	16	18	31
NORTH CAROLINA	50	17	15	18	39
ALABAMA	44	9	8	15	32
CREIGHTON	34	9	8	2	8
ALABAMA	44	16	14	12	28
NORTH DAKOTA	22	11	20	4	26
ALABAMA	44	12	18	21	42
KENT STATE	34	7	14	7	27
ALABAMA	34	7	22	18	36
SOUTH DAKOTA STATE	30	2	16	6	30
ALABAMA	28	24	25	21	43
OKLAHOMA	42	7	4	16	5
ALABAMA	56	8	25	10	38
SOUTH CAROLINA					
ALABAMA					
TEXAS A&M					
ALABAMA					
OLE MISS					
ALABAMA					
KENTUCKY					
ALABAMA					
VANDERBILT					
ALABAMA					
LSU					
ALABAMA					
MISSISSIPPI STATE					
ALABAMA					
GEORGIA					
ALABAMA					
ARKANSAS					
ALABAMA					
TEXAS					
ALABAMA					
AUBURN					
ALABAMA					
MISSOURI					
ALABAMA					
KENTUCKY					
ALABAMA					
MISSISSIPPI STATE					
ALABAMA					
TENNESSEE					
ALABAMA					
FLORIDA					
ALABAMA					
AUBURN					
ALABAMA					
OPPONENT Totals	462	171	168	102	311
Average/Game	33.0	12.2	12.0	7.3	22.2
ALABAMA Totals	550	154	236	199	488
Average/Game	39.2	11.1	16.9	14.2	34.9

ALABAMA BASKETBALL NOTES

- **Historic Season:** Mark Sears scored 797 points last season, which set a program record for most points scored by a UA player in a single season, passing Reggie King (747 points in 1979)
- **Alabama' All-Time Scoring List:** After breaking the program's single-season scoring record last season, here is where Mark Sears ranks on Alabama's all-time scoring list

Rank	Player	Points
14.	Robert Horry	1,591
15.	Melvin Cheatum	1,575
16.	John Petty Jr.	1,539
17.	Eric Washington	1,532
18.	Mark Sears	1,516

- **Non-Conference Success:** For the first time under head coach Nate Oats and first time since the 2011-12 season, Alabama has won 11 games during its non-conference schedule
 - Alabama's non-conference opponents posted a winning percentage of .701, which ranks as the ninth-highest winning percentage in the country
 - The Crimson Tide's three AP Top-25 wins ties for the most wins in non-conference play under head coach Nate Oats, matching the 2022-23 season
- **Strength of Schedule:** After having the No. 1 strength of schedule in the nation in back-to-back seasons, Alabama has put together one of the toughest schedules in the country yet again. Last season, Alabama played the toughest schedule in Division this season and the toughest schedule in the KenPom era (24 seasons)
 - Alabama has 13 games (11 opponents) against teams ranked in the Associated Press Top 25 Preseason Poll and 20 games including teams receiving votes in the top-25 poll
 - Seven out of the 13 games the Crimson Tide will play in its non-conference schedule are against teams ranked or receiving votes in the AP Top 25 Preseason Poll
 - The SEC has nine teams ranked in the AP Top 25 Preseason Poll, the most of any conference in the country
- **Preseason Recognition:** Alabama was ranked No. 2 in the Associated Press Preseason Top-25 poll, the highest preseason ranking in program history, breaking the No. 7 ranking set in the 1990-91 season
 - The Crimson Tide was picked to finish first in the league as voted on by a select panel of both SEC and national media members, the third time in program history (1991 and 2003) Alabama has been picked first in the SEC preseason poll
 - Sears joins Erwin Dudley (2003) as the only players in program history to be named as the SEC Preseason Player of the Year
 - Alabama is one of three schools that has three selections (Nelson, Omoruyi and Sears) on the Preseason Top 50 list joining Kansas (four players) and Baylor (three players)
 - Alabama is one of two teams in the country (Indiana) that has a player named to the Kareem Abdul-Jabbar Watch List (Omoruyi), Bob Cousy Watch List (Sears) and Karl Malone Watch List (Grant Nelson)
- **Tide Hoops in the NBA:** Alabama is well represented in the NBA this season as the Tide currently have nine players on NBA rosters
 - During the Oats era, Alabama has produced three NBA Draft Lottery Picks (Miller, Joshua Primo and Kira Lewis Jr.)

BAMA IN THE PROS

- Here is a list of the former Alabama players that are currently playing professionally:

Player	Team
Charles Bediako	Denver Nuggets/Grand Rapids Gold*
Jordan Bruner	Tachikawa Dice (Japan)
Noah Clowney	Brooklyn Nets*
JD Davison	Boston Celtics/Maine Celtics*
Keon Ellis	Sacramento Kings*
Donta Hall	Baskonia (Spain)
Herbert Jones	New Orleans Pelicans*
Brandon Miller	Charlotte Hornets*
Retin Obasohan	Manresa (Spain)
Levi Randolph	Maccabi Tel Aviv (Israel)
Alex Reese	Oklahoma City Thunder*
Jaden Shackelford	Phoenix Suns/Valley Suns*
Collin Sexton	Utah Jazz

*Played for Nate Oats

RECORD WHEN...

At home	7-0
On the road	2-1
At neutral sites	3-1
In SEC games	1-0
SEC home games	0-0
SEC road games	0-0
In non-conference games	11-2
In postseason games	0-0
In overtime	0-0

In games decided by ...

3 points or less (one possession games)	0-1
4-6 points or less (two possession games)	2-0
7 points or more	10-1

Leading at the half	9-0
Trailing at the half	2-1
Tied at the half	1-1

Shooting 40% or better	11-2
Shooting less than 40%	1-0
Opponent 40% or better	8-2
Opponent shoots less than 40%	4-0
Shooting same or better than opponent	10-0
Shooting worse than opponent	2-2

Outrebounding opponent	10-2
Opponent outrebounds UA	2-0
Rebounds are tied	0-0

70% or better on FT	8-2
less than 70% on FT	4-0
More FT att. than opponent	10-0
Less FT att. than opponent	2-2
Same FT att. as opponent	0-0

40% or better on 3PT	2-0
Less than 40% on 3PT	10-2

More turnovers than opponent	7-2
Less turnovers than opponent	5-0
Same turnovers as opponent	0-0

Scoring 80 or more points	11-1
Scoring 70-79 points	1-1
Scoring 60-69 points	0-0
Scoring 50-59 points	0-0
Scoring less than 50 points	0-0

Allowing 80 or more points	5-2
Allowing 70-79 points	4-0
Allowing 60-69 points	1-0
Allowing 50-59 points	2-0
Allowing less than 50 points	0-0

On Sunday	2-0
On Monday	2-0
On Tuesday	1-0
On Wednesday	4-0
On Thursday	0-0
On Friday	1-1
On Saturday	2-1

In November	6-2
In December	4-0
In January	1-0
In February	0-0
In March	0-0
In April	0-0

ALABAMA BASKETBALL NOTES

- Success in the SEC: Since Oats arrived at Alabama in 2019-20, the Crimson Tide has won a league-best 129 overall games and 63 SEC contests

Teams	SEC Wins
T1. Alabama	63
T1. Kentucky	63
3. Tennessee	59
4. Auburn	58
5. Florida	49
6. Arkansas	47
7. Texas A&M	45
8. Mississippi St.	44
9. LSU	43
10. South Carolina	40
11. Missouri	31
12. Ole Miss	31
13. Vanderbilt	29
14. Georgia	25
T15. Oklahoma	0
T15. Texas	0

Teams	Overall Wins
1. Alabama	129
2. Tennessee	128
3. Auburn	127
4. Arkansas	122
5. Texas	121
6. Kentucky	117
7. Mississippi St.	111
8. Texas A&M	109
9. Florida	107
10. LSU	104
11. Oklahoma	102
12. South Carolina	89
T13. Ole Miss	88
T13. Missouri	87
15. Georgia	84
16. Vanderbilt	83

PRESEASON ACCOLADES

GRANT NELSON

- Naismith Men's Player of the Year Watch List
- Karl Malone Award Watch List - Nation's Top Power Forward
- Wooden Award Watch List
- Preseason Second Team All-SEC

CLIFFORD OMORUYI

- Kareem Abdul-Jabbar Award Watch List - Nation's Top Center
- Wooden Award Watch List

MARK SEARS

- Naismith Men's Player of the Year Watch List
- Wooden Award Watch List
- NABC Player of the Year Watch List
- Bob Cousy Award Watch List - Nation's Top Point Guard
- Associated Press Preseason All-America 1st Team
- Sporting News Preseason All-America 1st Team
- SEC Preseason Player of the Year
- SEC First Team All-SEC
- Blue Ribbon Magazine's Preseason National Player of the Year

BLUE COLLAR PTS

The Hard Hat Award is something created by head coach Nate Oats which is handed out to a Crimson Tide men's basketball player at the end of each game. The Blue Collar point system accumulates over the course of a game with the highest game total receiving the Hard Hat. Deflections, steals, blocks, rebounds and loose balls count for one point. Offensive rebounds are worth 1.5 points, floor dives are two and charges are worth four points.

OPPONENT.....TEAM TOTAL.....HARD HAT AWARD

UNC Asheville.....	92.5	Aiden Sherrell (14.5)
Arkansas State.....	103.0	Latrell Wrightsell Jr. (16.5)
McNeese State.....	103.5	Grant Nelson (21.5)
Purdue.....	76.0	Grant Nelson (21.5)
Illinois.....	89.5	Labaron Philon (19.0)
Houston.....	136.5	Mouhamed Dioubate (39.5)
Rutgers.....	114.5	Mouhamed Dioubate (32.0)
Oregon.....	90.5	Dioubate/Sears (15.5)
North Carolina.....	113.0	Labaron Philon (19.0)
Creighton.....	101.5	Mark Sears (16.5)
North Dakota.....	104.5	Grant Nelson (22.0)
Kent State.....	120.5	Nelson/Omoruyi (23.0)
South Dakota State.....	102.5	Mouhamed Dioubate (25.0)
Oklahoma.....	106.5	Grant Nelson (20.0)
South Carolina.....		
Texas A&M.....		
Ole Miss.....		
Kentucky.....		
Vanderbilt.....		
LSU.....		
Mississippi State.....		
Georgia.....		
Arkansas.....		
Texas.....		
Auburn.....		
Missouri.....		
Kentucky.....		
Mississippi State.....		
Tennessee.....		
Florida.....		
Auburn.....		

HARD HAT WINNERS

Grant Nelson.....	5
Mouhamed Dioubate.....	4
Labaron Philon.....	2
Mark Sears.....	2
Aiden Sherrell.....	1
Clifford Omoruyi.....	1
Latrell Wrightsell Jr.....	1

CUMULATIVE BLUE COLLAR POINTS TOTAL

Grant Nelson.....	239.0
Mouhamed Dioubate.....	194.0
Clifford Omoruyi.....	172.0
Mark Sears.....	153.0
Labaron Philon.....	147.0
Jarin Stevenson.....	110.5
Derrion Reid.....	97.0
Aden Holloway.....	79.5
Aiden Sherrell.....	78.0
Latrell Wrightsell Jr.....	63.0
Houston Mallette.....	31.0
Max Scharnowski.....	2.0
TOTALS.....	1,454.5

BREAKING DOWN THE STARTING LINEUP

Opponent (W/L)	G	G	F	F	C
vs. UNC Asheville (W)	Sears	Philon	Reid	Stevenson	Omoruyi
vs. Arkansas State (W)	Sears	Philon	Reid	Stevenson	Omoruyi
vs. McNeese State (W)	Sears	Philon	Stevenson	Nelson	Omoruyi
at No. 13/12 Purdue (L)	Sears	Wrightsell Jr.	Stevenson	Nelson	Omoruyi
vs. No. 25/20 Illinois (W)	Sears	Wrightsell Jr.	Philon	Nelson	Omoruyi
vs. No. 6/7 Houston (W)	Sears	Wrightsell Jr.	Philon	Nelson	Omoruyi
vs. NR/RV Rutgers (W)	Sears	Wrightsell Jr.	Philon	Nelson	Omoruyi
vs. RV/RV Oregon (L)	Sears	Wrightsell Jr.	Philon	Nelson	Omoruyi
at No. 20/22 North Carolina (W)	Sears	Philon	Stevenson	Nelson	Omoruyi
vs. RV/RV Creighton (W)	Sears	Philon	Stevenson	Nelson	Omoruyi
at North Dakota (W)	Sears	Reid	Stevenson	Nelson	Omoruyi
vs. Kent State (W)	Sears	Philon	Stevenson	Nelson	Omoruyi
vs. South Dakota State (W)	Sears	Philon	Stevenson	Nelson	Omoruyi
vs. No. 12/10 Oklahoma (W)	Sears	Philon	Stevenson	Nelson	Omoruyi

at South Carolina

at Texas A&M

vs. Ole Miss

at Kentucky

vs. Vanderbilt

vs. LSU

at Mississippi State

vs. Georgia

at Arkansas

at Texas

vs. Auburn

at Missouri

vs. Kentucky

vs. Mississippi State

at Tennessee

vs. Florida

at Auburn

Consecutive starts: 3

Number of different starting lineups: 5

Record by Lineup (bold indicates most recent lineup)

6-0	Sears, Philon, Stevenson, Nelson, Omoruyi
1-0	Sears, Reid, Stevenson, Nelson, Omoruyi
3-1	Sears, Wrightsell Jr., Philon, Nelson, Omoruyi
0-1	Sears, Wrightsell Jr., Stevenson, Nelson, Omoruyi
2-0	Sears, Philon, Reid, Stevenson, Omoruyi

SEASON DEFLECTIONS

Mark Sears	29
Labaron Philon	23
Mouhamed Dioubate	21
Aden Holloway	17
Grant Nelson	18
Latrell Wrightsell Jr.	14
Clifford Omoruyi	8
Derrion Reid	9
Jarin Stevenson	9
Chris Youngblood	9
Houston Mallette	2
Aiden Sherrell	5
TOTALS	141

SEASON CHARGES

Clifford Omoruyi	2
Labaron Philon	2
Mouhamed Dioubate	1
Aden Holloway	1
Houston Mallette	1
Grant Nelson	1
Latrell Wrightsell Jr.	1
TOTALS	9

DUNKS

Clifford Omoruyi	23
Grant Nelson	11
Derrion Reid	7
Mouhamed Dioubate	6
Jarin Stevenson	3
Labaron Philon	2
Aiden Sherrell	1
TOTALS	50

FLOOR DIVES

Mouhamed Dioubate	12
Mark Sears	9
Aden Holloway	7
Grant Nelson	7
Jarin Stevenson	7
Labaron Philon	5
Latrell Wrightsell Jr.	4
Clifford Omoruyi	3
Derrion Reid	3
Houston Mallette	2
Chris Youngblood	2
TOTALS	61

BY THE NUMBERS

1

Alabama was picked first in the SEC Preseason Poll, voted by media members. This is the third time in program history the Tide have been picked first in the SEC Preseason Poll

2

Ranked No. 2 overall 2024 signing class according to On3 and it is the first time in program history UA has had five straight top-15 signing classes in the modern era

4

Since arriving to campus, Nate Oats has won four of the 11 SEC trophies that have been handed out during that span, which is an SEC-best winning a pair of SEC season championships and two SEC tournament titles

7

Alabama welcomes the No. 7 overall transfer signing class by 247Sports, highlighted by a trio of 1,000 point scorers in Houston Mallette from Pepperdine, Clifford Omoruyi from Rutgers and Chris Youngblood from South Florida

14

Alabama has 14 opponents on its schedule that are currently ranked in the AP Top 25 Poll

63

In his six seasons at Alabama, Nate Oats has won 63 SEC contests, which is tied for the the most in the conference

129

The Tide has won 129 games over the past six years under Nate Oats, which ranks No. 1 in the SEC during that span (23.4 wins per season)

854

Number of SEC wins for Alabama, which ranks second among all league teams (Kentucky has 1,059). The Crimson Tide's SEC winning percentage of .569 is tied for second-best with Tennessee and behind Kentucky (.772)

1,805

Number of all-time wins for Alabama in 111 years of basketball, which ranks third in the SEC behind Kentucky and Arkansas

THE TIDE AMONG THE BEST

Alabama has been one of the most successful programs in the country over the last five seasons. Over the past five seasons, Alabama has won 113 games, which ranks No. 7 in the country and No. 1 in the SEC.

SEC TEAMS	NUMBER OF WINS
1. ALABAMA	113
2. Tennessee	111
T3. Texas	102
T3. Arkansas	102
T3. Auburn	102
6. Texas A&M	93
7. Kentucky	92
8. Mississippi State	91
9. Florida	88
T10. LSU	83
T10. Oklahoma	83
12. Ole Miss	73
T13. Missouri	72
T13. Vanderbilt	72
15. South Carolina	71
16. Georgia	68

TEAM	NUMBER OF WINS
1. Houston	135
2. Gonzaga	129
3. Purdue	121
T4. Drake	118
T4. UConn	118
6. Kansas	116
T7. ALABAMA	113
T7. San Diego State	113
T7. Arizona	113
T10. Baylor	111
T10. Tennessee	111
T10. Duke	111
13. UAB	109
T14. UCLA	107
T14. Illinois	107
16. Saint Mary's	106

SOUTH CAROLINA SERIES HISTORY

Overall Series Record..... Alabama leads, 35-16
 Last Five Contests..... Alabama leads, 5-0
 Last 10 Contests..... Alabama leads, 9-1
 At South Carolina South Carolina leads, 13-8 (Alabama Streak: won 2)
 At Alabama..... Alabama leads, 18-2 (Alabama Streak: won 3)
 At Coleman Coliseum..... Alabama leads, 14-2
 Neutral Site..... Alabama leads, 8-2
 Series Streak..... Alabama's streak is currently at 9
 Last Meeting Jan. 9, 2024 (Alabama defeated South Carolina 74-47)

ABOUT SOUTH CAROLINA

- South Carolina has made 10 or more three-pointers four times this season and are a perfect 4-0 in those games
- In all of South Carolina's 10 wins this season, the Gamecocks have out-rebounded their opponents
- Eight South Carolina natives are on this year's Gamecocks' roster including former member of Alabama's 2024 Final Four team, Nick Pringle
- The Gamecock's 15-win turnaround last season was the greatest single season turnaround in program history, surpassing the 11-win improvement from 2002-03 to 2003-04 under Dave Odom
- Collin Murray-Boyles is shooting 61.8 percent from the field, which leads the SEC and ranks No. 18 in the nation
- South Carolina is 11-1 under Lamont Paris when shooting 50 percent or better, including a 3-0 record this season

OATS' MCDONALD'S ALL-AMERICANS

Since Nate Oats arrived at Alabama in 2019, the Tide have had nine players on its roster that were named McDonald's High School All-Americans.

2019-20

Jahvon Quinerly

2020-21

Jahvon Quinerly

2021-22

Nimari Burnett

JD Davison

Jahvon Quinerly

2022-23

Jaden Bradley

Nimari Burnett

Brandon Miller

Jahvon Quinerly

2023-24

N/A

2024-25

Aden Holloway

Derrion Reid

Aiden Sherrell

TIDE

2024-25

12-2
9-1
5-0
91.1
77.4
+13.8
.473
.408
.316
.290
10.3
.707
45.5
36.3
+9.2
17.3
12.5
4.8
6.6

TALE OF THE TAPE

Season

Overall
Last 10
Last 5
PPG
OPP PPG
Margin
FG%
FG% DEF
3PT%
3PT% DEF
3PT MPG
FT%
RPG
OPP RPG
Margin
APG
TOs PG
BPG
SPG

GAMECOCKS

2024-25

10-4
8-2
4-1
73.8
67.0
+6.8
.446
.423
.337
.315
7.4
.692
36.5
33.2
+3.3
14.1
11.4
3.4
4.9

THE TIDE IN THE NATIONAL & CONFERENCE STATS

- Below is a breakdown of where UA ranks in the SEC and NCAA (all numbers as of 1/5):

CATEGORY	STAT	SEC ONLY	NCAA
Scoring Offense	91.1	1	1
Rebounds Per Game	45.5	1	1
Defensive Rebounds Per Game	30.6	1	2
Three Point Attempts Per Game	32.6	1	5
Free Throw Attempts Per Game	26.9	2	7
Free Throws Made Per Game	19.0	2	9
Bench Points Per Game	34.9	3	11
Offensive Rebounds Per Game	14.9	3	11
Rebound Margin	9.2	5	13
Three Pointers Per Game	10.3	1	25
Assists Per Game	17.3	4	30
Three Point Percentage Defense	29.0	8	37
Scoring Margin	13.8	14	42
Blocks Per Game	4.8	9	44
Fastbreak Points	14.2	6	48
Effective Field Goal %	.552	11	56
Field Goal Percentage Defense	40.8	10	76
Assist/TO Ratio	1.4	9	76
Field Goal Percentage	47.3	13	77
Free Throw Percentage	70.7	13	200
Turnovers Per Game	12.5	14	225
Steals Per Game	6.6	15	230
Fouls Per Game	17.7	16	243
Three Point Percentage	31.6	15	277
Turnover Margin	-1.6	16	285
Turnovers Forced Per Game	10.9	14	297
Scoring Defense	77.4	16	313

- Below is a breakdown of key stats in Alabama's wins compared to the same stats in its losses last year.

GAMES	POINTS PER GAME	FG%	3FG%	REBS PER GAME	ASTS PER GAME
	UA-OPP (MARGIN)	UA / OPP	UA / OPP	UA / OPP (MARGIN)	UA / OPP
Won (12)	93.1-76.1 (+17.0)	.480/.399	.316/.276	46.3/36.2 (+10.2)	16.9/9.8
Lost (2)	79.5-85.0 (-5.5)	.433/.465	.313/.424	40.5/37.0 (+3.5)	19.5/18.5



**NATE
OATS**

Head Coach

6th Season at UA

MARANATHA BAPTIST, 1998 10th Season Overall

When Nate Oats was formally introduced as head men's basketball coach at The University of Alabama on March 28, 2019, he promised fans would see an entertaining, up-tempo and fast-paced style of play. And that's exactly what he has delivered during his five years in Tuscaloosa highlighted by Alabama's first-ever appearance in the NCAA Final Four.

Oats continues to lead the Crimson Tide men's basketball resurgence to national prominence, having guided his team to 117 wins, highlighted by a pair of SEC Regular Season championships, two SEC Tournament championships, three trips to the Sweet 16 and the program's first ever appearance in the Final Four. Oats the only coach in program history to win multiple SEC regular season and tournament championships. He has compiled a record of 117-54 (.684) in his five years at The Capstone. In fact, in his nine years as a head coach, Oats owns an impressive record of 213-97 (.687) and has led his teams to NCAA Tournament appearances seven separate times with one of those years being the global pandemic.

After agreeing to contract extensions in 2021 and 2023, Oats received a third contract extension during the 2024 season that is set to keep him in charge of the Crimson Tide basketball program through the 2030 season.

Alabama Highlights

- Compiled 117 wins in his first five seasons highlighted by a pair of SEC Regular Season championships, two SEC Tournament championships, three trips to the Sweet 16 and the program's first-ever appearance in the Final Four (2024)
- Became the fastest coach in program history reach 100 wins at UA
- Coached six players that have been selected in the NBA Draft, including tying the program-record for highest draft pick in program history in Brandon Miller (Selected No. 2 by the Charlotte Hornets in the 2023 NBA Draft)
- Guided Alabama to the 2024 Final Four, the first time UA has appeared in the Final Four after defeating Charleston, Grand Canyon, North Carolina and Clemson
- Led the Crimson Tide to the overall No. 1 seed in the 2023 NCAA Tournament for the first time in program history
- Won a program-record 31 games in 2023 including sweeping the SEC regular season and tournament championships
- In his five seasons at Alabama, Oats has won 62 Southeastern Conference games, which is tied for most in the SEC along with Kentucky during that span
- Oats and the Crimson Tide have risen to the challenge as Alabama has 18 AP Top 25 wins including defeating the No. 1 team in the country twice during the 2022-23 season, becoming the first team since 1965-66 (Duke) with multiple wins over the AP No. 1 team before the New Year.
- 2021 SEC Coach of the Year after leading the Tide to the 2021 SEC regular season and tournament championships in his second season at Alabama
- Since arriving on campus, Oats has signed five consecutive top-15 signing classes, including the No. 2 recruiting class in the country in 2024, the highest-ranked recruiting class in program history
- Coached Brandon Miller who became the first SEC player to win SEC Freshman of the Year, Player of the Year and Tournament MVP in the same season

CAREER HISTORY AND RESULTS

UNIVERSITY OF BUFFALO, HEAD COACH, 2015-19

Year	Record	Pct.	MAC Record	Pct.	Postseason
2015-16	20-15	.571	10-8	.556	NCAA First Round
2016-17	17-15	.531	11-7	.611	
2017-18	27-9	.750	15-3	.833	NCAA Second Round
2018-19	32-4	.889	16-2	.889	NCAA Second Round
Total (4)	96-43	.696	52-20	.722	

UNIVERSITY OF ALABAMA, HEAD COACH, 2019-PRESENT

Year	Record	Pct.	SEC Record	Pct.	Postseason
2019-20	16-15	.516	8-10	.444	NA
2020-21	26-7	.788	16-2	.889	NCAA Tournament Sweet 16
2021-22	19-14	.575	9-9	.500	NCAA Tournament First Round
2022-23	31-6	.838	16-2	.889	NCAA Tournament Sweet 16
2023-24	25-12	.676	13-5	.722	NCAA Tournament Final Four
2024-25	12-2	.857	1-0	1.000	
Total (6)	129-56	.697	63-28	.692	
Total (10)	225-99	.694	115-48	.706	


HONORS

SEC Coach of the Year (2021)
MAC Coach of the Year (2018, 2019)
NABC District Coach of the Year (2018, 2019)
4x Regular Season Champions (2x MAC, 2x SEC)

POSTSEASON

5x Conference Tournament Champions (MAC 3x, SEC 5x)
7 NCAA Tournaments
3 Sweet 16 Appearances
1 Elite Eight
1 Final Four

OATS' TIMELINE



COACHING TREE

Alabama
Asst. Coach
2023-2024

Austin Claunch

UTSA
Head Coach
2024-current

Alabama
Asst. Coach
2008-2023

Antoine Pettway

Kennesaw State
Head Coach
2023-current

Alabama
Asst. Coach
2019-2023

Bryan Hodgson

Arkansas State
Head Coach
2023-current

Alabama
Asst. Coach
2019-2023

Charlie Henry

Georgia Southern
Head Coach
2023-current

MEET THE STAFF

**PRESTON MURPHY****Assistant Coach**

- Enters his second season as an assistant coach with the Crimson Tide
- Known as an elite recruiter, Murphy spearheaded Alabama's 2024 signing class that was ranked No. 2 in the country, the highest ranked recruiting class in the program's history
- Played collegiately at Rhode Island, scoring 1,218 career points and ranks third all-time on Rhode Island's list of career three-pointers made (181)

**RYAN PANNONE****Assistant Coach**

- In his second season at Alabama and has a combined 22 years of coaching experience at various levels, as both an assistant and a head coach.
- Served as an assistant coach with the New Orleans Pelicans during the 2022-23 season
- Has worked with Herbert Jones, Trey Murphy, John Petty Jr. and Kira Lewis Jr. during his time in the NBA and NBA G League.

**BRIAN ADAMS****Assistant Coach**


- Enter his first season at Alabama
- Has a decades worth of coaching in the NBA ranks, working with players that include Cade Cunningham, Joel Embiid, Blake Griffin, James Harden and Chris Paul
- Known for his ability to create an identity on the defensive end of the court, which includes six top-5 defenses throughout his time in the NBA, including the No. 1 defense in 2008 with the NBA champion Boston Celtics

**ADAM BAUMAN****Director of Scouting and Analytics**

- In his sixth season at Alabama and in his third year serving as the program's director of scouting and analytics
- Responsible for overseeing the budget, scheduling, all analytics, recruiting coordinator, advance scouting and camps, among other duties

**BEN POTTS****Director of Video Services**

- In his second season at Alabama after serving as a video intern with the Detroit Pistons
- Worked with Alec Burks, Jalen Duren, George King, Jabari Walker, Derrick White and McKinley Wright IV during his time in the NBA and at the University of Colorado

**CHRISTIAN PINO****Director of Player Development**

- In his fifth season at Alabama and in his second year serving as the program's director of player development
- Responsible for skill development, as well as assisting with practice plans and game charts.

**BRADY GOKA****Coordinator of Scouting & Analytics**

- In his first season on the staff after spending the previous four years as a graduate assistant and student manager
- Responsible for assisting with Bamalytics, charting live in-game stats and creating postgame reports

Director of Basketball Operations - Josh Pierre • Athletic Trainer - Clarke Holter • Strength & Conditioning Coach - Henry Barrera • Nutritionist - Amanda Branson



LABARON
PHILON

Mobile, Ala.
Link Academy

Guard / Freshman / 6-4 / 177

CAREER HIGHS

Points	21	vs. South Dakota State (12/29/24)
Rebounds	7	vs. Illinois (11/20/24)
Assists	9	2x, last vs. Illinois (11/20/24)
Steals	3	2x, last at North Carolina (12/4/24)
Blocks	2	vs. UNC Asheville (11/4/24)
Minutes	34	at North Carolina (12/4/24)
Field Goals	8	vs. South Dakota State (12/29/24)
FG Att.	14	vs. South Dakota State (12/29/24)
3-Point FG	3	at Purdue (11/15/24)
3-Point Att.	7	vs. South Dakota State (12/29/24)
Free Throws	5	vs. Arkansas State (11/9/24)
FT Att.	9	vs. Arkansas State (11/9/24)

2024-25 SEASON HIGHS

Points	21	vs. South Dakota State (12/29/24)
Rebounds	7	vs. Illinois (11/20/24)
Assists	9	2x, last vs. Illinois (11/20/24)
Steals	3	2x, last at North Carolina (12/4/24)
Blocks	2	vs. UNC Asheville (11/4/24)
Minutes	34	at North Carolina (12/4/24)
Field Goals	8	vs. South Dakota State (12/29/24)
FG Att.	14	vs. South Dakota State (12/29/24)
3-Point FG	3	at Purdue (11/15/24)
3-Point Att.	7	vs. South Dakota State (12/29/24)
Free Throws	5	vs. Arkansas State (11/9/24)
FT Att.	9	vs. Arkansas State (11/9/24)

MISCELLANEOUS STATS

CATEGORY	2024-25	CAREER
Double-digit scoring	10	10
20+ point games	1	1
Double-digit rebounding	0	0
Double-doubles	0	0
Led UA in scoring	1	1
Led UA in rebounding	1	1
Led UA in three-pointers	2	2
Led UA in assists	5	5
Led UA in steals	5	5
Led UA in blocks	1	1
5+ assist games	5	5
3+ three-pointers	1	1
3+ steal games	2	2
3+ block games	0	0

PHILON'S CAREER STATS

Year	GP	GS	Min	Avg	FG	FGA	Pct	3FG	3FGA	Pct	FT	FTA	Pct	Off	Def	Tot	Avg	PF	FO	Ast	TO	Blk	Stl	Pts	Avg
2024-25	14	12	344	24.6	69	129	.535	13	46	.283	26	37	.703	18	35	53	3.8	23	1	56	23	5	19	177	12.6
TOTAL	14	12	344	24.6	69	129	.535	13	46	.283	26	37	.703	18	35	53	3.8	23	1	56	23	5	19	177	12.6

PHILON'S NOTES



2024-25 Alabama Men's Basketball
Individual Game-by-Game
All games

Page 1/13
as of Jan 05, 2025

#0 PHILON, Labaron

Opponent	Date	GS	MIN	Total		3-Pointers		Free throws		Rebounds				PF	A	TO	BLK	STL	PTS	AVG	
				FG-FA	PCT	3FG-3FGA	PCT	FT-FTA	PCT	OFF	DEF	TOT	AVG								
UNC Asheville	11/04/2024	*	23:57	4-7	.571	0-1	.000	2-2	1.000	0	2	2	2.0	0	9	4	2	3	10	10.0	
Arkansas St.	11/08/2024	*	29:25	3-9	.333	1-4	.250	5-9	.556	0	5	5	3.5	2	3	1	0	1	12	11.0	
McNeese	11/11/2024	*	20:58	3-5	.600	0-2	.000	2-2	1.000	0	2	2	3.0	2	1	2	0	1	8	10.0	
at Purdue	11/15/2024	*	27:22	7-10	.700	3-4	.750	1-1	1.000	4	1	5	3.5	5	4	1	0	0	18	12.0	
vs Illinois	11/20/2024	*	32:25	7-13	.538	0-2	.000	2-2	1.000	1	6	7	4.2	1	9	1	1	2	16	12.8	
vs Houston	11/26/2024	*	15:06	0-9	.000	0-3	.000	1-2	.500	2	1	3	4.0	1	2	3	1	0	1	10.8	
vs Rutgers	11/27/2024	*	12:03	2-2	1.000	0-0	.000	0-0	.000	1	0	1	3.6	2	2	4	0	0	4	9.9	
vs Oregon	11/30/2024	*	26:23	6-8	.750	2-2	1.000	1-2	.500	4	3	7	4.0	1	2	2	0	1	15	10.5	
at North Carolina	12/04/2024	*	33:31	7-12	.583	0-4	.000	1-1	1.000	2	2	4	4.0	1	4	1	1	3	15	11.0	
Creighton	12/14/2024	*	23:36	7-11	.636	0-3	.000	2-2	1.000	1	4	5	4.1	2	2	4	0	2	16	11.5	
at North Dakota	12/18/2024	*	24:23	6-10	.600	2-4	.500	2-4	.500	0	2	2	3.9	1	2	0	0	2	16	11.9	
Kent St.	12/22/2024	*	21:24	4-9	.444	1-5	.200	0-1	.000	0	1	1	3.7	1	5	0	0	0	9	11.7	
South Dakota St.	12/29/2024	*	27:33	8-14	.571	2-7	.286	3-3	1.000	1	4	5	3.8	2	6	0	0	2	21	12.4	
Oklahoma	01/04/2025	*	26:23	5-10	.500	2-5	.400	4-6	.667	2	2	4	3.8	2	5	0	0	2	16	12.6	
Totals			12	344:29	69-129	.535	13-46	.283	26-37	.703	18	35	53	3.8	23	56	23	5	19	177	12.6

Player Averages

Games Played	Minutes/ game	Points/ game	FG Pct	3FG Pct	FT Pct	Rebounds/ game	Assists/ game	Turnovers/ game	Assist/Turnover ratio	Steals/ game	Blocks/ game
14	24.6	12.6	53.5	28.3	70.3	3.8	4.0	1.6	2.4	1.4	0.4

Prep

- Ranked as the No. 30 overall recruit by ESPN, No. 32 by 247Sports and No. 33 by On3 in the class of 2024
- Ranked as the No. 5 point guard in the 2024 class by On3
- Finished his high school career at Link Academy in Missouri
- Originally from Mobile, Ala., Philon was named Mr. Basketball while at Baker High School
- In his final season at Barker, Philon averaged 35.0 points, 6.2 rebounds, 3.9 assists and 2.6 steals per game in 2022-23.
- A two-time Class 7A Player of the Year, Philon scored 2,334 points in his three seasons at Barker
- Was AAU teammates with fellow Crimson Tide freshman Derrion Reid for Team Thad in 2023
- Averaged 12.6 points and 4.5 assists on the Nike EYBL Circuit for Team Thad



1

MARK SEARS

Muscle Shoals, Ala.
Ohio
Hargrave Military Academy

Guard / Senior / 6-1 / 190

CAREER HIGHS

Points	37	vs. Abilene Christian (3/21/22)
Rebounds	13	vs. Bowling Green (3/1/22)
Assists	10	vs. Oklahoma (1/4/25)
Steals	6	2x, last vs. Arizona (12/20/23)
Blocks	1	11x, last vs. Oregon (11/30/24)
Minutes	55	vs. North Carolina (11/27/22)
Field Goals	13	vs. Purdue (12/9/23)
FG Att.	25	vs. Purdue (12/9/23)
3-Point FG	8	vs. Purdue (12/9/23)
3-Point Att.	16	vs. Purdue (12/9/23)
Free Throws	16	last vs. Abilene Christian (3/11/22)
FT Att.	21	last vs. Abilene Christian (3/11/22)

2024-25 SEASON HIGHS

Points	27	vs. Creighton (12/14/24)
Rebounds	6	vs. Creighton (12/14/24)
Assists	10	vs. Oklahoma (1/4/25)
Steals	3	2x, last vs. Oklahoma (1/4/25)
Blocks	1	vs. Oregon (11/30/24)
Minutes	41	vs. Houston (11/26/24)
Field Goals	8	vs. Creighton (12/14/24)
FG Att.	15	2x, last vs. Creighton (12/14/24)
3-Point FG	6	vs. South Dakota State (12/29/24)
3-Point Att.	14	vs. South Dakota State (12/29/24)
Free Throws	12	vs. Houston (11/26/24)
FT Att.	16	vs. Arkansas State (11/9/24)

MISCELLANEOUS STATS

CATEGORY	2024-25	CAREER
Double-digit scoring	13	109
20+ point games	8	58
Double-digit rebounding	0	6
Double-doubles	1	7
Led UA in scoring	10	42
Led UA in rebounding	0	4
Led UA in three-pointers	5	26
Led UA in assists	8	33
Led UA in steals	4	32
Led UA in blocks	1	4
5+ assist games	8	47
3+ three-pointers	7	48
3+ steal games	2	29
3+ block games	0	0

SEARS' CAREER STATS

Year	GP	GS	Min	Avg	FG	FGA	Pct	3FG	3FGA	Pct	FT	FTA	Pct	Off	Def	Tot	Avg	PF	FO	Ast	TO	Blk	Stl	Pts	Avg
2020-21*	24	5	470	19.6	64	137	.467	12	43	.279	63	74	.851	19	47	66	2.8	35	1	81	29	1	24	203	8.5
2021-22*	35	35	1251	35.7	218	492	.443	60	147	.408	192	217	.885	69	141	210	6.0	66	0	145	112	4	59	688	19.7
2022-23	37	37	1103	29.8	136	335	.406	69	200	.345	122	144	.847	26	105	131	3.5	58	1	96	70	3	43	463	12.5
2023-24	37	37	1243	33.6	252	496	.508	95	218	.436	198	231	.857	32	122	154	4.2	73	0	149	90	4	60	797	21.5
2024-25	14	14	448	32.0	70	173	.405	33	99	.333	83	102	.814	7	37	44	3.1	19	0	62	34	1	18	256	18.3
TOTAL	147	128	4516	30.7	740	1633	.453	269	707	.380	658	768	.857	153	452	605	4.1	251	2	533	335	13	204	2407	16.4

* Stats are from Ohio

SEARS' NOTES



2024-25 Alabama Men's Basketball
Individual Game-by-Game
All games

Page 2/13
as of Jan 05, 2025

#1 SEARS, Mark

Opponent	Date	GS	MIN	Total		3-Pointers		Free throws		Rebounds		PF	A	TO	BLK	STL	PTS	AVG			
				FG-FGA	PCT	3FG-3FGA	PCT	FT-FTA	PCT	OFF	DEF								TOT	AVG	
UNC Asheville	11/04/2024	*	24:21	6-8	.750	3-4	.750	5-6	.833	0	3	3	3.0	1	1	2	0	20	20.0		
Arkansas St.	11/08/2024	*	34:22	4-12	.333	0-5	.000	11-16	.688	0	5	5	4.0	1	2	1	0	19	19.5		
McNeese	11/11/2024	*	35:14	4-8	.500	3-5	.600	4-4	1.000	0	3	3	3.7	0	5	1	0	15	18.0		
at Purdue	11/15/2024	*	34:35	5-15	.333	1-6	.167	4-4	1.000	0	4	4	3.8	0	6	4	0	15	17.3		
vs Illinois	11/20/2024	*	21:01	0-5	.000	0-4	.000	0-0	.000	0	1	1	3.2	1	2	2	0	1	0	13.8	
vs Houston	11/26/2024	*	41:05	4-13	.308	4-8	.500	12-14	.857	0	4	4	3.3	3	3	2	0	1	24	15.5	
vs Rutgers	11/27/2024	*	32:54	7-19	.368	3-9	.333	7-10	.700	1	1	2	3.1	4	5	5	0	2	24	16.7	
vs Oregon	11/30/2024	*	34:32	3-14	.214	1-11	.091	4-5	.800	1	3	4	3.3	0	5	3	1	3	11	16.0	
at North Carolina	12/04/2024	*	31:16	7-14	.500	2-7	.286	4-4	1.000	0	2	2	3.1	3	7	3	0	2	20	16.4	
Creighton	12/14/2024	*	34:19	8-15	.533	4-7	.571	7-8	.875	2	4	6	3.4	1	4	1	0	1	27	17.5	
at North Dakota	12/18/2024	*	35:44	7-14	.500	3-7	.429	6-8	.750	0	3	3	3.4	1	5	3	0	2	23	18.0	
Kent St.	12/22/2024	*	25:35	4-9	.444	2-6	.333	6-8	.750	0	2	2	3.3	3	2	5	0	2	16	17.8	
South Dakota St.	12/29/2024	*	31:27	6-14	.429	6-14	.429	2-2	1.000	1	0	1	3.1	0	5	2	0	0	20	18.0	
Oklahoma	01/04/2025	*	32:02	5-13	.385	1-6	.167	11-13	.846	2	2	4	3.1	1	10	0	0	3	22	18.3	
Totals			14	448:26	70-173	.405	33-99	.333	83-102	.814	7	37	44	3.1	19	62	34	1	18	256	18.3

Player Averages

Games Played	Minutes/game	Points/game	FG Pct	3FG Pct	FT Pct	Rebounds/game	Assists/game	Turnovers/game	Assist/Turnover ratio	Steals/game	Blocks/game
14	32.0	18.3	40.5	33.3	81.4	3.1	4.4	2.4	1.8	1.3	0.1

Career Accolades

- Second Team Associated Press All-America (2024)
- Sporting News All-America Second Team (2024)
- USBWA Second Team All-America (2024)
- NABC All-America Third Team (2024)
- NCAA West Region Most Outstanding Player (2024)
- NCAA West Region All-Tournament Team (2024)
- Coaches & Associated Press First Team All-SEC (2024)
- Bob Cousy Finalist (2024)
- Wooden Award Ballot (2024)
- NABC All-District 20 First Team (2024)
- Second Team All-SEC (2023)
- NABC All-District 15 First Team (2022)
- First Team All-MAC (2021-22)
- Shot 50.8 percent from the field, 43.6 percent from three-point range and 85.7 percent from the free throw line
- Ranked No. 11 in Division in points per game
- Shot 43.6 percent from three-point range, which ranks No. 6 in Division I
- Named SEC Player of the Week on Jan. 15 and Jan. 29
- Scored an Alabama career-high 35 points on Dec. 9 vs. Purdue off a career-best 13 made field goals
- Posted a double-double in the NCAA Tournament vs. Grand Canyon scoring 26 points along with an Alabama career-high 12 rebounds
- Scored double-figures in 36 out of 37 games this season
- Posted 30-points or more in four games this season
- Recorded a season-high eight assists twice on Jan. 24 vs. Auburn and Feb. 21 vs. Florida

2022-23

- Played and started in all 37 games
- Averaged 12.5 points, 3.5 rebounds and 2.6 assists per game
- Ranked second on the team in scoring (12.5 ppg)
- Ranked first on the team in steals per game (1.2)
- Ranked No. 3 in the SEC in free throw percentage (84.4)
- Scored double figures in 22 games and four games of scoring 20 points or more
- Scored a season-high 26 points at Arkansas
- Posted a pair of double-doubles including in the final game of the season against San Diego State (3/24) scoring 16 points along with 10 rebounds
- Made 69 three-pointers, which ranked No. 2 on the team and No. 11 in the SEC
- Played a career-high 55 minutes in the win over No. 1 North Carolina
- Averaged 12.3 points, 3.0 rebounds and 2.7 assists per game in the NCAA Tournament



/// 2
ADEN
HOLLOWAY

Charlotte, N.C.
Auburn/Prolific Prep

Guard / Sophomore / 6-1 / 180

CAREER HIGHS

Points	26	vs. South Dakota State (12/29/24)
Rebounds	5	2x, last vs. South Carolina (3/15/24)
Assists	6	4x, last vs. Mississippi State (3/16/24)
Steals	3	2x, last vs. Kent State (12/22/24)
Blocks	1	vs. Baylor (11/7/23)
Minutes	29	vs. Illinois (11/20/24)
Field Goals	9	vs. South Dakota State (12/29/24)
FG Att.	21	vs. South Dakota State (12/29/24)
3-Point FG	8	vs. South Dakota State (12/29/24)
3-Point Att.	19	vs. South Dakota State (12/29/24)
Free Throws	5	2x, last vs. Indiana (12/9/23)
FT Att.	7	vs. Alabama A&M (11/21/23)

2024-25 SEASON HIGHS

Points	26	vs. South Dakota State (12/29/24)
Rebounds	4	vs. UNC Asheville (11/4/24)
Assists	3	vs. Houston (11/26/24)
Steals	3	vs. Kent State (12/22/24)
Blocks	--	
Minutes	29	vs. Illinois (11/20/24)
Field Goals	9	vs. South Dakota State (12/29/24)
FG Att.	21	vs. South Dakota State (12/29/24)
3-Point FG	8	vs. South Dakota State (12/29/24)
3-Point Att.	19	vs. South Dakota State (12/29/24)
Free Throws	3	2x, last vs. Rutgers (11/27/24)
FT Att.	4	vs. Rutgers (11/27/24)

MISCELLANEOUS STATS

CATEGORY	2024-25	CAREER
Double-digit scoring	7	16
20+ point games	1	2
Double-digit rebounding	0	0
Double-doubles	0	0
Led UA in scoring	2	6
Led UA in rebounding	0	0
Led UA in three-pointers	6	19
Led UA in assists	2	15
Led UA in steals	2	6
Led UA in blocks	0	0
5+ assist games	0	9
3+ three-pointers	5	11
3+ steal games	1	2
3+ block games	0	0

HOLLOWAY'S CAREER STATS

Year	GP	GS	Min	Avg	FG	FGA	Pct	3FG	3FGA	Pct	FT	FTA	Pct	Off	Def	Tot	Avg	PF	FO	Ast	TO	Blk	Stl	Pts	Avg
2023-24*	35	26	702	20.1	82	258	.318	52	172	.302	41	53	.774	9	42	51	1.5	43	0	94	31	1	16	257	7.3
2024-25	14	0	286	20.4	51	117	.436	32	84	.381	11	15	.733	6	17	23	1.6	21	0	25	16	0	9	145	10.4
TOTAL	49	27	988	20.2	133	375	.355	84	256	.328	52	68	.765	15	59	74	1.5	64	0	119	47	1	25	402	8.2

*Stats are from Auburn

HOLLOWAY'S NOTES



2024-25 Alabama Men's Basketball
Individual Game-by-Game
All games

Page 3/13
as of Jan 05, 2025

#2 HOLLOWAY, Aden

Opponent	Date	GS	MIN	Total		3-Pointers		Free throws		Rebounds				PF	A	TO	BLK	STL	PTS	AVG
				FG-FGA	PCT	3FG-3FGA	PCT	FT-FTA	PCT	OFF	DEF	TOT	AVG							
UNC Asheville	11/04/2024		24:03	3-6	.500	2-3	.667	3-3	1.000	1	3	4	4.0	2	2	0	0	1	11	11.0
Arkansas St.	11/08/2024		10:28	2-5	.400	2-4	.500	0-0	.000	0	0	0	2.0	4	0	1	0	0	6	8.5
McNeese	11/11/2024		16:15	0-6	.000	0-5	.000	0-0	.000	0	2	2	2.0	0	1	0	0	1	0	5.7
at Purdue	11/15/2024		16:40	3-7	.429	1-4	.250	0-0	.000	0	1	1	1.8	2	2	0	0	0	7	6.0
vs Illinois	11/20/2024		28:58	7-10	.700	3-4	.750	1-1	1.000	1	0	1	1.6	0	2	0	0	1	18	8.4
vs Houston	11/26/2024		26:01	5-8	.625	2-4	.500	2-2	1.000	1	2	3	1.8	3	3	1	0	0	14	9.3
vs Rutgers	11/27/2024		20:42	1-6	.167	0-4	.000	3-4	.750	0	1	1	1.7	1	1	1	0	1	5	8.7
vs Oregon	11/30/2024		24:45	4-12	.333	3-10	.300	0-0	.000	0	2	2	1.8	1	5	2	0	0	11	9.0
at North Carolina	12/04/2024		22:58	5-10	.500	5-9	.556	0-0	.000	0	1	1	1.7	0	2	5	0	0	15	9.7
Creighton	12/14/2024		16:28	2-6	.333	0-4	.000	2-3	.667	1	0	1	1.6	1	0	1	0	1	6	9.3
at North Dakota	12/18/2024		12:36	1-3	.333	1-3	.333	0-0	.000	1	1	2	1.6	3	2	1	0	0	3	8.7
Kent St.	12/22/2024		20:21	5-11	.455	3-8	.375	0-2	.000	0	3	3	1.8	0	2	1	0	3	13	9.1
South Dakota St.	12/29/2024		26:38	9-21	.429	8-19	.421	0-0	.000	1	0	1	1.7	2	2	1	0	1	26	10.4
Oklahoma	01/04/2025		19:17	4-6	.667	2-3	.667	0-0	.000	0	1	1	1.6	2	1	2	0	0	10	10.4
Totals		0	286:08	51-117	.436	32-84	.381	11-15	.733	6	17	23	1.6	21	25	16	0	9	145	10.4

Player Averages


Games Played	Minutes/ game	Points/ game	FG Pct	3FG Pct	FT Pct	Rebounds/ game	Assists/ game	Turnovers/ game	Assist/Turnover ratio	Steals/ game	Blocks/ game
14	20.4	10.4	43.6	38.1	73.3	1.6	1.8	1.1	1.6	0.6	0.0

2023-24 (Auburn)

- A 2024 SEC All-Freshman Team selection
- Played in all 35 games including 26 starts as a freshman last season
- Averaged 7.3 points, 1.5 rebounds and 2.7 assists per game
- Made 52 three-pointers, which ranked No. 9 for most three-pointers made by a freshman in Auburn history
- Two-time SEC Freshman of the Week on Nov. 13 and Dec. 11
- Scored a season-high 24 points on Dec. 9 vs. Indiana

Prep

- A 2023 McDonald's High School All-American
- A five star recruit, Holloway was ranked as the No. 21 overall in the Class of 2023 by ESPN, No. 27 overall by 247Sports and No. 33 overall by Rivals
- The No. 6 point guard prospect in the class of 2023
- Led Prolific Prep to the No. 3 national ranking and 36-1 overall record averaging a team-best 18.5 points, 5.1 assists and 4.4 rebounds per game as a senior
- Started his playing career at Matthews (N.C.) Covenant Day School where he averaged 21.9 points, 5.3 rebounds, 2.7 assists and 2.3 steals per game
- Shot 50.8 percent from the field, 43.6 percent from three-point range and 85.7 percent from the free throw line
- Ranked No. 11 in Division in points per game
- Shot 43.6 percent from three-point range, which ranks No. 6 in Division I
- Named SEC Player of the Week on Jan. 15 and Jan. 29



**GRANT
NELSON**

Devils Lake, N.D.
Devils Lake HS

Forward / Graduate / 6-11 / 230

CAREER HIGHS

Points	36	vs. North Dakota (1/27/23)
Rebounds	22	vs. South Dakota State (3/6/23)
Assists	8	vs. Denver (2/11/23)
Steals	3	3x, at Mississippi State (1/13/24)
Blocks	6	vs. Florida (2/21/24)
Minutes	40	vs. Houston (11/26/24)
Field Goals	14	at Western Illinois (12/19/22)
FG Att.	23	at Western Illinois (12/19/22)
3-Point FG	4	2x, last vs. Illinois (11/20/24)
3-Point Att.	15	vs. Arizona (12/20/23)
Free Throws	11	vs. South Dakota (3/5/23)
FT Att.	13	2x, last vs. North Carolina (3/28/24)

2024-25 SEASON HIGHS

Points	23	2x, last at North Dakota (12/18/24)
Rebounds	14	vs. Kent State (12/22/24)
Assists	3	3x, last vs. South Dakota State (12/29/24)
Steals	2	2x, last vs. Oklahoma (1/4/25)
Blocks	4	vs. Illinois (11/20/24)
Minutes	40	vs. Houston (11/26/24)
Field Goals	9	2x, last at North Dakota (12/18/24)
FG Att.	15	vs. Illinois (11/20/24)
3-Point FG	4	vs. Illinois (11/20/24)
3-Point Att.	9	vs. Illinois (11/20/24)
Free Throws	8	vs. McNeese State (11/11/24)
FT Att.	10	vs. McNeese State (11/11/24)

MISCELLANEOUS STATS

CATEGORY	2024-25	CAREER
Double-digit scoring	10	69
20+ point games	3	33
Double-digit rebounding	6	33
Double-doubles	4	31
Led UA in scoring	3	44
Led UA in rebounding	10	46
Led UA in three-pointers	2	18
Led UA in assists	1	19
Led UA in steals	2	21
Led UA in blocks	6	80
5+ assist games	1	9
3+ three-pointers	1	7
3+ steal games	0	4
3+ block games	2	32

NELSON'S CAREER STATS

Year	GP	GS	Min	Avg	FG	FGA	Pct	3FG	3FGA	Pct	FT	FTA	Pct	Off	Def	Tot	Avg	PF	FO	Ast	TO	Blk	Stl	Pts	Avg
2020-21*	27	5	562	20.8	64	136	.471	16	45	.356	27	38	.711	33	67	100	3.7	51	1	17	41	25	6	171	6.3
2021-22*	29	21	749	25.8	132	260	.508	28	87	.322	44	60	.733	47	95	142	4.9	76	3	32	46	38	6	336	11.6
2022-23*	30	30	919	30.6	199	382	.521	25	93	.269	113	157	.720	65	213	278	9.3	81	1	63	78	50	23	536	17.9
2023-24	37	37	949	25.7	144	295	.488	30	110	.273	122	150	.813	59	158	217	5.9	115	6	56	51	60	23	440	11.9
2024-25	14	12	384	27.4	66	118	.559	12	42	.286	39	58	.672	28	95	123	8.8	33	1	26	27	18	9	183	13.1
TOTAL	137	105	3564	26.0	605	1191	.508	111	377	.294	345	463	.745	232	628	860	6.3	356	12	194	243	191	67	1666	12.2

* Stats are from North Dakota State

NELSON'S SEASON STATS



2024-25 Alabama Men's Basketball
Individual Game-by-Game
All games

Page 5/13
as of Jan 05, 2025

#4 NELSON, Grant

Opponent	Date	GS	MIN	Total		3-Pointers		Free throws		Rebounds			PF	A	TO	BLK	STL	PTS	AVG	
				FG-FGA	PCT	3FG-3FGA	PCT	FT-FTA	PCT	OFF	DEF	TOT								AVG
UNC Asheville	11/04/2024		15:25	0-1	.000	0-1	.000	2-4	.500	0	3	3	3.0	1	1	2	0	2	2.0	
Arkansas St.	11/08/2024		27:08	4-7	.571	0-2	.000	4-6	.667	2	4	6	4.5	2	2	1	0	1	12	7.0
McNeese	11/11/2024	*	27:06	6-9	.667	2-4	.500	8-10	.800	4	3	7	5.3	3	3	1	0	22	12.0	
at Purdue	11/15/2024	*	29:08	5-7	.714	1-3	.333	1-1	1.000	2	9	11	6.8	5	1	1	1	1	12	12.0
vs Illinois	11/20/2024	*	28:09	9-15	.600	4-9	.444	1-1	1.000	0	8	8	7.0	3	2	1	4	1	23	14.2
vs Houston	11/26/2024	*	39:45	4-8	.500	1-3	.333	4-6	.667	4	6	10	7.5	4	0	4	0	2	13	14.0
vs Rutgers	11/27/2024	*	29:56	5-12	.417	0-2	.000	7-9	.778	1	8	9	7.7	2	3	1	1	0	17	14.4
vs Oregon	11/30/2024	*	26:58	3-6	.500	0-2	.000	1-2	.500	2	5	7	7.6	3	6	3	1	0	7	13.5
at North Carolina	12/04/2024	*	24:19	4-9	.444	0-1	.000	2-2	1.000	1	8	9	7.8	4	0	2	1	0	10	13.1
Creighton	12/14/2024	*	24:33	1-6	.167	0-2	.000	2-3	.667	2	8	10	8.0	2	1	3	0	0	4	12.2
at North Dakota	12/18/2024	*	35:45	9-14	.643	0-4	.000	5-6	.833	2	8	10	8.2	2	2	2	3	0	23	13.2
Kent St.	12/22/2024	*	22:04	4-5	.800	0-1	.000	1-5	.200	6	8	14	8.7	1	0	4	2	1	9	12.8
South Dakota St.	12/29/2024	*	25:03	7-8	.875	2-3	.667	1-3	.333	0	8	8	8.6	1	3	0	2	1	17	13.2
Oklahoma	01/04/2025	*	28:50	5-11	.455	2-5	.400	0-0	.000	2	9	11	8.8	0	2	0	2	2	12	13.1
Totals			12 384:09	66-118	.559	12-42	.286	39-58	.672	28	95	123	8.8	33	26	27	18	9	183	13.1

Player Averages

Games Played	Minutes/game	Points/game	FG Pct	3FG Pct	FT Pct	Rebounds/game	Assists/game	Turnovers/game	Assist/Turnover ratio	Steals/game	Blocks/game
14	27.4	13.1	55.9	28.6	67.2	8.8	1.9	1.9	1.0	0.6	1.3

2023-24

- Named to the 2024 NCAA West Region All-Tournament Team
- Played and started in all 37 games
- Averaged 11.9 points, 5.9 rebounds, 1.5 assists and 1.6 blocks per game
- Led the team in rebounds (217) and ranked No. 15 in the SEC in rebounds per game
- Posted a team-best 60 blocks, which ranked fourth in the SEC
- Became the first player since Kevin Love (UCLA) in 2008 and first SEC player since Joakim Noah (Florida) in 2006 to record 20 points, 10 rebounds and 4-plus blocks in a Sweet 16 game or later with 24 points, 12 rebounds and 5 blocks in Alabama's Sweet 16 win over North Carolina
- Posted four double-doubles throughout the season including two during the NCAA Tournament against North Carolina (24 points and 12 rebounds) and UConn (19 points and 15 rebounds)
- Averaged 11.4 points, 7.2 rebounds and 2.0 blocks per game throughout the NCAA Tournament
- Scored double-figures in 22 games, including a season-high 24 points on March 28 vs. North Carolina and in the season opener against Morehead State on Nov. 6
- Won the Hard Hat Award ten times this season, tied with Aaron Estrada for the team lead
- Ranked second on the team with 31 dunks
- Named to the Naismith Trophy Preseason Watch List
- Coaches Preseason All-SEC Second Team selection
- Named to the Karl Malone Award Preseason Watch List

2020-23 (North Dakota State)

- Ranked as the No. 17 transfer according to ESPN.com
- Enters the 2023-24 season as the No. 41 returning scorer in Division I
- Earned First Team All-Summit honors in 2023
- Became the second NDSU player to ever be a USBWA All-District honoree in 2023
- Averaged 19.9 points, 9.8 rebounds, 2.4 assists, 1.7 blocks and 1.1 steals per game in 2023, leading NDSU in every category
- Scored 1,043 career points and grabbed 520 rebounds for the Bison
- Scored a career-high 36 points last season against North Dakota
- Named Summit League Sixth Man of the Year in 2021 while earning a spot on the Summit League All-Newcomer Team during his freshman season

Prep

- Attended Devils Lake High School where he was named North Dakota's Mr. Basketball in 2020
- A unanimous First Team All-State selection during his senior season after averaging 25 points, 18 rebounds and 5.7 blocks per game



**CHRIS
YOUNGBLOOD**

Tuscaloosa, Ala.
USF/Kennesaw St./East Coweta

Guard / Graduate / 6-4 / 223

CAREER HIGHS

Points	29	vs. Tulane (3/5/24)
Rebounds	12	at Nebraska (12/22/21)
Assists	7	vs. USC Upstate (12/20/22)
Steals	5	vs. Toccoa Falls (12/30/21)
Blocks	3	3x, last vs. Alabama State (12/29/23)
Minutes	38	vs. Temple (1/4/24)
Field Goals	10	2x, last vs. VCU (3/24/24)
FG Att.	18	at UAB (1/7/24)
3-Point FG	6	3x, last at Rice (2/10/24)
3-Point Att.	12	vs. Dalton State (12/12/20)
Free Throws	12	vs. Florida Atlantic (2/18/24)
FT Att.	13	vs. Florida Atlantic (2/18/24)

2024-25 SEASON HIGHS

Points	10	at North Dakota (12/18/24)
Rebounds	8	vs. Oklahoma (1/4/24)
Assists	2	vs. Oklahoma (1/4/24)
Steals	2	3x, last vs. Oklahoma (1/4/24)
Blocks	1	vs. Oklahoma (1/4/24)
Minutes	22	vs. Kent State (12/22/24)
Field Goals	3	3x, last vs. Oklahoma (1/4/24)
FG Att.	10	vs. Kent State (12/22/24)
3-Point FG	2	2x, last vs. Kent State (12/22/24)
3-Point Att.	9	vs. Kent State (12/22/24)
Free Throws	2	3x, last vs. Oklahoma (1/4/24)
FT Att.	2	3x, last vs. Oklahoma (1/4/24)

MISCELLANEOUS STATS

CATEGORY	2024-25	CAREER
Double-digit scoring	1	100
20+ point games	0	19
Double-digit rebounding	0	2
Double-doubles	0	2
Led UA in scoring	0	46
Led UA in rebounding	0	22
Led UA in three-pointers	0	50
Led UA in assists	0	18
Led UA in steals	0	20
Led UA in blocks	0	20
5+ assist games	0	5
3+ three-pointers	0	49
3+ steal games	0	6
3+ block games	0	3

YOUNGBLOOD'S CAREER STATS

Year	GP	GS	Min	Avg	FG	FGA	Pct	3FG	3FGA	Pct	FT	FTA	Pct	Off	Def	Tot	Avg	PF	FO	Ast	TO	Blk	Stl	Pts	Avg
2020-21^	24	21	778	32.4	105	265	.396	50	151	.331	37	44	.841	9	69	78	3.3	52	0	42	40	13	19	297	12.4
2021-22^	30	30	824	30.8	151	317	.476	70	173	.405	45	57	.789	51	106	157	5.2	66	1	31	42	14	27	417	13.9
2022-23^	35	35	1098	31.4	168	362	.464	81	195	.415	96	117	.821	48	115	163	4.7	89	4	64	45	14	37	513	14.7
2023-24*	33	32	988	29.9	160	349	.458	69	166	.416	116	140	.829	29	54	83	2.5	86	2	70	46	19	19	505	15.3
2024-25	5	0	94	18.9	12	37	.324	7	29	.241	6	6	1.000	5	9	14	2.8	10	0	6	4	1	6	37	7.4
TOTAL	127	118	3882	30.6	596	1330	.448	277	714	.388	300	364	.824	142	353	495	3.9	303	7	213	177	61	108	1769	13.9

^ Stats are from Kennesaw State; * Stats are from USF

YOUNGBLOOD'S NOTES



2024-25 Alabama Men's Basketball
Individual Game-by-Game
All games

Page 6/13
as of Jan 05, 2025

#8 YOUNGBLOOD, Chris

Opponent	Date	GS	MIN	Total		3-Pointers		Free throws		Rebounds				PF	A	TO	BLK	STL	PTS	AVG
				FG-FGA	PCT	3FG-3FGA	PCT	FT-FTA	PCT	OFF	DEF	TOT	AVG							
Creighton	12/14/2024		16:20	2-6	.333	1-5	.200	0-0	.000	0	1	1	1.0	1	1	1	0	2	5	5.0
at North Dakota	12/18/2024		19:10	3-5	.600	2-4	.500	2-2	1.000	0	1	1	1.0	1	1	2	0	0	10	7.5
Kent St.	12/22/2024		21:16	3-10	.300	2-9	.222	0-0	.000	1	2	3	1.7	3	1	1	0	0	8	7.7
South Dakota St.	12/29/2024		17:41	1-7	.143	1-6	.167	2-2	1.000	0	1	1	1.5	1	1	0	0	2	5	7.0
Oklahoma	01/04/2025		19:53	3-9	.333	1-5	.200	2-2	1.000	4	4	8	2.8	4	2	0	1	2	9	7.4
Totals		0	94:20	12-37	.324	7-29	.241	6-6	1.000	5	9	14	2.8	10	6	4	1	6	37	7.4

Player Averages

Games Played	Minutes/ game	Points/ game	FG Pct	3FG Pct	FT Pct	Rebounds/ game	Assists/ game	Turnovers/ game	Assist/Turnover ratio	Steals/ game	Blocks/ game
5	18.9	7.4	32.4	24.1	100.0	2.8	1.2	0.8	1.5	1.2	0.2

Career Accolades

- AAC Co-Player of the Year (2024)
- First Team All-AAC (2024)
- First Team All-ASUN (2023)
- NABC All-District 3 First Team (2023)
- Lou Henson Mid-Major Player of the Year Finalist (2023)
- ASUN All-Freshman Team (2021)
- Scored 1,732 career points throughout his collegiate career

2023-24 (South Florida)

- Named American Athletic Conference Co-Player of the Year, becoming South Florida's first Player of the Year since 1983 (Charlie Bradley)
- Led South Florida to its first-ever regular season conference title with a 25-8 overall record and a 16-2 record in the AAC in 2023-24
- Played in all 33 games for USF including 32 starts averaging a team-best 15.3 points per game along with 2.5 rebounds and 2.1 assists per contest
- Shot 41.6 percent from three-point range and 45.8 percent from the field
- Scored double-figures in 27 games including eight games scoring 20-points or more
- Scored a season-high 29 points on March 5 vs. Tulane

2021-23 (Kennesaw State)

- Scored 1,227 points in three seasons at Kennesaw State
- Was a First Team All-ASUN selection and NABC First Team All-District 3 honoree in 2023
- Led Kennesaw State to the 2023 NCAA Tournament for the first time in program history
- In his final season at Kennesaw State, Youngblood averaged 14.7 points, 4.7 rebounds and 1.8 assists per game
- A 2021 ASUN All-Freshman Team selection

Prep

- A four-star recruit by 247Sports and Rivals, Youngblood was the ninth-ranked recruit out of Georgia and top-30 for his position
- Originally from Tuscaloosa, Youngblood led East Coweta HS to a 24-4 record in 2018-19
- Averaged 16.3 points, 8.3 rebounds and 1.7 steals per game as a junior at East Coweta



/// 10
MOUHAMED
DIUBATE

Queens, N.Y.
Putnam Science Academy

Forward / Sophomore / 6-7 / 215

CAREER HIGHS

Points	14	vs. Mississippi State (2/3/24)
Rebounds	16	vs. Houston (11/26/24)
Assists	2	5x, last vs. South Dakota State (12/29/24)
Steals	3	2x, last vs. South Dakota State (12/29/24)
Blocks	3	2x, last vs. Houston (11/26/24)
Minutes	28	vs. Houston (11/26/24)
Field Goals	6	vs. Mississippi State (2/3/24)
FG Att.	14	vs. Mississippi State (2/3/24)
3-Point FG	1	4x, last vs. Illinois (11/20/24)
3-Point Att.	3	vs. Mississippi State (2/3/24)
Free Throws	5	vs. Morehead State (11/6/24)
FT Att.	8	vs. Morehead State (11/6/24)

2024-25 SEASON HIGHS

Points	11	vs. UNC Asheville (11/4/24)
Rebounds	16	vs. Houston (11/26/24)
Assists	2	2x, last vs. South Dakota State (12/29/24)
Steals	3	2x, last vs. South Dakota State (12/29/24)
Blocks	3	vs. Houston (11/26/24)
Minutes	28	vs. Houston (11/26/24)
Field Goals	5	vs. UNC Asheville (11/4/24)
FG Att.	9	vs. UNC Asheville (11/4/24)
3-Point FG	1	3x, last vs. Illinois (11/20/24)
3-Point Att.	3	vs. Illinois (11/20/24)
Free Throws	4	2x, last vs. Houston (11/26/24)
FT Att.	4	3x, last at North Dakota (12/18/24)

MISCELLANEOUS STATS

CATEGORY	2024-25	CAREER
Double-digit scoring	3	5
20+ point games	0	0
Double-digit rebounding	2	2
Double-doubles	1	1
Led UA in scoring	0	0
Led UA in rebounding	3	4
Led UA in three-pointers	0	0
Led UA in assists	0	1
Led UA in steals	3	4
Led UA in blocks	2	10
5+ assist games	0	0
3+ three-pointers	0	0
3+ steal games	2	2
3+ block games	1	2

DIUBATE'S CAREER STATS

Year	GP	GS	Min	Avg	FG	FGA	Pct	3FG	3FGA	Pct	FT	FTA	Pct	Off	Def	Tot	Avg	PF	FO	Ast	TO	Blk	Stl	Pts	Avg
2023-24	33	0	256	7.8	36	76	.474	1	11	.091	24	51	.471	34	45	79	2.4	39	0	14	13	16	10	97	2.9
2024-25	14	0	185	13.2	21	44	.477	3	11	.273	21	27	.778	33	42	75	5.4	26	0	12	7	8	13	66	4.7
TOTAL	47	0	441	9.4	57	120	.475	4	22	.182	45	78	.577	67	87	154	3.3	65	0	26	20	24	23	163	3.5

DIUBATE'S NOTES



2024-25 Alabama Men's Basketball
Individual Game-by-Game
All games

Page 7/13
as of Jan 05, 2025

#10 DIUBATE, Mouhamed

Opponent	Date	GS	MIN	Total FG-FGA	PCT	3FG-3FGA	PCT	Free throws FT-FTA	PCT	Rebounds OFF DEF TOT AVG	PF	A	TO	BLK	STL	PTS	AVG
UNC Asheville	11/04/2024		15:39	5-9	.556	1-1	1.000	0-0	.000	4 3 7 7.0	1	2	0	0	0	11	11.0
Arkansas St.	11/08/2024		11:30	2-3	.667	1-1	1.000	1-2	.500	3 2 5 6.0	3	1	1	0	1	6	8.5
McNeese	11/11/2024		08:22	0-2	.000	0-1	.000	0-0	.000	0 1 1 4.3	1	0	0	0	3	0	5.7
at Purdue	11/15/2024		09:23	0-1	.000	0-1	.000	4-4	1.000	1 2 3 4.0	1	1	1	1	0	4	5.3
vs Illinois	11/20/2024		03:19	1-3	.333	1-3	.333	0-0	.000	0 0 0 3.2	0	1	0	0	0	3	4.8
vs Houston	11/26/2024		27:38	3-9	.333	0-2	.000	4-4	1.000	5 11 16 5.3	4	1	0	3	1	10	5.7
vs Rutgers	11/27/2024		24:33	4-4	1.000	0-0	.000	2-2	1.000	5 4 9 5.9	4	1	0	2	2	10	6.3
vs Oregon	11/30/2024		17:45	1-4	.250	0-1	.000	4-4	1.000	1 4 5 5.8	2	2	1	0	1	6	6.3
at North Carolina	12/04/2024		14:21	0-1	.000	0-0	.000	0-0	.000	2 2 4 5.6	3	0	0	0	1	0	5.6
Creighton	12/14/2024		04:00	1-1	1.000	0-0	.000	0-1	.000	0 1 1 5.1	1	0	0	0	0	2	5.2
at North Dakota	12/18/2024		07:57	0-0	.000	0-0	.000	3-4	.750	3 2 5 5.1	2	0	0	0	1	3	5.0
Kent St.	12/22/2024		15:08	0-1	.000	0-1	.000	1-2	.500	2 6 8 5.3	0	1	0	2	0	1	4.7
South Dakota St.	12/29/2024		17:35	2-3	.667	0-0	.000	2-3	.667	7 4 11 5.8	1	2	2	0	3	6	4.8
Oklahoma	01/04/2025		08:15	2-3	.667	0-0	.000	0-1	.000	0 0 0 5.4	3	0	2	0	0	4	4.7
Totals		0	185:26	21-44	.477	3-11	.273	21-27	.778	33 42 75 5.4	26	12	7	8	13	66	4.7

Player Averages

Games Played	Minutes/ game	Points/ game	FG Pct	3FG Pct	FT Pct	Rebounds/ game	Assists/ game	Turnovers/ game	Assist/Turnover ratio	Steals/ game	Blocks/ game
14	13.2	4.7	47.7	27.3	77.8	5.4	0.9	0.5	1.7	0.9	0.6

2023-24

- Appeared in 33 games throughout the season
- Averaged 2.9 points, 2.4 rebounds, 0.4 assists and 0.5 blocks per game
- Scored double-figures twice this season, including a season-high 14 points on Feb. 3 vs. Mississippi State
- Scored 9 of Alabama's final 15 points in its Round of 32 win over Grand Canyon
- Recipient of the Hard Hat Award on Feb. 3 against Mississippi State

Prep

- A four-star prospect, rated as the No. 18 power forward in the country by 247 Sports and the No. 74 player in the country by Rivals
- Won the National Prep Championship at Putnam Science Academy
- Averaged 13.6 points, 7.7 rebounds and 1.1 assists this past summer for the PSA Cardinals on the EYBL circuit
- Named to the 2022 EYBL First Team
- Most points scored around the rim (309) according to Synergy Sports on the EYBL circuit
- Chose Alabama over Maryland, Ohio State, Virginia Tech and Wake Forest, among others



11
CLIFFORD
OMORUYI

Benin City, Nigeria
Rutgers/Roselle Catholic

Center / Graduate / 6-11 / 250

CAREER HIGHS

Points	25	vs. LIU (12/16/23)
Rebounds	17	vs. Stonehill (12/30/23)
Assists	3	3x, last vs. Purdue (3/10/23)
Steals	3	3x, last at Minnesota (2/18/24)
Blocks	8	2x, last vs. Wisconsin (2/10/24)
Minutes	38	2x, last at Wisconsin (2/18/23)
Field Goals	12	vs. LIU (12/16/23)
FG Att.	19	at Illinois (1/21/24)
3-Point FG	1	7x, last at Illinois (1/21/24)
3-Point Att.	2	6x, last at Purdue (1/2/23)
Free Throws	11	vs. Stonehill (12/30/23)
FT Att.	20	vs. Stonehill (12/30/23)

2024-25 SEASON HIGHS

Points	16	vs. UNC Asheville (11/4/24)
Rebounds	12	vs. Kent State (12/22/24)
Assists	2	3x, last vs. Creighton (12/14/24)
Steals	1	vs. South Dakota State (12/29/24)
Blocks	4	at Purdue (11/15/24)
Minutes	25	2x, last vs. Creighton (12/14/24)
Field Goals	6	vs. UNC Asheville (11/4/24)
FG Att.	7	at North Carolina (12/4/24)
3-Point FG	--	--
3-Point Att.	--	--
Free Throws	4	2x, last vs. Creighton (12/14/24)
FT Att.	4	6x, last vs. Creighton (12/14/24)

MISCELLANEOUS STATS

CATEGORY	2024-25	CAREER
Double-digit scoring	4	70
20+ point games	0	8
Double-digit rebounding	1	38
Double-doubles	0	29
Led UA in scoring	0	24
Led UA in rebounding	2	63
Led UA in three-pointers	0	2
Led UA in assists	0	1
Led UA in steals	0	10
Led UA in blocks	6	80
5+ assist games	0	0
3+ three-pointers	0	0
3+ steal games	0	2
3+ block games	2	40

OMORUYI'S CAREER STATS

Year	GP	GS	Min	Avg	FG	FGA	Pct	3FG	3FGA	Pct	FT	FTA	Pct	Off	Def	Tot	Avg	PF	FO	Ast	TO	Blk	Stl	Pts	Avg
2020-21*	23	6	346	15.0	36	57	.632	1	2	.500	14	33	.424	19	72	91	4.0	45	0	4	10	16	9	87	3.8
2021-22*	32	32	919	28.7	161	258	.624	1	6	.167	59	98	.602	59	181	250	7.8	70	0	12	41	40	17	382	11.9
2022-23*	34	34	1030	30.3	179	353	.507	4	22	.182	87	144	.604	106	219	325	9.6	90	1	32	62	72	20	449	13.2
2023-24*	32	32	860	26.9	130	254	.512	1	5	.200	72	118	.610	82	185	267	8.3	84	3	15	44	93	22	333	10.4
2024-25	14	14	261	18.6	39	53	.736	0	0	.000	23	35	.657	23	64	87	6.2	39	0	10	11	17	2	101	7.2
TOTAL	135	118	3415	25.3	545	975	.559	7	35	.200	255	428	.596	299	721	1020	7.6	328	4	73	168	238	70	1352	10.0

* Stats are from Rutgers

OMORUYI'S NOTES



2024-25 Alabama Men's Basketball
Individual Game-by-Game
All games

Page 8/13
as of Jan 05, 2025

#11 OMORUYI, Clifford

Opponent	Date	GS	MIN	Total		3-Pointers		Free throws		Rebounds		PF	A	TO	BLK	STL	PTS	AVG			
				FG-FGA	PCT	3FG-3FGA	PCT	FT-FTA	PCT	OFF	DEF								TOT	AVG	
UNC Asheville	11/04/2024	*	18:48	6-6	1.000	0-0	.000	4-4	1.000	1	7	8	8.0	3	1	1	2	0	16	16.0	
Arkansas St.	11/08/2024	*	16:57	5-6	.833	0-0	.000	2-4	.500	1	8	9	8.5	4	0	0	1	0	12	14.0	
McNeese	11/11/2024	*	17:58	1-1	1.000	0-0	.000	2-3	.667	4	3	7	8.0	3	0	2	3	0	4	10.7	
at Purdue	11/15/2024	*	22:20	2-5	.400	0-0	.000	3-4	.750	2	5	7	7.8	4	0	0	4	0	7	9.8	
vs Illinois	11/20/2024	*	15:15	3-4	.750	0-0	.000	0-1	.000	0	6	6	7.4	4	2	0	0	0	6	9.0	
vs Houston	11/26/2024	*	16:52	1-1	1.000	0-0	.000	2-4	.500	2	1	3	6.7	2	0	1	1	0	4	8.2	
vs Rutgers	11/27/2024	*	14:42	3-3	1.000	0-0	.000	0-1	.000	2	2	4	6.3	4	2	1	0	0	6	7.9	
vs Oregon	11/30/2024	*	18:23	3-6	.500	0-0	.000	1-2	.500	2	4	6	6.3	4	0	1	0	0	7	7.8	
at North Carolina	12/04/2024	*	24:08	4-7	.571	0-0	.000	3-4	.750	1	4	5	6.1	2	2	0	2	0	11	8.1	
Creighton	12/14/2024	*	25:01	2-3	.667	0-0	.000	4-4	1.000	0	4	4	5.9	2	2	0	0	1	8	8.1	
at North Dakota	12/18/2024	*	14:05	0-0	.000	0-0	.000	1-2	.500	1	4	5	5.8	2	0	2	0	0	1	7.5	
Kent St.	12/22/2024	*	18:45	3-5	.600	0-0	.000	1-2	.500	4	8	12	6.3	2	0	2	1	0	7	7.4	
South Dakota St.	12/29/2024	*	19:56	1-1	1.000	0-0	.000	0-0	.000	0	4	4	6.2	3	1	1	2	1	2	7.0	
Oklahoma	01/04/2025	*	17:29	5-5	1.000	0-0	.000	0-0	.000	3	4	7	6.2	0	0	0	1	0	10	7.2	
Totals			14	260:39	39-53	.736	0-0	.000	23-35	.657	23	64	87	6.2	39	10	11	17	2	101	7.2

Player Averages

Games Played	Minutes/game	Points/game	FG Pct	3FG Pct	FT Pct	Rebounds/game	Assists/game	Turnovers/game	Assist/Turnover ratio	Steals/game	Blocks/game
14	18.6	7.2	73.6	0.0	65.7	6.2	0.7	0.8	0.9	0.1	1.2

Career Accolades

- Honorable Mention All-Big Ten (2024, 2022)
- Big Ten All-Defensive Team (2024)
- First Team All-Big Ten Defensive Team (2023)
- Second Team All-Big Ten Media (2023)
- Kareem Abdul-Jabbar Award Finalist (2023)
- USBWA All-District II (2023)
- Big Ten Sportsmanship Team (2022)

2021-24 (Rutgers)

- Became the first Rutgers player to lead the team in scoring, rebounding and blocked shots since Keith Hughes did so in the 1990-1991 season (10.3 ppg, 8.3 rpg, 2.9 bpg)
- Ranks fourth all-time in Rutgers program history in career field goal percentage (.549) and rebounds (933) and sixth in blocks (221)
- Recorded 93 blocks in 2024, which ranked sixth for most by a Rutgers player in a single season and the most by a Big Ten player since 2018
- Scored 1,251 points throughout his career at Rutgers
- Was the first Big Ten first player to record at least nine rebounds, eight blocks and seven points in a Big Ten game since Penn State's Mike Watkins in 2017

Prep

- A consensus four-star prospect who was universally lauded as a top-50 prospect in the nation
- Ranked No. 36 nationally by Rivals and the seventh-ranked center in the nation
- Averaged 14.2 points, 11.5 rebounds and 5.4 blocks while shooting 57 percent from the field as a senior, leading Roselle Catholic to a 22-7 record and NJSIAA Non-Public B North title
- Named New Jersey Gatorade Player of the Year
- Born in Nigeria before moving to New Jersey at 14 years old
- Began high school at Queen of Peace before transferring to Roselle Catholic
- Mother is Gladys Omoruyi
- Has two brothers, Alfred and Brodrick, and a sister, Stella



15

JARIN STEVENSON

Chapel Hill, N.C.
Seaforth HS

Forward / Sophomore / 6-11 / 215

CAREER HIGHS

Points	19	vs. Clemson (3/30/24)
Rebounds	7	UNC Asheville (11/4/24)
Assists	3	vs. McNeese State (11/11/24)
Steals	2	vs. McNeese State (11/11/24)
Blocks	2	4x, last vs. South Dakota State (12/29/24)
Minutes	25	vs. Clemson (3/30/24)
Field Goals	7	vs. Clemson (3/30/24)
FG Att.	11	vs. Clemson (3/30/24)
3-Point FG	5	vs. Clemson (3/30/24)
3-Point Att.	8	vs. Clemson (3/30/24)
Free Throws	4	3x, last vs. Rutgers (11/27/24)
FT Att.	6	UNC Asheville (11/4/24)

2024-25 SEASON HIGHS

Points	10	2x, last vs. Rutgers (11/27/24)
Rebounds	7	vs. UNC Asheville (11/4/24)
Assists	3	vs. McNeese State (11/11/24)
Steals	2	2x, last vs. South Dakota State (12/29/24)
Blocks	2	2x, last vs. Oklahoma (1/4/24)
Minutes	23	vs. McNeese State (11/11/24)
Field Goals	4	vs. Oklahoma (1/4/24)
FG Att.	9	vs. Oklahoma (1/4/24)
3-Point FG	3	vs. Oregon (11/30/24)
3-Point Att.	5	vs. McNeese State (11/11/24)
Free Throws	4	3x, last vs. Kent State (12/22/24)
FT Att.	6	2x, last vs. Kent State (12/22/24)

MISCELLANEOUS STATS

CATEGORY	2024-25	CAREER
Double-digit scoring	2	8
20+ point games	0	0
Double-digit rebounding	0	0
Double-doubles	0	0
Led UA in scoring	1	2
Led UA in rebounding	0	1
Led UA in three-pointers	1	4
Led UA in assists	0	0
Led UA in steals	0	0
Led UA in blocks	3	6
5+ assist games	0	0
3+ three-pointers	1	3
3+ steal games	0	0
3+ block games	0	0

STEVENSON'S CAREER STATS

Year	GP	GS	Min	Avg	FG	FGA	Pct	3FG	3FGA	Pct	FT	FTA	Pct	Off	Def	Tot	Avg	PF	FO	Ast	TO	Blk	Stl	Pts	Avg
2023-24	37	5	614	16.6	66	158	.418	32	101	.317	31	45	.689	23	76	99	2.7	64	2	16	34	13	8	195	5.3
2024-25	14	10	230	16.4	21	60	.350	9	43	.209	15	27	.556	14	32	46	3.3	25	1	13	10	8	3	66	4.7
TOTAL	51	15	844	16.6	87	218	.399	41	144	.285	46	72	.639	37	108	145	2.8	89	3	29	44	21	11	261	5.1

STEVENSON'S NOTES



2024-25 Alabama Men's Basketball
Individual Game-by-Game
All games

Page 9/13
as of Jan 05, 2025

#15 STEVENSON, Jarin

Opponent	Date	GS	MIN	Total		3-Pointers		Free throws		Rebounds				PF	A	TO	BLK	STL	PTS	AVG
				FG-FGA	PCT	3FG-3FGA	PCT	FT-FTA	PCT	OFF	DEF	TOT	AVG							
UNC Asheville	11/04/2024	*	21:12	3-6	.500	0-3	.000	4-6	.667	1	6	7	7.0	1	2	0	1	0	10	10.0
Arkansas St.	11/08/2024	*	09:59	1-2	.500	0-1	.000	0-1	.000	2	3	5	6.0	4	1	1	1	0	2	6.0
McNeese	11/11/2024	*	22:52	2-7	.286	0-5	.000	0-2	.000	0	2	2	4.7	1	3	1	1	2	4	5.3
at Purdue	11/15/2024	*	14:24	0-4	.000	0-4	.000	0-0	.000	0	1	1	3.8	1	0	0	0	0	0	4.0
vs Illinois	11/20/2024	*	13:04	2-5	.400	0-3	.000	0-0	.000	0	2	2	3.4	1	1	0	0	0	4	4.0
vs Houston	11/26/2024	*	09:54	0-1	.000	0-1	.000	1-3	.333	2	1	3	3.3	2	1	0	0	0	1	3.5
vs Rutgers	11/27/2024	*	16:46	2-3	.667	2-3	.667	4-4	1.000	1	3	4	3.4	4	0	2	0	0	10	4.4
vs Oregon	11/30/2024	*	18:45	3-4	.750	3-4	.750	2-3	.667	0	5	5	3.6	5	0	1	0	0	11	5.3
at North Carolina	12/04/2024	*	16:15	2-4	.500	2-3	.667	0-0	.000	0	3	3	3.6	1	1	1	1	0	6	5.3
Creighton	12/14/2024	*	16:35	0-3	.000	0-2	.000	0-0	.000	0	2	2	3.4	0	1	0	0	1	0	4.8
at North Dakota	12/18/2024	*	11:33	1-4	.250	1-4	.250	0-2	.000	2	2	4	3.5	0	0	2	0	0	3	4.6
Kent St.	12/22/2024	*	17:53	0-2	.000	0-2	.000	4-6	.667	2	2	4	3.5	2	2	1	0	0	4	4.6
South Dakota St.	12/29/2024	*	19:42	1-6	.167	0-4	.000	0-0	.000	2	0	2	3.4	1	1	0	2	0	2	4.4
Oklahoma	01/04/2025	*	20:54	4-9	.444	1-4	.250	0-0	.000	2	0	2	3.3	2	0	1	2	0	9	4.7
Totals			10	229:48	21-60	9-43	.209	15-27	.556	14	32	46	3.3	25	13	10	8	3	66	4.7

Player Averages

Games Played	Minutes/game	Points/game	FG Pct	3FG Pct	FT Pct	Rebounds/game	Assists/game	Turnovers/game	Assist/Turnover ratio	Steals/game	Blocks/game
14	16.4	4.7	35.0	20.9	55.6	3.3	0.9	0.7	1.3	0.2	0.6

2023-24

- Played in all 37 games including five starts during SEC play
- Averaged 5.3 points, 2.7 rebounds and 0.4 assists per game
- Scored a season-high 19 points in Alabama's win in the Elite Eight over Clemson, converting a season-best five three-pointers
- Scored double-figures in six games throughout the season
- Grabbed a season-high five rebounds four times throughout his freshman campaign

Prep

- Attended Seaforth high school
- Named the 2023 North Carolina Gatorade Player of the Year
- Ranked as a five-star and the No. 1 power forward in the 2024 class according to ESPN before deciding to reclassify
- Ranked No. 41 in the ESPN Top 100 in the 2023 class after reclassifying
- Averaged 21.8 points, 11.7 rebounds and 3.7 blocks per game in his final season at Seaforth
- Averaged 12.8 points and 5.3 rebounds in 16 games playing for Team United on the Nike EYBL Circuit
- His mother, Nicole (Walker) Stevenson played basketball at North Carolina where she won three ACC Championships from 1995-98 and his father, Jarod Stevenson, played at Richmond where he scored over 1,400 career points and played professionally for over a decade
- Chose Alabama over North Carolina, Missouri and Virginia



22
AIDEN
SHERRELL

Detroit, Mich.
Prolific Prep

Forward / Freshman / 6-10 / 240

CAREER HIGHS

Points	7	vs. Illinois (11/20/24)
Rebounds	9	vs. UNC Asheville (11/4/24)
Assists	1	4x, last at North Carolina (12/4/24)
Steals	2	vs. Illinois (11/20/24)
Blocks	1	3x, last vs. Kent State (12/22/24)
Minutes	17	vs. UNC Asheville (11/4/24)
Field Goals	3	vs. Illinois (11/20/24)
FG Att.	9	vs. Creighton (12/14/24)
3-Point FG	1	3x, last vs. Creighton (12/14/24)
3-Point Att.	5	vs. Creighton (12/14/24)
Free Throws	2	2x, last vs. South Dakota State (12/29/24)
FT Att.	5	vs. UNC Asheville (11/4/24)

2024-25 SEASON HIGHS

Points	7	vs. Illinois (11/20/24)
Rebounds	9	vs. UNC Asheville (11/4/24)
Assists	1	4x, last at North Carolina (12/4/24)
Steals	2	vs. Illinois (11/20/24)
Blocks	1	3x, last vs. Kent State (12/22/24)
Minutes	17	vs. UNC Asheville (11/4/24)
Field Goals	3	vs. Illinois (11/20/24)
FG Att.	9	vs. Creighton (12/14/24)
3-Point FG	1	3x, last vs. Creighton (12/14/24)
3-Point Att.	5	vs. Creighton (12/14/24)
Free Throws	2	3x, last vs. Oklahoma (1/4/24)
FT Att.	5	vs. UNC Asheville (11/4/24)

MISCELLANEOUS STATS

CATEGORY	2024-25	CAREER
Double-digit scoring	0	0
20+ point games	0	0
Double-digit rebounding	0	0
Double-doubles	0	0
Led UA in scoring	0	0
Led UA in rebounding	1	1
Led UA in three-pointers	0	0
Led UA in assists	0	0
Led UA in steals	1	1
Led UA in blocks	1	1
5+ assist games	0	0
3+ three-pointers	0	0
3+ steal games	0	0
3+ block games	0	0

SHERRELL'S CAREER STATS

Year	GP	GS	Min	Avg	FG	FGA	Pct	3FG	3FGA	Pct	FT	FTA	Pct	Off	Def	Tot	Avg	PF	FO	Ast	TO	Blk	Stl	Pts	Avg
2024-25	14	0	108	7.7	11	35	.314	3	19	.158	6	12	.500	19	21	40	2.9	12	0	4	8	3	3	31	2.2
TOTAL	14	0	108	7.7	11	35	.314	3	19	.158	6	12	.500	19	21	40	2.9	12	0	4	8	3	3	31	2.2

SHERRELL'S NOTES



2024-25 Alabama Men's Basketball
Individual Game-by-Game
All games

Page 10/13
as of Jan 05, 2025

#22 SHERRELL, Aiden

Opponent	Date	GS	MIN	Total		3-Pointers		Free throws		Rebounds				PF	A	TO	BLK	STL	PTS	AVG
				FG-FGA	PCT	3FG-3FGA	PCT	FT-FTA	PCT	OFF	DEF	TOT	AVG							
UNC Asheville	11/04/2024		16:50	2-3	.667	0-0	.000	2-5	.400	5	4	9	9.0	1	1	0	0	1	6	6.0
Arkansas St.	11/08/2024		10:44	0-3	.000	0-3	.000	0-0	.000	3	2	5	7.0	0	1	1	1	0	0	3.0
McNeese	11/11/2024		08:29	0-0	.000	0-0	.000	0-0	.000	0	2	2	5.3	0	1	1	0	0	0	2.0
at Purdue	11/15/2024		02:05	0-0	.000	0-0	.000	0-0	.000	0	0	0	4.0	2	0	0	0	0	0	1.5
vs Illinois	11/20/2024		09:16	3-7	.429	1-4	.250	0-0	.000	1	3	4	4.0	1	0	1	1	2	7	2.6
vs Houston	11/26/2024		01:51	0-1	.000	0-0	.000	0-0	.000	0	0	0	3.3	1	0	1	0	0	0	2.2
vs Rutgers	11/27/2024		01:47	1-1	1.000	1-1	1.000	0-0	.000	0	0	0	2.9	2	0	0	0	0	3	2.3
vs Oregon	11/30/2024		04:33	0-2	.000	0-2	.000	0-0	.000	0	1	1	2.6	0	0	1	0	0	0	2.0
at North Carolina	12/04/2024		06:28	0-1	.000	0-1	.000	0-0	.000	0	0	0	2.3	0	1	0	0	0	0	1.8
Creighton	12/14/2024		09:57	1-9	.111	1-5	.200	0-0	.000	5	2	7	2.8	1	0	0	0	0	3	1.9
at North Dakota	12/18/2024		03:00	0-0	.000	0-0	.000	0-0	.000	0	1	1	2.6	0	0	1	0	0	0	1.7
Kent St.	12/22/2024		11:22	1-2	.500	0-1	.000	0-2	.000	0	0	0	2.4	2	0	1	1	0	2	1.8
South Dakota St.	12/29/2024		13:05	2-4	.500	0-2	.000	2-3	.667	2	5	7	2.8	1	0	0	0	0	6	2.1
Oklahoma	01/04/2025		08:32	1-2	.500	0-0	.000	2-2	1.000	3	1	4	2.9	1	0	1	0	0	4	2.2
Totals		0	107:59	11-35	.314	3-19	.158	6-12	.500	19	21	40	2.9	12	4	8	3	3	31	2.2

Player Averages

Games Played	Minutes/game	Points/game	FG Pct	3FG Pct	FT Pct	Rebounds/game	Assists/game	Turnovers/game	Assist/Turnover ratio	Steals/game	Blocks/game
14	7.7	2.2	31.4	15.8	50.0	2.9	0.3	0.6	0.5	0.2	0.2

Prep

- A 2024 McDonald's All-American along with fellow freshman Derrion Reid
- One of three McDonald's All-Americans on Alabama's roster (Aden Holloway and Derrion Reid)
- Ranked as the No. 21 overall recruit by ESPN, No. 23 by On3 and No. 30 by 247Sports in the 2024 class
- Ranked as the No. 4 center in the 2024 class by ESPN
- Played at Prolific Prep with fellow teammate Derrion Reid
- Averaged 18.8 points and 9.3 rebounds per game in the Overtime Elite League
- On the Nike EYBL Circuit, Sherrell averaged 13.0 points and 5.2 rebounds with Vegas Elite



35
DERRION
REID

Grovetown, Ga.
Prolific Prep

Forward / Freshman / 6-8 / 220

CAREER HIGHS

Points	12	vs. Creighton (12/14/24)
Rebounds	7	at North Carolina (12/4/24)
Assists	2	3x, last vs. Creighton (12/14/24)
Steals	2	vs. Kent State (12/22/24)
Blocks	1	4x, last vs. Kent State (12/22/24)
Minutes	23	2x, last vs. Rutgers (11/27/24)
Field Goals	6	vs. Creighton (12/14/24)
FG Att.	11	at North Carolina (12/4/24)
3-Point FG	2	vs. Rutgers (11/27/24)
3-Point Att.	6	at North Carolina (12/4/24)
Free Throws	5	vs. Kent State (12/22/24)
FT Att.	7	vs. Kent State (12/22/24)

2024-25 SEASON HIGHS

Points	12	vs. Creighton (12/14/24)
Rebounds	7	at North Carolina (12/4/24)
Assists	2	3x, last vs. Creighton (12/14/24)
Steals	2	vs. Kent State (12/22/24)
Blocks	1	4x, last vs. Kent State (12/22/24)
Minutes	23	2x, last vs. Rutgers (11/27/24)
Field Goals	6	vs. Creighton (12/14/24)
FG Att.	11	at North Carolina (12/4/24)
3-Point FG	2	vs. Rutgers (11/27/24)
3-Point Att.	6	at North Carolina (12/4/24)
Free Throws	5	vs. Kent State (12/22/24)
FT Att.	7	vs. Kent State (12/22/24)

MISCELLANEOUS STATS

CATEGORY	2024-25	CAREER
Double-digit scoring	5	5
20+ point games	0	0
Double-digit rebounding	0	0
Double-doubles	0	0
Led UA in scoring	0	0
Led UA in rebounding	0	0
Led UA in three-pointers	0	0
Led UA in assists	0	0
Led UA in steals	0	0
Led UA in blocks	1	1
5+ assist games	0	0
3+ three-pointers	0	0
3+ steal games	0	0
3+ block games	0	0

REID'S CAREER STATS

Year	GP	GS	Min	Avg	FG	FGA	Pct	3FG	3FGA	Pct	FT	FTA	Pct	Off	Def	Tot	Avg	PF	FO	Ast	TO	Blk	Stl	Pts	Avg
2024-25	13	3	228	17.5	37	80	.463	8	28	.286	19	37	.514	17	30	47	3.6	24	0	11	14	5	3	101	7.8
TOTAL	13	3	228	17.5	37	80	.463	8	28	.286	19	37	.514	17	30	47	3.6	24	0	11	14	5	3	101	7.8

REID'S NOTES



2024-25 Alabama Men's Basketball
Individual Game-by-Game
All games

Page 11/13
as of Dec 22, 2024

#35 REID, Derrion

Opponent	Date	GS	MIN	Total		3-Pointers		Free throws		Rebounds				PF	A	TO	BLK	STL	PTS	AVG
				FG-FGA	PCT	3FG-3FGA	PCT	FT-FTA	PCT	OFF	DEF	TOT	AVG							
UNC Asheville	11/04/2024	*	22:28	3-5	.600	1-1	1.000	2-4	.500	1	5	6	6.0	1	1	1	1	0	9	9.0
Arkansas St.	11/08/2024	*	19:33	4-8	.500	1-2	.500	1-2	.500	1	2	3	4.5	3	1	1	1	0	10	9.5
McNeese	11/11/2024		11:41	1-3	.333	1-3	.333	1-3	.333	1	2	3	4.0	1	0	1	0	0	4	7.7
at Purdue	11/15/2024		13:15	2-6	.333	0-1	.000	0-1	.000	1	3	4	4.0	1	2	1	0	0	4	6.8
vs Illinois	11/20/2024		18:21	3-7	.429	0-1	.000	1-1	1.000	1	3	4	4.0	2	0	0	0	0	7	6.8
vs Houston	11/26/2024		17:49	2-5	.400	1-4	.250	1-2	.500	1	0	1	3.5	2	2	1	1	0	6	6.7
vs Rutgers	11/27/2024		22:43	3-5	.600	2-3	.667	2-6	.333	1	3	4	3.6	4	0	2	0	1	10	7.1
vs Oregon	11/30/2024		12:59	1-3	.333	1-2	.500	0-0	.000	1	0	1	3.3	2	0	1	1	0	3	6.6
at North Carolina	12/04/2024		17:49	4-11	.364	1-6	.167	2-2	1.000	2	5	7	3.7	1	1	1	0	0	11	7.1
Creighton	12/14/2024		20:47	6-10	.600	0-2	.000	0-1	.000	2	2	4	3.7	3	2	0	0	0	12	7.6
at North Dakota	12/18/2024	*	16:21	2-5	.400	0-2	.000	1-2	.500	1	0	1	3.5	2	1	1	0	0	5	7.4
Kent St.	12/22/2024		19:03	2-4	.500	0-0	.000	5-7	.714	2	4	6	3.7	1	1	2	1	2	9	7.5
Totals		3	212:49	33-72	.458	8-27	.296	16-31	.516	15	29	44	3.7	23	11	12	5	3	90	7.5

Player Averages

Games Played	Minutes/ game	Points/ game	FG Pct	3FG Pct	FT Pct	Rebounds/ game	Assists/ game	Turnovers/ game	Assist/Turnover ratio	Steals/ game	Blocks/ game
12	17.7	7.5	45.8	29.6	51.6	3.7	0.9	1.0	0.9	0.3	0.4

Prep

- A 2024 McDonald's All-American along with fellow freshman Sherrell
- One of three McDonald's All-Americans on Alabama's roster (Aden Holloway and Aiden Sherrell)
- Ranked as the No. 11 overall recruit by ESPN, On3 and No. 15 by 247Sports in the class of 2024
- Named to the Naismith All-American Honorable Mention Team
- Reid ranks as the fourth-highest rated recruit in program history behind Collin Sexton, Brandon Miller and JD Davison per 247Sports
- Finished his high school career at Prolific Prep with fellow teammate Aiden Sherrell
- Averaged 17.5 points, 6.5 rebounds and 2.1 assists per game on the Nike EYBL Circuit with Team Thad
- Posted six games with 20 points or more on the EYBL circuit
- Originally from Grovetown, Ga., Reid began his high school career at Grovetown High School
- Was AAU teammates with fellow freshman Labaron Philon for Team Thad in 2023



95
HOUSTON
MALLETTE

Alameda, Calif.
Pepperdine/Pacifica Christian HS

Guard / Senior / 6-5 / 185

CAREER HIGHS

Points	31	2x, last vs. Indiana State (11/22/23)
Rebounds	9	vs. Cal St. Fullerton (12/6/23)
Assists	8	vs. Cal St. LA (12/19/22)
Steals	4	2x, last vs. Portland (2/17/24)
Blocks	2	4x, last at Portland (2/3/24)
Minutes	39	vs. Cal State Fullerton (12/6/23)
Field Goals	12	vs. Indiana State (11/22/23)
FG Att.	23	vs. Gonzaga (2/16/22)
3-Point FG	5	9x, last at Portland (2/3/24)
3-Point Att.	11	vs. UNLV (11/17/23)
Free Throws	9	at Gonzaga (1/4/24)
FT Att.	13	at Gonzaga (1/4/24)

2024-25 SEASON HIGHS

Points	10	at North Dakota (12/18/24)
Rebounds	5	at North Dakota (12/18/24)
Assists	1	at North Dakota (12/18/24)
Steals	2	at North Carolina (12/4/24)
Blocks	--	--
Minutes	20	at North Dakota (12/18/24)
Field Goals	4	at North Dakota (12/18/24)
FG Att.	8	at North Dakota (12/18/24)
3-Point FG	2	2x, last at North Dakota (12/18/24)
3-Point Att.	6	at North Dakota (12/18/24)
Free Throws	--	--
FT Att.	--	--

MISCELLANEOUS STATS

CATEGORY	2024-25	CAREER
Double-digit scoring	1	62
20+ point games	0	6
Double-digit rebounding	0	0
Double-doubles	0	0
Led UA in scoring	0	26
Led UA in rebounding	0	7
Led UA in three-pointers	0	37
Led UA in assists	0	22
Led UA in steals	0	21
Led UA in blocks	0	7
5+ assist games	0	11
3+ three-pointers	0	29
3+ steal games	0	7
3+ block games	0	0

MALLETTE'S CAREER STATS

Year	GP	GS	Min	Avg	FG	FGA	Pct	3FG	3FGA	Pct	FT	FTA	Pct	Off	Def	Tot	Avg	PF	FO	Ast	TO	Blk	Stl	Pts	Avg
2021-22*	32	29	1015	31.7	157	356	.441	71	186	.382	51	66	.773	8	99	107	3.3	70	1	60	42	7	21	436	13.6
2022-23*	31	30	1058	34.1	143	345	.414	55	167	.329	63	77	.818	5	108	113	3.6	63	0	77	44	2	29	404	13.0
2023-24*	31	31	975	31.4	152	353	.431	66	159	.415	85	104	.817	12	88	100	3.2	64	2	75	44	6	25	455	14.7
2024-25	5	0	44	8.9	7	12	.583	5	10	.500	0	0	.000	6	6	12	2.4	3	0	1	0	0	3	19	3.8
TOTAL	99	90	3092	31.2	459	1066	.431	197	522	.377	199	247	.806	31	301	332	3.4	200	3	213	130	15	78	1314	13.3

* Stats are from Pepperdine

MALLETTE'S NOTES



2024-25 Alabama Men's Basketball
Individual Game-by-Game
All games

Page 13/13
as of Dec 22, 2024

#95 MALLETTE, Houston

Opponent	Date	GS	MIN	FG-FGA	PCT	3FG-3FGA	PCT	FT-FTA	PCT	OFF	DEF	TOT	AVG	PF	A	TO	BLK	STL	PTS	AVG
at North Carolina	12/04/2024		08:55	2-2	1.000	2-2	1.000	0-0	.000	0	3	3	3.0	1	0	0	0	2	6	6.0
Creighton	12/14/2024		08:24	0-0	.000	0-0	.000	0-0	.000	2	0	2	2.5	1	0	0	0	0	0	3.0
at North Dakota	12/18/2024		19:27	4-8	.500	2-6	.333	0-0	.000	4	1	5	3.3	1	1	0	0	1	10	5.3
Kent St.	12/22/2024		05:43	1-2	.500	1-2	.500	0-0	.000	0	2	2	3.0	0	0	0	0	0	3	4.8
Totals		0	42:29	7-12	.583	5-10	.500	0-0	.000	6	6	12	3.0	3	1	0	0	3	19	4.8

Player Averages

Games Played	Minutes/game	Points/game	FG Pct	3FG Pct	FT Pct	Rebounds/game	Assists/game	Turnovers/game	Assist/Turnover ratio	Steals/game	Blocks/game
4	10.6	4.8	58.3	50.0	0.0	3.0	0.3	0.0	1.0	0.8	0.0

2022-24 (Pepperdine)

- Named to the 2024 All-WCC Honorable Mention squad
- Named to the 2022 All-WCC Freshman Team
- Scored 1,295 career points in his three seasons at Pepperdine
- Played in 94 games including 90 starts for the Waves
- Scored double figures in 61 collegiate games, including 23 times during his junior campaign
- Scored a career-high 31 points on Nov. 22 vs. Indiana State
- Ranked No. 5 in the WCC in scoring (14.7 ppg) and three-point field goal percentage (42.0) in 2024

Prep

- Scored 1,325 career points at Pacifica Christian high school
- A three-time All-CIF Southern Section honoree
- Averaged 19.4 points and 10.0 rebounds as a senior
- On the AAU circuit Mallette played for West Coast Elite and the Oakland Soldiers
- His father, Wesley, was a two-sport athlete at James Madison and is the current athletic director at UC Riverside

THE LAST TIME...

TEAM...

Scored 100 points or more:

Jan. 4, 2025 - UA 107, No. 12 Oklahoma 79

Scored 110 points or more:

Nov. 4, 2024 - UA 110, UNC Asheville 54

Scored less than 50 points:

Jan. 6, 2018 - Georgia 65, UA 46

Allowed 100 points:

March 15, 2024 - UA 88, Florida 102

Held opponent to 40 points or less:

Jan. 10, 2015 - UA 56, Tennessee 38

Held opponent to 15 pts or less in half:

Jan. 31, 2023 - 15 points allowed vs. Vanderbilt (1st half)

Scored 60 points in a half:

Dec. 18, 2024 - 62 points in 2nd half vs. North Dakota

Won an overtime game:

Nov. 26, 2024 - UA 85, No. 6 Houston 80 (ot)

Lost an overtime game:

March 5, 2022 - LSU 80, UA 77 (4ot)

Played a double-overtime game:

Nov. 27, 2022 - UA 103, No. 1 North Carolina 101 (4ot)

Played a triple-overtime game:

Nov. 27, 2022 - UA 103, No. 1 North Carolina 101 (4ot)

Played a quadruple-overtime game:

Nov. 27, 2022 - UA 103, No. 1 North Carolina 101 (4ot)

Shot 60% in a game:

Nov. 4, 2024 - 63.3% (38-of-60) vs. UNC Asheville

Shot 60% or better in a half:

Nov. 4, 2024 - 64.5% (20-of-31) 2nd half vs. UNC Asheville

Shot 70% or better in a half:

Nov. 17, 2023 - 79% (23-of-29) in 1st half vs. Mercer

Failed to hit a three-pointer in a game:

Dec. 4, 2010 vs. Purdue (399 games)

Made at least 20 three-pointers in a game:

Nov. 18, 2022 vs. Jacksonville State (21)

Had at least 15 steals in a game:

Dec. 12, 2020 vs. Clemson (17)

Had at least 25 assists in a game:

Feb. 28, 2024 at Ole Miss (25)

Had at least 10 blocks in a game:

Nov. 19, 2021 vs. South Dakota State (10)

Forced 25 turnovers in a game:

Nov. 11, 2012 vs. West Alabama (25)

Played a ranked opponent (AP poll):

Jan. 4, 2025 - UA 107, No. 12 Oklahoma 79

Beat a ranked opponent at neutral site:

Nov. 26, 2024 - UA 85, No. 6 Houston 80 (ot)

Beat a ranked opponent at home:

Jan. 4, 2025 - UA 107, No. 12 Oklahoma 79

Beat a ranked opponent on the road:

Dec. 4, 2024 - UA 94, No. 20 North Carolina 79

Beat a top-10 opponent:

Nov. 26, 2024 - UA 85, No. 6 Houston 80 (ot)

Beat a top-10 opponent on the road:

Dec. 10, 2022 - UA 71, No. 1 Houston 65

Beat a top-5 opponent:

March 28, 2024 - UA 89, No. 5 North Carolina 87

Beat a top-5 opponent on the road:

Dec. 10, 2022 - UA 71, No. 1 Houston 65

Played a No. 1 ranked opponent:

April 6, 2024 - UA 72, No. 1 UConn 86

Beat a No. 1 ranked opponent on the road:

Dec. 10, 2022 - UA 71, No. 1 Houston 65

Beat a No. 1 ranked opponent:

Dec. 10, 2022 - UA 71, No. 1 Houston 65

INDIVIDUAL...

Had a player score 50 points:

Michael Nordholz (50) vs. Southern Miss, 12/12/76 (single-game scoring record)

Had a player score 40 points:

Brandon Miller (41) at South Carolina, 2/22/23

Had a player score 35 points:

Mark Sears (35) vs. Purdue, 12/9/23

Had a player score 30 points:

Mark Sears (30) vs. College of Charleston, 3/22/24

Had a player grab 20 rebounds:

Richard Hendrix (23) vs. Troy, 11/9/07

Had a player dish out 10 or more assists:

Mark Sears (10) vs. No. 12 Oklahoma, 1/4/25

Had a player block five shots:

Grant Nelson (5) vs. No. 5 North Carolina, 3/28/24

Had a player block 10 shots:

Roy Rogers (10) vs. LSU, 2/17/96

Had a player with seven or more steals in a game:

Jeremy Hays (8) vs. Oregon State, 12/12/98

Had three players score 20 or more in a game:

Aden Holloway (26), Labaron Philon (21) and Mark Sears (20) vs. South Dakota State, 12/29/24

Had two players record a double-double in same game:

Grant Nelson (12 pts, 11 rebs), Mark Sears (22 pts, 10 assts) vs. No. 12 Oklahoma, 1/4/25

Had three players record a double-double in same game:

Jermareo Davidson (12 pts, 12 rebs), Alonzo Gee (22 pts, 10 rebs), Richard Hendrix (18 pts, 12 rebs) vs. Louisiana Monroe, 11/28/06

Had a player record a double-double in three consecutive games:

Donta Hall (14 pts, 16 rebs vs. Texas A&M, 12 pts, 11 rebs at Missouri, 16 pts, 12 rebs vs. Tennessee) (Jan. 12, Jan. 16, Jan. 19, 2019)

Had a player record a double-double in four consecutive games:

Donta Hall (14 pts, 16 rebs vs. Texas A&M, 12 pts, 11 rebs at Missouri, 16 pts, 12 rebs vs. Tennessee, 10 pts, 11 rebs vs. Ole Miss) (Jan. 12, Jan. 16, Jan. 19, Jan. 22, 2019)

Had six or more players score in double figures:

Mark Sears (22), Labaron Philon (16), Grant Nelson (12), Derrion Reid (11), Aden Holloway (10) and Clifford Omoruyi (10) vs. No. 12 Oklahoma, 1/4/25

Players who recorded a triple-double:

Aaron Estrada (18 pts, 10 rebs, 10 assts) at Ole Miss, 2/28/24
Kira Lewis Jr. (10 pts, 10 rebs, 13 assts) at Auburn, 2/12/20
Roy Rogers (27 pts, 10 rebs, 10 blocks) vs. LSU, 2/17/96
Roy Rogers (15 pts, 12 rebs, 14 blks) at Georgia, 2/10/96

**indicates SEC record*

2024-25 BOX SCORES

GAME 1: #2/2 ALABAMA VS. UNC ASHEVILLE



Official Basketball Box Score - Final
UNC Asheville at Alabama
11/04/24 Coleman Coliseum, Tuscaloosa
2024-25 Men's Basketball

Game Time: 6:00 PM
Game Duration: 2:08
Attendance: 13,474

Officials: Joe Lindsay, Bharat Ramanan, Chuck McCoy

UNC Asheville - 54

Record: 0-1

NO.	Name	Min	FG	3P	FT	Rebounds	Fouls	TP	AS	TO	ST	Blocks	BS	BA	+/
0	Toyaz Solomon	F 16:35	4-7	1-3	2-5	2 3 5	0 2	11	1	1	1	0	0	-25	
11	Greg Gantt Jr.	F 21:19	1-5	0-0	0-0	0 1 1	4 0	2	0	1	1	1	0	-38	
2	Jordan Marsh	G 23:07	6-17	1-4	0-0	2 0 2	3 3	13	2	2	0	0	2	-33	
7	Aidan Rubio	G 17:48	0-4	0-2	0-0	1 1 2	1 1	0	1	0	0	0	1	-25	
12	Fletcher Abee	G 28:10	2-11	1-4	1-3	0 0 0	5 2	6	1	0	2	0	1	-27	
3	Josh Banks	14:12	2-9	1-5	1-2	0 3 3	0 2	6	1	0	1	0	0	-11	
44	Sage Tolentino	23:53	1-5	0-1	4-4	3 3 6	4 2	6	1	2	1	1	1	-19	
6	Kameron Taylor	23:48	4-7	2-2	0-0	3 0 3	4 0	10	1	0	0	0	0	-24	
8	Julian Clarke	13:09	0-3	0-2	0-0	1 1 2	1 0	0	0	1	0	0	0	-28	
22	Javoy Thompson	07:15	0-2	0-0	0-0	1 0 1	0 0	0	0	0	0	0	0	-20	
14	Connor Dubsy	09:18	0-3	0-3	0-0	0 0 0	0 0	0	0	1	0	0	0	-26	
24	Corey Jones	01:26	0-0	0-0	0-0	0 0 0	0 0	0	0	0	0	0	0	-4	
Team						1 3 4		0	1						
Totals			20-73	6-26	8-14	14 15 29	22 12	54	8	9	6	2	6	-56	

Technical Fouls: NONE

Shooting By Period		
1 st FG%	10-34	29.4%
3PT%	3-11	27.3%
FT%	6-12	50%
2 nd FG%	10-39	25.6%
3PT%	3-15	20.0%
FT%	2-2	100%
GM FG%	20-73	27.4%
3PT%	6-26	23.1%
FT%	8-14	57.1%
Dead Ball Rebounds: 4, 0		

GAME 2: #2/2 ALABAMA VS. ARKANSAS STATE



Official Basketball Box Score - Final
Arkansas St. at Alabama
11/04/24 Coleman Coliseum, Tuscaloosa
2024-25 Men's Basketball

Game Time: 7:00 PM
Game Duration: 2:25
Attendance: 13,474

Officials: Pat Adams, Steven Anderson, Will Howard

Arkansas St. - 79

Record: 1-1

NO.	Name	Min	FG	3P	FT	Rebounds	Fouls	TP	AS	TO	ST	Blocks	BS	BA	+/
0	Rashaud Marshall	F 27:16	5-6	0-0	1-2	2 6 8	3 2	11	0	2	1	1	0	-8	
8	Kobe Julien	F 34:20	4-13	2-8	10-12	1 5 6	4 8	20	3	1	0	1	0	-6	
3	Derrion Ford	G 17:08	3-7	0-3	1-2	1 0 1	4 2	7	0	0	0	0	1	-1	
6	Taryn Todd	G 31:39	6-18	1-5	5-7	1 5 6	4 4	18	3	2	3	2	2	1	
11	Terrance Ford Jr.	G 31:15	1-5	1-3	3-8	1 3 4	2 5	6	3	3	0	0	1	-7	
2	Justin Johnson	17:10	2-3	0-1	2-3	0 0 0	2 2	6	1	0	1	0	0	7	
5	Joseph Pinion	15:24	2-4	1-3	0-0	0 1 1	4 0	5	0	0	2	0	0	-15	
45	Dyondre Dominguez	03:36	0-2	0-2	0-0	0 2 2	2 0	0	0	0	0	0	0	-4	
1	Josh Hill	10:23	2-4	1-3	0-0	0 3 3	1 0	5	0	2	0	1	0	-1	
4	Cody Head	04:10	0-0	0-0	1-2	0 1 1	0 1	1	0	0	0	0	0	3	
10	Avery Felts	07:39	0-0	0-0	0-0	0 2 2	2 0	0	1	0	0	0	0	-7	
Team						2 5 7		0	3						
Totals			25-62	6-26	23-36	8 33 41	28 24	79	11	13	7	5	4	-9	

Technical Fouls: NONE

Shooting By Period		
1 st FG%	11-27	40.7%
3PT%	4-18	22.2%
FT%	14-26	53.8%
2 nd FG%	14-35	40.0%
3PT%	2-10	20.0%
FT%	9-10	90%
GM FG%	25-62	40.3%
3PT%	6-28	21.4%
FT%	23-36	63.9%
Dead Ball Rebounds: 6, 0		

Alabama - 110

Record: 1-0

NO.	Name	Min	FG	3P	FT	Rebounds	Fouls	TP	AS	TO	ST	Blocks	BS	BA	+/
15	Jarin Stevenson	F 21:12	3-6	0-3	4-6	1 6 7	1 3	10	2	0	0	1	0	39	
35	Derrion Reid	F 22:28	3-5	1-1	2-4	1 5 6	1 2	9	1	1	0	1	0	20	
11	Clifford Omoruyi	C 18:48	6-6	0-0	4-4	1 7 8	3 2	16	1	1	0	2	0	22	
0	Labaron Philon	G 23:57	4-7	0-1	2-2	0 2 2	0 0	10	9	4	3	2	0	38	
1	Mark Sears	G 24:21	6-8	3-4	5-6	0 3 3	1 4	20	1	2	0	0	0	25	
2	Aden Holloway	24:03	3-6	2-3	3-3	1 3 4	2 1	11	2	0	1	0	1	39	
3	Latrell Wrightsell Jr.	15:51	5-8	1-4	2-3	1 2 3	1 3	13	1	0	0	0	1	26	
4	Grant Nelson	15:25	0-1	0-1	2-4	0 3 3	1 3	2	1	2	0	0	0	9	
10	Mouhamed Dioubate	15:39	5-9	1-1	0-0	4 3 7	1 0	11	2	0	0	0	0	25	
22	Aiden Sherrell	16:50	2-3	0-0	2-5	4 4 9	1 3	6	1	0	1	0	0	33	
45	Max Scharnowski	01:26	1-1	0-0	0-0	0 2 2	0 0	2	0	0	0	0	0	4	
Team						0 1 1		0	0						
Totals			38-60	8-18	26-37	14 41 55	12 22	110	21	10	5	6	2	56	

Technical Fouls: NONE

Shooting By Period		
1 st FG%	18-29	62.1%
3PT%	3-9	33.3%
FT%	11-19	57.9%
2 nd FG%	20-31	64.5%
3PT%	5-9	55.6%
FT%	15-18	83.3%
GM FG%	38-60	63.3%
3PT%	8-18	44.4%
FT%	26-37	70.3%
Dead Ball Rebounds: 4, 0		

Alabama - 88

Record: 2-0

NO.	Name	Min	M	A	M	A	OR	DR	TOT	F	P	TP	AS	TO	ST	BS	BA	+/
15	Jarin Stevenson	F 09:59	1-2	0-1	0-1	2	3	5	4	2	2	1	1	0	1	0	9	
35	Derrion Reid	F 19:34	4-8	1-2	1-2	1	2	3	3	2	10	1	1	0	1	1	-8	
11	Clifford Omoruyi	C 16:57	5-6	0-0	2-4	1	8	9	4	2	12	0	0	0	1	0	1	
0	Labaron Philon	G 29:25	3-9	1-4	5-9	0	5	5	2	4	12	3	1	1	0	2	9	
1	Mark Sears	G 34:22	4-12	0-5	11-16	0	5	5	1	11	19	2	1	0	0	1	9	
4	Grant Nelson	27:08	4-7	0-2	4-6	2	4	6	2	3	12	2	1	1	0	1	7	
3	Latrell Wrightsell Jr.	29:53	2-11	1-9	4-4	0	5	5	1	2	9	2	2	2	0	0	8	
2	Aden Holloway	10:28	2-5	2-4	0-0	0	0	0	4	0	6	0	1	0	0	0	6	
10	Mouhamed Dioubate	11:31	2-3	1-1	1-2	3	2	5	3	1	6	1	1	1	0	0	3	
22	Aiden Sherrell	10:44	0-3	0-3	0-0	3	2	5	0	1	0	1	1	0	1	0	1	
Team						2	0	2			0		2					
Totals			27-66	6-31	28-44	14	36	50	24	28	88	13	12	5	4	5	9	

Technical Fouls: NONE

Shooting By Period		
1 st FG%	11-30	36.7%
3PT%	4-16	25.0%
FT%	17-27	63%
2 nd FG%	16-36	44.4%
3PT%	2-15	13.3%
FT%	11-17	64.7%
GM FG%	27-66	40.9%
3PT%	6-31	19.4%
FT%	28-44	63.6%
Dead Ball Rebounds: 8, 0		

		UNC	ALA
Biggest lead	0 (1 st 20:00)	56 (2 nd 0:30)	
Best Scoring Run	5 (1 st 16:14)	15 (2 nd 0:30)	
Lead Changes	0		
Times Tied	0		
Time with Lead	00:00	39:31	

		UNC	ALA
Points from Turnovers		12	12
Paint		18	56
Second Chance		12	14
Fast Breaks		0	33
Bench		22	45

		ASU	ALA
Biggest lead	1 (1 st 18:17)	16 (1 st 6:01)	
Best Scoring Run	8 (1 st 4:46)	7 (1 st 6:01)	
Lead Changes	2		
Times Tied	2		
Time with Lead	00:51	37:43	

		ASU	ALA
Points from Turnovers		16	10
Paint		36	42
Second Chance		7	21
Fast Breaks		13	12
Bench		17	33

		ASU	ALA
Period by Period Scoring			
1st	40	39	79
2nd	43	45	88

GAME 3: #2/2 ALABAMA VS. MCNEESE



Official Basketball Box Score - Final
McNeese at Alabama
11/11/24 Coleman Coliseum, Tuscaloosa
2024-25 Men's Basketball

Game Time: 6:00 PM
Game Duration: 2:13
Attendance: 13,474

Officials: Doug Shows, Dennis Poole, Rob Rorke

McNeese - 64

Record: 1-2

NO.	Name		Min	FG M	3P M	FT M	Rebounds M	OR M	RR TOT	Fouls M	PF M	TP	AS	TO	ST	Blocks M	BS M	+/-
5	Joe Charles	F	33:44	0-3	0-3	0-0	1	8	9	4	1	0	0	0	2	0	0	3
6	Jayvon Garcia	G	11:10	1-6	0-1	2-2	0	0	0	4	1	4	1	2	2	0	1	4
7	Alyn Breed	G	32:01	7-14	1-3	2-2	2	3	5	4	2	17	2	6	0	0	2	-7
23	Brandon Murray	G	32:23	2-4	1-1	2-3	1	1	2	2	2	7	0	1	0	0	0	-10
24	Christian Shumate	G	31:31	4-6	1-3	1-2	1	3	4	2	4	10	0	2	1	0	0	-8
2	DJ Richards		14:57	2-7	1-5	0-0	1	1	2	2	1	5	0	1	1	0	0	1
1	Omar Cooper		08:14	0-1	0-0	0-0	0	1	1	0	0	0	0	0	0	0	0	-7
9	Bryant Selebangue		09:43	1-2	0-0	0-0	2	2	4	1	0	2	0	0	1	0	0	-1
21	Sincere Parker		21:15	7-16	3-7	2-2	0	0	3	3	1	19	0	0	0	0	1	-5
11	Quadir Copeland		05:02	0-2	0-1	0-0	0	0	0	0	0	0	0	0	0	0	0	-10
Team							4	1	5				0	1				
Totals				24-61	7-24	9-11	12	23	35	22	12	64	3	13	7	0	5	-8

2024-25 BOX SCORES

GAME 9: #10/12 ALABAMA AT #20/22 NORTH CAROLINA



Official Basketball Box Score - Final
Alabama at North Carolina
12/04/24 Dean Smith Center, Chapel Hill
2024-25 Men's Basketball

Game Time: 7:15 PM
Game Duration: 2:02
Attendance: 21,750

Officials: Roger Ayers, Tony Henderson, Brian O'Connell

Alabama - 94				Record: 7-2												
NO. Name	Min	FG M-A	3P M-A	FT M-A	Rebounds OR DR TOT	Fouls PF	TP	AS	TO	ST	Blocks BS BA	+/-				
4 Grant Nelson	F 24:19	4-9 0-1	2-2	1 8 9	4 3	10	0	2	0	1	1	6				
15 Jarin Stevenson	F 16:15	2-4 2-3	0-0	0 3 3	1 0	6	1	1	0	1	1	0				
11 Clifford Omoruyi	C 24:08	4-7 0-0	3-4	1 4 5	2 2	11	2	0	2	0	2	25				
0 Labaron Philon	G 33:31	7-12 0-4	1-1	2 2 4	1 2	15	4	1	3	1	0	13				
1 Mark Sears	G 31:16	7-14 2-7	4-4	0 2 2	3 4	20	7	3	2	0	0	19				
10 Mouhamed Dioubate	14:21	0-1 0-0	0-0	2 2 4	3 0	0	0	1	0	0	0	0				
22 Aiden Sherrell	06:28	0-1 0-0	0-0	0 0 0	0 0	0	0	1	0	0	0	3				
35 Derrion Reid	17:49	4-11 1-6	2-2	2 5 7	1 1	11	1	1	0	0	0	1				
2 Aiden Holloway	22:58	5-10 5-9	0-0	0 1 1	0 2	15	2	5	0	0	0	-4				
95 Houston Mallette	08:55	2-2 2-2	0-0	0 3 3	1 0	6	0	0	2	0	0	12				
Team				0 2 2	0	0	1									
Totals		35-71	12-33	12-13	8 32 40	16 14	94	18	14	8	5	2 15				

Technical Fouls:NONE

North Carolina - 79										Record: 4-3									
NO.	Name	Min	FG	3P	FT	Rebounds	Fouls	TP	AS	TO	ST	Blocks	+/-						
			M-A	M-A	M-A	OR DR TOT	PF					BS BA							
13	Jalen Washington	F 12:06	1-5	0-3	1-2	2 3 5	2 2	3	0	2	0	0	1 -7						
3	Elliot Cadeau	G 24:52	0-4	0-2	1-3	0 6 6	2 4	1	4	4	1	0	2 -5						
4	RJ Davis	G 35:13	7-24	1-11	3-3	0 3 3	1 2	18	4	3	4	0	2 -8						
7	Seth Trimble	G 28:25	4-13	1-4	3-4	2 2 4	2 4	12	1	1	0	0	0 -19						
9	Drake Powell	G 24:33	3-5	0-1	0-0	1 2 3	2 1	6	2	0	2	0	0 -4						
22	Ven-Allen Lubin	17:25	3-4	0-0	2-2	2 2 4	0 1	8	0	1	1	2	0 -6						
11	Ian Jackson	27:49	10-17	3-5	0-1	0 5 5	2 1	23	0	0	2	0	0 -7						
24	Jae'Lyn Withers	10:47	1-3	0-2	0-0	0 1 1	1 0	2	0	1	0	0	0 -10						
5	Cade Tyson	08:21	0-0	0-0	0-0	0 0 0	1 0	0	0	0	0	0	0 -7						
0	Tyzhau Claude	10:29	3-3	0-0	0-1	3 2 5	1 1	6	1	1	0	0	0 -2						
Team						5 1 6	0	0	0	0	0								
Totals			32-78	5-28	10-16	15 27 42	14 16	79	12	13	10	2 5	-15						

Technical Fouls:NONE

ALB		UNC		Points from Turnovers		ALB		UNC		Period by Period Scoring		1st		2nd		TOT	
Biggest lead	18 (2nd 10:17)	2 (1st 19:23)		9	17	Paint	44	50									
Best Scoring Run	9 (2nd 16:52)	7 (1st 6:12)		8	15	Second Chance	8	15									
Lead Changes	1					Fast Breaks	15	18									
Times Tied	2					Bench	32	39									
Time with Lead	36:32	02:01															

GAME 10: #7/8 ALABAMA VS. RV/RV CREIGHTON



Official Basketball Box Score - Final
Creighton at Alabama
12/14/24 Coleman Coliseum, Tuscaloosa
2024-25 Men's Basketball

Game Time: 7:30 PM
Game Duration: 2:01
Attendance: 13,474

Officials: Joe Lindsay, Doug Shows, Brian O'Connell

Creighton - 75		Record: 7-4														
NO. Name	Min	FG M-A	3P M-A	FT M-A	Rebounds OR DR TOT	Fouls PF	TP	AS	TO	ST	Blocks BS BA	+/-				
13 Mason Miller	F 17:20	0-2	0-2	0-0	0 0 0	0 1	0	0	0	2	0 0	-15				
23 Jackson McAndrew	F 18:51	5-8	5-8	1-1	0 0 0	4 1	16	0	0	1	0 0	0				
11 Ryan Kalkbrenner	C 35:50	8-13	0-2	2-4	1 6 7	2 3	18	2	2	1	2 0	-9				
1 Steven Ashworth	G 38:56	5-13	2-8	8-8	0 0 0	4 4	20	9	4	0	0 0	-7				
5 Jamiya Neal	G 31:04	5-14	1-4	2-3	1 7 8	4 3	13	3	5	0	0 0	-12				
41 Isaac Traudt	14:58	0-2	0-2	0-0	0 3 3	1 0	0	1	0	1	0 0	1				
9 Ty Davis	04:25	0-0	0-0	0-0	0 0 0	0 0	0	0	0	1	0 0	-7				
33 Fredrick King	04:10	1-1	0-0	0-0	1 2 3	0 2	2	0	0	0	0 0	1				
0 Jasen Green	25:11	3-6	0-1	0-0	1 4 5	2 1	6	1	1	1	1 0	7				
12 Shane Thomas	09:15	0-0	0-0	0-0	0 0 0	1 0	0	0	0	0	0 0	1				
Team					1 5 6	0	0									
Totals		27-60	8-27	13-16	5 27 32	18 15	75	16	13	6	3 0	-8				

Technical Fouls:NONE

Alabama - 83										Record: 8-2									
NO. Name	Min	FG M-A	3P M-A	FT M-A	Rebounds OR DR TOT	Fouls PF	TP	AS	TO	ST	Blocks BS BA	+/-							
4 Grant Nelson	F 24:33	1-6	0-2	2-3	2 8 10	2 3	4	1	3	0	0	14							
15 Jarin Stevenson	F 16:35	0-3	0-2	0-0	0 2 2	0 0	0	1	0	1	0	12							
11 Clifford Omoruyi	C 25:01	2-3	0-0	4-4	0 4 4	2 2	8	2	0	1	0	6							
0 Labaron Philon	G 23:36	7-11	0-3	2-2	1 4 5	2 2	16	2	4	2	0	14							
1 Mark Sears	G 34:19	8-15	4-7	7-8	2 4 6	1 6	27	4	1	1	0	8							
22 Aiden Sherrell	09:57	1-9	1-5	0-0	5 2 7	1 0	3	0	0	0	0	-4							
22 Aiden Holloway	16:28	2-6	0-4	2-3	1 0 1	1 2	6	0	1	1	0	-9							
8 Chris Youngblood	16:20	2-6	1-5	0-0	0 1 1	1 0	5	1	1	2	0	-3							
35 Derrion Reid	20:47	6-10	0-2	0-1	2 2 4	3 2	12	2	0	0	0	3							
95 Houston Mallette	08:24	0-0	0-0	0-0	2 0 2	1 0	0	0	0	0	0	0							
10 Mouhamed Dioubate	04:00	1-1	0-0	0-1	0 1 1	1 1	2	0	0	0	0	-1							
Team					2 1 3	0	0		0	1									

Technical Fouls:NONE

||
||
||

2024-25 BOX SCORES

GAME 13: #5/6 ALABAMA VS. SOUTH DAKOTA STATE



Official Basketball Box Score - Final
South Dakota St. at Alabama
12/29/24 Coleman Coliseum, Tuscaloosa
2024-25 Men's Basketball

Game Time: 2:00 PM
Game Duration: 1:44
Attendance: 13,474

Officials: K.B. Burdett Jr., Byron Jarrett, Jason Baker

South Dakota St. - 82

Record: 9-6

NO.	Name	Min	FG	3P	FT	Rebounds	Fouls	TP	AS	TO	ST	Blocks	BS	BA	+/
			M-A	M-A	M-A	OR DR TOT	PF FD								
11	Matthew Mors	F 22:41	3-7	1-2	0-0	0 0 0	2 0	7	2	3	0	1	2	-9	
45	Oscar Cluff	C 24:20	9-18	0-0	3-3	7 8 15	0 3	21	2	0	0	1	2	-13	
1	Owen Larson	G 26:55	4-10	1-4	0-0	0 4 4	3 0	9	3	5	3	0	0	-22	
3	Joe Saylor	G 30:32	2-7	2-4	0-0	0 4 4	0 1	6	1	2	0	0	1	-14	
10	Kalen Garry	G 29:33	3-9	3-7	0-0	0 5 5	2 0	9	2	2	0	0	0	-9	
0	William Whorton	06:39	1-1	0-0	0-0	3 0 3	2 0	2	1	0	0	0	0	-7	
2	Isaac Lindsey	19:34	3-7	3-6	2-3	0 2 2	3 2	11	0	0	0	0	0	-19	
4	Stoney Hadnot	17:19	1-3	0-0	4-5	1 2 3	1 4	6	0	1	0	0	0	-14	
14	Jaden Jackson	12:06	1-4	1-3	2-2	0 1 1	2 1	5	1	1	1	0	0	-8	
34	Damon Wilkinson	09:01	3-5	0-0	0-0	0 0 0	0 1	6	1	0	0	0	0	-3	
5	Nate Barnhart	01:20	0-0	0-0	0-0	0 0 0	0 0	0	0	0	0	0	0	-3	
Team						2 1 3		0		0					
Totals			30-71	11-26	11-13	13 27 40	15 12	82	13	14	4	2	6	-23	

Technical Fouls: NONE

Alabama - 105

Record: 11-2

NO.	Name	Min	FG	3P	FT	Rebounds	Fouls	TP	AS	TO	ST	Blocks	BS	BA	+/
			M-A	M-A	M-A	OR DR TOT	PF FD								
4	Grant Nelson	F 25:03	7-8	2-3	1-3	0 8 8	1 2	17	3	0	1	2	0	14	
15	Jarin Stevenson	F 19:42	1-6	0-4	0-0	2 0 2	1 1	2	1	0	0	2	1	8	
11	Clifford Omoruyi	C 19:56	1-1	0-0	0-0	0 4 4	3 1	2	1	1	1	2	0	8	
0	Labaron Philon	G 27:33	8-14	2-7	3-3	1 4 5	2 2	21	6	0	2	0	0	7	
1	Mark Sears	G 31:27	6-14	6-14	2-2	1 0 1	0 2	20	5	2	0	0	0	21	
2	Aden Holloway	26:38	9-21	8-19	0-0	1 0 1	2 0	26	2	1	1	0	0	21	
8	Chris Youngblood	17:41	1-7	1-6	2-2	0 1 1	1 1	5	1	0	2	0	1	16	
22	Aiden Sherrell	13:05	2-4	0-2	2-3	2 5 7	1 3	6	0	0	0	0	0	1	
10	Mouhamed Dioubate	17:35	2-3	0-0	2-3	7 4 11	1 3	6	2	2	3	0	0	22	
45	Max Scharnowski	01:20	0-0	0-0	0-0	0 0 0	0 0	0	0	0	0	0	0	-3	
Team						3 2 5		0		0					
Totals			37-78	19-55	12-16	17 28 45	12 15	105	21	6	10	6	2	23	

Technical Fouls: NONE

	SDS	ALA
Biggest lead	0 (1 st 20:00)	29 (2 nd 1:54)
Best Scoring Run	7 (1 st 11:45)	17 (1 st 7:37)
Lead Changes	0	
Times Tied	0	
Time with Lead	00:00	38:56

Points from	SDS	ALA
Turnovers	2	24
Paint	30	28
Second Chance	16	25
Fast Breaks	6	21
Bench	30	43

Period by Period Scoring			
	1st	2nd	TOT
SDS	33	49	82
ALA	57	48	105

Shooting By Period		
1 st FG%	22-42	52.4%
3PT%	12-29	41.4%
FT%	1-1	100%
2 nd FG%	15-36	41.7%
3PT%	7-26	26.9%
FT%	11-15	73.3%
GM FG%	37-78	47.4%
3PT%	19-55	34.5%
FT%	12-16	75.0%

Dead Ball Rebounds: 1, 0

GAME 14: #5/6 ALABAMA VS. #12/10 OKLAHOMA



Official Basketball Box Score - Final
Oklahoma at Alabama
01/04/25 Coleman Coliseum, Tuscaloosa
2024-25 Men's Basketball

Game Time: 5:00 PM
Game Duration: 2:22
Attendance: 13,474

Officials: Terry Oglesby, Rob Rorke, Josue Nieves

Oklahoma - 79

Record: 13-1 (0-1)

NO.	Name	Min	FG	3P	FT	Rebounds	Fouls	TP	AS	TO	ST	Blocks	BS	BA	+/
			M-A	M-A	M-A	OR DR TOT	PF FD								
10	Sam Godwin	F 21:21	7-10	0-0	1-2	4 1 5	3 1	15	0	1	3	0	1	-10	
14	Jalon Moore	F 29:27	9-14	2-2	0-0	2 5 7	2 2	20	0	2	0	0	2	-25	
0	Jeremiah Fears	G 26:20	5-15	1-5	5-8	0 5 5	3 3	16	3	3	2	1	2	-20	
1	Kobe Elvis	G 31:49	6-14	1-7	0-1	0 1 1	1 4	13	5	2	1	0	1	-25	
15	Duke Miles	G 29:01	3-8	0-2	4-5	0 2 2	5 4	10	2	1	0	0	0	-11	
35	Glenn Taylor Jr.	18:08	0-0	0-0	0-0	0 2 2	2 1	0	0	0	0	1	0	-23	
45	Luke Northweather	13:19	0-1	0-1	0-0	0 0 0	3 0	0	0	0	0	0	0	-12	
2	Brycen Goodine	20:21	1-3	1-2	0-0	0 1 1	3 1	3	0	1	1	1	0	-11	
5	Muhammed Wague	05:07	1-1	0-0	0-0	1 0 1	1 0	2	0	1	0	1	0	2	
7	Dayton Forsythe	03:16	0-1	0-0	0-0	0 0 0	0 0	0	0	0	0	0	0	-3	
24	Jacob Fredson-Cole	01:51	0-0	0-0	0-0	0 0 0	0 0	0	0	0	0	0	0	-2	
Team						1 1 2		0		0					
Totals			32-67	5-19	10-16	8 18 26	23 16	79	10	11	7	4	6	-28	

Technical Fouls: NONE

Alabama - 107

Record: 12-2 (1-0)

NO.	Name	Min	FG	3P	FT	Rebounds	Fouls	TP	AS	TO	ST	Blocks	BS	BA	+/
			M-A	M-A	M-A	OR DR TOT	PF FD								
4	Grant Nelson	F 28:50	5-11	2-5	0-0	2 9 11	0 1	12	2	0	2	2	0	20	
15	Jarin Stevenson	F 20:54	4-9	1-4	0-0	2 0 2	2 0	9	0	1	0	2	1	11	
11	Clifford Omoruyi	C 17:29	5-5	0-0	0-0	3 4 7	0 2	10	0	0	0	1	0	17	
0	Labaron Philon	G 26:23	5-10	2-5	4-6	2 2 4	2 3	16	5	0	2	0	0	24	
1	Mark Sears	G 32:02	5-13	1-6	11-13	2 2 4	1 8	22	10	0	3	0	2	25	
10	Mouhamed Dioubate	08:15	2-3	0-0	0-1	0 0 0	3 1	4	0	2	0	0	1	5	
35	Derrion Reid	14:47	4-8	0-1	3-6	2 1 3	1 3	11	0	2	0	0	0	5	
2	Aden Holloway	19:17	4-6	2-3	0-0	0 1 1	2 1	10	1	2	0	0	0	7	
8	Chris Youngblood	19:53	3-9	1-5	2-2	4 4 8	4 2	9	2	0	2	1	0	17	
22	Aiden Sherrell	08:32	1-2	0-0	2-2	3 1 4	1 2	4	0	1	0	0	0	5	
95	Houston Mallette	01:47	0-0	0-0	0-0	0 0 0	0 0	0	0	0	0	0	0	2	
45	Max Scharnowski	01:51	0-0	0-0	0-0	0 2 2	0 0	0	0	0	0	0	0	2	
Team						2 3 5		0		1					
Totals			38-76	9-29	22-30	22 29 51	16 23	107	20	9	9	6	4	28	

Technical Fouls: NONE

	OKL	ALA
Biggest lead	2 (1 st 19:22)	28 (2 nd 13:19)
Best Scoring Run	6 (2 nd 12:21)	7 (1 st 17:25)
Lead Changes	1	
Times Tied	1	
Time with Lead	00:16	38:09

Points from	OKL	ALA
Turnovers	7	8
Paint	42	56
Second Chance	4	25
Fast Breaks	16	10
Bench	5	38

Period by Period Scoring			
	1st	2nd	TOT
OKL	29	50	79
ALA	48	59	107

GAME 15: #5/5 ALABAMA AT SOUTH CAROLINA

GAME 16: #5/5 ALABAMA AT #10/9 TEXAS A&M

ALABAMA BOX SCORES



2024-25 Alabama Men's Basketball
Season Box Score
All games

Page 1/1
as of Jan 05, 2025

Game Records

Record	Overall	Home	Away	Neutral
ALL GAMES	12-2	7-0	2-1	3-1
CONFERENCE	1-0	1-0	0-0	0-0
NON-CONFERENCE	11-2	6-0	2-1	3-1

Team Box Score

No.	Player				Total		3-Point		F-Throw		Rebounds											
		GP-GS	MIN	AVG	FG-FGA	FG%	3FG-3FGA	3FG%	FT-FTA	FT%	OFF	DEF	TOT	AVG	PF	DQ	A	TO	BLK	STL	PTS	AVG
1	SEARS, Mark	14-14	448:26	32.0	70-173	.405	33-99	.333	83-102	.814	7	37	44	3.1	19	0	62	34	1	18	256	18.3
4	NELSON, Grant	14-12	384:09	27.4	66-118	.559	12-42	.286	39-58	.672	28	95	123	8.8	33	1	26	27	18	9	183	13.1
0	PHILON, Labaron	14-12	344:29	24.6	69-129	.535	13-46	.283	26-37	.703	18	35	53	3.8	23	1	56	23	5	19	177	12.6
3	WRIGHTSELL JR., Latrell	8-5	205:41	25.7	28-56	.500	19-45	.422	17-20	.850	4	10	14	1.8	13	0	16	10	1	4	92	11.5
2	HOLLOWAY, Aden	14-0	286:08	20.4	51-117	.436	32-84	.381	11-15	.733	6	17	23	1.6	21	0	25	16	0	9	145	10.4
35	REID, Derrion	13-3	227:36	17.5	37-80	.463	8-28	.286	19-37	.514	17	30	47	3.6	24	0	11	14	5	3	101	7.8
8	YOUNGBLOOD, Chris	5-0	94:20	18.9	12-37	.324	7-29	.241	6-6	1.000	5	9	14	2.8	10	0	6	4	1	6	37	7.4
11	OMORUYI, Clifford	14-14	260:39	18.6	39-53	.736	0-0	.000	23-35	.657	23	64	87	6.2	39	0	10	11	17	2	101	7.2
10	DIOUBATE, Mouhamed	14-0	185:26	13.2	21-44	.477	3-11	.273	21-27	.778	33	42	75	5.4	26	0	12	7	8	13	66	4.7
15	STEVENSON, Jarin	14-10	229:48	16.4	21-60	.350	9-43	.209	15-27	.556	14	32	46	3.3	25	1	13	10	8	3	66	4.7
95	MALLETTE, Houston	5-0	44:16	8.9	7-12	.583	5-10	.500	0-0	.000	6	6	12	2.4	3	0	1	0	0	3	19	3.8
22	SHERRELL, Aiden	14-0	107:59	7.7	11-35	.314	3-19	.158	6-12	.500	19	21	40	2.9	12	0	4	8	3	3	31	2.2
45	SCHARNOWSKI, Max	4-0	06:03	1.5	1-1	1.000	0-0	.000	0-0	.000	0	4	4	1.0	0	0	0	0	0	0	2	0.5
Team											28	27	55					11				
Total		14	2825		433-915	.473	144-456	.316	266-376	.707	208	429	637	45.5	248	3	242	175	67	92	1276	91.1
Opponents		14	2825		389-953	.408	99-341	.290	206-285	.723	171	337	508	36.3	294	8	155	153	45	95	1083	77.4

Score by Periods

Team	1st	2nd	OT	TOT
Alabama	599	670	7	1276
Opponents	484	597	2	1083

ALABAMA GAME-BY-GAME COMPARISON


2024-25 Alabama Men's Basketball
Team Game-by-Game
All games

Page 1/1
as of Jan 05, 2025

				Total		3-Pointers		Free throws		Rebounds											
Opponent	Date	Score		FG-FGA	PCT	3FG-3FGA	PCT	FT-FTA	PCT	OFF	DEF	TOT	AVG	PF	A	TO	BLK	STL	PTS	AVG	
UNC Asheville	11/04/2024	110-54	W	38-60	.633	8-18	.444	26-37	.703	14	41	55	55.0	12	21	10	6	5	110	110.0	
Arkansas St.	11/08/2024	88-79	W	27-66	.409	6-31	.194	28-44	.636	14	36	50	52.5	24	13	12	4	5	88	99.0	
McNeese	11/11/2024	72-64	W	22-50	.440	11-34	.324	17-24	.708	10	26	36	47.0	12	16	15	5	8	72	90.0	
at Purdue	11/15/2024	78-87	L	28-63	.444	9-29	.310	13-15	.867	11	26	37	44.5	22	18	8	6	1	78	87.0	
vs Illinois	11/20/2024	100-87	W	39-75	.520	11-34	.324	11-13	.846	7	30	37	43.0	17	23	7	6	7	100	89.6	
vs Houston	11/26/2024	85-80	Wot	22-61	.361	11-31	.355	30-41	.732	21	28	49	44.0	25	14	15	6	5	85	88.8	
vs Rutgers	11/27/2024	95-90	W	30-58	.517	10-25	.400	25-36	.694	16	27	43	43.9	29	16	20	3	6	95	89.7	
vs Oregon	11/30/2024	81-83	L	27-64	.422	12-38	.316	15-20	.750	15	29	44	43.9	18	21	15	4	6	81	88.6	
at North Carolina	12/04/2024	94-79	W	35-71	.493	12-33	.364	12-13	.923	8	32	40	43.4	16	18	14	5	8	94	89.2	
Creighton	12/14/2024	83-75	W	30-70	.429	6-30	.200	17-22	.773	17	29	46	43.7	15	13	11	0	8	83	88.6	
at North Dakota	12/18/2024	97-90	W	33-63	.524	11-34	.324	20-30	.667	16	28	44	43.7	15	14	14	3	6	97	89.4	
Kent St.	12/22/2024	81-54	W	27-60	.450	9-35	.257	18-35	.514	20	40	60	45.1	15	14	19	7	8	81	88.7	
South Dakota St.	12/29/2024	105-82	W	37-78	.474	19-55	.345	12-16	.750	17	28	45	45.1	12	21	6	6	10	105	89.9	
Oklahoma	01/04/2025	107-79	W	38-76	.500	9-29	.310	22-30	.733	22	29	51	45.5	16	20	9	6	9	107	91.1	
Total		1276		433-915	.473	144-456	.316	266-376	.707	208	429	637	45.5	248	242	175	67	92	1276	91.1	
Opponents		1083		389-953	.408	99-341	.290	206-285	.723	171	337	508	36.3	294	155	153	45	95	1083	77.4	

Alabama Averages

Games Played	Points/game	FG Pct	3FG Pct	FT Pct	Rebounds/game	Assists/game	Turnovers/game	Assist/Turnover ratio	Steals/game	Blocks/game
14	91.1	47.3	31.6	70.7	45.5	17.3	12.5	1.4	6.6	4.8

ALABAMA GAME HIGHS - INDIVIDUAL



2024-25 Alabama Men's Basketball
Player Highs Analysis
All games

Page 1/4
as of Jan 05, 2025

Alabama - Individual Game Highs

POINTS	27		Mark Sears vs Creighton (12/14/2024)
	26		Aden Holloway vs South Dakota St. (12/29/2024)
	24		Mark Sears vs Rutgers (N) (11/27/2024)
	24		Mark Sears vs Houston (N) (11/26/2024)
	23		Mark Sears at North Dakota (12/18/2024)
	23		Grant Nelson at North Dakota (12/18/2024)
	23		Grant Nelson vs Illinois (N) (11/20/2024)
FIELD GOALS MADE	9		Aden Holloway vs South Dakota St. (12/29/2024)
	9		Grant Nelson at North Dakota (12/18/2024)
	9		Grant Nelson vs Illinois (N) (11/20/2024)
FIELD GOAL ATTEMPTS	21		Aden Holloway vs South Dakota St. (12/29/2024)
	19		Mark Sears vs Rutgers (N) (11/27/2024)
FIELD GOAL PERCENTAGE (min 5 made)	1.000	(6-6)	Clifford Omoruyi vs UNC Asheville (11/04/2024)
	1.000	(5-5)	Clifford Omoruyi vs Oklahoma (01/04/2025)
3 PT FG MADE	8		Aden Holloway vs South Dakota St. (12/29/2024)
	6		Mark Sears vs South Dakota St. (12/29/2024)
3 PT FG ATTEMPTS	19		Aden Holloway vs South Dakota St. (12/29/2024)
	14		Mark Sears vs South Dakota St. (12/29/2024)
3 PT FG PERCENTAGE (min 2 made)	1.000	(2-2)	Houston Mallette at North Carolina (12/04/2024)
	1.000	(2-2)	Labaron Philon vs Oregon (N) (11/30/2024)
FREE THROWS MADE	12		Mark Sears vs Houston (N) (11/26/2024)
	11		Mark Sears vs Oklahoma (01/04/2025)
	11		Mark Sears vs Arkansas St. (11/08/2024)
FREE THROW ATTEMPTS	16		Mark Sears vs Arkansas St. (11/08/2024)
	14		Mark Sears vs Houston (N) (11/26/2024)
FREE THROW PERCENTAGE (min 3 made)	1.000	(4-4)	Clifford Omoruyi vs Creighton (12/14/2024)
	1.000	(4-4)	Mark Sears at North Carolina (12/04/2024)
	1.000	(4-4)	Mouhamed Dioubate vs Oregon (N) (11/30/2024)
	1.000	(4-4)	Jarin Stevenson vs Rutgers (N) (11/27/2024)
	1.000	(4-4)	Mouhamed Dioubate vs Houston (N) (11/26/2024)
	1.000	(4-4)	Mark Sears at Purdue (11/15/2024)
	1.000	(4-4)	Mouhamed Dioubate at Purdue (11/15/2024)
	1.000	(4-4)	Mark Sears vs McNeese (11/11/2024)
	1.000	(4-4)	Latrell Wrightsell Jr. vs Arkansas St. (11/08/2024)
	1.000	(4-4)	Clifford Omoruyi vs UNC Asheville (11/04/2024)
	1.000	(3-3)	Labaron Philon vs South Dakota St. (12/29/2024)
	1.000	(3-3)	Aden Holloway vs UNC Asheville (11/04/2024)
REBOUNDS	16		Mouhamed Dioubate vs Houston (N) (11/26/2024)
	14		Grant Nelson vs Kent St. (12/22/2024)
ASSISTS	10		Mark Sears vs Oklahoma (01/04/2025)
	9		Labaron Philon vs Illinois (N) (11/20/2024)
	9		Labaron Philon vs UNC Asheville (11/04/2024)
STEALS	3		Mark Sears vs Oklahoma (01/04/2025)
	3		Mouhamed Dioubate vs South Dakota St. (12/29/2024)
	3		Aden Holloway vs Kent St. (12/22/2024)
	3		Labaron Philon at North Carolina (12/04/2024)
	3		Mark Sears vs Oregon (N) (11/30/2024)
	3		Mouhamed Dioubate vs McNeese (11/11/2024)
	3		Labaron Philon vs UNC Asheville (11/04/2024)
BLOCKED SHOTS	4		Grant Nelson vs Illinois (N) (11/20/2024)
	4		Clifford Omoruyi at Purdue (11/15/2024)
TURNOVERS	5		Mark Sears vs Kent St. (12/22/2024)
	5		Aden Holloway at North Carolina (12/04/2024)
	5		Mark Sears vs Rutgers (N) (11/27/2024)

ALABAMA GAME RESULTS


**2024-25 Alabama Men's Basketball
Season Schedule/Results & Leaders
All games**

 Page 1/1
 as of Jan 05, 2025
Game Records

Record	Overall	Home	Away	Neutral
ALL GAMES	12-2	7-0	2-1	3-1
CONFERENCE	1-0	1-0	0-0	0-0
NON-CONFERENCE	11-2	6-0	2-1	3-1

Team Results

Date	Opponent		Score	Att.	High Points	High Rebounds
11/04/2024	UNC Asheville	W	110-54	13474	(20) SEARS, Mark	(9) SHERRELL, Aiden
11/08/2024	Arkansas St.	W	88-79	13474	(19) SEARS, Mark	(9) OMORUYI, Clifford
11/11/2024	McNeese	W	72-64	13474	(22) NELSON, Grant	(7) NELSON, Grant
						(7) OMORUYI, Clifford
11/15/2024	at Purdue	L	78-87	14876	(18) PHILON, Labaron	(11) NELSON, Grant
11/20/2024	vs Illinois	W	100-87	11533	(23) NELSON, Grant	(8) NELSON, Grant
11/26/2024	vs Houston	Wot	85-80	7602	(24) SEARS, Mark	(16) DIOUBATE, Mouhamed
11/27/2024	vs Rutgers	W	95-90	6143	(24) SEARS, Mark	(9) NELSON, Grant
						(9) DIOUBATE, Mouhamed
11/30/2024	vs Oregon	L	81-83	5116	(15) PHILON, Labaron	(7) NELSON, Grant
						(7) PHILON, Labaron
12/04/2024	at North Carolina	W	94-79	21750	(20) SEARS, Mark	(9) NELSON, Grant
12/14/2024	Creighton	W	83-75	13474	(27) SEARS, Mark	(10) NELSON, Grant
12/18/2024	at North Dakota	W	97-90	3085	(23) SEARS, Mark	(10) NELSON, Grant
					(23) NELSON, Grant	
12/22/2024	Kent St.	W	81-54	12198	(16) SEARS, Mark	(14) NELSON, Grant
12/29/2024	South Dakota St.	W	105-82	13474	(26) HOLLOWAY, Aden	(11) DIOUBATE, Mouhamed
01/04/2025	Oklahoma	W	107-79	13474	(22) SEARS, Mark	(11) NELSON, Grant

Attendance Summary

	Games	Attend	Avg/Game
Home	7	93042	13292
Away	3	39711	13237
Neutral	4	30394	7599
Total	14	163147	11653

ALABAMA OPPONENT GAME-BY-GAME



2024-25 Alabama Men's Basketball
Opponents Game-by-Game
All games

Page 1/1
as of Jan 05, 2025

				Total		3-Pointers		Free throws		Rebounds											
Opponent	Date	Score		FG-FGA	PCT	3FG-3FGA	PCT	FT-FTA	PCT	OFF	DEF	TOT	AVG	PF	A	TO	BLK	STL	PTS	AVG	
UNC Asheville	11/04/2024	110-54	W	20-73	.274	6-26	.231	8-14	.571	14	15	29	29.0	22	8	9	2	6	54	54.0	
Arkansas St.	11/08/2024	88-79	W	25-62	.403	6-28	.214	23-36	.639	8	33	41	35.0	28	11	13	5	7	79	66.5	
McNeese	11/11/2024	72-64	W	24-61	.393	7-24	.292	9-11	.818	12	23	35	35.0	22	3	13	0	7	64	65.7	
at Purdue	11/15/2024	78-87	L	31-63	.492	9-16	.563	16-25	.640	10	25	35	35.0	17	18	3	4	2	87	71.0	
vs Illinois	11/20/2024	100-87	W	32-71	.451	10-30	.333	13-24	.542	14	30	44	36.8	16	15	13	5	7	87	74.2	
vs Houston	11/26/2024	85-80	Wot	24-65	.369	6-19	.316	26-33	.788	16	23	39	37.2	30	8	12	10	10	80	75.2	
vs Rutgers	11/27/2024	95-90	W	29-65	.446	2-13	.154	30-35	.857	12	19	31	36.3	26	8	9	1	8	90	77.3	
vs Oregon	11/30/2024	81-83	L	29-66	.439	5-17	.294	20-25	.800	12	27	39	36.6	21	19	8	3	6	83	78.0	
at North Carolina	12/04/2024	94-79	W	32-78	.410	5-28	.179	10-16	.625	15	27	42	37.2	14	12	13	2	10	79	78.1	
Creighton	12/14/2024	83-75	W	27-60	.450	8-27	.296	13-16	.813	5	27	32	36.7	18	16	13	3	6	75	77.8	
at North Dakota	12/18/2024	97-90	W	33-76	.434	17-41	.415	7-8	.875	16	19	35	36.5	19	9	11	2	8	90	78.9	
Kent St.	12/22/2024	81-54	W	21-75	.280	2-27	.074	10-13	.769	16	24	40	36.8	23	5	11	2	7	54	76.8	
South Dakota St.	12/29/2024	105-82	W	30-71	.423	11-26	.423	11-13	.846	13	27	40	37.1	15	13	14	2	4	82	77.2	
Oklahoma	01/04/2025	107-79	W	32-67	.478	5-19	.263	10-16	.625	8	18	26	36.3	23	10	11	4	7	79	77.4	
Total		1083		389-953	.408	99-341	.290	206-285	.723	171	337	508	36.3	294	155	153	45	95	1083	77.4	
Alabama		1276		433-915	.473	144-456	.316	266-376	.707	208	429	637	45.5	248	242	175	67	92	1276	91.1	

Opponents Averages

Games Played	Points/game	FG Pct	3FG Pct	FT Pct	Rebounds/game	Assists/game	Turnovers/game	Assist/Turnover ratio	Steals/game	Blocks/game
14	77.4	40.8	29.0	72.3	36.3	11.1	10.9	1.0	6.8	3.2

ALABAMA POINTS-REBOUNDS-ASSISTS



2024-25 Alabama Men's Basketball
Points-rebounds-assists
All games

Page 1/1
as of Jan 05, 2025

Opponent	Date	Score		0	1	2	3	4	8	10	11	15	22	35
UNC Asheville	11/04/2024	110-54	W	PHILON,LAB	SEARS,MARK	HOLLOWAY,A	WRIGHTSELL	NELSON,GRA	YOUNGBLOOD	DIIOUBATE,M	OMORUYI,CL	STEVENSON,	SHERRELL,A	REID,DERRI
Arkansas St.	11/08/2024	88-79	W	10-2-9	20-3-1	11-4-2	13-3-1	2-3-1	DNP	11-7-2	16-8-1	10-7-2	6-9-1	9-6-1
McNeese	11/11/2024	72-64	W	12-5-3	19-5-2	6-0-0	9-5-2	12-6-2	DNP	6-5-1	12-9-0	2-5-1	0-5-1	10-3-1
at Purdue	11/15/2024	78-87	L	8-2-1	15-3-5	0-2-1	15-2-2	22-7-3	DNP	0-1-0	4-7-0	4-2-3	0-2-1	4-3-0
vs Illinois	11/20/2024	100-87	W	18-5-4	15-4-6	7-1-2	11-0-2	12-11-1	DNP	4-3-1	7-7-0	0-1-0	0-0-0	4-4-2
vs Houston	11/26/2024	85-80	Wot	16-7-9	0-1-2	18-1-2	16-2-4	23-8-2	DNP	3-0-1	6-6-2	4-2-1	7-4-0	7-4-0
vs Rutgers	11/27/2024	95-90	W	1-3-2	24-4-3	14-3-3	12-0-2	13-10-0	DNP	10-16-1	4-3-0	1-3-1	0-0-0	6-1-2
vs Oregon	11/30/2024	81-83	L	4-1-2	24-2-5	5-1-1	6-1-2	17-9-3	DNP	10-9-1	6-4-2	10-4-0	3-0-0	10-4-0
at North Carolina	12/04/2024	94-79	W	15-7-2	11-4-5	11-2-5	10-1-1	7-7-6	DNP	6-5-2	7-6-0	11-5-0	0-1-0	3-1-0
Creighton	12/14/2024	83-75	W	15-4-4	20-2-7	15-1-2	DNP	10-9-0	DNP	0-4-0	11-5-2	6-3-1	0-0-1	11-7-1
at North Dakota	12/18/2024	97-90	W	16-5-2	27-6-4	6-1-0	DNP	4-10-1	5-1-1	2-1-0	8-4-2	0-2-1	3-7-0	12-4-2
Kent St.	12/22/2024	81-54	W	16-2-2	23-3-5	3-2-2	DNP	23-10-2	10-1-1	3-5-0	1-5-0	3-4-0	0-1-0	5-1-1
South Dakota St.	12/29/2024	105-82	W	9-1-5	16-2-2	13-3-2	DNP	9-14-0	8-3-1	1-8-1	7-12-0	4-4-2	2-0-0	9-6-1
Oklahoma	01/04/2025	107-79	W	21-5-6	20-1-5	26-1-2	DNP	17-8-3	5-1-1	6-11-2	2-4-1	2-2-1	6-7-0	DNP
				16-4-5	22-4-10	10-1-1	DNP	12-11-2	9-8-2	4-0-0	10-7-0	9-2-0	4-4-0	11-3-0

Opponent	Date	Score		45	95
UNC Asheville	11/04/2024	110-54	W	SCHARNOWSK	MALLETTE,H
Arkansas St.	11/08/2024	88-79	W	2-2-0	DNP
McNeese	11/11/2024	72-64	W	DNP	DNP
at Purdue	11/15/2024	78-87	L	DNP	DNP
vs Illinois	11/20/2024	100-87	W	DNP	DNP
vs Houston	11/26/2024	85-80	Wot	DNP	DNP
vs Rutgers	11/27/2024	95-90	W	DNP	DNP
vs Oregon	11/30/2024	81-83	L	DNP	DNP
at North Carolina	12/04/2024	94-79	W	DNP	6-3-0
Creighton	12/14/2024	83-75	W	DNP	0-2-0
at North Dakota	12/18/2024	97-90	W	DNP	10-5-1
Kent St.	12/22/2024	81-54	W	0-0-0	3-2-0
South Dakota St.	12/29/2024	105-82	W	0-0-0	DNP
Oklahoma	01/04/2025	107-79	W	0-2-0	0-0-0

ALABAMA - GAME HIGHS



2024-25 Alabama Men's Basketball
Team High/Low Analysis
All games

Page 1/4
as of Jan 05, 2025

Alabama - Game Highs

POINTS	110		UNC Asheville (11/04/2024)
	107		Oklahoma (01/04/2025)
	105		South Dakota St. (12/29/2024)
	100		vs Illinois (N) (11/20/2024)
	97		at North Dakota (12/18/2024)
FIELD GOALS MADE	39		vs Illinois (N) (11/20/2024)
	38		Oklahoma (01/04/2025)
	38		UNC Asheville (11/04/2024)
FIELD GOAL ATTEMPTS	78		South Dakota St. (12/29/2024)
	76		Oklahoma (01/04/2025)
FIELD GOAL PERCENTAGE	.633	(38-60)	UNC Asheville (11/04/2024)
	.524	(33-63)	at North Dakota (12/18/2024)
3 PT FG MADE	19		South Dakota St. (12/29/2024)
	12		at North Carolina (12/04/2024)
	12		vs Oregon (N) (11/30/2024)
3 PT FG ATTEMPTS	55		South Dakota St. (12/29/2024)
	38		vs Oregon (N) (11/30/2024)
3 PT FG PERCENTAGE	.444	(8-18)	UNC Asheville (11/04/2024)
	.400	(10-25)	vs Rutgers (N) (11/27/2024)
FREE THROWS MADE	30		vs Houston (N) (11/26/2024)
	28		Arkansas St. (11/08/2024)
FREE THROW ATTEMPTS	44		Arkansas St. (11/08/2024)
	41		vs Houston (N) (11/26/2024)
FREE THROW PERCENTAGE	.923	(12-13)	at North Carolina (12/04/2024)
	.867	(13-15)	at Purdue (11/15/2024)
REBOUNDS	60		Kent St. (12/22/2024)
	55		UNC Asheville (11/04/2024)
ASSISTS	23		vs Illinois (N) (11/20/2024)
	21		South Dakota St. (12/29/2024)
	21		vs Oregon (N) (11/30/2024)
	21		UNC Asheville (11/04/2024)
STEALS	10		South Dakota St. (12/29/2024)
	9		Oklahoma (01/04/2025)
BLOCKED SHOTS	7		Kent St. (12/22/2024)
	6		Oklahoma (01/04/2025)
	6		South Dakota St. (12/29/2024)
	6		vs Houston (N) (11/26/2024)
	6		vs Illinois (N) (11/20/2024)
	6		at Purdue (11/15/2024)
	6		UNC Asheville (11/04/2024)
TURNOVERS	20		vs Rutgers (N) (11/27/2024)
	19		Kent St. (12/22/2024)
FOULS	29		vs Rutgers (N) (11/27/2024)
	25		vs Houston (N) (11/26/2024)

ALABAMA - GAME LOWS



2024-25 Alabama Men's Basketball
Team High/Low Analysis
All games

Page 3/4
as of Jan 05, 2025

Alabama - Game Lows

POINTS	72	McNeese (11/11/2024)
	78	at Purdue (11/15/2024)
	81	Kent St. (12/22/2024)
	81	vs Oregon (N) (11/30/2024)
	83	Creighton (12/14/2024)
FIELD GOALS MADE	22	vs Houston (N) (11/26/2024)
	22	McNeese (11/11/2024)
FIELD GOAL ATTEMPTS	50	McNeese (11/11/2024)
	58	vs Rutgers (N) (11/27/2024)
FIELD GOAL PERCENTAGE	.361 (22-61)	vs Houston (N) (11/26/2024)
	.409 (27-66)	Arkansas St. (11/08/2024)
3 PT FG MADE	6	Creighton (12/14/2024)
	6	Arkansas St. (11/08/2024)
3 PT FG ATTEMPTS	18	UNC Asheville (11/04/2024)
	25	vs Rutgers (N) (11/27/2024)
3 PT FG PERCENTAGE	.194 (6-31)	Arkansas St. (11/08/2024)
	.200 (6-30)	Creighton (12/14/2024)
FREE THROWS MADE	11	vs Illinois (N) (11/20/2024)
	12	South Dakota St. (12/29/2024)
	12	at North Carolina (12/04/2024)
FREE THROW ATTEMPTS	13	at North Carolina (12/04/2024)
	13	vs Illinois (N) (11/20/2024)
FREE THROW PERCENTAGE	.514 (18-35)	Kent St. (12/22/2024)
	.636 (28-44)	Arkansas St. (11/08/2024)
REBOUNDS	36	McNeese (11/11/2024)
	37	vs Illinois (N) (11/20/2024)
	37	at Purdue (11/15/2024)
ASSISTS	13	Creighton (12/14/2024)
	13	Arkansas St. (11/08/2024)
STEALS	1	at Purdue (11/15/2024)
	5	vs Houston (N) (11/26/2024)
	5	Arkansas St. (11/08/2024)
	5	UNC Asheville (11/04/2024)
BLOCKED SHOTS	0	Creighton (12/14/2024)
	3	at North Dakota (12/18/2024)
	3	vs Rutgers (N) (11/27/2024)
TURNOVERS	6	South Dakota St. (12/29/2024)
	7	vs Illinois (N) (11/20/2024)
FOULS	12	South Dakota St. (12/29/2024)
	12	McNeese (11/11/2024)
	12	UNC Asheville (11/04/2024)

OPPONENT - GAME HIGHS



2024-25 Alabama Men's Basketball
Team High/Low Analysis
All games

Page 2/4
as of Jan 05, 2025

Opponent - Game Highs

POINTS	90		at North Dakota (12/18/2024)
	90		vs Rutgers (N) (11/27/2024)
	87		vs Illinois (N) (11/20/2024)
	87		at Purdue (11/15/2024)
	83		vs Oregon (N) (11/30/2024)
FIELD GOALS MADE	33		at North Dakota (12/18/2024)
	32		Oklahoma (01/04/2025)
	32		at North Carolina (12/04/2024)
	32		vs Illinois (N) (11/20/2024)
FIELD GOAL ATTEMPTS	78		at North Carolina (12/04/2024)
	76		at North Dakota (12/18/2024)
FIELD GOAL PERCENTAGE	.492	(31-63)	at Purdue (11/15/2024)
	.478	(32-67)	Oklahoma (01/04/2025)
3 PT FG MADE	17		at North Dakota (12/18/2024)
	11		South Dakota St. (12/29/2024)
3 PT FG ATTEMPTS	41		at North Dakota (12/18/2024)
	30		vs Illinois (N) (11/20/2024)
3 PT FG PERCENTAGE	.563	(9-16)	at Purdue (11/15/2024)
	.423	(11-26)	South Dakota St. (12/29/2024)
FREE THROWS MADE	30		vs Rutgers (N) (11/27/2024)
	26		vs Houston (N) (11/26/2024)
FREE THROW ATTEMPTS	36		Arkansas St. (11/08/2024)
	35		vs Rutgers (N) (11/27/2024)
FREE THROW PERCENTAGE	.875	(7-8)	at North Dakota (12/18/2024)
	.857	(30-35)	vs Rutgers (N) (11/27/2024)
REBOUNDS	44		vs Illinois (N) (11/20/2024)
	42		at North Carolina (12/04/2024)
ASSISTS	19		vs Oregon (N) (11/30/2024)
	18		at Purdue (11/15/2024)
STEALS	10		at North Carolina (12/04/2024)
	10		vs Houston (N) (11/26/2024)
BLOCKED SHOTS	10		vs Houston (N) (11/26/2024)
	5		vs Illinois (N) (11/20/2024)
	5		Arkansas St. (11/08/2024)
TURNOVERS	14		South Dakota St. (12/29/2024)
	13		Creighton (12/14/2024)
	13		at North Carolina (12/04/2024)
	13		vs Illinois (N) (11/20/2024)
	13		McNeese (11/11/2024)
	13		Arkansas St. (11/08/2024)
FOULS	30		vs Houston (N) (11/26/2024)
	28		Arkansas St. (11/08/2024)

OPPONENT - GAME LOWS



2024-25 Alabama Men's Basketball
Team High/Low Analysis
All games

Page 4/4
as of Jan 05, 2025

Opponent - Game Lows

POINTS	54		Kent St. (12/22/2024)
	54		UNC Asheville (11/04/2024)
	64		McNeese (11/11/2024)
	75		Creighton (12/14/2024)
	79		Oklahoma (01/04/2025)
	79		at North Carolina (12/04/2024)
	79		Arkansas St. (11/08/2024)
FIELD GOALS MADE	20		UNC Asheville (11/04/2024)
	21		Kent St. (12/22/2024)
FIELD GOAL ATTEMPTS	60		Creighton (12/14/2024)
	61		McNeese (11/11/2024)
FIELD GOAL PERCENTAGE	.274	(20-73)	UNC Asheville (11/04/2024)
	.280	(21-75)	Kent St. (12/22/2024)
3 PT FG MADE	2		Kent St. (12/22/2024)
	2		vs Rutgers (N) (11/27/2024)
3 PT FG ATTEMPTS	13		vs Rutgers (N) (11/27/2024)
	16		at Purdue (11/15/2024)
3 PT FG PERCENTAGE	.074	(2-27)	Kent St. (12/22/2024)
	.154	(2-13)	vs Rutgers (N) (11/27/2024)
FREE THROWS MADE	7		at North Dakota (12/18/2024)
	8		UNC Asheville (11/04/2024)
FREE THROW ATTEMPTS	8		at North Dakota (12/18/2024)
	11		McNeese (11/11/2024)
FREE THROW PERCENTAGE	.542	(13-24)	vs Illinois (N) (11/20/2024)
	.571	(8-14)	UNC Asheville (11/04/2024)
REBOUNDS	26		Oklahoma (01/04/2025)
	29		UNC Asheville (11/04/2024)
ASSISTS	3		McNeese (11/11/2024)
	5		Kent St. (12/22/2024)
STEALS	2		at Purdue (11/15/2024)
	4		South Dakota St. (12/29/2024)
BLOCKED SHOTS	0		McNeese (11/11/2024)
	1		vs Rutgers (N) (11/27/2024)
TURNOVERS	3		at Purdue (11/15/2024)
	8		vs Oregon (N) (11/30/2024)
FOULS	14		at North Carolina (12/04/2024)
	15		South Dakota St. (12/29/2024)

ALABAMA SEASON STATS



2024-25 Alabama Men's Basketball Combined Team Statistics All games

Page 1/1
as of Jan 05, 2025

Game Records

Record	Overall	Home	Away	Neutral
ALL GAMES	12-2	7-0	2-1	3-1
CONFERENCE	1-0	1-0	0-0	0-0
NON-CONFERENCE	11-2	6-0	2-1	3-1

Score by Periods

Team	1st	2nd	OT	TOT
Alabama	599	670	7	1276
Opponents	484	597	2	1083

Team Box Score

No.	Player				Total		3-Point		F-Throw		Rebounds											
		GP-GS	MIN	AVG	FG-FGA	FG%	3FG-3FGA	3FG%	FT-FTA	FT%	OFF	DEF	TOT	AVG	PF	DQ	A	TO	BLK	STL	PTS	AVG
1	SEARS, Mark	14-14	448:26	32.0	70-173	.405	33-99	.333	83-102	.814	7	37	44	3.1	19	0	62	34	1	18	256	18.3
4	NELSON, Grant	14-12	384:09	27.4	66-118	.559	12-42	.286	39-58	.672	28	95	123	8.8	33	1	26	27	18	9	183	13.1
0	PHILON, Labaron	14-12	344:29	24.6	69-129	.535	13-46	.283	26-37	.703	18	35	53	3.8	23	1	56	23	5	19	177	12.6
3	WRIGHTSELL JR., Latrell	8-5	205:41	25.7	28-56	.500	19-45	.422	17-20	.850	4	10	14	1.8	13	0	16	10	1	4	92	11.5
2	HOLLOWAY, Aden	14-0	286:08	20.4	51-117	.436	32-84	.381	11-15	.733	6	17	23	1.6	21	0	25	16	0	9	145	10.4
35	REID, Derrion	13-3	227:36	17.5	37-80	.463	8-28	.286	19-37	.514	17	30	47	3.6	24	0	11	14	5	3	101	7.8
8	YOUNGBLOOD, Chris	5-0	94:20	18.9	12-37	.324	7-29	.241	6-6	1.000	5	9	14	2.8	10	0	6	4	1	6	37	7.4
11	OMORUYI, Clifford	14-14	260:39	18.6	39-53	.736	0-0	.000	23-35	.657	23	64	87	6.2	39	0	10	11	17	2	101	7.2
10	DIOUBATE, Mouhamed	14-0	185:26	13.2	21-44	.477	3-11	.273	21-27	.778	33	42	75	5.4	26	0	12	7	8	13	66	4.7
15	STEVENSON, Jarin	14-10	229:48	16.4	21-60	.350	9-43	.209	15-27	.556	14	32	46	3.3	25	1	13	10	8	3	66	4.7
95	MALLETTE, Houston	5-0	44:16	8.9	7-12	.583	5-10	.500	0-0	.000	6	6	12	2.4	3	0	1	0	0	3	19	3.8
22	SHERRELL, Aiden	14-0	107:59	7.7	11-35	.314	3-19	.158	6-12	.500	19	21	40	2.9	12	0	4	8	3	3	31	2.2
45	SCHARNOWSKI, Max	4-0	06:03	1.5	1-1	1.000	0-0	.000	0-0	.000	0	4	4	1.0	0	0	0	0	0	0	2	0.5
Team											28	27	55					11				
Total		14	2825		433-915	.473	144-456	.316	266-376	.707	208	429	637	45.5	248	3	242	175	67	92	1276	91.1
Opponents		14	2825		389-953	.408	99-341	.290	206-285	.723	171	337	508	36.3	294	8	155	153	45	95	1083	77.4

Team Statistics

	UA	OPP
Scoring	1276	1083
Points per game	91.1	77.4
Scoring margin	+13.8	-
Field goals-att	433-915	389-953
Field goal pct	.473	.408
3 point fg-att	144-456	99-341
3-point FG pct	.316	.290
3-pt FG made per game	10.3	7.1
Free throws-att	266-376	206-285
Free throw pct	.707	.723
F-Throws made per game	19.0	14.7
Rebounds	637	508
Rebounds per game	45.5	36.3
Rebounding margin	+9.2	-
Assists	242	155
Assists per game	17.3	11.1
Turnovers	175	153
Turnovers per game	12.5	10.9
Turnover margin	-1.6	-
Assist/turnover ratio	1.4	1.0
Steals	92	95
Steals per game	6.6	6.8
Blocks	67	45
Blocks per game	4.8	3.2
Winning streak	6	-
Home win streak	7	-
Attendance	93042	39711
Home games-Avg/Game	7-13292	3-13237
Neutral site-Avg/Game	-	4-7599

Team Results

Date	Opponent		Score	Att.
11/04/2024	UNC Asheville	W	110-54	13474
11/08/2024	Arkansas St.	W	88-79	13474
11/11/2024	McNeese	W	72-64	13474
11/15/2024	at Purdue	L	78-87	14876
11/20/2024	vs Illinois	W	100-87	11533
11/26/2024	vs Houston	Wot	85-80	7602
11/27/2024	vs Rutgers	W	95-90	6143
11/30/2024	vs Oregon	L	81-83	5116
12/04/2024	at North Carolina	W	94-79	21750
12/14/2024	Creighton	W	83-75	13474
12/18/2024	at North Dakota	W	97-90	3085
12/22/2024	Kent St.	W	81-54	12198
12/29/2024	South Dakota St.	W	105-82	13474
01/04/2025	Oklahoma	W	107-79	13474

2023-24 RADIO/TV CHART



LABARON PHILON
GUARD Fr. • 6-4 • 177
Mobile, Ala.
(Link Academy)



MARK SEARS
GUARD Gr. • 6-1 • 190
Muscle Shoals, Ala.
(Hargrave Military Academy/Ohio)



ADEN HOLLOWAY
GUARD So. • 6-1 • 180
Charlotte, N.C.
(Auburn/Prolific Prep)



LATRELL WRIGHTSELL JR.
GUARD Gr. • 6-3 • 190
Omaha, Neb.
(Omaha Central HS/Cal State Fullerton)



GRANT NELSON
FORWARD Gr. • 6-11 • 230
Devils Lake, N.D.
(Devils Lake HS/North Dakota State)



CHRIS YOUNGBLOOD
GUARD Gr. • 6-4 • 223
Tuscaloosa, Ala.
(East Coweta HS/Kennesaw State/South Florida)



MOUHAMED DIOUBATE
FORWARD So. • 6-7 • 215
Queens, N.Y.
(Putnam Science Academy)



CLIFFORD OMORUYI
CENTER Gr. • 6-11 • 250
Benin City, Nigeria
(Roselle Catholic/Rutgers)



JARIN STEVENSON
FORWARD So. • 6-11 • 210
Chapel Hill, N.C.
(Seaford HS)



AIDEN SHERRELL
FORWARD Fr. • 6-11 • 240
Detroit, Mich.
(Prolific Prep)



NAASIR CUNNINGHAM
FORWARD Fr. • 6-7 • 175
West Orange, N.J.
(Southern California Academy)



DERRION REID
FORWARD Fr. • 6-8 • 220
Grovettown, Ga.
(Prolific Prep)



MAX SCHARNOWSKI
FORWARD Gr. • 6-6 • 205
Elgin, Ill.
(Wheaton Academy)



HOUSTON MALLETTE
GUARD Sr. • 6-5 • 200
Alameda, Calif.
(Pacifica Christian/Pepperdine)



NATE OATS
HEAD COACH
6th Season



PRESTON MURPHY
ASSISTANT COACH
2nd Season



RYAN PANNONE
ASSISTANT COACH
2nd Season



BRIAN ADAMS
ASSISTANT COACH
1st Season



ADAM BAUMAN
DIRECTOR OF SCOUTING & ANALYTICS
6th Season



CHRISTIAN PINO
DIR. OF PLAYER DEVELOPMENT/RECRUITING COORD.
5th Season



BEN POTTS
DIRECTOR OF VIDEO
2nd Season



BRADY GOKA
COORDINATOR OF ANALYTICS
5th Season



JOSH PIERRE
DIRECTOR OF OPERATIONS
3rd Season