<< 2024-25 SOUTH CAROLINA MEN'S BASKETBALL >>

2024-25 SCHEDULE

OVERALL: 10-9 | SEC: 0-6
HOME: 8-4 | AWAY: 1-4 | NEUTRAL: 1-1 | NET: 90

OCTOBER			
30	**-/-**	**Wooster (exhibition)**	**W, 86-60**
NOVEMBER			
4	**-/-**	**North Florida**	**L, 71-74**
8	**-/-**	**SC State**	**W, 86-64**
12	**-/-**	**Towson**	**W, 80-54**
16	#16/16	at Indiana	L, 71-87
21	**-/-**	**vs. Mercer % (unbracketed game)**	**W, 84-72**
25	#22/22	vs. Xavier %	L, 66-75
27	-/-	vs. Virginia Tech %	W, 70-60
DECEMBER			
3	-/-	at Boston College ^	W, 73-51
7	**-/-**	**East Carolina**	**W, 75-68**
14	**-/-**	**USC Upstate**	**W, 73-53**
17	**#25/RV**	**Clemson $**	**W, 91-88 (OT)**
22	**-/-**	**Radford**	**W, 74-48**
30	**-/-**	**Presbyterian**	**W, 69-59**
JANUARY			
4	#17/16	at Mississippi State*	L, 50-85
8	**#5/5**	**Alabama***	**L, 68-88**
11	**#2/2**	**Auburn***	**L, 63-66**
15	-/-	at Vanderbilt*	L, 63-66
18	-/-	at Oklahoma*	L, 62-82
22	**#5/6**	**Florida***	**L, 69-70**
25	**#14/14**	**Mississippi State***	**1 p.m. SECN**
28	-/-	at Georgia*	7 p.m. SECN
FEBRUARY			
1	**#13/13**	**Texas A&M***	**8:30 p.m. SECN**
8	#9/9	at Kentucky*	12 p.m. ESPN/2
12	**#16/16**	**Ole Miss***	**7 p.m. SECN**
15	#5/6	at Florida*	8:30 p.m. SECN
18	-/-	at LSU*	9 p.m. SECN
22	**-/-**	**Texas***	**8:30 p.m. SECN**
25	#22/24	at Missouri*	9 p.m. ESPN2/U
MARCH			
1	**-/-**	**Arkansas***	**1 p.m. SECN**
4	**-/-**	**Georgia***	**6 p.m. SECN**
8	#6/7	at Tennessee	2 p.m. SECN
12-16		SEC Tournament &	TBD
20-21	-/-	NCAA Tournament First Round =	TBD
22-23	-/-	NCAA Tournament Second Round =	TBD
27-28	-/-	Reginal Semifinal - Sweet 16 #	TBD
29-30	-/-	Regional Final - Elite 8 #	TBD
APRIL			
5-7	-/-	Final Four /	TBA

All home games in **bold** | All times listed Eastern | **SECN+** - SEC Network + | **SECN** - SEC Network | **ACCN** - ACC Network | **FS1** - FoxSports 1 | * indicates SEC contest | ^ - SEC/ACC Challenge (Chestnut Hill, Mass.) | % - Fort Myers Tip-Off (Ft. Myers, Fla.) | $ - Palmetto Series | & - SEC Tournament (Nashville, Tenn.) | = - NCAA Tournament First and Second Rounds (various sites) | # - NCAA Regionals (various sites) | / - Final Four (San Antonio, Texas) | *** rankings listed are at time of game*

GAMECOCK®
MEN'S BASKETBALL

ASSISTANT AD/COMMUNICATIONS & PR:
MICHAEL DeBATES // MDEBATES@MAILBOX.SC.EDU
CELL: 712-348-5863 // **X:** @MDEBATES
SOUTH CAROLINA MEN'S BASKETBALL
ON SOCIAL MEDIA:
#GAMECOCKS // #FOREVERTOTHEE
X AND INSTAGRAM: @GAMECOCKMBB
FACEBOOK: /GAMECOCKMBB
ON THE WEB: GAMECOCKSONLINE.COM

10-9, 0-6 SEC
SOUTH CAROLINA

HEAD COACH: Lamont Paris (Wooster, '96 ; Indiana State,'00)
AT CAROLINA: 47-38 (3rd season)
CAREER: 134-110 (8th season)
VS. MISS. STATE: 2-3
TOP SCORER: Murray-Boyles (15.3 ppg)
TOP REBOUNDER: Murray-Boyles (8.9 rpg)
TOP ASSIST MAKER: Thomas (3.3 apg)
TOP SHOT BLOCKER: Murray-Boyles (1.3 bpg)
TOP STEALS LEADER: Murray-Boyles (1.5 spg)
COMMUNICATIONS/PR: Michael DeBates
X UPDATES: @GamecockMBB

VS.

15-4, 3-3 SEC
#14/14 MISS. ST.

HEAD COACH: Chris Jans (Loras, '91)
AT MISS. STATE: 57-31 (3rd season)
CAREER: 200-75 (9th season)
VS. CAROLINA: 3-2
TOP SCORER: Hubbard (16.5 ppg)
TOP REBOUNDER: Murphy (7.5 rpg)
TOP ASSIST MAKER: Matthews (3.7 apg)
TOP SHOT BLOCKER: Murphy/Nwoko (1.1 bpg)
TOP STEALS LEADER: Matthews (2.6 spg)
COMMUNICATIONS/PR: Matt Dunaway
X UPDATES: @HailStateMBK

GAME 20

VENUE: Colonial Life Arena
BROADCAST: SEC Network
PLAY-BY-PLAY: Roy Philpott
ANALYST: Perry Clark
RADIO: Gamecock Radio Network
IN COLUMBIA: 107.5 The Game
PLAY-BY-PLAY: Derek Scott
ANALYST: Casey Manning
SIRIUSXM: 84 | ***SXM APP:*** 84
WATCH: espn.com/watch/
LIVE STATS: GamecocksOnline.com
SERIES: Bulldogs leads, 30-19
IN COLUMBIA: Gamecocks lead, 12-10
SERIES TREND: Bulldogs have won 11 of the last 16 matchups.
LAST MEETING: 85-50 Bulldog win at Humphrey Coliseum in the SEC opener on Jan. 4, 2025.

TIPOFF NOTABLES

> ***A New Chapter*** of Gamecock Men's Basketball is underway again this season with third-year head coach Lamont Paris at the helm. Paris, who has been a part of nine NCAA Division I Tournaments and 18 twenty-win seasons as a college head and assistant coach, was named the University of South Carolina's 33rd head coach by Director of Athletics Ray Tanner on Thursday, March 24, 2022.

> Paris, the 2024 SEC Coach of the Year and one of four finalists for the Naismith National Coach of the Year, helped engineer the greatest single-season turnaround in program history in 2023-24 as the team improved its win total by 15 games. The Gamecocks 26 wins in 2023-24 tied for the most single-season victories in program history with the 2016-17 Final Four team.

NUMBERS OF NOTE

11-1 - The Gamecocks are **11-1** under Lamont Paris when shooting 50.0% or higher (3-0 this season). The lone loss came in his first season in 2022-23 at Missouri.
4-0 - The Gamecocks have made 10 or more 3s **4x** this season and are **4-0** in those games.
6-0 - The team is **6-0** all-time (2-0 this season) under Lamont Paris when shooting 50.0% or better from 3.
60.1% - Collin Murray-Boyles is **60.1%** (110-of-183) from the floor this season, which is 1st in the SEC and ranks 16th nationally. He went 10-for-10 vs. ECU (Dec. 7) and became just the third player in program history with 10 or more made FGs and no misses in a game.
+15 - The Gamecocks **15-win** turnaround in 2023-24 was the greatest single season turnaround in program history, surpassing the 11-win improvement from 2002-03 to 2003-04 under Dave Odom.
8 - EIGHT South Carolina natives are on the roster this season, the most the team has had since **EIGHT** Palmetto State products were on the roster in Odom's first season in 2001-02.

PROBABLE GAMECOCK STARTERS (BASED OFF PREVIOUS GAME)

#	Name	Ht.	Wt.	Cl.	Hometown	PPG	RPG	APG	Misc.
15	Morris Ugusuk	6-4	170	So..	Helsinki, Finalnd	7.2	1.7	1.1	Leads team in made 3s (32) & 3FG% (43.8%)
1	Jacobi Wright	6-2	185	Sr.	Fort Mill, S.C.	8.8	2.5	2.6	Tied career-high 20 pts against #5/5 Alabama (Jan. 8)
2	Zachary Davis	6-7	200	Jr.	Orangeburg, S.C.	9.6	4.1	1.6	22 pts at #17/16 Miss. State (Jan. 4) & vs. #5/5 Florida (Jan. 22)
30	Collin-Murray Boyles	6-7	245	So.	Columbia, S.C.	15.3*	8.9*	2.3	SEC POTW Dec. 23 ; 5 double-doubles (2nd in SEC)
5	Nick Pringle	6-10	225	Gr.	Seabrook, S.C.	9.9	6.3	1.5	Helped Alabama to first ever Final Four in 2024

** indicates team leader*

COMING UP NEXT

> South Carolina hits the road for a midweek tilt at Georgia (14-5, 2-4 SEC) next Tuesday. Tipoff is set for 7 p.m. (ET) at Stegeman Coliseum with Rich Hollenberg (pxp) and Daymeon Fishback (analyst) on the call for the SEC Network broadcast.

2024-25 SOUTH CAROLINA BASKETBALL BROADCAST SPOT CHART

projected starters shaded in gray ; projected starters based on previous game
** career high reached this season*

0

- Spent his freshman season at Missouri in 2023-24
- Played in 31 games for the Tigers, making 14 starts
- Averaged 2.3 points and 2.0 rebounds in 11.4 min
- Had his best game of the season at Ole Miss (Feb. 17, 2024) with 10 points (4-of-7 FGs) and five rebounds
- Four-star prospect and a top-150 player that was ranked No. 2 in the state of South Carolina
- Played five seasons at Chris Church Episcopal School with his father, John, serving as his coach
- Helped lead the Cavaliers to a pair of state titles in 2021 and 2023

Jordan Butler • *F • SO • 7-0 • 240 • Mauldin, S.C. // MISSOURI*

BEGAN HIS COLLEGE CAREER AT MISSOURI LAST SEASON

	MIN	PTS	REB	AST	STL	BLK	FG%	3FG%	FT%
24-25	4.5	1.4	0.7	0.2	0.1	0.3	31.6	33.3	83.3
Career	**8.7**	**1.8**	**1.5**	**0.1**	**0.3**	**0.7**	**37.7**	**23.3**	**57.7**

Career Highs: **10 points, 5 rebounds, 2 assists, 2 steals, 3 blocks**

1

- Double-figures in 8 games this season with a career-high 20 pts on two ocassions: SC State (Nov. 8) and #5/5 Alabama (Jan. 8)
- Played in all 34 games with one start and was key reserve off the bench last season ; averaged 5.9 points, 1.9 assists and 1.8 rebounds in 22.9 mpg
- Team went 8-0 in games he scored in double figures in 23-24 season (2-1 this season)
- Scored a season-high 16 points in a comeback victory vs. No. 24/24 Florida (March 2, 2024) ; was 4-of-8 from downtown in the contest
- Averaged 7.3 points, 2.1 rebounds and 1.8 assists per game as a sophomore in 22-23

Jacobi Wright • *G • SR • 6-2 • 182 • Fort Mill, S.C. // LEGACY EARLY COLLEGE*

CAREER-HIGH 20 POINTS 2X THIS SEASON (VS. SC STATE & #5/5 ALABAMA)

	MIN	PTS	REB	AST	STL	BLK	FG%	3FG%	FT%
24-25	28.6	8.8	2.5	2.7	0.4	0.2	39.9	33.3	78.6
Career	**23.7**	**6.1**	**1.9**	**2.0**	**0.5**	**0.1**	**37.3**	**32.2**	**73.9**

Career Highs: **20 points*, 10 rebounds*, 6 assists*, 2 steals, 1 block**

2

- Matched career-high with 22 pts vs. #5/5 Florida (Jan. 22) ; scored 18 of his 22 in the 2nd half
- Became a key contributor and the team's best defender in second season in 23-24, playing in 33 games while starting the final 17 contests
- Averaged 5.9 pts, 3.6 reb, 1.3 ast in 23.0 mpg
- Scored in double figures a career-best six times in 23-24, five of which came in SEC games ; team was 8-1 when he scored nine or more points
- Shot 43.2% (70-of-162) from the floor, the third-best percentage on the team of the 7 players who played 20.0+ mpg

Zachary Davis • *G • JR • 6-7 • 200 • Orangeburg, S.C. // DENMARK-OLAR*

CAREER-HIGH 22 PTS AT #17/16 MISS. ST. (JAN. 4) & VS. #5/5 FLORIDA (JAN. 22)

	MIN	PTS	REB	AST	STL	BLK	FG%	3FG%	FT%
24-25	24.4	9.6	4.1	1.6	0.8	0.1	44.2	32.1	72.9
Career	**20.0**	**5.4**	**3.2**	**1.2**	**0.7**	**0.2**	**42.7**	**25.6**	**69.6**

Career Highs: **22 points*, 9 rebounds, 4 assists, 3 steals*, 2 blocks**

5

- No. 2 nationally in FT rate (93.0%) via KenPom
- Has 2 double-doubles (8 career) this season
- 12 pts & 10 reb vs, #2/2 Auburn (Jan. 11)
- 18 pts in OT win vs. #25 Clemson (Dec. 17)
- Tied career-high with 19 pts (8-for-10 FGs) in leading team to win over USC Upstate (Dec. 14)
- First double-double as a Gamecock with 13 pts and 11 reb (all in 2nd half except 1 reb) at #16/16 IU (Nov. 16)
- Avg. 6.8 pts &d 5.1 reb per game in helping Alabama to first Final Four in school history in 2024

Nick Pringle • *F • GR • 6-10 • 225 • Seabrook, S.C. // ALABAMA*

HELPED LEAD ALABAMA TO 2024 FINAL FOUR ; HAS 7 MORE FGAS THAN FTAS IN 24-25

	MIN	PTS	REB	AST	STL	BLK	FG%	3FG%	FT%
24-25	25.0	9.8	6.3	1.5	0.3	0.6	62.4	0.0	64.9
Career	**14.3**	**5.5**	**4.2**	**0.6**	**0.3**	**0.5**	**66.3**	**0.0**	**56.3**

Career Highs: **19 points, 15 rebounds, 4 assists*, 3 steals, 3 blocks***

6

- Out 3-4 weeks with right knee sprain sustained in practice on Jan. 9
- Season-high 22 pts in win vs. ECU (Dec. 7) ; tied career-high with 5 3FGs in the game
- Averaged 16.9 pts, 3.8 re, 3.8 ast and 2.1 stl per game in one season at Norfolk State in 23-24
- 2024 MEAC Player of the Year & Newcomer of the Year ; also on MEAC All-Defensive Team
- Had 10 games with 20+ pts for the Spartans
- Had shooting splits of 40.4 percent from the floor, 38.0 percent from behind the arc and 80.9 percent at the charity stripe in 31.1 mpg in 23-24

Jamarii Thomas • *G • SR • 5-11 • 190 • Greensboro, N.C. // NORFOLK STATE*

2024 MEAC PLAYER OF THE YEAR & NEWCOMER OF THE YEAR AT NORFOLK STATE

	MIN	PTS	REB	AST	STL	BLK	FG%	3FG%	FT%
24-25	30.9	12.3	3.2	3.3	1.4	0.1	39.3	36.7	65.4
Career	**21.5**	**9.6**	**2.6**	**2.5**	**1.1**	**0.1**	**38.8**	**35.9**	**76.4**

Career Highs: **31 points, 7 rebounds*, 9 assists, 5 steals, 1 block***

10

- Out indefinitely as of Jan. 7 w/ left lower leg deep vein thrombosis (blood clot)
- 19 pts w/ 5 3s in OT win vs. #25 Clemson (Dec. 17)
- Team 14-1 last 2 seasons when he scores 10+
- Saw action in 27 games, making 17 starts in first season in Garnet & Black in 2023-24
- Averaged 8.3 points, 3.3 rebounds and 1.0 assists per game despite battling shoulder and knee injuries throughout the season
- Shot team-best 38.5 percent (45-of-117) from behind the arc in 23-24

Myles Stute • *G • SR • 6-6 • 210 • Washington, D.C. // VANDERBILT*

236 CAREER MADE 3S WHICH IS 39TH ON THE ACTIVE 3FGS LIST IN NCAA D1

	MIN	PTS	REB	AST	STL	BLK	FG%	3FG%	FT%
24-25	24.8	5.4	2.7	1.1	0.4	0.4	33.3	32.8	75.0
Career	**23.0**	**7.4**	**3.5**	**0.6**	**0.5**	**0.2**	**38.2**	**37.5**	**69.8**

Career Highs: **22 points, 11 rebounds, 3 assists, 4 steals, 3 blocks***

13

- Redshirted initial collegiate season in 2023-24
- Was put on scholarship prior to the start of 2024 summer workouts
- Led his high school team, Whitnall, to 25-4 record and state championship game as a senior in 2022-23 after averaging 14.8 points, 6.4 rebounds and 4.3 assists per game
- Older brother Tyler starred at Kentucky (2018-19) and currently plays for the Miami Heat, where he was the 2022 NBA Sixth Man of the Year

Austin Herro • *G • SR • 6-3 • 180 • Milwaukee, Wisc. // WHITNALL*

FORMER WALK-ON THAT WAS PUT ON SCHOLARSHIP OVER THE SUMMER

	MIN	PTS	REB	AST	STL	BLK	FG%	3FG%	FT%
24-25	1.5	0.0	0.2	0.0	0.0	0.0	0.0	0.0	0.0
Career									

Career Highs*:

15

- Best 3-point percentage on team (43.8%) and has made career-best 32 3s this season
- Has hit 3 or more 3s in 7 games in 24-25
- Led team with 15 pts at Oklahoma (Jan., 18)
- 20 pts (6-of-8 FGs) at Vanderbilt (Jan. 15)
- 18 pts off bench at #16/16 IU (Nov. 16) ; hit career-best 4 3s ; also hit 4 3s vs. VT (Nov. 27) and had 12 pts off bench
- Averaged 2.2 ppg in 10.2 mpg in 23-24
- Scored 10 pts in just 11 min of action in a win vs. Missouri (1/27/24) ; hit a pair of 3s ; 11 pts vs. Florida A&M (12/30/23), first with game w/ 10+

Morris Ugusuk • *G • 6-4 • 170 • Helsinki, Finland // DRIVE Academy*

CAREER-HIGH 20 PTS AT VANDERBILT (JAN. 15) IN SECOND CAREER START

	MIN	PTS	REB	AST	STL	BLK	FG%	3FG%	FT%
24-25	22.9	7.2	1.7	1.1	0.5	0.1	42.3	43.8	77.3
Career	**15.1**	**4.2**	**1.1**	**0.7**	**0.3**	**0.1**	**39.0**	**38.0**	**77.4**

Career Highs: **20 points*, 4 rebounds, 5 assists, 3 steals*, 1 block**

2024-25 SOUTH CAROLINA BASKETBALL BROADCAST SPOT CHART

projected starters shaded in gray ; projected starters based on previous game
** career high reached this season*

21

- 10 pts off bench vs. #5/5 Florida (Jan. 22)
- 10 pts at Vanderbilt (Jan. 15), hitting pair of 3s
- Had breakout game with 13 pts (3-of-6 3FGs) in 31 min off bench against #2/2 Auburn (Jan. 11)
- Made a 3 late vs. Towson (Nov. 12), his first career pts
- Redshirted initial collegiate season in 2023-24
- Played at 4A Westwood High School in Blythewood where he scored over 1,000 points for his career
- All-region and all-state selection as a senior for the Redhawks after averaging 21.4 points, 5.5 rebounds and 2.2 assists per game

Arden Conyers • G • RFR • 6-7 • 212 • Columbia, S.C. // WESTWOOD

HAS SCORED IN DOUBLE-FIGURES 3X IN SEC PLAY SINCE GETTING MORE MIN.

	MIN	PTS	REB	AST	STL	BLK	FG%	3FG%	FT%
24-25	14.6	4.4	1.1	0.2	0.2	0.1	31.9	27.6	54.5
Career									

Career Highs*: **13 points, 3 rebounds, 1 assist, 1 steal, 1 block**

23

- Career-high 9 pts vs. Radford (Dec. 22)
- Consensus four-star and the top player in the state by 247Sports and On3 ; ranked No. 47 overall player by 247Sports (No. 6 shooting guard) and No. 36 overall by On3 (No. 8 SG)
- Two-time South Carolina Gatorade Player of the Year and concluded his prep days as the school record-holder for career points (2,475) at Lexington High School, leading the Wildcats to a 28-2 record as a senior and the 5A state title
- Averaged 22.0 points, 6.4 rebounds, 3.3 steals and 2.5 assists per game in senior season

Cam Scott • G • FR • 6-6 • 171 • Lexington, S.C. // LEXINGTON

TWO-TIME SOUTH CAROLINA GATORADE PLAYER OF THE YEAR ; TOP-50 PROSPECT OUT OF HS

	MIN	PTS	REB	AST	STL	BLK	FG%	3FG%	FT%
24-25	12.2	3.1	1.6	0.6	0.1	0.1	27.7	17.1	66.7
Career									

Career Highs*: **9 points, 4 rebounds, 2 assists, 1 steal, 1 block**



30

- 1st in SEC (16th nationally) in FG% ; only player in SEC shooting above 60.0% ; 25 pts (18 in 1st half) vs. #2/2 Auburn (Jan. 11)
- 5 double-doubles (7 career), which is 2nd in SEC
- 22 pts & 9 reb in OT win vs. #25 Clemson (Dec. 17)
- 10-for-10 vs. ECU (Dec. 7) ; 3rd player in program history with 10 or more FGs & no misses in a game
- Shot 59.7% (117-196) from the floor in 23-24 to lead the team (4th best for single season in program history)
- Had breakout game with 31 pts (14-of-17 - 82.4%) in win vs. Vanderbilt (2/10/24) ; became the 1st SEC freshman since Bobby Portis (ARK) in '14 to record 30+ pts w/ 13+ FGs while shooting above 80.0%

Collin Murray-Boyles • F • SO • 6-8 • 245 • Columbia, S.C. // WASATCH ACADEMY

CAREER-HIGH 16 REB VS. SC STATE (11/8) ; 4 CAREER GAMES WITH 10 OR MORE FGS

	MIN	PTS	REB	AST	STL	BLK	FG%	3FG%	FT%
24-25	29.9	15.3	8.9	2.3	1.5	1.3	60.1	31.3	67.3
Career	**25.6**	**12.4**	**7.0**	**2.0**	**1.2**	**1.1**	**59.9**	**23.8**	**67.0**

Career Highs: **31 points, 16 rebounds*, 8 assists*, 5 steals*, 4 blocks***

31

- 5 reb, 3 ast & 1 blk vs. #2/2 Auburn (Jan. 11)
- Played in 17 games averaging 2.5 pts and 2.9 reb in 9.7 min per game in 23-24
- Had career-high 10 points, seven rebounds and two assists in non-conference finale victory over Florida A&M (12/30/23)
- Appeared in 31 games, making 14 starts in first season in Garnet & Black in 22-23 ; averaged 1.9 points, 3.1 rebounds and 1.1 assists per game
- Played three seasons at Illinois (2019-22) where he earned his undergraduate degree

Benjamin Bosmans-Verdonk • F • GR • 6-9 • 260 • Lommel, Belgium // ILLINOIS

YEAR 3 LAW STUDENT & ONE OF THE ONLY ACTIVE D1 PLAYERS IN LAW SCHOOL

	MIN	PTS	REB	AST	STL	BLK	FG%	3FG%	FT%
24-25	5.7	0.9	1.6	0.4	0.1	0.1	21.1	0.0	54.5
Career	**9.3**	**1.6**	**2.2**	**0.7**	**0.2**	**0.1**	**42.5**	**0.0**	**53.5**

Career Highs: **10 points, 10 rebounds, 6 assists, 2 steals, 2 blocks**

#0 JORDAN BUTLER

#1 JACOBI WRIGHT

#2 ZACHARY DAVIS

#4 WESTON COGGESHALL

#5 NICK PRINGLE

#6 JAMARII THOMAS

#10 MYLES STUTE

#13 AUSTIN HERRO

#14 LANCE PIPER

#15 MORRIS UGUSUK

#21 ARDEN CONYERS

#23 CAM SCOTT

#30 COLLIN MURRAY-BOYLES

#31 BENJAMIN BOSMANS-VERDONK

LAMONT PARIS

TANNER BRONSON

WILL BAILEY

EDDIE SHANNON

DAVID McKINLEY

A SEASON TO REMEMBER IN 2023-24...

25 regular season wins *- the most in program history*

26 total wins *- tied for the most in a single seasons in program history with the 2016-17 Final Four Team*

13 SEC wins *- the second most in program history*

7 SEC road wins *- tied with the 1996-97 team for the most in program history*

+15 in the win column *- the greatest single season turnaround in program history, surpassing the 11-win improvement under Dave Odom from 2002-03 to 2003-04*

12-4 record away from home *- tied for the second-best record in Power Six in true road/neutral site games with Houston & Purdue*

3-4 record against ranked teams *- Gamecocks were 3-17 combined the previous seasons against top-25 opponents*

ONE of FIVE teams *in the nation with a top-five, true road win*

ONE of 18 teams *in the nation with multiple top-10 wins*

ONE of FOUR teams *in the SEC to rank in the top-50 of adj. efficiency on both offense and defense via KenPom*

25 opponents held below 70 points *- T-4th best mark in the country*

Allowed just 67.0 ppg *- the best scoring defense in the SEC*

Seven-game win streak in SEC play *- the longest SEC win streak in program history since the 1996-97 SEC Champion Gamecocks started league play 11-0*

274 made 3s *- most in program history*

344 turnovers *- third fewest in program history*

INTERVIEW POLICIES

In general, ALL interview requests must be made in advance to Assistant AD Michael DeBates in the South Carolina Athletics Communications and Public Relations Office.

All interviews are to be coordinated through the Communications and Public Relations Office. This allows the staff to arrange the interview when it best suits the student-athlete's and the reporter's schedules. Please contact the Communications and Public Relations Office in advance to make your interview requests. Media are not permitted to contact student-athletes on their own at any time. All interviews will take place at the designated media interview site for that day as listed in the weekly availability schedule.

Dormitory, apartment and cell phone numbers for student-athletes will not be provided to the media. Should you need to conduct a telephone interview with a student-athlete, a call will be placed to you from the student-athlete at a mutually agreeable time.

SOUTH CAROLINA ATHLETICS COMMUNICATIONS & PR

Michael DeBates, primary contact
Assistant AD
cell: 712-348-5863
e-mail: mdebates@mailbox.sc.edu
X: @mdebates

SOUTH CAROLINA MEN'S BASKETBALL ONLINE

Website: www.GamecocksOnline.com/sports/mens-basketball
Facebook: www.Facebook.com/GamecockMBB
X: @GamecockMBB
Instagram: @GamecockMBB

NOTABLE NUMBERS

8

> This year's South Carolina roster features eight players from the Palmetto State. It's the most in-state players on the roster since Dave Odom's first season in 2001-02 (also had eight).

7

> Lamont Paris was a part of the Wisconsin coaching staff that made seven straight appearances in the NCAA Tournament. Included in that stretch was a National Championship Game appearance (2015), Final Four (2014) and four Sweet 16s (2011-12, 2016-17).

10-3

> The Gamecocks are 10-3 in games when they've outrebounded opponents (only losses vs. #2/2 Auburn, at Vandy & vs. #5/5 Florida). The team is 8-3 when scoring more second chance points this season.

43.8%

> Morris Ugusuk has made a career-best 32 3s this season. He's a team-leading 43.8% from behind the arc, shooting an efficient 32-of-73 the first 19 games of the season.

A SOUTH CAROLINA WIN WOULD ...

- Be the fifth top-25 win for head coach Lamont Paris at South Carolina (beat #5/5 Tennessee, #6/6 Kentucky & #24/24 Florida last season).
- It would be Carolina's second top-25 win this season (defeated #25 Clemson, 91-88 , in overtime back on Dec. 17).
- Give the Gamecocks the program's first SEC win in the regular season since defeating No. 24/24 Florida at home last year on March 2, 2024.

HOMECOURT HEARTBREAK

>South Carolina led for all but 4.8 seconds on Wednesday at home vs. #5/6 Florida. Will Richard scored the game-winning bucket with a contested left-handed layup at the rim. Jacobi Wright's game-winning, 3-point attempt was off backiron as the Gators escaped Colonial Life Arena. Davis matched his career-high with 22 points, 18 coming in the second half. Carolina led by seven at the break after shooting 50.0 percent (15-of-30) in the opening 20 minutes. Turnovers cost the Gamecocks in the second half, as they gave it away 12 times. Florida scored 22 points off its 16 total turnovers forced in the game. Carolina has dropped three of its first six SEC games now by a total of seven combined points (vs. #5/6 Florida, vs. #2/2 Auburn and at Vanderbilt).

TURNOVERS WILL COST YOU

>South Carolina looked poised to pull out a comeback road win Tuesday night on the road at Memorial Gym but a season-high 25 turnovers (most in the Lamont Paris era at SC) plagued the Gamecocks who fell 66-63 (second consecutive game) to Vanderbilt. Carolina did not lead the entire second half but Collin Murray-Boyles hit a pair of clutch FTs to tie the game with 41.0 seconds remaining. Carolina was unbale to score on its final possession and Vanderbilt got an offensive rebound and 3-point play to go ahead for good with 0.6 seconds remaining. Arden Conyers got free for a final 3-point shot but missed off the backiron as Carolina dropped its fourth-straight game.

HEARTBREAKER AT HOME

> Backs against the wall after an 0-2 SEC start, the Gameocks came out swinging against No. 2/2 Auburn (Jan. 11) building a 6-point halftime lead, 38-32, thanks to 18 first half points from Collin Murray-Boyles. The Tigers battled back ultimately prevailing 66-63 thanks to a pair of late FTs from freshman guard Tahaad Pettiford. It was a physical defensive chess match down the stretch as Carolina failed to score the final 5:18 and Auburn made just one FG in that stretch, a Dylan Cardwell dunk with 1:43 to go. The back-and-forth affair featured nine lead changes. Carolina out-rebounded the Tigers 37-33 and held a 42-30 edge in points in the paint. Murray-Boyles led all scorers with 25 points and redshirt freshman Arden Conyers had a breakout game with a career-high 13 points (3-for-6 3FGs) in 31 minutes off the bench.

MURRAY-BOYLES SEC POTW

> Star sophomore forward, a preseason All-SEC selection, was tabbed Co-SEC Player of the Week after leading the Gamecocks to a pair of victories the week of Dec. 16. In two wins over #25 Clemson (Dec. 17) and Radford (Dec. 22), he averaged averaged 18.5 points, 8.0 rebounds, 3.5 assists, 3.0 blocks and 1.0 steals per game. The SEC's field goal percentage leader went 14-of-20 (70%) from the floor and a perfect 9-for-9 at the free throw line in the two wins.

DON'T LET THE COCKS GET HOT

> The streaking South Carolina Gamecocks won seven-straight games to conclude non-conference play. The streak started on Nov. 27 with a victory in the third-place game of Ft. Myers Tip-Off against Virginia Tech. During the streak, Carolina posted five double-digit wins with an average margin of victory of 14.0 points per game. Three of the five victories were over ACC foes (vs. VT, at Boston College and vs. #25 Clemson). The Gamecocks averaged 75.0 points per game in the win streak and shot over 50.0 percent from the floor as a team twice.

RIVALRY GAME GRIT

> It was an all-time Palmetto Series matchup as the Gamecocks edged No. 25 Clemson, 91-88 in overtime Tuesday night at Colonial Life Arena. The raucous crowd was treated to high-level basketball from start to finish as Lamont Paris improved to 2-1 as head coach at South Carolina in the team's three games against its bitter rivals from The Upstate. Collin Murray-Boyles shined with 22 points (15 in the

CAROLINA BENCH PRODUCTION

GAME	SC-OPP	DIFF.	SC HIGH BENCH SCORER
North Florida	23-30	-7	J. Wright, 12
SC State	22-35	-13	Z. Davis, 10
Towson	11-10	+1	Three tied, 3
at #16 Indiana	26-15	+11	M. Ugusuk, 18
Mercer	29-21	+8	Z. Davis, 18
vs. #22 Xavier	15-12	+3	Z. Davis, 8
vs. Virginia Tech	32-24	+8	Z. Davis/M. Ugusuk, 12
at Boston College	22-13	+9	M. Ugusuk, 9
East Carolina	19-10	+9	Z. Davis, 10
USC Upstate	20-28	-8	Z. Davis, 9
#25 Clemson	12-17	-5	M. Ugusuk, 8
Radford	21-22	-1	C. Scott, 9
Presbyterian	17-5	+12	M. Ugusuk, 8
at Miss. State	28-32	-4	Z. Davis, 22
Alabama	4-39	-35	A. Conyers/C. Scott, 2
Auburn	13-28	-15	A. Conyers, 13
at Vanderbilt	15-19	-5	A. Conyers, 10
at Oklahoma	14-26	-12	A. Conyers, 6
Florida	10-11	-1	A. Conyers, 10
Miss. State			
at Georgia			
Texas A&M			
at Kentucky			
Ole Miss			
at Florida			
at LSU			
Texas			
at Mizzou			
Arkansas			
Georgia			
Tennessee			

CAROLINA SPECIALTY STATS

(PP) points in paint; (OT) points off turnovers; (2nd) second chance points; (FB) fast break points

(South Carolina-Opponent)

GAME	PP	OT	2ND	FB
North Florida	38-34	15-9	7-12	25-12
SC State	42-24	16-12	15-14	10-6
Towson	38-20	19-9	13-8	13-7
at Indiana	26-28	9-17	9-8	8-9
Mercer	26-22	11-10	13-8	11-3
vs. Xavier	34-42	8-20	6-12	10-21
vs. Virginia Tech	22-26	7-4	12-8	12-14
at Boston College	26-30	1-6	7-11	0-5
East Carolina	30-44	13-12	13-6	2-4
USC Upstate	32-40	17-2	9-11	4-6
Clemson	40-38	13-23	13-7	9-19
Radford	20-28	10-10	19-9	2-4
Presbyterian	34-20	16-19	10-4	5-10
at Miss. State	24-52	10-15	6-11	3-17
Alabama	32-48	7-19	8-9	6-16
Auburn	42-30	6-12	15-12	0-13
at Vanderbilt	20-34	17-22	8-11	2-5
at Oklahoma	20-34	3-19	10-6	6-15
Florida	34-36	7-22	9-18	0-22
Miss. State				
at Georgia				
Texas A&M				
at Kentucky				
Ole Miss				
at Florida				
at LSU				
Texas				
at Mizzou				
Arkansas				
Georgia				
Tennessee				
SC Total	**580**	**205**	**202**	**128**
SC Average	**30.5**	**10.8**	**10.6**	**6.7**
Opp Total	630	261	185	208
Opp Average	33.2	13.7	9.7	10.9

SOUTHEASTERN CONFERENCE STANDINGS

Thru games played Wednesday, Jan. 22, 2025

Team	Conference	Overall
#1/1 Auburn	5-0	17-1
#4/4 Alabama	5-1	16-3
#5/6 Florida	4-2	17-2
#16/16 Ole Miss	4-2	15-4
Missouri	4-2	15-4
#6/7 Tennessee	4-2	17-2
#13/13 Texas A&M	4-2	15-4
#9/9 Kentucky	3-2	14-4
#14/14 Miss. State	3-3	15-4
Vanderbilt	3-3	15-4
Georgia	2-4	14-5
Texas	2-4	13-6
LSU	1-4	12-6
Oklahoma	1-4	14-4
Arkansas	1-5	12-7
South Carolina	**0-6**	**10-9**

SCORES AND SCHEDULE IN THE SEC

Tuesday, January 21
at #4 Alabama 103, Vanderbilt 87
at #6 Tennessee 68, #14 Mississippi State 56
at Texas 61, #22 Missouri 53

Wednesday, January 22
#5 Florida 70, at South Carolina 69
at Arkansas 68, Georgia 65
#13 Texas A&M 63, at #16 Ole Miss 62

Saturday, January 25

#14 Mississippi State at South Carolina	**SECN**	**1:00p**
#13 Texas A&M at Texas	ESPN2	2:30p
#9 Kentucky at Vanderbilt	ESPN	2:30p
Georgia at #5 Florida	SECN	3:30p
#16 Ole Miss at #22 Missouri	SECN	6:00
LSU at #4 Alabama	SECN	8:30p
Oklahoma at Arkansas	ESPN2	8:30p
#7 Tennessee at #1 Auburn	ESPN	8:30p

Tuesday, January 28

South Carolina at Georgia	**SECN**	**7:00p**
Kentucky at Tennessee	ESPN	7:00p
Oklahoma at Texas A&M	SECN	9:00p

Wednesday, January 29

Auburn at LSU	SECN	7:00p
Alabama at Mississippi State	SECN	9:00p
Texas at Ole Miss	ESPN2	9:00p

Saturday, February 1

Florida at Tennessee	ESPN	12:00p
Missouri at Mississippi State	SECN	1:00p
Auburn at Ole Miss	ESPN	2:00p
Vanderbilt at Oklahoma	SECN	3:30p
Georgia at Alabama	ESPN2	4:00p
Texas at LSU	SECN	6:00p
Texas A&M at South Carolina	**SECN**	**8:30p**
Arkansas at Kentucky	ESPN	9:00p

All times listed Eastern Time

ASSOCIATED PRESS POLL

WEEK 12 - Monday, Jan. 20, 2025

RK	TEAM	REC	PTS	TREND
1	Auburn (62)	17-1	1550	-
2	Duke	16-2	1485	↑1
3	Iowa State	15-2	1397	↓1
4	Alabama	15-3	1338	-
5	Florida	16-2	1262	-
6	Tennessee	16-2	1170	-
7	Houston	14-3	1151	↑3
8	Michigan State	16-2	1109	↑4
9	Kentucky	14-4	1057	↓1
10	Marquette	15-3	950	↓3
11	Purdue	15-4	906	↑6
12	Kansas	13-4	902	↓3
13	Texas A&M	14-4	794	↓2
14	Mississippi State	15-3	731	↑1
15	Oregon	15-3	638	↓2
16	Ole Miss	15-3	564	↑5
17	Illinois	13-5	526	↑2
18	Wisconsin	15-3	437	↑6
19	UConn	13-5	365	↓5
20	St. John's	16-3	320	↑6
21	Michigan	14-4	305	↓1
22	Missouri	15-3	275	↑4
23	West Virginia	13-4	240	↑3
24	Memphis	14-4	232	↓6
25	Louisville	14-5	125	↑1

Others receiving votes: Texas Tech 104, Utah State 38, Vanderbilt 35, Gonzaga 34, Clemson 30, Georgia 30, Arizona 21, Saint Mary's 12, Cincinnati 4, Baylor 4, UC Irvine 3, Creighton 2, Wake Forest 2, Maryland 1, Bradley 1

Dropped from rankings: Gonzaga 16, Utah State 22, Georgia 23, Baylor 25

COACHES POLL TOP 25

WEEK 12 - Monday, Jan. 20, 2025

RK	TEAM	REC	PTS	TREND
1	Auburn (30)	17-1	774	-
2	Duke	16-2	739	↑1
3	Alabama	15-3	672	↑2
4	Iowa State (1)	15-2	668	↓2
5	Houston	14-3	623	↑3
6	Florida	16-2	615	↓2
7	Tennessee	16-2	584	↓1
8	Michigan State	16-2	558	↑4
9	Kentucky	14-4	478	-
10	Marquette	15-3	473	↓3
11	Kansas	13-4	467	↓1
12	Purdue	15-4	452	↑3
13	Texas A&M	14-4	383	↓2
14	Mississippi State	15-3	341	↑4
15	Oregon	15-3	309	↓1
16	Ole Miss	15-3	272	↑5
17	Illinois	13-5	266	↑3
18	UConn	13-5	230	↓5
19	Wisconsin	15-3	194	↑7
20	Michigan	14-4	180	↓1
21	St. John's	16-3	167	↑5
22	Memphis	14-4	130	↓5
23	West Virginia	13-4	107	↑2
24	Missouri	15-3	77	↑2
25	Texas Tech	13-4	53	↑1

Others receiving votes: Gonzaga 43, Louisville 43, Georgia 39, Clemson 28, Utah State 26, Saint Mary's 25, Vanderbilt 16, Oklahoma 16, Maryland 8, Creighton 7, Arizona 6, UC Irvine 2, Baylor 2, UCLA 2

Dropped from rankings: Gonzaga 16, Utah State 22, Georgia 23, Baylor 24

SERIES BREAKDOWN

> Last year's overtime win by the Gamecocks in the regular season finale was their first at Humphrey Coliseum since Feb. 11, 2017, Carolina's Final Four season.
> Carolina won that 2017 game 77-73 thanks to 28 points from All-American Sindarius Thornwell.
> Last season, the top-25 Gamecocks were led by 25 points from BJ Mack and 19 points from Collin Murray-Boyles in the win at The Hump. The frontcourt duo went a combined to go 17-of-21 (81.0%) from the floor.
> It was just the second regular season sweep for the Gamecocks over the Bulldogs in nine tries (also swept season series in 2017).

SC ALL-TIME RECORD VS. MISS. STATE

H: 12-10 ; A: 5-17 ; N: 2-3

Previous 10 meetings...

F. 6, 2021	H	59-75		L
F. 24, 2021	A	48-69		L
F. 1, 2022	A	64-78		L
F. 23, 2022	H	66-56	W	
M. 10. 2022	N	51-73		L
J. 31, 2023	H	51-66		L
F. 28, 2023	A	68-74		L
J. 6, 2024	H	68-62	W	
M. 9, 2024	A	93-89	W	
J. 4, 2025	A	85-30		L

Preseason All-SEC selection Collin Murray Boyles, the team's leading scorer and rebounder, went 10-for-10 on FGs in the team's win over ECU (Dec. 7). He became just the third player in program history with 10 or more made FGs and no misses in a game, joining Kenny Holmes (11-for-11 vs. Manhattan on Jan. 15, 1981) and Troy McKoy (11-for-11 at Georgia on March 3, 1993). He is ONE of just NINE players in the country this season to have a game with 10 or more made FGs and no misses. He is just ONE of NINE players in the SEC to accomplish the feat since the 2001-02 season.

NOTABLE NUMBERS

66 & 70

Carolina has held two of the nation's top scoring offenses to season lows in points. The Gamecocks held #2/2 Auburn, who ranks 9th at 85.7 points per game, to 66 points and #5/5 Florida, who ranks 12th at 85.1 points per game, to 70 points.

12 3s

The Gamecocks have hit a season-high 12 3s twice this season in home wins over Mercer (Nov. 21) and ECU (Dec. 7). The team is 4-0 this season when making 10 or more 3s in a game.

8

Counting its two games this week, South Carolina has played EIGHT top-25 teams in its first 20 games of the season, with three opponents (Alabama, Auburn & Florida) being ranked in the top-five nationally.

2nd half and OT), nine rebounds, four assists, two blocks and a steal. The Columbia native played his final 14 minutes and 19 seconds with four fouls before fouling out with 50 seconds to go in OT. Myles Stute finally had his breakout game with 19 points, five rebounds, two assists and a block. He went 5-for-7 from 3. The Gamecocks shot a sizzling 65.5% (19-of-29) in the 2nd half and overtime, including 72.7% (16-of-22) in the 2nd half alone.

BOUNCE BACK AT THE BEACH

> South Carolina bounced back from a tough loss to No. 22/22 Xavier (Nov. 25) in the semifinals of the Ft. Myers Tip-Off with a hard-fought win over ACC foe Virginia Tech in its final game of the holiday MTE on Nov. 27. The Gamecocks led for nearly the entire game as Collin Murray-Boyles had 16 points, eight rebounds, three steals and two blocks. Zachary Davis and Morris Ugusuk each had 12 points off the bench as Carolina got a season-high 32 points from its reserves. The team made 11 3s with six different players making a shot from behind the arc.

GETTING HOT FROM DISTANCE

>The Gamecocks finally struck gold from behind the arc in a 84-72 win over Mercer on Nov. 21. Carolina was hit a season-high 12 3s and was 44.4% (12-of-27) from behind the arc. Jamarii Thomas had 19 points and was 4-of-5 from distance. Zachary Davis hit a pair of 3s as he scored a career-high 18 points off the bench. Collin Murray-Boyles also hit two 3s, his first long balls in 33 games played in Garnet & Black the last two seasons.

FABULOUS FRONTCOURT

> South Carolina held a 38-20 points in the paint edge in an 80-54 rout of Towson on its home floor on Nov. 12. Preseason All-SEC selection Collin Murray-Boyles had 27 points and nine rebounds and Alabama grad transfer Nick Pringle had his first game in double-figures at Carolina with 15 points and nine rebounds. The duo scored 43 points and was a combined 15-of-20 (75.0%) from the floor. The Gamecocks shot 50.0 percent (26-of-52) overall as a team in the gameto improve to 8-0 under head coach Lamont Paris the last two seasons when shooting above 50.0 percent as a team.

MR. WRIGHT SCORES CAREER-HIGH

> Senior guard Jacobi Wright had the best game of his four-year Gamecock tenure, scoring a career-high 20 points in helping the team to a 86-64 win over SC State (Nov. 8). He went 4-of-7 from downtown. Sophomore forward Collin Murray-Boyles had his third career double-double (first of the 2024-25 season) with 19 points and a career-high 16 rebounds. He was 7-of-8 from the floor.

MURRAY-BOYLES PRESEASON ALL-SEC

> Rising sophmore Collin Murray-Boyles was tabbed a Third Team Preseason All-SEC selection by both the media and the league's head coaches. He's the first Gamecock to earn preseason All-SEC recognition since AJ Lawson in 2020-21 when he was selected to the second team. Murray-Boyles is coming off a solid freshman campaign in which he saw action in 28 games, starting the final 19 for the Gamecocks. He averaged 10.4 points, 5.7 rebounds (led team), 1.8 assists, 1.0 blocks and 1.0 steals per game en route to earning SEC All-Freshman honors. He shined down the stretch in league play a season ago, highlighted by a 31-point outing in a double-digit win over Vanderbilt (2/10/24) and a 24-point performance against Arkansas (3/14/24) in the second of round of the SEC Tournament that helped Carolina to its first win in the conference tournament since 2018. He shot 59.7 percent (117-196) from the floor to lead the team and also had a team-high 21 dunks. Murray-Boyles scored in double-figures in 10 of the team's final 13 games last season.

ORDER ON THE COURT

> The Honorable L. Casey Manning enters his 32nd season as an analyst for men's basketball games on the Gamecock Radio Network. He joined the broadcast team for the 1993-94 season and worked alongside legendary South Carolina play-by-play man Bob Fulton. Manning has worked alongside current play-by-play man Derek Scott since 2016-17. The Gamecocks advanced to the school's first ever Final Four their first year working together. Manning, a Dillon, S.C. native, played for the Gamecocks from 1970-73 and made history as the first African-American scholarship player in program history. He graduated from the South Carolina School of Law in 1977 and has served as Circuit Court Judge for the Fifth Judicial Court since 1994. Manning retired on Dec. 31, 2022.
> On Dec. 8, 2022, at a retirement function at the USC Alumni Center, Manning received the Order of the Palmetto from Gov. Henry McMaster, the highest civilian honor granted in the state of South Carolina.
> Two streets were also named after him, one in downtwon Columbia near the courthouse he worked in and the other in his hometown of Dillon, S.C.
> On May 7, 2022, Manning received an honorary doctor of laws degree from the Board of Trustees at commencement. It is the highest degree you can receive from the university.
> He joins Dave Kellum (35th season as Ole Miss pxp) as the only members of the 30-year club on radio broadcast in the SEC.

KEY STAT

Lamont Paris' teams are 43-4 (.915) when scoring 80 or more points dating back to his first season as head coach at Chattanooga (2017-18). He's 11-0 at Carolina (4-0 in 24-25) when his team scores 80 or more.

Graduate forward Nick Pringle put together the best offensive, two-game stretch of his career in wins over USC Upstate (Dec. 14) and #25 Clemson (Dec. 17) with 37 points (18.5 ppg) while going 15-of-18 from the floor (83.3%).

2024 MEAC Player of the Year Jamarii Thomas joins South Carolina for his final season of collegiate eligibility in 2024-25. In his lone season at Norfolk State in 2023-24, averaged 16.9 points, 3.8 rebounds, 3.8 assists and 2.1 steals per game. He had 10 games with 20 or more points for the Spartans.

BY THE NUMBERS

29.6% - The Gamecocks held Towson to **29.6%** (16-of-54) in an 80-54 win on Nov. 12. It was the lowest opponent FG-percentage of the Lamont Paris era at South Carolina. The last time the Gamecocks held a team below 30.0% shooting was Texas A&M on Feb. 8, 2020. The Aggies shot just 27.3% (15-of-55) in the game.

60.1% - Collin-Murray Boyles is first in the SEC (16th nationally) in field goal percentage (min. 5 FGM per game) at **60.1%**. He is the only player in the SEC shooting above 60.0% for the season.

2nd - Murray-Boyles has a team-leading five double-doubles on the season are **second** in the SEC behind only Auburn's Johni Broome.

3 - Murray-Boyles had **3-straight** double-doubles at Boston College, vs. East Carolina and vs. USC Upstate from Dec. 3 to Dec. 14. He's the first player since Keyshawn Bryant in 2019-20 to accomplish the feat. Murray-Boyles, Bryant, Michael Carrera (2x) and Chris Silva (2x) are the only players for Carolina since 2001-02 to have double-double streaks of three or more games.

2nd - Graduate forward Nick Pringle is **2nd** in the nation in free throw rate (93.0%) via KenPom. He has seven more shot attempts (101) than free throw attempts (94) on the season.

5th & 7th - The Gamecocks rank **fifth** in the SEC in free throw attempts (23.5 - 30th nationally) and **seventh** in free throws made (16.1 - 61st nationally) per game.

25-of-27 - Carolina went **25-of-27** (92.6%) at the free throw line in its rout of Radford on Dec. 22. The 25 made free throws were the most in the Paris era at SC, surpassing the previous high of 24 set in the game prior against #25 Clemson. The Gamecocks are one of just 20 teams in the nation (only team in the SEC) to make 25 or more FTs in a game this season while shooting above 90.0% at the foul line.

4-0 - The Gamecocks are **4-0** this season when making 10 or more 3s in a game.

4-0 - The Gamecocks are **4-0** this season when having less turnovers than their opponents. Turnovers have been an issue for Carolina over the last three games.

4-0 - Carolina is also **4-0** this season when the team makes 20 or more FTs.

6-0 - The team is **6-0** all-time under Paris (2-0 this season) when the team shoots 50.0 percent or higher from behind the arc.

7-0 - The Gamecocks are **7-0** under Paris when the team makes 30 or more field goals (2-0 this season).

14-2 - The SEC went **14-2** in the SEC/ACC Challenge on Dec. 3-4. The Gamecocks 22-point win at Boston College was one of 11 double-digit victories by the SEC over the ACC. The team is 2-0 under Lamont Paris in its two challenge games the last two seasons and is a perfect 3-0 this season against ACC foes.

10 - Paris has been a part of **10** NCAA Tournament teams as a Division I assistant/head coach with his first appearance at South Carolina coming last season.

18 - He has been a part of **18**, 20-win seasons as a college head and assistant coach.

.696 - In his 17 seasons as a collegiate assistant coach, teams associated with Paris were 497-217 (**.696**) with five conference titles and 12 NCAA Tournament appearances, reaching two Final Fours.

1998 - The team finished the 2023-24 season ranked No. 25 in the final AP Poll, marking the the first time the Gamecocks have been ranked in the final top-25 poll since being slotted No. 14 in the final AP Poll of **1998**.

59.7% - Collin-Murray Boyles' field-goal percentage of **59.7%** last season as a freshman was the fourth-highest for a single-season in program history and the highest by a freshman in Gamecock history (min. 30 FGs). He was 117-of-196 from the floor in 28 games played.

274 - The Gamecocks made **274** 3s last season, a new single-season program record.

344 - The team had just **344** turnovers last season, the fourth-fewest all-time for a single season at Carolina.

8-3 - The Gamecocks were **8-3** in true road games during the 2023-24 season. The team won seven SEC games on the road, tying the 1996-97 SEC Champion squad for the most in program history since joining the league in 1991-92.

25 - Carolina held **25** opponents to less than 70 points last season, which T-4th nationally and led the SEC.

8-0 - The Gamecocks were **8-0** in 2023-24 when shooting 50.0% or better from the floor (team is 3-0 this season when shooting 50.0% or greater from the floor).

1997 - The Gamecocks picked up the program's first top-five road win since **1997** on Jan. 30, 2024 last season with a 63-59 victory over No. 5/5 Tennessee. The previous top-five road win was a 72-66 win at No. 3 Kentucky on March 2, 1997.

59 - The **59** points scored by Tennessee in Carolina's top-five upset road win last season was a season-low for the Vols. It was also the first home loss of the season for UT, snapping a 13-game home winning streak by the Vols at Thompson-Boling Arena.

2024-25 SOUTH CAROLINA MEN'S BASKETBALL ROSTER

ROSTER BREAKDOWN

Returning Letterwinners (6)

#1 Jacobi Wright
#2 Zachary Davis
#10 Myles Stute
#15 Morris Ugusuk
#30 Collin Murray-Boyles
#31 Benjamin Bosmans-Verdonk

Guards (11)

#1 Jacobi Wright
#2 Zachary Davis
#4 Weston Coggeshall
#6 Jamarii Thomas
#10 Myles Stute
#13 Austin Herro
#14 Lance Piper
#15 Morris Ugusuk
#21 Arden Conyers
#23 Cam Scott

Forwards (5)

#0 Jordan Butler
#5 Nick Pringle
#30 Collin Murray-Boyles
#31 Benjamin Bosmans-Verdonk

By Height

#6 Jamarii Thomas (5-11)
#4 Weston Coggeshall (6-2)
#1 Jacobi Wright (6-2)
#13 Austin Herro (6-3)
#15 Morris Ugusuk (6-4)
#4 Lance Piper (6-5)
#23 Cam Scott (6-6)
#10 Myles Stute (6-6)
#12 Zachary Davis (6-7)
#21 Arden Conyers (6-7)
#30 Collin-Murray Boyles (6-8)
#31 Benjamin Bosmans-Verdonk (6-9)
#5 Nick Pringle (6-10)
#0 Jordan Butler (7-0)

Alphabetical Roster

No.	Name	Pos.	Ht.	Wt.	Cl.	Exp.	Hometown // Last School
31	Benjamin Bosmans-Verdonk	F	6-9	260	GR	2L	Lommel, Belgium // Illinois
0	Jordan Butler	F	7-0	240	SO	TR	Greenville, S.C. // Missouri
4	Weston Coggeshall	G	6-2	180	FR	HS	Charleston, S.C. // Philip Simmons
21	Arden Conyers	G	6-7	204	FR	HS	Columbia, S.C. // Westwood (Blythewood, S.C.)
12	Zachary Davis	G	6-7	194	SO	1L	Orangeburg, S.C. // Denmark-Olar
13	Austin Herro	G	6-3	180	FR	RS	Milwaukee, Wisc. // Whitnall (Greenfield, Wisc.)
30	Collin Murray-Boyles	F	6-8	245	SO	1L	Columbia, S.C. // Wasatch Academy (Mt Pleasant, Utah)
14	Lance Piper	G	6-5	180	FR	HS	Holtsville, N.Y. // Phelps School (Malvern, Pa.)
5	Nick Pringle	F	6-10	225	GR	TR	Seabrook, S.C. // Alabama
23	Cam Scott	G	6-6	171	FR	HS	Lexington, S.C. // Lexington
10	Myles Stute	G	6-6	210	SR	1L	Washington, D.C. // Vanderbilt
6	Jamarii Thomas	G	5-11	190	SR	TR	Greensboro, N.C. // Norfolk State
15	Morris Ugusuk	G	6-4	170	SO	1L	Helsinki, Finalnd // DRIVE Basketball Academy (Finland)
1	Jacobi Wright	G	6-2	190	SR	3L	Fort Mill, S.C. // Legacy Early College (Greenville, S.C.)

Numerical Roster

No.	Name	Pos.	Ht.	Wt.	Cl.	Exp.	Hometown // Last School
0	Jordan Butler	F	7-0	240	SO	TR	Greenville, S.C. // Missouri
1	Jacobi Wright	G	6-2	190	SR	3L	Fort Mill, S.C. // Legacy Early College (Greenville, S.C.)
2	Zachary Davis	G	6-7	200	JR	2L	Orangeburg, S.C. // Denmark-Olar
4	Weston Coggeshall	G	6-2	180	FR	HS	Charleston, S.C. // Philip Simmons
5	Nick Pringle	F	6-10	225	GR	TR	Seabrook, S.C. // Alabama
6	Jamarii Thomas	G	5-11	190	SR	TR	Greensboro, N.C. // Norfolk State
10	Myles Stute	G	6-6	210	SR	1L	Washington, D.C. // Vanderbilt
13	Austin Herro	G	6-3	180	FR	RS	Milwaukee, Wisc. // Whitnall (Greenfield, Wisc.)
14	Lance Piper	G	6-5	180	FR	HS	Holtsville, N.Y. // Phelps School (Malvern, Pa.)
15	Morris Ugusuk	G	6-4	170	SO	1L	Helsinki, Finalnd // DRIVE Basketball Academy (Finland)
21	Arden Conyers	G	6-7	212	FR	RS	Columbia, S.C. // Westwood (Blythewood, S.C.)
23	Cam Scott	G	6-6	171	FR	HS	Lexington, S.C. // Lexington
30	Collin Murray-Boyles	F	6-8	245	SO	1L	Columbia, S.C. // Wasatch Academy (Mt Pleasant, Utah)
31	Benjamin Bosmans-Verdonk	F	6-9	260	GR	2L	Lommel, Belgium // Illinois

Head Coach: Lamont Paris (Wooster, '96 ; Indiana State '00)
Assistant Coach: Tanner Bronson (Wisconsin, '08)
Assistant Coach: Eddie Shannon (Florida, '99)
Assistant Coach: Will Bailey (UAB, '97)
Assistant Coach: David McKinley (Ohio, '13)
Special Assistant to the Head Coach: Carey Rich (South Carolina, '95)
Director of Basketball Operations: Colby Arendale (Chattanooga, '18)
Director of Video Services: Roman DiPasquale (Wisconsin, '11)
Strength & Conditioning Coach: Scott Greenawalt (Muskingum College, '98)
Athletic Trainer: Mark Rodger (Buffalo, '01)
Assistant AD/Athletics Communications and Public Relations: Michael DeBates (Iowa State, '14)
Director of Academics: Kaitlyn McCanna-Doty (Texas Lutheran, '11)
Creative Media Producer: Sam Straker (Ohio Northern, '22)
Chief Development Officer/Sport Admin: Tyson Lusk (North Carolina, '09 ; Georgetown, '17)
Special Assistant to the Athletics Director/Sport Admin: Charles Waddell (North Carolina, '75)

TOP RETURNING

Scorer.....Murray-Boyles, 10.4 ppg
Rebounder.....Murray-Boyles, 5.7 rpg
Assist Maker.....Wright, 1.9 apg
FG Shooter * ..... Murray-Boyles, 59.7%
3-Point FG Shooter $.....Stute, 38.5%
FT Shooter $ .....Wright, 71.4%
Shot Blocker..... Murray-Boyles, 1.0 bpg
Steal Maker..... Murray-Boyles, 1.0 spg

* at least 75 attempts
$ at least 20 attempts

PRONUNCIATION GUIDE

#4 Weston Cogg-**eh-SHALL**
#10 Myles **STEW**-tee
#15 Morris **OO-GUH**-sook
#30 Collin murray-**BOY-ulz**
#31 Benjamin **BOSE**-mans-ver-**DONK**

HEAD COACH LAMONT PARIS

HEAD COACH | EIGHTH SEASON OVERALL | 134-110 (.549) | THIRD SEASON AT SOUTH CAROLINA | 47-38 (.553)

THE PARIS FILE

COACHING

Experience
28th year

College Head Coach Experience
8th season

Hire Date At Carolina
Thursday, March 24, 2022

PERSONAL

Hometown
Findlay, Ohio

Alma Mater
Wooster, 1996 (Bachelors - Economics)
Indiana State, 2000 (Masters - Rec. & Sport Mgmt.)

COACHING RESUME

College Assistant Coach

Wooster, 1997-98

DePauw, 1998-99

IUP, 2000-04

Akron, 2004-10

Wisconsin, 2010-17

College Head Coach

Chattanooga, 2017-22

South Carolina, 2022-present

Lamont Paris, who has been a part of nine NCAA Division I Tournaments and 18 twenty-win seasons as a college head and assistant coach, was named the University of South Carolina's 33rd head coach by Director of Athletics Ray Tanner on Thursday, March 24, 2022.

Paris, 49, is the first African-American head coach in the history of the Gamecock men's basketball program. The 2024 SEC Coach of the Year enters his third season leading the program in 2024-25.

In year two (2023-24), Paris and his staff helped orchestrate the greatest single-season turnaround in program history as South Carolina went 26-8 and returned to the NCAA Tournament for the first time since 2017. The 26 victories tied the 2016-17 Final Four team for the most single-season wins in program history. Carolina's 15-win improvement was tied for the second-best mark in the nation. The team's 25 regular season wins were a new program record. The Gamecocks went 13-5 in SEC play, good for a T-2nd finish in the league. The 13 SEC wins tied the 1997 SEC title team for the most SEC wins in program history (Carolina joined the league in 1991-92). Paris was named SEC Coach of the Year by the league's coaches and the AP (first coach in program history to be named SEC Coach of the Year by the media). He was one of four finalists for the 2024 Naismith National Coach of the Year. Paris was also a finalist for Jim Phelan National Coach of the Year and the Ben Jobe Award.

The Gamecocks won seven SEC games on the road in 2023-24, tying the 1996-97 team for the most SEC victories away from home in a single season. Carolina finished the year with a 12-5 record in true road and neutral site games. The Gamecocks were one of just 18 teams in the country with multiple top-10 wins and one of five teams in the nation with a top-five true road win. Carolina had a seven-game SEC win streak, which included beating No. 6/6 Kentucky 79-62 at home on Jan. 23 and No. 5/5 Tennessee, 63-59, in Knoxville on Jan. 30. Per Elias Sports Bureau, it was the first time the Gamecocks had defeated a pair of top-10 teams in a three-game stretch since 1968. Carolina's win over the Vols was the team's first AP Top-Five road victory since defeating No. 3 Kentucky, 72-66, on March 2, 1997. The Gamecocks returned to the top-25 for the first time since 2017 back in Week 14 on Feb. 5 and remained there the last seven weeks of the season. The team finished the year ranked No. 23 in the final USA Today Coaches Poll and No. 25 in the final AP Top-25, marking the first time Carolina was ranked in the final AP poll since 1998. The Gamecocks were ranked as high as No. 11 in both major polls.

Carolina allowed just 66.4 points per game during the regular season in 2023-24, which led the SEC. The Gamecocks held 25 opponents below 70 points, which T-7th best mark in the nation. Carolina was one of just four teams in the SEC to rank in the top-50 of adjusted efficiency on offense and defense via KenPom.

In his first season (2022-23), South Carolina had an overhauled roster with eight new players, including just 14.9 percent of the team's scoring and 18.4 percent of the minutes played returning from the season prior. The Gamecocks defeated Clemson at home, 60-58, for the first time since Dec. 19, 2014. Chico Carter Jr. hit the game-winning bucket with 0.9 seconds remaining. Paris became the first Gamecock head coach since Dave Odom in 2001 to defeat the in-state Tigers in his first season. The conference slate was highlighted by road wins at Kentucky, at Ole Miss and at LSU. The Gamecocks wire-to-wire victory at Rupp Arena on Jan. 10 was the team's first there since 2009 and just the program's third all-time win in Lexington since joining the SEC (1992). Ohio State transfer Meechie Johnson made six 3s and scored a career-high 26 points to lead the Gamecocks. Paris joined Eddie Fogler (1997) and Darrin Horn (2009) as the only Gamecock head coaches all-time to win in the historic building.

Paris came to Carolina after five seasons as the head coach at University of Tennessee at Chattanooga, coaching the Mocs to an 87-72 overall record (.547), including a 65-29 mark his last three seasons.

In his 17 seasons as a collegiate assistant coach prior to becomming head coach at Chattanooga, teams associated with Paris were 497-217 (.696) with five conference titles and 12 NCAA Tournament appearances (Division I and II), reaching two Final Fours.

Paris spent seven seasons as an assistant at Wisconsin from 2010-17 working for Bo Ryan and Greg Gard. The Badgers went to the NCAA Tournament every year with four Sweet 16 appearances and back-to-back trips to the Final Four in 2014 and 2015. Wisconsin played for the National Championship in 2015 after going 36-4 and winning both the Big Ten regular season and tournament titles. The Badgers took down No. 1 overall seed Kentucky in the National Semifinal, ending the Wildcats' previously undefeated season.

PARIS' CAREER RECORD, YEAR-BY-YEAR

SEASON	RECORD	CONFERENCE (FINISH)	POSTSEASON
2017-18 (CHATT)	10-23	3-15 (10th)	-
2018-19 (CHATT)	12-20	7-11 (5th)	-
2019-20 (CHATT)	20-13	10-8 (T-5th)	-
2020-21 (CHATT)	18-7	9-7 (4th)	-
2021-22 (CHATT)	27-8	14-4 (1st)	0-1 ; NCAA First Round
2022-23 (SC)	11-21	4-14 (12th)	-
2023-24 (SC)	26-8	13-5 (T-2nd)	0-1 ; NCAA First Round
2024-25 (SC)	10-9	0-6	-
Totals	***134-110 (.549)***	***60-70 (.462)***	***0-2 (.000) • 2 NCAAs***

QZ Records in 2024-25 SZN

The quarter-zip has been a featured staple of head coach Lamont Paris' wardrobe since he arrived on campus in late March of 2022. Gamecock fans across the country began to quickly realize through various posts on social media and appearances made by Paris throughout the community how important this article of clothing was to him. His commitment to wearing the 1/4 zip in any and all situations with weather playing zero factor also became very apparent. If it's 95 degrees with 100 percent humidity in the heart of July in famously hot Columbia, the chances of seeing Paris in a 1/4 zip are in the 99th percentile.

The Q-zip, as its affectionally become known by South Carolina fans far and wide, is a popular choice for fall and winter weather. It's versatile and dynamic. It's light and comfortable enough to be worn indoors, but it also is thick and durable enough to layer up when a jacket is too heavy for full comfort. Every quarter-zip is different with different features like zippered pockets for added storage. You have a number of different options to style it by simply just adjusting the zipper height.

A 1/4 zip camera has been added to all home games at CLA in honor of Paris' fashion icon status amongst the Gamecock faithful.

To the right is a breakdown of his record this season in each 1/4 zip he has worn on the sidelines. Zip through it quickly and enjoy.

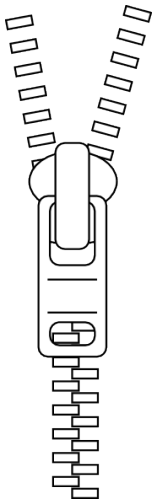

BLACK WITH GAMECOCK MBB WORDMARK: 2-3

WHITE WITH GRAY RIBBED SLEEVES: 0-1

GRAY ON GRAY GC MBB WORDMARK: 1-0

BLACK WITH WHITE OUT-LINE BLOCK C: 0-2

BLACK HB WITH WHITE CIRCLE & BLOCK C: 0-2


WHITE WITH STACKED BLOCK C: 7-1

GAMECOCK SUPERLATIVES UNDER PARIS (FIRST SEASON WAS 2022-23)

Most Field Goals Made
1. 33, George Washington, Dec. 1, 2023
T2. 32, Arkansas, Mar. 14, 2024
T2. 32, Mississippi State, Mar. 9, 2024 (OT game)
4. 31, vs. Virginia Tech, Nov. 10, 2023
T5. 30, #25 Clemson, Dec. 17, 2024
T5. 30, SC State, Nov. 8, 2024
T5. 30, vs. Vanderbilt, Feb. 10, 2024

Most Field Goals Attempted
1. 72, at Vanderbilt, Jan. 5, 2023
2. 71, VMI, Nov. 13, 2023
T3. 68, Winthrop, Dec. 19, 2023
T3. 68, at Georgia, Jan. 28, 2023
5. 67, SC State, Nov. 8, 2024

Highest Field Goal Percent
1. 56.4 percent (31-55), vs. Virginia Tech, Nov. 10, 2023
T2. 54.0 percent (27-50), East Carolina, Dec. 7, 2024
T2. 54.0 percent (27-50), vs. Grand Canyon, Nov. 19, 2023
4. 52.7 percent (29-55), USC Upstate, Nov. 6, 2023
5. 52.5 percent (32-61), Arkansas, March 14, 2024

Lowest Field Goal Percent
1. 25.0 percent (12-48), #8/9 Tennessee, Jan. 7, 2023
2. 28.1 percent (16-57), #12/12 Auburn, Mar. 15, 2024
3. 30.9 percent (17-55), at Alabama, Jan. 9, 2024
4. 31.1 perecent (19-61), vs. Colorado State, Nov. 17, 2022
5. 32.3 percent (21-65), at George Washington, Nov. 30, 2022

Most 3-Point Field Goals Made
1. 18, George Washington, Dec. 1, 2023
2. 15, at LSU, Feb. 18, 2023
3. 13, at Georgia, Jan. 28, 2023
T4. 12, East Carolina, Dec. 7, 2024
T4. 12, Mercer, Nov. 21, 2024
T4. 12, USC Upstate, Nov. 6, 2023

Most 3-Point Field Goals Attempted
1. 35, George Washington, Dec. 1, 2023
T2. 32, vs. Virginia Tech, Nov. 27, 2024
T2. 32, at LSU, Feb. 18, 2023
T4. 31, at Georgia, Jan. 28, 2023
T4. 31, at Georgetown, Dec. 3, 2022

Highest 3-Point Field Goal Percentage (min. 10 attempts)
1. 55.0 (11-20), at Kentucky, Jan. 10, 2023
2. 54.5 (12-22), USC Upstate, Nov. 6, 2023
3. 52.6 (10-19), at Boston College, Dec. 3, 2024
4. 52.2 (12-23), East Carolina, Dec. 7, 2024
5. 51.4 (18-35), George Washington, Dec. 1, 2023

Most Free Throws Made
1. 25, Radford, Dec. 22, 2024
2. 24, #25 Clemson, Dec. 17, 2024
3. 23, #24/24 Florida, Mar. 2, 2024
T4. 22, Towson, Nov. 12, 2024
T4. 22, #13/12 Auburn, Feb. 14, 2024
T4. 22, Florida A&M, Dec. 30, 2023

Most Free Throws Attempted
T1. 34, #25 Clemson, Dec. 17, 2024
T1. 34, vs. DePaul, Nov. 17, 2023
3. 32, Georgia, Jan. 16, 2024
T4. 31, #24/24 Florida, Mar. 2, 2024
T4. 31, Georgia, March 4, 2023

Highest Free Throw Percentage (min. 10 attempts)
1. 100 percent (12-12), Winthrop, Dec. 19, 2023
2. 94.4 percent (17-18), at LSU, Feb. 18, 2023
3. 93.3 percent (14-15), #8/9 Tennessee, Jan. 7, 2023
4. 92.6 percent (25-27), Radford, Dec. 22, 2024
5. 88.9 percent (16-18), at Missouri, Jan. 13, 2024

Most Offensive Rebounds
1. 21, VMI, Nov. 13, 2023
2. 19, Clemson, Nov. 11, 2022
T3. 18, SC State, Nov. 8, 2024
T3. 18, Winthrop, Dec. 19, 2023
T3. 18, Eastern Michigan, Dec. 30, 2022

Most Defensive Rebounds
1. 38, at Vanderbilt, Jan. 5, 2022
2. 35, USC Upstate, Nov. 6, 2023
3. 34, WKU, Dec. 22, 2022
T4. 33, SC State, Nov. 8, 2024
T4. 33, at Florida, Jan. 25, 2023

Most Total Rebounds
T1. 51, SC State, Nov. 8, 2024
T1. 51, WKU, Dec. 22, 2022
3. 50, Clemson, Nov. 11, 2022
4. 46, Eastern Michigan, Dec. 30, 2022
T5. 45, USC Upstate, Nov. 6, 2023
T5. 45, at Florida, Jan. 25, 2023

Most Personal Fouls
1. 25, at Vanderbilt, Jan. 5, 2022
T2. 24, Georgia, Jan. 16, 2024
T2. 24, vs. Grand Canyon, Nov. 19, 2023
T2. 24, vs. DePaul, Nov. 17, 2023
T5. 23, at #16/16 Indiana, Nov. 16, 2024
T5. 23, #16/17 Auburn, Jan. 21, 2023

Most Points
1. 94, Florida A&M, Dec. 30, 2023
2. 93, Mississippi State, Mar. 9, 2024 (OT game)
3. 91, #25 Clemson, Dec. 17, 2024 (OT game)
4. 89, George Washington, Dec. 1, 2023
5. 86, SC State, Nov. 8, 2024

Fewest Points
1. 42, #8/9 Tennessee, Jan. 7, 2023
2. 45, at #11/13 Tennessee, Feb. 25, 2023
3. 47, at Alabama, Jan. 9, 2024
4. 51, Miss. State, Jan. 31, 2023
T5. 53, Texas A&M, Jan. 14, 2023
T5. 53, vs. Colorado State, Nov. 17, 2022

Most Assists
1. 25, at Georgia, Feb. 3, 2024
2. 22, at Texas A&M, Feb. 28, 2024
T3. 21, Vanderbilt, Feb. 10, 2024
T3. 21, Florida A&M, Dec. 30, 2023
5. 20, at Mississippi State, Mar. 9, 2024

Fewest Turnovers
1. 3, George Washington, Dec. 1, 2023
T2. 6, Charleston Southern, Dec. 16, 2023
T2. 6, Presbyterian, Dec. 11, 2022
4. 7, Vanderbilt, Feb. 10, 2024
T5. 8, USC Upstate, Dec. 14, 2024
T5. 8, Arkansas, Mar. 14, 2024
T5. 8, at Mississippi State, Mar. 9, 2024
T5. 8, vs. #24/24 Florida, Mar. 2, 2024

Most Turnovers
1. 25, at Vanderbilt, Jan. 15, 2025
2. 19, Clemson, Nov. 11, 2022
T3. 18, Miss. State, Jan. 31, 2023
T3. 18, at Georgia, Jan. 28, 2023
T3. 18, #8/9 Tennessee, Jan. 7, 2023

Most Blocks
T1. 8, UNF, Nov. 4, 2024
T1. 8, Georgia, Jan. 16, 2024
3. 7, vs. Davidson, Nov. 18, 2022
T4. 6, Radford, Dec. 22, 2024
T4. 6, SC State, Nov. 8, 2024
T4. 6, #24/24 Florida, Mar. 2, 2024
T4. 6, Kentucky, Jan. 23, 2024
T4. 6, George Washington, Dec. 1, 2023
T4. 6, Georgia, March 4, 2023

Most Steals
1. 10, #8/9 Tennessee, Jan. 7, 2023
2. 9, vs. ECU, Dec. 17, 2022
T3. 8, at Oklahoma, Jan. 18, 2025
T3. 8, USC Upstate, Dec. 14, 2024
T3. 8, Mercer, Nov. 21, 2024
T3. 8, Towson, Nov. 12, 2024
T3. 8, #24/24 Florida, Mar. 2, 2024
T3. 8, Missouri, Jan. 27, 2024
T3. 8, at Alabama, Jan. 9, 2024
T3. 8, vs. Virginia Tech, Nov. 10, 2023
T3. 8, Miss. State, Jan. 31, 2023

Most Points By Opponent
1. 101, #13/12 Auburn, Feb. 14, 2024
2. 94, Texas A&M, Jan. 14, 2023
3. 89, Mississippi State, Mar. 9, 2024 (OT game)
T4. 88, #5/5 Alabama, Jan. 8, 2025
T4. 88, #25 Clemson, Dec. 17, 2024 (OT game)

Fewest Points By Opponent
1. 43, Elon, Dec. 22, 2023
2. 48, Radford, Dec. 22, 2024
3. 51, at Boston College, Dec. 3, 2024
T4. 53, USC Upstate, Dec. 14, 2024
T4. 53, Notre Dame, Nov. 28, 2023
T4. 53, USC Upstate, Nov. 25, 2022

Most Field Goals Made By Opponent
T1. 36, at #13/12 Auburn, Feb. 14, 2024
T1. 36, at #11/13 Tennessee, Feb. 25, 2023
T3. 35, #5/5 Alabama, Jan. 8, 2025
T3. 35, #8/9 Tennessee, Jan. 7, 2023
T3. 35, Colorado State, Nov. 17, 2022

Fewest Field Goals Made By Opponent
T1. 16, Towson, Nov. 12, 2024
T1. 16, Elon, Dec. 22, 2023
T1. 16, Winthrop, Dec. 19, 2023
4. 17, Notre Dame, Nov. 28, 2023
5. 18, Ole Miss, Feb. 24, 2024

Highest Opponent Field Goal Percent
1. 61.0 (36-59), at #13/12 Auburn, Feb. 14, 2024
2. 59.6 (28-47), vs. Oregon, Mar. 21, 2024
3. 58.3 (35-60), Colorado State, Nov. 17, 2022
4. 58.1 (36-62), at #11/13 Tennessee, Feb. 25, 2023
5. 56.0 (28-50), at Oklahoma, Jan. 18, 2025

Lowest Opponent Field Goal Percent
1. 29.6% (16-54), Towson, Nov. 12, 2024
2. 32.0% (16-50), Elon, Dec. 22, 2023
3. 32.7% (17-52), Notre Dame, Nov. 28, 2023
T4. 33.3% (19-57), at Boston College, Dec. 3, 2024
T4. 33.3% (18-54), Ole Miss, Feb. 24, 2024

Most Rebounds By Opponent
T1. 48, Vanderbilt, Feb. 14, 2023
T1. 48, Texas A&M, Jan. 14, 2023
T1. 48, #8/9 Tennessee, Jan. 7, 2023
4. 45, vs. Georgia, Jan. 16, 2024
5. 44, at Vanderbilt, Jan. 5, 2023

Fewest Rebounds By Opponent
T1. 23, Presbyterian, Dec. 30, 2024
T1. 23, vs. Virginia Tech, Nov. 10, 2023
3. 24, Radford, Dec. 22, 2024
T4. 25, at Vanderbilt, Jan. 15, 2025
T4. 25, Georgia, March 4, 2023
T4. 25, Presbyterian, Dec. 11, 2022

Most Turnovers By Opponent
T1. 16, VMI, Nov. 13, 2023
T1. 16, Miss. State, Jan. 31, 2023
T3. 15, USC Upstate, Dec. 14, 2024
T3. 15, at Alabama, Jan. 9, 2024
T3. 15, Elon, Dec. 22, 2023

GAMECOCK BASKETBALL ASSISTANT COACHES & SUPPORT STAFF



> Tanner Bronson, Assistant Coach (Wisconsin, '08)
- Served in same capacity at Chattanooga for five seasons (2017-22) under Paris ; third season at South Carolina
- Was assistant at St. Louis (2012-16) prior to joining the Mocs ; team won 103 games in his five seasons there and made three NCAA appearances, winning a game each time
- Went from manager, to walk-on to scholarship player at Wisconsin under Bo Ryan ; was on four NCAA teams (Elite Eight in 05' and Sweet Sixteen in 08')

> Will Bailey, Assistant Coach (UAB, '97)
- Third season with the Gamecocks and first under Paris ; was an assistant under Frank Martin from 2020-22 at South Carolina
- Chicago native who most recently worked as assistant at Loyola University Chicago in 2023-24
- Had two different stints under Travis Ford at St. Louis as an assistant coach, first for four seasons from 2016-19 and then for one season in 2022-23 ; was an assistant at La Salle for six seasons and was on staff for the Explorers' 2013 Sweet 16 squad

> Eddie Shannon, Assistant Coach (Florida, '99)
- Third season at Carolina ; spent three seasons at Chattanooga (2019-22) under Paris ; also was assistant at Canisius (2017-19)
- Played professionally overseas for 10 seasons with stops in Italy, France, Russia, Sweden, Croatia, Latvia, Greece, Australia, and Cyprus
- Four-year starter at Florida (1995-99), helping usher in the Billy Donovan era in Gainesville ; scored 1,168 career points and left as the career leader in steals (204) ; only player in school history with 200+ steals and he was also second in assists (493)

> David McKinley, Assistant Coach (Ohio, '13)
- Third season at Carolina ; was on Paris' staff at Chattanooga for five seasons (2017-22) in variety of roles
- Served as Director of Player Development in first season at Carolina (2022-23) ; was assistant coach for the Mocs for three seasons (2019-22)
- Played collegiately at Ohio University where he was a four-year letterwinner from 2010-13 ; team captain his last two years and member of Bobcat team that won school record 29 games and advanced to the Sweet Sixteen

> Colby Arendale, Director of Operations (Chattanooga, '18)
- Third season at Carolina ; served in the same capacity at Chattanooga under Paris for the three seasons (2019-22)
- Was a student manager in 2017-18 and then a graduate manager for the Mocs from 2018-19
- Recently completed his MBA

> Carey Rich, Special Assistant to the Head Coach (South Carolina, '95)
- First official hire of the Paris era at South Carolina ; enters his third season with the team
- Served seven years as superintendent with the City of Columbia's Parks and Recreation Department
- Played one season at Western Carolina before returning home to finish his career with the Gamecocks (1993-95) ; scored 784 career points in Garnet & Black and dished out 340 assists in 79 games ; his 4.30 assists per game average is sixth all-time at Carolina

> Roman DiPasquale, Director of Video Services (Wisconsin, '11)
- Third season at South Carolina ; was on the Chattanooga staff all five seasons (2017-22) under Paris serving in a variety of roles
- Worked as the video coordinator at Stanford (2014-16)
- Also has stints in the NBA with Portland (2013-14) and Philadelphia (2011-12) ; was a student manager at Wisconsin

> Scott Greenawalt, Strength & Conditioning Coach (Muskingum College, '98)
- Enters his 13th season with men's basketball program in 2024-25 ; worked with men's and women's basketball at Kansas State from 2006-12 before coming to South Carolina with head coach Frank Martin
- Was a part of the staff for the best season in school history which culminated with a trip to the 2017 Final Four
- Worked at Cincinnati for eight years prior to his time in Manhattan ; was an all-conference linebacker in in for Muskingum College

Mark Rodger
Athletic Trainer

Dom Campo
Graduate Assistant

Tada Stricklen
Graduate Assistant

Michael DeBates
Assistant AD Communications & PR

Sam Straker
Creative Media Producer

Jeremy Ford
Sports Dietician

Tyson Lusk
Sport Admin

Charles Waddell
Secondary Sport Admin

COLONIAL LIFE ARENA *(TEAM'S THREE SELLOUTS LAST SEASON TIED 15-16 FOR MOST IN CLA HISTORY)*

HOME OF GAMECOCK BASKETBALL SINCE 2002 • COLONIAL LIFE ARENA RECORD: 252-121 (.676)

FUN FACTS ABOUT COLONIAL LIFE ARENA

> **16,880** cubic yards of earth moved, which is enough to fill 222 swimming pools

> **3,848** tons of steel, which would weigh equal to 96,200 quarters, which would equal $24,050

> **125** miles of cable, which would stretch between Columbia and Folly Beach

> **1,872** tons of cooling, which would cool an average of 12 grocery stores

> **205,384** bricks and **60,137** concrete blocks, which would stretch the entire length of Lake Murray (41 miles)

> **8,750** gallons of paint, which would paint approximately 115 average Columbia 2-story houses

> **4,781** square yards of carpet, which would carpet approximately the field at Williams-Brice Stadium

> **443** people working on building the arena at a given time, which would staff 44 fast food restaurants

> **1,158,000** man-hours to complete Colonial Life Arena, which would equal two working hours from each person living in the Columbia Metro area

CHRIS SILVA THROWS IN A SILVA SLAM FOR TWO OF HIS 27 POINTS THAT LED THE GAMECOCKS TO VICTORY VS. NO. 18 KENTUCKY, 76-68, ON JAN. 16, 2018. CAROLINA TRAILED BY AS MANY AS 14 POINTS IN THE SECOND HALF.

KEY ARENA DATES/ MEMORABLE MOMENTS

> **April 2001 -** Construction begins

> **Nov. 24, 2002 -** Carolina defeates ETSU, 71-66, in its first contest in the building

> **Jan. 8, 2003 -** The Gamecocks post a 55-49 win in the first SEC contest at the building over Ole Miss.

> **March 15, 2006 -** Carolina defeats Western Kentucky, 74-55, in the first round of the Postseason NIT. The Gamecocks would go on to win their second straight NIT Championship later that month.

> **Jan. 21, 2009 -** Zam Fredrick scores on a last second lay-in to propel the Gamecocks past Florida, 70-69, at the buzzer. Carolina would go on to capture the 2009 SEC Eastern Division Co-Championship.

> **Jan. 26, 2010 -** Led by heralded senior Devan Downey, Carolina posted its first win over a No. 1 ranked opponent (AP poll) in school history when it defeated top-ranked Kentucky, 68-62.

> **Feb. 7, 2017 -** The Gamecocks would battle Alabama into a four-overtime contest, with the Crimson Tide eventually closing the 90-86 win. Senior guard Sindarius Thornwell scored 44 points and pulled down 21 rebounds in the game. Carolina would go on to its first Final Four in program history later that season.

> **Nov. 15, 2019 -** Carolina captures its 200th victory at Colonial Life Arena with a 90-63 win over Cleveland State.

> **Jan. 23, 2024 -** The Gamecocks dominated No. 6/6 Kentucky, 79-62. It was the program's highest margin of victory ever over a top-10 team ever.

DEVAN DOWNEY VS. KENTUCKY, JAN. 26, 2010 - HE SCORED 30 POINTS AS CAROLINA BEAT THE TOP-RANKED WILDCATS, 68-62.

TA'LON COOPER TIED A CAREER-HIGH WITH 20 POINTS IN A 79-62 ROUT OVER NO. 6/6 KENTUCKY ON JAN. 23, 2010. CAROLINA HELD THE NATION'S BEST SCORING OFFENSE TO A SEASON-LOW IN POINTS.

2024-25 GAMECOCK SUPERLATIVES

GAMECOCKS' 24-25 RECORD WHEN ...

At home	8-4
On the road	1-4
At neutral sites	1-1
In overtime	1-0
vs. Top 25 team	1-6
vs. Top 10 team	-
vs. Top 5 team	0-3
Leading at half	7-4
Trailing at half	3-5
Tied at half	-
Shooting 50% or better	3-0
Shooting between 39-49.9%	7-7
Shooting less than 39%	0-2
Opp. shooting 50% or better	0-4
Opp. shooting between 40-49.9%	4-5
Opp. shooting less than 40%	6-0
Shooting better than opp.	9-3
Shooting worse then/equal to opp.	1-6
Starters out-score opp. starter	8-3
Opp. starters score/equal more	2-6
Bench out-scores opp. bench	6-2
Opp. bench scores/equals more	4-7
Having more FTs than opp.	9-6
Having equal/less FTs than opp.	1-3
Have more TOs than opp.	7-8
Having equal/less TOs than opp.	4-0
Having more rebounds than opp.	10-3
Having equal/less rebounds than opp.	0-6
Making 6 or more 3FGs	8-4
Having 15 or more assists	6-2
Score more points in paint than opp.	5-2
Scoring equal/less points in paint than opp.	5-7
Scoring more points off TOs than opp.	6-1
Scoring equal/less points off TOs than opp.	4-8
Scoring more 2nd-chance points than opp.	8-3
Scoring equal/less 2nd-chance points than opp.	2-6
Scoring more fast break points than opp.	3-1
Scoring equal/less fast break points than opp.	7-8
Wearing White uniforms	7-4
Wearing Garnet uniforms	0-1
Wearing Black uniforms	2-4
Wearing Throwback White uniforms	2-1
Playing on live TV/live broadcast	10-9
Playing in November	4-3
Playing in December	6-0
Playing in January	0-6
Playing in February	-
Playing in March	-
Playing a day-game	4-4
Playing a night-game	6-5
Playing on a Monday	1-2
Playing on a Tuesday	3-0
Playing on a Wednesday	1-3
Playing on a Thursday	1-0
Playing on a Friday	1-0
Playing on a Saturday	2-5
Playing on a Sunday	1-0
Scoring margin is 5 points or less	1-4
Margin is between 6-10	3-1
Margin is between 11-20	2-3
Margin is more than 20	4-1
Scoring 59 points or less	0-1
Scoring 60-69 points	1-6
Scoring 70-79 points	5-2
Scoring 80-89 points	3-0
Scoring 90-99 points	1-0
Scoring 100+ points	-

MISCELLANEOUS

Current streak	L6
Home court streak	L3
Away streak	L3
Neutral court streak	W1

Scoring Leaders	'24-25	Career
Collin Murray-Boyles	8	13
Myles Stute		2*
Jamarii Thomas	3	3*
Morris Ugusuk	3	3
Zachary Davis	2	3
Jacobi Wright	2	2
Nick Pringle	1	1*

Rebounding Leaders	'24-25	Career
Collin Murray-Boyles	13	24
Nick Pringle	7	7*
Zachary Davis		3
Myles Stute		3*
Benjamin Bosmans-Verdonk		2*
Jamarii Thomas	1	1*
Jacobi Wright	1	1

Assists Leaders	'24-25	Career
Jacobi Wright	6	28
Zachary Davis	4	9
Collin Murray-Boyles	5	8
Jamarii Thomas	7	7*
Benjamin Bosmans-Verdonk		3*
Morris Ugusuk	1	3
Nick Pringle	1	1*
Myles Stute		1*

Blocks Leaders	'24-25	Career
Collin Murray-Boyles	10	20
Zachary Davis	1	9
Benjamin Bosmans-Verdonk	1	8*
Nick Pringle	5	5*
Morris Ugusuk	1	4
Jacobi Wright	2	4
Myles Stute	2	2*
Jordan Butler	1	1*
Jamarii Thomas	1	1*

Steals Leaders	'24-25	Career
Collin Murray-Boyles	9	21
Zachary Davis	4	22
Jacobi Wright	2	14
Benjamin Bosmans-Verdonk		4*
Jamarii Thomas	7	7*
Myles Stute	3	7*
Morris Ugusuk	2	4
Arden Conyers	1	1
Nick Pringle	1*	1*

Double-Figure Scoring	'24-25	Career
Jamarii Thomas	11	53
Myles Stute	2	45
Nick Pringle	9	28
Collin Murray-Boyles	16	29
Jacobi Wright	8	27
Zachary Davis	8	15
Morris Ugusuk	4	6
Arden Conyers	3	3
Jordan Butler		1
Benjamin Bosmans-Verdonk		1

20+ points	'24-25	Career
Jamarii Thomas	1	12
Collin Murray-Boyles	5	7
Myles Stute		5
Zachary Davis	2	2
Jacobi Wright	2	2
Morris Ugusuk	1	1

30+ points	'24-25	Career
Collin Murray-Boyles		1
Jamarii Thomas		1

Double-Figure Rebounding	'24-25	Career
Nick Pringle	2	9
Collin Murray-Boyles	6	9
Jacobi Wright	1	1
Myles Stute		1

Miscellaneous

Largest Halftime Lead	
SC	17, Towson (11/12) & at BC (12/3)
Opp	25, at #17/16 Miss. St., Jan. 4, 2025
Smallest Halftime Lead	
SC	4, Mercer, Nov. 21, 2024
Opp	4, at Oklahoma, Jan. 18, 2025
Fewest Points In First Half	
SC	18, at #17/16 Miss. St., Jan. 4, 2025
Opp	19, at Boston College, Dec. 3, 2024
Most Points In First Half	
SC	43, Towson, Nov. 12, 2024
Opp	45, #5/5 Alabama, Jan. 8, 2025
Fewest Points In Second Half	
SC	23, #2/2 Auburn, Jan. 11, 2025
Opp	12, Radford, Dec. 22, 2024
Most Points In Second Half	
SC	48, Mercer, Nov. 21, 2024 & ECU, Dec. 7, 2024
Opp	54, #25/RV Clemson, Dec. 17, 2024
Most Points in Overtime	
SC	11, #25/RV Clemson, Dec. 17, 2024
Opp	8, #25/RV Clemson, Dec. 17, 2024
Largest Margin of Victory	
SC	26, Towson (11/12) & Radford (12/22), Nov. 12, 2024
Opp	35, at #17/16 Miss. St., Jan. 4, 2025
Smallest Margin of Victory	
SC	3, #25/RV Clemson, Dec. 17, 2024
Opp	1, #5/5 Florida, Jan. 22, 2025

5+ assists	'24-25	Career
Jamarii Thomas	5	21
Jacobi Wright	4	6
Collin Murray-Boyles	1	3
Morris Ugusuk		1
Benjamin Bosmans-Verdonk		1

3+ steals	'24-25	Career
Jamarii Thomas	2	18
Collin Murray-Boyles	3	7
Zachary Davis	2	5
Myles Stute		2
Morris Ugusuk	1	1

2+ blocks	'24-25	Career
Collin Murray-Boyles	8	15
Nick Pringle	3	12
Jordan Butler		9
Myles Stute	1	2
Zachary Davis		1

Double-Doubles	'24-25	Career
Nick Pringle	2	8
Collin Murray-Boyles	5	7
Myles Stute		1

Dunks	'24-25	Career
Collin Murray-Boyles	13	34
Zachary Davis	9	23
Nick Pringle	19	19*
Benjamin-Bosmans Verdonk		4*
Jamarii Thomas	4	4*
Myles Stute		2*
Cam Scott	3	3
Morris Ugusuk		1

- tied for team lead also included

- * indicates at Carolina ONLY

2024-25 GAME-BY-GAME

	Date	Result	FG-A	Pct	3FG-A	Pct	FT-A	Pct	O-D-Total	PF	Pts	A	TO	Blk	Stl	Min	Half
North Florida at			**29-69**	**42.0%**	**10-29**	**34.5%**	**6-13**	**46.2%**	**15-28-43**	**20**	**74**	**10**	**9**	**4**	**6**	**200**	**31**
South Carolina	**11/4/24**	**L, 71-74**	**26-56**	**46.4%**	**5-16**	**31.3%**	**14-25**	**56.0%**	**9-28-37**	**14**	**71**	**15**	**10**	**8**	**5**	**200**	**36**
SC State at			24-67	35.8%	3-16	18.8%	13-24	54.2%	16-20-36	23	64	13	10	5	12	200	25
South Carolina	11/8/24	W, 86-64	30-64	46.9%	8-27	29.6%	18-25	72.0%	18-33-51	18	86	17	13	6	5	200	41
Towson at			**16-54**	**29.6%**	**5-25**	**20.0%**	**17-29**	**58.6%**	**15-16-31**	**26**	**54**	**5**	**14**	**3**	**11**	**200**	**26**
South Carolina	**11/12/24**	**W, 80-54**	**26-52**	**50.0%**	**6-21**	**28.6%**	**22-30**	**73.3%**	**10-29-39**	**21**	**80**	**18**	**15**	**1**	**8**	**200**	**43**
South Carolina at			24-63	38.1%	8-29	27.6%	15-23	65.2%	13-21-34	23	71	12	12	1	4	200	32
#16/16 Indiana	11/16/24	L, 71-87	26-51	51.0%	8-17	47.1%	27-33	81.8%	7-27-34	21	87	12	11	7	7	200	43
Mercer at			**26-57**	**45.6%**	**12-26**	**46.2%**	**8-9**	**88.9%**	**6-24-30**	**24**	**72**	**16**	**12**	**2**	**7**	**200**	**32**
South Carolina	**11/21/24**	**W, 84-72**	**27-55**	**49.1%**	**12-27**	**44.4%**	**18-29**	**62.1%**	**8-25-33**	**12**	**84**	**13**	**9**	**2**	**8**	**200**	**36**
& - South Carolina vs.			*23-54*	*42.6%*	*4-17*	*23.5%*	*16-20*	*80.0%*	*4-27-31*	*18*	*66*	*8*	*12*	*4*	*4*	*200*	*34*
#22/22 Xavier	*11/25/24*	*L, 66-75*	*28-63*	*44.4%*	*4-18*	*22.2%*	*15-21*	*71.4%*	*12-29-41*	*15*	*75*	*10*	*10*	*4*	*8*	*200*	*29*
& - South Carolina vs.			*23-52*	*44.2%*	*11-32*	*34.4%*	*13-21*	*61.9%*	*9-28-37*	*12*	*70*	*13*	*10*	*3*	*2*	*200*	*33*
Virginia Tech	*11/27/24*	*W, 70-60*	*23-59*	*39.0%*	*8-18*	*44.4%*	*6-9*	*66.7%*	*9-26-35*	*20*	*60*	*10*	*9*	*2*	*5*	*200*	*25*
^ - South Carolina at			23-50	46.0%	10-19	52.6%	17-25	68.0%	6-31-37	18	73	16	10	1	3	200	36
Boston College	12/3/24	W, 73-51	19-57	33.3%	2-16	12.5%	11-18	61.1%	11-24-35	21	51	11	11	5	4	200	19
East Carolina at			**27-55**	**49.1%**	**4-14**	**28.6%**	**10-14**	**71.4%**	**9-18-27**	**15**	**68**	**9**	**6**	**3**	**7**	**200**	**32**
South Carolina	**12/7/24**	**W, 75-68**	**27-50**	**54.0%**	**12-23**	**52.2%**	**9-17**	**52.9%**	**8-22-30**	**12**	**75**	**19**	**10**	**1**	**3**	**200**	**27**
USC Upstate at			**23-61**	**37.7%**	**1-10**	**10.0%**	**6-11**	**54.5%**	**13-25-38**	**19**	**53**	**8**	**15**	**4**	**8**	**200**	**28**
South Carolina	**12/14/24**	**W, 73-53**	**25-59**	**42.4%**	**5-19**	**26.3%**	**18-25**	**72.0%**	**11-29-40**	**10**	**73**	**14**	**8**	**5**	**8**	**200**	**35**
#25/RV Clemson at			**30-64**	**46.9%**	**9-21**	**42.9%**	**19-21**	**90.5%**	**8-20-28**	**23**	**88**	**13**	**10**	**2**	**4**	**205**	**26**
South Carolina	**12/17/24**	**W, 91-88 (OT)**	**30-58**	**51.7%**	**7-17**	**41.2%**	**24-34**	**70.6%**	**11-24-35**	**21**	**91**	**16**	**12**	**4**	**4**	**205**	**34**
Radford at			**19-55**	**34.5%**	**2-12**	**16.7%**	**8-13**	**61.5%**	**6-18-24**	**21**	**48**	**19**	**8**	**3**	**7**	**200**	**36**
South Carolina	**12/22/24**	**W, 74-48**	**20-51**	**39.2%**	**9-30**	**30.0%**	**25-27**	**92.6%**	**11-31-42**	**13**	**74**	**12**	**12**	**6**	**3**	**200**	**30**
Presbyterian at			**21-44**	**47.7%**	**5-10**	**50.0%**	**12-16**	**75.0%**	**5-18-23**	**25**	**59**	**8**	**13**	**3**	**7**	**200**	**32**
South Carolina	**12/30/24**	**W, 69-59**	**22-48**	**45.8%**	**5-13**	**38.5%**	**20-30**	**66.7%**	**14-19-33**	**14**	**69**	**15**	**12**	**5**	**7**	**200**	**24**
South Carolina at			16-55	29.1%	2-19	10.5%	16-23	69.6%	11-21-32	11	50	10	14	1	5	200	18
#17/16 Miss. State	1/4/25	L, 50-85	35-62	56.5%	8-25	32.0%	7-9	77.8%	8-32-40	18	85	18	10	10	10	200	43
#5/5 Alabama at			**35-64**	**54.7%**	**8-19**	**42.1%**	**10-20**	**50.0%**	**11-25-36**	**20**	**88**	**21**	**11**	**5**	**10**	**200**	**45**
South Carolina	**1/8/25**	**L, 68-88**	**23-54**	**42.6%**	**3-14**	**21.4%**	**19-25**	**76.0%**	**7-26-33**	**21**	**68**	**8**	**15**	**5**	**6**	**200**	**28**
#2/2 Auburn at			**26-57**	**45.6%**	**8-21**	**38.1%**	**6-12**	**50.0%**	**11-22-33**	**15**	**66**	**12**	**6**	**8**	**3**	**200**	**34**
South Carolina	**1/11/25**	**L, 63-66**	**25-61**	**41.0%**	**4-16**	**25.0%**	**9-16**	**56.3%**	**15-22-37**	**15**	**63**	**11**	**9**	**1**	**4**	**200**	**40**
South Carolina at			19-45	42.2%	7-16	43.8%	18-23	78.3%	10-27-37	18	63	10	25	2	7	200	26
Vanderbilt	1/15/25	L, 63-66	23-56	41.1%	4-21	19.0%	16-21	76.2%	8-17-25	18	66	12	12	5	15	200	33
South Carolina at			21-51	41.2%	9-24	37.5%	11-21	52.4%	9-18-27	17	62	13	16	0	8	200	30
Oklahoma	1/18/25	L, 62-82	28-50	56.0%	8-17	47.1%	18-21	85.7%	5-28-33	17	82	19	12	4	8	200	34
#5/6 Florida at			**28-66**	**42.4%**	**8-24**	**33.3%**	**6-9**	**66.7%**	**15-16-31**	**9**	**70**	**13**	**10**	**4**	**14**	**200**	**29**
South Carolina	**1/22/25**	**L, 69-70**	**28-57**	**49.1%**	**9-26**	**34.6%**	**4-8**	**50.0%**	**13-23-36**	**12**	**69**	**18**	**16**	**3**	**6**	**200**	**36**
#14/14 Miss. State at																	
South Carolina	**1/25/25**																
South Carolina at																	
Georgia	1/28/25																
Texas A&M at																	
South Carolina	**2/1/25**																
South Carolina																	
at Kentucky	2/8/25																
Ole Miss at																	
South Carolina	**2/12/25**																
South Carolina																	
at Florida	2/15/25																
South Carolina																	
at LSU	2/18/25																
Texas at																	
South Carolina	**2/22/25**																
South Carolina at																	
Missouri	2/25/25																
Arkansas at																	
South Carolina	**3/1/25**																
Georgia at																	
South Carolina	**3/4/25**																
South Carolina at																	
Tennessee	3/8/25																

BOLD - home game | *& - Fort Myers Tip-Off (Fort Myers, Fla.)* | *^ - SEC/ACC Challenge (Chestnut Hill, Mass.)* | ** - indicates SEC contest*

2024-25 SOUTH CAROLINA BASKETBALL

OVERALL: 10-9 // SEC: 0-6 // HOME: 8-4 // AWAY: 1-3 // NEUTRAL: 1-1

DATE	OPP.	W/L	SCORE	RECORD (SEC)	POINTS	REBOUNDS	ASSISTS	BLOCKS	STEALS	ATTENDANCE
11/4/24	**North Florida**	**L**	**74-71**	**0-1**	**CMB (15)**	**Pringle (9)**	**Wright (6)**	**CMB (4)**	**CMB/Thomas (2)**	**12,388**
11/8/24	**SC State**	**W**	**86-64**	**1-1**	**Wright (20)**	**CMB (16)**	**CMB/Davis (4)**	**Stute (3)**	**Thomas (2)**	**12,205**
11/12/24	**Towson**	**W**	**80-54**	**2-1**	**CMB (27)**	**CMB/Pringle (9)**	**Thomas (5)**	**Pringle (1)**	**Thomas (2)**	**11,577**
11/16/24	at #16/16 Indiana	L	71-87	2-2	Ugusuk (18)	Pringle (11)	Thomas (4)	Pringle (1)	Stute (2)	17,222
11/21/24	**Mercer**	**W**	**84-72**	**3-2**	**Thomas (19)**	**CMB (9)**	**Wright (5)**	**Pringle/Wright (1)**	**Thomas (3)**	**11,054**
11/25/24	*#22/22 Xavier - &*	*L*	*66-75*	*3-3*	*CMB (13)*	*CMB./Thomas (6)*	*Three tied (2)*	*CMB (3)*	*CMB/Davis (2)*	*3,500*
11/27/24	*Virginia Tech- &*	*W*	*70-60*	*4-3*	*CMB (16)*	*CMB (8)*	*Davis (3)*	*CMB (2)*	*CMB (3)*	*3,500*
12/3/24	at Boston College - ^	W	73-51	5-3	CMB (16)	CMB (14)	Thomas (5)	Stute (1)	Three tied (1)	4,607
12/7/24	**East Carolina**	**W**	**75-68**	**6-3**	**Thomas (22)**	**CMB/Pringle (10)**	**Thomas (7)**	**CMB (1)**	**Stute (1)**	**10,997**
12/14/24	**USC Upstate**	**W**	**73-53**	**7-3**	**Pringle (19)**	**CMB (11)**	**Wright (6)**	**CMB/Pringle (2)**	**CMB (3)**	**11,092**
12/17/24	**#25/RV Clemson**	**W**	**91-88 (OT)**	**8-3**	**CMB (22)**	**CMB (9)**	**CMB (4)**	**CMB (2)**	**Thomas (3)**	**12,780**
12/22/24	**Radford**	**W**	**74-48**	**9-3**	**Thomas (18)**	**Pringle (8)**	**Pringle (4)**	**CMB (4)**	**Three tied (1)**	**10,831**
12/30/24	**Presbyterian**	**W**	**69-59**	**10-3**	**CMB (22)**	**CMB (9)**	**Thomas (6)**	**Pringle (2)**	**Davis (3)**	**10,525**
1/4/25	at #17/16 Miss. St.	L	50-85	10-4 (0-1)	**Davis (22)**	**CMB (10)**	**Thomas (6)**	**CMB (1)**	**Thomas (2)**	**8,075**
1/8/25	**#5/5 Alabama**	**L**	**68-88**	**10-5 (0-2)**	**Wright (20)**	**CMB (8)**	**CMB (3)**	**Five tied (1)**	**CMB/Wright (2)**	**11,115**
1/11/25	**#2/2 Auburn**	**L**	**63-66**	**10-6 (0-3)**	**CMB (25)**	**Pringle (10)**	**Wright (4)**	**BBV (1)**	**Four tied (1)**	**13,390**
1/15/25	at Vanderbilt	L	63-66	10-7 (0-4)	Ugusuk (20)	Wright (10)	Three tied (2)	CMB (2)	Ugusuk (3)	6,443
1/18/25	at Oklahoma	L	62-82	10-8 (0-5)	Ugusuk (15)	CMB (10)	Wright (5)	none	CMB (5)	7,264
1/22/25	**#5/6 Florida**	**L**	**69-70**	**10-9 (0-6)**	**Davis (22)**	**Pringle (7)**	**CMB (8)**	**CMB (3)**	**Davis (3)**	**14,930**
1/25/25	**#14/14 Miss. St.**									

& - Fort Myers Tip-Off (Fort Myers, Fla.) | ^ - SEC/ACC Challenge (Chestnut, Hill, Mass.) | * - indicates SEC conteset | home games in

71

74

GAME 1 vs. North Florida

Columbia, S.C.
Colonial Life Arena
Nov. 4, 2024
Gamecocks unable to close down stretch in opener

COLUMBIA, S.C. (AP) — Jaylen Smith scored 14 of his 16 points in the second half and North Florida rallied for a 74-71 victory over South Carolina in a season opener on Monday night.

North Florida trailed 36-31 at halftime and by five at 64-59 with 4:07 left to play after a layup by South Carolina's Jacobi Wright. But Smith made two free throws, Kamrin Oriol and Jasai Miles hit 3-pointers, and Smith followed with a layup to cap a 10-2 run and put the Ospreys up 69-66 with 42 seconds to go.

Nate Lliteras hit both ends of a 1-and-1 and Smith added a three-point play with 9 seconds remaining to help North Florida hold on for the victory.

Liam Murphy hit four 3-pointers and scored 14 off the bench, adding six rebounds for the Ospreys. Lliters finished with 13 points and five boards. Miles totaled 11 points and nine rebounds. Oriol scored nine on 3-for-7 shooting from beyond the arc.

Preseason All-Southeastern Conference selection Collin Murray-Boyles had 17 points and seven rebounds for the Gamecocks. Zachary Davis, Jamarii Thomas and Wright, a reserve, all scored 12. Freshman Cam Scott, a homegrown product and two-time Gatorade Player of the Year in the state, debuted with six points and four rebounds in 21 minutes.

The only other time North Florida opened its season against South Carolina was in 2014. The Ospreys lost 81-56 but went on to win the Atlantic Sun Conference championship.

South Carolina head coach Lamont Paris, the reigning SEC Coach of the Year, falls to 2-1 in season openers with the Gamecocks.

86

64

GAME 2 vs. SC State

Columbia, S.C.
Colonial Life Arena
Nov. 8, 2024
Wright scores career-high 20 in first win of season

COLUMBIA, S.C. (AP) – Jacobi Wright hit four 3-pointers and scored 20, Collin Murray-Boyles finished with 19 points and a career-high 16 rebounds, and South Carolina cruised to an 86-64 victory over South Carolina State on Friday night.

Wright made seven of his 10 shots from the floor, including 4 of 7 from beyond the arc, for South Carolina (1-1). Murray-Boyles hit 7 of 8 shots and 4 of 5 from the free-throw line, adding four assists. It was the sophomore's first double-double after collecting two — in back-to-back games — last season.

Jamarii Thomas scored 14 on 5-for-8 shooting for the Gamecocks. Zachary Davis pitched in with 10 points, six rebounds and four assists.

Michael Teal had 11 points to lead South Carolina State (1-1). Wilson Dubinsky had 10 points off the bench.

Davis hit a jumper to cap a 7-0 run to begin the game and South Carolina never looked back. Murray-Boyles had 12 points and eight rebounds by halftime to help the Gamecocks take a 41-25 lead into the locker room.

The Bulldogs trimmed their deficit to 11 three minutes into the second half but got no closer.

The Gamecocks are 23-0 in the series. The last time the two schools squared off was in the opener of the 2022-23 season. The Gamecocks held off the Bulldogs 79-77 in head coach Lamont Paris' coaching debut at South Carolina.

80

54

GAME 3 vs. Towson

Columbia, S.C.
Colonial Life Arena
Nov. 12, 2024
Murray-Boyles/Pringle dominate inside to lead Gamecocks in rout

COLUMBIA, S.C. (AP) – Collin Murray-Boyles scored 27 points, was a rebound shy of a double-double and led South Carolina to an 80-54 win over Towson on Tuesday night.

Murray-Boyles shot 9-of-12 from the floor an 9 of 10 from the line in leading the Gamecocks (2-1), who shot 50%. Jacobi Wright followed up a career high of 20 points against South Carolina State with 16 against the Tigers (1-2). Nick Pringle added 15 points and nine rebounds.

Nendah Tarke scored 12 points, Tyler Tejada 11 and Christian May 10 for Towson, which shot 30%.

South Carolina outscored Towson 12-3 to start the game with six points from Murray-Boyles and led thereafter, shooting 63% in the first half with 10 points each from Murray-Boyles and Pringle. The Gamecocks led 43-26 following a 15-8 run to end the half.

The Tigers didn't get closer than 16 in the second half. Arden Conyers' 3-pointer to finish the scoring gave the Gamecocks a 26-point winning margin, their largest lead of the game.

Both teams were in the mid-teens for turnovers but South Carolina led 19-9 in points off miscues.

GAME 1

Official Basketball Box Score - Final
North Florida at South Carolina
11/04/24 Colonial Life Arena, Columbia
2024-25 South Carolina Men's Basketball

Game Time: 7:00 PM
Game Duration: 2:03
Attendance: 12,388
Officials: Olands Pickle, Anthony Jordan, Josue Neves

North Florida - 74 Record: 1-0

NO. Name		Min	FG M-A	3P M-A	FT M-A	Rebounds OR	DR	TOT	Fouls PF	FD	TP	AS	TO	ST	Blocks BS	BA	+/-
10 Josh Harris	F	15:18	2-5	0-0	0-0	1	2	3	4	0	4	0	3	2	1	1	2
0 Jasai Miles	G	29:23	5-11	1-3	0-5	4	5	9	1	5	11	1	1	1	1	2	6
2 Nate Lliteras	G	32:10	5-11	1-2	2-2	2	3	5	2	1	13	0	0	0	1	2	4
4 Jaylen Smith	G	24:49	6-13	1-6	3-4	1	0	1	2	5	16	3	1	0	0	1	7
33 Oscar Berry	G	18:19	0-3	0-2	0-0	1	1	2	3	0	0	1	0	0	0	0	4
7 Liam Murphy		19:50	5-9	4-8	0-0	2	4	6	3	1	14	2	0	2	1	0	4
11 Kamrin Oriol		23:08	3-8	3-7	0-0	0	2	2	1	0	9	0	1	0	0	1	-1
3 Mason Lee		12:42	0-0	0-0	0-0	0	2	2	2	0	0	1	1	1	0	0	-4
55 Ameti Moss		15:11	3-7	0-0	1-2	2	1	3	1	1	7	2	1	0	0	1	-4
5 Dante Oliver		09:10	0-2	0-1	0-0	0	4	4	1	1	0	0	1	0	0	0	-3
Team						2	4	6			0		0				
Totals			29-69	10-29	6-13	15	28	43	20	14	74	10	9	6	4	8	3

Technical Fouls: NONE

Shooting By Period	
1st FG%	13-35 37.1%
3PT%	5-17 29.4%
FT%	0-2 0%
2nd FG%	16-34 47.1%
3PT%	5-12 41.7%
FT%	6-11 54.5%
GM FG%	29-69 42.0%
3PT%	10-29 34.5%
FT%	6-13 46.2%

Dead Ball Rebounds: 4, 0

South Carolina - 71 Record: 0-1

NO. Name		Min	FG M-A	3P M-A	FT M-A	Rebounds OR	DR	TOT	Fouls PF	FD	TP	AS	TO	ST	Blocks BS	BA	+/-
5 Nick Pringle	F	21:51	0-2	0-0	3-8	1	8	9	0	5	3	1	0	0	3	0	0
10 Myles Stute	F	16:37	2-5	2-4	0-0	0	0	0	0	1	6	0	0	0	0	0	-1
30 Collin Murray-Boyles	F	31:07	6-15	0-0	3-6	2	5	7	3	5	15	1	2	2	4	2	6
2 Zachary Davis	G	26:51	4-8	1-5	3-4	1	5	6	4	2	12	4	2	1	0	0	-5
6 Jamarii Thomas	G	33:18	4-8	0-2	4-4	0	4	4	3	5	12	2	3	2	0	1	3
1 Jacobi Wright		27:40	6-8	0-1	0-0	0	2	2	1	0	12	6	2	0	0	0	-2
23 Cam Scott		20:47	2-4	1-2	1-3	3	1	4	1	2	6	1	1	0	0	1	-4
31 Benjamin Bosmans-Verdonk		04:09	1-3	0-0	0-0	0	1	1	1	0	2	0	0	0	1	0	-1
21 Arden Conyers		08:06	0-1	0-1	0-0	0	1	1	1	0	0	0	0	0	0	0	-8
0 Jordan Butler		02:57	1-2	1-1	0-0	0	0	0	0	0	3	0	0	0	0	0	2
15 Morris Ugusuk		06:37	0-0	0-0	0-0	0	0	0	0	0	0	0	0	0	0	0	-5
Team						2		3			0		0				
Totals			26-56	5-16	14-25	9	28	37	14	20	71	15	10	5	8	4	-3

Technical Fouls: NONE

Shooting By Period	
1st FG%	13-29 44.8%
3PT%	3-8 37.5%
FT%	7-14 50%
2nd FG%	13-27 48.1%
3PT%	2-8 25.0%
FT%	7-11 63.6%
GM FG%	26-56 46.4%
3PT%	5-16 31.3%
FT%	14-25 56.0%

Dead Ball Rebounds: 4, 0

	UNF	USC
Biggest lead	5 (2nd 0:09)	8 (2nd 14:10)
Best Scoring Run	8 (1st 10:26)	8 (1st 8:39)
Lead Changes	5	
Times Tied	7	
Time with Lead	03:31	28:48

Points from	UNF	USC
Turnovers	9	15
Paint	34	38
Second Chance	12	7
Fast Breaks	15	25
Bench	30	23

Period by Period Scoring	1st	2nd	TOT
UNF	31	43	74
USC	36	35	71

GAMECOCK. MEN'S BASKETBALL

GAME 2

Official Basketball Box Score - Final
South Carolina St. at South Carolina
11/08/24 Colonial Life Arena, Columbia
2024-25 South Carolina Men's Basketball

Game Time: 7:00 PM
Game Duration: 2:08
Attendance: 12,205
Officials: Owen Shortt, Michael Swoboda, Chuck McCoy

South Carolina St. - 64 Record: 1-1

NO. Name		Min	FG M-A	3P M-A	FT M-A	Rebounds OR	DR	TOT	Fouls PF	FD	TP	AS	TO	ST	Blocks BS	BA	+/-
13 Drayton Jones	F	15:35	3-6	0-0	0-1	3	3	6	5	1	6	1	0	1	1	0	-2
55 Davion Everett	F	13:48	1-2	0-0	0-0	0	1	1	4	0	2	0	2	1	0	1	-22
00 Omar Croskey	G	10:32	1-6	0-1	1-2	0	2	2	1	1	3	1	0	2	1	1	-16
3 Michael Teal	G	25:47	4-11	0-2	3-5	0	3	3	2	4	11	3	3	0	0	2	-10
12 Mitchell Taylor	G	19:23	2-9	0-1	3-6	1	2	3	0	5	7	2	1	2	0	0	-15
2 Colin McKenzie		13:40	2-6	1-5	0-0	0	0	0	2	0	5	1	1	1	0	0	0
4 Caleb McCarty		19:18	0-4	0-0	0-0	3	0	3	1	1	0	0	0	0	1	0	5
5 Jayden Johnson		16:10	2-4	0-1	0-0	0	1	1	1	0	4	3	1	3	0	0	-11
11 Wilson Dubinsky		24:19	4-7	2-5	0-2	1	3	4	0	2	10	1	0	1	0	0	-7
22 James Marrow		14:19	3-6	0-0	0-0	1	2	3	3	0	6	1	0	0	1	1	-7
1 Florian Tenebay		14:44	0-3	0-1	4-6	1	1	2	3	3	4	0	0	1	0	1	-10
23 D'Shay Wright		12:25	2-3	0-0	2-2	1	1	2	1	1	6	0	1	0	1	0	-15
Team						5	1	6			0		1				
Totals			24-67	3-16	13-24	16	20	36	23	18	64	13	10	12	5	6	-22

Technical Fouls: NONE

Shooting By Period	
1st FG%	9-32 28.1%
3PT%	2-8 25.0%
FT%	5-10 50%
2nd FG%	15-35 42.9%
3PT%	1-8 12.5%
FT%	8-14 57.1%
GM FG%	24-67 35.8%
3PT%	3-16 18.8%
FT%	13-24 54.2%

Dead Ball Rebounds: 4, 0

South Carolina - 86 Record: 1-1

NO. Name		Min	FG M-A	3P M-A	FT M-A	Rebounds OR	DR	TOT	Fouls PF	FD	TP	AS	TO	ST	Blocks BS	BA	+/-
5 Nick Pringle	F	23:15	3-7	0-0	2-5	2	2	4	5	5	8	2	0	1	0	1	2
10 Myles Stute	F	18:05	1-8	1-6	0-0	2	5	7	2	1	3	0	2	0	3	1	12
30 Collin Murray-Boyles	F	35:15	7-8	0-0	5-7	5	11	16	3	7	19	4	4	1	0	0	25
1 Jacobi Wright	G	26:42	7-10	4-7	2-2	0	2	2	1	1	20	3	3	0	1	0	16
6 Jamarii Thomas	G	28:30	5-8	0-1	4-5	0	2	2	3	4	14	3	2	2	1	1	25
2 Zachary Davis		28:08	3-7	0-3	4-4	2	4	6	2	3	10	4	0	1	0	1	16
23 Cam Scott		18:22	2-12	1-7	1-2	0	3	3	2	2	6	1	0	0	0	1	4
0 Jordan Butler		03:46	0-0	0-0	0-0	1	1	2	0	0	0	0	1	0	1	0	3
15 Morris Ugusuk		11:27	2-3	2-3	0-0	0	0	0	0	0	6	0	0	0	0	0	3
31 Benjamin Bosmans-Verdonk		06:30	0-1	0-0	0-0	0	2	2	0	0	0	0	1	0	0	0	4
Team						6	1	7			0		0				
Totals			30-64	8-27	18-25	18	33	51	18	23	86	17	13	5	6	5	22

Technical Fouls: NONE

Shooting By Period	
1st FG%	14-36 38.9%
3PT%	4-16 25.0%
FT%	9-11 81.8%
2nd FG%	16-28 57.1%
3PT%	4-11 36.4%
FT%	9-14 64.3%
GM FG%	30-64 46.9%
3PT%	8-27 29.6%
FT%	18-25 72.0%

Dead Ball Rebounds: 3, 1

	SCS	USC
Biggest lead	0 (1st 20:00)	22 (2nd 1:24)
Best Scoring Run	7 (2nd 18:00)	9 (1st 1:19)
Lead Changes	0	
Times Tied	0	
Time with Lead	00:00	39:06

Points from	SCS	USC
Turnovers	12	16
Paint	24	42
Second Chance	14	15
Fast Breaks	6	10
Bench	35	22

Period by Period Scoring	1st	2nd	TOT
SCS	25	39	64
USC	41	45	86

GAMECOCK. MEN'S BASKETBALL

GAME 3

Official Basketball Box Score - Final
Towson at South Carolina
11/12/24 Colonial Life Arena, Columbia
2024-25 South Carolina Men's Basketball

Game Time: 7:00 PM
Game Duration: 2:12
Attendance: 11,977
Officials: Rit Adams, Todd Austin, Patrick Evans

Towson - 54 Record: 1-2

NO. Name		Min	FG M-A	3P M-A	FT M-A	Rebounds OR	DR	TOT	Fouls PF	FD	TP	AS	TO	ST	Blocks BS	BA	+/-
23 Caleb Embeya	F	10:42	1-2	0-0	1-4	1	0	1	5	3	3	0	0	2	0	0	-6
4 Dylan Williamson	G	24:24	2-8	2-5	2-2	0	2	2	1	1	8	2	3	0	0	0	-19
5 Christian May	G	30:11	4-11	0-4	2-2	5	3	8	2	3	10	0	3	0	1	1	-16
15 Tyler Tejada	G	26:47	5-11	1-5	0-0	0	2	2	2	0	11	0	2	0	0	0	-21
24 Nendah Tarke	G	28:05	2-9	1-5	7-15	2	5	7	3	9	12	0	1	3	0	0	-22
11 Mekhi Lowery		08:55	1-2	1-1	0-0	1	1	2	5	0	3	0	0	1	0	0	-3
25 Messiah Jones		19:28	1-2	0-0	3-4	2	1	3	2	2	5	0	1	1	1	0	-16
1 Tomiwa Sulaiman		20:59	0-4	0-2	2-2	1	0	1	1	2	2	1	3	2	1	0	-10
10 Rahdir Hicks		15:36	0-3	0-3	0-0	1	2	3	3	0	0	2	1	1	0	0	-7
12 Abdou Samb		12:03	0-0	0-0	0-0	0	0	0	2	0	0	0	0	1	0	0	-2
21 Mandela Tarke		01:25	0-0	0-0	0-0	0	0	0	0	0	0	0	0	0	0	0	-4
22 Ryan Skerry		01:25	0-0	0-0	0-0	0	0	0	0	0	0	0	0	0	0	0	-4
Team						2	0	2			0		0				
Totals			16-54	5-25	17-29	15	16	31	26	20	54	5	14	11	3	1	-26

Technical Fouls: Lowery 2nd 8:47 Coach 2nd 8:47

Shooting By Period	
1st FG%	10-30 33.3%
3PT%	3-16 18.8%
FT%	3-6 50%
2nd FG%	6-24 25.0%
3PT%	2-9 22.2%
FT%	14-23 60.9%
GM FG%	16-54 29.6%
3PT%	5-25 20.0%
FT%	17-29 58.6%

Dead Ball Rebounds: 6, 1

South Carolina - 80 Record: 2-1

NO. Name		Min	FG M-A	3P M-A	FT M-A	Rebounds OR	DR	TOT	Fouls PF	FD	TP	AS	TO	ST	Blocks BS	BA	+/-
5 Nick Pringle	F	29:30	6-8	0-0	3-4	2	7	9	1	4	15	2	2	1	1	1	21
10 Myles Stute	F	26:44	2-4	1-3	0-0	1	2	3	2	0	5	2	0	0	0	0	19
30 Collin Murray-Boyles	F	26:32	9-12	0-0	9-10	3	6	9	2	9	27	1	3	1	0	0	19
1 Jacobi Wright	G	29:09	5-11	3-7	3-4	0	2	2	1	1	16	2	1	1	0	1	25
6 Jamarii Thomas	G	21:49	0-1	0-1	6-10	1	3	4	3	6	6	5	5	2	0	0	18
2 Zachary Davis		18:31	1-4	0-2	0-1	0	4	4	4	1	2	1	0	1	0	0	5
15 Morris Ugusuk		22:26	1-3	1-3	0-0	0	1	1	4	1	3	3	2	1	0	0	12
23 Cam Scott		10:35	0-3	0-3	0-0	1	1	2	2	1	0	2	1	0	0	0	1
31 Benjamin Bosmans-Verdonk		06:48	1-3	0-0	1-1	0	1	1	0	2	3	0	1	0	0	1	2
0 Jordan Butler		02:53	0-1	0-1	0-0	0	0	0	2	0	0	0	0	0	0	0	3
21 Arden Conyers		03:38	1-2	1-1	0-0	0	0	0	0	0	3	0	0	1	0	0	2
13 Austin Herro		01:25	0-0	0-0	0-0	0	0	0	0	0	0	0	0	0	0	0	3
Team						2	2	4			0		0				
Totals			26-52	6-21	22-30	10	29	39	21	25	80	18	15	8	1	3	26

Technical Fouls: Davis 2nd 8:47

Shooting By Period	
1st FG%	15-24 62.5%
3PT%	3-8 37.5%
FT%	10-15 66.7%
2nd FG%	11-28 39.3%
3PT%	3-13 23.1%
FT%	12-15 80%
GM FG%	26-52 50.0%
3PT%	6-21 28.6%
FT%	22-30 73.3%

Dead Ball Rebounds: 7, 0

	TOW	USC
Biggest lead	1 (1st 19:24)	26 (2nd 0:21)
Best Scoring Run	5 (1st 6:04)	9 (1st 0:16)
Lead Changes	1	
Times Tied	0	
Time with Lead	00:39	38:45

Points from	TOW	USC
Turnovers	9	19
Paint	20	38
Second Chance	8	13
Fast Breaks	7	13
Bench	10	11

Period by Period Scoring	1st	2nd	TOT
TOW	26	28	54
USC	43	37	80

GAMECOCK. MEN'S BASKETBALL

71

87

GAME 4 at #16/16 Indiana

Bloomington, Ind.
Assembly Hall
Nov. 16, 2024
Ugusuk scores career-high 18 pts off bench for Carolina

BLOOMINGTON, Ind. (AP) — Myles Rice scored 17 of his 23 points in the first half and No. 16 Indiana defeated South Carolina 87-71 on Saturday.

Rice, a Washington State transfer, hit 7 of 10 shots including 3 of 4 from 3-point range and all six foul shots. The Hoosiers (3-0) were never seriously threatened in the second half, their smallest lead being eight points with 1:19 remaining.

Mackenzie Mgbako added 17 for Indiana.

Morris Ugusuk led the Gamecocks (2-2) with 18 points, including four 3-pointers.

Rice hit shots on back-to-back possessions, including a 3-pointer with 17 seconds remaining in the first half, as Indiana opened up a 43-32 lead at the break.

Collin Murray-Boyles scored just two points before sitting eight minutes into the first half with two fouls. He sat again when assessed his fourth foul with 15:34 remaining and fouled out with 8:16 remaining.

The Gamecocks return home to host Mercer on Thursday. The Hoosiers host UNC Greensboro on Thursday.

84

72

GAME 5 vs. Mercer

Columbia, S.C.
Colonial Life Arena
Nov. 21, 2024
Gamecocks sink season-high 12 triples in double-digit victory

COLUMBIA, S.C. (AP) — Jamarii Thomas had 19 points and Zachary Davis scored 18 to lead South Carolina to an 84-72 victory over Mercer on Thursday night.

Thomas made 5 of 10 shots from the floor, including 4 of 5 from 3-point range, and 5 of 8 free throws for the Gamecocks (3-2). He also had three steals. Davis sank 7 of 12 shots with a pair of 3-pointers, adding five rebounds.

Collin Murray-Boyles scored 16 and finished a rebound shy of a double-double for South Carolina. Jacobi Wright scored 11.

Tyler Johnson hit four 3-pointers and led the Bears (2-3) with 15 points. Alex Holt and Angel Montas Jr. added 14 points apiece and Ahmad Robinson pitched in with 13 points and eight assists before fouling out. TJ Grant grabbed 10 rebounds off the bench.

Thomas and Davis scored seven points apiece in the first half to help South Carolina take a 36-32 lead into intermission. Cam Bryant scored all nine of his points and Johnson scored seven to keep Mercer (2-3) close. The difference in the first half was the Gamecocks made 5 of 9 free throws while the Bears did not attempt one.

South Carolina maintained a lead until Robinson buried a 3-pointer to put the Bears on top 60-59 with 10:47 left to play.

The Gamecocks moved back in front and a Myles Stute 3-pointer gave them their biggest lead to that point at 70-62 with 7:45 remaining. A Murray-Boyles dunk pushed the lead to double digits with 3:39 to go and South Carolina was not threatened from there.

66

75

GAME 6 vs. #22/22 Xavier

Fort Myers, Fla.
Suncoast Credit Union Arena
Nov. 25, 2024
Poor shooting plagues Gamecocks down the stretch in 2nd half

FORT MYERS, Fla. (AP) — Zach Freemantle scored 16 points, Dailyn Swain added 14, and No. 22 Xavier beat South Carolina 75-66 in the Fort Myers Tip-Off on Monday night.

Ryan Conwell added 13 points, Dayvion McKnight had 11 and Jerome Hunter chipped in 10 off the bench for the Musketeers (6-0).

Collin Murray-Boyles led South Carolina (3-3) with 13 points while Jamarii Thomas added 11 and Jacobi Wright 10.

The Musketeers jumped out to a 7-0 lead but South Carolina responded with the next 17 points as Xavier went scoreless for 6:35. The Gamecocks led 34-29 at halftime.

These teams last played in the 1941-42 season. Xavier now is 26-11 against SEC schools going back to 2008.

This was the Musketeers' first game away from the Cintas Center after starting the season with five home games. Xavier has a brutal stretch coming up that will included three straight games at No. 16 Cincinnati (Dec. 14), at No. 2 UConn (Dec. 18) and at home against No. 10 Marquette (Dec. 21).

The Gamecocks 17-0 run was highlighted by great defense. Xavier had no second chances, was contested on drives and couldn't hit from the outside.

Xavier used 11-2 and 8-2 runs to regain the lead at 50-44. The Musketeers led by as much as 66-55 before South Carolina went on a 7-0 spurt. The Gamecocks would get no closer.

Xavier won despite shooting 4 of 18 from the 3-point line. The Musketeers had made at least 10 treys in their first five games.

GAME 4

Official Basketball Box Score - Final
South Carolina at Indiana
11/16/24 Simon Skjodt Assembly Hall, Bloomington, Ind.
2024-25 Men's Basketball

Game Time: 3:00 PM
Game Duration: 2:09
Attendance: 17,222

Officials: Keith Kimble, Brian Dorsey, Mike Littlewood

South Carolina - 71 Record: 2-2

NO.	Name		Min	FG M-A	3P M-A	FT M-A	Rebounds OR	DR	TOT	Fouls PF	FD	TP	AS	TO	ST	Blocks BS	BA	+/-
5	Nick Pringle	F	32:44	4-5	0-0	5-7	4	7	11	4	6	13	2	3	1	1	0	-6
10	Myles Stute	F	31:33	4-14	3-11	0-0	1	1	2	3	1	11	1	0	2	0	1	-9
30	Collin Murray-Boyles	F	19:13	1-4	0-1	0-0	2	4	6	5	0	2	1	4	0	0	0	-9
1	Jacobi Wright	G	27:52	2-11	0-3	2-4	0	0	0	0	3	6	2	0	0	0	3	-25
6	Jamarii Thomas	G	35:53	5-14	1-5	2-4	1	2	3	4	2	13	4	2	1	0	3	-15
2	Zachary Davis		12:12	3-4	0-1	2-2	0	2	2	2	3	8	1	0	0	0	0	-7
15	Morris Ugusuk		28:07	5-8	4-6	4-6	1	2	3	2	4	18	1	2	0	0	0	-5
23	Cam Scott		06:14	0-2	0-2	0-0	0	2	2	1	1	0	0	1	0	0	0	1
31	Benjamin Bosmans-Verdonk		04:26	0-1	0-0	0-0	1	0	1	2	0	0	0	0	0	0	0	-4
0	Jordan Butler		01:46	0-0	0-0	0-0	0	0	0	0	0	0	0	0	0	0	0	-1
Team							3	1	4		0		0					
Totals				24-63	8-29	15-23	13	21	34	23	20	71	12	12	4	1	7	-16

Technical Fouls: Thomas 2nd 05:32

Shooting By Period		
1st FG%	11-31	35.5%
3PT%	7-20	35.0%
FT%	3-4	75%
2nd FG%	13-32	40.6%
3PT%	1-9	11.1%
FT%	12-19	63.2%
GM FG%	24-63	38.1%
3PT%	8-29	27.6%
FT%	15-23	65.2%

Dead Ball Rebounds: 6, 0

Indiana - 87 Record: 3-0

NO.	Name		Min	FG M-A	3P M-A	FT M-A	Rebounds OR	DR	TOT	Fouls PF	FD	TP	AS	TO	ST	Blocks BS	BA	+/-
5	Malik Reneau	F	28:27	4-10	1-2	4-5	2	1	3	4	4	13	2	2	1	0	1	19
21	Mackenzie Mgbako	F	30:36	5-8	1-2	6-7	1	6	7	2	4	17	1	2	0	0	0	16
11	Oumar Ballo	C	30:35	1-2	0-0	5-9	3	10	13	3	7	7	1	2	1	6	0	15
1	Myles Rice	G	36:49	7-10	3-4	6-6	1	3	4	1	3	23	3	3	1	0	0	20
9	Kanaan Carlyle	G	24:04	5-9	2-5	0-0	0	0	0	4	1	12	2	0	1	1	0	15
8	Bryson Tucker		16:08	2-5	0-0	0-0	0	3	3	2	0	4	0	1	1	0	0	-3
10	Luke Goode		11:32	0-3	0-3	0-0	0	3	3	2	0	0	1	0	1	0	0	2
32	Trey Galloway		21:49	2-4	1-1	6-6	0	1	1	3	3	11	2	1	1	0	0	-4
Team							0	0	0			0		0				
Totals				26-51	8-17	27-33	7	27	34	21	22	87	12	11	7	7	1	16

Technical Fouls: Carlyle 2nd 05:32

Shooting By Period		
1st FG%	16-31	51.6%
3PT%	5-9	55.6%
FT%	6-8	75%
2nd FG%	10-20	50.0%
3PT%	3-8	37.5%
FT%	21-25	84%
GM FG%	26-51	51.0%
3PT%	8-17	47.1%
FT%	27-33	81.8%

Dead Ball Rebounds: 3, 1

	SC	IU
Biggest lead	4 (1st 18:33)	18 (2nd 10:46)
Best Scoring Run	6 (1st 12:41)	14 (1st 14:34)
Lead Changes	1	
Times Tied	0	
Time with Lead	02:27	36:50

Points from	SC	IU
Turnovers	9	17
Paint	26	28
Second Chance	9	8
Fast Breaks	8	9
Bench	26	15

Period by Period Scoring	1st	2nd	TOT
SC	32	39	71
IU	43	44	87

LIVESTATS BY GAMECOCK SPORTS

GAME 5

Official Basketball Box Score - Final
Mercer at South Carolina
11/21/24 Colonial Life Arena, Columbia
2024-25 South Carolina Men's Basketball

Game Time: 7:00 PM
Game Duration: 1:57
Attendance: 11,054

Officials: Vladimir Voyard-Tadal, Tony Chiazza, Lee Cassell

Mercer - 72 Record: 2-3

NO.	Name		Min	FG M-A	3P M-A	FT M-A	Rebounds OR	DR	TOT	Fouls PF	FD	TP	AS	TO	ST	Blocks BS	BA	+/-
1	Cam Bryant	F	16:02	3-5	3-5	0-0	1	2	3	4	0	9	0	0	0	0	0	4
6	Alex Holt	F	34:28	7-13	0-0	0-0	1	3	4	3	1	14	4	2	1	1	2	-5
3	Tyler Johnson	G	34:44	5-11	4-9	1-2	0	3	3	2	2	15	1	2	3	0	0	-11
4	Ahmad Robinson	G	25:01	4-7	2-2	3-3	0	2	2	5	4	13	8	3	1	0	0	0
11	Brady Shoulders	G	06:34	0-0	0-0	0-0	0	0	0	3	1	0	0	0	0	0	0	-2
33	Marcus Overstreet		05:32	0-0	0-0	0-0	0	0	0	2	0	0	0	3	0	0	0	-7
9	Angel Montas Jr.		24:47	5-13	2-5	2-2	1	5	6	0	2	14	1	1	0	0	0	-10
0	Jah Quinones		20:15	1-4	1-3	2-2	0	2	2	2	2	5	0	1	1	0	0	-13
Team							0	0	0			0		0				
Totals				26-57	12-26	8-9	6	24	30	24	12	72	16	12	7	2	2	-12

Technical Fouls: NONE

Shooting By Period		
1st FG%	13-31	41.9%
3PT%	6-13	46.2%
FT%	0-0	0%
2nd FG%	13-26	50.0%
3PT%	6-13	46.2%
FT%	8-9	88.9%
GM FG%	26-57	45.6%
3PT%	12-26	46.2%
FT%	8-9	88.9%

Dead Ball Rebounds: 1, 0

South Carolina - 84 Record: 3-2

NO.	Name		Min	FG M-A	3P M-A	FT M-A	Rebounds OR	DR	TOT	Fouls PF	FD	TP	AS	TO	ST	Blocks BS	BA	+/-
5	Nick Pringle	F	24:25	1-3	0-0	4-6	1	6	7	3	6	6	1	0	0	1	0	10
10	Myles Stute	F	21:02	1-3	1-2	0-0	0	0	0	2	1	3	1	0	0	0	0	6
30	Collin Murray-Boyles	F	30:42	6-7	2-2	2-3	2	7	9	0	5	16	2	2	2	0	0	5
1	Jacobi Wright	G	27:09	4-10	2-6	1-2	2	1	3	0	1	11	5	4	1	1	1	2
6	Jamarii Thomas	G	28:08	5-10	4-5	5-8	0	2	2	4	5	19	1	1	3	0	1	14
2	Zachary Davis		27:23	7-12	2-5	2-4	1	4	5	0	2	18	2	0	1	0	0	9
15	Morris Ugusuk		19:01	1-5	0-3	2-2	0	0	0	2	1	4	0	2	1	0	0	5
23	Cam Scott		12:51	2-5	1-4	0-0	0	1	1	0	0	5	0	0	0	0	0	10
31	Benjamin Bosmans-Verdonk		09:19	0-0	0-0	2-4	2	1	3	1	3	2	1	0	0	0	0	-1
Team							0	3	3			0		0				
Totals				27-55	12-27	18-29	8	25	33	12	24	84	13	9	8	2	2	12

Technical Fouls: NONE

Shooting By Period		
1st FG%	13-29	44.8%
3PT%	5-14	35.7%
FT%	5-9	55.6%
2nd FG%	14-26	53.8%
3PT%	7-13	53.8%
FT%	13-20	65%
GM FG%	27-55	49.1%
3PT%	12-27	44.4%
FT%	18-29	62.1%

Dead Ball Rebounds: 7, 0

	MER	USC
Biggest lead	4 (1st 16:42)	12 (2nd 2:44)
Best Scoring Run	5 (1st 16:42)	6 (1st 7:56)
Lead Changes	12	
Times Tied	3	
Time with Lead	09:51	28:32

Points from	MER	USC
Turnovers	10	11
Paint	22	26
Second Chance	8	13
Fast Breaks	3	11
Bench	21	29

Period by Period Scoring	1st	2nd	TOT
MER	32	40	72
USC	36	48	84

GAMECOCK. MEN'S BASKETBALL

GAME 6

Official Basketball Box Score - Final
Xavier at South Carolina
11/25/24 Suncoast Credit Union Arena, Fort Myers
2024-25 Men's Basketball

Game Time: 8:30 PM
Game Duration: 2:08
Attendance: 3,500

Officials:

Xavier - 75 Record: 6-0

NO.	Name		Min	FG M-A	3P M-A	FT M-A	Rebounds OR	DR	TOT	Fouls PF	FD	TP	AS	TO	ST	Blocks BS	BA	+/-
3	Dailyn Swain	F	30:55	5-7	0-0	4-4	0	6	6	0	6	14	2	2	2	5	1	0	15
32	Zach Freemantle	F	29:25	6-8	0-2	4-7	3	6	9	3	6	16	2	0	1	2	0	13
1	Marcus Foster	G	22:55	4-8	1-2	0-0	1	1	2	2	1	9	1	1	0	0	2	10
7	Ryan Conwell	G	37:26	4-14	2-8	3-5	1	4	5	1	2	13	2	2	1	0	1	5
20	Dayvion McKnight	G	33:41	4-9	1-1	2-3	1	4	5	3	2	11	3	3	0	0	0	11
2	Jerome Hunter		22:53	4-8	0-0	2-2	3	1	4	2	1	10	0	0	0	1	1	0	-5
4	John Hugley IV		06:04	0-2	0-0	0-0	0	1	1	3	0	0	0	1	0	0	1	0	-2
21	Dante Maddox Jr.		10:09	1-4	0-2	0-0	1	3	4	1	0	2	0	0	0	0	0	0	-4
0	Trey Green		06:32	0-3	0-3	0-0	0	0	0	0	0	0	0	0	0	0	0	0	2
Team							2	3	5			0		0				
Totals				28-63	4-18	15-21	12	29	41	15	18	75	10	10	8	4	4	9

Technical Fouls: NONE

Shooting By Period		
1st FG%	11-32	34.4%
3PT%	1-11	9.1%
FT%	6-9	66.7%
2nd FG%	17-31	54.8%
3PT%	3-7	42.9%
FT%	9-12	75%
GM FG%	28-63	44.4%
3PT%	4-18	22.2%
FT%	15-21	71.4%

Dead Ball Rebounds: 2, 0

South Carolina - 66 Record: 3-3

NO.	Name		Min	FG M-A	3P M-A	FT M-A	Rebounds OR	DR	TOT	Fouls PF	FD	TP	AS	TO	ST	Blocks BS	BA	+/-
5	Nick Pringle	F	18:43	4-7	0-0	1-1	0	3	3	4	1	9	0	0	0	0	1	-25
10	Myles Stute	F	26:02	3-5	2-4	0-0	0	2	2	3	0	8	1	1	0	0	0	-4
30	Collin Murray-Boyles	F	28:49	4-5	0-0	5-7	1	5	6	5	6	13	2	3	2	3	0	-3
1	Jacobi Wright	G	28:17	4-8	0-2	2-2	0	4	4	2	1	10	1	1	0	0	0	-8
6	Jamarii Thomas	G	33:41	3-10	1-3	4-6	0	6	6	3	3	11	2	2	0	0	2	-13
2	Zachary Davis		26:13	3-8	0-1	2-2	2	2	4	1	1	8	2	0	2	0	0	8
15	Morris Ugusuk		12:38	0-3	0-3	0-0	0	2	2	0	1	0	0	1	0	0	0	-1
23	Cam Scott		18:08	1-4	0-2	2-2	0	1	1	0	2	4	0	1	0	0	0	-3
31	Benjamin Bosmans-Verdonk		01:58	0-2	0-0	0-0	0	0	0	0	0	0	0	0	0	0	1	2
0	Jordan Butler		05:31	1-2	1-2	0-0	0	0	0	1	0	3	0	0	0	0	1	2
Team							1	2	3			0		1				
Totals				23-54	4-17	16-20	4	27	31	19	15	66	8	12	4	4	4	-9

Technical Fouls: Wright 2nd 16:51

Shooting By Period		
1st FG%	11-23	47.8%
3PT%	3-9	33.3%
FT%	9-12	75%
2nd FG%	12-31	38.7%
3PT%	1-8	12.5%
FT%	7-8	87.5%
GM FG%	23-54	42.6%
3PT%	4-17	23.5%
FT%	16-20	80.0%

Dead Ball Rebounds: 2, 0

	XUM	SCA
Biggest lead	11 (2nd 6:51)	10 (1st 11:34)
Best Scoring Run	8 (1st 9:44)	17 (1st 11:34)
Lead Changes	2	
Times Tied	3	
Time with Lead	19:29	18:10

Points from	XUM	SCA
Turnovers	20	8
Paint	42	34
Second Chance	12	6
Fast Breaks	21	10
Bench	12	15

Period by Period Scoring	1st	2nd	TOT
XUM	29	46	75
SCA	34	32	66

LIVESTATS BY GAMECOCK SPORTS

GAME 7 vs. Virginia Tech

South Carolina 70, Virginia Tech 60

Fort Myers, Fla.
Suncoast Credit Union Arena
Nov. 27, 2024

Gamecocks hit 11 triples with six different players hitting a 3

FORT MYERS, Fla. (AP) — Collin Murray-Boyles had 16 points and eight rebounds to lead South Carolina past Virginia Tech 70-60 on Wednesday night in the third-place game of the Beach Division at the Fort Myers Tip-Off.

Zachary Davis and Morris Ugusuk added 12 points each for the Gamecocks (4-3).

Jaydon Young scored 12 points and Jaden Schutt 11 for the Hokies (3-4). Tobi Lawal and Brandon Rechsteiner each added 10 points.

Six of Virginia Tech's first 11 baskets in the second half were 3-pointers as the Hokies cut into an eight-point halftime deficit. South Carolina led 57-53 with 5 1/2 minutes to go before holding Virginia Tech scoreless for the next 4 1/2 minutes.

South Carolina led 62-53 with a minute to go and a three-point play by Murray-Boyles wrapped it up with 49 seconds remaining. The Gamecocks led 65-55 at that point and made 5 of 6 free throws to finish the game.

South Carolina led 10-9 about six minutes into the game before the Gamecocks scored 10 of the next 11 points for a 20-10 lead. A few minutes later Ben Burnham hit a 3-pointer to get the Hokies within five but the Gamecocks hit three of their last four shots to lead 33-25 at halftime.

GAME 8 at Boston College

South Carolina 73, Boston College 51

Chestnut Hill, Mass.
Conte Forum
Dec. 3, 2024

CMB has 16 & 14 as Carolina shoots above 50.0% from 3

CHESTNUT HILL, Mass. (AP) — Collin Murray-Boyles scored 16 points and grabbed 14 rebounds as South Carolina beat Boston College 73-51 on Tuesday in an SEC/ACC Challenge contest.
Nick Pringle added 11 points for South Carolina.

Boston College's Chad Venning made his first three shots to give the Eagles a 6-2 lead. Murray-Boyles scored the games first basket with a dunk and added a 3-pointer to reduce South Carolina's deficit to 6-5. Jamarii Thomas made 1 of 2 foul shots with 16:44 to knot it, and after a little more than two minutes of scoreless play, Murray-Boyles threw down another dunk and the Gamecocks led the rest of the way.

Elijah Strong made a 3 to bring the Eagles within 14:13 with 10:22 before halftime. From there, South Carolina (5-3) outscored the Eagles 22-6 to close the half for a 36-19 lead. In the second half, the Gamecocks reached their first 20-plus point lead when Myles Stute made a 3 with 8:46 left.

Venning scored 12 points for Boston College (6-3).

Before Tuesday, Boston College and South Carolina last met on Jan. 1, 2011 in Columbia, South Carolina.

Tuesday's game was the fourth all-time matchup between the two programs. The Gamecocks' win evened the series at 2-2.

GAME 9 vs. East Carolina

South Carolina 75, East Carolina 68

Columbia, S.C.
Colonial Life Arena
Dec. 7, 2024

Thomas scores season-high 22 points as Gamecocks hit 12 3s

COLUMBIA, S.C. (AP) — Jamarii Thomas and Morris Ugusuk each hit three of South Carolina's eight second-half 3-pointers as the Gamecocks erased a five-point halftime deficit to post a 75-68 win over East Carolina on Saturday.

South Carolina hit 17 of 25 from the field (68%), including 8 of 12 from beyond the arc (66.7%) over the final 20 minutes to earn its third straight win.

East Carolina led by five at halftime and pushed it to 34-27 on an RJ Felton jumper to start the second half, but Collin Murray-Boyles converted three straight layups, Jamarii Thomas hit a jumper and Jacobi Wright hit from deep as the Gamecocks went on a 17-0 run to take a double-digit lead. After C.J. Walker hit two from the line to get the Pirates within 48-42, Ugusuk and Thomas each hit two 3-pointers to fuel a 17-3 run for a 62-45 lead with eight minutes left.

Thomas knocked down five 3-pointers and scored 22 points to lead South Carolina (6-3).

Murray-Boyles was 10-for-10 from the field to score 20 points and had 10 rebounds. Zachary Davis added 10 points and Nick Pringle grabbed 10 rebounds. The Gamecocks shot 54% from the field for the game (27-for-50), including 12 of 23 from distance.

Jordan Riley led East Carolina (7-3) with 18 points. Felton finished with 15 points, five rebounds, three assists and two steals and Walker added 14 points with six rebounds.

GAME 7

Official Basketball Box Score - Final
South Carolina at Virginia Tech
11/27/24 Suncoast Credit Union Arena, Fort Myers, Fla.
2024-25 Men's Basketball

Game Time: 6:00 PM
Game Duration: 2:03
Attendance: 3,500

Officials: Lee Cassell, KB Burdett, Tim Comer

South Carolina - 70 Record: 4-3

NO. Name		Min	FG M-A	3P M-A	FT M-A	Reb OR	Reb DR	Reb TOT	Fouls PF	Fouls FD	TP	AS	TO	ST	Blocks BS	Blocks BA	+/-
5 Nick Pringle	F	16:28	1-2	0-0	0-0	1	5	6	3	2	2	2	0	0	0	0	5
10 Myles Stute	F	19:53	1-4	1-4	1-2	1	0	1	1	2	4	1	1	0	0	0	-7
30 Collin Murray-Boyles	F	32:52	7-12	0-3	2-4	3	5	8	2	8	16	2	4	3	2	1	3
1 Jacobi Wright	G	29:37	1-5	1-4	4-6	0	3	3	3	3	7	2	1	0	0	0	9
6 Jamarii Thomas	G	25:37	2-7	2-6	3-5	0	1	1	3	3	9	0	1	0	0	0	13
2 Zachary Davis		27:11	4-8	1-2	3-4	2	5	7	0	2	12	3	2	0	0	1	5
15 Morris Ugusuk		24:54	4-7	4-7	0-0	1	2	3	0	0	12	1	0	1	0	0	15
23 Cam Scott		14:53	1-5	0-4	0-0	0	2	2	0	0	2	1	0	0	0	0	-1
0 Jordan Butler		08:35	2-2	2-2	0-0	0	1	1	0	0	6	1	0	0	1	0	8
Team						1	4	5			0		1				
Totals			23-52	11-32	13-21	9	28	37	12	20	70	13	10	4	3	2	10

Shooting By Period		
1st FG%	13-28	46.4%
3PT%	6-17	35.3%
FT%	1-2	50%
2nd FG%	10-24	41.7%
3PT%	5-15	33.3%
FT%	12-19	63.2%
GM FG%	23-52	44.2%
3PT%	11-32	34.4%
FT%	13-21	61.9%

Dead Ball Rebounds: 2, 0

Technical Fouls::NONE

Virginia Tech - 60 Record: 3-4

NO. Name		Min	FG M-A	3P M-A	FT M-A	Reb OR	Reb DR	Reb TOT	Fouls PF	Fouls FD	TP	AS	TO	ST	Blocks BS	Blocks BA	+/-
1 Tobi Lawal	F	21:12	4-7	0-1	2-4	2	4	6	4	2	10	0	0	0	0	1	-4
34 Mylyjael Poteat	F	22:12	0-4	0-0	1-2	1	6	7	4	2	1	1	2	0	0	0	-3
2 Jaden Schutt	G	29:54	3-9	2-4	3-3	0	4	4	1	2	11	2	1	2	0	0	-8
7 Brandon Rechsteiner	G	30:03	4-13	2-5	0-0	0	3	3	2	3	10	4	1	0	0	0	-8
10 Tyler Johnson	G	17:51	2-5	0-0	0-0	0	1	1	1	1	4	1	1	0	0	1	-1
5 Patrick Wessler		10:43	2-3	0-0	0-0	1	0	1	2	0	4	0	0	1	1	1	-8
3 Jaydon Young		28:14	5-9	2-5	0-0	0	3	3	4	0	12	1	0	0	0	0	-5
11 Ben Hammond		15:04	0-4	0-1	0-0	0	2	2	0	0	0	1	1	1	0	0	-7
13 Ben Burnham		22:18	3-5	2-2	0-0	0	1	1	2	2	8	0	3	1	1	0	-7
22 Connor Serven		02:29	0-0	0-0	0-0	0	1	1	0	0	0	0	0	0	0	0	1
Team						5	1	6			0		0				
Totals			23-59	8-18	6-9	9	26	35	20	12	60	10	9	5	2	3	-10

Shooting By Period		
1st FG%	9-25	36.0%
3PT%	2-5	40.0%
FT%	5-7	71.4%
2nd FG%	14-34	41.2%
3PT%	6-13	46.2%
FT%	1-2	50%
GM FG%	23-59	39.0%
3PT%	8-18	44.4%
FT%	6-9	66.7%

Dead Ball Rebounds: 2, 0

Technical Fouls::NONE

	SC	VT
Biggest lead	11 (2nd 19:20)	4 (1st 18:55)
Best Scoring Run	8(1st 15:36)	8(2nd 12:14)
Lead Changes	1	
Times Tied	0	
Time with Lead	36:26	03:00

Points from	SC	VT
Turnovers	7	4
Paint	22	26
Second Chance	12	8
Fast Breaks	12	14
Bench	32	24

Period by Period Scoring	1st	2nd	TOT
SC	33	37	70
VT	25	35	60

GAME 8

Official Basketball Box Score - Final
South Carolina at Boston College
12/03/24 Silvio O. Conte Forum, Chestnut Hill, Mass.
South Carolina at Boston College

Game Time: 7:00 PM
Game Duration: 2:02
Attendance: 4,607

Officials: Bert Smith, A.J. Desai, Kipp Kissinger

South Carolina - 73 Record: 5-3

NO. Name		Min	FG M-A	3P M-A	FT M-A	Reb OR	Reb DR	Reb TOT	Fouls PF	Fouls FD	TP	AS	TO	ST	Blocks BS	Blocks BA	+/-
5 Nick Pringle	F	18:56	3-5	0-0	5-6	1	3	4	2	4	11	1	1	0	0	0	9
10 Myles Stute	F	23:45	2-6	2-5	2-2	1	4	5	2	3	8	1	0	0	1	1	12
30 Collin Murray-Boyles	F	28:04	7-14	1-2	1-3	1	13	14	1	4	16	2	5	1	0	0	13
1 Jacobi Wright	G	25:52	2-3	1-1	3-4	0	1	1	2	2	8	3	2	1	0	0	12
6 Jamarii Thomas	G	29:02	2-9	1-4	3-4	0	3	3	4	2	8	5	1	0	0	4	19
2 Zachary Davis		26:37	2-2	1-1	3-6	0	3	3	2	5	8	0	0	1	0	0	18
15 Morris Ugusuk		21:01	3-4	3-3	0-0	0	1	1	1	1	9	1	0	0	0	0	15
0 Jordan Butler		06:45	1-2	1-2	0-0	0	0	0	2	0	3	1	0	0	0	0	3
23 Cam Scott		11:34	0-2	0-0	0-0	0	0	0	0	0	0	2	0	0	0	0	4
31 Benjamin Bosmans-Verdonk		06:17	1-2	0-0	0-0	1	1	2	1	0	2	0	1	0	0	0	7
21 Arden Conyers		01:30	0-1	0-1	0-0	0	1	1	0	0	0	0	0	0	0	0	-1
13 Austin Herro		00:37	0-0	0-0	0-0	0	0	0	1	0	0	0	0	0	0	0	-1
Team						2	1	3			0		0				
Totals			23-50	10-19	17-25	6	31	37	18	21	73	16	10	3	1	5	22

Shooting By Period		
1st FG%	12-28	42.9%
3PT%	3-10	30.0%
FT%	9-14	64.3%
2nd FG%	11-22	50.0%
3PT%	7-9	77.8%
FT%	8-11	72.7%
GM FG%	23-50	46.0%
3PT%	10-19	52.6%
FT%	17-25	68.0%

Dead Ball Rebounds: 5, 0

Technical Fouls::NONE

Boston College - 51 Record: 6-3

NO. Name		Min	FG M-A	3P M-A	FT M-A	Reb OR	Reb DR	Reb TOT	Fouls PF	Fouls FD	TP	AS	TO	ST	Blocks BS	Blocks BA	+/-
31 Elijah Strong	F	23:30	1-4	1-2	2-2	2	3	5	3	3	5	2	2	0	0	1	-11
32 Chad Venning	F	26:22	6-12	0-0	0-1	2	4	6	5	2	12	0	1	0	3	0	-12
00 Chas Kelley III	G	23:51	1-7	0-5	3-6	1	4	5	1	6	5	4	1	2	1	0	-13
1 Dion Brown	G	20:00	3-4	0-1	0-0	0	0	0	4	0	6	0	0	0	0	0	-4
13 Donald Hand Jr.	G	29:46	3-9	1-3	3-4	0	7	7	2	3	10	0	1	1	1	0	-13
5 Fred Payne		15:44	0-5	0-1	0-0	1	1	2	1	0	0	0	1	0	0	0	-14
3 Roger McFarlane		15:12	1-4	0-1	0-0	1	0	1	0	1	2	0	0	0	0	0	-12
7 Joshua Beadle		16:35	2-7	0-1	1-3	2	1	3	2	2	5	1	2	0	0	0	-12
8 Kany Tchanda		09:56	1-3	0-2	0-0	1	1	2	1	0	2	0	0	0	0	0	-6
22 Jayden Hastings		13:38	1-2	0-0	0-0	1	1	2	2	0	2	0	2	0	0	0	-10
10 Luka Toews		05:26	0-0	0-0	2-2	0	0	0	0	1	2	0	0	1	0	0	-3
Team						0	2	2			0		1				
Totals			19-57	2-16	11-18	11	24	35	21	18	51	7	11	4	5	1	-22

Shooting By Period		
1st FG%	8-28	28.6%
3PT%	1-8	12.5%
FT%	2-3	66.7%
2nd FG%	11-29	37.9%
3PT%	1-8	12.5%
FT%	9-15	60%
GM FG%	19-57	33.3%
3PT%	2-16	12.5%
FT%	11-18	61.1%

Dead Ball Rebounds: 3, 0

Technical Fouls::NONE

	SC	BC
Biggest lead	24 (2nd 3:10)	4 (1st 17:40)
Best Scoring Run	11(1st 1:40)	6(1st 17:40)
Lead Changes	2	
Times Tied	2	
Time with Lead	34:55	02:12

Points from	SC	BC
Turnovers	1	6
Paint	26	30
Second Chance	7	11
Fast Breaks	0	5
Bench	22	13

Period by Period Scoring	1st	2nd	TOT
SC	36	37	73
BC	19	32	51

GAME 9

Official Basketball Box Score - Final
East Carolina at South Carolina
12/07/24 Colonial Life Arena, Columbia
2024-25 South Carolina Men's Basketball

Game Time: 2:00 PM
Game Duration: 1:57
Attendance: 10,997

Officials: Don Daily, Vladimir Voyard-Tadal, Shane Land

East Carolina - 68 Record: 7-3

NO. Name		Min	FG M-A	3P M-A	FT M-A	Reb OR	Reb DR	Reb TOT	Fouls PF	Fouls FD	TP	AS	TO	ST	Blocks BS	Blocks BA	+/-
14 C.J. Walker	F	32:20	5-11	0-0	4-4	4	2	6	4	2	14	1	0	1	1	0	-11
24 Trevion LaBeaux	F	17:52	1-1	0-0	0-0	0	4	4	1	0	2	0	0	0	0	0	-12
1 Cam Hayes	G	35:37	4-9	1-4	0-0	0	3	3	1	2	9	1	2	1	0	0	-5
3 RJ Felton	G	35:54	6-15	1-4	2-3	1	4	5	2	2	15	3	2	2	0	0	-6
12 Jordan Riley	G	29:30	7-10	0-3	4-7	2	2	4	1	4	18	1	1	0	0	0	-5
0 Jayshayne Woodard		18:37	2-3	0-0	0-0	0	0	0	2	1	4	2	0	2	2	0	1
23 Reid Cason		05:50	0-1	0-0	0-0	0	1	1	1	0	0	0	0	0	0	1	0
2 Julien Soumaoro		04:23	0-1	0-0	0-0	0	0	0	1	0	0	1	0	0	0	0	-2
4 Yann Farell		19:57	2-4	2-3	0-0	0	2	2	2	1	6	0	0	1	0	0	5
Team						2	0	2			0		1				
Totals			27-55	4-14	10-14	9	18	27	15	12	68	9	6	7	3	1	-7

Shooting By Period		
1st FG%	14-27	51.9%
3PT%	1-6	16.7%
FT%	3-5	60%
2nd FG%	13-28	46.4%
3PT%	3-8	37.5%
FT%	7-9	77.8%
GM FG%	27-55	49.1%
3PT%	4-14	28.6%
FT%	10-14	71.4%

Dead Ball Rebounds: 1, 1

Technical Fouls: NONE

South Carolina - 75 Record: 6-3

NO. Name		Min	FG M-A	3P M-A	FT M-A	Reb OR	Reb DR	Reb TOT	Fouls PF	Fouls FD	TP	AS	TO	ST	Blocks BS	Blocks BA	+/-
5 Nick Pringle	F	25:54	2-3	0-0	4-4	3	7	10	2	4	8	1	1	0	0	0	5
10 Myles Stute	F	18:38	0-3	0-3	0-0	0	2	2	2	0	0	2	1	1	0	0	11
30 Collin Murray-Boyles	F	33:51	10-10	0-0	0-2	1	9	10	2	2	20	2	0	0	1	0	14
1 Jacobi Wright	G	28:12	2-9	2-5	0-0	0	2	2	1	1	6	1	0	0	0	2	8
6 Jamarii Thomas	G	35:29	7-14	5-8	3-7	0	0	0	0	4	22	7	3	0	0	0	14
2 Zachary Davis		28:07	3-5	2-2	2-4	1	2	3	2	2	10	2	3	0	0	1	-5
15 Morris Ugusuk		20:03	3-4	3-4	0-0	0	0	0	1	1	9	2	0	0	0	0	-10
23 Cam Scott		09:46	0-2	0-1	0-0	0	0	0	2	1	0	2	0	0	0	0	-2
Team						3	0	3			0		2				
Totals			27-50	12-23	9-17	8	22	30	12	15	75	19	10	1	1	3	7

Shooting By Period		
1st FG%	10-25	40.0%
3PT%	4-11	36.4%
FT%	3-6	50%
2nd FG%	17-25	68.0%
3PT%	8-12	66.7%
FT%	6-11	54.5%
GM FG%	27-50	54.0%
3PT%	12-23	52.2%
FT%	9-17	52.9%

Dead Ball Rebounds: 4, 0

Technical Fouls: NONE

	ECU	USC
Biggest lead	11 (1st 8:37)	17 (2nd 8:02)
Best Scoring Run	10 (1st 9:15)	17 (2nd 13:43)
Lead Changes	2	
Times Tied	3	
Time with Lead	18:12	18:23

Points from	ECU	USC
Turnovers	12	13
Paint	44	30
Second Chance	6	13
Fast Breaks	4	2
Bench	10	19

Period by Period Scoring	1st	2nd	TOT
ECU	32	36	68
USC	27	48	75

73

53

GAME 10 vs. USC Upstate

Columbia, S.C.
Colonial Life Arena
Dec. 14, 2014
Pringle ties career-high with 19 points against Spartans

COLUMBIA, S.C. – South Carolina used a strong inside presence to defeat USC Upstate, 73-53, on Saturday at Colonial Arena. It marked the Gamecocks' fourth-straight win and the team's fifth-straight home victory dating back to Nov. 8 against SC State.

Graduate transfer Nick Pringle matched his career-high with 19 points and six rebounds to lead the way. He was 8-of-10 from the floor with a trio of dunks. Sophomore forward Collin Murray-Boyles had another double-double finishing with 13 points and 11 rebounds.

Senior transfer Jamarii Thomas (11) and senior Jacobi Wright (10) also scored in double figures for Carolina. Wright matched his career high with six assists.

The Gamecock defense forced 15 turnovers and held Upstate below 40.0% shooting. The Spartans made just one 3-pointer in the game.

Carolina led by seven at the break and outscored the Spartans 38-25 the final 20 minutes.

91

88

GAME 11 vs. #25/RV Clemson

Columbia, S.C.
Colonial Life Arena
Dec. 17, 2024
Murray-Boyles (22) & Stute (19) lead SC in all-time classic

COLUMBIA, S.C. (AP) — Collin Murray-Boyles scored 22 points and Morris Ugusuk hit a 3-pointer in overtime to give South Carolina the lead for good in a 91-88 victory over rival No. 25 Clemson on Tuesday night.

South Carolina (8-3) seemed to have things in hand, ahead 76-69 in the final two minutes of regulation. But Chase Hunter had three 3-pointers down the stretch, including a bank shot with 0.3 seconds left that tied it at 80 and forced the extra period.

Ugusuk hit a 3-pointer and Murray-Boyles followed with a pair of foul shots to extend the lead.

Duke transfer Christian Reeves had two foul shots for Clemson (9-3) down 89-87 with 3.7 seconds to go. But he missed the first one and his line drive attempt banked in. Jamarii Thomas was quickly fouled by the Tigers and made both.

Hunter's floating 3-pointer at the buzzer came up short as South Carolina won its fifth straight. Hunter finished with 27 points and Schieffelin had 23 points and 12 rebounds before fouling out in overtime.

Stute finished with 19 points for the Gamecocks.

TAKEAWAYS

Clemson: The Tigers made the rankings with a splashy, 80-76 win over top-5 Kentucky earlier this month. But they have lost two straight and will likely fall from the rankings.

South Carolina: The Gamecocks are finding their stride with five straight victories, including three over ACC opponents in that stretch.

74

48

GAME 12 vs. Radford

Columbia, S.C.
Colonial Life Arena
Dec. 22, 2024
Gameccocks close final 10:06 of game on 23-2 run

COLUMBIA, S.C. (AP) — Jamarii Thomas knocked down four 3-pointers and scored 18 points to help power South Carolina to a 74-48 win over Radford on Sunday.

The Gamecocks, coming off a 91-88 win over No. 25 Clemson, won their sixth straight and seventh in eight games at home.

Radford held a 36-30 lead at intermission and Jonas Sirtautas' jumper gave the Highlanders a 40-35 lead with 16:34 left but South Carolina closed the game on a 39-8 run.

South Carolina converted 25 of 27 from the free throw line but was 20 of 51 from the field (39.2%), including 9 of 30 from beyond the arc. Collin Murray-Boyles had 15 points and grabbed seven rebounds with three assists, a steal and four blocked shots. Nick Pringle went 10-for-10 at the line and pulled down eight rebounds with four assists.

TJ NeSmith came off the bench to hit 5 of 8 from the floor and 4-for-4 from the free throw line to lead Radford (10-5). Jarvis Moss added 10 points. The Highlanders went to the free throw line just 13 times, converting 8, and were outrebounded 42-24, managing just six rebounds off the offensive glass.

South Carolina will host Presbyterian on Dec. 30 in its final nonconference game.

GAME 10

Official Basketball Box Score - Final
USC Upstate at South Carolina
12/14/24 Colonial Life Arena, Columbia
2024-25 South Carolina Men's Basketball

Game Time: 2:00 PM
Game Duration: 2:07
Attendance: 11,092

Officials: Chuck Jones, Landon Brandes, Erroll Lewis

USC Upstate - 53 Record: 4-9

NO.	Name		Min	FG M-A	3P M-A	FT M-A	Rebounds OR	DR	TOT	Fouls PF	FD	TP	AS	TO	ST	Blocks BS	BA	+/-
8	Nic Book	F	18:12	4-7	0-0	0-0	2	1	3	3	0	8	1	1	0	0	1	-11
3	Brit Harris	G	10:19	2-3	0-0	0-0	0	3	3	0	0	4	0	0	0	0	0	-8
4	Carmelo Adkins	G	37:52	2-4	0-1	0-0	0	5	5	0	0	4	0	1	2	0	0	-20
5	Mister Dean	G	17:16	0-6	0-0	1-4	3	1	4	4	3	1	2	1	2	1	1	-5
11	Karmani Gregory	G	35:57	4-16	0-2	0-1	0	1	1	0	3	8	3	3	1	0	0	-16
12	Breylin Garcia		26:22	7-12	0-0	4	9	13	4	0	14	2	2	1	1	2	-10
0	Andrew McConnell		10:00	1-3	0-2	3-4	0	1	1	3	2	5	0	2	0	0	0	-10
2	Isaiah Skinner		22:39	1-4	1-3	2-2	2	0	2	2	2	5	0	1	0	2	0	-13
24	Chico Johnson		10:31	1-4	0-1	0-0	0	1	1	1	0	2	0	2	2	0	1	-9
22	Daniel Helterhoff		08:14	1-2	0-1	0-0	0	2	2	2	0	2	0	0	0	0	0	2
21	CJ Rich		02:38	0-0	0-0	0-0	0	0	0	0	0	0	0	1	0	0	0	0
Team							2	1	3			0		1				
Totals				23-61	1-10	6-11	13	25	38	19	10	53	8	15	8	4	5	-20

Technical Fouls: NONE

Shooting By Period		
1st FG%	12-30	40.0%
3PT%	1-6	16.7%
FT%	3-5	60%
2nd FG%	11-31	35.5%
3PT%	0-4	0.0%
FT%	3-6	50%
GM FG%	23-61	37.7%
3PT%	1-10	10.0%
FT%	6-11	54.5%

Dead Ball Rebounds: 1, 0

South Carolina - 73 Record: 7-3

NO.	Name		Min	FG M-A	3P M-A	FT M-A	Rebounds OR	DR	TOT	Fouls PF	FD	TP	AS	TO	ST	Blocks BS	BA	+/-
5	Nick Pringle	F	24:39	8-10	0-0	3-3	2	4	6	2	6	19	0	1	0	2	0	19
10	Myles Stute	F	22:31	0-3	0-3	0-0	1	1	2	0	0	0	1	1	0	0	0	14
30	Collin Murray-Boyles	F	32:00	5-10	0-1	3-6	2	9	11	1	4	13	3	1	3	2	0	19
1	Jacobi Wright	G	23:35	3-8	2-3	2-2	1	1	2	1	1	10	6	2	0	0	1	7
6	Jamarii Thomas	G	31:10	4-10	2-6	1-2	0	3	3	3	1	11	3	0	2	0	1	16
15	Morris Ugusuk		21:30	0-2	0-1	2-2	1	1	2	0	1	2	1	0	1	0	0	17
2	Zachary Davis		14:28	3-7	1-3	2-2	0	2	2	1	1	9	0	2	1	0	0	8
0	Jordan Butler		07:22	0-2	0-2	1-2	0	1	1	0	2	1	0	0	1	0	0	-5
23	Cam Scott		16:45	2-4	0-0	3-4	1	3	4	2	2	7	0	1	0	0	1	7
31	Benjamin Bosmans-Verdonk		02:38	0-1	0-0	1-2	1	1	2	0	1	1	0	0	0	0	1	0
21	Arden Conyers		02:18	0-1	0-0	0-0	1	0	1	0	0	0	0	0	0	1	0	0
13	Austin Herro		01:04	0-1	0-0	0-0	0	0	0	0	0	0	0	0	0	0	0	-2
Team							1	3	4			0		0				
Totals				25-59	5-19	18-25	11	29	40	10	19	73	14	8	8	5	4	20

Technical Fouls: NONE

Shooting By Period		
1st FG%	13-33	39.4%
3PT%	4-13	30.8%
FT%	5-8	62.5%
2nd FG%	12-26	46.2%
3PT%	1-6	16.7%
FT%	13-17	76.5%
GM FG%	25-59	42.4%
3PT%	5-19	26.3%
FT%	18-25	72.0%

Dead Ball Rebounds: 5, 0

	UPS	USC
Biggest lead	2 (1st 19:32)	23 (2nd 6:25)
Best Scoring Run	7 (1st 0:05)	8 (2nd 9:02)
Lead Changes	1	
Times Tied	2	
Time with Lead	00:53	37:13

Points from	UPS	USC
Turnovers	2	17
Paint	40	32
Second Chance	11	9
Fast Breaks	6	4
Bench	28	20

Period by Period Scoring	1st	2nd	TOT
UPS	28	25	53
USC	35	38	73

GAMECOCK. MEN'S BASKETBALL

GAME 11

Official Basketball Box Score - Final
#25 Clemson at South Carolina
12/17/24 Colonial Life Arena, Columbia
2024-25 South Carolina Men's Basketball

Game Time: 7:00 PM
Game Duration: 2:38
Attendance: 12,780

Officials: Pat Adams, Joe Lindsay, William Covington

#25 Clemson - 88 Record: 9-3

NO.	Name		Min	FG M-A	3P M-A	FT M-A	Rebounds OR	DR	TOT	Fouls PF	FD	TP	AS	TO	ST	Blocks BS	BA	+/-
0	Viktor Lakhin	F	15:22	1-7	0-1	2-2	3	3	6	5	1	4	1	2	0	0	1	-2
4	Ian Schieffelin	F	38:47	8-11	1-1	6-7	3	9	12	5	5	23	0	3	1	0	0	2
7	Chauncey Wiggins	F	30:16	3-8	1-4	0-0	2	1	3	1	4	7	1	0	0	0	1	-6
1	Chase Hunter	G	41:23	9-18	5-8	4-4	0	0	0	1	2	27	3	1	1	0	0	-4
11	Jaeden Zackery	G	33:18	3-8	1-3	3-3	0	0	0	5	4	10	3	2	1	0	1	-4
2	Dillon Hunter		19:43	3-6	0-2	0-0	0	3	3	3	0	6	3	1	1	0	1	13
6	Myles Foster		01:40	0-0	0-0	0-0	0	0	0	0	1	0	0	0	0	0	0	-1
10	Del Jones		10:44	0-0	0-0	0-0	0	0	0	0	1	0	0	1	0	0	0	-11
14	Christian Reeves		07:25	0-1	0-0	1-2	0	1	1	0	1	1	0	0	0	2	0	-4
3	Jake Heidbreder		26:19	3-5	1-2	3-3	0	2	2	3	2	10	2	0	3	0	0	3
32	Daniel Nauseef		00:01	0-0	0-0	0-0	0	0	0	0	0	0	0	0	0	0	0	1
5	Asa Thomas		00:04	0-0	0-0	0-0	0	0	0	0	0	0	0	0	0	0	0	-2
Team							0	1	1				0					
Totals				30-64	9-21	19-21	8	20	28	23	21	88	13	10	7	2	4	-3

Technical Fouls: Schieffelin 2nd 2:46

Shooting By Period		
1st FG%	9-29	31.0%
3PT%	1-7	14.3%
FT%	7-7	100%
2nd FG%	19-30	63.3%
3PT%	7-11	63.6%
FT%	9-10	90%
OT FG%	2-5	40.0%
3PT%	1-3	33.3%
FT%	3-4	75%
GM FG%	30-64	46.9%
3PT%	9-21	42.9%
FT%	19-21	90.5%

Dead Ball Rebounds: 1, 0

South Carolina - 91 Record: 8-3

NO.	Name		Min	FG M-A	3P M-A	FT M-A	Rebounds OR	DR	TOT	Fouls PF	FD	TP	AS	TO	ST	Blocks BS	BA	+/-
5	Nick Pringle	F	26:32	7-8	0-0	4-7	1	4	5	5	4	18	2	1	0	1	1	3
10	Myles Stute	F	38:35	7-9	5-7	0-0	2	3	5	0	3	19	2	2	0	1	0	8
30	Collin Murray-Boyles	F	28:31	8-10	0-0	6-6	3	6	9	5	5	22	4	3	1	2	0	-1
1	Jacobi Wright	G	40:48	4-9	1-2	0-2	0	2	2	2	1	9	2	1	0	0	0	4
6	Jamarii Thomas	G	40:52	2-11	0-5	7-10	2	5	7	2	6	11	3	3	3	0	0	-1
2	Zachary Davis		08:10	0-1	0-0	0-0	0	0	0	4	0	0	0	0	0	0	0	-10
15	Morris Ugusuk		31:25	2-8	1-3	3-5	1	0	1	2	2	8	3	1	0	0	1	11
23	Cam Scott		05:57	0-1	0-0	0-0	0	1	1	0	0	0	0	0	0	0	0	3
31	Benjamin Bosmans-Verdonk		02:14	0-1	0-0	0-0	1	0	1	0	0	0	0	0	0	0	0	-4
0	Jordan Butler		00:57	0-0	0-0	4-4	0	1	1	1	2	4	0	0	0	0	0	2
Team							1	2	3			0		1				
Totals				30-58	7-17	24-34	11	24	35	21	23	91	16	12	4	4	2	3

Technical Fouls: NONE

Shooting By Period		
1st FG%	11-29	37.9%
3PT%	4-10	40.0%
FT%	8-10	80%
2nd FG%	16-22	72.7%
3PT%	2-3	66.7%
FT%	12-20	60%
OT FG%	3-7	42.9%
3PT%	1-4	25.0%
FT%	4-4	100%
GM FG%	30-58	51.7%
3PT%	7-17	41.2%
FT%	24-34	70.6%

Dead Ball Rebounds: 7, 3

	CLE	USC
Biggest lead	2 (2nd 7:39)	14 (1st 7:23)
Best Scoring Run	14 (1st 3:39)	11 (1st 7:23)
Lead Changes	4	
Times Tied	9	
Time with Lead	02:01	38:35

Points from	CLE	USC
Turnovers	22	13
Paint	38	40
Second Chance	7	13
Fast Breaks	19	9
Bench	17	12

Period by Period Scoring	1st	2nd	OT1	TOT
CLE	26	54	8	88
USC	34	46	11	91

GAMECOCK. MEN'S BASKETBALL

GAME 12

Official Basketball Box Score - Final
Radford at South Carolina
12/22/24 Colonial Life Arena, Columbia
2024-25 South Carolina Men's Basketball

Game Time: 2:00 PM
Game Duration: 1:56
Attendance: 10,831

Officials: Doug Shows, Courtney Green, Anthony Eades

Radford - 48 Record: 10-5

NO.	Name		Min	FG M-A	3P M-A	FT M-A	Rebounds OR	DR	TOT	Fouls PF	FD	TP	AS	TO	ST	Blocks BS	BA	+/-
5	Josiah Harris	F	21:29	3-7	0-0	2-5	1	4	5	4	4	8	0	0	1	1	0	-23
6	Isaiah Gaines	F	12:34	0-1	0-0	0-0	2	1	3	3	1	0	3	0	1	0	1	-2
54	Ibu Yamazaki		22:04	2-4	0-0	0-0	0	1	1	2	0	4	0	0	0	0	0	-8
0	Brandon Maclin	G	28:18	2-5	0-2	0-2	0	1	1	1	3	4	2	3	2	0	0	-15
11	Jarvis Moss	G	31:09	3-10	2-6	2-2	0	4	4	0	3	10	2	1	2	1	0	-16
4	Truth Harris		14:05	0-5	0-1	0-0	0	0	0	0	4	0	0	0	0	0	2	-9
23	TJ NeSmith		20:00	5-8	0-0	4-4	2	3	5	2	2	14	0	2	0	0	0	-8
1	Zion Walker		19:30	2-7	0-1	0-0	0	0	0	0	1	4	0	1	0	0	0	-21
32	David Early		06:55	0-1	0-1	0-0	0	0	0	0	0	0	0	1	0	0	0	-5
7	Jonas Sirtautas		11:14	2-3	0-0	0-0	0	1	1	1	0	4	0	0	0	0	1	-13
34	Xavier Foster		08:29	0-2	0-0	0-0	1	0	1	3	0	0	2	1	0	1	2	-5
10	Tony Felder		02:46	0-1	0-1	0-0	0	1	1	0	0	0	0	0	0	0	0	-4
2	Chace Davis		01:27	0-1	0-0	0-0	0	1	1	0	0	0	0	0	0	0	0	-1
Team							0	1	1			0		0				
Totals				19-55	2-12	8-13	6	18	24	21	13	48	10	8	7	3	6	-26

Technical Fouls: NONE

Shooting By Period		
1st FG%	14-31	45.2%
3PT%	2-7	28.6%
FT%	6-7	85.7%
2nd FG%	5-24	20.8%
3PT%	0-5	0.0%
FT%	2-6	33.3%
GM FG%	19-55	34.5%
3PT%	2-12	16.7%
FT%	8-13	61.5%

Dead Ball Rebounds: 3, 1

South Carolina - 74 Record: 9-3

NO.	Name		Min	FG M-A	3P M-A	FT M-A	Rebounds OR	DR	TOT	Fouls PF	FD	TP	AS	TO	ST	Blocks BS	BA	+/-
5	Nick Pringle	F	27:15	1-1	0-0	10-10	2	6	8	3	6	12	4	1	0	1	0	14
10	Myles Stute	F	30:17	0-2	0-2	2-2	0	5	5	3	1	2	1	2	1	0	0	13
30	Collin Murray-Boyles	F	23:41	6-10	0-1	3-3	2	5	7	2	4	15	3	1	1	4	1	19
1	Jacobi Wright	G	23:31	2-6	2-5	0-0	2	0	2	2	1	6	1	1	0	0	0	12
6	Jamarii Thomas	G	32:31	5-11	4-6	4-4	0	4	4	1	2	18	2	3	1	1	2	23
15	Morris Ugusuk		21:33	1-5	1-5	0-0	1	1	2	1	2	3	1	2	0	0	0	14
2	Zachary Davis		18:28	2-7	0-3	4-4	1	0	1	0	3	8	0	0	0	0	0	14
23	Cam Scott		13:29	3-7	2-6	1-2	0	1	1	1	1	9	0	1	0	0	0	11
0	Jordan Butler		03:47	0-1	0-1	0-0	0	2	2	0	0	0	0	0	0	0	0	6
13	Austin Herro		01:27	0-0	0-0	0-0	0	0	0	0	0	0	0	0	0	0	0	1
21	Arden Conyers		01:27	0-1	0-1	0-0	0	0	0	0	0	0	0	0	0	0	0	1
31	Benjamin Bosmans-Verdonk		01:27	0-0	0-0	1-2	1	0	1	0	1	1	0	0	0	0	0	1
4	Weston Coggeshall		01:07	0-0	0-0	0-0	0	1	1	0	0	0	0	0	0	0	0	1
Team							2	6	8			0		1				
Totals				20-51	9-30	25-27	11	31	42	13	21	74	12	12	3	6	3	26

Technical Fouls: NONE

Shooting By Period		
1st FG%	8-22	36.4%
3PT%	3-15	20.0%
FT%	11-12	91.7%
2nd FG%	12-29	41.4%
3PT%	6-15	40.0%
FT%	14-15	93.3%
GM FG%	20-51	39.2%
3PT%	9-30	30.0%
FT%	25-27	92.6%

Dead Ball Rebounds: 3, 1

	RAD	SC
Biggest lead	8 (1st 12:44)	26 (2nd 0:49)
Best Scoring Run	9 (1st 12:44)	13 (2nd 0:49)
Lead Changes	4	
Times Tied	6	
Time with Lead	21:06	14:55

Points from	RAD	SC
Turnovers	10	10
Paint	28	20
Second Chance	9	19
Fast Breaks	4	2
Bench	22	21

Period by Period Scoring	1st	2nd	TOT
RAD	36	12	48
SC	30	44	74

GAMECOCK. MEN'S BASKETBALL

69

59

GAME 13 vs. Presbyterian

Columbia, S.C.
Colonial Life Arena
Dec. 30, 2024
Murray-Boyles scores 18 of 22 in final 20 minutes against Blue Hose

COLUMBIA, S.C. (AP) — Collin Murray-Boyles scored 18 of his 22 points in the second half and South Carolina rallied to beat Presbyterian 69-59 on Monday night.

Murray-Boyles made 6 of 10 shots from the floor and 10 of 14 free throws, adding nine rebounds for the Gamecocks (10-3), who upped their win streak to seven and improved to 8-1 at home.

Nick Pringle scored 14 on 5-for-6 shooting for South Carolina. Jamarii Thomas pitched in with 10 points and six assists.

Kory Mincy scored 27 points to lead the Blue Hose (7-8), who fell to 1-7 on the road. Kobe Stewart totaled 13 points, six rebounds and three steals.

Mincy made two 3-pointers and scored 12 to guide Presbyterian to a 32-24 lead at halftime. The Blue Hose shot 52% from the floor and hit 4 of 7 from beyond the arc. Pringle had nine points for South Carolina. He made all four of his shots before the break while his teammates made 6 of 22. Jaylen Peterson's layup put Presbyterian up 14-13 and the Blue Hose played the final 11 minutes of the half with the lead.

Presbyterian stayed in front until Thomas buried a 3-pointer and Murray-Boyles made two free throws to give South Carolina a 42-41 lead with 11:14 left. Mincy scored five straight and the Blue Hose regained the lead. Pringle scored five in a row to give the Gamecocks a 54-50 lead with 5:26 remaining and they led the rest of the way.

South Carolina travels to play No. 17 Mississippi State on Saturday in a Southeastern Conference opener. Presbyterian returns home to play Longwood on Thursday in a Big South Conference opener.

50

85

GAME 14 at #17/16 Miss. State

Starkville, Miss.
Humphrey Coliseum
Jan. 4, 2025
Zachary Davis scored a career-high 22 points

STARKVILLE, Miss. (AP) — Josh Hubbard scored 21 points and Claudell Harris had 17 points and nine rebounds as No. 17 Mississippi State beat South Carolina 85-50 on Saturday in the SEC opener for both teams.

Mississippi State (13-1) opened the game with a 15-2 run and limited South Carolina to 18 points in the first half. That was the lowest point total allowed by the Bulldogs in SEC play under coach Chris Jans. The Bulldogs closed out the first half with a 10-0 outburst and led 43-18 at the break.

Riley Kugel scored 12 points and KeShawn Murphy contributed 12 points, eight rebounds and four blocked shots as Mississippi State won its seventh straight game.

Zachary Davis scored 22 points and Collin Murray-Boyles was held to five points on 2-for-9 shooting for South Carolina (10-4).

South Carolina shot 29% (16 for 55) and was 2 for 19 from 3-point distance. The Gamecocks had 14 turnovers and shot 16 for 23 from the line.

Mississippi State shot 56% (35 for 62) from the field and outrebounded the Gamecocks 40-32.

68

88

GAME 15 vs. #5/5 Alabama

Columbia, S.C.
Colonial Life Arena
Jan. 8, 2025
Wright matches career high with 20 points

COLUMBIA, S.C. (AP) — Mark Sears scored 22 points — hitting of 4 of 6 3-pointers — to help No. 5 Alabama beat South Carolina 88-68 on Wednesday night for its seventh straight victory.

Aden Holloway added 13 points for the Crimson Tide (13-2, 2-0 Southeastern Conference) in their 10th straight victory over the Gamecocks (10-5, 0-2).

Sears scored or assisted on 17 of Alabama's first 25 points. He finished with six assists and joined Brian Williams as the only players in Alabama history with 1,500 points, 200 3-pointers and 300 assists.

Clifford Omoruyi added 10 points and five rebounds.

Jacobi Wright led South Carolina (10-5, 0-2) with 20 points. Jamarii Thomas added 15.

GAME 13

Official Basketball Box Score - Final
Presbyterian at South Carolina
12/30/24 Colonial Life Arena, Columbia
2024-25 South Carolina Men's Basketball

Game Time: 7:00 PM
Game Duration: 2:02
Attendance: 10,525

Officials: Byron Jarrett, Olands Poole, Lucas Santos

Presbyterian - 59 Record: 7-8

NO.	Name		Min	FG M-A	3P M-A	FT M-A	Rebounds OR	DR	TOT	Fouls PF	FD	TP	AS	TO	ST	Blocks BS	BA	+/-
30	Kaleb Scott	F	24:35	2-5	0-0	0-0	0	2	2	5	0	4	1	1	1	1	1	-4
3	Kobe Stewart	G	37:47	5-11	2-4	1-2	2	4	6	3	1	13	2	4	3	1	1	-7
4	Kory Mincy	G	34:14	10-17	3-5	4-6	0	4	4	4	6	27	4	3	0	1	1	-2
10	Jamahri Harvey	G	28:29	1-2	0-0	2-2	0	0	0	3	3	4	0	2	1	0	0	-9
12	Carl Parrish	G	33:47	2-5	0-1	2-2	0	1	1	1	1	6	0	1	0	0	1	-6
14	Jaylen Peterson		18:52	1-3	0-0	1-2	0	2	2	5	1	3	0	0	2	0	1	0
0	Iverson King		13:20	0-1	0-0	2-2	1	3	4	3	1	2	0	0	0	0	0	-15
11	Quadir Pettaway		05:46	0-0	0-0	0-0	0	1	1	1	1	0	0	0	2	0	0	-8
5	Houston Jones		01:35	0-0	0-0	0-0	0	0	0	0	0	0	0	0	0	0	0	0
7	Triston Wilson		01:35	0-0	0-0	0-0	0	1	1	0	0	0	1	0	0	0	0	1
Team							2	0	2			0		0				
Totals				21-44	5-10	12-16	5	18	23	25	14	59	8	13	7	3	5	-10

Technical Fouls: NONE

Shooting By Period		
1st FG%	13-25	52.0%
3PT%	4-7	57.1%
FT%	2-2	100%
2nd FG%	8-19	42.1%
3PT%	1-3	33.3%
FT%	10-14	71.4%
GM FG%	21-44	47.7%
3PT%	5-10	50.0%
FT%	12-16	75.0%

Dead Ball Rebounds: 3, 0

South Carolina - 69 Record: 10-3

NO.	Name		Min	FG M-A	3P M-A	FT M-A	Rebounds OR	DR	TOT	Fouls PF	FD	TP	AS	TO	ST	Blocks BS	BA	+/-
5	Nick Pringle	F	24:38	5-6	0-0	4-7	1	4	5	1	6	14	2	1	0	2	1	8
10	Myles Stute	F	28:50	2-5	2-5	0-0	0	3	3	1	0	6	1	2	0	0	0	13
30	Collin Murray-Boyles	F	34:03	6-10	0-0	10-14	3	6	9	3	9	22	2	2	1	0	0	7
1	Jacobi Wright	G	19:53	0-2	0-1	0-0	0	0	0	0	0	0	1	1	0	0	0	-2
6	Jamarii Thomas	G	28:43	4-10	1-2	1-3	1	2	3	2	5	10	6	3	2	1	2	6
15	Morris Ugusuk		22:52	3-6	2-4	0-0	1	0	1	2	1	8	2	0	1	0	0	5
2	Zachary Davis		26:37	1-6	0-0	5-6	4	3	7	5	4	7	1	2	3	1	0	18
0	Jordan Butler		03:18	0-0	0-0	0-0	1	1	2	0	0	0	0	0	0	0	0	-5
23	Cam Scott		11:06	1-3	0-1	0-0	0	0	0	0	0	2	0	0	0	1	0	0
Team							3	0	3			0		1				
Totals				22-48	5-13	20-30	14	19	33	14	25	69	15	12	7	5	3	10

Technical Fouls: NONE

Shooting By Period		
1st FG%	10-26	38.5%
3PT%	3-7	42.9%
FT%	1-3	33.3%
2nd FG%	12-22	54.5%
3PT%	2-6	33.3%
FT%	19-27	70.4%
GM FG%	22-48	45.8%
3PT%	5-13	38.5%
FT%	20-30	66.7%

Dead Ball Rebounds: 4, 0

	PRE	USC
Biggest lead	10 (1st 1:39)	13 (2nd 1:36)
Best Scoring Run	8 (1st 8:30)	11 (2nd 3:45)
Lead Changes	9	
Times Tied	4	
Time with Lead	30:31	08:27

Points from	PRE	USC
Turnovers	19	16
Paint	20	34
Second Chance	4	10
Fast Breaks	10	5
Bench	5	17

Period by Period Scoring	1st	2nd	TOT
PRE	32	27	59
USC	24	45	69

GAMECOCK MEN'S BASKETBALL

GAME 14

Official Basketball Box Score - Final
South Carolina at Mississippi St.
01/04/25 Humphrey Coliseum, Starkville
2024-25 Men's Basketball

Game Time: 1:05 PM
Game Duration: 1:53
Attendance: 8,075

Officials: Steven Anderson, Owen Shortt, Bharat Ramnarain

South Carolina - 50 Record: 10-4 (0-1)

NO.	Name		Min	FG M-A	3P M-A	FT M-A	Rebounds OR	DR	TOT	Fouls PF	FD	TP	AS	TO	ST	Blocks BS	BA	+/-
5	Nick Pringle	F	27:59	3-5	0-0	2-4	1	2	3	3	3	8	3	3	1	0	2	-18
10	Myles Stute	F	24:40	0-4	0-2	1-2	0	1	1	1	1	1	1	1	0	0	0	-27
30	Collin Murray-Boyles	F	30:10	2-9	1-2	0-2	2	8	10	2	2	5	0	6	0	1	2	-27
1	Jacobi Wright	G	19:55	1-4	0-2	0-0	0	0	0	0	0	2	0	0	0	0	0	-24
6	Jamarii Thomas	G	32:44	1-8	0-3	4-5	1	2	3	2	4	6	6	1	2	0	2	-28
2	Zachary Davis		23:46	6-13	1-4	9-10	2	1	3	0	7	22	0	2	0	0	2	-21
15	Morris Ugusuk		22:18	2-6	0-3	0-0	0	3	3	1	0	4	0	0	0	0	1	-21
23	Cam Scott		10:12	1-2	0-0	0-0	0	1	1	2	1	2	0	1	1	0	0	-4
0	Jordan Butler		05:13	0-3	0-3	0-0	0	1	1	0	0	0	0	0	0	0	0	0
31	Benjamin Bosmans-Verdonk		03:03	0-1	0-0	0-0	1	1	2	0	0	0	0	0	0	0	1	-5
Team							4	1	5			0		0				
Totals				16-55	2-19	16-23	11	21	32	11	18	50	10	14	5	1	10	-35

Technical Fouls: NONE

Shooting By Period		
1st FG%	6-26	23.1%
3PT%	2-14	14.3%
FT%	4-6	66.7%
2nd FG%	10-29	34.5%
3PT%	0-5	0.0%
FT%	12-17	70.6%
GM FG%	16-55	29.1%
3PT%	2-19	10.5%
FT%	16-23	69.6%

Dead Ball Rebounds: 3, 0

Mississippi St. - 85 Record: 13-1 (1-0)

NO.	Name		Min	FG M-A	3P M-A	FT M-A	Rebounds OR	DR	TOT	Fouls PF	FD	TP	AS	TO	ST	Blocks BS	BA	+/-
4	Cameron Matthews	F	29:40	4-5	0-1	1-3	1	4	5	0	3	9	5	5	3	2	0	23
22	RJ Melendez	F	26:21	2-6	0-3	2-2	3	1	4	1	3	6	0	0	3	0	0	34
23	Michael Nwoko	C	11:34	0-1	0-0	0-0	0	0	0	5	0	0	0	0	1	1	0	16
0	Claudell Harris Jr.	G	23:38	7-10	3-6	0-0	0	9	9	1	0	17	2	2	0	0	0	18
12	Josh Hubbard	G	21:31	7-13	5-10	2-2	0	3	3	2	3	21	2	0	0	0	0	15
3	KeShawn Murphy		25:19	6-8	0-1	0-0	1	7	8	2	1	12	3	1	1	4	1	19
2	Riley Kugel		19:33	5-12	0-4	2-2	1	1	2	1	1	12	1	0	0	0	0	26
5	Shawn Jones Jr.		15:31	1-2	0-0	0-0	1	1	2	3	0	2	1	0	1	2	0	13
6	Deliquan Warren		09:18	1-1	0-0	0-0	0	3	3	0	0	2	3	0	1	0	0	11
21	Martavious Russell		08:57	1-2	0-0	0-0	1	1	2	1	0	2	1	1	0	1	0	2
34	Gai Chol		03:07	1-1	0-0	0-0	0	0	0	1	0	2	0	0	0	0	0	0
7	Jeremy Fourneria		02:22	0-0	0-0	0-0	0	1	1	0	0	0	0	0	0	0	0	0
8	Harrison Alexander		01:48	0-0	0-0	0-0	0	1	1	0	0	0	0	1	0	0	0	-1
40	Trey Jackson III		01:21	0-1	0-0	0-0	0	0	0	1	0	0	0	0	0	0	0	-1
Team							0	0	0			0		0				
Totals				35-62	8-25	7-9	8	32	40	18	11	85	18	10	10	10	1	35

Technical Fouls: NONE

Shooting By Period		
1st FG%	17-33	51.5%
3PT%	3-14	21.4%
FT%	6-8	75%
2nd FG%	18-29	62.1%
3PT%	5-11	45.5%
FT%	1-1	100%
GM FG%	35-62	56.5%
3PT%	8-25	32.0%
FT%	7-9	77.8%

Dead Ball Rebounds: 0, 0

	USC	State
Biggest lead	0 (1st 20:00)	37 (2nd 4:04)
Best Scoring Run	5 (1st 5:19)	15 (2nd 17:44)
Lead Changes	0	
Times Tied	1	
Time with Lead	00:00	38:26

Points from	USC	State
Turnovers	10	15
Paint	24	52
Second Chance	6	11
Fast Breaks	3	17
Bench	28	32

Period by Period Scoring	1st	2nd	TOT
USC	18	32	50
State	43	42	85

LIVESTATS BY GENIUS SPORTS

GAME 15

Official Basketball Box Score - Final
Alabama at South Carolina
01/08/25 Colonial Life Arena, Columbia
2024-25 South Carolina Men's Basketball

Game Time: 7:00 PM
Game Duration: 2:02
Attendance: 11,115

Officials: Byron Jarrett, James Breeding, Lee Cassell

Alabama - 88 Record: 13-2 (2-0)

NO.	Name		Min	FG M-A	3P M-A	FT M-A	Rebounds OR	DR	TOT	Fouls PF	FD	TP	AS	TO	ST	Blocks BS	BA	+/-
4	Grant Nelson	F	18:41	3-8	0-2	0-1	0	7	7	2	2	6	2	3	0	1	0	5
15	Jarin Stevenson	F	20:11	1-3	0-1	1-3	1	2	3	1	3	3	2	1	2	1	0	10
11	Clifford Omoruyi	C	13:24	5-7	0-0	0-0	3	2	5	4	0	10	2	0	0	0	1	-2
0	Labaron Philon	G	21:47	3-7	1-2	1-2	0	2	2	3	3	8	1	0	1	0	0	12
1	Mark Sears	G	29:59	7-12	4-6	4-5	0	3	3	0	4	22	6	3	0	0	2	11
2	Aden Holloway		22:16	5-7	1-2	2-2	0	1	1	0	2	13	3	0	1	0	0	13
8	Chris Youngblood		22:53	1-4	1-3	0-0	1	1	2	2	0	3	1	3	2	1	0	15
10	Mouhamed Dioubate		16:56	3-4	0-0	1-3	1	1	2	3	4	7	1	1	2	1	1	19
35	Derrion Reid		20:23	4-6	0-1	1-3	1	1	2	1	2	9	3	0	2	0	0	10
22	Aiden Sherrell		10:52	3-6	1-2	0-1	2	1	3	3	1	7	0	0	0	1	1	2
95	Houston Mallette		02:38	0-0	0-0	0-0	0	1	1	1	0	0	0	0	0	0	0	5
Team							2	3	5			0		0				
Totals				35-64	8-19	10-20	11	25	36	20	21	88	21	11	10	5	5	20

Technical Fouls: NONE

Shooting By Period		
1st FG%	18-30	60.0%
3PT%	6-11	54.5%
FT%	3-8	37.5%
2nd FG%	17-34	50.0%
3PT%	2-8	25.0%
FT%	7-12	58.3%
GM FG%	35-64	54.7%
3PT%	8-19	42.1%
FT%	10-20	50.0%

Dead Ball Rebounds: 2, 0

South Carolina - 68 Record: 10-5 (0-2)

NO.	Name		Min	FG M-A	3P M-A	FT M-A	Rebounds OR	DR	TOT	Fouls PF	FD	TP	AS	TO	ST	Blocks BS	BA	+/-
5	Nick Pringle	F	25:04	4-6	0-0	5-9	1	5	6	3	6	13	0	3	0	0	2	-9
30	Collin Murray-Boyles	F	27:32	1-6	0-1	4-4	2	6	8	2	5	6	3	2	2	0	1	-12
1	Jacobi Wright	G	30:38	7-12	0-2	6-6	0	3	3	2	3	20	1	2	2	1	0	-14
2	Zachary Davis	G	28:47	4-9	2-2	0-0	0	5	5	2	0	10	2	1	0	1	2	-15
6	Jamarii Thomas	G	26:37	6-9	1-3	2-4	2	1	3	5	3	15	1	3	1	1	0	-11
15	Morris Ugusuk		23:04	0-2	0-0	0-0	1	1	2	4	0	0	1	1	0	1	0	-22
0	Jordan Butler		10:39	0-2	0-2	0-0	0	1	1	0	1	0	0	0	0	1	0	-1
23	Cam Scott		08:13	0-2	0-1	2-2	0	2	2	1	1	2	0	2	0	0	0	-9
21	Arden Conyers		18:36	1-6	0-3	0-0	0	0	0	2	1	2	0	1	0	0	0	-7
31	Benjamin Bosmans-Verdonk		00:50	0-0	0-0	0-0	0	0	0	0	0	0	0	0	0	0	0	0
Team							1	2	3			0		0				
Totals				23-54	3-14	19-25	7	26	33	21	20	68	8	15	6	5	5	-20

Technical Fouls: NONE

Shooting By Period		
1st FG%	11-26	42.3%
3PT%	2-6	33.3%
FT%	4-4	100%
2nd FG%	12-28	42.9%
3PT%	1-8	12.5%
FT%	15-21	71.4%
GM FG%	23-54	42.6%
3PT%	3-14	21.4%
FT%	19-25	76.0%

Dead Ball Rebounds: 5, 0

	ALA	USC
Biggest lead	21 (2nd 3:22)	5 (1st 18:11)
Best Scoring Run	8 (1st 14:28)	5 (1st 18:11)
Lead Changes	1	
Times Tied	0	
Time with Lead	35:08	04:11

Points from	ALA	USC
Turnovers	19	7
Paint	48	32
Second Chance	9	8
Fast Breaks	16	6
Bench	39	4

Period by Period Scoring	1st	2nd	TOT
ALA	45	43	88
USC	28	40	68

GAMECOCK MEN'S BASKETBALL

63

66

GAME 16 vs. #2/2 Auburn

Columbia, S.C.
Colonial Life Arena
Jan. 11, 2025
Murray-Boyles scores game-high 25 points in tight battle

COLUMBIA, S.C. (AP) — Tahaad Pettiford assisted on Dylan Cardwell's go-ahead dunk and converted two free throws with 4.4 seconds remaining as No. 2 Auburn overcame an injury to leading scorer Johni Broom and rallied to beat South Carolina 66-63 on Saturday.

With Auburn trailing by a point with 90 seconds remaining, Pettiford fed Cardwell for a dunk to give the Tigers (15-1, 3-0 SEC) a 64-63 lead. Pettiford sealed the win with a pair of free throws in the final seconds and finished with 15 points.

Broome, considered a contender for national player of the year honors, rolled his left ankle after going up for a rebound and exited the game with about 13 minutes left in the second half. He had six points and three rebounds in 24 minutes. Auburn coach Bruce Pearl said Broome suffered a "significant sprain" and that the player will have an MRI when the team returns home Saturday night.

Collin Murray-Boyles had a game-high 25 points for the Gamecocks (10-6, 0-3), who were missing starting guards Myles Stute and Jamarii Thomas.

63

66

GAME 17 at Vanderbilt

Nashville, Tenn.
Memorial Gym
Jan. 15, 2025
Ugusuk scores career-high 20 points in second straight start

NASHVILLE, Tenn. (AP) — Devin McGlockton completed a three-point play with 0.6 seconds left, after making a block at the other end, to give Vanderbilt a 66-63 victory over South Carolina on Wednesday night.

Leading 63-61, Vanderbilt guard AJ Hoggard lost control of the ball in the lane and grabbed the ankle of South Carolina forward Collin Murray-Boyles with 41.1 seconds left. After a review, the officials called a Flagrant 1 foul. Murray-Boyles made the two free throws to tie it at 63-all and South Carolina got the ball back.

McGlockton blocked a shot at the rim by Nick Pringle with 11.1 left and Hoggard was short on a jumper at the other end. But McGlockton grabbed the rebound and made a shot while being fouled.

South Carolina tossed a half-court pass to Arden Conyers, who hit the back iron on a 3-point heave at the buzzer.

The Gamecocks were undone by 25 turnovers.

Hoggard scored 14 points and McGlockton had 11 points and seven rebounds for Vanderbilt (14-3, 2-2 SEC). Jason Edwards added 13 points.

Morris Ugusuk, averaging 5.8 points per game, scored 20 points for South Carolina (10-7, 0-4). Murray-Boyles had 14 points and nine rebounds, and Conyers scored 10. South Carolina was again without starter Jamarii Thomas after he suffered a right knee sprain in practice last week.

Edwards scored 12 points in the first half, including a 3-pointer with 11 seconds left to give Vanderbilt a 33-26 lead at the break.

62

82

GAME 18 at Oklahoma

Norman, Okla.
Lloyd Noble Center
Jan. 18, 2025
Ugusuk leads Gamecocks with 15 points thanks to four 3s

NORMAN, Okla. (AP) — Jalon Moore scored 22 points and Oklahoma pulled away in the second half to beat South Carolina 82-62 on Saturday.

Moore made 6 of 10 shots from the floor and 10 of 11 at the free-throw line for the Sooners (14-4, 1-4 Southeastern Conference). He added eight rebounds.

Jeremiah Fears totaled 16 points, nine rebounds and eight assists for Oklahoma. Kobe Elvis added 12 points off the bench on 4-for-6 shooting from 3-point range.

Morris Ugusuk hit four 3-pointers and scored 15 to lead the Gamecocks (10-8, 0-5), who have dropped five in a row and have already lost as many conference games as last season when they tied for second place, earning Lamont Paris coach-of-the-year honors in his second season.

Collin Murray-Boyles finished with 11 points and 10 rebounds before fouling out. It was his fifth double-double this season. Jacobi Wright added 10 points and five assists.

Moore had 10 points and Elvis scored nine to lead Oklahoma to a 34-30 advantage at halftime. Ugusuk buried a 40-foot 3-pointer to end the half.

Zachary Davis opened the second half with a 3-pointer for South Carolina and Ugusuk followed with a three-point play, giving the Gamecocks their first lead at 38-36 with 16:51 remaining.

Nick Pringle hit a jumper for South Carolina to tie it at 47, but Fears followed with a layup and Oklahoma never trailed over the final 14:23. The Sooners used a 13-0 run to up their lead to 72-54 with 4:05 left to play.

GAME 16

Official Basketball Box Score - Final
#2/2 Auburn at South Carolina
01/11/25 Colonial Life Arena, Columbia
2024-25 South Carolina Men's Basketball

Game Time: 1:00 PM
Game Duration: 2:08
Attendance: 13,390
Officials: Bart Lemox, Olandis Poole, Garrick Shannon

#2/2 Auburn - 66 — **Record: 15-1 (3-0)**

NO.	Name		Min	FG M-A	3P M-A	FT M-A	Rebounds OR	DR	TOT	Fouls PF	FD	TP	AS	TO	ST	Blocks BS	BA	+/-
10	Chad Baker-Mazara	F	32:41	4-9	0-3	0-0	1	4	5	2	3	8	1	1	2	1	0	7
4	Johni Broome	C	23:47	3-11	0-1	0-1	0	3	3	1	2	6	1	0	1	2	0	-1
44	Dylan Cardwell	C	24:29	3-4	0-0	0-3	3	4	7	5	2	6	2	0	0	3	0	16
2	Denver Jones	G	23:54	2-6	0-1	0-0	1	2	3	1	0	4	3	2	0	1	1	-2
13	Miles Kelly	G	34:09	5-10	4-8	0-0	1	5	6	2	4	14	1	1	0	0	0	6
0	Tahaad Pettiford		22:05	4-9	2-5	5-6	1	1	2	0	3	15	2	1	0	0	0	4
31	Chaney Johnson		22:04	4-7	1-2	0-0	2	2	4	3	0	9	2	1	0	1	0	1
3	Jahki Howard		07:19	1-1	1-1	1-2	0	0	0	0	1	4	0	0	0	0	0	-4
5	Chris Moore		04:20	0-0	0-0	0-0	0	0	0	0	0	0	0	0	0	0	0	-7
8	Ja'Heim Hudson		05:12	0-0	0-0	0-0	0	0	0	1	0	0	0	0	0	0	0	-5
Team							2	1	3			0		0				
Totals				26-57	8-21	6-12	11	22	33	15	15	66	12	6	3	8	1	3

Shooting By Period

1st FG%	14-28	50.0%
3PT%	3-8	37.5%
FT%	3-6	50%
2nd FG%	12-29	41.4%
3PT%	5-13	38.5%
FT%	3-6	50%
GM FG%	26-57	45.6%
3PT%	8-21	38.1%
FT%	6-12	50.0%

Dead Ball Rebounds: 3, 0

Technical Fouls: NONE

South Carolina - 63 — **Record: 10-6 (0-3)**

NO.	Name		Min	FG M-A	3P M-A	FT M-A	Rebounds OR	DR	TOT	Fouls PF	FD	TP	AS	TO	ST	Blocks BS	BA	+/-
5	Nick Pringle	F	32:09	5-11	0-0	2-5	5	5	10	3	4	12	0	0	1	0	1	-3
30	Collin Murray-Boyles	F	36:10	10-18	0-2	5-7	3	4	7	2	8	25	2	2	1	0	3	-7
1	Jacobi Wright	G	30:51	0-5	0-2	0-0	1	2	3	2	0	0	4	3	0	0	1	-1
2	Zachary Davis	G	26:30	3-5	0-0	0-0	1	5	6	3	0	6	1	1	0	0	2	-12
15	Morris Ugusuk	G	32:11	3-12	1-6	0-0	1	0	1	0	0	7	1	1	1	0	0	-4
0	Jordan Butler		01:29	0-0	0-0	0-0	0	0	0	0	1	0	0	0	0	0	0	-2
21	Arden Conyers		30:33	4-10	3-6	2-4	0	2	2	3	2	13	0	0	1	0	1	8
31	Benjamin Bosmans-Verdonk		10:07	0-0	0-0	0-0	2	3	5	2	0	0	3	0	0	1	0	6
Team							2	1	3			0		2				
Totals				25-61	4-16	9-16	15	22	37	15	15	63	11	9	4	1	8	-3

Shooting By Period

1st FG%	15-35	42.9%
3PT%	2-9	22.2%
FT%	8-10	80%
2nd FG%	10-26	38.5%
3PT%	2-7	28.6%
FT%	1-6	16.7%
GM FG%	25-61	41.0%
3PT%	4-16	25.0%
FT%	9-16	56.3%

Dead Ball Rebounds: 6, 1

Technical Fouls: NONE

	AUB	USC
Biggest lead	9 (1st 12:55)	9 (1st 2:00)
Best Scoring Run	5 (1st 9:41)	10 (1st 6:30)
Lead Changes	9	
Times Tied	6	
Time with Lead	16:22	20:31

Points from	AUB	USC
Turnovers	12	6
Paint	30	42
Second Chance	12	15
Fast Breaks	13	0
Bench	28	13

Period by Period Scoring	1st	2nd	TOT
AUB	34	32	66
USC	40	23	63

GAMECOCK. MEN'S BASKETBALL

GAME 17

Official Basketball Box Score - Final
South Carolina at Vanderbilt
01/15/25 Memorial Gymnasium (Vanderbilt), Nashville, Tenn.
Vanderbilt vs. South Carolina

Game Time: 5:00 PM
Game Duration: 2:20
Attendance: 6,443
Officials: Doug Shows, Lucas Santos, Brian Dorsey

South Carolina - 63 — **Record: 10-7 (0-4)**

NO.	Name		Min	FG M-A	3P M-A	FT M-A	Rebounds OR	DR	TOT	Fouls PF	FD	TP	AS	TO	ST	Blocks BS	BA	+/-
5	Nick Pringle	F	23:09	0-2	0-0	3-4	1	2	3	5	4	3	1	3	0	0	0	5
30	Collin Murray-Boyles	F	34:42	6-10	0-0	2-4	3	6	9	3	3	14	0	5	2	2	2	1
1	Jacobi Wright	G	33:10	1-6	0-2	6-6	2	8	10	5	4	8	2	3	1	0	1	-1
2	Zachary Davis	G	28:26	1-5	1-2	0-0	0	6	6	0	0	3	2	5	0	0	2	-3
15	Morris Ugusuk	G	27:32	6-8	3-4	5-6	1	1	2	2	3	20	2	4	3	0	0	-4
21	Arden Conyers		25:56	3-8	2-6	2-2	0	1	1	0	1	10	1	1	0	0	0	-3
31	Benjamin Bosmans-Verdonk		14:02	0-1	0-0	0-1	2	0	2	2	2	0	1	2	1	0	0	-9
23	Cam Scott		13:03	2-5	1-2	0-0	0	3	3	1	0	5	1	1	0	0	0	-1
Team							1	0	1			0		1				
Totals				19-45	7-16	18-23	10	27	37	18	17	63	10	25	7	2	5	-3

Shooting By Period

1st FG%	9-20	40.0%
3PT%	2-7	28.6%
FT%	8-11	72.7%
2nd FG%	11-25	44.0%
3PT%	5-9	55.6%
FT%	10-12	83.3%
GM FG%	19-45	42.2%
3PT%	7-16	43.8%
FT%	18-23	78.3%

Dead Ball Rebounds: 4, 0

Technical Fouls: Pringle 1st 8:54

Vanderbilt - 66 — **Record: 14-3 (2-2)**

NO.	Name		Min	FG M-A	3P M-A	FT M-A	Rebounds OR	DR	TOT	Fouls PF	FD	TP	AS	TO	ST	Blocks BS	BA	+/-
5	Tyler Nickel	F	26:26	2-8	0-4	2-2	1	0	1	1	1	6	2	1	0	1	0	-3
99	Devin McGlockton	F	29:40	5-7	0-1	1-1	3	4	7	3	2	11	0	0	1	1	0	7
1	Jason Edwards	G	25:12	3-8	2-3	5-6	0	0	0	2	4	13	1	3	1	0	0	3
11	A.J. Hoggard	G	31:00	4-9	1-4	5-6	0	4	4	1	4	14	4	5	3	0	0	3
30	Chris Manon	G	22:39	1-3	0-0	1-2	1	1	2	4	2	3	2	0	4	2	0	5
2	MJ Collins		26:53	3-8	1-4	2-2	1	2	3	0	2	9	0	1	2	0	0	3
22	Jaylen Carey		17:18	3-8	0-2	0-0	1	1	2	4	0	6	0	1	1	1	2	-6
3	Tyler Tanner		20:52	2-5	0-3	0-2	1	1	2	3	2	4	3	1	3	0	0	3
Team							0	4	4			0		0				
Totals				23-56	4-21	16-21	8	17	25	18	17	66	12	12	15	5	2	3

Shooting By Period

1st FG%	11-30	36.7%
3PT%	4-14	28.6%
FT%	7-8	87.5%
2nd FG%	12-26	46.2%
3PT%	0-7	0.0%
FT%	9-13	69.2%
GM FG%	23-56	41.1%
3PT%	4-21	19.0%
FT%	16-21	76.2%

Dead Ball Rebounds: 3, 0

Technical Fouls: Tanner 1st 8:54

	SC	Vandy
Biggest lead	4 (1st 16:20)	9 (2nd 18:29)
Best Scoring Run	7(2nd 6:30)	9(1st 2:06)
Lead Changes	4	
Times Tied	10	
Time with Lead	08:02	23:45

Points from	SC	Vandy
Turnovers	17	22
Paint	20	34
Second Chance	8	11
Fast Breaks	2	5
Bench	15	19

Period by Period Scoring	1st	2nd	TOT
SC	26	37	63
Vandy	33	33	66

NCAA LIVESTATS BY DIGITAL SPORTS

GAME 18

Official Basketball Box Score - Final
South Carolina at Oklahoma
01/18/25 Lloyd Noble Center, Norman, Okla.
2024-25 Men's Basketball

Game Time: 3:00 PM
Game Duration: 2:05
Attendance: 7,264
Officials: Owen Shortt, Byron Jarrett, Josue Nieves

South Carolina - 62 — **Record: 10-8 (0-5)**

NO.	Name		Min	FG M-A	3P M-A	FT M-A	Rebounds OR	DR	TOT	Fouls PF	FD	TP	AS	TO	ST	Blocks BS	BA	+/-
5	Nick Pringle	F	18:04	2-4	0-0	1-2	1	3	4	3	3	5	1	3	0	0	1	-14
30	Collin Murray-Boyles	F	22:07	3-4	0-0	5-8	3	7	10	5	5	11	2	3	5	0	0	-5
1	Jacobi Wright	G	33:21	4-8	2-2	0-0	1	1	2	1	0	10	5	2	1	0	1	-17
2	Zachary Davis	G	34:29	2-9	2-7	1-4	1	2	3	3	2	7	2	4	2	0	0	-11
15	Morris Ugusuk	G	34:40	5-11	4-9	1-1	0	2	2	1	2	15	1	0	0	0	0	-17
21	Arden Conyers		32:49	2-9	0-4	2-5	1	1	2	0	4	6	1	1	0	0	1	-22
31	Benjamin Bosmans-Verdonk		11:43	1-2	0-0	1-1	1	1	2	2	1	3	0	1	0	0	1	-6
23	Cam Scott		05:42	1-2	0-0	0-0	0	0	0	0	2	2	0	1	0	0	0	-2
13	Austin Herro		03:01	0-0	0-0	0-0	1	0	1	1	0	0	0	0	0	0	0	-4
0	Jordan Butler		04:04	1-2	1-2	0-0	0	0	0	1	0	3	1	0	0	0	0	-2
Team							0	1	1			0		1				
Totals				21-51	9-24	11-21	9	18	27	17	17	62	13	16	8	0	4	-20

Shooting By Period

1st FG%	10-25	40.0%
3PT%	4-12	33.3%
FT%	6-10	60%
2nd FG%	11-26	42.3%
3PT%	5-12	41.7%
FT%	5-11	45.5%
GM FG%	21-51	41.2%
3PT%	9-24	37.5%
FT%	11-21	52.4%

Dead Ball Rebounds: 3, 0

Technical Fouls: NONE

Oklahoma - 82 — **Record: 14-4 (1-4)**

NO.	Name		Min	FG M-A	3P M-A	FT M-A	Rebounds OR	DR	TOT	Fouls PF	FD	TP	AS	TO	ST	Blocks BS	BA	+/-
10	Sam Godwin	F	19:55	3-5	0-0	0-2	0	2	2	1	2	6	2	2	2	2	0	3
14	Jalon Moore	F	30:36	6-10	0-1	10-11	1	7	8	2	8	22	0	1	0	1	0	14
0	Jeremiah Fears	G	33:02	5-12	0-4	6-6	0	9	9	1	4	16	8	2	2	0	0	23
2	Brycen Goodine	G	17:09	2-3	2-3	0-0	1	0	1	2	2	6	1	0	0	1	0	2
15	Duke Miles	G	19:31	2-3	0-0	2-2	1	1	2	2	1	6	1	1	1	0	0	-2
1	Kobe Elvis		22:25	4-7	4-6	0-0	0	1	1	2	0	12	2	4	0	0	0	18
5	Mohamed Wague		14:38	2-2	0-0	0-0	1	2	3	3	0	4	2	1	1	0	0	16
35	Glenn Taylor Jr.		25:51	1-3	0-0	0-0	0	1	1	1	0	2	2	2	0	1	0	22
7	Dayton Forsythe		13:11	2-3	1-1	0-0	0	2	2	2	0	5	1	0	0	0	0	1
45	Luke Northweather		03:41	1-2	1-2	0-0	0	0	0	1	0	3	0	0	1	0	0	3
Team							1	3	4			0		1				
Totals				28-50	8-17	18-21	5	28	33	17	17	82	19	12	8	4	0	20

Shooting By Period

1st FG%	12-23	52.2%
3PT%	4-8	50.0%
FT%	6-6	100%
2nd FG%	16-27	59.3%
3PT%	4-9	44.4%
FT%	12-15	80%
GM FG%	28-50	56.0%
3PT%	8-17	47.1%
FT%	18-21	85.7%

Dead Ball Rebounds: 2, 0

Technical Fouls: NONE

	USC	OKLA
Biggest lead	4 (2nd 16:06)	21 (2nd 0:55)
Best Scoring Run	6(2nd 19:41)	15(2nd 3:30)
Lead Changes	4	
Times Tied	7	
Time with Lead	01:51	32:22

Points from	USC	OKLA
Turnovers	3	19
Paint	20	34
Second Chance	10	6
Fast Breaks	6	15
Bench	14	26

Period by Period Scoring	1st	2nd	TOT
USC	30	32	62
OKLA	34	48	82

Game Notes: Est. Att. 4,822 ♦

NCAA LIVESTATS BY DIGITAL SPORTS

69

70

GAME 19 vs. #5/5 Florida

Columbia, S.C.
Colonial Life Arena
Jan. 22, 2025
Davis matches career-high with 22 points to lead Gamecocks

GAME 20 vs. #14/14 Miss. State

Columbia, S.C.
Colonial Life Arena
Jan. 25, 2025
1 p.m. (ET) - SEC Network

GAME 21 at Georgia

Athens, Ga.
Stegeman Coliseum
Jan. 28, 2025
7 p.m. (ET) - SEC Network

COLUMBIA, S.C. (AP) — Will Richard scored on a driving layup with 4.8 seconds remaining to lift No. 5 Florida — down 14 points in the second half — past South Carolina, 70-69 on Wednesday night.

Richard finished with 22 points for the Gators (17-2, 4-2 Southeastern Conference). He drove left from the top of the key and banked in the go-ahead layup.

Jacobi Wright's desperation 3-pointer was off the mark as South Carolina (10-9, 0-6) continued its worst start in SEC play since the 2013-14 season.

Walter Clayton Jr. had 16 points for the Gators — who trailed 52-38 with 12:46 to play — and set the program record with a 3-pointer in his 42nd straight game.

Takeaways

Florida: The Gators have had an uneven start to the SEC with a victory over the then-top ranked Tennessee and a loss to Missouri at home two games ago.

South Carolina: The Gamecocks have never started 0-7 in SEC play, but that's what looms with No. 14 Mississippi State headed to Columbia on Saturday.

Key moment

Trailing by 13 points with less than nine minutes left, Florida forced three straight turnovers in the backcourt that led to baskets that cut it to 58-51. The Gamecocks could not settle themselves after that.

GAME 19

Official Basketball Box Score - Final
#5/6 Florida at South Carolina
01/22/25 Colonial Life Arena, Columbia
2024-25 Men's Basketball

Game Time: 7:00 PM
Game Duration: 1:54
Attendance: 14,930

Officials: Pat Adams, Doug Simons, Kip Kissinger

#5/6 Florida - 70 Record: 17-2 (4-2)

NO.	Name		Min	FG M-A	3P M-A	FT M-A	Rebounds OR	DR	TOT	Fouls PF	FD	TP	AS	TO	ST	Blocks BS	BA	+/-
21	Alex Condon	F	30:50	2-8	1-2	0-0	5	2	7	2	0	5	2	4	4	2	1	5
9	Rueben Chinyelu	C	17:15	1-2	0-0	0-0	2	4	6	2	0	2	1	0	0	0	0	-16
1	Walter Clayton Jr.	G	34:25	6-15	2-5	2-2	0	4	4	0	2	16	7	2	1	0	1	3
5	Will Richard	G	36:26	9-14	3-5	1-2	3	1	4	2	4	22	0	1	3	1	0	-5
15	Alijah Martin	G	34:02	5-15	1-8	3-3	1	1	2	0	5	14	2	1	3	1	0	3
10	Thomas Haugh		25:00	1-5	0-2	0-2	3	3	6	2	1	2	0	1	0	0	1	8
11	Denzel Aberdeen		15:07	4-6	1-2	0-0	0	0	0	0	0	9	1	1	2	0	0	2
4	Sam Alexis		06:55	0-1	0-0	0-0	0	0	0	1	0	0	0	0	1	0	0	5
Team							1	1	2			0		0				
Totals				28-66	8-24	6-9	15	16	31	9	12	70	13	10	14	4	3	1

Shooting By Period		
1st FG%	13-29	44.8%
3PT%	3-10	30.0%
FT%	0-2	0%
2nd FG%	15-37	40.5%
3PT%	5-14	35.7%
FT%	6-7	85.7%
GM FG%	28-66	42.4%
3PT%	8-24	33.3%
FT%	6-9	66.7%

Dead Ball Rebounds: 3, 0

Technical Fouls: NONE

South Carolina - 69 Record: 10-9 (0-6)

NO.	Name		Min	FG M-A	3P M-A	FT M-A	Rebounds OR	DR	TOT	Fouls PF	FD	TP	AS	TO	ST	Blocks BS	BA	+/-
5	Nick Pringle	F	34:33	4-6	0-0	0-2	4	3	7	3	1	8	3	3	1	0	1	-3
30	Collin Murray-Boyles	F	33:00	6-9	1-1	1-2	2	3	5	1	4	14	8	2	0	3	1	3
1	Jacobi Wright	G	37:42	2-8	0-3	2-2	0	5	5	2	1	6	2	2	0	0	0	-3
2	Zachary Davis	G	32:33	9-18	3-10	1-2	1	4	5	2	2	22	4	6	3	0	1	1
15	Morris Ugusuk	G	31:51	3-7	3-6	0-0	2	4	6	2	1	9	0	3	2	0	0	12
0	Jordan Butler		02:52	0-0	0-0	0-0	0	0	0	1	0	0	0	0	0	0	0	0
21	Arden Conyers		21:36	4-8	2-6	0-0	1	2	3	1	0	10	0	0	0	0	0	-10
31	Benjamin Bosmans-Verdonk		05:53	0-1	0-0	0-0	1	0	1	0	0	0	1	0	0	0	1	-5
Team							2	2	4			0		0				
Totals				28-57	9-26	4-8	13	23	36	12	9	69	18	16	6	3	4	-1

Shooting By Period		
1st FG%	15-30	50.0%
3PT%	4-12	33.3%
FT%	2-2	100%
2nd FG%	13-27	48.1%
3PT%	5-14	35.7%
FT%	2-6	33.3%
GM FG%	28-57	49.1%
3PT%	9-26	34.6%
FT%	4-8	50.0%

Dead Ball Rebounds: 4, 0

Technical Fouls: NONE

	FLA	USC
Biggest lead	1 (2nd 0:05)	14 (2nd 12:46)
Best Scoring Run	7 (1st 8:59)	9 (1st 4:05)
Lead Changes	1	
Times Tied	2	
Time with Lead	00:05	38:33

Points from	FLA	USC
Turnovers	22	7
Paint	36	34
Second Chance	18	9
Fast Breaks	22	0
Bench	11	10

Period by Period Scoring	1st	2nd	TOT
FLA	29	41	70
USC	36	33	69

GAMECOCK. MEN'S BASKETBALL

GAME 20

GAME 21

AN INDIVIDUAL ...

Scored 20 or more points:	South Carolina: Zachary Davis (22), vs. #5/6 Florida (Jan. 22, 2025), in Columbia, S.C. Opponent: Will Richard (22), #5/6 Florida (Jan. 22, 2025), in Columbia, S.C.
Scored 30 or more points:	South Carolina: Collin Murray-Boyles (31) vs. Vanderbilt (Feb. 10, 2024) in Columbia, S.C. Opponent: Dalton Knecht (31), Tennessee (Jan. 30, 2024), in Knoxville, Tenn.
Scored 35 or more points:	South Carolina: Sindarius Thornwell (44) vs. Alabama (Feb. 7, 2017) in Columbia, S.C. Opponent: Emoni Bates (36), Eastern Michigan (Dec. 30, 2022), in Columbia, S.C.
Scored 40 or more points:	South Carolina: Sindarius Thornwell (44), vs. Alabama (Feb. 7, 2017) in Columbia, S.C. Opponent: Jermaine Couisnard (40), Oregon (Mar. 21, 2024) in Pittsburgh, Pa.
Collected 20 or more rebounds:	South Carolina: Sindarius Thornwell (21), vs. Alabama (Feb. 7, 2017) in Columbia, S.C. Opponent: Ekpe Udoh (20), Baylor, (Jan. 2, 2010) in Columbia, S.C.
Collected 15 or more rebounds:	South Carolina: Collin Murray-Boyles (16), vs. SC State (Nov. 8, 2024), in Columbia, S.C. Opponent: Henry Coleman III (15), Texas A&M (Jan. 29, 2022) in College Station, Texas
Made 12 or more field goals:	South Carolina: Collin Murray-Boyles (14) vs. Vanderbilt (Feb. 10, 2024) in Columbia, S.C. Opponent: Jermaine Couisnard (14), Oregon (Mar. 21, 2024) in Pittsburgh, Pa.
Made 10 or more field goals:	South Carolina: Collin Murray-Boyles (10), vs. #2/2 Auburn (Jan. 11, 2025), in Columbia, S.C. Opponent: Kory Mincy (10), Presbyterian (Dec. 30, 2024), in Columbia, S.C.
Attempted 20 or more field goals:	South Carolina: Gregory "GG" Jackson II (20), vs. Ole Miss (March 8, 2023), in Nashville, Tenn. Opponent: Jermaine Couisnard (22), Oregon (Mar. 21, 2024), in Pittsburgh, Pa.
Attempted 25 or more field goals:	South Carolina: Sindarius Thornwell (25), vs. Alabama (Feb. 7, 2017) in Columbia, S.C. Opponent: Brandon Miller (25), No. 2/2 Alabama (Feb. 22, 2023) in Columbia, S.C.
Dished 10 or more assists:	South Carolina: Jermaine Couisnard (10), vs. Miss. State (March 3, 2020) in Columbia, S.C. Opponent: Zakai Zeigler (11), No. 11/13 Tennessee (Feb. 25, 2023) in Knoxville, Tenn.
Swiped 5 or more steals:	South Carolina: Collin Murray-Boyles (5), at Oklahoma (Jan. 18, 2025), in Norman, Okla. Opponent: Dailyn Swain (5), #22/22 Xavier (Nov. 25, 2024), in Fort Myers, Fla.
Blocked 5 or more shots:	South Carolina: Maik Kotsar (6), vs. North Greenville (Dec. 31, 2018) in Columbia, S.C. Opponent: Oumar Ballo (6), No. 16/16 Indiana (Nov. 16, 2024), in Bloomington, Ind.
Made 5 or more 3-point field goals:	South Carolina: Myles Stute (5), vs. #25/RV Clemson (Dec. 17, 2024), in Columbia, S.C. Opponent: Josh Hubbard (5), #17/16 Miss. State (Jan. 4, 2025), in Starkville, Miss.
Attempted 8 or more 3-point field goals:	South Carolina: Zachary Davis (10), vs. #5/6 Florida (Jan. 22, 2025), in Columbia, S.C. Opponent: Alijah Martin (8), #5/6 Florida (Jan. 22, 2025), in Columbia, S.C.
Made 10 or more free throws:	South Carolina: Collin Murray-Boyles (10), vs. Presbyterian (Dec. 30, 2024), in Columbia, S.C. Opponent: Jalon Moore (10), Oklahoma (Jan. 18, 2025), in Norman, Okla..
Attempted 15 or more free throws:	South Carolina: Chris Silva (16), vs. Georgia (March 9, 2019) in Columbia, S.C. Opponent: Nendah Tarke (15), Towson (Nov. 12, 2024), in Columbia, S.C.
Played all 40 minutes of regulation:	South Carolina: AJ Lawson, at LSU (Jan. 16, 2021) in Baton Rouge, La. Opponent: Khalif Battle, Arkansas (Mar. 14, 2024), in Nashville, Tenn.
A player hit a last-second shot (within 3 seconds) to win a game:	South Carolina: Jamarii Thomas (two OT FTs), #25/RV Clemson (Dec. 17, 2024), in Columbia, S.C. Opponent: Devin McGlockton (and-1 layup after offensive rebound), at Vanderbilt (Jan. 15, 2025), in Nashville, Tenn.
A player had a double-double:	South Carolina: Collin Murray-Boyles (11 pts, 10 reb), at Oklahoma (Jan. 18, 2025), in Norman, Okla. Opponent: Ian Schieffelin (23 pts, 12 reb), #25/RV Clemson (Dec. 17, 2024), in Columbia, S.C.
Two or more players had a double-double:	South Carolina: Gregory "GG" Jackson II (20 pts, 10 reb) & Josh Gray (11 pts, 13 reb), at Florida (Jan. 25, 2023), in Gainesville, Fla. Opponent: Tolu Smith III (14 pts, 10 reb) & Cameron Matthews (18 pts, 11 reb), Mississippi State (March 9, 2024) in Starkville, Miss.
A player had a triple-double:	South Carolina: Sam Muldrow (16 points, 14 rebounds, 10 blocks) vs. Vanderbilt (Jan. 8, 2011) in Columbia, S.C. Opponent: Daniel Hackett (Southern California - 22 points, 10 rebounds, 10 assists) (Nov. 17, 2007) in Columbia, S.C.

**** Only second triple-double in South Carolina history (Chuck Eidson (25 points, 10 rebounds, 10 assists) vs. SC State (Nov. 29, 2002) in Columbia, S.C..*

Scored 30 or more points in back-to-back games:	South Carolina: Devan Downey, 30 vs. Kentucky (Jan. 26, 2010) in Columbia, S.C. 33 vs. Georgia (Jan. 30, 2010) in Columbia, S.C.
Scored 25 or more points in back-to-back games:	South Carolina: AJ Lawson, 25 vs. Florida A&M (Jan. 2, 2021) 30 vs. Texas A&M (Jan. 6, 2021)

A TEAM ...

Scored 100 or more points:	South Carolina: 105 vs. Army (Dec. 22, 2021) in Columbia, S.C. Opponent: 101, Auburn (Feb. 14, 2024) in Auburn, Ala.
Scored 50 points or less:	South Carolina: 50, at #17/16 Miss. State (Jan. 4, 2025), in Starkville, Miss. Opponent: 48, vs. Radford (Dec. 22, 2024), in Columbia, S.C.
Scored 50 points in a half:	South Carolina: 51 (2nd half), vs. No. 24/24 Florida (Mar. 2, 2024) in Columbia, S.C. Opponent: 54 (2nd half), #25/RV Clemson (Dec. 17, 2024), in Columbia, S.C.
Failed to score 25 points in a half:	South Carolina: 23 (2nd half), vs. #2/2 Auburn (Jan. 11, 2025), in Columbia, S.C. Opponent: 12 (2nd half), Radford (Dec. 22, 2024), in Columbia, S.C.

Collected 50 or more rebounds:	South Carolina: 51, vs. SC State (Nov. 8, 2024), in Columbia, S.C. Opponent: 51, Clemson (Dec. 18, 2021) in Clemson, S.C.
Shot 60% or better from the field:	South Carolina: 60.0% (39-65), vs. High Point (March 15, 2016) in Columbia, S.C. Opponent: 61.0% (36-59) No. 13/12 Auburn (Feb. 14, 2024) in Auburn, Ala.
Shot 50% or better from the field:	South Carolina: 51.7% (30-58), vs. #25/RV Clemson (Dec. 17, 2024), in Columbia, S.C. Opponent: 56.0% (28-50), Oklahoma (Jan. 18, 2025), in Norman, Okla.
Shot less than 30% from the field:	South Carolina: 29.1% (16-55), at #17/16 Miss. State (Jan. 4, 2025), in Starkville, Miss. Opponent: 29.6% (16-54), Towson (Nov. 12, 2024), in Columbia, S.C.
Shot 50% or better from 3-point range (at least 10 attempts):	South Carolina: 52.2% (12-23), vs. East Carolina (Dec. 7, 2024), in Columbia, S.C. Opponent: 50.0% (5-10), Presbyterian (Dec. 30, 2024), in Columbia, S.C.
Shot 20% or less from 3-point range (at least 10 attempts):	South Carolina: 10.5% (2-19), at #17/16 Miss. State (Jan. 4, 2025), in Starkville, Miss. Opponent: 19.0% (4-21), Vanderbilt (Jan. 15, 2025), in Nashville, Tenn.
Dished 20 or more assists:	South Carolina: 20, at Mississippi State (Mar. 9, 2024), in Starkville, Miss. Opponent: 21, #5/5 Alabama (Jan. 8, 2025), in Columbia, S.C.
Made 35 or more shots:	South Carolina: 45, vs. Allen (Dec. 14, 2021) in Columbia, S.C. Opponent: 35, #5/5 Alabama (Jan. 8, 2025), in Columbia, S.C.
Attempted 80 or more shots:	South Carolina: 82, vs. No. 5/4 Kentucky, (Feb. 8, 2022) in Columbia, S.C. Opponent: 83, LSU (Feb. 10, 1996) in Columbia, S.C.
Attempted 70 or more shots:	South Carolina: 71,vs. VMI (Nov. 13, 2023), in Columbia, S.C. Opponent: 72, Army (Dec. 22, 2021) in Columbia, S.C.
Made 10 or more 3-pointers:	South Carolina: 12, vs. East Carolina (Dec. 7, 2024), in Columbia, S.C. Opponent: 12, Mercer (Nov. 21, 2024), in Columbia, S.C.
Did not make a 3-pointer:	South Carolina: vs. USC Upstate (Nov. 6, 2018) in Columbia Opponent: Mississippi State (Feb. 23, 2022) in Columbia, S.C.
Attempted 30 or more 3-pointers:	South Carolina: 30, vs. Radford (Dec. 22, 2024), in Columbia, S.C. Opponent: 37, Vanderbilt (Feb. 14, 2023) in Columbia, S.C.
Attempted 25 or more 3-pointers:	South Carolina: 26, vs.#5/6 Florida (Jan. 22, 2025), in Columbia, S.C. Opponent: 25, #17/16 Miss. State (Jan. 4, 2025), in Starkville, Miss.
Made 30 or more free throws:	South Carolina: 35, vs. Alabama (Feb. 7, 2017), in Columbia, S.C. Opponent: 34, Ole Miss (Feb. 13, 2021) in Columbia, S.C.
Attempted 40 or more free throws:	South Carolina: 50, vs. Alabama (Feb. 7, 2017) in Columbia, S.C. Opponent: 44, Ole Miss (Feb. 13, 2021) in Columbia, S.C.
Swiped 15 or more steals:	South Carolina: 15, at Georgia (Feb. 27, 2021) in Athens, Ga. Opponent: 15, Vanderbilt (Jan. 15, 2025), in Nashville, Tenn.
Blocked 12 or more shots:	South Carolina: 12, vs. Coastal Carolina (Nov. 30, 2018) in Coulmbia, S.C. Opponent: 12, Florida (Feb. 3, 2021) in Gainesvlle, Fla.
Blocked 8 or more shots:	South Carolina: 8, vs. North Florida (Nov. 4, 2024), in Columbia, S.C. Opponent: 8, #2/2 Auburn (Jan. 11, 2025), in Columbia, S.C.
Won by 30 or more points:	South Carolina: 32, vs. Florida A&M (Jan. 3, 2023), in Columbia, S.C. Opponent: 35, #17/16 Miss. State (Jan. 4, 2025), in Starkville, Miss.
Won by 20 or more points:	South Carolina: 26, vs.Radford (Dec. 22, 2024), in Columbia, S.C. Opponent: 20, Oklahoma (Jan. 18, 2025), in Norman, Okla.
Played a single overtime game:	Win: 91-88, #25/RV Clemson (Dec. 17, 2024), in Columbia, S.C. Loss: 78-76, vs. No. 2/2 Alabama (Feb. 22, 2023) in Columbia, S.C.
Played a double overtime game:	Win: 87-85 vs. WKU (Nov. 27, 2010) in Bowling Green, Ky. Loss: 98-88 vs. Louisville (Feb. 20, 1988) in Columbia, S.C.
South Carolina played a No. 1 Team in the country:	Win: 68-62 vs. #1/1 Kentucky (Jan. 26, 2010) in Columbia, S.C. Loss: 85-73 loss to #1/1 Tennessee (Feb. 13, 2019) in Knoxville, Tenn.
South Carolina played a top-5 opponent:	Win: 63-59 at #5/5 Tennessee, (Jan. 30, 2024) in Knoxville, Tenn. Loss: 70-69 loss to vs. #5/6 Florida (Jan. 22, 2025), in Columbia, S.C.
South Carolina played a top-10 opponent:	Win: 63-59 win at #5/5 Tennessee (Jan. 30, 2024) in Knoxville, Tenn. Loss: 85-42 loss vs. #8/9 Tennessee (Jan. 7, 2023), in Columbia, S.C.
South Carolina played a top-25 opponent:	Win: 91-88 OT win vs. #25/RV Clemson (Dec. 17, 2024), in Columbia, S.C. Loss: 85-50 loss at #17/16 Miss. State (Jan. 4, 2025), in Starkville, Miss.
South Carolina defeated a ranked opponent:	Home: 91-88 OT win vs. #25/RV Clemson (Dec. 17, 2024), in Columbia, S.C.. Away: 63-59 win at #5/5 Tennessee (Jan. 30, 2024) in Knoxville, Tenn. Neutral: 77-70 vs. #20/17 Florida (March 26, 2017) in New York City SEC Home: 82-76 win vs. #24/24 Florida (Mar. 2, 2024) in Columbia, S.C. SEC Away: 63-59 win at #5/5 Tennessee (Jan. 30, 2024) in Knoxville, Tenn.
South Carolina defeated a top-10 opponent	Home: 79-62 win vs. #6/6 Kentucky (Jan. 23, 2024) in Columbia, S.C. Away: 63-59 win at #5/5 Tennessee (Jan. 30, 2024) in Knoxville, Tenn. Neutral: 88-81 win vs. #7/7 Duke (March 19, 2017) in Greenville, S.C.
A South Carolina win opened the season:	Home: 82-53 win vs. USC Upstate (Nov. 6, 2023), in Columbia, S.C. Away: 73-52 win at Wofford (Nov. 10, 2017) in Spartanburg, S.C. Neutral: 74-61 win vs. Chaminade (Nov. 19, 2001) in Maui, Hawaii (Maui Invite)
South Carolina opened SEC play:	Home: 88-68 loss vs. #5/5 Alabama (Jan. 8, 2025), in Columbia, S.C. Away: 85-50 loss at #17/16 Miss. State (Jan. 4, 2025), in Starkville, Miss..

0 Jordan Butler

So. • Forward • 7-0 • 240 • Mauldin, S.C. // Missouri

INSTAGRAM: @jordanbutlerr0

CAREER HIGHS

Single Game Highs

Statistic	Value	
Points	10	at Ole Miss 02/17/24
Rebounds	5	at Texas A&M 01/23/24
Assists	2	vs Ole Miss 03/02/24
Steals	2	vs SIUE 11/13/23, at Vanderbilt 02/03/24
Blocks	3	vs Texas A&M 02/07/24
FG Made	4	at Ole Miss 02/17/24
FG Attempts	7	at Ole Miss 02/17/24
3FG Made	2	vs Virginia Tech 11/27/24
3FG Attempts	4	vs Illinois 12/22/23
FT Made	4	vs Clemson 12/17/24
FT Attempts	4	vs Loyola Maryland 11/25/23, at Ole Miss 02/17/24, vs Clemson 12/17/24

SUPERLATIVES

	'24-25	Career
Double-figure scoring	-	1
Double-figure rebounding	-	-
Double-double	-	-
2+ blocks	-	9
Team high scoring	-	-
Team high rebounding	-	-
Team high blocks	1	1*

*includes led, or shared team high ; * Carolina ONLY*

2024-25 GAME-BY-GAME

				Total		3-Pointers		Free throws		Rebounds										
Opponent	Date	GS	MIN	FG-FGA	PCT	3FG-3FGA	PCT	FT-FTA	PCT	OFF	DEF	TOT	AVG	PF	A	TO	BLK	STL	PTS	AVG
North Florida	11/04/2024		02:57	1-2	.500	1-1	1.000	0-0	.000	0	0	0	0.0	0	0	0	0	0	3	3.0
South Carolina St.	11/08/2024		03:46	0-0	.000	0-0	.000	0-0	.000	1	1	2	1.0	0	0	1	1	0	0	1.5
Towson	11/12/2024		02:53	0-1	.000	0-1	.000	0-0	.000	0	0	0	0.7	2	0	0	0	0	0	1.0
at Indiana	11/16/2024		01:46	0-0	.000	0-0	.000	0-0	.000	0	0	0	0.5	0	0	0	0	0	0	0.8
vs Xavier	11/25/2024		05:31	1-2	.500	1-2	.500	0-0	.000	0	0	0	0.4	1	0	0	1	0	3	1.2
vs Virginia Tech	11/27/2024		08:35	2-2	1.000	2-2	1.000	0-0	.000	0	1	1	0.5	0	1	0	1	0	6	2.0
at Boston College	12/03/2024		06:45	1-2	.500	1-2	.500	0-0	.000	0	0	0	0.4	2	1	0	0	0	3	2.1
USC Upstate	12/14/2024		07:22	0-2	.000	0-2	.000	1-2	.500	0	1	1	0.5	0	0	0	0	1	1	2.0
Clemson	12/17/2024		00:57	0-0	.000	0-0	.000	4-4	1.000	0	1	1	0.6	1	0	0	0	0	4	2.2
Radford	12/22/2024		03:47	0-1	.000	0-1	.000	0-0	.000	0	2	2	0.7	0	0	0	0	0	0	2.0
Presbyterian	12/30/2024		03:18	0-0	.000	0-0	.000	0-0	.000	1	1	2	0.8	0	0	0	0	0	0	1.8
at Mississippi St.	01/04/2025		05:13	0-3	.000	0-3	.000	0-0	.000	0	1	1	0.8	0	0	0	0	0	0	1.7
Alabama	01/08/2025		10:39	0-2	.000	0-2	.000	0-0	.000	0	1	1	0.8	0	0	0	1	1	0	1.5
Auburn	01/11/2025		01:29	0-0	.000	0-0	.000	0-0	.000	0	0	0	0.8	0	0	0	0	0	0	1.4
at Oklahoma	01/18/2025		04:04	1-2	.500	1-2	.500	0-0	.000	0	0	0	0.7	1	1	0	0	0	3	1.5
Florida	01/22/2025		02:52	0-0	.000	0-0	.000	0-0	.000	0	0	0	0.7	1	0	0	0	0	0	1.4
Totals		**0**	**71:54**	**6-19**	**.316**	**6-18**	**.333**	**5-6**	**.833**	**2**	**9**	**11**	**0.7**	**8**	**3**	**1**	**4**	**2**	**23**	**1.4**

Player Averages

Games Played	Minutes/ game	Points/ game	FG Pct	3FG Pct	FT Pct	Rebounds/ game	Assists/ game	Turnovers/ game	Assist/Turnover ratio	Steals/ game	Blocks/ game
16	4.5	1.4	31.6	33.3	83.3	0.7	0.2	0.1	3.0	0.1	0.3

PLAYER BIO

2024-25

- Hit four clutch FTs at end of first half in team's 91-88 (OT) win vs. No. 25 Clemson (Dec. 17)
- Made his Gamecock debut vs. North Florida (Nov. 4), hitting a 3 late in the first half

PRE-SOUTH CAROLINA

- Spent his freshman season at Missouri in 2023-24
- Played in 31 games for the Tigers, making 14 starts
- Averaged 2.3 points and 2.0 rebounds in 11.4 minutes per game
- Had his best game of the season at Ole Miss (Feb. 17) with 10 points (4-of-7 FGs) and five rebounds
- Four-star prospect and a top-150 player that was ranked No. 2 in the state of South Carolina coming out of high school
- Played five seasons at Chris Church Episcopal School with his father, John, serving as his coach
- Helped lead the Cavaliers to a pair of state titles in 2021 and 2023
- As a senior, averaged 21.4 points, 9.8 rebounds, 3.4 blocks and 1.2 assists per game
- Was the 2023 Class A State Player of the Year and was selected to play in the Carolina Classic All-Star Game
- Two-time all-state and all-region selection, averaged 11.0 points and 7.0 rebounds per game in his five prep years

PERSONAL

- Son of John and Casie – has an older brother John Jr. and a younger brother Josh
- Born on June 20, 2005
- Mom played basketball at South Carolina from 1997-00 ; was a two-time member of the SEC Academic Honor Roll (1999, 2000) and was a member of the 1999 SEC Community Service Team ; she played in 60 games for the Gamecocks, averaging 4.6 points and 2.7 rebounds per contest
- Older brother, John Jr., played at Florida State and currently plays for the Capital City Go-Go, the Washington Wizards G-League affiliate
- List chicken alfredo as favorite food
- Two favorite movies are Black Panther and Lion King
- Favorite player to watch and learn from is Anthony Davis
- Advice to young people is to stay the course ; you're on God's timing, not yours
- Communications major

CAREER STATS

				Field Goals		3-Point		F-Throws		Rebounds									Scoring	
SEASON	TEAM	GP-GS	MIN/AVG	FG-FGA	FG%	3FG-3FGA	3FG%	FT-FTA	FT%	OFF	DEF	TOT	AVG	PF-FO	A	TO	BLK	STL	PTS	AVG
2023-24	MO	30-13	329/11.0	23-58	.397	4-25	.160	10-20	.500	19	38	57	1.9	67-4	4	12	25	9	60	2.0
2024-25	SC	16-0	72/4.5	6-19	.316	6-18	.333	5-6	.833	2	9	11	0.7	8-0	3	1	4	2	23	1.4
TOTAL FOR SC		**16-0**	**72/4.5**	**6-19**	**.316**	**6-18**	**.333**	**5-6**	**.833**	**2**	**9**	**11**	**0.7**	**8-0**	**3**	**1**	**4**	**2**	**23**	**1.4**
TOTAL		**46-13**	**401/8.7**	**29-77**	**.377**	**10-43**	**.233**	**15-26**	**.577**	**21**	**47**	**68**	**1.5**	**75-4**	**7**	**13**	**29**	**11**	**83**	**1.8**

1 JACOBI WRIGHT

Sr. • Guard • 6-2 • 185 • Fort Mill, S.C. // Legacy Early College (Greenville, S.C.)

IG: @_jacobi
X: @JacobiWright
TIKTOK: @_jacobiwright

CAREER HIGHS

Single Game Highs

Statistic	Value	
Points	20	vs South Carolina St. 11/08/24, vs Alabama 01/08/25
Rebounds	10	at Vanderbilt 01/15/25
Assists	6	vs Georgetown 12/05/21, vs North Florida 11/04/24, vs USC Upstate 12/14/24
Steals	2	10 times
Blocks	1	7 times
FG Made	7	vs Alabama 02/22/23, vs Alabama 01/08/25, vs South Carolina St. 11/08/24
FG Attempts	12	vs USC Upstate 11/25/22, vs Florida 03/02/24, vs Alabama 01/08/25
3FG Made	5	at LSU 02/18/23
3FG Attempts	8	vs Florida 03/02/24, at LSU 02/18/23
FT Made	6	vs Alabama 01/08/25, at Vanderbilt 01/15/25
FT Attempts	8	vs Georgia 03/04/23

SUPERLATIVES

	'24-25	Career
Double-figure scoring	8	27
Double-figure assists	-	-
Double-figure rebounds	1	1
Double-double	-	-
5+ assists	4	6
2+ steals	1	10
Team high scoring	2	2
Team high assists	6	28
Team high rebounds	1	1
Team high steals	2	14

includes led, or shared team high

2024-25 GAME-BY-GAME

				Total		3-Pointers		Free throws		Rebounds										
Opponent	Date	GS	MIN	FG-FGA	PCT	3FG-3FGA	PCT	FT-FTA	PCT	OFF	DEF	TOT	AVG	PF	A	TO	BLK	STL	PTS	AVG
North Florida	11/04/2024		27:40	6-8	.750	0-1	.000	0-0	.000	0	2	2	2.0	1	6	2	0	0	12	12.0
South Carolina St.	11/08/2024	*	26:42	7-10	.700	4-7	.571	2-2	1.000	0	2	2	2.0	1	3	3	1	0	20	16.0
Towson	11/12/2024	*	29:09	5-11	.455	3-7	.429	3-4	.750	0	2	2	2.0	1	2	1	0	1	16	16.0
at Indiana	11/16/2024	*	27:52	2-11	.182	0-3	.000	2-4	.500	0	0	0	1.5	0	2	0	0	0	6	13.5
Mercer	11/21/2024	*	27:09	4-10	.400	2-6	.333	1-2	.500	2	1	3	1.8	0	5	4	1	1	11	13.0
vs Xavier	11/25/2024	*	28:17	4-8	.500	0-2	.000	2-2	1.000	0	4	4	2.2	2	1	1	0	0	10	12.5
vs Virginia Tech	11/27/2024	*	29:37	1-5	.200	1-4	.250	4-6	.667	0	3	3	2.3	3	2	1	0	0	7	11.7
at Boston College	12/03/2024	*	25:52	2-3	.667	1-1	1.000	3-4	.750	0	1	1	2.1	2	3	2	0	1	8	11.3
East Carolina	12/07/2024	*	28:12	2-9	.222	2-5	.400	0-0	.000	0	2	2	2.1	1	1	0	0	0	6	10.7
USC Upstate	12/14/2024	*	23:35	3-8	.375	2-3	.667	2-2	1.000	1	1	2	2.1	1	6	2	0	0	10	10.6
Clemson	12/17/2024	*	40:48	4-9	.444	1-2	.500	0-2	.000	0	2	2	2.1	2	2	1	0	0	9	10.5
Radford	12/22/2024	*	23:31	2-6	.333	2-5	.400	0-0	.000	2	0	2	2.1	2	1	1	0	0	6	10.1
Presbyterian	12/30/2024	*	19:53	0-2	.000	0-1	.000	0-0	.000	0	0	0	1.9	0	1	1	0	0	0	9.3
at Mississippi St.	01/04/2025	*	19:55	1-4	.250	0-2	.000	0-0	.000	0	0	0	1.8	0	0	0	0	0	2	8.8
Alabama	01/08/2025	*	30:38	7-12	.583	0-2	.000	6-6	1.000	0	3	3	1.9	2	1	2	1	2	20	9.5
Auburn	01/11/2025	*	30:51	0-5	.000	0-2	.000	0-0	.000	1	2	3	1.9	2	4	3	0	0	0	8.9
at Vanderbilt	01/15/2025	*	33:10	1-6	.167	0-2	.000	6-6	1.000	2	8	10	2.4	5	2	3	0	1	8	8.9
at Oklahoma	01/18/2025	*	33:21	4-8	.500	2-2	1.000	0-0	.000	1	1	2	2.4	1	5	2	0	1	10	8.9
Florida	01/22/2025	*	37:42	2-8	.250	0-3	.000	2-2	1.000	0	5	5	2.5	2	2	2	0	0	6	8.8
Totals		**18**	**543:54**	**57-143**	**.399**	**20-60**	**.333**	**33-42**	**.786**	**9**	**39**	**48**	**2.5**	**28**	**49**	**31**	**3**	**7**	**167**	**8.8**

Player Averages

Games Played	Minutes/ game	Points/ game	FG Pct	3FG Pct	FT Pct	Rebounds/ game	Assists/ game	Turnovers/ game	Assist/Turnover ratio	Steals/ game	Blocks/ game
19	28.6	8.8	39.9	33.3	78.6	2.5	2.6	1.6	1.6	0.4	0.2

PLAYER BIO

AWARDS/HONORS
- SEC Academic Honor Roll – 2021-22, 2022-23, 2023-24
- SEC Community Service Team – 2022

2024-25
- 10 pts, 5 ast (led team) at Oklahoma (Jan. 18)
- Career-high 10 rebounds at Vanderbilt (Jan. 15)
- Tied career high again with 20 pts vs. #5/5 Alabama (Jan. 8)
- Matched career high with 6 assists vs. USC Upstate (Dec. 14)
- Had career-high 20 points in first win of the season vs. SC State (Nov. 8) ; went 7-of-10 from the floor and 4-of-7 from 3 ; was his first time leading team in scoring in 4 seasons
- Matched his career-high with six assists in season-opener vs. UNF (Nov. 4)

CAREER HIGHLIGHTS
- Played in all 34 games in 23-24 with one start and was key reserve off the bench ; averaged 5.9 points, 1.9 assists and 1.8 rebounds in 22.9 minutes per game in helping the team to post a 26-8 record and return to the NCAA Tournament for the first time since 2017
- Team went 8-0 in games he scored in double figures in 23-24
- Scored a season-high 16 points in a comeback victory vs. No. 24/24 Florida (3/2/24) ; was 4-of-8 from 3
- Went 4-of-6 from 3 and had 14 pts off the bench in win vs. No. 6/6 Kentucky (1/23/24)
- Played a season-high 29 minutes and had 11 points in comeback, overtime victory at Missouri (1/13/24) ; hit the game-winning shot with 13 seconds left in OT with a fade-away jumper over 7-foot-5 Connor Vanover
- Became key contributor in sophomore campaign, playing in 32 games with 15 starts including the final nine games of the season
- Averaged 7.3 points, 2.1 rebounds and 1.8 assists per game ; scored in double figures nine times and dished out three or more assists on 10 occasions
- Had 13 points off the bench in overtime game at Georgia (1/28/23) ; was his first career SEC game in double figures
- Led the team to a comeback victory on the road at Ole Miss (2/11/23) with 17 points, five rebounds and four assists ; nailed a go-ahead corner 3 with 44 seconds remaining in the 64-61 victory
- Led the team to victory again on the road with a then career-high 18 points at LSU (2/18/23) ; made 5 3s (career-high)

PERSONAL
- Son of Chris and Mikisha Wright ; has a younger sister, Kiana
- His advice to young people is "believe in yourself, or nobody else will, everyone's journey is different."
- Began playing basketball at the age of five
- Lists Devin Booker as his favorite pro player
- A sport and entertainment management major

CAREER STATS

				Field Goals		3-Point		F-Throws		Rebounds									Scoring	
SEASON	TEAM	GP-GS	MIN/AVG	FG-FGA	FG%	3FG-3FGA	3FG%	FT-FTA	FT%	OFF	DEF	TOT	AVG	PF-FO	A	TO	BLK	STL	PTS	AVG
2021-22	SC	30-9	465/15.5	36-113	.319	11-43	.256	20-28	.714	7	40	47	1.6	36-0	55	38	1	15	103	3.4
2022-23	SC	32-15	941/29.4	82-207	.396	28-80	.350	42-57	.737	14	53	67	2.1	56-0	57	31	1	17	234	7.3
2023-24	SC	34-1	779/22.9	69-191	.361	29-90	.322	35-49	.714	15	46	61	1.8	46-0	64	21	2	15	202	5.9
2024-25	SC	19-18	544/28.6	57-143	.399	20-60	.333	33-42	.786	9	39	48	2.5	28-1	49	31	3	7	167	8.8
TOTAL		**115-43**	**2728/23.7**	**244-654**	**.373**	**88-273**	**.322**	**130-176**	**.739**	**45**	**178**	**223**	**1.9**	**166-1**	**225**	**121**	**7**	**54**	**706**	**6.1**

2 Zachary Davis

Jr. • Guard • 6-7 • 200 • Orangeburg, S.C. // Denmark-Olar (Denmark, S.C.)

IG: @therealzlo
X: @ZacharyDavis2_
TIKTOK: @itsnotzachary

CAREER HIGHS

Single Game Highs

Statistic	Value	
Points	22	at Mississippi St. 01/04/25, vs Florida 01/22/25
Rebounds	9	at Ole Miss 02/24/24
Assists	4	5 times
Steals	3	5 times
Blocks	2	vs Tennessee 01/07/23
FG Made	9	vs Florida 01/22/25
FG Attempts	18	vs Florida 01/22/25
3FG Made	3	vs Florida 01/22/25
3FG Attempts	10	vs Florida 01/22/25
FT Made	9	at Mississippi St. 01/04/25
FT Attempts	10	at Mississippi St. 01/04/25

SUPERLATIVES

	'24-25	Career
Double-figure scoring	8	15
Double-figure rebounding	-	-
Double-double	-	-
5+ assists	-	-
2+ blocks	-	1
3+ steals	2	5
Team high scoring	2	3
Team high rebounding	-	3
Team high assists	4	9
Team high blocks	1	9
Team high steals	4	22

*includes led, or shared team high ; * Carolina ONLY*

2024-25 GAME-BY-GAME

				Total		3-Pointers		Free throws		Rebounds										
Opponent	Date	GS	MIN	FG-FGA	PCT	3FG-3FGA	PCT	FT-FTA	PCT	OFF	DEF	TOT	AVG	PF	A	TO	BLK	STL	PTS	AVG
North Florida	11/04/2024	*	26:51	4-8	.500	1-5	.200	3-4	.750	1	5	6	6.0	4	4	2	0	1	12	12.0
South Carolina St.	11/08/2024		28:08	3-7	.429	0-3	.000	4-4	1.000	2	4	6	6.0	2	4	0	0	1	10	11.0
Towson	11/12/2024		18:31	1-4	.250	0-2	.000	0-1	.000	0	4	4	5.3	4	1	0	0	1	2	8.0
at Indiana	11/16/2024		12:12	3-4	.750	0-1	.000	2-2	1.000	0	2	2	4.5	2	1	0	0	0	8	8.0
Mercer	11/21/2024		27:23	7-12	.583	2-5	.400	2-4	.500	1	4	5	4.6	0	2	0	0	1	18	10.0
vs Xavier	11/25/2024		26:13	3-8	.375	0-1	.000	2-2	1.000	2	2	4	4.5	1	2	0	0	2	8	9.7
vs Virginia Tech	11/27/2024		27:11	4-8	.500	1-2	.500	3-4	.750	2	5	7	4.9	0	3	2	0	0	12	10.0
at Boston College	12/03/2024		26:37	2-2	1.000	1-1	1.000	3-6	.500	0	3	3	4.6	2	0	0	0	1	8	9.8
East Carolina	12/07/2024		28:07	3-5	.600	2-2	1.000	2-4	.500	1	2	3	4.4	2	2	3	0	0	10	9.8
USC Upstate	12/14/2024		14:28	3-7	.429	1-3	.333	2-2	1.000	0	2	2	4.2	1	0	2	0	1	9	9.7
Clemson	12/17/2024		09:10	0-1	.000	0-0	.000	0-0	.000	0	0	0	3.8	4	0	0	0	0	0	8.8
Radford	12/22/2024		18:28	2-7	.286	0-3	.000	4-4	1.000	1	0	1	3.6	0	0	0	0	0	8	8.8
Presbyterian	12/30/2024		26:37	1-6	.167	0-0	.000	5-6	.833	4	3	7	3.8	5	1	2	1	3	7	8.6
at Mississippi St.	01/04/2025		23:46	6-13	.462	1-4	.250	9-10	.900	2	1	3	3.8	0	0	2	0	0	22	9.6
Alabama	01/08/2025	*	28:47	4-9	.444	2-2	1.000	0-0	.000	0	5	5	3.9	2	2	1	1	0	10	9.6
Auburn	01/11/2025	*	26:30	3-5	.600	0-0	.000	0-0	.000	1	5	6	4.0	3	1	1	0	0	6	9.4
at Vanderbilt	01/15/2025	*	28:26	1-5	.200	1-2	.500	0-0	.000	0	6	6	4.1	0	2	5	0	0	3	9.0
at Oklahoma	01/18/2025	*	34:29	2-9	.222	2-7	.286	1-4	.250	1	2	3	4.1	3	2	4	0	2	7	8.9
Florida	01/22/2025	*	32:33	9-18	.500	3-10	.300	1-2	.500	1	4	5	4.1	2	4	6	0	3	22	9.6
Totals		**6**	**464:27**	**61-138**	**.442**	**17-53**	**.321**	**43-59**	**.729**	**19**	**59**	**78**	**4.1**	**37**	**31**	**30**	**2**	**16**	**182**	**9.6**

Player Averages

Games Played	Minutes/ game	Points/ game	FG Pct	3FG Pct	FT Pct	Rebounds/ game	Assists/ game	Turnovers/ game	Assist/Turnover ratio	Steals/ game	Blocks/ game
19	24.4	9.6	44.2	32.1	72.9	4.1	1.6	1.6	1.0	0.8	0.1

PLAYER BIO

AWARDS/HONORS

- SEC Academic Honor Roll – 2023-24
- SEC Community Service Team – 2023-24

2024-25

- Matched career-high with 22 pts (18 in the 2nd half) vs. #5/5 Florida (Jan. 22) ; also led the team with 3 stls
- Career-high 22 pts at #17/16 Miss. St. (Jan. 4)
- Matched career-high with 3 stls in win vs. PC (Dec. 30)
- Career-high 18 pts off bench in win over Mercer (Nov. 21)
- Came off the bench in win vs. SC State (Nov. 8) and filled up the stat sheet with 10 pts, 6 reb, 4 ast, 1 stl and 0 TOs

CAREER HIGHLIGHTS

- Became a key contributor and the team's best defender in second season in 23-24, playing in 33 games while starting the final 17 contests
- Averaged 5.9 points, 3.6 rebounds, 1.3 assists and 0.7 steals in 23.0 minutes per game in 23-24
- Scored in double figures a career-best six times, five of which came in SEC games ; team was 8-1 when he scored nine or more points in 23-24
- Shot 43.2 percent (70-of-162) from the floor in 23-24, the third-best percentage on the team of the seven players who played 20.0 minutes or more per game
- Put together impressive back-to-back performances on the road in wins at Ole Miss (2/24/24) and at Texas A&M (2/28/24) ; had 14 points and a career-high nine rebounds against the Rebels ; logged a career-high 16 points on 8-of-14 shooting against the Aggies
- Appeared in 30 games making a pair of starts in 22-23 ; averaged 2.2 points, 2.2 rebounds and 0.7 assists per game while shooting 38.2 percent (26-of-68) from the floor
- Started for the first time in a 68-53 win vs. USC Upstate (11/25/22) and finished the game with seven points, four rebounds and an assist
- Started for the first time in SEC play vs. Texas A&M (1/14/23) and had a season-high 13 points in 22 minutes ; went 4-of-6 from the field in what was his only game in double figures on the season

PERSONAL

- Son of Hercules and Karla Davis – has an older sister, Danielle
- Dad was his high school coach at Denmark-Olar
- Earned a spot on the A-B honor roll every year of high school
- Thinks he can beat coach Paris in HORSE but that it would be a 'good game'
- Shrimp alfredo is favorite meal and go-to spot for a meal is Zaxby's
- Mass communication major

CAREER STATS

				Field Goals		3-Point		F-Throws		Rebounds									Scoring	
SEASON	TEAM	GP-GS	MIN/AVG	FG-FGA	FG%	3FG-3FGA	3FG%	FT-FTA	FT%	OFF	DEF	TOT	AVG	PF-FO	A	TO	BLK	STL	PTS	AVG
2022-23	SC	30-2	418/13.9	26-68	.382	6-35	.171	8-12	.667	16	51	67	2.2	33-0	22	18	5	21	66	2.2
2023-24	SC	33-17	757/23.0	70-162	.432	18-72	.250	36-54	.667	32	86	118	3.6	60-0	43	32	7	22	194	5.9
2024-25	SC	19-6	464/24.4	61-138	.442	17-53	.321	43-59	.729	19	59	78	4.1	37-1	31	30	2	16	182	9.6
TOTAL		**82-25**	**1640/20.0**	**157-368**	**.427**	**41-160**	**.256**	**87-125**	**.696**	**67**	**196**	**263**	**3.2**	**130-1**	**96**	**80**	**14**	**59**	**442**	**5.4**

5 Nick Pringle

Gr. • Forward • 6-10 • 220 • Seabrook, S.C. // Alabama

IG: @inickpringle
X: @iNickPringle

CAREER HIGHS

Single Game Highs

Statistic	Value	
Points	19	vs Georgia 02/18/23, vs A&M-Corpus Christi 03/16/23, vs USC Upstate 12/14/24
Rebounds	15	vs A&M-Corpus Christi 03/16/23
Assists	4	vs Radford 12/22/24
Steals	3	vs Toccoa Falls 11/25/20, vs Florida 02/08/23
Blocks	3	vs Longwood 11/07/22, vs South Alabama 11/14/23, vs North Florida 11/04/24
FG Made	9	vs Georgia 02/18/23
FG Attempts	13	vs Florida 02/21/24
3FG Attempts	1	vs Carver 11/28/20, at Richmond 12/07/20
FT Made	10	vs Radford 12/22/24
FT Attempts	13	vs Clemson 03/30/24

SUPERLATIVES

	'24-25	Career
Double-figure scoring	9	28
Double-figure rebounding	3	10
Double-double	2	8
3+ steals	-	2
2+ blocks	3	12
Team high scoring	1	1*
Team high rebounding	7	7*
Team high assists	1	1*
Team high blocks	5	5*

*includes led, or shared team high ; * Carolina ONLY*

2024-25 GAME-BY-GAME

				Total		3-Pointers		Free throws		Rebounds										
Opponent	Date	GS	MIN	FG-FGA	PCT	3FG-3FGA	PCT	FT-FTA	PCT	OFF	DEF	TOT	AVG	PF	A	TO	BLK	STL	PTS	AVG
North Florida	11/04/2024	*	21:51	0-2	.000	0-0	.000	3-8	.375	1	8	9	9.0	0	1	0	3	0	3	3.0
South Carolina St.	11/08/2024	*	23:15	3-7	.429	0-0	.000	2-5	.400	2	2	4	6.5	5	2	0	0	1	8	5.5
Towson	11/12/2024	*	29:30	6-8	.750	0-0	.000	3-4	.750	2	7	9	7.3	1	2	2	1	1	15	8.7
at Indiana	11/16/2024	*	32:44	4-5	.800	0-0	.000	5-7	.714	4	7	11	8.3	4	2	3	1	1	13	9.8
Mercer	11/21/2024	*	24:25	1-3	.333	0-0	.000	4-6	.667	1	6	7	8.0	3	1	0	1	0	6	9.0
vs Xavier	11/25/2024	*	18:43	4-7	.571	0-0	.000	1-1	1.000	0	3	3	7.2	4	0	0	0	0	9	9.0
vs Virginia Tech	11/27/2024	*	16:28	1-2	.500	0-0	.000	0-0	.000	1	5	6	7.0	3	2	0	0	0	2	8.0
at Boston College	12/03/2024	*	18:56	3-5	.600	0-0	.000	5-6	.833	1	3	4	6.6	2	1	1	0	0	11	8.4
East Carolina	12/07/2024	*	25:54	2-3	.667	0-0	.000	4-4	1.000	3	7	10	7.0	2	1	1	0	0	8	8.3
USC Upstate	12/14/2024	*	24:39	8-10	.800	0-0	.000	3-3	1.000	2	4	6	6.9	2	0	1	2	0	19	9.4
Clemson	12/17/2024	*	26:32	7-8	.875	0-0	.000	4-7	.571	1	4	5	6.7	5	2	1	1	0	18	10.2
Radford	12/22/2024	*	27:15	1-1	1.000	0-0	.000	10-10	1.000	2	6	8	6.8	3	4	1	1	0	12	10.3
Presbyterian	12/30/2024	*	24:38	5-6	.833	0-0	.000	4-7	.571	1	4	5	6.7	1	2	1	2	0	14	10.6
at Mississippi St.	01/04/2025	*	27:59	3-5	.600	0-0	.000	2-4	.500	1	2	3	6.4	3	3	3	0	1	8	10.4
Alabama	01/08/2025	*	25:04	4-6	.667	0-0	.000	5-9	.556	1	5	6	6.4	3	0	3	0	0	13	10.6
Auburn	01/11/2025	*	32:09	5-11	.455	0-0	.000	2-5	.400	5	5	10	6.6	3	0	0	0	1	12	10.7
at Vanderbilt	01/15/2025	*	23:09	0-2	.000	0-0	.000	3-4	.750	1	2	3	6.4	5	1	3	0	0	3	10.2
at Oklahoma	01/18/2025	*	18:04	2-4	.500	0-0	.000	1-2	.500	1	3	4	6.3	3	1	3	0	0	5	9.9
Florida	01/22/2025	*	34:33	4-6	.667	0-0	.000	0-2	.000	4	3	7	6.3	3	3	3	0	1	8	9.8
Totals		**19**	**475:48**	**63-101**	**.624**	**0-0**	**.000**	**61-94**	**.649**	**34**	**86**	**120**	**6.3**	**55**	**28**	**26**	**12**	**6**	**187**	**9.8**

Player Averages

Games Played	Minutes/ game	Points/ game	FG Pct	3FG Pct	FT Pct	Rebounds/ game	Assists/ game	Turnovers/ game	Assist/Turnover ratio	Steals/ game	Blocks/ game
19	25.0	9.8	62.4	0.0	64.9	6.3	1.5	1.4	1.1	0.3	0.6

PLAYER BIO

2024-25

- 12 pts & 10 reb vs. #2/2 Auburn (Jan. 11)
- 12 pts, 8 reb & 4 ast (career high) in win vs. Radford (Dec. 22) ; made career-high 10 FTs and was perfect 10-for-10 at FT line (first SC player to make 10 FTs & not miss since Gregory "GG" Jackson II at Miss. State on 2/28/23)
- 18 pts (7-of-8 FGs) in OT win vs. Clemson (Dec. 17)
- Led team with 19 pts in win vs. USC Upstate (Dec. 14)
- First double-double at SC with 13 pts (4-of-5 FGs) and 11 reb at No. 16/16 Indiana
- First game in double figures at SC with 15 pts and 9 reb in blowout victory over Towson (Nov. 12)
- Finished with 8 pts and 4 reb in win vs. SC State (Nov. 8)
- Had team-high 9 reb in opener vs. North Florida (Nov. 4) ; also had 3 blks

CAREER HIGHLIGHTS

- In two seasons at Alabama (2022-24), averaged 5.2 points and 4.1 rebounds per contest in 68 games played
- Helped lead the team to its first Final Four in program history this past season playing in 34 games (16 starts) while averaging 6.8 points, 5.1 rebounds, 0.7 assists and 0.7 blocks per contest
- Had a trio of double-doubles, including 16 points and 11 rebounds in the team's Elite Eight win over Clemson
- Led the Crimson Tide with a 62.3 field goal percentage (86-of-138) and 40 dunks in 2023-24 ; had a season-high 17 points in a 109-92 win at LSU (2/10/24)
- Was a part of a Crimson Tide team that won the SEC Regular Season Championship and the SEC Tournament in 2022-23
- Played in 36 games and helped Alabama reach the Sweet 16 ; had the best game of his career in the round of 64 in the 2023 NCAA Tournament with 19 points and 15 rebounds in a 96-75 win over Texas A&M-Corpus Christi
- Spent a season at Dodge City Community College in Kansas in 2021-22 ; had seven double-doubles and 14 double-digit rebounding performances for the Conquistadors
- Was ranked the No. 1 JUCO power forward and the No. 2 overall JUCO prospect by 247Sports
- Began his collegiate career at Wofford in 2020-21, playing in 15 games for the Terriers

PERSONAL

- Son of Kwajalean ; born on Sept. 16, 2001
- Has two cousins that played football at Jackson State and another that played at Eskrine College ; another cousin, Dee Delaney, plays defensive back for the Buffalo Bills
- List Martin and The Fresh Prince of Bel Air as favorite TV shows
- Fav pro players to watch & learn from are Kevin Durant & Myles Turner

CAREER STATS

				Field Goals		3-Point		F-Throws		Rebounds									Scoring	
SEASON	TEAM	GP-GS	MIN/AVG	FG-FGA	FG%	3FG-3FGA	3FG%	FT-FTA	FT%	OFF	DEF	TOT	AVG	PF-FO	A	TO	BLK	STL	PTS	AVG
2020-21	WOF	15-0	92/6.2	13-22	.591	0-2	.000	4-11	.364	13	19	32	2.1	13-0	2	9	1	8	30	2.0
2022-23	UA	36-0	289/8.0	50-59	.847	0-0	.000	26-55	.473	37	74	111	3.1	59-0	7	17	15	8	126	3.5
2023-24	UA	34-16	626/18.4	86-138	.623	0-0	.000	60-108	.556	74	101	175	5.1	89-5	24	34	23	11	232	6.8
2024-25	SC	19-19	476/25.0	63-101	.624	0-0	.000	61-94	.649	34	86	120	6.3	55-3	28	26	12	6	187	9.8
TOTAL FOR SC		**19-19**	**476/25.0**	**63-101**	**.624**	**0-0**	**.000**	**61-94**	**.649**	**34**	**86**	**120**	**6.3**	**55-3**	**28**	**26**	**12**	**6**	**187**	**9.8**
TOTAL		**104-35**	**1483/14.3**	**212-320**	**.663**	**0-2**	**.000**	**151-268**	**.563**	**158**	**280**	**438**	**4.2**	**216-8**	**61**	**86**	**51**	**33**	**575**	**5.5**

6 Jamarii Thomas

Sr. • Guard • 5-11 • 190 • Greensboro, N.C. // Norfolk State

IG: @thejamariithomas
X: @JamariiXThomas
TIKTOK: @thejamariithomas

CAREER HIGHS

Single Game Highs

Statistic	Value	
Points	31	at Illinois St. 12/09/23
Rebounds	7	vs Penn St-Wilkes Barre 11/06/23, vs Clemson 12/17/24
Assists	9	vs William & Mary 11/28/23
Steals	5	vs FGCU 11/20/23
Blocks	1	14 times
FG Made	9	at Stony Brook 12/13/23
FG Attempts	19	at Morgan St. 02/26/24
3FG Made	5	at Stony Brook 12/13/23, vs East Carolina 12/07/24
3FG Attempts	8	at Delaware St. 03/02/24, vs East Carolina 12/07/24
FT Made	16	vs N.C. Central 02/19/24
FT Attempts	19	vs N.C. Central 02/19/24

SUPERLATIVES

	'24-25	Career
Double-figure scoring	11	53
Double-figure assists	-	-
Double-double	-	-
5+ assists	5	21
3+ steals	2	18
Team high scoring	3	3
Team high rebounding	1	1*
Team high assists	6	6*
Team high steals	8	8*

*includes led, or shared team high ; * Carolina ONLY*

2024-25 GAME-BY-GAME

				Total		3-Pointers		Free throws		Rebounds										
Opponent	**Date**	**GS**	**MIN**	**FG-FGA**	**PCT**	**3FG-3FGA**	**PCT**	**FT-FTA**	**PCT**	**OFF**	**DEF**	**TOT**	**AVG**	**PF**	**A**	**TO**	**BLK**	**STL**	**PTS**	**AVG**
North Florida	11/04/2024	*	33:18	4-8	.500	0-2	.000	4-4	1.000	0	4	4	4.0	3	2	3	0	2	12	12.0
South Carolina St.	11/08/2024	*	28:30	5-8	.625	0-1	.000	4-5	.800	0	2	2	3.0	3	3	2	1	2	14	13.0
Towson	11/12/2024	*	21:49	0-1	.000	0-1	.000	6-10	.600	1	3	4	3.3	3	5	5	0	2	6	10.7
at Indiana	11/16/2024	*	35:53	5-14	.357	1-5	.200	2-4	.500	1	2	3	3.3	4	4	2	0	1	13	11.3
Mercer	11/21/2024	*	28:08	5-10	.500	4-5	.800	5-8	.625	0	2	2	3.0	4	1	1	0	3	19	12.8
vs Xavier	11/25/2024	*	33:41	3-10	.300	1-3	.333	4-6	.667	0	6	6	3.5	3	2	2	0	0	11	12.5
vs Virginia Tech	11/27/2024	*	25:37	2-7	.286	2-6	.333	3-5	.600	0	1	1	3.1	3	0	1	0	0	9	12.0
at Boston College	12/03/2024	*	29:02	2-9	.222	1-4	.250	3-4	.750	0	3	3	3.1	4	5	1	0	0	8	11.5
East Carolina	12/07/2024	*	35:29	7-14	.500	5-8	.625	3-7	.429	0	0	0	2.8	0	7	3	0	0	22	12.7
USC Upstate	12/14/2024	*	31:10	4-10	.400	2-6	.333	1-2	.500	0	3	3	2.8	3	3	0	0	2	11	12.5
Clemson	12/17/2024	*	40:52	2-11	.182	0-5	.000	7-10	.700	2	5	7	3.2	2	3	3	0	3	11	12.4
Radford	12/22/2024	*	32:31	5-11	.455	4-6	.667	4-4	1.000	0	4	4	3.3	1	2	3	1	1	18	12.8
Presbyterian	12/30/2024	*	28:43	4-10	.400	1-2	.500	1-3	.333	1	2	3	3.2	2	6	3	1	2	10	12.6
at Mississippi St.	01/04/2025	*	32:44	1-8	.125	0-3	.000	4-5	.800	1	2	3	3.2	2	6	1	0	2	6	12.1
Alabama	01/08/2025	*	26:37	6-9	.667	1-3	.333	2-4	.500	2	1	3	3.2	5	1	3	1	1	15	12.3
Totals		**15**	**464:04**	**55-140**	**.393**	**22-60**	**.367**	**53-81**	**.654**	**8**	**40**	**48**	**3.2**	**42**	**50**	**33**	**4**	**21**	**185**	**12.3**

Player Averages

Games Played	Minutes/ game	Points/ game	FG Pct	3FG Pct	FT Pct	Rebounds/ game	Assists/ game	Turnovers/ game	Assist/Turnover ratio	Steals/ game	Blocks/ game
15	30.9	12.3	39.3	36.7	65.4	3.2	3.3	2.2	1.5	1.4	0.3

PLAYER BIO

AWARDS/HONORS

- 2024 MEAC Player of the Year & Newcomer of the Year
- 2024 First Team All-MEAC & All-Defensive Team
- 2024 Lou Henson National Player of the Year Finalist

2024-25

- Out 3-4 weeks with a right knee sprain sustained in practice on Jan. 9
- Gamecocks 3-0 this season when he leads the team in scoring
- Led team with 18 pts in win vs. Radford (Dec. 22)
- Tied career-high with 7 reb. in OT win vs. #25 Clemson (Dec. 17)
- Season-high 22 pts in win vs. ECU (Dec. 7) and tied career-high with 5 made 3s
- 19 pts and 3 stls in win over Mercer (Nov. 21)
- 14 points in first win of the season against SC State (Nov. 8)
- Started against UNF (Nov. 4) and had 12 points, 4 reb, 2 ast and 2 stls in his Gamecock debut

CAREER HIGHLIGHTS

- In three seasons prior to 24-25, played in 92 games (53 starts), averaging 9.2 points, 2.6 rebounds, 2.3 assists and 1.1 steals per game
- Averaged 16.9 points, 3.8 rebounds, 3.8 assists and 2.1 steals per game in one season at Norfolk State in 2023-24 ; had 10 games with 20+ points
- Had shooting splits of 40.4 percent from the floor, 38.0 percent from behind the arc and 80.9 percent at the charity stripe in 31.1 minutes per game for the Spartans
- Spent two seasons at UNC-Wilmington from 2021-23 where he played in 59 games ; as a sophomore in 2022-23, appeared in 34 games with 23 starts, averaging 7.1 points, 2.2 assists and 2.2 rebounds per game

PERSONAL

- Son of Tarique and Aja – has a younger brother, Jailen
- Born on June 26, 2002
- Chose South Carolina because of it's proximity to home and the opportunity to play in the best conference
- Off the court, enjoys to bowl & going to amusement parks
- List alfredo pasta as favorite food
- Favorite pro players to watch and learn from are Ja Morant and Jrue Holiday
- Advice to younger self is stay true to who you are and never let anybody take your confidence away

CAREER STATS

				Field Goals		3-Point		F-Throws		Rebounds									Scoring	
SEASON	**TEAM**	**GP-GS**	**MIN/AVG**	**FG-FGA**	**FG%**	**3FG-3FGA**	**3FG%**	**FT-FTA**	**FT%**	**OFF**	**DEF**	**TOT**	**AVG**	**PF-FO**	**A**	**TO**	**BLK**	**STL**	**PTS**	**AVG**
2021-22	UNCW	26-0	178/6.9	15-46	.326	2-11	.182	18-24	.750	7	21	28	1.1	24-0	15	20	3	8	50	1.9
2022-23	UNCW	34-23	651/19.2	79-213	.371	21-62	.339	61-82	.744	15	60	75	2.2	64-0	75	59	4	22	240	7.1
2023-24	Norf	33-30	1025/31.0	155-384	.404	52-137	.380	195-241	.809	24	101	125	3.8	81-0	125	79	3	69	557	16.9
2024-25	SC	15-15	464/30.9	55-140	.393	22-60	.367	53-81	.654	8	40	48	3.2	42-1	50	33	4	21	185	12.3
TOTAL FOR SC		**15-15**	**464/30.9**	**55-140**	**.393**	**22-60**	**.367**	**53-81**	**.654**	**8**	**40**	**48**	**3.2**	**42-1**	**50**	**33**	**4**	**21**	**185**	**12.3**
TOTAL		**108-68**	**2318/21.5**	**304-783**	**.388**	**97-270**	**.359**	**327-428**	**.764**	**54**	**222**	**276**	**2.6**	**211-1**	**265**	**191**	**14**	**120**	**1032**	**9.6**

10 MYLES STUTE *STEW-tee*

Sr. • Guard • 6-6 • 209 • Washington, D.C. // Vanderbilt

IG: @mylesxstute
X: @mylesxstute
TIKTOK: @mylesxstute

CAREER HIGHS

Single Game Highs

Statistic	Value	
Points	22	at Texas A&M 01/28/23
Rebounds	11	vs Southern Miss. 11/11/22
Assists	3	4 times
Steals	4	vs Winthrop 11/20/21
Blocks	3	vs South Carolina St. 11/08/24
FG Made	7	5 times
FG Attempts	15	at Texas A&M 01/28/23
3FG Made	7	at Temple 11/15/22, at Texas A&M 01/28/23
3FG Attempts	14	at Texas A&M 01/28/23
FT Made	8	vs Arkansas 01/14/23
FT Attempts	8	vs South Carolina 01/08/22, vs Arkansas 01/14/23, vs VMI 11/13/23

SUPERLATIVES

	'24-25	Career
Double-figure scoring	2	45
Double-figure rebounding	-	1
Double-figure assists	-	-
Double-double	-	1
5+ assists	-	-
3+ steals	-	2
Team high scoring	-	2*
Team high rebounding	3	3*
Team high assists	1	1*
Team high steals	2	6*

*includes led, or shared team high ; * Carolina ONLY*

2024-25 GAME-BY-GAME

				Total		3-Pointers		Free throws		Rebounds										
Opponent	**Date**	**GS**	**MIN**	**FG-FGA**	**PCT**	**3FG-3FGA**	**PCT**	**FT-FTA**	**PCT**	**OFF**	**DEF**	**TOT**	**AVG**	**PF**	**A**	**TO**	**BLK**	**STL**	**PTS**	**AVG**
North Florida	11/04/2024	*	16:37	2-5	.400	2-4	.500	0-0	.000	0	0	0	0.0	0	0	0	0	0	6	6.0
South Carolina St.	11/08/2024	*	18:05	1-8	.125	1-6	.167	0-0	.000	2	5	7	3.5	2	0	2	3	0	3	4.5
Towson	11/12/2024	*	26:44	2-4	.500	1-3	.333	0-0	.000	1	2	3	3.3	2	2	0	0	0	5	4.7
at Indiana	11/16/2024	*	31:33	4-14	.286	3-11	.273	0-0	.000	1	1	2	3.0	3	1	0	0	2	11	6.3
Mercer	11/21/2024	*	21:02	1-3	.333	1-2	.500	0-0	.000	0	0	0	2.4	2	1	0	0	0	3	5.6
vs Xavier	11/25/2024	*	26:02	3-5	.600	2-4	.500	0-0	.000	0	2	2	2.3	3	1	1	0	0	8	6.0
vs Virginia Tech	11/27/2024	*	19:53	1-4	.250	1-4	.250	1-2	.500	1	0	1	2.1	1	1	1	0	0	4	5.7
at Boston College	12/03/2024	*	23:45	2-6	.333	2-5	.400	2-2	1.000	1	4	5	2.5	2	1	0	1	0	8	6.0
East Carolina	12/07/2024	*	18:38	0-3	.000	0-3	.000	0-0	.000	0	2	2	2.4	2	2	1	0	1	0	5.3
USC Upstate	12/14/2024	*	22:31	0-3	.000	0-3	.000	0-0	.000	1	1	2	2.4	0	1	1	0	0	0	4.8
Clemson	12/17/2024	*	38:35	7-9	.778	5-7	.714	0-0	.000	2	3	5	2.6	0	2	2	1	0	19	6.1
Radford	12/22/2024	*	30:17	0-2	.000	0-2	.000	2-2	1.000	0	5	5	2.8	3	1	2	0	1	2	5.8
Presbyterian	12/30/2024	*	28:50	2-5	.400	2-5	.400	0-0	.000	0	3	3	2.8	1	1	2	0	0	6	5.8
at Mississippi St.	01/04/2025	*	24:40	0-4	.000	0-2	.000	1-2	.500	0	1	1	2.7	1	1	1	0	1	1	5.4
Totals		**14**	**347:12**	**25-75**	**.333**	**20-61**	**.328**	**6-8**	**.750**	**9**	**29**	**38**	**2.7**	**22**	**15**	**13**	**5**	**5**	**76**	**5.4**

Player Averages

Games Played	Minutes/ game	Points/ game	FG Pct	3FG Pct	FT Pct	Rebounds/ game	Assists/ game	Turnovers/ game	Assist/Turnover ratio	Steals/ game	Blocks/ game
14	24.8	5.4	33.3	32.8	75.0	2.7	1.1	0.9	1.2	0.4	0.4

PLAYER BIO

AWARDS/HONORS
• SEC Academic Honor Roll – 2022-23

2024-25
• Out indefinitely as of Jan. 7 with a left lower leg deep vein thrombosis (blood clot)
• Had breakout game with 19 pts, hitting 5 3s to help team knockoff #25 Clemson (Dec. 17), 91-88 in OT

CAREER HIGHLIGHTS
• Saw action in 27 games, making 17 starts in first season in Garnet & Black in 23-24 ; helped the team tie a school record with 26 wins capped off by an appearance in the NCAA Tournament for the first time since 2017
• Averaged 8.3 points, 3.3 rebounds and 1.0 assists per game in 23-24 despite battling shoulder and knee injuries
• Had 13 double-figure games and team was 13-0 in those contests
• Led the Gamecocks with a 38.5% (45-of-117) clip from 3 in 23-24
• Played in 91 games in three seasons at Vanderbilt (2020-23), making 59 starts ; averaged 7.4 points and 3.7 rebounds per game in 22.6 minutes per contest
• In 22-23, averaged 8.4 points and 4.6 rebounds in 34 games (26 starts) ; his 74 made 3s were T-6th most in the league with Kentucky's Antonio Reeves
• Was 78-of-183 from deep as a junior in 2021-22, leading the SEC in 3-point field goal percentage
• He averaged 8.3 points and 3.7 rebounds and tied the single-season school record for games played at 36 ; was one of just two players on the team to play in all 36 contests

PERSONAL
• Son of Natalie and Will Stute ; has an older brother, Kai, and two younger brothers: Malik and Malcom
• Mother was a bowler at Florida A&M and grandfather, Melvin Henderson, played football at Minnesota
• Born in Minneapolis, Minn.
• Has close bond with former Gamecock point guard and fellow D.C. native, Tre' Kelley (2003-07)
• Go-to food spot is Chipotle and always orders a bowl
• Played bass cello growing up and first job was a custodian at the neighborhood barbershop when he was 11-years-old.

CAREER STATS

				Field Goals		3-Point		F-Throws		Rebounds									Scoring	
SEASON	**TEAM**	**GP-GS**	**MIN/AVG**	**FG-FGA**	**FG%**	**3FG-3FGA**	**3FG%**	**FT-FTA**	**FT%**	**OFF**	**DEF**	**TOT**	**AVG**	**PF-FO**	**A**	**TO**	**BLK**	**STL**	**PTS**	**AVG**
2020-21	VU	21-3	315/15.0	22-76	.289	18-63	.286	19-25	.760	12	37	49	2.3	25-0	11	17	2	6	81	3.9
2021-22	VU	36-30	865/24.0	99-221	.448	79-183	.432	29-42	.690	27	105	132	3.7	85-1	13	25	10	24	306	8.5
2022-23	VU	34-26	874/25.7	93-268	.347	74-205	.361	24-36	.667	29	127	156	4.6	79-1	19	45	4	19	284	8.4
2023-24	SC	27-17	633/23.5	77-188	.410	45-117	.385	26-38	.684	28	60	88	3.3	49-0	27	33	5	17	225	8.3
2024-25	SC	14-14	347/24.8	25-75	.333	20-61	.328	6-8	.750	9	29	38	2.7	22-0	15	13	5	5	76	5.4
TOTAL FOR SC		**41-31**	**980/23.9**	**102-263**	**.388**	**65-178**	**.365**	**32-46**	**.696**	**37**	**89**	**126**	**3.1**	**71-0**	**42**	**46**	**10**	**22**	**301**	**7.3**
TOTAL		**132-90**	**3035/23.0**	**316-828**	**.382**	**236-629**	**.375**	**104-149**	**.698**	**105**	**358**	**463**	**3.5**	**260-2**	**85**	**133**	**26**	**71**	**972**	**7.4**

15 Morris Ugusuk *OOO-guh-SOOK*

So. • Guard • 6-4 • 170 • Helsinki, Finland // DRIVE Academy



IG: @morrisugusuk
X: @morris_ugusuk
TIKTOK: @morrisugusuk23

CAREER HIGHS

Single Game Highs

Statistic	Value	
Points	20	at Vanderbilt 01/15/25
Rebounds	6	vs Florida 01/22/25
Assists	5	vs Charleston So. 12/16/23
Steals	3	at Vanderbilt 01/15/25
Blocks	1	4 times
FG Made	6	at Vanderbilt 01/15/25
FG Attempts	12	vs Auburn 01/11/25
3FG Made	4	at Indiana 11/16/24, at Oklahoma 01/18/25, vs Virginia Tech 11/27/24
3FG Attempts	9	at Oklahoma 01/18/25
FT Made	5	at Vanderbilt 01/15/25
FT Attempts	6	at Indiana 11/16/24, at Vanderbilt 01/15/25

SUPERLATIVES

	'24-25	Career
Double-figure scoring	4	6
Double-figure assists	-	-
5+ assists	-	1
2+ steals	2	2
2+ blocks	-	-
Team high scoring	3	3
Team high assists	1	3
Team high blocks	1	4
Team high steals	2	4

includes led, or shared team high

2024-25 GAME-BY-GAME

				Total		3-Pointers		Free throws		Rebounds										
Opponent	Date	GS	MIN	FG-FGA	PCT	3FG-3FGA	PCT	FT-FTA	PCT	OFF	DEF	TOT	AVG	PF	A	TO	BLK	STL	PTS	AVG
North Florida	11/04/2024		06:37	0-0	.000	0-0	.000	0-0	.000	0	0	0	0.0	0	0	0	0	0	0	0.0
South Carolina St.	11/08/2024		11:27	2-3	.667	2-3	.667	0-0	.000	0	0	0	0.0	0	0	0	0	0	6	3.0
Towson	11/12/2024		22:26	1-3	.333	1-3	.333	0-0	.000	0	1	1	0.3	4	3	2	0	1	3	3.0
at Indiana	11/16/2024		28:07	5-8	.625	4-6	.667	4-6	.667	1	2	3	1.0	2	1	2	0	0	18	6.8
Mercer	11/21/2024		19:01	1-5	.200	0-3	.000	2-2	1.000	0	0	0	0.8	2	0	2	0	1	4	6.2
vs Xavier	11/25/2024		12:38	0-3	.000	0-3	.000	0-0	.000	0	2	2	1.0	0	0	3	0	0	0	5.2
vs Virginia Tech	11/27/2024		24:54	4-7	.571	4-7	.571	0-0	.000	1	2	3	1.3	0	1	0	0	1	12	6.1
at Boston College	12/03/2024		21:01	3-4	.750	3-3	1.000	0-0	.000	0	1	1	1.3	1	1	0	0	0	9	6.5
East Carolina	12/07/2024		20:03	3-4	.750	3-4	.750	0-0	.000	0	0	0	1.1	1	2	0	0	0	9	6.8
USC Upstate	12/14/2024		21:30	0-2	.000	0-1	.000	2-2	1.000	1	1	2	1.2	0	1	0	0	1	2	6.3
Clemson	12/17/2024		31:25	2-8	.250	1-3	.333	3-5	.600	1	0	1	1.2	2	3	1	0	0	8	6.5
Radford	12/22/2024		21:33	1-5	.200	1-5	.200	0-0	.000	1	1	2	1.3	1	1	2	0	0	3	6.2
Presbyterian	12/30/2024		22:52	3-6	.500	2-4	.500	0-0	.000	1	0	1	1.2	2	2	0	0	1	8	6.3
at Mississippi St.	01/04/2025		22:18	2-6	.333	0-3	.000	0-0	.000	0	3	3	1.4	1	0	0	0	0	4	6.1
Alabama	01/08/2025		23:04	0-2	.000	0-0	.000	0-0	.000	1	1	2	1.4	4	1	1	1	0	0	5.7
Auburn	01/11/2025	*	32:10	3-12	.250	1-6	.167	0-0	.000	1	0	1	1.4	0	1	1	0	1	7	5.8
at Vanderbilt	01/15/2025	*	27:32	6-8	.750	3-4	.750	5-6	.833	1	1	2	1.4	2	2	4	0	3	20	6.6
at Oklahoma	01/18/2025	*	34:40	5-11	.455	4-9	.444	1-1	1.000	0	2	2	1.4	1	1	0	0	0	15	7.1
Florida	01/22/2025	*	31:51	3-7	.429	3-6	.500	0-0	.000	2	4	6	1.7	2	0	3	0	2	9	7.2
Totals		**4**	**435:10**	**44-104**	**.423**	**32-73**	**.438**	**17-22**	**.773**	**11**	**21**	**32**	**1.7**	**25**	**20**	**21**	**1**	**11**	**137**	**7.2**

Player Averages

Games Played	Minutes/ game	Points/ game	FG Pct	3FG Pct	FT Pct	Rebounds/ game	Assists/ game	Turnovers/ game	Assist/Turnover ratio	Steals/ game	Blocks/ game
19	22.9	7.2	42.3	43.8	77.3	1.7	1.1	1.1	1.0	0.6	0.1

PLAYER BIO

2024-25

- Team's best 3-point shooter so far this season at 43.8%
- Has hit 3 or more 3s 7 different times this season
- Team-high 15 pts at Oklahoma (Jan. 18)
- Scored a career-high 20 points in his second career start at Vanderbilt (Jan. 15) ; was 6-of-8 from the floor with a trio of 3s
- Matched career-high with four 3s in team's win over VT (Nov. 27) in the Ft. Myers Tip-Off
- Had his best game to date in Garnet & Black w/ career-high 18 pts, sinking a career-high four 3s at No. 16/16 Indiana (Nov. 16)
- Hit a pair of 3s in first win of the season vs. SC State (Nov. 8)

CAREER HIGHLIGHTS

- Saw action in 30 games his initial season in Garnet & Black in 23-24, averaging 2.2 points per contest in 10.2 minutes per game
- Team was 12-2 in games where he scored
- Made his Gamecock debut in the season-opening victory over USC Upstate (11/6/23) and had five points, three assists and a rebound
- Dished out a season-high five assists to go alongside zero turnovers in 24 minutes of action in a victory over Charleston Southern (12/16/23)
- Had his first career game in double figures with 11 points in a blowout victory in the non-conference finale against Florida A&M (12/30/23) ; went 3-of-5 from distance
- Came off the bench and scored 10 vital points in just 11 minutes of action in a win vs. Missouri (1/27/24) ; was 3-for-3 from the floor, knocking down a pair of shots from behind the arc

PRE-SOUTH CAROLINA

- Averaged 17.2 points, 5.3 assists, 4.3 rebounds and 2.2 steals per game in final season playing for Drive Basketball Academy (Finland)
- Represented his home country at the 2022 FIBA U18 European Championship
- Averaged 9.1 points, 3.1 rebounds, 2.9 assists and 1.7 steals per game in the tournament ; was efficient as he played just 19.7 minutes per game in seven appearances helping Finland to a third-place finish
- Teammates at DRIVE Academy with Gamecock signee Okku Federiko

PERSONAL

- Son of Michael Ugusuk and Sunday Lado
- Has two older sisters, Sara and Maklin, and a younger sister Gloria
- List mac and cheese as his favorite food
- Favorite pro players to watch/learn from are Kyrie Irving, Shai Gilgeous-Alexander and LeBron James
- Greece is favorite vacation spot
- Chose South Carolina because it felt like HOME
- Mass communications major

CAREER STATS

				Field Goals		3-Point		F-Throws		Rebounds									Scoring	
SEASON	TEAM	GP-GS	MIN/AVG	FG-FGA	FG%	3FG-3FGA	3FG%	FT-FTA	FT%	OFF	DEF	TOT	AVG	PF-FO	A	TO	BLK	STL	PTS	AVG
2023-24	SC	30-0	307/10.2	23-68	.338	14-48	.292	7-9	.778	6	14	20	0.7	10-0	16	15	3	5	67	2.2
2024-25	SC	19-4	435/22.9	44-104	.423	32-73	.438	17-22	.773	11	21	32	1.7	25-0	20	21	1	11	137	7.2
TOTAL		**49-4**	**742/15.1**	**67-172**	**.390**	**46-121**	**.380**	**24-31**	**.774**	**17**	**35**	**52**	**1.1**	**35-0**	**36**	**36**	**4**	**16**	**204**	**4.2**

21 Arden Conyers

RFr. • Guard • 6-7 • 212 • Columbia, S.C. // Westwood (Blythewood, S.C.)



IG: @ar.deezy
X: @ard3n12
TIKTOK: @ardeezy_

CAREER HIGHS

Single Game Highs

Statistic	Value	
Points	13	vs Auburn 01/11/25
Rebounds	3	vs Florida 01/22/25
Assists	1	at Oklahoma 01/18/25, at Vanderbilt 01/15/25
Steals	1	vs Towson 11/12/24, vs Auburn 01/11/25
Blocks	1	vs USC Upstate 12/14/24
FG Made	4	vs Auburn 01/11/25, vs Florida 01/22/25
FG Attempts	10	vs Auburn 01/11/25
3FG Made	3	vs Auburn 01/11/25
3FG Attempts	6	vs Auburn 01/11/25, vs Florida 01/22/25, at Vanderbilt 01/15/25
FT Made	2	vs Auburn 01/11/25, at Oklahoma 01/18/25, at Vanderbilt 01/15/25
FT Attempts	5	at Oklahoma 01/18/25

SUPERLATIVES

	'24-25
Double-figure scoring	3
Double-figure rebounds	-
5+ assists	-
2+ steals	-
2+ blocks	-
Team high scoring	-
Team high rebounds	-
Team high steals	1
Team high assists	-
Team high blocks	-

includes led, or shared team high

2024-25 GAME-BY-GAME

				Total		3-Pointers		Free throws		Rebounds										
Opponent	Date	GS	MIN	FG-FGA	PCT	3FG-3FGA	PCT	FT-FTA	PCT	OFF	DEF	TOT	AVG	PF	A	TO	BLK	STL	PTS	AVG
North Florida	11/04/2024		08:06	0-1	.000	0-1	.000	0-0	.000	0	1	1	1.0	1	0	0	0	0	0	0.0
Towson	11/12/2024		03:38	1-2	.500	1-1	1.000	0-0	.000	0	0	0	0.5	0	0	0	0	1	3	1.5
at Boston College	12/03/2024		01:30	0-1	.000	0-1	.000	0-0	.000	0	1	1	0.7	0	0	0	0	0	0	1.0
USC Upstate	12/14/2024		02:18	0-1	.000	0-0	.000	0-0	.000	1	0	1	0.8	0	0	0	1	0	0	0.8
Radford	12/22/2024		01:27	0-1	.000	0-1	.000	0-0	.000	0	0	0	0.6	0	0	0	0	0	0	0.6
Alabama	01/08/2025		18:36	1-6	.167	0-3	.000	0-0	.000	0	0	0	0.5	2	0	1	0	0	2	0.8
Auburn	01/11/2025		30:33	4-10	.400	3-6	.500	2-4	.500	0	2	2	0.7	3	0	0	0	1	13	2.6
at Vanderbilt	01/15/2025		25:56	3-8	.375	2-6	.333	2-2	1.000	0	1	1	0.8	0	1	1	0	0	10	3.5
at Oklahoma	01/18/2025		32:49	2-9	.222	0-4	.000	2-5	.400	1	1	2	0.9	0	1	1	0	0	6	3.8
Florida	01/22/2025		21:36	4-8	.500	2-6	.333	0-0	.000	1	2	3	1.1	1	0	0	0	0	10	4.4
Totals		**0**	**146:28**	**15-47**	**.319**	**8-29**	**.276**	**6-11**	**.545**	**3**	**8**	**11**	**1.1**	**7**	**2**	**3**	**1**	**2**	**44**	**4.4**

Player Averages

Games Played	Minutes/ game	Points/ game	FG Pct	3FG Pct	FT Pct	Rebounds/ game	Assists/ game	Turnovers/ game	Assist/Turnover ratio	Steals/ game	Blocks/ game
10	14.6	4.4	31.9	27.6	54.5	1.1	0.2	0.3	0.7	0.2	0.1

PLAYER BIO

2024-25

- Led bench with 10 pts vs. #5/5 Florida (Jan. 22)
- Scored in double figures again with 10 pts off the bench at Vanderbilt (Jan. 15), hitting a pair of 3s
- Had breakout game playing 31 min vs. #2/2 Auburn (Jan. 11), finishing with 13 points on 3-of-6 shooting from deep
- Played career-high 19 min off bench vs. #5/5 Alabama (Jan. 8)
- Made Gamecock debut in season opener vs. UNF (Nov. 4)
- Redshirted initial collegiate season in 23-24

PRE-SOUTH CAROLINA

- Three-star recruit and the consensus No. 3 player in the state of South Carolina in the class of 2023 ; ranked in the top-300 nationally and No. 47 at his position by 247Sports and No. 58 by On3
- Played at 4A Westwood High School in Blythewood where he scored over 1,000 points for his career
- All-region and all-state selection as a senior for the Redhawks after averaging 21.4 points, 5.5 rebounds and 2.2 assists per game
- Was a McDonald's All-American nominee and helped South Carolina to a 118-99 win in the Carolinas Classic All-Star Game with 10 points
- As a junior at Westwood, averaged 18.5 points, 5.8 rebounds and 1.5 assists per contest

PERSONAL

- Son of Tomeshia and Alphonso Conyers – has a younger sister, Emery
- Sport and entertainment management major
- Born on Dec. 17, 2004
- List cheese pizza as favorite food and Love and Basketball as favorite movie
- Dream car is a Mercedes-Benz G-Class
- Favorite basketball player to watch and learn from is Kobe Bryant
- Piece of advice for young people is to always believe in yourself

CAREER STATS

				Field Goals		3-Point		F-Throws		Rebounds									Scoring	
SEASON	TEAM	GP-GS	MIN/AVG	FG-FGA	FG%	3FG-3FGA	3FG%	FT-FTA	FT%	OFF	DEF	TOT	AVG	PF-FO	A	TO	BLK	STL	PTS	AVG
2024-25	SC	10-0	146/14.6	15-47	.319	8-29	.276	6-11	.545	3	8	11	1.1	7-0	2	3	1	2	44	4.4
TOTAL		**10-0**	**146/14.6**	**15-47**	**.319**	**8-29**	**.276**	**6-11**	**.545**	**3**	**8**	**11**	**1.1**	**7-0**	**2**	**3**	**1**	**2**	**44**	**4.4**

23 Cam Scott

Fr. • Guard • 6-6 • 170 • Lexington, S.C. // Lexington High School

IG: @thecamscott23
X: @thecamscott23
TIKTOK: @thecamscott23

CAREER HIGHS

Single Game Highs

Statistic	Value	
Points	9	vs Radford 12/22/24
Rebounds	4	vs North Florida 11/04/24, vs USC Upstate 12/14/24
Assists	2	vs East Carolina 12/07/24, vs Towson 11/12/24, at Boston College 12/03/24
Steals	1	at Mississippi St. 01/04/25
Blocks	1	vs Presbyterian 12/30/24
FG Made	3	vs Radford 12/22/24
FG Attempts	12	vs South Carolina St. 11/08/24
3FG Made	2	vs Radford 12/22/24
3FG Attempts	7	vs South Carolina St. 11/08/24
FT Made	3	vs USC Upstate 12/14/24
FT Attempts	4	vs USC Upstate 12/14/24

SUPERLATIVES

	'24-25
Double-figure scoring	-
Double-figure rebounding	-
Double-figure assists	-
Double-double	-
5+ assists	-
3+ steals	-
Team high scoring	-
Team high rebounding	-
Team high assists	-
Team high steals	-

includes led, or shared team high

2024-25 GAME-BY-GAME

				Total		3-Pointers		Free throws		Rebounds										
Opponent	Date	GS	MIN	FG-FGA	PCT	3FG-3FGA	PCT	FT-FTA	PCT	OFF	DEF	TOT	AVG	PF	A	TO	BLK	STL	PTS	AVG
North Florida	11/04/2024		20:47	2-4	.500	1-2	.500	1-3	.333	3	1	4	4.0	1	1	1	0	0	6	6.0
South Carolina St.	11/08/2024		18:22	2-12	.167	1-7	.143	1-2	.500	0	3	3	3.5	2	1	0	0	0	6	6.0
Towson	11/12/2024		10:35	0-3	.000	0-3	.000	0-0	.000	1	1	2	3.0	2	2	1	0	0	0	4.0
at Indiana	11/16/2024		06:14	0-2	.000	0-2	.000	0-0	.000	0	2	2	2.8	1	0	1	0	0	0	3.0
Mercer	11/21/2024		12:51	2-5	.400	1-4	.250	0-0	.000	0	1	1	2.4	0	0	0	0	0	5	3.4
vs Xavier	11/25/2024		18:08	1-4	.250	0-2	.000	2-2	1.000	0	1	1	2.2	0	0	1	0	0	4	3.5
vs Virginia Tech	11/27/2024		14:53	1-5	.200	0-4	.000	0-0	.000	0	2	2	2.1	0	1	0	0	0	2	3.3
at Boston College	12/03/2024		11:34	0-2	.000	0-0	.000	0-0	.000	0	0	0	1.9	0	2	0	0	0	0	2.9
East Carolina	12/07/2024		09:46	0-2	.000	0-1	.000	0-0	.000	0	0	0	1.7	2	2	0	0	0	0	2.6
USC Upstate	12/14/2024		16:45	2-4	.500	0-0	.000	3-4	.750	1	3	4	1.9	2	0	1	0	0	7	3.0
Clemson	12/17/2024		05:57	0-1	.000	0-0	.000	0-0	.000	0	1	1	1.8	0	0	0	0	0	0	2.7
Radford	12/22/2024		13:29	3-7	.429	2-6	.333	1-2	.500	0	1	1	1.8	1	0	1	0	0	9	3.3
Presbyterian	12/30/2024		11:06	1-3	.333	0-1	.000	0-0	.000	0	0	0	1.6	0	0	0	1	0	2	3.2
at Mississippi St.	01/04/2025		10:12	1-2	.500	0-0	.000	0-0	.000	0	1	1	1.6	2	0	1	0	1	2	3.1
Alabama	01/08/2025		08:13	0-2	.000	0-1	.000	2-2	1.000	0	2	2	1.6	1	0	2	0	0	2	3.0
at Vanderbilt	01/15/2025		13:03	2-5	.400	1-2	.500	0-0	.000	0	3	3	1.7	1	1	1	0	0	5	3.1
at Oklahoma	01/18/2025		05:42	1-2	.500	0-0	.000	0-0	.000	0	0	0	1.6	0	0	1	0	0	2	3.1
Totals		**0**	**207:36**	**18-65**	**.277**	**6-35**	**.171**	**10-15**	**.667**	**5**	**22**	**27**	**1.6**	**15**	**10**	**11**	**1**	**1**	**52**	**3.1**

Player Averages

Games Played	Minutes/ game	Points/ game	FG Pct	3FG Pct	FT Pct	Rebounds/ game	Assists/ game	Turnovers/ game	Assist/Turnover ratio	Steals/ game	Blocks/ game
17	12.2	3.1	27.7	17.1	66.7	1.6	0.6	0.6	0.9	0.1	0.1

PLAYER BIO

2024-25

- 5 pts off the bench at Vanderbilt (Jan. 15)
- Career-high 9 pts in win vs. Radford (Dec. 22), knocking down a pair of 3s
- Had 7 pts in 17 min vs. USC Upstate (Dec. 14)
- Had 5 pts off the bench in 13 min in win over Mercer (Nov. 21)

PRE-SOUTH CAROLINA

- Consensus four-star and the top player in the state by 247Sports and On3 ; ranked No. 47 overall player by 247Sports (No. 6 shooting guard) and No. 36 overall by On3 (No. 8 shooting guard)
- Two-time South Carolina Gatorade Player of the Year and concluded his prep days as the school record-holder for career points (2,475) at Lexington High School, leading the Wildcats to a 28-2 record as a senior and the 5A state title
- Averaged 22.0 points, 6.4 rebounds, 3.3 steals and 2.5 assists per game in senior season
- 2024 South Carolina 5A Player of the Year and finished his high school career the only four-time all-state selection in program history at Lexington
Scored 43 points, a school record, in a 95-53 win over White Knoll in senior season
- Started playing varsity in the eighth grade, averaging 15.6 points and 6.0 rebounds per contest for Lexington
- Played in the Iverson Classic All-American game
- Joins Collin Murray-Boyles, Gregory "GG" Jackson II, PJ Dozier and Sindarius Thornwell as four-star South Carolina natives to stay home and play for the Gamecocks

PERSONAL

- Son of Armet and Alisha – has a younger brother, Trey ; born on Sept. 24, 2005
- Enjoys going to his younger brother's sporting events in his free time
- List mac and cheese as favorite food
- Favorite movie is Shrek and SpongeBob SquarePants is favorite TV show
- Favorite player to watch & learn from is Dwayne Wade
- Broadcast journalism major

CAREER STATS

				Field Goals		3-Point		F-Throws		Rebounds									Scoring	
SEASON	TEAM	GP-GS	MIN/AVG	FG-FGA	FG%	3FG-3FGA	3FG%	FT-FTA	FT%	OFF	DEF	TOT	AVG	PF-FO	A	TO	BLK	STL	PTS	AVG
2024-25	SC	17-0	208/12.2	18-65	.277	6-35	.171	10-15	.667	5	22	27	1.6	15-0	10	11	1	1	52	3.1
TOTAL		**17-0**	**208/12.2**	**18-65**	**.277**	**6-35**	**.171**	**10-15**	**.667**	**5**	**22**	**27**	**1.6**	**15-0**	**10**	**11**	**1**	**1**	**52**	**3.1**

30 COLLIN-MURRAY BOYLES *murray-BOY-ulz*

So. • Forward • 6-8 • 245 • Columbia, S.C. // Wasatch Academy (Mt. Pleasant, Utah)

IG: @30murrayjr
X: @boyles_murray

CAREER HIGHS

Single Game Highs

Statistic	Value	
Points	31	vs Vanderbilt 02/10/24
Rebounds	16	vs South Carolina St. 11/08/24
Assists	8	vs Florida 01/22/25
Steals	5	at Oklahoma 01/18/25
Blocks	4	5 times
FG Made	14	vs Vanderbilt 02/10/24
FG Attempts	18	vs Auburn 01/11/25
3FG Made	2	vs Mercer 11/21/24
3FG Attempts	3	vs Virginia Tech 11/27/24
FT Made	10	vs Presbyterian 12/30/24
FT Attempts	14	vs Presbyterian 12/30/24

SUPERLATIVES

	'24-25	Career
Double-figure scoring	16	29
Double-figure rebounding	6	9
Double-double	5	7
5+ assists	1	3
2+ blocks	7	14
2+ steals	6	10
Team high scoring	6	11
Team high rebounding	13	24
Team high assists	5	8
Team high blocks	9	19
Team high steals	7	19

includes led, or shared team high

2024-25 GAME-BY-GAME

				Total		3-Pointers		Free throws		Rebounds										
Opponent	Date	GS	MIN	FG-FGA	PCT	3FG-3FGA	PCT	FT-FTA	PCT	OFF	DEF	TOT	AVG	PF	A	TO	BLK	STL	PTS	AVG
North Florida	11/04/2024	*	31:07	6-15	.400	0-0	.000	3-6	.500	2	5	7	7.0	3	1	2	4	2	15	15.0
South Carolina St.	11/08/2024	*	35:15	7-8	.875	0-0	.000	5-7	.714	5	11	16	11.5	3	4	4	0	1	19	17.0
Towson	11/12/2024	*	26:32	9-12	.750	0-0	.000	9-10	.900	3	6	9	10.7	2	1	3	0	1	27	20.3
at Indiana	11/16/2024	*	19:13	1-4	.250	0-1	.000	0-0	.000	2	4	6	9.5	5	1	4	0	0	2	15.8
Mercer	11/21/2024	*	30:42	6-7	.857	2-2	1.000	2-3	.667	2	7	9	9.4	0	2	2	0	2	16	15.8
vs Xavier	11/25/2024	*	28:49	4-5	.800	0-0	.000	5-7	.714	1	5	6	8.8	5	2	3	3	2	13	15.3
vs Virginia Tech	11/27/2024	*	32:52	7-12	.583	0-3	.000	2-4	.500	3	5	8	8.7	2	2	4	2	3	16	15.4
at Boston College	12/03/2024	*	28:04	7-14	.500	1-2	.500	1-3	.333	1	13	14	9.4	1	2	5	0	1	16	15.5
East Carolina	12/07/2024	*	33:51	10-10	1.000	0-0	.000	0-2	.000	1	9	10	9.4	2	2	0	1	0	20	16.0
USC Upstate	12/14/2024	*	32:00	5-10	.500	0-1	.000	3-6	.500	2	9	11	9.6	1	3	1	2	3	13	15.7
Clemson	12/17/2024	*	28:31	8-10	.800	0-0	.000	6-6	1.000	3	6	9	9.5	5	4	3	2	1	22	16.3
Radford	12/22/2024	*	23:41	6-10	.600	0-1	.000	3-3	1.000	2	5	7	9.3	2	3	1	4	1	15	16.2
Presbyterian	12/30/2024	*	34:03	6-10	.600	0-0	.000	10-14	.714	3	6	9	9.3	3	2	2	0	1	22	16.6
at Mississippi St.	01/04/2025	*	30:10	2-9	.222	1-2	.500	0-2	.000	2	8	10	9.4	2	0	6	1	0	5	15.8
Alabama	01/08/2025	*	27:32	1-6	.167	0-1	.000	4-4	1.000	2	6	8	9.3	2	3	2	0	2	6	15.1
Auburn	01/11/2025	*	36:10	10-18	.556	0-2	.000	5-7	.714	3	4	7	9.1	2	2	2	0	1	25	15.8
at Vanderbilt	01/15/2025	*	34:42	6-10	.600	0-0	.000	2-4	.500	3	6	9	9.1	3	0	5	2	2	14	15.6
at Oklahoma	01/18/2025	*	22:07	3-4	.750	0-0	.000	5-8	.625	3	7	10	9.2	5	2	3	0	5	11	15.4
Florida	01/22/2025	*	33:00	6-9	.667	1-1	1.000	1-2	.500	2	3	5	8.9	1	8	2	3	0	14	15.3
Totals		**19**	**568:20**	**110-183**	**.601**	**5-16**	**.313**	**66-98**	**.673**	**45**	**125**	**170**	**8.9**	**49**	**44**	**54**	**24**	**28**	**291**	**15.3**

Player Averages

Games Played	Minutes/ game	Points/ game	FG Pct	3FG Pct	FT Pct	Rebounds/ game	Assists/ game	Turnovers/ game	Assist/Turnover ratio	Steals/ game	Blocks/ game
19	29.9	15.3	60.1	31.3	67.3	8.9	2.3	2.8	0.8	1.5	1.3

PLAYER BIO

AWARDS/HONORS
- 2024-25 Preseason All-SEC
- 2024 SEC All-Freshman Team
- SEC Player of the Week (12/23/24)
- SEC Freshman of the Week (2/12/24)

2024-25
- 11 pts, 10 reb and career-high 5 stls At Oklahoma (Jan. 18)
- Game-high 25 pts (18 in 1st half) vs. #2/2 Auburn (Jan. 11)
- Scored 18-of-22 pts in 2nd half in win vs. PC (Dec. 30)
- 15 pts, 7 reb & tied career-high w/ 4 blks vs. Radford (Dec. 22)
- Had 22 pts (15 in 2nd half & OT) and 9 reb to lead team to 91-88 OT win over in-state rival, #25 Clemson (Dec. 17)
- Recorded 3rd-straight double-double vs. USC Upstate (Dec. 14)
- 20 pts and 10 reb in win vs. ECU (Dec. 7) ; went 10-for-10 from the floor, becoming 3rd player in program history to make 10 or more shots w/o a miss in a game
- Season-high 27 pts (9-for-12 FGs) in rout of Towson (Nov. 12)
- 19 pts and career-high 16 reb vs. SC State (Nov. 8)

CAREER HIGHLIGHTS
- Rounded into form in SEC play last season after missing time to start the year with mononucleosis
- Played in 28 games (started final 19) in 23-24 for the Gamecocks ; averaged 10.4 pts, 5.7 reb, 1.8 ast, 1.0 blks & 1.0 stls
- Shot 59.7 percent (117-196) from the floor in 23-24 to lead the team and also had a team-high 21 dunks ; his field goal percentage was the fourth-best for a single-season in school history (min. 50 made FGs)
- Had breakout game with 31 points on 14-of-17 (82.4 percent) shooting in a double-digit win vs. Vanderbilt (Feb. 10) ; became the first SEC freshman since Bobby Portis of Arkansas in 2014 to record 30 or more points with 13 or more made field goals while shooting above 80 percent ; also became the third Gamecock freshman to record a 30-point game since Carolina joined the SEC in 1991-92 (Gregory "GG" Jackson II in 2023 and Bruce Ellington in 2010 the others) ; also became just the third Gamecock the last 25 seasons to record 30 points on 80 percent or better shooting in an SEC game
- Finished with 19 points, eight rebounds, six assists and four steals in an overtime win at Mississippi State (3/9/24) ; was 9-of-10 (90.0 percent) from the floor
- Led team to its first win in the SEC Tournament since 2018 in round two vs. Arkansas (3/14/24) with 24 points, seven rebounds, four steals and two assists ; was 11-of-15 (73.3 percent) from the floor ; his 11 made field goals were a new school record in SEC Tournament play

PERSONAL
- Son of Yvonne and Sean – has two older brothers: Armani and James
- James was standout at UNC Pembroke (2015-19), scoring 1,369 career points ; he currently plays professionally overseas
- Mass communications major

CAREER STATS

				Field Goals		3-Point		F-Throws		Rebounds									Scoring	
SEASON	TEAM	GP-GS	MIN/AVG	FG-FGA	FG%	3FG-3FGA	3FG%	FT-FTA	FT%	OFF	DEF	TOT	AVG	PF-FO	A	TO	BLK	STL	PTS	AVG
2023-24	SC	28-19	637/22.7	117-196	.597	0-5	.000	58-87	.667	66	93	159	5.7	66-1	49	34	28	29	292	10.4
2024-25	SC	19-19	568/29.9	110-183	.601	5-16	.313	66-98	.673	45	125	170	8.9	49-4	44	54	24	28	291	15.3
TOTAL		**47-38**	**1205/25.6**	**227-379**	**.599**	**5-21**	**.238**	**124-185**	**.670**	**111**	**218**	**329**	**7.0**	**115-5**	**93**	**88**	**52**	**57**	**583**	**12.4**

31 BENJAMIN BOSMANS-VERDONK

BOSE-mans ver-DONK

Gr. • Forward • 6-9 • 240 • Lommel, Belgium // Illinois

IG: @bosmansverdonk
X: @BosmansVerdonk

CAREER HIGHS

Single Game Highs

Statistic	Value	
Points	10	vs Florida A&M 12/30/23
Rebounds	10	vs Jackson St. 11/09/21, vs Arkansas St. 11/12/21
Assists	6	vs UTRGV 11/26/21
Steals	2	vs Purdue 01/17/22, vs USC Upstate 11/25/22, vs Hampton 11/23/19
Blocks	2	vs The Citadel 11/20/19
FG Made	4	vs USC Upstate 11/25/22, vs Florida A&M 12/30/23, vs Michigan St. 01/25/22
FG Attempts	7	vs Michigan St. 01/25/22, vs USC Upstate 11/25/22
3FG Attempts	1	vs The Citadel 11/20/19, vs Nicholls 11/05/19
FT Made	4	vs Ole Miss 01/17/23, vs Furman 11/20/22
FT Attempts	6	vs Ole Miss 01/17/23

SUPERLATIVES

	'24-25	Career
Double-figure scoring	1	1
Double-figure rebounding	-	-
Double-double	-	-
5+ assists	-	1
2+ steals	-	3
Team high scoring	-	-
Team high rebounding	1	2*
Team high assists	-	3*
Team high steals	-	4*
Team high blks	1	8*

*includes led, or shared team high ; * Carolina ONLY*

2024-25 GAME-BY-GAME

				Total		3-Pointers		Free throws		Rebounds										
Opponent	Date	GS	MIN	FG-FGA	PCT	3FG-3FGA	PCT	FT-FTA	PCT	OFF	DEF	TOT	AVG	PF	A	TO	BLK	STL	PTS	AVG
North Florida	11/04/2024		04:09	1-3	.333	0-0	.000	0-0	.000	0	1	1	1.0	1	0	0	1	0	2	2.0
South Carolina St.	11/08/2024		06:30	0-1	.000	0-0	.000	0-0	.000	0	2	2	1.5	0	0	1	0	0	0	1.0
Towson	11/12/2024		06:48	1-3	.333	0-0	.000	1-1	1.000	0	1	1	1.3	0	0	1	0	0	3	1.7
at Indiana	11/16/2024		04:26	0-1	.000	0-0	.000	0-0	.000	1	0	1	1.3	2	0	0	0	0	0	1.3
Mercer	11/21/2024		09:19	0-0	.000	0-0	.000	2-4	.500	2	1	3	1.6	1	1	0	0	0	2	1.4
vs Xavier	11/25/2024		01:58	0-2	.000	0-0	.000	0-0	.000	0	0	0	1.3	0	0	0	0	0	0	1.2
at Boston College	12/03/2024		06:17	1-2	.500	0-0	.000	0-0	.000	1	1	2	1.4	1	0	1	0	0	2	1.3
USC Upstate	12/14/2024		02:38	0-1	.000	0-0	.000	1-2	.500	1	1	2	1.5	0	0	0	0	0	1	1.3
Clemson	12/17/2024		02:14	0-1	.000	0-0	.000	0-0	.000	1	0	1	1.4	0	0	0	0	0	0	1.1
Radford	12/22/2024		01:27	0-0	.000	0-0	.000	1-2	.500	1	0	1	1.4	0	0	0	0	0	1	1.1
at Mississippi St.	01/04/2025		03:03	0-1	.000	0-0	.000	0-0	.000	1	1	2	1.5	0	0	0	0	0	0	1.0
Alabama	01/08/2025		00:50	0-0	.000	0-0	.000	0-0	.000	0	0	0	1.3	0	0	0	0	0	0	0.9
Auburn	01/11/2025		10:07	0-0	.000	0-0	.000	0-0	.000	2	3	5	1.6	2	3	0	1	0	0	0.8
at Vanderbilt	01/15/2025		14:02	0-1	.000	0-0	.000	0-1	.000	2	0	2	1.6	2	1	2	0	1	0	0.8
at Oklahoma	01/18/2025		11:43	1-2	.500	0-0	.000	1-1	1.000	1	1	2	1.7	2	0	1	0	0	3	0.9
Florida	01/22/2025		05:53	0-1	.000	0-0	.000	0-0	.000	1	0	1	1.6	0	1	0	0	0	0	0.9
Totals		**0**	**91:25**	**4-19**	**.211**	**0-0**	**.000**	**6-11**	**.545**	**14**	**12**	**26**	**1.6**	**11**	**6**	**6**	**2**	**1**	**14**	**0.9**

Player Averages

Games Played	Minutes/ game	Points/ game	FG Pct	3FG Pct	FT Pct	Rebounds/ game	Assists/ game	Turnovers/ game	Assist/Turnover ratio	Steals/ game	Blocks/ game
16	5.7	0.9	21.1	0.0	54.5	1.6	0.4	0.4	1.0	0.1	0.1

PLAYER BIO

AWARDS/HONORS

• SEC Academic Honor Roll – 2022-23, 2023-24

2024-25

• Was big contributor off bench with 5 reb, 3 ast & 1 blk vs. #2/2 Auburn (Jan. 11)

CAREER HIGHLIGHTS

• Played in 17 games averaging 2.5 points and 2.9 rebounds in 9.7 minutes per game in 2023-24
• Had a career-high 10 points in 17 minutes off the bench in blowout win over FAMU (12/30/23)
• Scored four points with eight rebounds, seven on the offensive end of the floor, in 13 min of action during 74-64 win over VMI (11/13/23)
• Had seven rebounds, including three offensive, in 79-77 win over Virginia Tech (11/10/23) in the Hall of Fame Series at Spectrum Center ; was effective in just 15 minutes
• Appeared in 31 games, making 14 starts in first season in Garnet & Black in 2022-23 ; averaged 1.9 points, 3.1 rebounds and 1.1 assists per game ; shot 39.3% (22-of-56)
• Made his Gamecock debut in a 60-58 rivalry win over Clemson (Nov. 11) ; played 15 minutes and had two points, four rebounds and two assists
• Saw limited action in 41 games with two starts in three seasons at Illinois (2019-22)
• Played in a career-high 24 games for the Illini in 2021-22, averaging 1.6 points and 2.1 rebounds in 7.8 minutes per contest
• Shot 47.2 percent (17-for-36) from the floor in redshirt sophomore season at Illinois
• Was on pair of NCAA Tournament teams (2021, 2022) and a member of the 2021 Big Ten Tournament Champions and 2022 Big Ten Regular Season Co-Champions

PERSONAL

• Son of Rony Verdonk and Luana Bosmans
• Has a younger brother, Mauro
• Played handball, soccer and swam competitively growing up
• List playing the piano as one of his hobbies
• Graduated from Illinois in three years with a degree in psychology
• Currently enrolled as a second-year student in the University of South Carolina School of Law and is one of only active law students in NCAA Divison I basketball

CAREER STATS

				Field Goals		3-Point		F-Throws		Rebounds									Scoring	
SEASON	TEAM	GP-GS	MIN/AVG	FG-FGA	FG%	3FG-3FGA	3FG%	FT-FTA	FT%	OFF	DEF	TOT	AVG	PF-FO	A	TO	BLK	STL	PTS	AVG
2019-20	Illini	9-0	57/6.3	4-11	.364	0-2	.000	3-4	.750	6	4	10	1.1	6-0	6	5	2	3	11	1.2
2020-21	Illini	8-0	18/2.2	1-3	.333	0-0	.000	0-0	.000	1	2	3	0.4	0-0	0	1	0	0	2	0.3
2021-22	Illini	24-2	186/7.8	17-36	.472	0-0	.000	5-17	.294	25	26	51	2.1	33-0	15	5	0	7	39	1.6
2022-23	SC	31-14	463/14.9	22-56	.393	0-0	.000	16-27	.593	56	40	96	3.1	68-1	35	40	7	11	60	1.9
2023-24	SC	17-0	165/9.7	17-28	.607	0-0	.000	8-12	.667	29	20	49	2.9	29-1	8	12	3	3	42	2.5
2024-25	SC	16-0	91/5.7	4-19	.211	0-0	.000	6-11	.545	14	12	26	1.6	11-0	6	6	2	1	14	0.9
TOTAL FOR SC		**64-14**	**719/11.2**	**43-103**	**.417**	**0-0**	**.000**	**30-50**	**.600**	**99**	**72**	**171**	**2.7**	**108-2**	**49**	**58**	**12**	**15**	**116**	**1.8**
TOTAL		**105-16**	**980/9.3**	**65-153**	**.425**	**0-2**	**.000**	**38-71**	**.535**	**131**	**104**	**235**	**2.2**	**147-2**	**70**	**69**	**14**	**25**	**168**	**1.6**

2024-25 South Carolina Men's Basketball
Combined Team Statistics
All games

Game Records

Record	Overall	Home	Away	Neutral
ALL GAMES	10-9	8-4	1-4	1-1
CONFERENCE	0-6	0-3	0-3	0-0
NON-CONFERENCE	10-3	8-1	1-1	1-1

Score by Periods

Team	1st	2nd	OT	TOT
South Carolina	619	728	11	1358
Opponents	602	700	8	1310

Team Box Score

No.	Player				Total		3-Point		F-Throw		Rebounds											
		GP-GS	MIN	AVG	FG-FGA	FG%	3FG-3FGA	3FG%	FT-FTA	FT%	OFF	DEF	TOT	AVG	PF	DQ	A	TO	BLK	STL	PTS	AVG
30	MURRAY-BOYLES, Collin	19-19	568:20	29.9	110-183	.601	5-16	.313	66-98	.673	45	125	170	8.9	49	4	44	54	24	28	291	15.3
6	THOMAS, Jamarii	15-15	464:04	30.9	55-140	.393	22-60	.367	53-81	.654	8	40	48	3.2	42	1	50	33	4	21	185	12.3
5	PRINGLE, Nick	19-19	475:48	25.0	63-101	.624	0-0	.000	61-94	.649	34	86	120	6.3	55	3	28	26	12	6	187	9.8
2	DAVIS, Zachary	19-6	464:27	24.4	61-138	.442	17-53	.321	43-59	.729	19	59	78	4.1	37	1	31	30	2	16	182	9.6
1	WRIGHT, Jacobi	19-18	543:54	28.6	57-143	.399	20-60	.333	33-42	.786	9	39	48	2.5	28	1	49	31	3	7	167	8.8
15	UGUSUK, Morris	19-4	435:10	22.9	44-104	.423	32-73	.438	17-22	.773	11	21	32	1.7	25	0	20	21	1	11	137	7.2
10	STUTE, Myles	14-14	347:12	24.8	25-75	.333	20-61	.328	6-8	.750	9	29	38	2.7	22	0	15	13	5	5	76	5.4
21	CONYERS, Arden	10-0	146:28	14.6	15-47	.319	8-29	.276	6-11	.545	3	8	11	1.1	7	0	2	3	1	2	44	4.4
23	SCOTT, Cam	17-0	207:36	12.2	18-65	.277	6-35	.171	10-15	.667	5	22	27	1.6	15	0	10	11	1	1	52	3.1
0	BUTLER, Jordan	16-0	71:54	4.5	6-19	.316	6-18	.333	5-6	.833	2	9	11	0.7	8	0	3	1	4	2	23	1.4
31	BOSMANS-VERDONK, Benjamin	16-0	91:25	5.7	4-19	.211	0-0	.000	6-11	.545	14	12	26	1.6	11	0	6	6	2	1	14	0.9
13	HERRO, Austin	5-0	07:34	1.5	0-1	.000	0-0	.000	0-0	.000	1	0	1	0.2	2	0	0	0	0	0	0	0.0
4	COGGESHALL, Weston	1-0	01:07	1.1	0-0	.000	0-0	.000	0-0	.000	0	1	1	1.0	0	0	0	0	0	0	0	0.0
Team											37	33	70					11				
Total		**19**	**3825**		**458-1035**	**.443**	**136-405**	**.336**	**306-447**	**.685**	**197**	**484**	**681**	**35.8**	**301**	**10**	**258**	**240**	**59**	**100**	**1358**	**71.5**
Opponents		**19**	**3825**		**486-1111**	**.437**	**117-359**	**.326**	**221-323**	**.684**	**190**	**433**	**623**	**32.8**	**370**	**12**	**226**	**199**	**83**	**156**	**1310**	**68.9**

Team Statistics

	SC	OPP
Scoring	**1358**	**1310**
Points per game	71.5	68.9
Scoring margin	+2.5	-
Field goals-att	**458-1035**	**486-1111**
Field goal pct	.443	.437
3 point fg-att	**136-405**	**117-359**
3-point FG pct	.336	.326
3-pt FG made per game	7.2	6.2
Free throws-att	**306-447**	**221-323**
Free throw pct	.685	.684
F-Throws made per game	16.1	11.6
Rebounds	**681**	**623**
Rebounds per game	35.8	32.8
Rebounding margin	+3.1	-
Assists	**258**	**226**
Assists per game	13.6	11.9
Turnovers	**240**	**199**
Turnovers per game	12.6	10.5
Turnover margin	-2.2	-
Assist/turnover ratio	1.1	1.1
Steals	**100**	**156**
Steals per game	5.3	8.2
Blocks	**59**	**83**
Blocks per game	3.1	4.4
Winning streak	**0**	**-**
Home win streak	0	-
Attendance	**142884**	**43611**
Home games-Avg/Game	12-11907	5-8722
Neutral site-Avg/Game	-	2-3500

Team Results

Date	Opponent		Score	Att.
11/04/2024	North Florida	L	71-74	12388
11/08/2024	South Carolina St.	W	86-64	12205
11/12/2024	Towson	W	80-54	11577
11/16/2024	at Indiana	L	71-87	17222
11/21/2024	Mercer	W	84-72	11054
11/25/2024	vs Xavier	L	66-75	3500
11/27/2024	vs Virginia Tech	W	70-60	3500
12/03/2024	at Boston College	W	73-51	4607
12/07/2024	East Carolina	W	75-68	10997
12/14/2024	USC Upstate	W	73-53	11092
12/17/2024	Clemson	Wot	91-88	12780
12/22/2024	Radford	W	74-48	10831
12/30/2024	Presbyterian	W	69-59	10525
01/04/2025	at Mississippi St.	L	50-85	8075
01/08/2025	Alabama	L	68-88	11115
01/11/2025	Auburn	L	63-66	13390
01/15/2025	at Vanderbilt	L	63-66	6443
01/18/2025	at Oklahoma	L	62-82	7264
01/22/2025	Florida	L	69-70	14930

2024-25 South Carolina Men's Basketball
Combined Team Statistics
In Conference games

Game Records

Record	Overall	Home	Away	Neutral
ALL GAMES	0-6	0-3	0-3	0-0
CONFERENCE	0-6	0-3	0-3	0-0
NON-CONFERENCE	0-0	0-0	0-0	0-0

Score by Periods

Team	1st	2nd	OT	TOT
South Carolina	178	197	0	375
Opponents	218	239	0	457

Team Box Score

No.	Player				Total		3-Point		F-Throw		Rebounds											
		GP-GS	MIN	AVG	FG-FGA	FG%	3FG-3FGA	3FG%	FT-FTA	FT%	OFF	DEF	TOT	AVG	PF	DQ	A	TO	BLK	STL	PTS	AVG
30	MURRAY-BOYLES, Collin	6-6	183:41	30.6	28-56	.500	2-6	.333	17-27	.630	15	34	49	8.2	15	1	15	20	6	10	75	12.5
2	DAVIS, Zachary	6-5	174:31	29.1	25-59	.424	9-25	.360	11-16	.688	5	23	28	4.7	10	0	11	19	1	5	70	11.7
6	THOMAS, Jamarii	2-2	59:21	29.7	7-17	.412	1-6	.167	6-9	.667	3	3	6	3.0	7	1	7	4	1	3	21	10.5
15	UGUSUK, Morris	6-4	171:36	28.6	19-46	.413	11-28	.393	6-7	.857	5	11	16	2.7	10	0	5	9	1	6	55	9.2
21	CONYERS, Arden	5-0	129:30	25.9	14-41	.341	7-25	.280	6-11	.545	2	6	8	1.6	6	0	2	3	0	1	41	8.2
5	PRINGLE, Nick	6-6	160:59	26.8	18-34	.529	0-0	.000	13-26	.500	13	20	33	5.5	20	1	8	15	0	3	49	8.2
1	WRIGHT, Jacobi	6-6	185:37	30.9	15-43	.349	2-13	.154	14-14	1.000	4	19	23	3.8	12	1	14	12	1	4	46	7.7
23	SCOTT, Cam	4-0	37:10	9.3	4-11	.364	1-3	.333	2-2	1.000	0	6	6	1.5	4	0	1	5	0	1	11	2.8
10	STUTE, Myles	1-1	24:40	24.7	0-4	.000	0-2	.000	1-2	.500	0	1	1	1.0	1	0	1	1	0	1	1	1.0
0	BUTLER, Jordan	5-0	24:17	4.9	1-7	.143	1-7	.143	0-0	.000	0	2	2	0.4	2	0	1	0	1	1	3	0.6
31	BOSMANS-VERDONK, Benjamin	6-0	45:38	7.6	1-5	.200	0-0	.000	1-2	.500	7	5	12	2.0	6	0	5	3	1	1	3	0.5
13	HERRO, Austin	1-0	03:01	3.0	0-0	.000	0-0	.000	0-0	.000	1	0	1	1.0	1	0	0	0	0	0	0	0.0
	Team										10	7	17					4				
	Total	**6**	**1200**		**132-323**	**.409**	**34-115**	**.296**	**77-116**	**.664**	**65**	**137**	**202**	**33.7**	**94**	**4**	**70**	**95**	**12**	**36**	**375**	**62.5**
	Opponents	**6**	**1200**		**175-355**	**.493**	**44-127**	**.346**	**63-92**	**.685**	**58**	**140**	**198**	**33.0**	**97**	**2**	**95**	**61**	**36**	**60**	**457**	**76.2**

Team Statistics

	SC	OPP
Scoring	**375**	**457**
Points per game	62.5	76.2
Scoring margin	-13.7	-
Field goals-att	**132-323**	**175-355**
Field goal pct	.409	.493
3 point fg-att	**34-115**	**44-127**
3-point FG pct	.296	.346
3-pt FG made per game	5.7	7.3
Free throws-att	**77-116**	**63-92**
Free throw pct	.664	.685
F-Throws made per game	12.8	10.5
Rebounds	**202**	**198**
Rebounds per game	33.7	33.0
Rebounding margin	+0.7	-
Assists	**70**	**95**
Assists per game	11.7	15.8
Turnovers	**95**	**61**
Turnovers per game	15.8	10.2
Turnover margin	-5.7	-
Assist/turnover ratio	0.7	1.6
Steals	**36**	**60**
Steals per game	6.0	10.0
Blocks	**12**	**36**
Blocks per game	2.0	6.0
Winning streak	**0**	**-**
Home win streak	0	-
Attendance	**39435**	**21782**
Home games-Avg/Game	3-13145	3-7261
Neutral site-Avg/Game	-	0-0

Team Results

Date	Opponent		Score	Att.
01/04/2025	at Mississippi St.	L	50-85	8075
01/08/2025	Alabama	L	68-88	11115
01/11/2025	Auburn	L	63-66	13390
01/15/2025	at Vanderbilt	L	63-66	6443
01/18/2025	at Oklahoma	L	62-82	7264
01/22/2025	Florida	L	69-70	14930

2024-25 South Carolina Men's Basketball
Category Leaders
All games

Points

##	Player	G	Pts	Pts/G
30	Murray-Boyles, Collin	19	291	15.3
5	Pringle, Nick	19	187	9.8
6	Thomas, Jamarii	15	185	12.3
2	Davis, Zachary	19	182	9.6
1	Wright, Jacobi	19	167	8.8
15	Ugusuk, Morris	19	137	7.2
10	Stute, Myles	14	76	5.4
23	Scott, Cam	17	52	3.1
21	Conyers, Arden	10	44	4.4
0	Butler, Jordan	16	23	1.4
31	Bosmans-Verdonk, Benjamin	16	14	0.9

Scoring Average

##	Player	G	Pts	Pts/G
30	Murray-Boyles, Collin	19	291	15.3
6	Thomas, Jamarii	15	185	12.3
5	Pringle, Nick	19	187	9.8
2	Davis, Zachary	19	182	9.6
1	Wright, Jacobi	19	167	8.8
15	Ugusuk, Morris	19	137	7.2
10	Stute, Myles	14	76	5.4
21	Conyers, Arden	10	44	4.4
23	Scott, Cam	17	52	3.1
0	Butler, Jordan	16	23	1.4
31	Bosmans-Verdonk, Benjamin	16	14	0.9

Field Goal Percentage

##	Player	FG	Att	Pct
5	Pringle, Nick	63	101	.624
30	Murray-Boyles, Collin	110	183	.601
2	Davis, Zachary	61	138	.442
15	Ugusuk, Morris	44	104	.423
1	Wright, Jacobi	57	143	.399
6	Thomas, Jamarii	55	140	.393
10	Stute, Myles	25	75	.333
21	Conyers, Arden	15	47	.319
0	Butler, Jordan	6	19	.316
23	Scott, Cam	18	65	.277
31	Bosmans-Verdonk, Benjamin	4	19	.211

Field Goal Attempts

##	Player	G	Att	Att/G
30	Murray-Boyles, Collin	19	183	9.6
1	Wright, Jacobi	19	143	7.5
6	Thomas, Jamarii	15	140	9.3
2	Davis, Zachary	19	138	7.3
15	Ugusuk, Morris	19	104	5.5

Field Goals Made

##	Player	G	Made	Made/G
30	Murray-Boyles, Collin	19	110	5.8
5	Pringle, Nick	19	63	3.3
2	Davis, Zachary	19	61	3.2
1	Wright, Jacobi	19	57	3.0
6	Thomas, Jamarii	15	55	3.7

3-Point FG Percentage

##	Player	3FG	Att	Pct
15	Ugusuk, Morris	32	73	.438
6	Thomas, Jamarii	22	60	.367
1	Wright, Jacobi	20	60	.333
0	Butler, Jordan	6	18	.333
10	Stute, Myles	20	61	.328
2	Davis, Zachary	17	53	.321
30	Murray-Boyles, Collin	5	16	.313
21	Conyers, Arden	8	29	.276
23	Scott, Cam	6	35	.171

3-Point FG Attempts

##	Player	G	Att	Att/G
15	Ugusuk, Morris	19	73	3.8
10	Stute, Myles	14	61	4.4
6	Thomas, Jamarii	15	60	4.0
1	Wright, Jacobi	19	60	3.2
2	Davis, Zachary	19	53	2.8

3-Point FG Made

##	Player	G	Made	Made/G
15	Ugusuk, Morris	19	32	1.7
6	Thomas, Jamarii	15	22	1.5
1	Wright, Jacobi	19	20	1.1
10	Stute, Myles	14	20	1.4
2	Davis, Zachary	19	17	0.9

2024-25 South Carolina Men's Basketball
Category Leaders
All games

Free Throw Percentage

##	Player	Made	Att	Pct
0	Butler, Jordan	5	6	.833
1	Wright, Jacobi	33	42	.786
15	Ugusuk, Morris	17	22	.773
10	Stute, Myles	6	8	.750
2	Davis, Zachary	43	59	.729
30	Murray-Boyles, Collin	66	98	.673
23	Scott, Cam	10	15	.667
6	Thomas, Jamarii	53	81	.654
5	Pringle, Nick	61	94	.649
21	Conyers, Arden	6	11	.545
31	Bosmans-Verdonk, Benjamin	6	11	.545

Free Throw Attempts

##	Player	G	Att	Att/G
30	Murray-Boyles, Collin	19	98	5.2
5	Pringle, Nick	19	94	4.9
6	Thomas, Jamarii	15	81	5.4
2	Davis, Zachary	19	59	3.1
1	Wright, Jacobi	19	42	2.2

Free Throws Made

##	Player	G	Made	Made/G
30	Murray-Boyles, Collin	19	66	3.5
5	Pringle, Nick	19	61	3.2
6	Thomas, Jamarii	15	53	3.5
2	Davis, Zachary	19	43	2.3
1	Wright, Jacobi	19	33	1.7

Rebounds

##	Player	G	Reb	Reb/G
30	Murray-Boyles, Collin	19	170	8.9
5	Pringle, Nick	19	120	6.3
2	Davis, Zachary	19	78	4.1
6	Thomas, Jamarii	15	48	3.2
1	Wright, Jacobi	19	48	2.5

Assists

##	Player	G	Ast	Ast/G
6	Thomas, Jamarii	15	50	3.3
1	Wright, Jacobi	19	49	2.6
30	Murray-Boyles, Collin	19	44	2.3
2	Davis, Zachary	19	31	1.6
5	Pringle, Nick	19	28	1.5

Rebounds Average

##	Player	G	Reb	Reb/G
30	Murray-Boyles, Collin	19	170	8.9
5	Pringle, Nick	19	120	6.3
2	Davis, Zachary	19	78	4.1
6	Thomas, Jamarii	15	48	3.2
10	Stute, Myles	14	38	2.7

Steals

##	Player	G	Stl	Stl/G
30	Murray-Boyles, Collin	19	28	1.5
6	Thomas, Jamarii	15	21	1.4
2	Davis, Zachary	19	16	0.8
15	Ugusuk, Morris	19	11	0.6
1	Wright, Jacobi	19	7	0.4

Offensive Rebounds

##	Player	G	OReb	OReb/G
30	Murray-Boyles, Collin	19	45	2.4
5	Pringle, Nick	19	34	1.8
2	Davis, Zachary	19	19	1.0
31	Bosmans-Verdonk, Benjamin	16	14	0.9
15	Ugusuk, Morris	19	11	0.6

Blocked Shots

##	Player	G	Blk	Blk/G
30	Murray-Boyles, Collin	19	24	1.3
5	Pringle, Nick	19	12	0.6
10	Stute, Myles	14	5	0.4
6	Thomas, Jamarii	15	4	0.3
0	Butler, Jordan	16	4	0.3

Defensive Rebounds

##	Player	G	DReb	DReb/G
30	Murray-Boyles, Collin	19	125	6.6
5	Pringle, Nick	19	86	4.5
2	Davis, Zachary	19	59	3.1
6	Thomas, Jamarii	15	40	2.7
1	Wright, Jacobi	19	39	2.1

Minutes

##	Player	G	Min	Min/G
30	Murray-Boyles, Collin	19	568	29:55
1	Wright, Jacobi	19	544	28:38
5	Pringle, Nick	19	476	25:03
2	Davis, Zachary	19	464	24:27
6	Thomas, Jamarii	15	464	30:56

Fouls

##	Player	G	PF	PF/G
5	Pringle, Nick	19	55	2.9
30	Murray-Boyles, Collin	19	49	2.6
6	Thomas, Jamarii	15	42	2.8
2	Davis, Zachary	19	37	1.9
1	Wright, Jacobi	19	28	1.5

Turnovers

##	Player	G	TO	TO/G
30	Murray-Boyles, Collin	19	54	2.8
6	Thomas, Jamarii	15	33	2.2
1	Wright, Jacobi	19	31	1.6
2	Davis, Zachary	19	30	1.6
5	Pringle, Nick	19	26	1.4

2024-25 South Carolina Men's Basketball
Team High/Low Analysis
All games

South Carolina - Game Highs

POINTS	91		Clemson (12/17/2024)
	86		South Carolina St. (11/08/2024)
	84		Mercer (11/21/2024)
	80		Towson (11/12/2024)
	75		East Carolina (12/07/2024)
FIELD GOALS MADE	30		Clemson (12/17/2024)
	30		South Carolina St. (11/08/2024)
FIELD GOAL ATTEMPTS	64		South Carolina St. (11/08/2024)
	63		at Indiana (11/16/2024)
FIELD GOAL PERCENTAGE	.540	(27-50)	East Carolina (12/07/2024)
	.517	(30-58)	Clemson (12/17/2024)
3 PT FG MADE	12		East Carolina (12/07/2024)
	12		Mercer (11/21/2024)
3 PT FG ATTEMPTS	32		vs Virginia Tech (N) (11/27/2024)
	30		Radford (12/22/2024)
3 PT FG PERCENTAGE	.526	(10-19)	at Boston College (12/03/2024)
	.522	(12-23)	East Carolina (12/07/2024)
FREE THROWS MADE	25		Radford (12/22/2024)
	24		Clemson (12/17/2024)
FREE THROW ATTEMPTS	34		Clemson (12/17/2024)
	30		Presbyterian (12/30/2024)
	30		Towson (11/12/2024)
FREE THROW PERCENTAGE	.926	(25-27)	Radford (12/22/2024)
	.800	(16-20)	vs Xavier (N) (11/25/2024)
REBOUNDS	51		South Carolina St. (11/08/2024)
	42		Radford (12/22/2024)
ASSISTS	19		East Carolina (12/07/2024)
	18		Florida (01/22/2025)
	18		Towson (11/12/2024)
STEALS	8		at Oklahoma (01/18/2025)
	8		USC Upstate (12/14/2024)
	8		Mercer (11/21/2024)
	8		Towson (11/12/2024)
BLOCKED SHOTS	8		North Florida (11/04/2024)
	6		Radford (12/22/2024)
	6		South Carolina St. (11/08/2024)
TURNOVERS	25		at Vanderbilt (01/15/2025)
	16		Florida (01/22/2025)
	16		at Oklahoma (01/18/2025)
FOULS	23		at Indiana (11/16/2024)
	21		Alabama (01/08/2025)
	21		Clemson (12/17/2024)
	21		Towson (11/12/2024)

2024-25 South Carolina Men's Basketball
Team High/Low Analysis
All games

Opponent - Game Highs

POINTS	88		Alabama (01/08/2025)
	88		Clemson (12/17/2024)
	87		at Indiana (11/16/2024)
	85		at Mississippi St. (01/04/2025)
	82		at Oklahoma (01/18/2025)
FIELD GOALS MADE	35		Alabama (01/08/2025)
	35		at Mississippi St. (01/04/2025)
FIELD GOAL ATTEMPTS	69		North Florida (11/04/2024)
	67		South Carolina St. (11/08/2024)
FIELD GOAL PERCENTAGE	.565	(35-62)	at Mississippi St. (01/04/2025)
	.560	(28-50)	at Oklahoma (01/18/2025)
3 PT FG MADE	12		Mercer (11/21/2024)
	10		North Florida (11/04/2024)
3 PT FG ATTEMPTS	29		North Florida (11/04/2024)
	26		Mercer (11/21/2024)
3 PT FG PERCENTAGE	.500	(5-10)	Presbyterian (12/30/2024)
	.471	(8-17)	at Oklahoma (01/18/2025)
	.471	(8-17)	at Indiana (11/16/2024)
FREE THROWS MADE	27		at Indiana (11/16/2024)
	19		Clemson (12/17/2024)
FREE THROW ATTEMPTS	33		at Indiana (11/16/2024)
	29		Towson (11/12/2024)
FREE THROW PERCENTAGE	.905	(19-21)	Clemson (12/17/2024)
	.889	(8-9)	Mercer (11/21/2024)
REBOUNDS	43		North Florida (11/04/2024)
	41		vs Xavier (N) (11/25/2024)
ASSISTS	21		Alabama (01/08/2025)
	19		at Oklahoma (01/18/2025)
STEALS	15		at Vanderbilt (01/15/2025)
	14		Florida (01/22/2025)
BLOCKED SHOTS	10		at Mississippi St. (01/04/2025)
	8		Auburn (01/11/2025)
TURNOVERS	15		USC Upstate (12/14/2024)
	14		Towson (11/12/2024)
FOULS	26		Towson (11/12/2024)
	25		Presbyterian (12/30/2024)

2024-25 South Carolina Men's Basketball
Team High/Low Analysis
All games

South Carolina - Game Lows

POINTS	50		at Mississippi St. (01/04/2025)
	62		at Oklahoma (01/18/2025)
	63		at Vanderbilt (01/15/2025)
	63		Auburn (01/11/2025)
	66		vs Xavier (N) (11/25/2024)
FIELD GOALS MADE	16		at Mississippi St. (01/04/2025)
	19		at Vanderbilt (01/15/2025)
FIELD GOAL ATTEMPTS	45		at Vanderbilt (01/15/2025)
	48		Presbyterian (12/30/2024)
FIELD GOAL PERCENTAGE	.291	(16-55)	at Mississippi St. (01/04/2025)
	.381	(24-63)	at Indiana (11/16/2024)
3 PT FG MADE	2		at Mississippi St. (01/04/2025)
	3		Alabama (01/08/2025)
3 PT FG ATTEMPTS	13		Presbyterian (12/30/2024)
	14		Alabama (01/08/2025)
3 PT FG PERCENTAGE	.105	(2-19)	at Mississippi St. (01/04/2025)
	.214	(3-14)	Alabama (01/08/2025)
FREE THROWS MADE	4		Florida (01/22/2025)
	9		Auburn (01/11/2025)
	9		East Carolina (12/07/2024)
FREE THROW ATTEMPTS	8		Florida (01/22/2025)
	16		Auburn (01/11/2025)
FREE THROW PERCENTAGE	.500	(4-8)	Florida (01/22/2025)
	.524	(11-21)	at Oklahoma (01/18/2025)
REBOUNDS	27		at Oklahoma (01/18/2025)
	30		East Carolina (12/07/2024)
ASSISTS	8		Alabama (01/08/2025)
	8		vs Xavier (N) (11/25/2024)
STEALS	1		East Carolina (12/07/2024)
	3		Radford (12/22/2024)
	3		at Boston College (12/03/2024)
BLOCKED SHOTS	0		at Oklahoma (01/18/2025)
	1		Auburn (01/11/2025)
	1		at Mississippi St. (01/04/2025)
	1		East Carolina (12/07/2024)
	1		at Boston College (12/03/2024)
	1		at Indiana (11/16/2024)
	1		Towson (11/12/2024)
TURNOVERS	8		USC Upstate (12/14/2024)
	9		Auburn (01/11/2025)
	9		Mercer (11/21/2024)
FOULS	10		USC Upstate (12/14/2024)
	11		at Mississippi St. (01/04/2025)

2024-25 South Carolina Men's Basketball
Team High/Low Analysis
All games

Opponent - Game Lows

POINTS	48		Radford (12/22/2024)
	51		at Boston College (12/03/2024)
	53		USC Upstate (12/14/2024)
	54		Towson (11/12/2024)
	59		Presbyterian (12/30/2024)
FIELD GOALS MADE	16		Towson (11/12/2024)
	19		Radford (12/22/2024)
	19		at Boston College (12/03/2024)
FIELD GOAL ATTEMPTS	44		Presbyterian (12/30/2024)
	50		at Oklahoma (01/18/2025)
FIELD GOAL PERCENTAGE	.296	(16-54)	Towson (11/12/2024)
	.333	(19-57)	at Boston College (12/03/2024)
3 PT FG MADE	1		USC Upstate (12/14/2024)
	2		Radford (12/22/2024)
	2		at Boston College (12/03/2024)
3 PT FG ATTEMPTS	10		Presbyterian (12/30/2024)
	10		USC Upstate (12/14/2024)
3 PT FG PERCENTAGE	.100	(1-10)	USC Upstate (12/14/2024)
	.125	(2-16)	at Boston College (12/03/2024)
FREE THROWS MADE	6		Florida (01/22/2025)
	6		Auburn (01/11/2025)
	6		USC Upstate (12/14/2024)
	6		vs Virginia Tech (N) (11/27/2024)
	6		North Florida (11/04/2024)
FREE THROW ATTEMPTS	9		Florida (01/22/2025)
	9		at Mississippi St. (01/04/2025)
	9		vs Virginia Tech (N) (11/27/2024)
	9		Mercer (11/21/2024)
FREE THROW PERCENTAGE	.462	(6-13)	North Florida (11/04/2024)
	.500	(10-20)	Alabama (01/08/2025)
	.500	(6-12)	Auburn (01/11/2025)
REBOUNDS	23		Presbyterian (12/30/2024)
	24		Radford (12/22/2024)
ASSISTS	5		Towson (11/12/2024)
	7		at Boston College (12/03/2024)
STEALS	3		Auburn (01/11/2025)
	4		at Boston College (12/03/2024)
BLOCKED SHOTS	2		Clemson (12/17/2024)
	2		vs Virginia Tech (N) (11/27/2024)
	2		Mercer (11/21/2024)
TURNOVERS	6		Auburn (01/11/2025)
	6		East Carolina (12/07/2024)
FOULS	9		Florida (01/22/2025)
	15		Auburn (01/11/2025)
	15		East Carolina (12/07/2024)
	15		vs Xavier (N) (11/25/2024)

2024-25 South Carolina Men's Basketball
Player Highs Analysis
All games

South Carolina - Individual Game Highs

POINTS	27		Collin Murray-Boyles vs Towson (11/12/2024)
	25		Collin Murray-Boyles vs Auburn (01/11/2025)
	22		Zachary Davis vs Florida (01/22/2025)
	22		Zachary Davis at Mississippi St. (01/04/2025)
	22		Collin Murray-Boyles vs Presbyterian (12/30/2024)
	22		Collin Murray-Boyles vs Clemson (12/17/2024)
	22		Jamarii Thomas vs East Carolina (12/07/2024)
FIELD GOALS MADE	10		Collin Murray-Boyles vs Auburn (01/11/2025)
	10		Collin Murray-Boyles vs East Carolina (12/07/2024)
FIELD GOAL ATTEMPTS	18		Zachary Davis vs Florida (01/22/2025)
	18		Collin Murray-Boyles vs Auburn (01/11/2025)
FIELD GOAL PERCENTAGE (min 5 made)	1.000	(10-10)	Collin Murray-Boyles vs East Carolina (12/07/2024)
	.875	(7-8)	Nick Pringle vs Clemson (12/17/2024)
	.875	(7-8)	Collin Murray-Boyles vs South Carolina St. (11/08/2024)
3 PT FG MADE	5		Myles Stute vs Clemson (12/17/2024)
	5		Jamarii Thomas vs East Carolina (12/07/2024)
3 PT FG ATTEMPTS	11		Myles Stute at Indiana (11/16/2024)
	10		Zachary Davis vs Florida (01/22/2025)
3 PT FG PERCENTAGE (min 2 made)	1.000	(3-3)	Morris Ugusuk at Boston College (12/03/2024)
	1.000	(2-2)	Jacobi Wright at Oklahoma (01/18/2025)
	1.000	(2-2)	Zachary Davis vs Alabama (01/08/2025)
	1.000	(2-2)	Zachary Davis vs East Carolina (12/07/2024)
	1.000	(2-2)	Jordan Butler vs Virginia Tech (N) (11/27/2024)
	1.000	(2-2)	Collin Murray-Boyles vs Mercer (11/21/2024)
FREE THROWS MADE	10		Collin Murray-Boyles vs Presbyterian (12/30/2024)
	10		Nick Pringle vs Radford (12/22/2024)
FREE THROW ATTEMPTS	14		Collin Murray-Boyles vs Presbyterian (12/30/2024)
	10		Zachary Davis at Mississippi St. (01/04/2025)
	10		Nick Pringle vs Radford (12/22/2024)
	10		Jamarii Thomas vs Clemson (12/17/2024)
	10		Jamarii Thomas vs Towson (11/12/2024)
	10		Collin Murray-Boyles vs Towson (11/12/2024)
FREE THROW PERCENTAGE (min 3 made)	1.000	(10-10)	Nick Pringle vs Radford (12/22/2024)
	1.000	(6-6)	Jacobi Wright at Vanderbilt (01/15/2025)
	1.000	(6-6)	Jacobi Wright vs Alabama (01/08/2025)
	1.000	(6-6)	Collin Murray-Boyles vs Clemson (12/17/2024)
	1.000	(4-4)	Collin Murray-Boyles vs Alabama (01/08/2025)
	1.000	(4-4)	Jamarii Thomas vs Radford (12/22/2024)
	1.000	(4-4)	Zachary Davis vs Radford (12/22/2024)
	1.000	(4-4)	Jordan Butler vs Clemson (12/17/2024)
	1.000	(4-4)	Nick Pringle vs East Carolina (12/07/2024)
	1.000	(4-4)	Zachary Davis vs South Carolina St. (11/08/2024)
	1.000	(4-4)	Jamarii Thomas vs North Florida (11/04/2024)
	1.000	(3-3)	Collin Murray-Boyles vs Radford (12/22/2024)
	1.000	(3-3)	Nick Pringle vs USC Upstate (12/14/2024)
REBOUNDS	16		Collin Murray-Boyles vs South Carolina St. (11/08/2024)
	14		Collin Murray-Boyles at Boston College (12/03/2024)
ASSISTS	8		Collin Murray-Boyles vs Florida (01/22/2025)
	7		Jamarii Thomas vs East Carolina (12/07/2024)

2024-25 South Carolina Men's Basketball
Player Highs Analysis
All games

South Carolina - Individual Game Highs

STEALS	5	Collin Murray-Boyles at Oklahoma (01/18/2025)
	3	Zachary Davis vs Florida (01/22/2025)
	3	Morris Ugusuk at Vanderbilt (01/15/2025)
	3	Zachary Davis vs Presbyterian (12/30/2024)
	3	Jamarii Thomas vs Clemson (12/17/2024)
	3	Collin Murray-Boyles vs USC Upstate (12/14/2024)
	3	Collin Murray-Boyles vs Virginia Tech (N) (11/27/2024)
	3	Jamarii Thomas vs Mercer (11/21/2024)
BLOCKED SHOTS	4	Collin Murray-Boyles vs Radford (12/22/2024)
	4	Collin Murray-Boyles vs North Florida (11/04/2024)
TURNOVERS	6	Zachary Davis vs Florida (01/22/2025)
	6	Collin Murray-Boyles at Mississippi St. (01/04/2025)
FOULS	5	Collin Murray-Boyles at Oklahoma (01/18/2025)
	5	Nick Pringle at Vanderbilt (01/15/2025)
	5	Jacobi Wright at Vanderbilt (01/15/2025)
	5	Jamarii Thomas vs Alabama (01/08/2025)
	5	Zachary Davis vs Presbyterian (12/30/2024)
	5	Nick Pringle vs Clemson (12/17/2024)
	5	Collin Murray-Boyles vs Clemson (12/17/2024)
	5	Collin Murray-Boyles vs Xavier (N) (11/25/2024)
	5	Collin Murray-Boyles at Indiana (11/16/2024)
	5	Nick Pringle vs South Carolina St. (11/08/2024)

2024-25 South Carolina Men's Basketball
Player Highs Analysis
All games

Opponent - Individual Game Highs

POINTS	27		Kory Mincy vs Presbyterian (12/30/2024)
	27		Chase Hunter vs Clemson (12/17/2024)
	23		Ian Schieffelin vs Clemson (12/17/2024)
	23		Myles Rice at Indiana (11/16/2024)
	22		Will Richard vs Florida (01/22/2025)
	22		Jalon Moore at Oklahoma (01/18/2025)
	22		Mark Sears vs Alabama (01/08/2025)
FIELD GOALS MADE	10		Kory Mincy vs Presbyterian (12/30/2024)
	9		Will Richard vs Florida (01/22/2025)
	9		Chase Hunter vs Clemson (12/17/2024)
FIELD GOAL ATTEMPTS	18		Chase Hunter vs Clemson (12/17/2024)
	17		Kory Mincy vs Presbyterian (12/30/2024)
FIELD GOAL PERCENTAGE (min 5 made)	.750	(6-8)	KeShawn Murphy at Mississippi St. (01/04/2025)
	.750	(6-8)	Zach Freemantle vs Xavier (N) (11/25/2024)
3 PT FG MADE	5		Josh Hubbard at Mississippi St. (01/04/2025)
	5		Chase Hunter vs Clemson (12/17/2024)
3 PT FG ATTEMPTS	10		Josh Hubbard at Mississippi St. (01/04/2025)
	9		Tyler Johnson vs Mercer (11/21/2024)
3 PT FG PERCENTAGE (min 2 made)	1.000	(2-2)	Ben Burnham vs Virginia Tech (N) (11/27/2024)
	1.000	(2-2)	Ahmad Robinson vs Mercer (11/21/2024)
FREE THROWS MADE	10		Jalon Moore at Oklahoma (01/18/2025)
	7		Nendah Tarke vs Towson (11/12/2024)
FREE THROW ATTEMPTS	15		Nendah Tarke vs Towson (11/12/2024)
	11		Jalon Moore at Oklahoma (01/18/2025)
FREE THROW PERCENTAGE (min 3 made)	1.000	(6-6)	Jeremiah Fears at Oklahoma (01/18/2025)
	1.000	(6-6)	Trey Galloway at Indiana (11/16/2024)
	1.000	(6-6)	Myles Rice at Indiana (11/16/2024)
	1.000	(4-4)	TJ NeSmith vs Radford (12/22/2024)
	1.000	(4-4)	Chase Hunter vs Clemson (12/17/2024)
	1.000	(4-4)	C.J. Walker vs East Carolina (12/07/2024)
	1.000	(4-4)	Dailyn Swain vs Xavier (N) (11/25/2024)
	1.000	(3-3)	Alijah Martin vs Florida (01/22/2025)
	1.000	(3-3)	Jaeden Zackery vs Clemson (12/17/2024)
	1.000	(3-3)	Jake Heidbreder vs Clemson (12/17/2024)
	1.000	(3-3)	Jaden Schutt vs Virginia Tech (N) (11/27/2024)
	1.000	(3-3)	Ahmad Robinson vs Mercer (11/21/2024)
REBOUNDS	13		Breylin Garcia vs USC Upstate (12/14/2024)
	13		Oumar Ballo at Indiana (11/16/2024)
ASSISTS	8		Jeremiah Fears at Oklahoma (01/18/2025)
	8		Ahmad Robinson vs Mercer (11/21/2024)
STEALS	5		Dailyn Swain vs Xavier (N) (11/25/2024)
	4		Alex Condon vs Florida (01/22/2025)
	4		Chris Manon at Vanderbilt (01/15/2025)
BLOCKED SHOTS	6		Oumar Ballo at Indiana (11/16/2024)
	4		KeShawn Murphy at Mississippi St. (01/04/2025)
TURNOVERS	5		A.J. Hoggard at Vanderbilt (01/15/2025)
	5		Cameron Matthews at Mississippi St. (01/04/2025)