



2023-24 South Carolina Women's Golf Record Book



2023-24 TEAM RESULTS

Date	Tournament	Team Score	Finish	Low Individual	Score	Low Individual Finish
Sept. 11-13	ANNIKA Intercollegiate	273-282-283 = 838 (-26)	1st of 12	Louise Rydqvist	66-72-70=208 (-8)	T1st
Sept. 22-24	Mason Rudolph Championship	281-285-282 = 848 (-16)	3rd of 18	Louise Rydqvist	70-70-69=209 (-7)	T5th
Oct. 2-4	Blessings Collegiate Invitational	295-294-XXX=589 (+13)	5th of 10	L. Rydqvist/V. Heck	72-74/72-74=146 (+2)	T12th
Oct. 9-10	Stephens Cup	279-285-291=855 (-9)	T4th of 7	H. Darling/M. Sandtorv Lussand	69-74-70/70-70-73=213 (-3)	T7th
Oct. 11	Stephens Cup Match Play (Third-Place Match)	vs. #2 Stanford	4-1, loss	—	—	—
Feb. 3	Therese Hession Regional Challenge (Round 1)	vs. Arizona	3-2, win	—	—	—
Feb. 3	Therese Hession Regional Challenge (Quarterfinals)	vs. #7 Oregon	3-2, win	—	—	—
Feb. 4	Therese Hession Regional Challenge (Semifinals)	vs. #1 Wake Forest	4-1, win	—	—	—
Feb. 5	Therese Hession Regional Challenge (Championship)	vs. #8 Texas	(canceled due to weather - Gamecocks win on tiebreak criteria)	—	—	—
Feb. 12-13	San Diego State Classic	290-294-296=880 (+16)	1st of 12	Louise Rydqvist	71-69-74=214 (-2)	4th
March 4-6	Darius Rucker Intercollegiate	282-290-286=858 (+6)	4th of 17	Hannah Darling	72-66-70=208 (-5)	T1st
March 16-17	Valspar Augusta Invitational	283-283-293=859 (-5)	T2nd of 17	Hannah Darling	70-67-74=211 (-5)	T2nd
March 25	Old Barnwell Derby Matchplay (Quarterfinals)	vs. Mississippi State	3.5-1.5, win	—	—	—
March 25	Old Barnwell Derby Matchplay (Semifinals)	vs. #19 Florida State	3-2, win	—	—	—
March 26	Old Barnwell Derby Matchplay (Championship)	vs. #9 Duke	2.5-2.5, tie (Gamecocks crowned champions on tiebreak criteria)	—	—	—
April 12-14	SEC Champ. Stroke Play (Belleair, Fla.)	275-282-280=837 (-3)	1st of 14	Louise Rydqvist	68-70-65=203 (-7)	2nd
April 15	SEC Champ. Match Play (Quarterfinal)	vs. #4 LSU	3-2, loss	—	—	—
May 6-8	NCAA Auburn Regional (Auburn, Ala.)	293-305-293=891 (+27)	T4th of 12	Louise Rydqvist	69-74-71=214 (-2)	T2nd
May 19-21	NCAA Champ. Stroke Play (Carlsbad, Calif.)	296-297-311 = 904 (+40)	23rd of 30-MC	Louise Rydqvist	69-73-79=221 (+5)	T41st-MC

2023-24 INDIVIDUAL STATISTICS

Name	Tourn.	Rounds	Low 54	Low 18	Par/Better	Top 5	Top 10	Top 20	Strokes	Avg.
Camila Burnett	—	—	—	—	—	—	—	—	—	—
Sophia Burnett ^	5	13	221 (+5)	73 (+1)	—	—	—	—	990	76.15
Hannah Darling	10	27	208 (-5)	66 (-5)	9	2	4	6	1,950	72.22
Vai Heck	10	29	210 (-6)	66 (-6)	10	—	2	5	2,120	73.10
Maylis Lamoure	9	25	209 (-7)	67 (-5)	8	1	1	2	1,834	73.36
Louise Rydqvist	10	29	203 (-7)	65 (-5)	20	5	5	8	2,063	71.14
Mia Sandtorv Lussand	10	28	213 (-3)	69 (-2)	13	—	3	5	2,061	73.61
TEAM	10	29	837 (-3)	273 (-15)	14	11	11	11	8,359	286.73

^transfer student-athlete

It was another standout campaign for the Gamecocks in 2023-24 as the team competed in its fourth-straight NCAA Championship after finishing T-4th at the NCAA Auburn Regional. Carolina earned a fourth consecutive No. 1 seed for NCAA Regionals and the team finished the season ranked No. 6 in the final Clippd Team Rankings (replaced Golfstat). Junior Louise Rydqvist put together one of the best single-seasons in school history as she was tabbed a WGCA First Team All-American. Rydqvist won for the first time at the ANNIKA Intercollegiate to kickoff the season, and she finished with five total top-five finishes in 10 stroke play starts. Her 71.14 scoring average was the third-lowest for a season in school history. Rydqvist also won SEC Scholar Athlete of the Year and became the first player at Carolina to win the Edith Cummings Munson Golf Award, an annual honor given to the top student-athlete on and off the course in NCAA Division I women's golf. Fellow junior Hannah Darling also earned All-America honors for the third time in her career from the WGCA and Golfweek. Both players were tabbed First Team All-SEC as well as the Gamecocks were the only program in the league with multiple First Team selections. Sophomore Mia Sandtorv Lussand and freshman Vairana Heck were named Second Team All-SEC as the Gamecocks tied the 2021-22 team for the most All-SEC selections in a single season with four. Heck was also named to the SEC All-Freshman squad, marking the sixth-straight appearance by a Gamecock on the team (14th under Anderson overall). As a team, South Carolina won four times during the regular season en route to setting a new, 18-hole single season scoring record (286.73).



**Camila Burnett (So., Hilton Head Island, S.C.)**

Tournament	Rounds	Finish
Did not compete in 2023-24 season.		

Sophia Burnett (Sr., Hilton Head Island, S.C.) (3-2-1 in Match Play)

Tournament	Rounds	Finish
Therese Hession Regional Challenge (Feb. 3-5)	L, 3&1, Back (Ariz.) L, 4&3, Ting-Hsuan Huang (Ore.) W, 4&2, Rhodes (WF)	
San Diego State Classic (Feb. 12-13)	73-82-76=231 (+15)	T32
Darius Rucker Intercollegiate (Mar. 4-6)	79-77-77=233 (+20)	T80
Valspar Augusta Invitational (Mar. 8-10)	74-73-74=221 (+5)	T39
Old Barnwell Derby Matchplay (Mar. 25-26)	T, Pellot (MS St.) W, 4&3, Cook (FSU) W, 5&4, Brinker (Duke)	
NCAA Auburn Regional (May 6-8)	XX-73-74=147 (+3)	DNP-SUB
NCAA Championship (May 17-19)	XX-80-78=159 (+14)	DNP-SUB

Hannah Darling (Jr., Midlothian, Scotland) (3-2 in Match Play)

Tournament	Rounds	Finish
ANNIKA Intercollegiate (Sept. 11-13)	71-69-73=213 (-3)	17
Mason Rudolph Championship (Sept. 22-24)	70-71-70=211 (-5)	T12
Blessings Collegiate Invitational (Oct. 2-4)	75-75=150 (+6)	T26
Jackson T. Stephens Cup (Oct. 9-10)	69-74-70=213 (-3)	T7
Stephens Cup - Third-Place Match (Oct. 11)	L, 2&1, Carolina Sturdsza (STAN)	
Therese Hession Regional Challenge (Feb. 3-5)	W, 2-up, Starkute (Ariz.) W, 5&4, Romero (Ore.) W, 2&1, Lopez-Chacarra (WF)	
San Diego State Classic (Feb. 12-13)	74-79-71=224 (+8)	T13
Darius Rucker Intercollegiate (Mar. 4-6)	72-66-70=208 (-5)	T1
Valspar Augusta Invitational (Mar. 8-10)	70-67-74=211 (-5)	T2
SEC Championship - Stroke Play (April 12-14)	67-70-71=208 (-2)	T6
SEC Championship - Match Play (April 15)	L, 2&1, Carla Tejedo Mulet (LSU)	
NCAA Auburn Regional (May 6-8)	74-77-77=228 (+12)	29
NCAA Championship (May 17-19)	84-XX-XX=84 (+12)	DNP-SUB

Vairana Heck (Fr., Boulogne-Billancourt, France) (3-5 in Match Play)

Tournament	Rounds	Finish
ANNIKA Intercollegiate (Sept. 11-13)	69-73-68=210 (-6)	T9
Mason Rudolph Championship (Sept. 22-24)	74-71-73=218 (+2)	T41
Blessings Collegiate Invitational (Oct. 2-4)	72-74=146 (+2)	T12
Jackson T. Stephens Cup (Oct. 9-10)	73-72-74=219 (+3)	T26
Stephens Cup - Third-Place Match (Oct. 11)	L, 4&3, Kelly Xu (STAN)	
Therese Hession Regional Challenge (Feb. 3-5)	W, 4&3, Pinthier (Ariz.) W, 1-up, Nagano (Ore.) L, 2&1, Pate (WF)	
San Diego State Classic (Feb. 12-13)	72-76-75=223 (+7)	T10
Darius Rucker Intercollegiate (Mar. 4-6)	69-75-72=216 (+3)	T28
Valspar Augusta Invitational (Mar. 8-10)	71-74-71=216 (E)	T17
Old Barnwell Derby Matchplay (Mar. 25-26)	W, 4&2, Janthamunee (MS St.) L, 1-up, Woad (FSU) L, 3&1, McMyler (Duke)	
SEC Championship - Stroke Play (April 12-14)	71-71-71=213 (+3)	T17
SEC Championship - Match Play (April 15)	L, 2&1, Taylor Riley (LSU)	
NCAA Auburn Regional (May 6-8)	74-82-76=232 (+16)	T40
NCAA Championship (May 17-19)	78-73-76=227 (+11)	DNP-MC

Maylis Lamoure (Fr., Aix-en-Provence, France) (1-2-2 in Match Play)

Tournament	Rounds	Finish
ANNIKA Intercollegiate (Sept. 11-13)	67-70-72=209 (-7)	T5
Mason Rudolph Championship (Sept. 22-24)	69-73-74=216 (E)	T30
Blessings Collegiate Invitational (Oct. 2-4)	78-80=158 (+14)	T43
Jackson T. Stephens Cup (Oct. 9-10)	69-73-74=216 (E)	T20
Stephens Cup - Third-Place Match (Oct. 11)	L, 2&1, Megha Ganne (STAN)	
Darius Rucker Intercollegiate (Mar. 4-6)	68-78-74=220 (+7)	T49
Valspar Augusta Invitational (Mar. 8-10)	74-74-74=222 (+6)	T44
Old Barnwell Derby Matchplay (Mar. 25-26)	W, 2-up, Lopez Ramirez (MS St.) T, Hodge (FSU) T, Chen (Duke)	
SEC Championship - Stroke Play (April 12-14)	72-74-75=221 (+11)	T47
SEC Championship - Match Play (April 15)	L, 7&6, Ingrid Lindblad (LSU)	
NCAA Auburn Regional (May 6-8)	77-XX-72=149 (+5)	DNP-SUB
NCAA Championship (May 17-19)	72-73-78=223 (+7)	DNP-MC

Louise Rydqvist (Jr., Jönköping, Sweden) (7-0-1 in Match Play)

Tournament	Rounds	Finish
ANNIKA Intercollegiate (Sept. 11-13)	66-72-70=208 (-8)	T1
Mason Rudolph Championship (Sept. 22-24)	70-70-69=209 (-7)	T5
Blessings Collegiate Invitational (Oct. 2-4)	72-74=146 (+2)	T12
Jackson T. Stephens Cup (Oct. 9-10)	71-70-74=215 (-1)	T12
Stephens Cup - Third-Place Match (Oct. 11)	W, 6&4, Sadie Englemann (STAN)	
Therese Hession Regional Challenge (Feb. 3-5)	W, 4&3, Misemer (Ariz.) W, 6&4, Park (Ore.) W, 2&1, Kuehn (WF)	
San Diego State Classic (Feb. 12-13)	71-69-74=214 (-2)	4
Darius Rucker Intercollegiate (Mar. 4-6)	73-72-70=215 (+2)	T19
Valspar Augusta Invitational (Mar. 8-10)	72-72-74=218 (+2)	T27
Old Barnwell Derby Matchplay (Mar. 25-26)	W, 1-up, Weed (MS St.) W, 2&1, Heath (FSU) T, Li (Duke)	
SEC Championship - Stroke Play (April 12-14)	68-70-65=203 (-7)	2
SEC Championship - Match Play (April 15)	W, 1-up, A. Donegan (LSU)	
NCAA Auburn Regional (May 6-8)	69-74-71=214 (-2)	T2
NCAA Championship (May 17-19)	69-73-79=221 (+5)	DNP-MC

Mia Sandtorv Lussand (So., Bergen, Norway) (4-3-1 in Match Play)

Tournament	Rounds	Finish
ANNIKA Intercollegiate (Sept. 11-13)	72-71-83=226 (+10)	T50
Mason Rudolph Championship (Sept. 22-24)	72-73-70=215 (-1)	T28
Blessings Collegiate Invitational (Oct. 2-4)	76-71=147 (+3)	T16
Jackson T. Stephens Cup (Oct. 9-10)	70-70-73=213 (-3)	T7
Stephens Cup - Third-Place Match (Oct. 11)	L, 2&1, Paula Martin Sampedro (STAN)	
Therese Hession Regional Challenge (Feb. 3-5)	L, 1-up, Wongthanavimok (Ariz.) L, 5&4, Chen (Ore.) W, 5&4, Rivers (WF)	
San Diego State Classic (Feb. 12-13)	76-70-77=223 (+7)	T10
*Darius Rucker Intercollegiate (Mar. 4-6)	76-69-71=216 (+3)	T28
Valspar Augusta Invitational (Mar. 8-10)	70-70-74=214 (-2)	T8
Old Barnwell Derby Matchplay (Mar. 25-26)	W, 3&2, Horder (MS St.) W, 4&3, Ting (FSU) T, Smith (Duke)	
SEC Championship - Stroke Play (April 12-14)	69-71-73=213 (+3)	T17
SEC Championship - Match Play (April 15)	W, 2&1, Latanna Stone (LSU)	
NCAA Auburn Regional (May 6-8)	76-81-XX=157 (+13)	DNP-SUB
NCAA Championship (May 17-19)	77-78-82=237 (+21)	DNP-MC

2017 NCAA Columbus Regional Champions

South Carolina rallies to capture its third-straight NCAA Regional title

COLUMBUS, Ohio - South Carolina women's golf rallied from eight shots back and captured its third-straight NCAA Regional Title Wednesday at OSU Golf Club. The No. 12 Gamecocks paced the field for the second-straight day, carding a final-round 288 (E) to finish tied with Florida atop the leaderboard at the Columbus Regional.

Carolina freshman Ana Pelaez's impressive NCAA postseason debut resulted in medalist honors, as the Gamecock newcomer posted a final-round 70 (-2) en route to first-place honors. The Malaga, Spain, native totaled a three-round mark of 216 (E) to share the individual title with Florida's Kelly Grassel, while Gamecock senior Katelyn Dambaugh and junior Ainhoa Olarra also grabbed top-five finishes at the 54-hole event at the Scarlet Course.

Wednesday's victory marked the fifth regional title in eight years for the Gamecocks, who earned their eighth-straight trip to the NCAA Championship by virtue of their top-six finish. All five wins have come under coach Kalen Anderson.

No. 5 Florida State (891, +27) Ohio State (893, +29) and Purdue (904, +40) rounded out the top five spots, while Michigan (908, +44) marked the final school to advance to the NCAA Championship from the Columbus Regional.

The 2017 NCAA Championship will feature a 24-team field and take place May 19-24 at Rich Harvest Farm in Sugar Grove, Ill. This season will mark Carolina's 17th appearance at the NCAA Championship and the ninth time it has reached the event under Anderson. The Gamecocks reached the match-play portion of the tournament for the first time in school history last year.

Pelaez was brilliant down the stretch Wednesday, tallying four of her five birdies after the turn. Birdies on Nos. 10 and 12 moved the freshman into a tie for first, and she grabbed the solo lead with another birdie on the par-5 14th. Pelaez stuck her tee shot on the difficult par-3 17th to within two feet before converting her final birdie of the day, and she finished her week at even after a bogey on No. 18.

Dambaugh, the medalist at the 2016 NCAA Baton Regional, tied for third this week with a three-round mark of 217 (+1). She totaled five birdies on her round, including one on her final hole, the par-4 18th. Dambaugh's 13 birdies for the tournament led the 96-player field.

Olarra, who placed in a tie for fifth, turned in her best performance of the tournament Wednesday, firing a 2-under 70 in the final round. She posted a back-nine 33 (-3) in a stretch that was highlighted by an eagle on the par-5 14th. The junior added a birdie on No. 16, and amassed 11 pars for her round.


Carolina sophomore Marion Veyseyre finished tied for 61st with a 54-hole total of 236 (+20), and senior Jia Xin Yang tied for 82nd (244, +28). Yang notched two birdies over her final nine holes, while Veyseyre sunk a 20-foot putt on the par-5 14th to register an eagle.

Notables

- This season marked the second-straight year South Carolina and Florida share an NCAA Regional Title.
- Carolina was the only school to have three golfers finish in the top five at the NCAA Columbus Regional.
- With her win, freshman Ana Pelaez became the 17th player in program history to capture medalist honors.



Ana Pelaez carded a final-round 70 (-2) and totaled a 54-hole mark of 216 (E) at the NCAA Columbus Regional en route to her first collegiate medalist honors.



2016 NCAA Baton Rouge Regional Champions

South Carolina collects its fourth NCAA Regional title in the last seven years

BATON ROUGE, La. - For the second-straight season and the fourth time in the last seven years, the South Carolina women's golf program finished atop the leaderboard at an NCAA Regional. The No. 24 Gamecocks posted a final-round 290 (+2) on Saturday to earn a share of the NCAA Baton Rouge Regional title with a three-day total of 857 (-7). No. 5 Florida converted a birdie on its final hole of the tournament and fired a 277 (-11) in round three to rally from a 13-stroke deficit and match South Carolina's 54-hole total at University Club.

Junior Katelyn Dambaugh powered the Gamecocks to victory in historic fashion, matching the program's top 54-hole individual score (207, -9) on the way to her first career medalist honors. The Goose Creek, S.C., native tallied a tournament-best 16 birdies and finished under par in all three rounds throughout the week.

The Gamecocks, who distanced themselves from the field with a program-record 277 (-11) in round two, finished just four strokes off the school 54-hole record. Three golfers finished par or better for South Carolina on Saturday, including senior Sarah Schmelzel, who converted a clutch birdie putt on No. 17 to help secure the win. With the victory, the Gamecocks earned a spot in the 24-team field at the NCAA Championships, set for May 20-25 at Eugene Country Club in Eugene, Ore. No. 13 Washington, No. 4 Duke, No. 20 Oregon and BYU marked the other schools to qualify for the women's golf national championship event from the Baton Rouge Regional.

This week was the first victory of the season for South Carolina and the eighth time the Gamecocks have won a tournament under head coach Kalen Anderson. Dambaugh becomes the 16th player in program history to earned medalist honors, and she is the third Gamecock to accomplish the feat at an NCAA postseason event. All four of South Carolina's NCAA Regional victories have come under Anderson.

Dambaugh carded a final-round 71 (-1), with all three of her birdies coming on the front nine. The junior finished her week ranked second in par-4 scoring and third in par-3 scoring, and her performance marked her third-straight top-three finish.

Schmelzel finished in a tie for 12th following her final-round 72 (E). The Phoenix, Ariz., native collected three birdies and played her last nine holes at 1-under (35) to end her week with a 216 (E). Schmelzel has placed in the top-15 at the NCAA regionals in each of the last two seasons.


Freshman Marion Veyseyre (T19), one of three South Carolina golfers making their NCAA postseason debut this week, marked the other Gamecock to garner a top-20 finish. She totaled a career-best 219 (+3) and finished par or better in two of her three rounds. Veyseyre registered six birdies in the final round, including three over her final six holes.



Katelyn Dambaugh matched the program's lowest 54-hole individual score (207) in Baton Rouge on the way to her first collegiate medalist honors

Notables

- South Carolina's 857 was its second-lowest 54-hole total in NCAA Regional history.
- The Gamecocks are one of five schools to reach the NCAA Championship in each of the last seven years
- South Carolina was one of just three schools to have three golfers finish in the top-20 at University Club.



2015 NCAA East Regional Champions

South Carolina captures third NCAA East Regional crown since 2010 with a stellar second round

RALEIGH, N.C. - Top-seeded South Carolina fired a final-round 296 (+8) to clinch its third NCAA East Regional title since 2010 on Saturday at the Lonnie Poole Golf Course in Raleigh, N.C. The Gamecocks finished the tournament with a 54-hole score of 877 (+13) and captured the win by eight strokes to advance to their sixth-straight NCAA Championship. Senior Justine Dreher earned her sixth top-five finish of the season, finishing the weekend at even-par.

The Gamecocks entered the day with an eight-stroke lead after posting the only under-par team score of the tournament (-2, 286) on Friday. Alabama and LSU each made runs at the Gamecocks, particularly on the front nine when Alabama drew within five on a few occasions, but South Carolina fought its way through a difficult back nine to stay on top.

Dreher continued her career of strong postseason play, registering her second-straight top-five finish and her sixth of the season. Her 54-hole score of 216 (E) tied her for fifth with two others. After making the turn at 1-over, the senior played bogey-free on the back nine and holed a birdie on No. 15 to finish the day with a 72 (E).

Sophomore Katelyn Dambaugh turned in her best round of the weekend with a 2-under 70 on Saturday. She did not post a bogey on the front nine and made the turn at 3-under. She went 1-over on her final nine holes and posted her best career regional result in a tie for 12th at 5-over (221).

Junior Sarah Schmelzel also posted her best NCAA Regional finish. The Gamecock struggled after the turn and carded a final-round 77 (+5). With a three-round score of 220 (+4), Schmelzel captured 11th place, her best result since the season-opening Florida State Match-Up (T9) in February.

After a solid front nine, junior Mary Fran Hillow was 5-over on the back to card a third-round 77 (+5). Hillow was the fourth Gamecock to earn a top-25 result, tying for 22nd with a 54-hole score of 224 (+8).


After making the turn at 6-over, sophomore Jia Xin Yang battled on the back nine, carding eight pars and a birdie to also end the day at 5-over (77). Yang finished with a three-round score of 229 (+13, T48).



The Gamecocks capture the moment after earning the 2015 NCAA East Regional championship and their sixth-straight trip to the NCAA Championships.

Notables

- The Gamecocks depth was on display this week with a different Gamecock carding the low individual round each day of the regional.
- Each of South Carolina's three regional titles have come when the Gamecocks were placed in the East Regional.
- South Carolina has posted 10 top-five finishes this season, a new school record.



2012 NCAA East Regional Champions

South Carolina leads wire-to-wire to claim second East Regional title in three seasons.

STATE COLLEGE, Pa. – For the second time in three years, the South Carolina women's golf team claimed the NCAA East Regional title. The Gamecocks led wire-to-wire and wrapped up the tournament with a final-round 291 (+3) to win by five strokes on Saturday at the Penn State Golf Course.

Carolina held a seven-shot lead heading into the round and was never threatened as it went on to post a three-day total of 873 (+9), which ties for the fifth lowest 54-hole total in school history. The win is the Gamecocks' first since claiming the 2010 NCAA East Regional.

"It's unbelievable. To come out on top in such a deep regional, we just did a phenomenal job," South Carolina head coach Kalen Harris said. "We are lucky to come away with it. The team played so solid. They were mentally tough every day and just stayed in the present. That's more than we can ask for, and we just need to do that going into the NCAA Championship."

Texas A&M and Texas finished tied for second with a score of 878 (+14) to clinch two of the eight available spots for the NCAA Championships, while Alabama (879), Florida (879), Arizona State (887), Michigan State (887) and Duke (887) will also advance.

Sophomore Suzie Lee made sure the Gamecocks held on to first place by firing a career-low 68 (-4), which ties for the third lowest score by a sophomore in school history. Lee bounced back from Friday's 83 to climb the leaderboard and finish in a tie for 41st with a score of 224 (+8). She played her best golf of the season on the front nine, shooting a 4-under 32. The highlight of her round came on the par-4 sixth when she sank her approach shot from 127 yards for eagle.

"That's so impressive," Harris said. "She got off to a 1-under start. Then the eagle at No. 6 got her to 3-under, and she just kept it going. I couldn't be prouder of her for her comeback after an 83 (on Friday)."

Senior Katie Burnett carded a 1-over 73 and finished in a tie for third with a score of 216 (E). She came up three shots shy of forcing a playoff to play for her second medalist honor at the NCAA East Regional in three years. After shooting even par on the front side, she struggled at times on the back nine with three bogeys as she fell back to 2-over heading to the 18th tee box. However, she closed out the round on a positive note by making birdie on the final hole to secure the seventh top-five finish of her career, which moves her into a tie for fourth in top-five finishes all-time at South Carolina.

Junior Amanda Strang shot an even-par 72 to post a career-best NCAA Regional finish of a tie for 14th with a score of 220 (+4). After shooting a 3-over 39 on the front nine, she settled down to play her best nine holes of the tournament on the back side, recording birdies on three of her first four holes and making par the rest of the way to get back to even for the round.

Freshman Justine Dreher wrapped up an impressive NCAA Regional debut with a final-round 78 (+6). She finished the tournament in a tie for 19th with a score of 221 (+5). On the day, Dreher carded one birdie, three bogeys, two double bogeys and 13 pars. She played a key role in building Carolina's cushion heading into the final day with rounds of 70 (-2) and 73 (+1) on the first two days.

Junior Meredith Swanson turned in an 80 (+8) to finish in a tie for 87th. She produced one birdie on the day as she sank a three-foot putt on the par-4 13th after narrowly holing out on her approach shot from the rough.

Texas A&M's Katerina Ruzickova shot a 1-over 73 to hold on to win medalist honors with a score of 213 (-3).

The Gamecocks will now advance to the NCAA Championship for the fourth time in five years. This year's tournament will be held May 23-26 at the Vanderbilt Legends Club in Franklin, Tenn. South Carolina will be joined by SEC foes Alabama, Arkansas, Florida, LSU, Tennessee and Vanderbilt. The Gamecocks finished 18th at last year's NCAA Championship.

TEAM	TODAY	TOTAL
SOUTH CAROLINA	3	9
TEXAS A&M	2	14
TEXAS	6	14
ALABAMA	2	15
FLORIDA	E	15
ARIZONA STATE	2	23
MICHIGAN STATE	5	23
DUKE	4	23
ARIZONA	5	27
CAMPBELL	2	29
OKLAHOMA STATE	1	32
KENT STATE	1	32
WAKE FOREST	E	32
CENTRAL FLORIDA	3	37
MICHIGAN	1	35
ND	1	38
WESTERN	1	38
BYU	1	41
STANFORD	1	67

The Gamecocks won the 2012 NCAA East Regional title by five strokes with a three-round total of 873, which tied for the fifth lowest 54-hole total in school history.

2010 NCAA East Regional Champions

South Carolina holds off Tennessee by two strokes to win first regional title in program history; Burnett shoots 210 (-6) to take medalist honors.

GREENVILLE, N.C. – It finally all came together.

After going five years without a team tournament victory of any kind, the South Carolina women's golf team took down some of the nation's best teams in winning the NCAA East Regional on Saturday, posting a 54-hole score of 864 (E) to defeat Tennessee by two shots.

The key component of the Gamecocks' team victory came in the person of sophomore Katie Burnett, who shot a closing round of 71 (-1) to earn medalist honors for the first time in her collegiate career with a 3-day total of 210 (-6), one shot ahead of Auburn's Carlie Yadloczky.

"I'm really proud of them," coach Kalen Harris said. "They played really steady for three days, and played very well under really windy conditions today. We've been knocking on the door for a couple of tournaments now where they've been close and just haven't finished one, but they finished one at the right time (today) and I'm really proud of them."

The Gamecocks posted the best team round of the final day at 290 (+2) to overcome a five-shot deficit entering Saturday's third round. Duke, who led after two rounds of play, fell back to a tie for third after a closing round of 300 (+12). Tennessee, meanwhile, traded the lead with South Carolina and Duke for most of the day, but struggled down the stretch to post a final-day score of 296 (+8).

Carolina traded the lead back and forth with Duke, Tennessee, Auburn and Pepperdine throughout the day, but it appeared late in the day that it would come down to a duel with the Lady Vols. But the Gamecocks, as a team, were 3-under over their final three holes of the day while Tennessee was 1-over in that same stretch on the back nine, including one double-bogey at 18 that proved to be the difference.

Burnett was steady as a rock throughout the day and throughout the tournament. On a day when par was a very good score, the sophomore from Brunswick, Ga., had 15 of them. She first moved into red figures with a birdie at the dogleg-left par-4 14th, then saw a putt at the 18th just miss as she made the turn at 1-under. She faced a tough start to the more-exposed front nine as she fought her way out of a fairway bunker to make bogey at No. 2, then had a birdie putt at No. 4 lip out. She took dead aim at the par-5 seventh hole to card what would be the clinching birdie, then made pars at the eighth and ninth to hold on for the victory.

"To be honest, I don't think it's really hit me yet," Burnett said. "I'm still a little speechless at the moment. But I really couldn't be happier. I missed a few putts here and there, but I knew that if I kept playing the way I was playing, a few putts would fall coming down to the end."

Coming to the ninth and final hole, Burnett hit her approach past the flag to about 12 feet, but didn't know if she needed to make it to secure the victory. It turned out that all she needed was a two-putt for par, and that's what she managed to do as the awaiting Gamecock team stormed the green for hugs and high-fives all around.

Burnett's round of 210 ties for the fifth-best 54-hole individual total in school history, equaling an effort by Siew-Ai Lim at the 1994 Carolyn Cudone Invitational. In addition to becoming the 12th different Gamecock women's golfer to win an individual title, she is the third to win an NCAA East Regional. Teammate Benedicte Toumpsin won the 2008 event in Athens, Ga., and Lim was the medalist at the 1995 regional in Memphis, Tenn.

But it wasn't just Burnett's effort that led to the 17th team title in program history. Toumpsin turned in her second-straight round of even-par 72 to post a three-day total of 218 (+2) and a likely top-20 finish. She started off her final round with eight consecutive pars before coming to the 18th hole that had been a death trap for the Gamecocks all week. The pond down the left side claimed Toumpsin's tee shot, and she settled for a bogey to make the turn at 1-over. She would get that stroke right back at No. 1 with a birdie, then rolled off five more pars before running into trouble at No. 7. After an errant drive forced a layup, she hit her third shot into the hazard. But somehow, she was able to get up and down for bogey to minimize the damage. And once again, she fought right back for a birdie at No. 8 to get back to even par; a par at the ninth finished a strong day.

Senior Corrine Carr was the second-highest finisher for the Gamecocks, fighting her way to a closing 74 (+2) to finish at 217 (+1) overall, also a likely top-20 placement. Carr fought off bogeys at 12 and 13 by making back-to-back birdies at 14 and 15, then dropped another shot after a three-putt bogey at 16. She would hold on to par 17 and 18, then rolled off three more pars before bogeys at the windswept fourth and fifth holes. She would get one shot back with birdie at the seventh, then made two pars to close. Her 54-hole total of 217 equals a career-best, which previously came at the Mercedes-Benz Collegiate earlier this season.

Amanda Strang recovered from a tough 79 in Friday's second round to sign for a 73 (+1) Saturday, a six-shot improvement for the freshman. Standing 2-over after bogeys at 11 and 18, she finally got one stroke back with a birdie at the par-4 fifth. A bogey at No. 6 dropped her back to 2-over, then she made back-to-back birdies at the par-5 seventh and the lengthy par-3 eighth. However, a missed four-footer at nine kept her from level par as she finished 1-over for the day, 6-over for the week.

Taylor Barrett, the third senior on the Gamecock roster, was consistent throughout the week as she carded rounds of 76 (+4) all three days. A bogey-birdie start preceded six straight pars to keep her even as she came to the 18th. As with two of her teammates, she found rough going on the course's closing hole and made bogey to make the turn at 1-over. The wind got the best of her on the opening holes of the front nine as she made bogey on Nos. 1, 2 and 5, but recovered to post four straight pars to close a solid tournament.



Head Coach Kalen Anderson, Taylor Barrett, Benedicte Toumpsin, Katie Burnett, Amanda Strang, Corrine Carr, Director of Golf Puggy Blackmon.



1993 - 7th of 18
Santa Maria Golf Course
May 13-15 • Baton Rouge, La.
308-305-307=920

Siew Ai Lim	71-78-75=224	10th
Clarissa Childs	82-76-72=230	29th
Kerry Zebick	76-77-79=232	34th
Rachel Bates	79-78-81=238	62nd
Tara Joy	82-74-84=240	71st

1994 - 10th of 19
Forest Akers Country Club
May 12-14 • East Lansing, Mich.
326-313-320=959

Siew Ai Lim	75-75-77=227	6th
Rebekah Lee	82-80-79=241	T-42nd
Clarissa Childs	84-79-79=242	T-46th
Jill Darr	86-79-89=254	T-90th
Lea Bagwell	85-86-85=256	96th

1995 - 4th of 19
Quail Ridge Country Club
May 11-13 • Memphis, Tenn.
298-307-306=911

Siew Ai Lim	73-71-70=214	1st
Clarissa Childs	79-76-78=233	T-46th
Rebekah Lee	73-80-82=235	T-57th
Julie Norris	75-80-82=237	T-67th
Karin Fries	77-84-76=237	T-67th

1996 - T-5th of 19
Grand National Lakes Course
May 9-11 • Auburn, Ala.
307-303-309=919

Clarissa Childs	77-71-78=226	T-12th
Siew Ai Lim	76-75-77=228	T-18th
Rebekah Lee	77-75-81=233	T-32nd
Karin Fries	77-82-76=235	T-40th
Libby Howard	87-82-78=247	T-83rd

1997 - 13th of 18
Prairie Vista Golf Course
May 8-10 • Normal, Ill.
320-333-317=970

Rebekah Lee	74-82-77=233	T-9th
C. Faaborg-Andersen	84-84-77=245	T-57th
Emma Lofgren	82-85-78=245	T-57th
Libby Howard	80-83-85=248	T-75th
Karin Fries	84-84-86=254	T-97th

1999 - 7th of 19
The University Club
May 6-8 • Blythewood, S.C.
299-302-307=908

Cecilia Ekelundh	73-79-75=227	T-27th
Emma Lofgren	75-74-79=228	T-33rd
Lotte Moeller	79-70-79=228	T-33rd
Stefanie Reynolds	76-80-74=230	T-47th
Apryl Arrants	75-79-79=233	T-60th

2000 - 18th of 24
OSU Scarlet Course
May 11-13 • Columbus, Ohio
306-314-314=934

Kristy McPherson	73-81-76=230	T-40th
Stefanie Reynolds	79-76-79=234	T-65th
Kacy Thompson	77-78-79=234	T-65th
Emma Lofgren	77-79-84=240	T-94th
Apryl Arrants	79-91-80=250	T-118th

2001 - 6th of 21
Finley Golf Course
May 10-12 • Chapel Hill, N.C.
305-293-306=904

Kristy McPherson	73-69-72=214	3rd
Stefanie Reynolds	78-72-78=228	T-30th
Marci Robinson	75-75-78=228	T-30th
Sarah Kidd	80-77-85=242	T-70th
Kacy Thompson	79-88-78=245	T-73rd

2002 - 6th of 21
The University Club
May 9-11 • Baton Rouge, La.
298-293-298=889

Adrienne Gautreaux	75-69-74=218	T-9th
Marci Robinson	74-74-76=224	T-41st
Kacy Thompson	78-74-73=225	T-45th
Kristy McPherson	75-76-75=226	T-54th
Reetta Laakkonen	74-77-80=231	T-70th

2003 - 7th of 21
Salem Glen Country Club
May 8-10 • Clemmons, N.C.
303-287-294=884

Kristy McPherson	68-71-70=209	2nd
Adrienne Gautreaux	80-72-73=225	T-40th
Marci Robinson	81-70-76=227	T-54th
Kacy Thompson	80-74-75=229	T-64th
Tiffany Catafygiotu	75-82-76=233	T-79th

2004 - 15th of 21
Mission Inn Resort
May 6-8 • Howey-In-The-Hills, Fla.
303-287-294=884

Adrienne Gautreaux	71-77-74=222	T-9th
Jenna Pearson	83-76-82=241	T-69th
Erica Battle	84-82-77=243	T-78th
Marci Robinson	79-85-81=245	T-83rd
Kory Thompson	83-85-84=252	T-92nd

2005 - 9th of 21
University of Florida Golf Course
May 5-7 • Gainesville, Fla.
293-307-303=903

Jenna Pearson	70-77-72=219	14th
Whitney Simons	73-75-76=224	T-28th
Erica Battle	72-78-79=229	T-51st
Caroline Rominger	81-77-77=235	T-77th
Blythe Worley	78-81-78=237	T-81st

2006 - 13th of 21
Bryan Park Champions Course
May 11-13 • Browns Summit, N.C.
296-297-304=897

Blythe Worley	75-74-73=222	34th
Laura Raffo	73-75-78=226	T-54th
Erica Battle	72-74-81=227	T-61st
Jenna Pearson	76-74-77=227	T-61st
Whitney Simons	76-80-76=232	T-86th

2007 - T-9th of 21
The University Club
May 10-12 • Baton Rouge, La.
290-289-295=875

Bénédicte Toumpsin	72-73-72=217	T-26th
Camila Mori	73-72-73=218	T-36th
Blythe Worley	72-72-74=218	T-36th
Whitney Simons	73-73-76=222	T-56th
Jenna Pearson	73-72-78=223	T-59th

2008 - T-6th of 21
UGA Golf Course
May 8-10 • Athens, Ga.
291-303-305=899

Bénédicte Toumpsin	68-70-76=214	1st
Camila Mori	74-76-75=225	T-24th
Blythe Worley	75-78-77=230	T-48th
Whitney Simons	78-79-77=234	T-68th
Taylor Barrett	74-80-81=235	T-68th

2009 - 12th of 21
Mark Bostick Golf Course
May 7-9 • Gainesville, Fla.
308-290-299=897

Bénédicte Toumpsin	79-71-71=221	T-30th
Katie Burnett	75-72-75=222	T-34th
Corrine Carr	75-76-76=227	T-58th
Taylor Barrett	80-72-77=229	T-67th
Meredith Taylor	79-75-81=235	T-84th

2010 - 1st of 24
Ironwood Golf & Country Club
May 6-8 • Greenville, N.C.
283-291-290=864

Katie Burnett	67-72-71=210	1st
Corrine Carr	72-71-74=217	T-13th
Bénédicte Toumpsin	74-72-72=218	T-19th
Amanda Strang	70-79-73=222	T-39th
Taylor Barrett	76-76-76=228	T-73rd

2011 - 6th of 24
Washington National Golf Course
May 5-7 • Auburn, Wash.
303-299-300=902

Suzie Lee	77-72-73=222	T-15th
Samantha Swinehart	75-71-76=222	T-15th
Katie Rose Higgins	76-78-76=230	T-49th
Katie Burnett	75-81-75=231	T-52nd
Amanda Strang	79-78-81=238	T-84th

2012 - 1st of 24
Penn State Golf Course
May 10-12 • State College, Pa.
288-294-291=875

Katie Burnett	72-71-73=216	T-3
Amanda Strang	73-75-72=220	T-14th
Justine Dreher	70-73-78=221	T-19th
Suzie Lee	73-83-68=224	T-41st
Meredith Swanson	78-75-80=233	T-87th

2013 - 4th of 24
Stanford Golf Course
May 9-11 • Stanford, Calif.
296-285-293=874

Suzie Lee	73-71-73=217	T-14th
Meredith Swanson	75-70-73=218	T-18th
Sarah Schmelzel	76-72-74=222	T-33th
Justine Dreher	72-78-73=223	T-39th
Mary Fran Hillow	82-72-78=232	T-85th

2014 - 2nd of 24
SouthWood Golf Club
May 8-10 • Tallahassee, Fla.
291-283-285=854

Justine Dreher	75-70-66=211	T-4th
Samantha Swinehart	73-70-69=212	T-7th
Katelyn Dambaugh	76-70-71=217	T-24th
Sarah Schmelzel	71-73-74=218	T-29th
Suzie Lee	72-78-74=224	T-65th

2015 - 1st of 18
Lonnie Poole Golf Course
May 7-9 • Raleigh, N.C.
295-286-296=877

Justine Dreher	71-73-72=216	T-5th
Sarah Schmelzel	74-69-77=220	11th
Katelyn Dambaugh	78-73-70=221	T-12th
Mary Fran Hillow	76-71-77=224	T-22nd
Jia Xin Yang	74-78-77=229	T-48th

2016 - T-1st of 18
University Club
May 5-7 • Baton Rouge, La.
290-277-290=857

Katelyn Dambaugh	70-66-71=207	1st
Sarah Schmelzel	75-69-72=216	T-12th
Marion Veyseyre	70-77-72=219	T-19th
Ainhwa Olarra	76-69-77=222	29th
Isidora Nilsson	75-73-75=223	T-30th

**2017 - T-1st of 18****OSU Golf Club****May 8-10 • Columbus, Ohio****290-277-290=857**

Ana Pelaez	76-70-70=216	T-1st
Katelyn Dambaugh	77-70-70=217	T-3rd
Ainhua Olarra	76-73-70=219	T-5th
Marion Veyssere	82-76-78=236	T-61st
Jia Xing Yang	80-83-81=244	T-82nd

2018 - 10th of 18**TPC Harding Park****May 7-9 • San Francisco, Calif.****296-289-288=873**

Ainhua Olarra	73-73-72=218	T-27th
Lois Kaye Go	74-73-71=218	T-27th
Ana Pelaez	74-72-75=221	T-40th
Anita Uwadia	77-71-73=221	T-40th
Marion Veyssere	75-74-72=221	T-40th

2019 - 10th of 18**Tumble Creek Golf Club****May 6-8 • Cle Elum, Wash.****298-296-287=881**

Lois Kaye Go	76-74-73=223	T-44th
Emily Price	72-75-72=219	T-22nd
Ana Pelaez	76-71-74=221	T-35th
Marion Veyssere	75-82-73=230	76th
Anita Uwadia	75-76-69=220	T-24th

2021 - 6th of 18**University of Louisville Golf Club****May 10-12 • Simpsonville, Ky.****295-286-298=879**

Ana Pelaez	71-71-75=217	T-12th
Mathilde Claisse	71-68-81=220	T-24th
Pauline Roussin-Bouchard	79-73-71=223	T-34th
Lois Kaye Go	76-75-75=226	T-51st
Paula Kirner	77-74-77=228	T-63rd

2022 - T2nd of 12**Seminole Legacy Golf Club****May 9-11 • Tallahassee, Fla.****299-296-282=877 (+13)**

Hannah Darling	72-74-70=216	5th
Louise Rydqvist	75-70-73=218	T6th
Justine Fournand	79-76-78=223	T18th
Tai Anudit	77-76-71=224	T21st
Mathilde Claisse	75-81-74=230	T38th

2023 - 2nd of 12**UGA Golf Course****May 8-10 • Athens, Ga.****289-282-282=853 (-11)**

Louise Rydqvist	70-69-70=209	2nd
Hannah Darling	71-72-67=210	3rd
Mathilde Claisse	75-70-72=217	T11th
Mia Sandtorv Lussand	76-71-73=220	T16th
Justine Fournand*	73-79-XX=152	DNP
Katherine Muzi*	XX-XX-77=77	DNP

*subbed in for R3 ; ^subbed out for R3

2024 - T-4th of 12**Auburn University Club****May 6-8 • Auburn, Ala.****290-287-297=874 (+10)**

Louise Rydqvist	69-74-71=214	T2nd
Hannah Darling	74-77-77=228	29th
Vairana Heck	74-82-76=232	T40th
Sophia Burnett	XX-73-74=147	DNP-SUB
Maylis Lamoure	77-XX-72=149	DNP-SUB
Mia Sandtorv Lussand	76-81-XX=157	DNP-SUB



1987 - T-14th of 17
The Championship Course at UNM
May 27-30 • Albuquerque, N.M.
298-303-304-320=1225

Marianne Morris	75-74-72-76=297	T-15th
Truie Timmons	74-77-78-78=307	T-60th
Kim Belk	74-76-77-83=310	T-73rd
Kelly Brannon	75-76-78-83=312	T-77th
Elizabeth Macfie	80-85-77-83=325	T-102nd

1993 - 12th of 17
UGA Golf Course
May 26-29 • Athens, Ga.
309-310-315-304=1238

Tara Joy	79-79-77-73=308	T-41st
Rachel Bates	75-76-77-83=311	T-49th
Siew Ai Lim	77-77-82-76=312	T-53rd
Kerry Zebick	78-78-79-80=315	T-61st
Clarissa Childs	83-80-82-75=320	T-74th

1995 - T-9th of 18
Pete Dye Course at Landfall
May 24-27 • Wilmington, N.C.
299-300-297-308=1204

Siew Ai Lim	74-73-73-73=293	T-9th
Clarissa Childs	71-75-74-76=296	T-14th
Rebekah Lee	77-74-75-80=306	T-44th
Karin Fries	77-78-75-81=311	T-67th
Katie Weiss	83-89-86-79=337	T-99th

1996 - 14th of 18
LaQuinta Dunes Golf Resort
May 22-25 • Palm Springs, Calif.
334-311-329-321=1295

Siew Ai Lim	78-74-84-70=306	T-6th
Libby Howard	87-76-79-82=324	T-51st
Clarissa Childs	84-79-81-83=327	T-61st
Rebekah Lee	87-72-85-86=340	T-86th
Karin Fries	85-87-90-90=352	T-94th

1999 - 14th of 19
Tulsa Country Club
May 19-22 • Tulsa, Okla.
313-313-315=941

Cecilia Ekelundh	78-76-77=231	T-35th
Emma Lofgren	79-77-80=236	T-57th
Apryl Arrants	76-78-83=237	T-63rd
Lotte Moeller	80-82-80=242	T-77th
Stefanie Reynolds	82-84-78=244	T-85th

2001 - 24th of 24
Mission Inn Resort
May 22-25 • Howey-In-The-Hills, Fla.
308-323-311-312=1254

Kristy McPherson	75-83-72-73=303	T-44th
Marci Robinson	76-77-81-79=313	T-88th
Stefanie Reynolds	78-83-78-78=317	T-100th
Sarah Kidd	79-80-85-84=328	T-114th
Kacy Thompson	81-86-80-82=329	T-116th

2002 - 23rd of 24
Univ. of Washington Golf Course
May 21-24 • Auburn, Wash.
298-298-308-313=1217

Kristy McPherson	76-71-74-79=300	T-55th
Reetta Laakkonen	72-74-80-75=301	T-60th
Adrienne Gautreaux	74-75-78-81=308	T-95th
Kacy Thompson	76-78-77-78=309	T-99th
Marci Robinson	76-78-79-81=314	112th

2003 - 17th of 24
Birck Boilermaker Golf Course
May 20-23 • West Lafayette, Ind.
318-318-309-303=1248

Kristy McPherson	79-78-75-73=305	T-39th
Adrienne Gautreaux	80-79-75-76=310	T-61st
Tiffany Catafygiotu	79-81-78-75=313	T-76th
Kacy Thompson	80-81-81-79=321	T-90th
Marci Robinson	85-80-81-82=328	T-115th

2008 - 22nd of 24
UNM Championship Course
May 20-23 • Albuquerque, N.M.
306-316-310-303=1235

Camila Mori	78-73-76-74=301	T-41st
Bénédicte Toumpsin	76-79-76-72=303	T-48th
Blythe Worley	75-85-79-76=315	T-96th
Whitney Simons	77-83-79-82=321	T-114th
Taylor Barrett	84-81-82-81=328	T-122nd

2010 - T-14th of 24
Country Club of Landfall (Dye)
May 18-21 • Wilmington, N.C.
300-297-293-296=1186

Katie Burnett	72-74-69-71=286	T-9th
Corrine Carr	76-75-76-71=298	T-54th
Bénédicte Toumpsin	77-75-72-77=301	T-67th
Amanda Strang	75-73-81-77=306	T-99th
Taylor Barrett	77-76-76-78=307	T-102nd

2011 - 18th of 24
Texas A&M Traditions Club
May 18-21 • College Station, Texas
302-315-298-296=1211

Katie Burnett	71-80-70-78=299	T-37th
Samantha Swinehart	78-77-77-71=303	T-55th
Amanda Strang	75-79-75-76=305	T-65th
Suzie Lee	78-83-76-71=308	T-80th
Katie Rose Higgins	84-79-79-80=322	T-115nd

2012 - 5th of 24
Vanderbilt Legends Club
May 22-25 • Franklin, Tenn.
302-281-300-293=1176

Katie Burnett	74-67-74-73=288	5th
Amanda Strang	75-73-76-70=294	T-21st
Meredith Swanson	76-71-75-78=300	T-59th
Justine Dreher	77-77-75-75=304	T-77th
Suzie Lee	79-70-81-75=305	T-84th

2013 - 20th of 24
UGA Golf Course
May 21-24 • Athens, Ga.
304-305-292-310=1211

Justine Dreher	77-77-73-73=300	T-48th
Suzie Lee	74-78-75-77=304	T-68th
Sarah Schmelzel	76-80-70-79=305	T-73rd
Meredith Swanson	79-74-74-82=309	T-97th
Mary Fran Hillow	77-76-79-81=313	T-109th

2014 - 13th of 24
Tulsa Country Club
May 20-23 • Tulsa, Okla.
301-299-283-281=1164

Samantha Swinehart	73-76-68-67=284	T-13th
Suzie Lee	75-78-71-71=295	T-67th
Justine Dreher	80-73-73-70=296	T-74th
Katelyn Dambaugh	75-77-73-73=298	T-80th
Sarah Schmelzel	78-73-71-76=298	T-80th

2015 - 17th of 24
The Concession Golf Club
May 22-27 • Bradenton, Fla.
308-322-302=932

Justine Dreher	76-76-74-72=298	T-16th
Katelyn Dambaugh	70-82-74-77=303	T-32nd
Jia Xin Yang	79-77-74=230	T-45th
Mary Fran Hillow	83-87-81=251	T-123rd
Sarah Schmelzel	85-90-80=255	128th

2016 - T5th of 24
Eugene Country Club
May 20-25 • Eugene, Ore.
293-289-290-290=1162

L, 3-2 in match play quarterfinals to No. 12 Stanford		
Katelyn Dambaugh	69-73-71-74=287	T-11th
Ainhua Olarra	73-71-73-71=288	T-16th
Sarah Schmelzel	77-71-72-71=289	T-20th
Marion Veyseyre	78-79-74-74=305	T-73rd
Isidora Nilsson	76-74-81-81=312	81st

2017 - 10th of 24
Rich Harvest Farms
May 19-22 • Sugar Grove, Ill.
313-300-310=923

Ainhua Olarra	76-70-77=223	T-10th
Ana Pelaez	75-76-81=232	T-50th
Katelyn Dambaugh	80-78-74=232	T-50th
Marion Veyseyre	82-83-81=246	T-116th
Anita Uwadia	94-76-78=248	T-122nd

2021 - 13th of 24
Grayhawk Golf Club
May 21-24 • Scottsdale, Ariz.
312-288-287-293=1180

Pauline Roussin-Bouchard	81-71-69-70=291	T-20th
Paula Kirner	72-73-73-76=294	T-36th
Mathilde Claisse	83-71-72-74=300	T-62nd
Ana Pelaez	76-73-81-73=303	T-70th
Lois Kaye Go*	87-X-73-77=237	DNP
Pimnipa Panthong	X-90-X-X=90	SUB

**Subbed out for second round, placed back in lineup for third and fourth round*

2022 - 14th of 24
Grayhawk Golf Club
May 20-25 • Scottsdale, Ariz.
306-300-297-288=1,191 (+39)

Mathilde Claisse	79-73-72-73=297	T-40th
Louise Rydqvist	76-81-72-72=301	T-57th
Tai Anudit	76-74-75-80=305	T-65th
Justine Fournand	79-75-78-74=306	68th
Hannah Darling*	75-78-XX-69=222	DNP
Paul Kirner	XX-XX-84-XX=84	SUB

**Subbed out for third round due to illness, placed back in lineup for fourth round*

2023 - T5th of 30
Grayhawk Golf Club
May 20-25 • Scottsdale, Ariz.
286-276-302-289=1,153 (+1)

L, 3-1 in match play quarterfinals to No. 9 Southern Cal		
Hannah Darling	71-69-76-70=286	T-18th
Justine Fournand	72-69-74-72=287	T-21st
Mathilde Claisse	70-69-74-74=287	T-21st
Mia Sandtorv Lussand	73-69-80-73=295	T-55th
Louise Rydqvist	77-74-78-78=307	75th

Individual Gamecocks in NCAA Championships

May 28-31, 1986
OSU Golf Course • Columbus, Ohio
 Marianne Morris 76-76-78-75=305 38th

May 23-26, 1990
Arthur Hills GC • Hilton Head, S.C.
 Debbie Eckroth 80-82-77-72=311 35th

May 25-28, 1994
Oregon Golf Club • Eugene, Ore.
 Siew Ai Lim 75-74-79-80=308 20th

May 21-24, 1997
OSU Scarlet Course • Columbus, Ohio
 Rebekah Lee 80-73-76-80=309 61st

May 18-21, 2004
Grand National Lake Course • Auburn, Ala.
 Adrienne Gautreaux 72-78-70=293 22nd

May 17-20, 2005
Meadows Golf Course • Sunriver, Ore.
 Jenna Pearson 79-79-72-73=303 60th



2024 - 23rd of 30
Champions Course - Omni La Costa
May 17-20 • Carlsbad, Calif.
296-297-311=904

Louise Rydqvist	69-73-79=221	MC
Maylis Lamoure	72-73-78=223	MC
Vairana Heck	78-73-76=227	MC
Mia Sandtorv Lussand	77-78-82=237	MC
Hannah Darling	84-XX-XX=84	DNP-SUB
Sophia Burnett	XX-80-78=158	DNP-SUB

2002 SEC Champions

South Carolina knocks off top-ranked Auburn by three strokes to claim first SEC crown; McPherson earns medalist honors for second-straight year.

No. 25 South Carolina captured the women's golf program's first Southeastern Conference Championship behind a school-record three-day total of 861. The Gamecocks finished three shots ahead of Auburn after entering the final round tied with the top-ranked team.

While the Gamecocks were posting their first team title, junior All-American Kristy McPherson made it a clean sweep as she became just the second player in SEC women's golf history to win back-to-back individual titles. She carded a three-day 209 to win the title by two strokes over Vanderbilt's Nicki Cutler. McPherson continued her mastery of the SEC Tournament by posting her sixth-straight sub-par round in the event and, after opening last year's tournament with a five-under 67, has led each round in the SEC Championship over the last two seasons. The only other SEC women's golfer to earn back-to-back SEC individual titles was Florida's Deb Richard, who won three consecutive crowns from 1982-84.

"I'm so proud of the ladies," said head coach Kristi Coggins. "They played with so much heart and fought until the final putt dropped. Our goal was to be in contention coming into the final round because we have played so well all spring on the last day.

The Gamecocks picked the right time to crush the previous school record for team tournament score, topping it by 23 strokes. The 861 was also three strokes better than the SEC Championship record of 864 set by Georgia at the 1988 event at Gulf Breeze, Fla. Prior to posting 290 or lower in all three rounds at the event, Carolina had turned in just four sub-300 rounds all season.

South Carolina shot its highest score of the tournament in the final round, but played a solid back nine to recapture the lead and hold on. USC stood at five-over par after the first nine holes and fell three strokes behind No. 9 Tennessee, which was eight-under at the turn. But the Lady Vols cooled down, and the Gamecocks played the back nine collectively at three-under to win the title. Carolina handed Auburn its fifth second-place showing on the year to go along with its five tournament victories. Tennessee finished third, five shots off the pace.

In the individual competition, McPherson got a scare from Vanderbilt's Nicki Cutler, who finished before her and was in the clubhouse with a five-under 211 after a final-round 67. Tied with Cutler entering the final six holes, McPherson carded three birdies down the stretch and earned the win. Her 209 was the second-best individual three-round score in SEC Tournament history, two strokes off the previous record of 207, which she shot in 2001.



Head coach Kristi Coggins, Adrienne Gautreaux, Marci Robinson, Kristy McPherson, Reeta Laakkonen, Kacy Thompson and assistant coach Clarissa

2002 SEC Championship

Univ. of Georgia Golf Course :: Par 72 :: 6,104 yards

Team Standings

1. South Carolina	289-282-290=861
2. Auburn	280-291-293=864
3. Tennessee	295-282-289=866
4. Vanderbilt	300-294-281=875
5. Georgia	298-302-288=888
6. Florida	298-295-304=897
7. Alabama	305-306-307=918
8. LSU	303-313-305=921
9. Mississippi State	317-310-302=929
Ole Miss	310-314-305=929
11. Arkansas	320-301-313=934
12. Kentucky	312-317-315=944

Individual Top 25

1. Kristy McPherson (S. Car.)	69-69-71=209 (-7)
2. Nicki Cutler (Vanderbilt)	72-72-67=211 (-5)
3. Celeste Troche (Auburn)	70-71-71=212 (-4)
Young-A Yang (Tennessee)	69-72-71=212 (-4)
5. Meredith Duncan (LSU)	69-75-71=215 (-1)
Mary Jan Fernandez (Tenn.)	77-66-72=215 (-1)
Tina Schneeberger (Tenn.)	71-71-73=215 (-1)
8. Danielle Downey (Auburn)	69-76-72=217 (+1)
9. Angela Jerman (Georgia)	74-74-70=218 (+2)
10. Sarah Jacobs (Vanderbilt)	76-71-72=219 (+3)
Diana Ramage (Auburn)	70-75-74=219 (+3)
Summer Simons (Georgia)	73-75-71=219 (+3)
Courtney Swaim (Auburn)	71-72-76=219 (+3)
14. Sarah Johnston (Alabama)	75-72-73=220 (+4)
15. Kacy Thompson (S. Carolina)	72-70-79=221 (+5)
Courtney Wood (Vanderbilt)	78-75-68=221 (+5)
17. Adrienne Gautreaux (S. Car.)	75-72-75=222 (+6)
18. Jeanne Cho (Florida)	76-75-72=223 (+7)
Whitney Code (Florida)	70-73-80=223 (+7)
Elizabeth Hoffman (Ole Miss)	76-76-71=223 (+7)
Reetta Laakkonen (S. Carolina)	81-71-71=223 (+7)
22. Natalia Nicholls (Georgia)	76-75-74=225 (+9)
Marci Robinson (S. Carolina)	73-79-73=225 (+9)
Brittany Straza (Florida)	76-74-75=225 (+9)
Meredith Ward (Vanderbilt)	74-77-74=225 (+9)



"Every putt ... every shot ... all I wanted to do was make it for the team," McPherson said. "Winning the individual title this year is so much better because the team won. It was awesome last year - don't get me wrong - but I get to share it with the team this season. I was thinking about team honors all weekend, and it just so happened that the individual victory came around."

Junior Kacy Thompson of Columbia fell from fourth to 15th place with a final-round 79 (219 total). Junior Adrienne Gautreaux had a three-over 75 on the last day and finished tied for 17th place at 222. Reetta Laakkonen had a three-day total of 223 and finished tied for 18th place, thanks to second- and third-round 71s, which tied her lowest career rounds. Sophomore Marci Robinson had a one-over 73 in the last round and tied for 22nd place.



Metro Conference



1988-91

**1988 - 2nd of 4
Sandestin Resort
May 4-6 • Destin, Fla.
315-312-304=931**

Elizabeth Macfie	75-77-75=227	3rd
Kim Belk	79-78-77=234	6th
Liz Galbraith	82-78-75=235	T-7th
Cathy Rumfelt	84-79-77=240	T-9th
Aileen Robertson	79-85-82=246	14th

**1989 - 2nd of 4
Sandestin Resort
May 5-7 • Destin, Fla.
308-307-304=919**

Debbie Eckroth	78-72-72=222	1st
Kim Belk	74-73-79=226	3rd
Cathy Rumfelt	79-80-76=235	T-8th
Aileen Robertson	77-82-77=236	10th
Vikki Valentine	84-84-80=248	13th

**1990 - 1st of 5
Sandestin Resort
May 4-6 • Destin, Fla.
304-310-304=918**

Aileen Robertson	75-77-73=225	2nd
Vikki Valentine	74-77-77=228	4th
Debbie Eckroth	77-78-75=230	5th
Sofia Gervas	78-78-79=235	8th
Cathy Rumfelt	85-79-80=244	11th

**1991 - 3rd of 5
Sandestin Resort
April 27-28 • Destin, Fla.
313-333=646**

Debbie Eckroth	77-82=159	9th
Aileen Robertson	79-81=160	10th
Rachel Bates	77-86=163	11th
Vikki Valentine	80-84=164	12th
Sofia Gervas	84-86=170	16th

**1992 - 3rd of 10
Santa Maria Golf Course
May 11-13 • Baton Rouge, La.
304-304-304=912**

Vikki Valentine	76-74-72=222	5th
Lea Bagwell	76-75-76=227	11th
Debbie Eckroth	79-74-78=231	T-16th
Margaret Hickey	73-81-78=232	18th
Rachel Bates	84-86-78=248	T-42nd

Southeastern Conference



1992-present

**1993 - 3rd of 11
Colonial Country Club
April 30-May 2 • Jackson, Miss.
301-315=616**

Rachel Bates	75-79=154	T-11th
Clarissa Childs	72-82=154	T-11th
Siew Ai Lim	76-80=156	T-15th
Tara Joy	81-76=157	T-18th
Kerry Zebick	78-80=158	T-21st

**1994 - 5th of 11
Old Waverly Golf Club
April 29-May 1 • West Point, Miss.
291-292-321=904**

Lea Bagwell	73-73-78=224	T-7th
Siew Ai Lim	71-72-81=224	T-7th
Rebekah Lee	75-73-78=226	T-12th
Clarissa Childs	72-74-84=230	T-20th
Jill Darr	83-80-86=249	T-50th

**1995 - 2nd of 11
Legends Club of Tennessee
April 21-23 • Franklin, Tenn.
310-303-308=921**

Clarissa Childs	76-72-77=225	T-3rd
Siew Ai Lim	81-73-73=227	5th
Rebekah Lee	83-75-76=234	T-12th
Karin Fries	74-83-83=240	25th
Julie Norris	79-85-82=246	T-37th

**1996 - T-3rd of 12
Willow Creek Golf Club
April 19-21 • Knoxville, Tenn.
310-300=610**

Siew Ai Lim	74-72=146	T-2nd
Rebekah Lee	78-76=154	T-11th
Clarissa Childs	78-78=156	T-22nd
Libby Howard	80-76=156	T-22nd
Karin Fries	84-76=160	T-32nd

**1997 - 4th of 12
The University Club
April 18-20 • Blythewood, S.C.
317-294-299=910**

C. Faaborg-Andersen	80-74-71=225	T-6th
Rebekah Lee	78-72-75=225	T-6th
Libby Howard	79-74-75=228	T-14th
Karin Fries	85-75-78=238	T-35th
Emma Lofgren	80-74-85=239	T-38th

**1998 - 8th of 12
Riverchase Country Club
April 17-19 • Tuscaloosa, Ala.
318-312-303=933**

Lotte Moeller	77-74-75=226	11th
Emma Lofgren	81-80-72=233	T-27th
Apryl Arrants	77-80-78=235	29th
Libby Howard	84-78-78=240	T-43rd
Abby Derman	83-84-84=251	T-56th

**1999 - 10th of 12
Grand National Lake Course
April 16-18 • Opelika, Ala.
318-314-320=952**

Cecilia Ekelundh	77-73-80=230	T-9th
Emma Lofgren	78-79-80=237	T-27th
Stefanie Reynolds	80-80-78=238	T-32nd
Lotte Moeller	83-82-83=248	T-46th
Apryl Arrants	84-83-82=249	51st

**2000 - 8th of 12
Pinnacle Country Club
April 21-23 • Rogers, Ark.
314-326-319=959**

Kristy McPherson	77-79-74=230	T-11th
Apryl Arrants	80-82-81=243	T-37th
Emma Lofgren	79-86-79=244	T-41st
Stefanie Reynolds	78-84-85=247	T-45th
Kacy Thompson	86-81-85=252	T-52nd



Kristy McPherson won the 2001 and 2002 SEC Championships, becoming just the second two-time medalist in SEC Championship history.



2001 - T-3rd of 12
Univ. of Florida Golf Course
April 20-22 • Gainesville, Fla.
295-290-302=887

Kristy McPherson	67-70-70=207	1st
Sarah Kidd	75-74-77=226	T-20th
Marci Robinson	75-73-78=226	T-20th
Stefanie Reynolds	78-73-77=228	T-26th
Kacy Thompson	86-77-81=244	T-51st

2002 - 1st of 12
UGA Golf Course
April 19-21 • Athens, Ga.
289-282-290=861

Kristy McPherson	69-69-71=209	1st
Kacy Thompson	72-70-79=221	T-15th
Adrienne Gautreaux	75-72-75=222	T-17th
Reetta Laakkonen	81-71-71=223	T-18th
Marci Robinson	73-79-73=225	T-22nd

2003 - 4th of 12
University Club
April 18-20 • Lexington, Ky.
295-308-311=914

Kristy McPherson	68-71-81=220	3rd
Adrienne Gautreaux	73-77-74=224	T-8th
Marci Robinson	84-80-73=237	T-29th
Kacy Thompson	76-80-85=241	T-38th
Tiffany Catafygiotu	78-82-83=243	T-42nd

2004 - 7th of 12
UGA Golf Course
April 16-18 • Athens, Ga.
303-300-296=899

Erica Battle	79-74-71=224	T-20th
Adrienne Gautreaux	75-74-75=224	T-20th
Marci Robinson	73-77-75=225	T-26th
Jenna Pearson	76-75-76=227	T-31st
Kory Thompson	79-80-75=234	T-42nd

2005 - 7th of 12
Tunica National Golf Course
April 15-17 • Tunica, Miss.
313-301-300=914

Whitney Simons	76-73-78=227	T-12th
Erica Battle	80-78-70=228	T-15th
Caroline Rominger	79-76-73=228	T-15th
Jenna Pearson	78-74-82=234	T-34th
Tiffany Catafygiotu	80-83-79=242	T-51st

2006 - 8th of 12
Vanderbilt Legends Club
April 14-16 • Franklin, Tenn.
310-293-300=903

Jenna Pearson	75-74-72=221	T-7th
Whitney Simons	75-73-75=223	T-16th
Erica Battle	79-73-78=230	T-35th
Blythe Worley	84-73-75=232	T-41st
Laura Raffo	81-81-78=240	T-53rd

2007 - 4th of 12
Old Waverly Golf Club
April 20-22 • West Point, Miss.
295-289-303=887

Jenna Pearson	74-66-77=217	T-5th
Blythe Worley	70-74-76=220	10th
Camila Mori	76-70-77=223	T-18th
Benedicte Toumpsin	75-79-73=227	T-25th
Whitney Simons	81-81-77=239	T-49th

2008 - 5th of 12
Tennessee National
April 18-20 • Loudon, Tenn.
300-319-296=915

Benedicte Toumpsin	72-72-72=216	3rd
Taylor Barrett	76-79-71=226	14th
Camila Mori	78-84-75=237	T-36th
Blythe Worley	77-84-80=241	T-46th
Whitney Simons	75-DQ-78	DQ

2009 - 9th of 12

Cobblestone Park Golf Club
April 17-19 • Blythewood, S.C.
299-300-298=897

Bénédicte Toumpsin	72-69-73=213	2nd
Katie Burnett	74-78-74=226	T-32nd
Corrine Carr	73-77-76=226	T-32nd
Taylor Barrett	80-78-75=233	44th
Cayci Ruppe	82-76-84=242	57th

2010 - 7th of 12
NorthRiver Yacht Club
April 16-18 • Tuscaloosa, Ala.
289-290-288=867

Katie Burnett	72-70-72=214	15th
Benedicte Toumpsin	68-72-77=217	20th
Corrine Carr	76-75-67=218	T-21st
Amanda Strang	74-74-72=220	T-28th
Taylor Barrett	75-74-78=227	T-44th

2011 - 5th of 12
Auburn University Club
April 15-17 • Auburn, Ala.
302-304-287=893

Suzie Lee	73-73-73=219	T-9th
Katie Burnett	75-79-73=227	T-24th
Katie Rose Higgins	77-78-72=227	T-24th
Amanda Strang	83-76-69=228	T-29th
Samantha Swinehart	77-77-75=229	T-32nd

2012 - 6th of 12
Blessings Golf Club
April 20-22 • Fayetteville, Ark.
315-308-313=936

Katie Burnett	80-75-75=230	T-12th
Justine Dreher	77-75-78=230	T-12th
Amanda Strang	77-81-77=235	T-26th
Samantha Swinehart	81-77-86=244	T-42nd
Meredith Swanson	81-82-83=246	T-46th

2013 - 3rd of 14
Greystone Golf Club
April 19-21 • Birmingham, Ala.
306-309-303=918

Justine Dreher	74-76-76=226	T-3rd
Sarah Schmelzel	76-76-76=228	T-8th
Suzie Lee	78-76-79=233	T-28th
Meredith Swanson	78-81-76=235	T-37th
Mary Fran Hallow	86-83-75=244	63rd

2014 - 2nd of 14
Greystone Golf Club
April 18-20 • Birmingham, Ala.
301-299-290=890

Justine Dreher	73-74-71=218	4th
Sarah Schmelzel	74-75-73=222	T-10th
Katelyn Dambaugh	78-73-73=224	T-14th
Suzie Lee	76-77-77=230	T-35th
Samantha Swinehart	80-78-73=231	T-40th

2015 - 2nd of 14
Greystone Golf Club
April 18-20 • Birmingham, Ala.
301-299-290=890

Justine Dreher	70-72-70=212	T-4th
Katelyn Dambaugh	73-65-74=212	T-4th
Sarah Schmelzel	77-72-72=221	T-21st
Jia Xin Yang	80-71-70=221	T-21st
Mary Fran Hallow	79-75-72=226	T-39th

2016 - 5th of 14
Greystone Golf Club
April 15-17 • Birmingham, Ala.
298-301-289=888

Katelyn Dambaugh	72-71-66=209	2nd
Ainhua Olarra	69-77-71=217	8th
Sarah Schmelzel	82-77-71=230	T-44th
Jia Xin Yang	76-82-81=239	T-66th
Marion Veyseyre	81-76-86=243	70th

2017 - T-5th of 14
Greystone Golf Club
April 21-23 • Birmingham, Ala.
286-290-284=860

Katelyn Dambaugh	68-70-66=204	1st
Ainhua Olarra	76-73-69=218	T-25th
Ana Pelaez	70-73-77=220	T-30th
Marion Veyseyre	72-74-76=222	T-36th
Jia Xin Yang	77-74-73=224	T-42nd

2018 - 2nd of 14
Greystone Golf Club
April 18-22 • Birmingham, Ala.
291-291-285=867

Ainhua Olarra	70-69-70=209	T-1st
Lois Kaye Go	72-75-71=218	T-9th
Marion Veyseyre	72-76-72=220	T-13th
Anita Uwadia	77-72-73=222	18th
Ana Pelaez	77-75-72=224	T-21st

Match Play Results

#1 South Carolina def. #8 Missouri, 3-0 (Quarterfinals)
 #1 South Carolina def. #4 Georgia, 3-1 (Semifinals)
 #1 South Carolina falls to #3 Arkansas, 3-2 (Finals)

2019 - 2nd of 14
Greystone Golf Club
April 17-21 • Birmingham, Ala.
287-286-292=863

Emily Price	71-71-73=215	T-5th
Lois Kaye Go	70-73-72=215	T-5th
Ana Pelaez	72-72-73=217	T-10th
Marion Veyseyre	74-70-79=223	T-29th
Anita Uwadia	75-75-74=224	T-34th

Match Play Results

#2 South Carolina def. #7 Miss. St., 4-0-1 (Quarterfinals)
 #2 South Carolina def. #4 Auburn, 3-1-1 (Semifinals)
 #2 South Carolina falls to #8 Ole Miss, 3-2 (Finals)

2021 - T-5th of 14
Greystone Golf Club
April 14-17 • Birmingham, Ala.
272-281-274=827

Pauline Roussin-Bouchard	67-67-65=199	1st
Mathilde Caisse	69-68-69=206	8th
Ana Pelaez	64-73-71=208	T-10th
Paula Kirner	72-76-70=218	T-45th
Lois Kaye Go	78-73-70=221	T-52nd

Match Play Results

#2 South Carolina falls to #7 Alabama, 3-1-1 (Quarterfinals)

2022 - T-5th of 14
Greystone Golf Club
April 13-16 • Birmingham, Ala.
289-290-288=867

Louise Rydqvist	76-71-69=216	T-6th
Hannah Darling	71-74-62=217	T-9th
Justine Fournand	73-72-74=219	T-15th
Mathilde Caisse	73-73-73=219	T-15th
Tai Anudit	72-77-76=225	T-36th

Match Play Results

#3 South Carolina falls to #6 Alabama, 3-2 (Quarterfinals)



2023 - T3rd of 14
Greystone Golf Club
April 12-15 • Birmingham, Ala.
293-302-299=894

Mia Sandtorv Lussand	73-72-74=219	T-10th
Louise Rydqvist	73-77-74=224	T-23rd
Mathilde Claisse	78-76-74=228	T-35th
Hannah Darling	74-77-77=228	T-35th
Justine Fournand	73-78-77=228	T-35th

Match Play Results
#7 South Carolina defeats #2 Auburn, 3-2 (Quarterfinals)
#7 South Carolina falls to #3 Texas A&M, 3-2 (Semifinals)

2024 - T5th of 14
Pelican Golf Club
April 12-16 • Belleair, Fla.
275-282-280=837

Louise Rydqvist	68-70-65=203	2nd
Hannah Darling	67-70-71=208	T-6th
Vairana Heck	71-71-71=213	T-17th
Mia Sandtorv Lussand	69-71-73=213	T-17th
Maylis Lamoure	72-74-75=221	T-47th

Match Play Results
#1 South Carolina falls to #8 LSU, 3-2 (Quarterfinals)

**1980-81****Head Coach: Bobby Foster**

1980-81	Purdue Invitational (Fall)	317-298=615	1 of 9
1980-81	Duke Fall Invitational	321	2 of 12
1980-81	Lady Tar Heel Invitational (Fall)	326-302-321=949	4 of 27
9/22-24	Lady Seminole Invitational	313-321-308=942	10 of 17
10/13-15	Georgia Invitational	346-344-325=1015	10 of 22
3/6-8	Tiger-Tide Invitational	337-324-318=979	4 of 13
3/20-22	Duke Spring Invitational	311-322-329=962	2 of 18
3/26-28	Lady Paladin Invitational	306-318-305=929	10 of 23
4/3-5	Lady Gamecock Invitational	306-307-312=925	1 of 5
4/6-7	Wake Forest-App. St.-S. Carolina	326-312=638	1 of 3
4/13-15	Lady Kat Invitational	325-315-319=959	6 of 18
4/17-18	Marshall Invitational	315-320=635	3 of 11
6/17-20	IAAW Invitational	311-331-305-320=1267	16 of 25

1981-82**Head Coach: Bobby Foster**

1981-82	Lady Gator Invitational	316-316-304=936	10 of 15
1981-82	Memphis State Invitational (Fall)	314-311-318=943	7 of 15
9/18-20	Lady Seminole Invitational	961	13 of 17
10/1-2	Dick McGuire Tournament	316-318-315=949	14 of 24
2/28-3/2	Peggy Kirk Bell Invitational	Scores Unavailable	NA
3/8-10	NC State Invitational	Scores Unavailable	NA
3/25-27	Lady Paladin Invitational	310-324-314=948	12 of 21
4/9-22	Lady Gamecock Invitational	295-293-309=897	1 of 12
4/23-25	Duke Spring Invitational	319-314-316=949	2
4/30-5/2	Women's Southern Intercollegiate	Scores Unavailable	NA

1982-83**Head Coach: Jeff Howell**

1982-83	University of Alabama Tournament	308-324=632	6
2/11-12	Lady Gator Invitational	656	14 of 18
1982-83	Peggy Kirk Bell Invitational (Spring)	990	13 of 17
1982-83	Azalea Invitational (Spring)	967	3 of 8
1982-83	Duke Spring Invitational	1009	11 of 15
4/29-5/1	Women's Southern Invitational	1007	16 of 17

1983-84**Head Coach: Donna Noonan**

9/25-27	Lady Seminole Classic	308-318-319=945	12 of 16
10/7-9	Duke Invitational	312-321-306=939	5 of 12
10/15-17	Lady Kat Invitational	316-313=629	4 of 15
10/21-23	Lady Tar Heel Tournament	322-315=637	7 of 19
11/6-8	Alabama Seascape Tournament	340-336-323=999	14 of 18
11/13-15	Pat Bradley Invitational	338-331-336=1005	16 of 17
2/24-26	Lady Gator Invitational	322-331-332=985	16 of 17
3/9-11	Lady Trojan Invitational	336-327-336=999	11 of 18
3/22-24	Lady Paladin	Scores Unavailable	13 of 20
4/6-8	Duke Spring Invitational	318-316-312=946	3 of 15
4/15-17	Fall Creek Falls Cancelled Classic	318-344-316=978	8 of 11
4/27-29	Women's Southern Intercollegiate	321-325-315=961	9 of 17

1984-85**Head Coach: Donna Noonan**

9/23-25	Lady Seminole Classic	307-309-309=925	11 of 17
10/8-9	Lady Tiger Invitational	320-319=639	5 of 18
10/15-17	Lady Kat Invitational	312-319-322=953	11 of 17
10/26-28	Lady Tar Heel Tournament	320-317-310=947	9 of 14
11/3-5	Alabama Seascape Tournament	304-319=623	4 of 18
1/25-27	OSU/Guadalajara Invitational	309-324-326=959	14 of 16
2/22-24	Lady Gator Invitational	321-314-307=942	12 of 15
3/8-10	Hudson Industries Invitational	313-311-314=938	10 of 23
3/21-23	Lady Paladin Invitational	316-341-320=977	12 of 23
3/29-31	South Carolina Invitational	313-304-307=924	1 of 14
4/26-28	Women's Southern Intercollegiate	319-319-324=962	13 of 16

1985-86**Head Coach: Donna Noonan**

9/20-22	Lady Seminole Classic	315-299-309=923	9 of 19
10/6-8	Memphis Women's Intercollegiate	308-313-310=931	2 of 17
10/25-27	Lady Tar Heel Invitational	307-311-302=920	5 of 14
11/1-3	Ford Collegiate Invitational	312-316-316=944	6 of 12
1/26-28	OSU/Guadalajara Invitational	320-312-295=927	9 of 15
3/9-10	Hudson Industries Invitational	312-306-313=931	4 of 21
3/20-22	Lady Paladin Invitational	324-329-317=970	9 of 14
3/28-30	South Carolina Invitational	308-306-303=917	2 of 13
4/11-13	TPC Invitational	297-311-296=904	3 of 7
4/25-27	Women's Southern Intercollegiate	320-312-319=951	10 of 16

1986-87**Head Coach: Donna Noonan**

9/19-21	Ford Collegiate Invitational	306-313-301=920	2 of 12
9/26-28	Lady Seminole Invitational	311-305-318=934	4 of 17
10/5-7	Memphis Women's Intercollegiate	302-309-310=921	3 of 15
10/24-26	Lady Tar Heel Tournament	300-322-305=927	6 of 16
11/17-19	U.S. International Invitational	303-309-312=924	5 of 15
2/27-28	LSU Intercollegiate	311-308-619	2 of 15
3/6-8	Hudson Industries Invitational	296-316-307=919	1 of 14
3/27-29	South Carolina Invitational	305-304-301=910	2 of 12
4/17-19	Woodbridge Collegiate	291-300-299=890	1 of 10
4/24-26	Southern Intercollegiate	312-309-306=927	2 of 17
5/27-30	NCAA Championship	298-303-304-320=1225	14 of 17

1987-88**Head Coach: Linda Mescan**

9/25-27	Lady Seminole Invitational	318-320-314=952	7 of 19
10/4-6	Memphis Women's Intercollegiate	955	6 of 16
10/23-25	Lady Tar Heel Invitational	328-327-331=986	13 of 18
11/23-25	UCLA Desert Classic	315-305-346=966	14 of 15
3/4-6	Hudson Industries Invitational	310-309-314=933	5 of 14
3/25-27	South Carolina Invitational	318-318-326=962	6 of 15
4/8-10	Lady Mustang Roundup	330-334-362=1026	12 of 12
4/15-17	Woodbridge Collegiate	312-304-327=943	8 of 10
4/22-24	Women's Southern Intercollegiate	314-328-312=954	10 of 16
5/6-8	Metro Conference Championship	315-312-304=931	2 of 4

1988-89**Head Coach: Linda Mescan**

9/16-18	Lady Tar Heel Invitational	321-335-320=976	11 of 17
9/23-25	Lady Seminole Invitational	303-317-318=939	4 of 15
10/2-4	Memphis Women's Invitational	314-314-319=947	5 of 17
10/21-23	Lady Lion Invitational	317-315-313=945	1 of 10
10/30-11/1	Pat Bradley Championship	322-328-317=967	12 of 17
3/3-5	Hudson Industries Invitational	328-311-326=965	9 of 18
3/24-26	South Carolina Invitational	316-314-319=949	7 of 13
3/31-4/1	Duke Invitational	326-325-317=966	11 of 19
4/14-16	Woodbridge Collegiate Invitational	331-316-325=972	8 of 9
5/5-7	Metro Conference Championship	308-307-304=919	2 of 4

1989-90**Head Coach: Linda Mescan**

9/18-19	Lady Tar Heel Invitational	307-312-307=926	5 of 16
9/22-24	Duke Classic	317-314-313=944	2 of 5
10/1-3	Memphis Women's Invitational	311-312-303=926	4 of 15
10/27-29	Tiger Tide Invitational	318-314-302=929	11 of 20
11/12-14	Pat Bradley Championship	337-327-327=991	11 of 18
1/19-20	Guadalajara Intercollegiate	316-323-312=951	5 of 15
3/3-5	Hudson Industries Invitational	315-318-319=953	2 of 10
3/23-25	South Carolina Invitational	313-304-310=927	3 of 14
3/30-10/2	Memphis Women's Invitational	321-307-316=944	6 of 15
4/7-8	Furman Invitational	327-325-324=972	5 of 11
4/20-22	Woodbridge Invitational	314-305-318=937	4 of 10
5/4-6	Metro Conference Championship	304-310-304=918	1 of 5

1990-91**Head Coach: Linda Mescan**

9/7-9	Lady Tar Heel Invitational	306-304-300=910	4 of 17
9/21-23	James Madison Invitational	305-297-314=916	1 of 10
11/3-5	Tiger Tide Intercollegiate	325-322-325=972	13 of 19
3/1-3	Alabama Invitational	312-300=612	1 of 8
3/29-31	South Carolina Invitational	307-312-308=927	2 of 13
4/6-7	Lady Paladin Tournament	316-310-304=930	5 of 9
4/19-21	Woodbridge Invitational	318-313-312=943	4 of 9
4/26-28	Metro Conference Championship	313-333=646	3 of 5

1991-92**Head Coach: Kim Erickson**

9/7-9	Lady Tar Heel Invitational	311-307-310=928	7 of 18
9/16-17	Lady Kat Invitational	306-309-320=935	5 of 8
9/29-10/1	Memphis Intercollegiate	314-314-312=940	1 of 14
10/18-20	Lady Paladin Invitational	309-302-316=927	5 of 15
3/8-10	Alabama Invitational	306-317-308=931	2 of 10
3/27-29	South Carolina Invitational	318-305-320=943	5 of 14
4/10-12	Woodbridge Invitational	313-306-299=918	7 of 10
4/17-19	Southern Intercollegiate	313-306-320=939	4 of 17
5/11-13	SEC Championship	304-304-304=912	3 of 10

**1992-93**

9/11-13	Lady Tar Heel Invitational.....	315-304-296=915	4 of 17
9/27-29	Memphis Intercollegiate.....	318-318-332=968	5 of 17
10/9-11	Lady Kat Invitational.....	320-307-303=930	5 of 18
10/16-18	Lady Paladin Intercollegiate.....	310-304-314=928	4 of 9
11/13-15	Carolyn Cudone Intercollegiate.....	326-325-325=976	7 of 15
2/22-23	Arizona Invitational.....	299-312-307=918	6 of 14
3/26-28	Lady Gamecock Classic.....	311-300-299=910	2 of 18
4/16-18	Southern Intercollegiate.....	336-331-318=985	11 of 19
4/30-5/2	SEC Championship.....	301-315=616	3 of 11
5/13-15	NCAA East Regional.....	308-305-307=920	7 of 18
5/26-29	NCAA Championship.....	309-310-315-304=1238	12 of 17

Head Coach: Kim Erickson**1993-94**

9/10-12	Lady Tar Heel Invitational.....	312-326-310=948	6 of 18
10/8-10	Lady Kat Invitational.....	312-309-321=945	6 of 14
10/22-24	Lady Paladin Tournament.....	316-309-313=938	6 of 14
11/12-14	Carolyn Cudone Intercollegiate.....	305-311-294=910	1 of 16
2/21-23	Chris Johnson Arizona Invitational.....	319-309-317=945	15 of 19
3/13-15	Spalding/Peggy Bell Invitational.....	319-309-308=936	2 of 18
3/25-27	Lady Gamecock Classic.....	318-306-315=939	8 of 14
4/15-17	Women's Southern Intercollegiate.....	315-324-319=958	7 of 20
4/29-5/1	SEC Championship.....	291-292-321=904	5 of 11
5/12-14	NCAA East Regional.....	326-313-320=959	10 of 19

Head Coach: Kim Erickson**1994-95**

9/30-10/2	Lady Tar Heel Invitational.....	312-311-304=927	4 of 15
10/22-23	Lady Paladin Invitational.....	307-308-308=923	11 of 23
11/4-6	Carolyn Cudone Intercollegiate.....	295-307-305=907	6 of 12
11/11-13	National Collegiate Tournament.....	318-310-313=941	3 of 22
2/20-22	Chris Johnson Invitational.....	317-301-302=920	2 of 19
3/3-5	Lady Gator Invitational.....	314-304-317=935	5 of 13
3/24-26	Lady Gamecock Classic.....	303-306-307=916	5 of 15
4/14-16	Liz Murphey Collegiate.....	313-305-316=934	3 of 15
4/21-23	SEC Championships.....	310-303-308=921	2 of 11
5/11-13	NCAA East Regional.....	298-307-306=911	4 of 19
5/24-27	NCAA Championship.....	299-300-297-308=1204	9 of 18

Head Coach: Kristi Coggins**1995-96**

9/15-17	Rolex NCAA Preview.....	322-307-305=934	14 of 19
9/28-30	Dick McGuire Invitational.....	307-307-302=916	5 of 18
10/20-22	Lady Paladin Invitational.....	311-314-301=926	7 of 23
11/10-12	Golf World Invitational.....	305-305-318=928	9 of 12
2/26-28	Conquistadores Intercollegiate.....	319-312-298=929	14 of 21
3/8-10	Fripp Island Intercollegiate.....	321-340=625	2 of 24
3/22-24	Lady Gamecock Classic.....	308-302-294=904	3 of 17
4/12-14	Liz Murphey Collegiate Classic.....	311-307-310=928	9 of 22
4/19-21	SEC Championship.....	310-300=610	3 of 12
5/9-11	NCAA East Regional.....	307-303-309=919	5 of 19
5/22-25	NCAA Championship.....	334-311-329-321=1295	14 of 18

Head Coach: Kristi Coggins**1996-97**

9/19-21	Dick McGuire Invitational.....	312-321-316=949	14 of 18
10/4-9	Rolex NCAA Preview.....	329-325-330=984	19 of 21
10/18-20	Lady Paladin Invitational.....	322-314-309=945	13 of 21
2/9-11	Miami Preview Classic.....	303-313-320=936	1 of 17
3/1-2	Lady Gator Invitational.....	306-299-315=920	5 of 15
3/7-9	Fripp Island Invitational.....	310-316-316=942	5 of 17
3/22-24	Lady Gamecock Classic.....	315-308-310=933	11 of 19
4/11-13	Liz Murphey Collegiate Classic.....	320-310-315=945	8 of 19
4/18-20	SEC Championship.....	317-294-299=910	4 of 12
5/8-10	NCAA East Regional.....	320-333-317=970	13 of 18

Head Coach: Kristi Coggins**1997-98**

9/12-14	Lady Seminole Invitational.....	332-315-314=961	12 of 14
9/26-28	Mercedes-Benz Intercollegiate.....	335-325-324=984	17 of 18
10/17-19	Lady Paladin Invitational.....	324-320-326=970	14 of 21
2/27-3/1	Lady Gator Invitational.....	309-307-307=923	13 of 19
3/6-8	Fripp Island Invitational.....	316-315-312=943	3 of 18
3/20-22	Lady Gamecock Classic.....	310-315-315=940	5 of 12
3/27-29	Bryan Cup Invitational.....	314-314-320=948	11 of 15
4/10-12	Liz Murphey Collegiate Classic.....	331-318-319=968	13 of 17
4/17-19	SEC Championship.....	318-312-303=933	8 of 12

Head Coach: Kristi Coggins**1998-99**

9/18-20	Lady Seminole Invitational.....	296-302-293=891	5 of 21
9/25-27	Lady Tar Heel Invitational.....	303-300-299=902	3 of 17
10/16-18	Mercedes-Benz Intercollegiate.....	323-306-315=944	13 of 17
10/23-25	Lady Paladin Invitational.....	314-307-300=921	4 of 18
2/26-27	Lady Gator Invitational.....	311-304=615	3 of 19
3/12-13	Casa De Campo Invitational.....	317-312-309=938	1 of 13
3/19-21	Lady Gamecock Classic.....	300-296=596	2 of 16
4/2-4	Liz Murphey Intercollegiate.....	313-315-310=938	10 of 18
4/16-18	SEC Championship.....	318-314-320=952	10 of 12
5/6-8	NCAA East Regional.....	299-302-307=908	7 of 19
5/19-22	NCAA Championship.....	313-313-315=941	14 of 19

Head Coach: Kristi Coggins**1999-2000**

9/12-15	NCAA Preview.....	322-309-298=929	13 of 20
10/8-10	Lady Tar Heel Invitational.....	313-315-302=930	4 of 15
10/15-17	Mercedes-Benz Invitational.....	300-300-311=911	4 of 18
10/29-31	Lady Paladin Invitational.....	311-304-302=917	5 of 24
2/7-9	SMU/OSU Regional Challenge.....	314-308-316=938	17 of 18
2/25-27	Lady Gator Invitational.....	313-301-305=919	2 of 15
3/17-19	Lady Gamecock Classic.....	317-320-300=937	3 of 11
3/31-4/2	Liz Murphey Collegiate.....	310-302-310=922	6 of 17
4/21-23	SEC Championship.....	314-326-319=959	9 of 12
5/11-13	NCAA East Regional.....	306-314-314=934	18 of 24

Head Coach: Kristi Coggins**2000-01**

9/29-10/1	ACC/SEC Shootout.....	316-305-309=930	4 of 12
10/6-8	Lady Tar Heel Invitational.....	308-317-321=946	9 of 17
10/20-22	Lady Paladin Invitational.....	296-296-292=884	2 of 22
2/12-14	TRW Regional Challenge.....	313-319-307=939	13 of 18
2/23-25	Lady Gator Invitational.....	309-304-302=915	10 of 17
3/16-18	Lady Gamecock Classic.....	309-311-316=936	5 of 11
3/30-4/1	Liz Murphey Classic.....	321-320-320=961	12 of 18
4/6-8	Bryan National Collegiate.....	303-313-308=924	12 of 18
4/20-22	SEC Championship.....	295-290-302=887	3 of 12
5/10-12	NCAA East Regional.....	305-293-306=904	6 of 21
5/22-25	NCAA Championship.....	308-323-311-312=1254	24 of 24

Head Coach: Kristi Coggins**2001-02**

9/29-10/1	ACC/SEC Shootout.....	299-302-306=907	4 of 11
10/12-14	Mercedes-Benz Championship.....	318-310-334=962	13 of 14
10/26-28	Lady Paladin Invitational.....	325-310-304=939	14 of 21
2/22-24	Lady Gator Invitational.....	316-305-309=930	2 of 15
3/4-6	Spartan Invitational.....	302-309-302=913	10 of 16
3/15-17	Lady Gamecock Classic.....	295-300-300=895	3 of 15
3/22-24	Liz Murphey Collegiate Classic.....	305-299-298=902	4 of 18
4/5-7	LSU/Cleveland Classic.....	303-306-302=911	3 of 13
4/19-21	SEC Championship.....	289-282-290=861	1 of 12
5/9-11	NCAA East Regional.....	298-293-298=889	6 of 21
5/21-24	NCAA Championship.....	298-298-308-313=1217	23 of 24

Head Coach: Kristi Coggins**2002-03**

9/15-17	NCAA Fall Preview.....	312-318-301=931	15 of 18
10/4-6	Tar Heel Invitational.....	300-299-303=902	8 of 15
10/25-27	Lady Paladin Invitational.....	300-291-291=884	2 of 16
11/1-3	Auburn Tiger Derby Invitational.....	299-300-301=900	8 of 13
2/28-3/1	Lady Puerto Rico Classic.....	303-302-303=908	7 of 15
3/14	Lady Gamecock Classic.....	302	4 of 15
3/28-30	Bryan National Tournament.....	294-307=601	6 of 18
4/4-6	Liz Murphey Classic.....	295-305-306=906	10 of 17
4/18-20	SEC Championship.....	295-308-311=914	4 of 12
5/8-10	NCAA East Regional.....	303-287-294=884	7 of 21
5/20-23	NCAA Championship.....	318-318-309-303=1248	17 of 24

Head Coach: Kristi Coggins**2003-04**

9/9-11	TOPY Cup of Japan.....	307-301-317=925	3 of 5
9/26-28	Mason Rudolph Championships.....	305-303-304=912	11 of 17
10/19-21	Mercedes Benz Collegiate Champs.....	304-307-315=926	12 of 16
2/9-11	Northrop Grumman Challenge.....	302-333-317=952	15 of 15
3/5-7	LSU/Cleveland Classic.....	305-321-302=928	7 of 17
3/12-14	Lady Gamecock Classic.....	298-309-307=914	2 of 11
3/26-28	Liz Murphey Collegiate Classic.....	311-312-293=916	11 of 18
4/2-4	Bryan National Collegiate.....	310-300-318=928	14 of 18
4/16-18	SEC Championship.....	303-300-296=899	7 of 12
5/6-8	NCAA East Regional.....	316-320-314=950	15 of 21

Head Coach: Kristi Coggins**2004-05**

9/20-22	NCAA Fall Preview.....	303-302-298=903	17 of 21
10/1-3	Mason Rudolph Championship.....	312-310-302=924	17 of 18
10/8-10	Franklin Street Partners Invitational.....	315-313-305=933	7 of 9
10/29-31	ACC/SEC Challenge.....	297-299-300=895	7 of 16
3/4-6	Sun Trust Lady Gator Invitational.....	309-310-310=929	9 of 18
3/11-13	Lady Gamecock Classic.....	313-315-319=947	4 of 12
3/25-27	Liz Murphey Collegiate Classic.....	313-310-322=945	14 of 18
4/1-3	Bryan National Collegiate.....	310-321-329=950	15 of 17
4/15-17	SEC Championship.....	313-301-300=914	7 of 12
5/5-7	NCAA East Regional.....	293-307-303=903	9 of 21

Head Coach: Kristi Coggins**2005-06**

9/26-28	Branch Law Firm/Dick McGuire Inter.....	300-312-294=906	9 of 18
10/7-9	Lady Tar Heel Invitational.....	325-303-293=921	9 of 18
10/28-30	ACC/SEC Challenge.....	297-290-316=903	1 of 7
11/4-6	The Derby Invitational.....	301-310-298=909	7 of 17
2/24-26	Lady Puerto Rico Classic.....	306-312-304=922	11 of 16
3/10-12	Lady Gamecock Classic.....	314-297-303=914	8 of 11
3/24-26	Liz Murphey Collegiate Classic.....	317-309-301=927	6 of 18
3/31-4/2	Bryan National Collegiate.....	309-295-301=905	7 of 17
4/14-16	SEC Championship.....	310-293-300=903	8 of 12
5/11-13	NCAA East Regional.....	296-297-304=897	13 of 21

Head Coach: Kristi Coggins

**2006-07****Head Coach: Kristi Coggins**

9/11-12	Branch Law Firm/Dick McGuire Inter.	295-288-307=890	5 of 17
10/6-8	Lady Tar Heel Invitational	309-323-304=936	15 of 17
10/28-29	The Derby Invitational	311-299=610	5 of 17
11/3-5	NGCA Match Play Champ.	L, Duke 5-0; L, Florida 2-2-1	
2/23-25	Lady Puerto Rico Classic	294-295-303=892	5 of 16
3/9-11	"Mo" Morial Invitational	319-312-322=953	7 of 16
3/16-18	LSU Cleveland Classic	310-297-300=907	9 of 21
3/23-25	Liz Murphy Collegiate Classic	302-300-307=909	9 of 18
4/6-8	Bryan National Collegiate	297-310-310=917	8 of 18
4/20-22	SEC Championship	295-289-303=887	4 of 12
5/10-12	NCAA East Regional	290-289-295=874	9 of 21

2007-08**Head Coach: Kristi Coggins/Kalen Anderson***

9/9-11	Cougar Classic	291-298-300=889	6 of 20
9/14-16	Mason Rudolph Championship	294-311-300=905	14 of 17
10/5-7	Lady Tar Heel Invitational	311-296-295=902	13 of 18
10/26-28	UA-Ann Rhoades Intercollegiate	300-308-297=905	7 of 18
11/4-5	NGCA Match Play Champ.	L, Auburn 4-0-1; L, N. Mex. 3-2	
2/24-26*	Lady Puerto Rico Classic	299-295-296=890	7 of 18
3/14-16	LSU Cleveland Classic	306-306-302=914	10 of 17
3/21-23	Liz Murphy Collegiate Classic	316-319-307=942	13 of 18
3/28-30	Bryan National Collegiate	321-338-321=980	7 of 18
4/18-20	SEC Championship	300-319-296=915	5 of 12
5/8-10	NCAA East Regional	291-303-305=899	6 of 21
5/20-23	NCAA Championship	306-316-310-303=1235	22 of 24

* Kalen Anderson took over as head coach in February 2008

2008-09**Head Coach: Kalen Anderson**

9/14-16	Cougar Classic	290-296-296=882	6 of 22
10/3-5	Lady Tar Heel Invitational	310-307-309=926	13 of 18
10/10-12	Mercedes-Benz Collegiate	297-313-302=912	15 of 18
10/24-26	The Derby Invitational	310-304-306=920	T-8 of 17
2/16-17	Central District Invitational	309-319-308=936	11 of 15
3/13-15	LSU Golf Classic	292-305-287=884	T-10 of 18
3/20-22	Betsy Rawls Longhorn Invitational	310-311-308=929	T-12 of 18
4/3-5	Bryan National Collegiate	311-301-295=907	6 of 18
4/17-19	SEC Championship	299-300-298=897	9 of 12
5/7-9	NCAA East Regional	308-290-299=897	12 of 21

2009-10**Head Coach: Kalen Anderson**

9/6	NGCA Match Play Qualifying	292-294=586	2 of 16
9/7-8	NGCA Match Play - vs. Virginia	L, 2-1-2	
	NGCA Match Play - vs. Alabama	L, 3-1-1	
	NGCA Match Play - vs. Chattanooga	W, 3-2	7 of 16
9/25-27	Mason Rudolph Championship	300-296=596	17 of 17
10/9-11	Tar Heel Invitational	295-296-302=893	13 of 18
10/16-18	Mercedes-Benz Collegiate	302-290-297=889	3 of 18
2/22-23	Central District Invitational	301-309-305=915	11 of 15
3/1-2	Kinderlou Challenge	304-308-307=919	11 of 18
3/26-28	Liz Murphy Collegiate Classic	324-309-299=932	T-11 of 23
4/2-4	Bryan National Collegiate	294-302-297=893	9 of 18
4/16-18	SEC Championship	289-290-288=867	7 of 12
4/24	ECU/Duke Tri-Match	295-293=588	2 of 3
5/6-8	NCAA East Regional	283-291-290=864	1 of 24
5/18-21	NCAA Championship	300-297-293-296=1186	T-14 of 24

2010-11**Head Coach: Kalen Anderson**

9/12-14	Cougar Classic	291-288-294=873	4 of 21
10/8-10	Tar Heel Invitational	291-297-290=878	T-11 of 18
10/22-24	The Landfall Tradition	299-307-313=919	T-11 of 18
11/5-7	Pac-10/SEC Challenge	299-303-310=912	T-15 of 21
2/13-15	UCF Challenge	294-284-304=882	T-5 of 17
3/11-13	LSU Tiger Golf Classic	319-307-308=934	14 of 21
3/25-27	Bryan National Collegiate	305-305-319=929	T-9 of 17
4/1-3	Liz Murphy Classic	296-313-285=894	18 of 23
4/15-17	SEC Championship	302-304-287=893	5 of 12
5/5-7	NCAA West Regional	303-299-300=902	6 of 24
5/18-21	NCAA Championship	302-315-298-296=1211	18 of 24

2011-12**Head Coach: Kalen Anderson**

9/11-13	Cougar Classic	307-283-279=869	10 of 22
10/7-9	Tar Heel Invitational	289-299-294=882	11 of 18
10/21-23	SEC/Pac 12 Challenge	310-305-293=908	17 of 23
10/28-30	The Landfall Tradition	307-314-301=922	4 of 18
2/12-14	UCF Challenge	290-299-300=889	7 of 18
3/2-4	Darius Rucker Intercollegiate	303-301=604	8 of 15
3/30-4/1	Liz Murphy Collegiate Classic	285-292-298=875	5 of 18
4/6-8	Bryan National Collegiate	292-300-302=894	6 of 17
4/20-22	SEC Championship	315-308-313=936	6 of 12
5/10-12	NCAA East Regional	288-294-291=873	1 of 24
5/22-25	NCAA Championship	302-281-300-293=1176	5 of 24

2012-13**Head Coach: Kalen Anderson**

9/9-11	Cougar Classic	306-299-294=899	16 of 24
10/5-7	NCAA Fall Preview	305-297-309=911	18 of 18
10/12-14	Tar Heel Invitational	298-301-311=910	T-12 of 18
10/26-28	The Landfall Tradition	304	13 of 17
2/10-12	UCF Challenge	284-306-293=883	7 of 18
3/8-10	Darius Rucker Intercollegiate	314-305-302=921	11 of 15
3/29-31	Bryan National Collegiate	296-301-296=893	8 of 17
4/12-14	Ping ASU Invitational	291-299-296=886	13 of 17
4/19-21	SEC Championship	306-309-303=918	3 of 14
5/9-11	NCAA West Regional	296-285-293=874	4 of 24
5/21-24	NCAA Championship	304-305-292-310=1211	20 of 24

2013-14**Head Coach: Kalen Anderson**

9/8-10	Cougar Classic	285-298-289=872	6 of 20
9/20-22	Mercedes-Benz Coll. Champ.	279-292=571	2 of 17
10/11-13	Tar Heel Invitational	299-291-288=878	T-5 of 18
10/25-27	The Landfall Tradition	300-299-305=904	4 of 18
2/14-16	Florida State Match-Up	293-293-285=871	1 of 11
3/7-9	Darius Rucker Intercollegiate	294-296-296=886	5 of 17
3/28-30	Bryan National Collegiate	302-293-308=903	2 of 18
4/4-6	Ping ASU Invitational	288-280-285=853	1 of 15
4/18-20	SEC Championship	301-299-290=890	2 of 14
5/8-10	NCAA East Regional	291-283-280=854	2 of 24
5/20-23	NCAA Championship	301-299-283-281=1164	13 of 24

2014-15**Head Coach: Kalen Anderson**

9/28-30	ANNIKA Intercollegiate	282-290-282=854	1 of 12
10/10-12	Tar Heel Invitational	287-288-289=864	2 of 18
10/17-19	Mercedes-Benz Coll. Champ.	295-289-281=865	1 of 16
10/24-26	The Landfall Tradition	293-287-291=871	T-3 of 18
2/13-15	Florida State Match-Up	292-299-293=884	4 of 12
3/6-8	Darius Rucker Intercollegiate	299-293-298=890	T-5 of 17
3/27	Liz Murphy Collegiate Classic (Stroke)	308	2 of 12
3/28-29	Liz Murphy Collegiate Classic Match Play vs. Georgia	L, 2-3	
	Liz Murphy Collegiate Classic Match Play vs. Arkansas	W, 3.5-1.5	
	Liz Murphy Collegiate Classic Match Play vs. Baylor	L, 2-3	
4/10-12	PING ASU Invitational	288-284-298=870	T-4 of 15
4/17-19	SEC Championship	299-280-284=863	2 of 14
5/7-9	NCAA East Regional	295-286-296=877	1 of 18
5/22-25	NCAA Championship	308-322-302=932	17 of 24

2015-16**Head Coach: Kalen Anderson**

9/18-20	Mason Rudolph Championship	302-291-295=888	T-12 of 17
9/27-29	ANNIKA Intercollegiate	286-293-293=872	9 of 12
10/9-11	Ruth's Chris Tar Heel Invitational	299-310-295=904	11 of 18
10/23-25	The Landfall Tradition	301-304-283=888	9 of 18
2/12-14	Florida State Match-Up	297-285-293=875	2 of 12
3/4-6	Darius Rucker Intercollegiate	303-291-293=887	T-8 of 17
3/14-15	Wildcat Invitational	297-290-300=887	7 of 15
4/1-3	Bryan National Collegiate	297-299-298=894	2 of 15
4/15-17	SEC Championship	298-301-289=888	5 of 14
5/5-7	NCAA Baton Rouge Regional	290-277-290=857	T-1 of 18
5/20-25	NCAA Championship	293-289-290-290=1162	5 of 24
	Match Play	L, 3-2 in quarterfinal round	



South Carolina head coach Kalen Anderson led the Gamecocks to eight-straight NCAA Championship appearances from 2010-17.

**2016-17****Head Coach: Kalen Anderson**

9/25-27	ANNIKA Intercollegiate.....	274-290-285=849.....	6 of 12
10/2-4	Cougar Classic.....	288-286-295=869.....	T-7 of 21
10/14-16	Ruth's Chris Tar Heel Invitational.....	292-291-290=873.....	T-5 of 18
10/28-30	The Landfall Tradition.....	297-282-280=859.....	1 of 18
2/10-12	Florida State Match-Up.....	278-283-286=847.....	2 of 12
3/3-5	Darius Rucker Intercollegiate.....	289-291-296=876.....	4 of 17
3/31-4/2	Bryan National Collegiate.....	293-289-299=881.....	
4/7-9	Liz Murphy Collegiate Classic (Stroke).....	313 (+25).....	10 of 12
	Liz Murphy Collegiate Classic Match Play vs. ODU.....	W, 4-1
	Liz Murphy Collegiate Classic Match Play vs. Troy.....	W, 3-2
	Liz Murphy Collegiate Classic Match Play vs. Purdue.....	T, 2.5-2.5
4/21-23	SEC Championship.....	286-290-284=860.....	T-5 of 14
5/8-10	NCAA Columbus Regional.....	309-389-288=886.....	T-1 of 18
5/19-24	NCAA Championship.....	313-300-310=923.....	10 of 24

2017-18**Head Coach: Kalen Anderson**

9/15-17	Mason Rudolph Championship.....	289-284-280=853.....	6 of 15
10/1-3	ANNIKA Intercollegiate.....	291-288-296=875.....	6 of 12
10/13-15	Ruth's Chris Tar Heel Invitational.....	284-281-281=846.....	3 of 18
10/27-28	The Landfall Tradition.....	285-292=577.....	4 of 18
2/9-10	Florida State Match-Up.....	273-288-287=848.....	1 of 12
3/2-4	Darius Rucker Intercollegiate.....	298-300-301=899.....	9 of 18
3/18-20	Evans Derby Experience.....	286-290-290=866.....	T-6 of 12
4/6-7	Bryan National Collegiate.....	296-298-304=898.....	5 of 17
4/18-20	SEC Championship (Stroke Play).....	291-291-285=867.....	1 of 14
4/21	SEC Match Play Quarterfinals.....	Def. #8 seed Mizzy, 3-0	
4/21	SEC Match Play Semifinals.....	Def. #4 seed Georgia, 3-1	
4/22	SEC Match Play Finals.....	Lost to #3 seed Arkansas, 3-2	
5/8-10	NCAA San Francisco Regional.....	296-289-288=873.....	10 of 18

2018-19**Head Coach: Kalen Anderson**

9/17-19	ANNIKA Intercollegiate.....	297-281-291=869.....	T-7 of 12
10/1-2	Windy City Invitational.....	294-305-297=896.....	T-9 of 14
10/12-14	Ruth's Chris Tar Heel Invitational.....	290-288-288=866.....	4th of 18
10/26-28	The Landfall Tradition.....	302-289-290=881.....	2nd of 18
2/17-19	Allstate Sugar Bowl.....	294-294-300=888.....	T-4 of 18
3/8-10	Darius Rucker Intercollegiate.....	282-298-286=867.....	T-2 of 17
3/23-25	Evans Derby Experience.....	296-302-295=893.....	T-8 of 14
4/11	Liz Murphey Collegiate Classic (Stroke).....	295.....	3rd of 12
4/12	Liz Match Play Quarterfinals.....	Def. #6 seed Ole Miss, 4-1-0	
4/12	Liz Match Play Semifinals.....	Def. #7 seed Georgia, 3-2-0	
4/13	Liz Match Play Finals.....	Def. #1 seed Augusta, 2-1-2	
4/17-19	SEC Championship (Stroke Play).....	287-286-292=863.....	2 of 14
4/20	SEC Match Play Quarterfinals.....	Def. #7 seed MSU, 4-0-1	
4/20	SEC Match Play Semifinals.....	Def. #6 seed Auburn, 3-1-1	
4/21	SEC Match Play Finals.....	Lost to #8 seed Ole Miss, 3-2	
5/6-8	NCAA Cle Elum Regional.....	298-296-287=881.....	10 of 18

2019-20**Head Coach: Kalen Anderson**

9/16-18	ANNIKA Intercollegiate.....	286-293-301=880.....	7th of 12
9/30-10/1	Windy City Invitational.....	
	288-279-283=850.....	1st of 14
	10/11-13	
	Ruth's Chris Tar Heel Invitational.....	293-280-288=861.....	7th of 18
10/25-27	The Landfall Tradition.....	289-285-283=857.....	1st of 18
2/16-18	UGA Collegiate Invitational.....	290-281-292=863.....	3rd of 14
3/6-8	Darius Rucker Intercollegiate.....	303-299-289=891.....	6th of 17

Postseason cancelled due to COVID-19

2020-21**Head Coach: Kalen Anderson**

10/5-7	Blessings Collegiate Invitational.....	305-287-293=885.....	3rd of 14
10/19-21	The Ally.....	287-281-284=852.....	1st of 15
10/26	East Lake Cup (Stroke).....	291.....	2nd of 4
10/27	East Lake Match Play Semifinal.....	Def. #3 seed Florida, 3-1-1	
10/28	East Lake Match Play Final.....	Lost to #1 seed, Ole Miss, 3-2	
2/14-16	Moon Golf Invitational.....	280-275-285=840.....	1st of 18
3/1-3	Gamecock Intercollegiate.....	287-285-298=870.....	3rd of 18
3/13-14	Valspar Augusta Invitational.....	273-279-282=834.....	1st of 16
3/19-21	Liz Murphey Collegiate Classic.....	293-287-301=881.....	1st of 18
4/14-16	SEC Championship (Stroke Play).....	272-281-274=827.....	2nd of 14
4/17	SEC Match Play Quarterfinals.....	Lost to #7 seed Alabama, 3-1-1	
5/10-12	NCAA Louisville Regional.....	295-286-298=879.....	6th of 18
5/21-24	NCAA Championship.....	312-288-287=923.....	13th of 24



Paula Kirner, Pinnipa Panthong, Ana Pelaez and Pauline Roussin-Bouchard with their 2021 ANWA Invitations



Augusta National

WOMEN'S AMATEUR

Beginning in 2019, the event was established to inspire greater interest in the women's game by creating a new pathway for players to fulfill their dreams.

Gamecock Participants:

Ainhwa Olarra - 2019 (T-12th)
 Kalen Anderson - 2019 (Caddy)
 Pauline Roussin-Bouchard - 2021 (T-3rd)
 Ana Pelaez - 2021 (T-12th)
 Paula Kirner - 2021 (missed cut)
 Pinnipa Panthong - 2021 (missed cut)
 Hannah Darling - 2022 (T-27th) ; 2023 (missed cut) ; 2024 (7th)
 Louise Rydqvist - 2024 (T-24th)

Following Ainhwa Olarra's strong performance in the first edition of the tournament in 2019, four more Gamecocks got the chance to play in the Augusta National Women's Amateur in the second edition of the tournament in 2021.

Pauline Roussin-Bouchard tied for third place, using a blistering final round to miss out on the playoff by one stroke. In her final round, Roussin-Bouchard sank an ANWA record seven birdies, carding a 2-under (70) in the final round. Ana Pelaez notched a 12th place finish in the event, using her 1-under (71) to move just shy of a top-10 finish. Pelaez matched the finish of her former teammate, Olarra, who tied for 12th in the first edition of the ANWA in 2019.



Ainhwa Olarra embracing her South Carolina head coach, and caddy for the weekend, Kalen Anderson, at the conclusion of the first Augusta National Women's Amateur in 2019

**2021-22****Head Coach: Kalen Anderson**

9/13-15	ANNIKA Intercollegiate.....	278-288-284=850	1st of 12
10/4-5	Windy City Collegiate Classic.....	307-308-292=907	6th of 15
10/18-20	Stephens Cup - Stroke Play	300-299-291=890	2nd of 6
10/20	Stephens Cup - Champ. Match.....	Loss, 4-1, vs. LSU	
10/29-31	Landfall Tradition.....	291-278-280=849	1st of 18
2/20-21	Moon Golf Invitational.....	295-291-285=871	T7th of 15
2/28-3/2	Darius Rucker Intercollegiate.....	303-284-283=870	2nd of 17
3/12-13	Valspar Augusta Invitational.....	301-289=590	T1st of 14
3/25-27	Liz Murphey Collegiate Classic.....	295-291-288=874	1st of 16
4/3	Wolfpack Match Play (Quarters)	4-1 win vs. Notre Dame	
4/3	Wolfpack Match Play (Semis)	4.5-0.5 win vs. Louisville	
4/4	Wolfpack Match Play (Finals)	4-1 win vs. North Carolina	
4/13-15	SEC Championship (Stroke Play).....	289-290-288=867	3rd of 14
4/16	SEC Championship - Quarters.....	Loss, 3-2, vs. #6 seed Alabama	
5/9-11	NCAA Tallahassee Regional.....	299-296-282=877	T2nd of 12
5/20-23	NCAA Championship.....	306-300-297-288=1,191	14th of 24

2022-23**Head Coach: Kalen Anderson**

9/12-14	ANNIKA Intercollegiate.....	295-279-291=865	T4th of 12
10/3-4	Windy City Collegiate Classic.....	293-299-284=876	2nd of 15
10/10-11	Stephens Cup - Stroke Play	287-292-278=857	4th of 7
10/12	Stephens Cup - 3rd Place Match.....	Loss, 3-2, vs. Duke	
10/28-30	Landfall Tradition.....	286-286-280=852	4th of 18
2/13-15	Nexus Collegiate Invitational.....	310-292-299=901	5th of 10
2/27-3/1	Darius Rucker Intercollegiate.....	283-284-295=862	2nd of 17
3/13	Cactus Cup.....	L, vs. #8 Texas, 5-1	
3/13	Cactus Cup.....	W, vs. #11 Arizona State, 3.5-2.5	
3/14	Cactus Cup.....	W, vs. #6 San Jose State, 3.5-2.5	2nd of 4
3/24-26	Liz Murphey Collegiate Classic.....	290-284=574	2nd of 15
4/3	Wolfpack Match Play (Quarters)	W, vs. Louisville, 3-2	
4/3	Wolfpack Match Play (Semis)	L, vs. Duke, 3-2	
4/4	Wolfpack Match Play (Third-Place Match).....	W, vs. Virginia Tech, 4.5-0.5	
4/12-14	SEC Championship (Stroke Play).....	289-290-288=867	3rd of 14
4/15	SEC Championship - Quarters.....	Win, 3-2, vs. #2 seed Auburn	
4/15	SEC Championship - Semis.....	Loss, 3-2, vs. #3 seed Texas A&M	
5/8-10	NCAA Athens Regional.....	289-282-282=853	2nd of 12
5/19-22	NCAA Championship.....	286-276-302-286=1,153	4th of 30
5/23	NCAA Champ. Match Play - Quarters.....	L, vs. Southern Cal, 3-2	

2023-24**Head Coach: Kalen Anderson**

9/11-13	ANNIKA Intercollegiate.....	273-282-283=838	1st of 12
9/22-24	Mason Rudolph Championship.....	281-285-282=848	3rd of 18
10/2-4	Blessings Collegiate Invitational.....	295-294-xxx=589	5th of 10
10/9-10	Stephens Cup - Stroke Play	279-285-291=855	T4th of 7
10/11	Stephens Cup - 3rd Place Match.....	L, 4-1, vs. #2 Stanford	4th of 7
2/3	Therese Hession Reg. Challenge.....	R1	W, 3-2, vs. Arizona
2/3	Therese Hession Reg. Challenge.....	OF	W, 3-2, vs. #7 Oregon
2/4	Therese Hession Reg. Challenge.....	SF	W, 4-1, vs. #1 Wake Forest
2/5	Therese Hession Reg. Challenge.....	CHAMP	1st of 16 (title match vs. #8 Texas canceled due to weather; Gamecocks crowned champs on tiebreak criteria)
2/12-13	San Diego State Classic.....	290-294-296=880	1st of 12
3/4-6	Darius Rucker Intercollegiate.....	282-290-286=858	4th of 17
3/16-17	Valspar Augusta Invitational.....	283-283-293=859	T2nd of 17
3/25	Old Barnwell Derby Match Play	OF	W, 3.5-1.5, vs. Miss. State
3/25	Old Barnwell Derby Match Play	SF	W, 3.5-1.5, vs. #19 Florida State
3/26	Old Barnwell Derby Match Play.....	CHAMP	T1st of 6; T, 2.5-2.5, vs. #9 Duke - Gamecocks victorious and bring home trophy on tiebreak criteria
4/12-14	SEC Championship (Stroke Play).....	275-282-280=837	1st of 14
4/15	SEC Championship - Quarters.....	L, 3-2, vs. #8 seed LSU	
5/6-8	NCAA Auburn Regional.....	293-305-293=891	T4th of 12
5/19-21	NCAA Championship.....	296-297-311=904	23rd of 30

Gamecock All-Americans

Since Kalen Anderson took over in 2008, 14 Gamecocks have earned All-American honors a total of 48 times. As a program, Carolina has seen 17 golfers earn All-American honors a total of 53 times.

First Team All-American

Louise Rydqvist - 2024 - WGCA
 Hannah Darling - 2023 - WGCA and Golfweek
 Hannah Darling - 2022* - WGCA and Golfweek
 Ana Pelaez - 2021 - Golfweek
 Pauline Roussin-Bouchard - 2021 - WGCA and Golfweek
 Pauline Roussin-Bouchard - 2020* - WGCA and Golfweek
 Katelyn Dambaugh - 2017 - Golfweek
 Katelyn Dambaugh - 2016 - WGCA and Golfweek
 Justine Dreher - 2015 - WGCA and Golfweek
 Kristy McPherson - 2003 - NGCA
 Kristy McPherson - 2002 - NGCA
 Kristy McPherson - 2001 - NGCA
 Siew Ai Lim - 1995 - NGCA

Second Team All-American

Louise Rydqvist - 2024 - Golfweek
 Ana Pelaez - 2021 - WGCA
 Ainhua Olarra - 2018 - WGCA and Golfweek
 Katelyn Dambaugh - 2017 - WGCA
 Samantha Swinehart - 2014 - WGCA
 Katie Burnett - 2012 - NGCA and Golfweek
 Siew Ai Lim - 1994 - NGCA

Third Team All-American

Hannah Darling - 2024 - Golfweek
 Emily Price - 2019 - Golfweek
 Benedicte Toumpsin - 2008 - Golfweek

All-American Honorable Mention

Hannah Darling - 2024 - WGCA
 Mathilde Claisse - 2023 - WGCA and Golfweek
 Louise Rydqvist - 2023 - WGCA
 Louise Rydqvist - 2022* - Golfweek
 Ana Pelaez - 2020 - Golfweek
 Lois Kaye Go - 2020 - Golfweek
 Emily Price - 2019 - WGCA
 Lois Kaye Go - 2019 - WGCA and Golfweek
 Lois Kaye Go - 2018 - Golfweek
 Ainhua Olarra - 2017 - WGCA and Golfweek
 Ana Pelaez - 2017 - Golfweek
 Sarah Schmelzel - 2016 - Golfweek
 Katelyn Dambaugh - 2015 - Golfweek
 Justine Dreher - 2014 - NGCA and Golfweek
 Samantha Swinehart - 2014 - Golfweek
 Katie Burnett - 2010 - NGCA and Golfweek
 Benedicte Toumpsin - 2008 - NGCA



South Carolina head coach Kalen Anderson has continues to bring All-American caliber talent to Columbia, seen here with 2020 & 2021 First Team All-American Pauline Roussin-Bouchard at the 2020 Darius Rucker Intercollegiate.

*Denotes freshman season



Siew Ai Lim

1994 - Second Team (NGCA)

1995 - First Team (NGCA)

Siew Ai Lim completed her career in 1995 as the only Gamecock women's golfer to compete in the NCAA Championship four times. She has the best record of any South Carolina player at the national championship, posting three top-20 efforts - including a tie for sixth place in 1996 and a tie for ninth in 1995 - in her four appearances. She propelled the Gamecocks to the 1995 NCAA Championship by winning the NCAA East Regional - the first NCAA Regional title for Gamecock women's golf - and helped the team to its best-ever NCAA finish, a tie for ninth. Named the 1995 SEC Player of the Year, her regional title was one of two individual medalist honors claimed by the Kuala Lumpur, Malaysia, native; the other being a win at the 1994 Carolyn Cudone Intercollegiate.



Kristy McPherson

2001, 2002, 2003 - First Team (NGCA)

The most decorated golfer in South Carolina history, Kristy McPherson remains one of only two players in Southeastern Conference history to win back-to-back SEC Women's Golf Championship titles, claiming medalist honors in 2001 and 2002. The second year, her 7-under-par 209 helped lead the Gamecocks to its first team SEC Championship, defeating Auburn by three strokes. She led the Gamecocks to the NCAA Championship each year from 2001 to 2003 and was the team's top finisher each time. McPherson is the all-time leader in individual victories at South Carolina, winning six tournaments in her four years. A four-time All-SEC selection and the 2003 SEC Player of the Year, McPherson left USC with the all-time lead in scoring average at 74.42; she currently ranks sixth all-time.

Benedicte Toumpsin

2008 - Third Team (Golfweek); Honorable Mention (NGCA)

Benedicte Toumpsin was named an All-American following a stellar sophomore campaign in 2008 when she captured medalist honors at the NCAA East Regional, propelling South Carolina into the NCAA Championship for the first time in five seasons. Also a two-time All-SEC selection, Toumpsin won at least a share of medalist honors twice in her career - the 2008 regional and the 2009 LSU Golf Classic. She finished her career with an NCAA Championship appearance in 2010, helping the team to a tie for 14th place.



Katie Burnett

2010 - Hon. Mention (Golfweek, NGCA)

2012 - Second Team (Golfweek, NGCA)

Katie Burnett put together a stellar career that saw her win the 2010 NCAA East Regional, post the best NCAA Championship finish in school history (fifth place) and at the time ended her time at Carolina as the career scoring average leader at South Carolina (74.18). Burnett led the Gamecocks to a team title at the NCAA East Regional in Greenville, N.C., the first regional team title in program history and the first team victory of any kind in five years. In her sophomore season, she amassed a pair of top-five finishes, three top-10s and nine top-20 showings. As a senior, she guided the Gamecocks to a second NCAA East Regional title in three years and a fifth-place showing at the NCAA Championship, which was the best finish in school history at the national championship.



Samantha Swinehart

2014 - Second Team (WGCA); Honorable Mention (Golfweek)

Samantha Swinehart wrapped up her career with an incredible senior season that helped propel the Gamecocks to their fifth consecutive NCAA Championship. Swinehart posted a scoring average of 73.12 in 2014, which ranks second all time at for a single season South Carolina. She also earned Second Team All-SEC honors and was named to the WGCA East All-Region Team. During her time as a Gamecock she recorded 13 top-20 finishes including two in the top-five, both of which came during her senior campaign. Swinehart's career scoring average of 75.70 ties for fifth best in school history.



Justine Dreher

2014 - Honorable Mention (WGCA, Golfweek)

2015 - First Team (WGCA, Golfweek)

Justine Dreher was a cornerstone of Kalen Anderson's developing program both on and off the course. After improving each season, she graduated with the second-lowest career scoring average (74.12) in program history. Dreher played a key role in the Gamecocks' postseason success, posting five of her nine career top-five results in 12 postseason appearances. After kicking off her senior season with a win at the inaugural ANNIIKA Intercollegiate, Dreher collected six top-five results and posted the then lowest single-season scoring average in South Carolina history (72.53). A fourth place result propelled the Gamecocks to their second-straight SEC Championship runner-up finish. The French native was a key part of two NCAA East Regional titles, four-straight NCAA Tournament appearances and a pair of SEC Championship runner-up results. Dreher closed out her career with back-to-back First Team All-SEC recognitions and 2015 SEC Scholar Athlete of the Year honors, and she was just the third Gamecock to earn First-Team All-America honors.


Katelyn Dambaugh

2015 - Honorable Mention (Golfweek)

2016 - First Team (WGCA, Golfweek)

2017 - First Team (Golfweek) • Second Team (WGCA)

Katelyn Dambaugh closed her historic career at Carolina with the most All-America selections in school history. Dambaugh, the program's current second-best all-time leader in career stroke average (72.67), ended her time as a Gamecock with the school's second-most top five finishes (15) and the third-most top-10 showings (21). After a junior campaign highlighted by the program's third lowest single-season scoring average (71.62) and medalist honors at the 2016 NCAA Baton Rouge Regional, the Goose Creek, S.C., native remained elite as senior. Her 71.68 stroke average in her final season ranked 12th in Division I, and Dambaugh continued to rewrite the record book after firing the lowest 18 (64) and 54-hole scores (204) in school history. She capped her decorated collegiate career with a memorable showing at the 2017 SEC Championship when the Gamecock standout captured medalist honors with, as of 2019, the lowest three-round total (204) in tournament history.



Sarah Schmelzel

2016 - Honorable Mention (Golfweek)

Sarah Schmelzel collected three top-10 finishes in her final season at South Carolina, including her first career medalist honors at the 2016 Bryan National Collegiate. The Phoenix, Ariz., native's 73.21 stroke average stands as the eighth-lowest single-season mark in school history, and she finished her collegiate career with the fourth-best career scoring average (74.25). Schmelzel saved her best for last, as she shot par or better in five of her final six rounds of the season. She ranked second on the team with 15 rounds of par or better, and she was one of two Gamecocks to total multiple top-five finishes.



Ainhua Olarra

2017 - Honorable Mention (WGCA, Golfweek)

2018 - Second Team (WGCA, Golfweek)

Ainhua Olarra, a four-time All-American, set a single-season program record with a 71.00 stroke average during her senior campaign. Her scoring mark ranked ninth in NCAA Division I during her final season, and she added five top-5 finishes to end her career with six, the ninth-most in program history. Olarra wrapped up her career with a 73.44 scoring average, the third-best in program history. Captured the individual titles at the 2018 SEC Championship and the Florida State Match-Up, becoming the third player in school history to notch two or more victories in one season. The San Sebastian, Spain, native defeated Maria Fassi in a playoff to garner the individual crown at the SEC Championship after both golfers finished at 7-under, 209. She owns the second-best 54-hole tournament total at 205 at the 2017 Tar Heel Invitational.



Ana Pelaez

2017 - Honorable Mention (Golfweek)

2020 - Honorable Mention (Golfweek)

2021 - First Team (Golfweek) • Second Team (WGCA)

Ana Pelaez boasted the finest freshman campaign in program history at the time, posting the lowest stroke average (73.12) by a Gamecock newcomer. Pelaez, the first freshman golfer in school history to collect All-America accolades, tallied four top-15 finishes in the spring season in a stretch highlighted by medalist honors at the 2017 NCAA Columbus Regional. Pelaez notched her second All-American season in 2020 as she finished the season with one top-five finish and two top-ten finishes. Pelaez took second at the 2019 Landfall Tradition. Returning for a final season, Pelaez notched three top-5 finishes in 2021, including back-to-back runner-up finishes heading into the postseason. Pelaez notched an 8-under (64) at the SEC Championship, tied for the second lowest round in program history. She finished her final season with a 71.45 scoring average, fourth best in program history, and the third lowest overall in team history (73.35) over her five-year career in Columbia.



Lois Kaye Go

2018 - Honorable Mention (Golfweek)

2019 - Honorable Mention (WGCA, Golfweek)

2020 - Honorable Mention (Golfweek)

Lois Kaye Go is just the third Gamecock to garner All-America honors in three seasons. After her senior campaign, Go holds the career scoring average record at 72.65, and has five top-5 career finishes, including four during the 2018-19 season. Go's 72.45 scoring average in 2017-18 is the fifth-best in program history only behind Katelyn Dambaugh, Ainhua Olarra and Pauline Roussin-Bouchard. Go's most recent All-SEC team in 2019 was also her first First-Team honor. She was also named the SEC Scholar Athlete of the Year in both 2019 and 2020.



Emily Price

2019 - Third Team (Golfweek), Honorable Mention (WGCA)

Emily Price was the first Gamecock to be named to multiple All-America teams in her freshman season. The European made an immediate impact on the golf course, ending the season with the lowest freshman scoring average in program history with a team-best 72.81. The same mark is the seventh-best scoring average in program history. Her performance throughout the season earned her a Second Team All-SEC honor and was named the SEC Freshman of the Year, the first in program history. In her postseason debut, Price finished in fifth place at the 2019 SEC Championships, the best finish by a freshman in program history.





Pauline Roussin-Bouchard

2020 - First Team (WGCA, Golfweek)

2021 - First Team (WGCA, Golfweek)

Pauline Roussin-Bouchard's honors put a bow on the finest freshman season in Gamecock history. Her 71.27 scoring average in 2019-21 is the lowest for a freshman in program history, and was the second lowest season average in the books. Roussin-Bouchard also set the freshman records with her 54-hole score of 205 and her 18-hole score of 65 at the 2019 Windy City Collegiate Classic. After that stellar freshman campaign Roussin-Bouchard came back to notch the best season for any Gamecock golfer in program history. She won four tournaments, a program record, with each winning score ranking in the four lowest 54-hole scores in program history, led by her 199 in the SEC Championship, securing the SEC title. The 2021 SEC Golfer of the Year, Roussin-Bouchard finished the season with a 70.76 scoring average, the lowest in program history, the four lowest 54-hole scores, the lowest 18-hole score (63) and as one of the three finalists for the ANNIKA Award.



Hannah Darling

2022 - First Team (WGCA, Golfweek) 2023 - First Team (WGCA, Golfweek)

2024 - Honorable Mention (WGCA) ; Third Team (Golfweek)

Hannah Darling, a Midlothian, Scotland, native, had one of the best freshman campaigns in school history in 2021-22, starting all 11 tournaments and leading the team with a 72.72 scoring average, the second lowest mark in program history by a freshman trailing only Pauline Roussin-Bouchard. Her five top-five finishes were the most by a freshman in program history and T-4th all-time at Carolina. She was a consensus First Team All-American, joining Roussin-Bouchard as the only freshmen in program history to earn First Team All-America status. She followed her impressive freshman campaign earning First Team All-American honors again, becoming just the fourth player in program history to earn multiple First Team All-America honors. Darling earned All-America honors again as a junior, as she and Louise Rydqvist became the fifth and sixth players in program history to be named All-Americans in three different seasons. She enters her final year the program's all-time leader in low scoring average at 72.27.

Louise Rydqvist

2022 - Honorable Mention (Golfweek)

2023 - Honorable Mention (WGCA)

2024 - First Team (WGCA) ; Second Team (Golfweek)

Louise Rydqvist earned Honorable Mention All-America honors as a freshman after notching eight top-20 finishes (tied for most on team) in 11 stroke play starts in 2021-22. She performed well in the postseason with top-10s at the SEC Championship and NCAA Regionals. The Värnamo, Sweden, native earned All-America honors again as a sophomore with three top-10s including a solo second finish at the NCAA Athens Regional. She put together one of the best single-seasons in school history as a junior en route to earning WGCA First Team All-America honors. Rydqvist posted a 71.14 scoring average (3rd lowest in program history) with five top-five finishes in 10 stroke play starts including her first career win at the ANNIKA Intercollegiate. She was runner-up medalist at the SEC Championship and the NCAA Auburn Regional. Rydqvist is one of six players in school history to earn All-America honors in three seasons.



Mathilde Claisse

2023 - Honorable Mention (WGCA, Golfweek)

Mathilde Claisse, a four-year starter (2019-23), put together her best season in college as a senior in 2022-23. She earned All-America honors for the first time from both the WGCA and Golfweek after finishing second on the team with a scoring average of 72.97 to go alongside 14 rounds of par or better, two top-fives, three top-10s and five top-20 finishes. The Paris, France, native finished her career with the sixth-lowest scoring average in program history at 73.64. She helped lead the team to match play for the first time since 2016 at the 2023 NCAA Championship after finishing T-21st at 1-under with a 72-hole total of 287 (T-4th lowest 72-hole mark in program history). Claisse dominated her quarterfinal match with a 6&5 win over Southern Cal's Malia Nam. She had a historic performance en route to first career victory at the 2023 Darius Rucker Intercollegiate after shooting a career-best score of 208 (-5) with rounds of 69-69-70. She became the first Gamecock to win the prestigious event.



Metro Conference (1988-1991)



ALL-METRO CONFERENCE

Debbie Eckroth

1989 - First Team

1990 - First Team


Aileen Robertson

1990 - First Team

Vikki Valentine

1990 - First Team

SEC Players of the Year



1995 - Siew Ai Lim



2003 - Kristy McPherson



2021 - Pauline Roussin-Bouchard

Southeastern Conference (1992-present)



COACH OF THE YEAR

Kristi Coggins

1999

Kalen Anderson

2015

2021

2022

2024

ALL-SEC

Tai Anudit

2022 - Second Team

Libby Bagwell

1994 - Second Team

Rachel Bates

1993 - First Team

Katie Burnett

2010 - Second Team

2012 - Second Team

Clarissa Childs

1993 - Second Team

1994 - First Team

1995 - First Team

1996 - Second Team

Mathilde Claisse

2022 - Second Team

Katelyn Dambaugh

2014 - Second Team

2015 - Second Team

2016 - First Team

2017 - First Team

Hannah Darling

2022 - First Team

2023 - First Team

2024 - First Team

Justine Dreher

2014 - First Team

2015 - First Team

Adrienne Gautreaux

2002 - Second Team

2004 - First Team

Lois Kaye Go

2018 - Second Team

2019 - First Team

2021 - Second Team

Vairana Heck

2024 - Second Team

Libby Howard

1996 - Second Team

Siew Ai Lim

1993 - Second Team

1994 - First Team

1995 - First Team

1996 - First Team

Emma Lofgren

1999 - Second Team

Kristy McPherson

2000 - Second Team

2001 - First Team

2002 - First Team

2003 - First Team

Ainhua Olarra

2017 - Second Team

2018 - First Team

Jenna Pearson

2007 - Second Team

Ana Pelaez

2017 - Second Team

2020 - Second Team

2021 - First Team

Emily Price

2019 - Second Team

Pauline Roussin-Bouchard

2020 - First Team

2021 - First Team

Louise Rydqvist

2022 - Second Team

2024 - First Team

Mia Sandtorv Lussand

2024 - Second Team

Samantha Swinehart

2014 - Second Team

Benedicte Toumpsin

2008 - First Team

2009 - Second Team

**ALL-FRESHMAN TEAM**

Katelyn Dambaugh
2014

Hannah Darling
2022

Justine Dreher
2012

Vairana Heck
2024

Paula Kirner
2021

Suzie Lee
2011

Ana Pelaez
2017

Emily Price
2019

Pauline Roussin-Bouchard
2020

Louise Rydqvist
2022

Mia Sandtorv Lussand
2023

Sarah Schmelzel
2013

Amanda Strang
2011

Samantha Swinehart
2011

SEC PLAYERS OF THE WEEK

Mathilde Claisse
March 8, 2023

Katelyn Dambaugh
Feb. 19, 2014 (Fr. of the Week)
April 9, 2014 (Fr. of the Week)
April 14, 2015
March 16, 2016

Hannah Darling
March 17, 2022 (Fr. of the Week)
Oct. 5, 2022
Feb. 7, 2024
March 14, 2024

Justine Fournand
April 7, 2022

Adrienne Gautreaux
March 19, 2004

Lois Kaye Go
March 10, 2021

Paula Kirner
March 10, 2021 (Fr. of the Week)

Kristy McPherson
Feb. 23, 2000
March 14, 2002
March 21, 2002
Third week, 2003

Ainhua Olarra
Feb. 28, 2018

Ana Pelaez
Feb. 22, 2017 (Fr. of the Week)
March 8, 2017 (Fr. of the Week)

Emily Price
April. 16, 2019 (Fr. of the Week)

Pauline Roussin-Bouchard
Feb. 17, 2021
March 24, 2021

Louise Rydqvist
April 7, 2022 (Fr. of the Week)
Sept. 20, 2023
Feb. 14, 2024

Sarah Schmelzel
April 3, 2013 (Fr. of the Week)



WGCA/NGCA ALL-AMERICAN SCHOLARS

SOUTHEASTERN CONFERENCE ACADEMIC HONOR ROLL



2024
Hannah Darling
Vairana Heck
Louise Rydqvist
Mia Sandtorv Lussand

2023
Mathilde Claisse
Hannah Darling
Justine Fournand
Katherine Muzi
Louise Rydqvist
Mia Sandtorv Lussand

2022
Hannah Darling
Paula Kirner
Mathilde Claisse
Justine Fournand
Louise Rydqvist

2021
Mathilde Claisse
Lois Kaye Go
Paula Kirner
Ana Pelaez
Pauline Roussin-Bouchard

2020
Mathilde Claisse
Lois Kaye Go
Smith Knaffle
Ana Pelaez
Pauline Roussin-Bouchard
Anita Uwadia

2019
Lois Kaye Go
Ana Pelaez
Anita Uwadia
Marion Veyssiere

2018
Lois Kaye Go
Ana Pelaez
Anita Uwadia
Marion Veyssiere

2017
Katelyn Dambaugh
Ana Pelaez
Anita Uwadia
Marion Veyssiere
Jia Xin Yang

2016
Katelyn Dambaugh
Isidora Nilsson
Ainhua Olarra
Jia Xin Yang

2015
Justine Dreher
Ainhua Olarra
Jia Xin Yang

2014
Justine Dreher
Samantha Swinehart

2013
Chelsey Couch
Justine Dreher
Samantha Swinehart

2012
Katie Burnett
Justine Dreher
Katie Rose Higgins
Amanda Strang
Samantha Swinehart

2011
Katie Burnett
Katie Rose Higgins
Amanda Strang
Samantha Swinehart

2010
Taylor Barrett
Katie Burnett
Corrine Carr
Amanda Strang

2009
Taylor Barrett
Katie Burnett
Corrine Carr

2008
Taylor Barrett
Whitney Simons
Blythe Worley

2007
Taylor Barrett
Jenna Pearson
Laura Raffo
Whitney Simons
Blythe Worley

2006
Erica Battle
Laura McCaslin
Jenna Pearson
Laura Raffo
Whitney Simons
Blythe Worley

2005
Erica Battle
Tiffany Catafygiotu
Jenna Pearson
Caroline Rominger
Whitney Simons
Blythe Worley

2004
Erica Battle
Tiffany Catafygiotu
Adrienne Gautreaux
Laura McCaslin
Jenna Pearson
Kory Thompson

2003
Kacy Thompson
Kory Thompson

2002
Reetta Laakkonen

2001
Stephanie Reynolds
Kacy Thompson

2024
Camila Burnett
Sophia Burnett
Hannah Darling
Vairana Heck
Maylis Lamoure
Louise Rydqvist
Mia Sandtorv Lussand

2023
Mathilde Claisse
Hannah Darling
Justine Fournand
Katherine Muzi
Louise Rydqvist
Mia Sandtorv Lussand

2022
Tai Anudit
Mathilde Claisse
Hannah Darling
Justine Fournand
Paula Kirner
Louise Rydqvist

2021
Mathilde Claisse
Lois Kaye Go
Ana Pelaez
Pauline Roussin-Bouchard

2020
Lois Kaye Go
Ana Pelaez
Anita Uwadia

2019
Gaby Amos
Lois Kaye Go
Ana Pelaez
Anita Uwadia
Marion Veyssiere

2018
Gaby Amos
Lois Kaye Go
Ainhua Olarra
Ana Pelaez
Anita Uwadia
Marion Veyssiere

2017
Gaby Amos
Katelyn Dambaugh
Marianna Monaco
Isidora Nilsson
Ainhua Olarra
Ana Pelaez
Anita Uwadia
Marion Veyssiere
Jia Xin Yang

2016
Gaby Amos
Katelyn Dambaugh
Isidora Nilsson
Ainhua Olarra
Sarah Schmelzel
Karoline Woie
Jia Xin Yang

2015
Katelyn Dambaugh
Justine Dreher
Mary Fran Hillow
Ainhua Olarra

Sarah Schmelzel
Karoline Woie
Jia Xin Yang

2014
Katelyn Dambaugh
Justine Dreher
Mary Fran Hillow
Sarah Schmelzel
Samantha Swinehart
Karoline Woie
Jia Xin Yang

2013
Chelsey Couch
Justine Dreher
Mary Fran Hillow
Sarah Schmelzel
Samantha Swinehart
Karoline Woie

2012
Katie Burnett
Justine Dreher
Katie Rose Higgins
Cayci Ruppe
Amanda Strang
Meredith Swanson
Samantha Swinehart

2011
Katie Burnett
Corrine Carr
Katie Rose Higgins
Cayci Ruppe
Amanda Strang
Samantha Swinehart

2010
Taylor Barrett
Corrine Carr
Katie Burnett
Cayci Ruppe
Amanda Strang
Meredith Swanson
Benedicte Toumpsin

2009
Taylor Barrett
Katie Burnett
Corrine Carr
Cayci Ruppe

2008
Taylor Barrett
Erika Holmen
Camila Mori
Laura Raffo
Whitney Simons
Meredith Taylor
Blythe Worley

2007
Taylor Barrett
Camila Mori
Jenna Pearson
Laura Raffo
Whitney Simons
Meredith Taylor
Benedicte Toumpsin
Blythe Worley

2006
Erica Battle
Laura McCaslin
Jenna Pearson

Laura Raffo
Whitney Simons
Meredith Taylor
Blythe Worley

2005
Erica Battle
Tiffany Catafygiotu
Lauren Huhnerkoch
Laura McCaslin
Jenna Pearson
Laura Raffo
Caroline Rominger
Whitney Simons
Blythe Worley

2004
Erica Battle
Tiffany Catafygiotu
Adrienne Gautreaux
Laura McCaslin
Megan Miller
Jenna Pearson
Kory Thompson

2003
Tiffany Catafygiotu
Adrienne Gautreaux
Kristy McPherson
Marci Robinson
Kacy Thompson
Kory Thompson

2002
Sarah Kidd
Reetta Laakkonen
Kristy McPherson
Kristen Ruble
Kacy Thompson

2001
Abby Derman
Apryl Arrants
Sarah Kidd
Emma Lofgren
Stefanie Reynolds
Kristin Ruble
Kacy Thompson

2000
Apryl Arrants
Abby Derman
Sarah Kidd
Emma Lofgren
Stefanie Reynolds

1999
Apryl Arrants
Emma Lofgren
Abby Derman
Lotte Moeller

1998
Apryl Arrants
Libby Howard
Emma Lofgren
Katy Schlotman

1997
Karin Fries
Apryl Arrants
Libby Howard

Siew Ai Lim
Julie Norris

1995
Siew Ai Lim
Julie Norris


1994
Jill Darr
Siew Ai Lim
Julie Norris

1993
Rachel Bates
Jill Darr
Margaret Hickey
Tara Joy

Louise Rydqvist 2024 SEC Scholar-Athlete of the Year



Lois Kaye Go 2019 and 2020 SEC Scholar-Athlete of the Year



Justine Dreher 2015 SEC Scholar-Athlete of the Year






DINAH SHORE TROPHY



Adrienne Gautreaux
2004 Dinah Shore Trophy



Erica Battle
2006 Dinah Shore Trophy

The Dinah Shore Trophy Award, a part of the Dinah Shore Scholarship Fund, is a cooperative effort between The LPGA Foundation, the Friends of Golf (FOG), and the Nabisco Dinah Shore, one of the LPGA's four major championships and largest contributor to the Dinah Shore Scholarship Fund. The LPGA Foundation introduced the Dinah Shore Scholarship Fund in March 1994 in honor of the late Dinah Shore, and together with FOG and the Nabisco Dinah Shore, developed the Dinah Shore Trophy Award and its criteria. A fundraising organization administered by Eddie Merrins, head golf professional at Bel Air Golf Club in Beverly Hills, CA, FOG contributes annually to collegiate, high school and junior golf programs throughout the country, and Dinah Shore was considered the "First Lady" of FOG. A selection committee of The LPGA Foundation chooses the Dinah Shore Trophy Award recipient from nominations submitted by the National Golf Coaches Association. Nominees for the award must meet the following criteria:

- * An overall grade point average (GPA) of at least 3.2 on a 4.0 scale;
- * Played in at least 50% of her team's scheduled events;
- * Maintained a scoring average of 78 or less;
- * Demonstrated leadership skills and/or extraordinary community affairs work.

The perpetual Dinah Shore Trophy is a crystal trophy, created by Tiffany & Co. with an engraving of Dinah Shore. The trophy is housed at Mission Hills Country Club, site of the annual Nabisco Dinah Shore.

2024 - Celina Sattelkau
2023 - Ami Gianchandani
2022 - Aline Krauter
2021 - Ivana Shah
2020 - Renate Grimstad
2019 - Kaylee Benton
2018 - Alice Chen
2017 - Casey Danielson
2016 - Jackie Chulya
2015 - Katie Kirk
2014 - Emily Tubert
2013 - Caroline Powers
2012 - Amy Anderson
2011 - Pia Halbig
2010 - Katie Detlefsen

Vanderbilt
Yale
Stanford
Akron
Miami
Arkansas
Furman
Stanford
Columbia
East Carolina
Arkansas
Michigan State
North Dakota State
University of California, Berkeley
Central Florida

2009 - Amanda Blumenherst
2008 - Amanda Blumenherst
2007 - Stacy Lewis
2006 - Erica Battle
2005 - Karin Sjodin
2004 - Adrienne Gautreaux
2003 - Katherine Hull
2002 - Meredith Duncan
2001 - Melanie Hagewood
2000 - Lisette Lee
1999 - Mallory Crosland
1998 - Riko Higashio
1997 - Kellee Booth
1996 - Marcie Clemens
1995 - Stephanie Neil

Duke
Duke
Arkansas
South Carolina
Oklahoma State
South Carolina
Pepperdine
LSU
Baylor
LSU
Vanderbilt
Florida
Arizona State
Auburn
Wake Forest



Season Average

Year	Rds.	Strokes	Avg.
1. 2020-21	29	8,339	287.55
2. 2023-24	29	8,359	288.24
3. 2019-20	18	5,202	289.00
4. 2022-23	30	8,690	289.67
5. 2017-18	29	7,529	289.72
6. 2016-17	31	8,113	291.48
7. 2021-22	33	9,636	292.00
8. 2013-14	33	9,646	292.30
9. 2018-19	25	7,320	292.89
10. 2014-15	31	9,078	292.84

Team Championships (43)

Old Barnwell Derby Match Play, 3/25-26/24	2-0-1 in matches
San Diego State Classic, 2/12-13/24	290-294-296=880
Therese Hession Reg. Challenge, 2/3-5/24	3-0 in matches
ANNIKA Intercollegiate, 9/11-13/23	273-282-283=838
Wolfpack Match Play, 4/3-4/22	3-0 in matches
Liz Murphey Collegiate Classic, 3/25-27/22	295-291-288=874
Valspar Augusta Invitational, 3/12-13/22	301-289=590
Landfall Tradition, 10/29-31/21	291-278-280=849
ANNIKA Intercollegiate, 9/13-15/21	278-288-284=850
Liz Murphey Collegiate Classic, 3/19-21/21	293-287-301=881
Valspar Augusta Invitational, 3/13-14/21	273-279-282=834
Moon Golf Invitational, 2/14-16/21	280-275-285=840
The Ally, 10/19-21/20	287-281-284=852
Landfall Tradition, 10/25-27/19	289-285-283=857

Windy City Collegiate Classic, 11/11-13/19	288-279-283=850
Liz Murphey Collegiate Classic, 4/11-13/19	3-0 in Match Play
Florida State Match-Up, 2/9-10/18	273-288-287=848
NCAA Columbus Regional, 5/8-10/17	309-289-288=886
Landfall Tradition, 10/28-30/16	297-282-280=859
NCAA Baton Rouge Regional, 5/5-7/16	290-277-290=857
NCAA East Regional, 5/7-9/15	295-286-296=877
Mercedes-Benz Collegiate, 10/17-19/14	295-289-281=865
ANNIKA Intercollegiate, 9/28-30/14	282-290-282=854
PING ASU Invitational, 4/4-6/14	288-280-285=853
Florida State MatchUp, 2/14-16/14	293-293-285=871
NCAA East Regional, 5/10-12/12	288-294-291=873
NCAA East Regional, 5/6-8/10	283-291-290=864
ACC/SEC Challenge, 10/28-30/05	297-290-316=903
SEC Championship, 4/19-21/02	289-282-290=861
Casa De Campo Inv., 3/12-13/99	317-312-309=938
Miami Preview Classic, 2/9-11/97	303-313-320=936
Carolyn Cudone Inter., 11/12-14/93	305-311-294=910
Memphis Inter., 9/29-10/1/91	314-314-312=940
Alabama Invitational, 3/1-3/91	312-300=612
James Madison Inv., 9/21-23/90	305-297-314=916
Metro Conf. Champ., 5/4-6/90	304-310-304=918
Lady Lion Inv., 10/21-23/88	317-315-313=945
Woodbridge Collegiate, 4/17-19/87	291-300-299=890
Hudson Industries Inv., 3/6-8/87	296-316-307=919
South Carolina Inv., 3/29-31/85	313-304-307=924
Lady Gamecock Inv., 4/9-11/82	295-293-309=897
Lady Gamecock Inv., 4/3-5/81	306-307-312=925
Purdue Invitational, 1980-81	317-298=615

Single-Season Top-5 Finishes

1. 2022-23	12
2. 2014-15	10
T3. 2023-24	9
2021-22	9
2013-14	9
1989-90	9
1986-87	9
T8. 2020-21	8
1994-95	8
1980-81	8
T11. 1991-92	7
1990-91	7

18-Hole Score

1. SEC Championship, 1st Rd., 4/14/21	272
T2. ANNIKA Intercollegiate, 1st Rd., 9/11/23	273
Valspar Augusta Invitational, 1st Rd., 3/13/21	
Florida State Match-Up, 1st Rd., 2/9/18	
T5. SEC Championship, 3rd Rd., 4/16/21	274
ANNIKA Intercollegiate, 1st Rd., 9/25/16	
T7. SEC Championship, 1st Rd., 4/12/24	275
Moon Golf Invitational, 2nd Rd., 2/15/21	275
9. NCAA Championship, 2nd Rd., 5/20/23	276
10. NCAA Baton Rouge Regional, 2nd Rd., 5/6/16	277
T11. Landfall Tradition, 2nd Rd., 10/30/21	278
ANNIKA Intercollegiate, 1st Rd., 9/13/21	
Florida State Match-Up, 1st Rd., 2/10/17	

36-Hole Tournament

1. Mercedes-Benz Collegiate Championship, 9/20-22/13	571 (279-292)
2. Liz Murphey Collegiate Classic, 3/24-25/23	574 (290-284)
3. The Landfall Tradition, 10/27-28/17	577 (285-292)
4. NGCA Match Play Qualifying, 9/6/09	586 (292-294)
5. ECU/Duke Tri-Match, 4/24/10	588 (295-293)
6. Blessings Collegiate Inv., 10/2-3/23	589 (295-294)
7. Valspar Augusta Invitational, 3/12-13/22	590 (301-289)
T8. Mason Rudolph Championship, 9/25-27/09	596 (300-296)
Lady Gamecock Classic, 3/19-21/99	596 (300-296)
10. Bryan Park National Coll., 3/28-30/03	601 (294-307)

54-Hole Tournament

1. SEC Championship, 4/14-16/21	827 (272-281-274)
2. Valspar Augusta Invitational, 3/13-14/21	834 (273-279-282)
3. SEC Championship, 4/12-14/24	837 (275-282-280)
4. ANNIKA Intercollegiate, 9/11-13/23	838 (273-282-283)
5. Moon Golf Invitational, 2/14-16/21	840 (280-275-285)
6. Tar Heel Invitational, 10/13-15/17	846 (284-284-281)
7. Florida State Match-Up, 2/10-12/17	847 (278-283-286)
T8. Mason Rudolph Champ., 9/22-24/23	848 (281-285-282)
Florida State Match-Up, 2/9-10/18	848 (273-288-287)
T9. Landfall Tradition, 10/29-31/21	849 (291-278-280)
ANNIKA Intercollegiate, 9/25-27/16	849 (274-290-285)
T11. ANNIKA Intercollegiate, 9/13-15/21	850 (278-288-284)
Windy City Collegiate Classic, 9/30-10/1/19	850 (288-279-283)

72-Hole Tournament

1. NCAA Championship, 5/19-22/23	1,153 (286-276-302-286)
2. NCAA Championship, 5/20-25/16	1,162 (293-289-290-290)
3. NCAA Championship, 5/20-23/14	1,164 (301-299-283-281)
4. NCAA Championship, 5/22-25/12	1,176 (302-281-300-293)
5. NCAA Championship, 5/21-24/21	1,180 (312-288-287-293)
6. NCAA Championship, 5/18-21/10	1,186 (300-297-293-296)
7. NCAA Championship, 5/20-23/22	1,190 (306-300-297-288)
8. NCAA Championship, 5/24-27/95	1,204 (299-300-297-308)
T9. NCAA Championship, 5/21-24/13	1,211 (304-305-292-310)
NCAA Championship, 5/18-21/11	1,211 (302-315-298-296)

First-Round Score

1. SEC Championship, 4/14/21	272
T2. ANNIKA Intercollegiate, 9/11/23	273
Valspar Augusta Invitational, 3/13/21	
Florida State Match-Up, 2/9/18	
5. ANNIKA Intercollegiate, 9/25/16	274
6. SEC Championship, 4/12/24	275
T7. ANNIKA Intercollegiate, 9/13/21	278
Florida State Match-Up, 2/10/17	
T9. Jackson T. Stephens Cup, 10/9/23	279
Mercedes-Benz Collegiate, 9/20/13	

Second-Round Score

1. Moon Golf Invitational, 2/15/21	275
2. NCAA Championship, 5/20/23	276
3. NCAA Baton Rouge Regional, 5/6/16	277
4. Landfall Tradition, 10/30/21	278
T5. Valspar Augusta Invitational, 3/13/21	279
Windy City Collegiate Classic, 9/30/19	
T7. Tar Heel Invitational, 10/12/19	280
PING ASU Invitational, 4/5/14	
SEC Championship, 4/18/15	
T10. SEC Championship, 4/15/21	281
The Ally, 10/20/20	
Landfall Tradition, 10/26/19	
Tar Heel Invitational, 10/14/17	
NCAA Championship, 5/22/12	
ANNIKA Intercollegiate, 9/18/18	

Final-Round Score

1. SEC Championship, 4/16/21	274
2. Cougar Classic, 9/13/11	279
T3. SEC Championship, 4/14/24	280
Landfall Tradition, 10/31/21	
Mason Rudolph Championship, 9/17/17	
Landfall Tradition, 10/30/16	
NCAA East Regional, 5/10/14	
T8. Tar Heel Invitational, 10/15/17	281
NCAA Championship, 5/23/14	
Mercedes-Benz Collegiate, 10/19/14	



Career Average (Min. 55 rds. and two years)


Player	Years	Rds.	Strokes	Avg.
1. Hannah Darling	2021-Present	89	6,432	72.27
2. Katelyn Dambaugh	2013-17	125	9,084	72.67
3. Lois Kaye Go	2017-21	100	7,299	72.99
4. Louise Rydqvist	2021-Present	87	6,357	73.07
5. Ana Pelaez	2016-21	122	8,949	73.35
6. Ainhua Olarra	2014-18	104	7,638	73.44
7. Mathilde Claisse	2019-23	107	7,879	73.64
8. Mia Sandtorv Lussand	2022-Present	55	4,067	73.95
9. Justine Dreher	2011-15	121	8,969	74.12
10. Katie Burnett	2008-12	130	9,643	74.18
11. Sarah Schmelzel	2012-16	118	8,761	74.25
12. Kristy McPherson	1999-03	129	9,600	74.42
13. Bénédicte Toumpsin	2006-10	122	9,100	74.59
14. Marion Veyseyre	2015-19	110	8,251	75.00
15. Anita Uwadia	2016-20	87	6,546	75.24
T16. Suzie Lee	2010-14	107	8,078	75.50
Samantha Swinehart	2010-14	111	8,381	75.50
18. Adrienne Gautreaux	2001-04	100	7,575	75.75
19. Amanda Strang	2009-12	101	7,683	76.07
20. Jia Xin Yang	2013-17	84	6,393	76.11

Individual Medalists

Katie Burnett	NCAA East Regional, 5/6-8/10	67-72-71=210
Clarissa Childs	Carolyn Cudone Inter., 11/12-14/93	79-74-76=224
Mathilde Claisse	Darius Rucker Inter., 2/27-3/1/23	69-69-70=208
Katelyn Dambaugh	NCAA Baton Rouge Regional, 5/5-7/16	70-66-71=207
Katelyn Dambaugh	SEC Championship, 4/21-23/17	68-70-66=204
Hannah Darling	Darius Rucker Inter., 3/4-6/24	72-66-70=208
Justine Dreher	ANNIKA Intercollegiate, 9/28-30/14	68-68-71=207
Debbie Eckroth	Metro Conference Champ., 5/5-7/89	78-72-72=222
Justine Fournand	Landfall Tradition, 10/29-31/21	67-73-68=208
Siew Ai Lim	Carolyn Cudone Inter., 11/6/94	68-72-70=210
Siew Ai Lim	NCAA East Regional, 5/11-13/95	73-71-70=214
Kristy McPherson	SEC Championship, 4/20-22/01	67-70-70=207
Kristy McPherson	ACC/SEC Shootout, 9/29-10/1/01	71-70-76=217
Kristy McPherson	Spartan Invitational, 3/4-6/02	71-69-71=211
Kristy McPherson	SEC Championship, 4/19-21/02	69-69-71=209
Kristy McPherson	Bryan Park National Coll., 3/28-30/03	69-73=142
Kristy McPherson	Lady Boilermaker Inv., 4/11-12/03	70-78-70=218
Nana Madsen	Mercedes-Benz Collegiate, 10/17-19/14	72-69-71=212
Lotte Moeller	Casa De Campo Inv., 3/12-13/99	79-78-71=228
Marianne Morris	Hudson Industries Inv., 3/6-8/87	72-76-74=222
Ainhua Olarra	Florida State Match-Up, 2/9-10/18	66-69-71=206
Ainhua Olarra	SEC Championship, 4/18-20/18	70-69-70=209
Ana Pelaez	NCAA Columbus Regional, 5/8-10/17	76-70-70=216
Jan Rikard	Lady Gamecock Inv., 4/9-11/82	73-69-77=219
Pauline Roussin-Bouchard	Windy City Collegiate Classic, 9/30-10/1/19	70-65-70=205
Pauline Roussin-Bouchard	The Ally, 10/19-21/20	71-66-65=202
Pauline Roussin-Bouchard	Moon Golf Invitational, 2/14-16/21	63-67-73=203
Pauline Roussin-Bouchard	Valspar Augusta Invitational, 3/13-14/21	65-69-67=201
Pauline Roussin-Bouchard	SEC Championship, 4/14-16/21	67-67-65=199
Louise Rydqvist	ANNIKA Inter., 9/11-13/23	66-72-70=208
Sarah Schmelzel	Bryan National Collegiate, 4/1-3/16	73-71-75=219
Lynn Stiffler	Lady Gamecock Inv., 4/3-5/81	69-73-76=218
Kacy Thompson	Lady Gamecock Classic, 3/14/03	72
Bénédicte Toumpsin	NCAA East Regional, 5/8-10/08	68-70-76=214
Bénédicte Toumpsin	LSU Golf Classic, 3/13-15/09	70-71-68=209
Vikki Valentine	Alabama Invitational, 3/1-3/91	75-74=149

Season Average (Min. 18 rounds)

Player	Year	Rds.	Strokes	Avg.
1. Pauline Roussin-Bouchard	2020-21	29	2,052	70.76
2. Ainhua Olarra	2017-18	26	1,846	71.00
3. Louise Rydqvist	2023-24	29	2,063	71.14
4. Pauline Roussin-Bouchard	2019-20	18	1,283	71.27
5. Ana Pelaez	2020-21	22	1,572	71.45
6. Katelyn Dambaugh	2015-16	34	2,435	71.62
7. Katelyn Dambaugh	2016-17	28	2,007	71.68
8. Hannah Darling	2022-23	30	2,155	71.83
9. Hannah Darling	2023-24	27	1,950	72.22
10. Lois Kaye Go	2017-18	29	2,101	72.45
11. Justine Dreher	2014-15	32	2,231	72.53
12. Ainhua Olarra	2016-17	31	2,254	72.71
13. Hannah Darling	2021-22	32	2,327	72.71
14. Ana Pelaez	2019-20	18	1,310	72.77
15. Emily Price	2018-19	22	1,602	72.81
16. Lois Kaye Go	2018-19	28	2,039	72.82
17. Katie Burnett	2011-12	33	2,407	72.94
18. Mathilde Claisse	2022-23	30	2,189	72.97
19. Vairana Heck	2023-24	29	2,120	73.10
T20. Ana Pelaez	2016-17	25	1,828	73.12
Samantha Swinehart	2013-14	33	2,413	73.12



Pauline Roussin-Bouchard won a program record four tournaments in the 2020-21 season, including her program record low score of 17-under (199) in the SEC Championship.

Career Top-5 Finishes

1. Kristy McPherson	1999-2003	18
2. Katelyn Dambaugh	2013-17	15
3. Hannah Darling	2021-Present	11
T4. Louise Rydqvist	2021-Present	9
Justine Dreher	2011-15	
Siew Ai Lim	1992-96	
T7. Pauline Roussin-Bouchard	2019-21	8
Katie Burnett	2008-12	
B. Toumpsin	2006-10	
T10. Lois Kaye Go	2017-21	7
Clarissa Childs	1992-96	
Debbie Eckroth	1988-92	

Career Top-10 Finishes

1. Kristy McPherson	1999-2003	25
2. Siew Ai Lim	1992-96	24
3. Katelyn Dambaugh	2013-17	21
4. Debbie Eckroth	1988-92	20
5. Hannah Darling	2021-Present	17
T6. Marianne Morris	1983-87	16
Katie Burnett	2008-12	
8. Justine Dreher	2011-15	13
T9. Louise Rydqvist	2021-Present	12
Ana Pelaez	2016-21	
Ainhua Olarra	2014-18	

Single-Season Top-5 Finishes

1. Kristy McPherson	2002-03	7
2. Katelyn Dambaugh	2015-16	6
Justine Dreher	2014-15	
4. Louise Rydqvist	2023-24	5
Hannah Darling	2021-22	
Pauline Roussin-Bouchard	2019-21	
Ainhua Olarra	2017-18	
Katelyn Dambaugh	2016-17	
Katie Burnett	2011-12	
B. Toumpsin	2007-08	
Kristy McPherson	2001-02	
Kristy McPherson	2000-01	
Debbie Eckroth	1989-90	

Single-Season Top-10 Finishes

1. Siew Ai Lim	1994-95	10
2. Katelyn Dambaugh	2015-16	8
Kristy McPherson	2002-03	
Kristy McPherson	2000-01	
Debbie Eckroth	1989-90	
6. Hannah Darling	2021-22	7
Pauline Roussin-Bouchard	2019-21	
Katelyn Dambaugh	2016-17	
Justine Dreher	2014-15	
Katie Burnett	2011-12	
Kristy McPherson	2001-02	

**72-Hole Tournament Total**

1. Samantha Swinehart	NCAA Championship, 5/20-23/14	284 (76-76-68-67)
T2. Hannah Darling	NCAA Championship, 5/19-22/23	286 (71-69-76-70)
Katie Burnett	NCAA Championship, 5/18-21/10	286 (72-74-69-71)
T4. Mathilde Claisse	NCAA Championship, 5/19-22/23	287 (70-69-74-74)
Justine Fournand	NCAA Championship, 5/19-22/23	287 (72-69-74-72)
Katelyn Dambaugh	NCAA Championship, 5/20-25/16	287 (69-73-71-74)
T7. Ainhoa Olarra	NCAA Championship, 5/20-25/16	288 (73-71-73-71)
Katie Burnett	NCAA Championship, 5/22-25/12	288 (74-67-74-73)
9. Sarah Schmelzel	NCAA Championship, 5/20-25/16	289 (77-71-72-71)
10. Pauline Roussin-Bouchard	NCAA Championship, 5/21-24/21	291 (81-71-69-70)

54-Hole Tournament Total

1. Pauline Roussin Bouchard	SEC Championship, 4/14-16/21	199 (67-67-65)
2. Pauline Roussin Bouchard	Valspar Augusta Invitational, 3/13-14/21	201 (65-69-67)
3. Pauline Roussin Bouchard	The Ally, 10/19-21/20	202 (71-66-65)
T4. Louise Rydqvist	SEC Championship, 4/14/24	203 (68-70-65)
Pauline Roussin Bouchard	Moon Golf Invitational, 2/14-16/21	203 (63-67-73)
6. Katelyn Dambaugh	SEC Championship, 4/21-23/17	204 (68-70-66)
T7. Hannah Darling	ANNIKA Intercollegiate, 9/13-15/21	205 (66-73-66)
Pauline Roussin Bouchard	Windy City Collegiate Classic, 9/30-10/1/19	205 (70-65-70)
Ainhoa Olarra	Tar Heel Invitational, 10/13-15/17	205 (70-67-68)
T10. Mathilde Claisse	SEC Championship, 4/14-16/21	206 (69-68-69)
Ana Pelaez	Valspar Augusta Invitational, 3/13-14/21	206 (68-69-69)
Ainhoa Olarra	Florida State Match-Up, 2/9-10/18	206 (66-69-71)
Katelyn Dambaugh	Cougar Classic, 10/2-4/16	206 (68-69-69)

36-Hole Tournament Total

T1. Louise Rydqvist	Liz Murphey Colleigate Classic, 3/24-25/23	140 (69-71)
Ainhoa Olarra	The Landfall Tradition, 10/27-28/17	140 (70-70)
Samantha Swinehart	Mercedes Benz Coll. Champ. 9/20-22/13	140 (69-71)
4. Mary Fran Hillow	Mercedes Benz Coll. Champ. 9/20-22/13	141 (70-71)
T5. Katelyn Dambaugh	Mercedes Benz Coll. Champ. 9/20-22/13	142 (68-74)
Katie Burnett	Mason Rudolph W. Champ., 9/25-27/09	142 (69-73)
Kristy McPherson	Bryan Park National Coll., 3/28-30/03	142 (69-73)
8. Katie Burnett	Darius Rucker Intercollegiate, 3/2-4/12	143 (72-71)
T9. Hannah Darling	Liz Murphey Colleigate Classic, 3/24-25/23	144 (73-71)
Katie Burnett	NGCA Match Play Qualifying, 9/6/09	144 (69-75)
Amanda Strang	NGCA Match Play Qualifying, 9/6/09	144 (72-72)

18-Hole Score

1. Pauline Roussin Bouchard	Moon Golf Invitational, 1st Rd., 2/14/21	63
T2. Ana Pelaez	SEC Championship, 1st Rd., 4/14/21	64
Katelyn Dambaugh	ANNIKA Intercollegiate, 1st Rd., 9/25/16	
T4. Louise Rydqvist	SEC Championship, 3rd Rd., 4/14/24	65
Pauline Roussin Bouchard	SEC Championship, 3rd Rd., 4/16/21	
Pauline Roussin Bouchard	Valspar Augusta Invitational, 1st Rd., 3/13/21	
Pauline Roussin Bouchard	The Ally, 3rd Rd., 10/21/20	
Pauline Roussin Bouchard	Windy City Collegiate Classic, 2nd Rd., 9/30/19	
Katelyn Dambaugh	ANNIKA Intercollegiate, 1st Rd., 9/27/15	
Katelyn Dambaugh	SEC Championship, 2nd Rd., 4/18/15	
Mary Fran Hillow	Mercedes-Benz Collegiate, 3rd Rd., 10/19/14	



Pauline Roussin-Bouchard boasts the lowest 18 (63) and 54-hole scores (199) in program history. She shot 63 to open the Moon Golf Invitational (2/14/21) en route to a win and 199 en route to medalist honors at the SEC Championship (4/14-16/21) at Greystone.

T11. Hannah Darling	Darius Rucker Inter., 2nd Rd., 3/5/24	66
Louise Rydqvist	ANNIKA Inter., 1st Rd., 9/11/24	
Hannah Darling	Landfall Tradition, 3rd Rd., 10/30/22	
Hannah Darling	ANNIKA Intercollegiate, 2nd Rd., 9/13/22	
Hannah Darling	ANNIKA Intercollegiate, 3rd Rd., 9/15/21	
Hannah Darling	ANNIKA Intercollegiate, 1st Rd., 9/13/21	
Pauline Roussin Bouchard	The Ally, 2nd Rd., 10/20/20	
Lois Kaye Go	Florida State Match-Up, 1st Rd., 2/9/18	
Ainhoa Olarra	Florida State Match-Up, 1st Rd., 2/9/18	
Ainhoa Olarra	Mason Rudolph Championship, 3rd Rd., 9/17/17	
Katelyn Dambaugh	SEC Championship, 3rd Rd., 4/23/17	
Katelyn Dambaugh	NCAA Baton Rouge Regional, 2nd Rd., 5/6/16	
Katelyn Dambaugh	SEC Championship, 3rd Rd., 4/17/16	
Katelyn Dambaugh	PING ASU Invitational, 2nd Rd., 4/11/15	
Nanna Madsen	Landfall Tradition, 1st Rd., 10/24/14	
Justine Dreher	NCAA East Regional, 3rd Rd., 5/10/14	
Samantha Swinehart	PING ASU Invitational, 3rd Rd., 4/6/14	
Katie Burnett	Cougar Classic, 2nd Rd., 9/12/11	
Jenna Pearson	SEC Championship, 2nd Rd., 4/21/07	

First-Round Score

1. Pauline Roussin Bouchard	Moon Golf Invitational, 2/14/21	63
T2. Ana Pelaez	SEC Championship, 4/14/21	64
Katelyn Dambaugh	ANNIKA Intercollegiate, 9/25/16	
T4. Pauline Roussin Bouchard	Valspar Augusta Invitational, 3/13/21	65
Katelyn Dambaugh	ANNIKA Intercollegiate, 9/27/15	
T6. Louise Rydqvist	ANNIKA Intercollegiate, 9/11/24	66
Hannah Darling	ANNIKA Intercollegiate, 9/13/21	
Lois Kaye Go	Florida State Match-Up, 2/9/18	
Ainhoa Olarra	Florida State Match-Up, 2/9/18	
Nanna Madsen	Landfall Tradition, 10/24/14	
T11. Hannah Darling	SEC Championship, 4/12/24	67
Maylis Lamoure	ANNIKA Intercollegiate, 9/11/23	
Justine Fournand	Landfall Tradition, 10/29/21	
Pauline Roussin Bouchard	SEC Championship, 4/14/21	
Ainhoa Olarra	Evans Derby Experience, 3/18/18	
Ana Pelaez	Florida State Match-Up, 2/10/17	
Katie Burnett	NCAA East Regional, 5/6/10	
Kristy McPherson	SEC Championship, 4/20/01	

Second-Round Score

T1. Pauline Roussin Bouchard	Windy City Collegiate Classic, 9/30/19	65
Katelyn Dambaugh	SEC Championship, 4/8/15	
T3. Hannah Darling	Darius Rucker Intercollegiate, 3/5/24	66
Hannah Darling	ANNIKA Intercollegiate, 9/13/22	
Pauline Roussin Bouchard	The Ally, 10/20/20	
Katelyn Dambaugh	NCAA Baton Rouge Regional, 5/6/16	
Katelyn Dambaugh	PING ASU Invitational, 4/11/15	
Katie Burnett	Cougar Classic, 9/12/11	
Jenna Pearson	SEC Championship, 4/21/07	
T10. Hannah Darling	Valspar Augusta Invitational, 3/9/24	67
Louise Rydqvist	Landfall Tradition, 10/29/22	
Mathilde Claisse	ANNIKA Intercollegiate, 9/13/22	
Louise Rydqvist	Landfall Tradition, 10/30/21	
Pauline Roussin Bouchard	SEC Championship, 4/15/21	
Ana Pelaez	Moon Golf Invitational, 2/15/21	
Pauline Roussin Bouchard	Moon Golf Invitational, 2/15/21	
Lois Kaye Go	UGA Collegiate Invitational, 2/17/20	
Ainhoa Olarra	Tar Heel Invitational, 10/14/17	
Katelyn Dambaugh	Landfall Tradition, 10/29/16	
Katie Burnett	NCAA Championship, 5/23/12	
Katie Burnett	UCF Challenge, 2/14/11	
Jenna Pearson	Dick McGuire Inter., 9/11/06	

Third-Round Score

T1. Pauline Roussin Bouchard	SEC Championship, 4/16/21	65
Pauline Roussin Bouchard	The Ally, 10/21/20	
Mary Fran Hillow	Mercedes-Benz Collegiate, 10/19/14	
T4. Hannah Darling	Landfall Tradition, 10/30/22	66
Ainhoa Olarra	Mason Rudolph Championship, 9/17/17	
Katelyn Dambaugh	SEC Championship, 4/23/17	
Katelyn Dambaugh	SEC Championship, 4/17/16	
Justine Dreher	NCAA East Regional, 5/10/14	
Samantha Swinehart	PING ASU Inv., 4/6/14	
T10. Hannah Darling	NCAA Athens Regional, 5/10/23	67
Pauline Roussin Bouchard	Valspar Augusta Invitational, 3/14/21	
Pauline Roussin-Bouchard	UGA Collegiate Invitational, 2/18/20	
Katelyn Dambaugh	Landfall Tradition, 10/30/16	
Katelyn Dambaugh	Florida State Match-Up, 2/16/14	
Katie Rose Higgins	Cougar Classic, 9/13/11	
Corrine Carr	SEC Championship, 4/18/10	

**Senior****Season Average** (Min. 18 rounds)

Player	Year	Rds.	Strokes	Avg.
1. Ainhoa Olarra	2017-18	26	1846	71.00
2. Ana Pelaez*	2020-21	22	1572	71.45
3. Katelyn Dambaugh	2016-17	28	2007	71.68
4. Justine Dreher	2014-15	32	2321	72.53
5. Ana Pelaez	2019-20	18	1310	72.77

54-Hole Tournament Total

1. Katelyn Dambaugh	SEC Championship, 4/21-23/17	204 (68-70-66)
2. Ainhoa Olarra	Tar Heel Invitational, 10/13-15/17	205 (70-67-68)
T3. Ana Pelaez	Valspar Augusta Invitational, 3/13-13/21	206 (68-69-69)
Ainhoa Olarra	Ainhoa Olarra, 2/9-10/18	206 (66-69-71)
Katelyn Dambaugh	Cougar Classic, 10/2-4/16	206 (68-69-69)

18-Hole Score

T1. Ana Pelaez	SEC Championship, 1st Rd., 4/14/21	64
Katelyn Dambaugh	ANNIKA Intercollegiate, 1st Rd., 9/25/16	
T3. Ainhoa Olarra	Florida State Match-Up, 1st Rd., 2/9/18	66
Ainhoa Olarra	Mason Rudolph Champ., 3rd Rd., 9/17/17	
Katelyn Dambaugh	SEC Championship, 3rd Rd., 4/23/17	
Samantha Swinehart	PING ASU Inv., 3rd Rd., 4/6/14	
Katie Burnett	Cougar Classic, 2nd Rd., 9/11/11	
Jenna Pearson	SEC Championship, 2nd Rd., 4/21/07	
T9. Mathilde Claisse	ANNIKA Intercollegiate, 2nd Rd., 9/13/22	67
Lois Kaye Go	UGA Collegiate Invitational, 2nd Rd., 2/17/20	
Ainhoa Olarra	Evans Derby Experience, 1st Rd., 3/18/18	
Katelyn Dambaugh	Landfall Tradition, 3rd Rd., 10/30/16	
Katelyn Dambaugh	Landfall Tradition, 2nd Rd., 10/29/16	
Samantha Swinehart	NCAA Championship, 4th Rd., 5/23/14	
Katie Burnett	NCAA Championship, 2nd Rd., 5/23/12	
Corrine Carr	SEC Championship, 3rd Rd., 4/18/10	
Jenna Pearson	Dick McGuire Inter., 2nd Rd., 9/11/06	

Single-Season Top-5 Finishes

1. Kristy McPherson	2002-03	7
2. Justine Dreher	2014-15	6
T3. Ainhoa Olarra	2017-18	5
Katelyn Dambaugh	2016-17	
Katie Burnett	2011-12	
T6. Jenna Pearson	2006-07	3
Vikki Valentine	1991-92	
Kim Belk	1988-89	
Marianne Morris	1986-87	

Sophomore**Season Average** (Min. 18 rounds)

Player	Year	Rds.	Strokes	Avg.
1. Pauline Roussin-Bouchard	2020-21	29	2,052	70.76
2. Hannah Darling	2022-23	30	2,155	71.83
3. Lois Kaye Go	2017-18	29	2,101	72.45
4. Katie Burnett	2009-10	34	2,502	73.59
5. Mia Sandtorv Lussand	2023-24	28	2,061	73.61

54-Hole Tournament Total

1. Pauline Roussin-Bouchard	SEC Championship, 4/14-16/21	199 (67-67-65)
2. Pauline Roussin-Bouchard	Valspar Augusta Invitational, 3/13-14/21	201 (65-69-67)
3. Pauline Roussin-Bouchard	The Ally, 10/19-21/20	202 (71-66-65)
4. Pauline Roussin-Bouchard	Moon Golf Invitational, 2/14-16/21	203 (63-67-73)
5. Mathilde Claisse	SEC Championship, 4/14-16/21	206 (69-68-69)

18-Hole Score

1. Pauline Roussin-Bouchard	Moon Golf Invitational, 1st Rd., 2/14/21	63
2. Pauline Roussin-Bouchard	SEC Championship, 3rd Rd., 4/16/21	65
Pauline Roussin-Bouchard	Valspar Augusta Invitational, 1st Rd., 3/13/21	
Pauline Roussin-Bouchard	The Ally, 3rd Rd., 10/21/20	
Katelyn Dambaugh	SEC Championship, 2nd Rd., 4/18/15	

Single-Season Top-5 Finishes

1. Pauline Roussin-Bouchard	2020-21	5
Bénédicte Toumpsin	2007-08	
Kristy McPherson	2001-02	
Debbie Eckroth	1989-90	
5. Hannah Darling	2022-23	4

* Denotes Extra COVID Season

Junior**Season Average** (Min. 18 rounds)

Player	Year	Rds.	Strokes	Avg.
1. Louise Rydqvist	2023-24	29	2,063	71.14
2. Katelyn Dambaugh	2015-16	34	2,435	71.62
3. Hannah Darling	2023-24	27	1,950	72.22
4. Ainhoa Olarra	2016-17	31	2,254	72.71
5. Lois Kaye Go	2018-19	28	2,039	72.82

54-Hole Tournament Total

1. Louise Rydqvist, SEC Championship, 4/12-14/24	203 (68-70-65)
T2. Katelyn Dambaugh, NCAA Baton Rouge Regional, 5/5-7/16	207 (70-66-71)
Katelyn Dambaugh, ANNIKA Intercollegiate, 9/27-29/15	207 (65-71-71)
T4. Hannah Darling, SEC Championship, 4/12/24/24	208 (67-70-71)
Hannah Darling, Darius Rucker Inter., 3/4-6/24	208 (72-66-70)
Louise Rydqvist, ANNIKA Intercollegiate, 9/11-13/23	208 (66-72-70)
Justine Fournand, Landfall Tradition, 10/29-31/21	208 (67-73-68)

18-Hole Score

T1. Louise Rydqvist	SEC Championship, 3rd Rd., 4/14/24	65
Katelyn Dambaugh	ANNIKA Intercollegiate, 1st Rd., 9/27/15	
Mary Fran Hillow	Mercedes-Benz Collegiate, 3rd Rd., 10/19/14	
T4. Hannah Darling	Darius Rucker Inter., 2nd Rd., 3/5/24	66
Louise Rydqvist	ANNIKA Intercollegiate, 1st Rd., 9/11/23	
Katelyn Dambaugh	NCAA Baton Rouge Regional, 2nd Rd., 5/6/16	
Katelyn Dambaugh	SEC Championship, 3rd Rd., 4/17/16	
Justine Dreher	NCAA Regional, 3rd Rd., 5/10/14	

Single-Season Top-5 Finishes

1. Katelyn Dambaugh	2015-16	6
T2. Louise Rydqvist	2023-24	5
Kristy McPherson	2001-02	
T4. Lois Kaye Go	2018-19	4
Siew Ai Lim	1994-95	

Freshman**Season Average** (Min. 18 rounds)

Player	Year	Rds.	Strokes	Avg.
1. Pauline Roussin-Bouchard	2019-20	18	1,283	71.27
2. Hannah Darling	2021-22	32	2,327	72.72
3. Emily Price	2018-19	22	1,602	72.81
4. Vairana Heck	2023-24	29	2,120	73.10
5. Ana Pelaez	2016-17	25	1,828	73.12

54-Hole Tournament Total

T1. Hannah Darling	ANNIKA Intercollegiate, 9/13-15/21	205 (66-73-66)
Pauline Roussin-Bouchard	Windy City Collegiate Classic, 9/30-10/1/19	205 (70-65-70)
3. Ana Pelaez	Florida State Match-Up, 2/10-12/17	208 (67-71-70)
T4. Maylis Lamoure	ANNIKA Intercollegiate, 9/11-13/24	209 (67-70-72)
Pauline Roussin-Bouchard	UGA Collegiate Invitational, 2/16-18/20	209 (73-69-67)

18-Hole Score

1. Pauline Roussin-Bouchard	Windy City Collegiate Classic, 2nd Rd., 9/30/19	65
T2. Hannah Darling	ANNIKA Intercollegiate, 3rd Rd., 9/15/21	66
Hannah Darling	ANNIKA Intercollegiate, 1st Rd., 9/13/21	
Nanna Madsen	Landfall Tradition, 1st Rd., 10/24/14	
T5. Maylis Lamoure	ANNIKA Intercollegiate, 1st Rd., 9/11/23	67
Pauline Roussin-Bouchard	UGA Collegiate Invitational, 3rd Rd., 2/18/20	
Ana Pelaez	Florida State Match-Up, 1st Rd., 2/10/17	
Katelyn Dambaugh	Florida State Match-Up, 3rd Rd., 2/16/14	

Single-Season Top-5 Finishes

1. Hannah Darling	2021-22	5
2. Lynn Stiffler	1980-81	4
T3. Pauline Roussin-Bouchard	2019-20	3
Nanna Madsen	2014-15	
Robin Abare	1980-81	

**Robin Abare**

Year	Tourn.	Rds.	Strokes	Avg.	Low 18	Low 36	Low 54	Top 5	Top 10	Top 20	Best Finish
1980-81	13	35	2828	80.80	74	156	236	23	3	4	3rd
1981-82	4	12	951	79.25	71	—	227	0	1	1	6th
1982-83	4	14	1162	83.00	NA	NA	NA	NA	NA	NA	NA
1983-84	9	25	2032	81.28	76	164	234	0	0	1	15th
Career	30	86	6973	81.08	71	156	227	23	4	6	3rd

Dallas Ambrose

Year	Tourn.	Rds.	Strokes	Avg.	Low 18	Low 36	Low 54	Top 5	Top 10	Top 20	Best Finish
1998-99	5	14	1100	78.57	73	167	225	0	0	1	19th
1999-2000	3	9	710	78.89	77	—	233	0	0	1	15th
Career	8	17	1338	78.71	73	167	225	0	0	2	15th

Gaby Amos

Year	Tourn.	Rds.	Strokes	Avg.	Low 18	Low 36	Low 54	Top 5	Top 10	Top 20	Best Finish
2015-16	3	9	715	79.44	71	—	232	0	0	0	64th
2016-17	—	—	—	—	—	—	—	—	—	—	—
2017-18	3	9	691	76.78	73	—	225	—	—	—	36th
2018-19	2	6	478	79.67	74	—	229	—	—	—	58th
Career	8	24	1884	78.50	71	—	225	0	0	0	36th

Tai Anudit (transfer)

Year	Tourn.	Rds.	Strokes	Avg.	Low 18	Low 36	Low 54	Top 5	Top 10	Top 20	Best Finish
2021-22	11	33	2452	74.30	68	147	217	2	2	5	15th
Career*	24	72	5283	73.38	68	—	205	7	8	13	1st

Apryl Arrants

Year	Tourn.	Rds.	Strokes	Avg.	Low 18	Low 36	Low 54	Top 5	Top 10	Top 20	Best Finish
1996-97	8	24	1940	80.83	75	—	234	0	0	0	21st
1997-98	9	27	2136	79.11	74	—	226	0	0	1	18th
1998-99	11	30	2354	78.47	73	149	226	0	1	1	6th
1999-2000	10	30	2361	78.70	72	—	224	0	2	2	9th
Career	38	111	8791	79.20	72	149	224	0	3	4	6th

Lea Bagwell

Year	Tourn.	Rds.	Strokes	Avg.	Low 18	Low 36	Low 54	Top 5	Top 10	Top 20	Best Finish
1991-92	8	23	1796	78.09	74	—	227	1	2	4	4th
1992-93	5	15	1197	79.80	76	—	233	0	0	2	14th
1993-94	10	30	2386	79.53	73	—	224	0	1	3	7th
1994-95	6	18	1437	79.83	74	—	230	0	0	1	13th
Career	29	86	6816	79.26	73	—	224	1	3	10	4th

Cecilia Barksdale

Year	Tourn.	Rds.	Strokes	Avg.	Low 18	Low 36	Low 54	Top 5	Top 10	Top 20	Best Finish
1995-96	2	6	487	81.17	76	—	242	0	0	0	69th

Taylor Barrett

Year	Tourn.	Rds.	Strokes	Avg.	Low 18	Low 36	Low 54	Top 5	Top 10	Top 20	Best Finish
2006-07	8	17	1338	78.71	70	151	232	0	0	1	14th
2007-08	10	25	1965	78.60	71	—	226	0	0	1	14th
2008-09	10	30	2342	78.07	71	—	228	0	0	0	23rd
2009-10	9	24	1854	77.25	74	150	227	0	0	0	44th
Career	32	96	7499	78.11	70	150	226	0	0	2	14th

Rachel Bates

Year	Tourn.	Rds.	Strokes	Avg.	Low 18	Low 36	Low 54	Top 5	Top 10	Top 20	Best Finish
1989-90	2	6	523	87.17	81	—	259	0	0	0	71st
1990-91	9	25	1984	79.36	72	151	234	1	1	4	2nd
1991-92	7	21	1665	79.29	74	—	232	0	0	2	16th
1992-93	10	30	2330	77.67	71	154	223	1	3	4	2nd
Career	28	82	6502	79.29	71	151	223	2	4	10	2nd

Erica Battle

Year	Tourn.	Rds.	Strokes	Avg.	Low 18	Low 36	Low 54	Top 5	Top 10	Top 20	Best Finish
2002-03	5	13	1018	78.31	72	—	221	0	1	0	8th
2003-04	9	27	2109	78.11	71	—	224	1	0	1	5th
2004-05	8	24	1848	77.00	70	—	218	0	0	4	11th
2005-06	10	30	2285	76.17	72	—	223	0	1	2	8th
Career	32	94	7260	77.23	70	—	221	1	2	7	5th

Kim Belk

Year	Tourn.	Rds.	Strokes	Avg.	Low 18	Low 36	Low 54	Top 5	Top 10	Top 20	Best Finish
1985-86	9	30	2380	79.33	70	—	224	0	1	0	6th
1986-87	9	27	2124	78.67	73	160	228	0	0	3	14th
1987-88	6	18	1443	80.17	71	—	231	0	1	3	6th
1988-89	10	30	2363	78.77	72	—	226	3	4	6	2nd
Career	34	105	8310	79.14	70	160	224	3	6	12	2

Lynn Berstein

Year	Tourn.	Rds.	Strokes	Avg.	Low 18	Low 36	Low 54	Top 5	Top 10	Top 20	Best Finish
1983-84	3	9	797	88.56	82	—	255	0	0	0	78th
1984-85	1	3	256	85.33	84	—	256	0	0	0	62nd
Career	4	12	1053	87.75	82	—	255	0	0	0	62nd

Kelly Brannon

Year	Tourn.	Rds.	Strokes	Avg.	Low 18	Low 36	Low 54	Top 5	Top 10	Top 20	Best Finish
1982-83	5	14	1190	85.00	NA	NA	NA	NA	NA	NA	NA
1983-84	11	31	2502	80.71	72	155	229	0	1	3	10th
1984-85	11	31	2418	78.00	71	156	224	0	1	6	8th
1986-87	9	27	2098	77.70	74	158	230	0	3	6	8th
Career	36	103	8208	79.69	71	155	224	1	5	15	3rd

Katie Burnett

Year	Tourn.	Rds.	Strokes	Avg.	Low 18	Low 36	Low 54	Top 5	Top 10	Top 20	Best Finish
2008-09	10	30	2258	75.27	70	—	213	0	1	4	8th
2009-10	12	34	2502	73.59	67	142	210	2	3	9	1st
2010-11	11	33	2476	75.03	67	—	214	1	2	2	T4th
2011-12	11	33	2407	72.94	66	143	212	5	7	9	T3rd
Career	44	130	9643	74.18	66	142	210	8	14	24	1st

Sophia Burnett (transfer)

Year	Tourn.	Rds.	Strokes	Avg.	Low 18	Low 36	Low 54	Top 5	Top 10	Top 20	Best Finish
2022-23	—	—	—	—	—	—	—	—	—	—	—
2023-24	5	13	221	76.15	73	—	221	—	—	—	T32nd
Career*	21	60	4,534	75.57	67	—	214	2	3	4	4th

Corrine Carr

Year	Tourn.	Rds.	Strokes	Avg.	Low 18	Low 36	Low 54	Top 5	Top 10	Top 20	Best Finish
2008-09	8	24	1886	78.58	73	—	226	0	0	0	32nd
2009-10	12	34	2545	74.85	67	145	217	1	2	3	5th
Career	20	58	4431	76.39	67	145	217	1	2	3	5th

Tiffany Catafygiotu

Year	Tourn.	Rds.	Strokes	Avg.	Low 18	Low 36	Low 54	Top 5	Top 10	Top 20	Best Finish
2001-02	4	12	972	81.00	75	—	231	0	0	1	19th
2002-03	11	31	2435	78.55	71	159	219	1	0	0	4th
2003-04	7	21	1673	79.67	75	—	235	0	0	1	17th
2004-05	8	24	1891	78.79	73	—	222	0	0	0	21st
Career	30	88	6971	79.22	71	158	219	1	0	2	4th

Clarissa Childs

Year	Tourn.	Rds.	Strokes	Avg.	Low 18	Low 36	Low 54	Top 5	Top 10	Top 20	Best Finish
1992-93	9	27	2138	79.19	71	154	226	0	2	3	7th
1993-94	10	30	2338	77.93	71	—	224	3	3	7	1st
1994-95	11	34	2584	76.00	72	—	222	3	4	8	3rd
1995-96	11	32	2492	77.88	70	153	224	1	2	5	3rd
Career	41	123	9552	77.66	70	153	222	7	11	23	1st

**Mathilde Claisse**

Year	Tourn.	Rds.	Strokes	Avg.	Low 18	Low 36	Low 54	Top 5	Top 10	Top 20	Best Finish
2019-20	6	18	1,330	73.88	70	—	217	0	0	1	T13th
2020-21	9	26	1,916	73.69	68	—	206	0	1	3	8th
2021-22	11	33	2,444	74.06	70	151	214	0	2	6	T6th
2022-23	10	30	2,189	72.97	67	150	208	2	3	5	1st
Career	37	107	7,879	73.64	67	150	206	2	6	15	1st

Chelsey Couch

Year	Tourn.	Rds.	Strokes	Avg.	Low 18	Low 36	Low 54	Top 5	Top 10	Top 20	Best Finish
2012-13	5	13	1000	76.92	73	—	224	0	0	0	T36th
2013-14	—	—	—	—	—	—	—	—	—	—	—
Career	5	13	1000	76.92	73	—	224	0	0	0	T36th

Katelyn Dambaugh

Year	Tourn.	Rds.	Strokes	Avg.	Low 18	Low 36	Low 54	Top 5	Top 10	Top 20	Best Finish
2013-14	11	33	2,434	73.70	67	142	216	1	3	6	T4th
2014-15	11	30	2,210	73.66	65	—	212	3	3	5	T4th
2015-16	11	34	2,435	71.62	65	—	207	6	8	10	1st
2016-17	10	28	2,007	71.68	64	—	204	5	7	8	1st
Career	43	125	9,084	72.67	64	142	204	15	21	29	1st

Hannah Darling

Year	Tourn.	Rds.	Strokes	Avg.	Low 18	Low 36	Low 54	Top 5	Top 10	Top 20	Best Finish
2021-22	11	32	2,327	72.72	66	145	205	5	7	8	2nd
2022-23	10	30	2,155	71.83	66	144	210	4	6	8	2nd
2023-24	10	27	1,950	72.22	66	150	208	2	4	6	T1st
Career	31	89	6,432	72.27	66	144	205	11	17	22	T1st

Jill Darr

Year	Tourn.	Rds.	Strokes	Avg.	Low 18	Low 36	Low 54	Top 5	Top 10	Top 20	Best Finish
1992-93	2	6	501	83.50	79	—	243	0	0	0	50th
1993-94	7	21	1,786	85.05	75	—	241	0	0	0	45th
1994-95	1	3	263	87.67	84	—	263	0	0	0	73rd
Career	10	30	2,550	85.00	75	—	241	0	0	0	45th

Abby Derman

Year	Tourn.	Rds.	Strokes	Avg.	Low 18	Low 36	Low 54	Top 5	Top 10	Top 20	Best Finish
1997-98	8	21	1,763	83.95	79	—	247	0	0	0	41st
1999-2000	2	6	496	82.67	78	—	247	0	0	0	48th
2000-01	4	12	971	80.92	78	—	233	0	0	1	T17th
Career	14	39	3,230	82.82	78	—	233	0	0	1	T17th

Laurie Dion

Year	Tourn.	Rds.	Strokes	Avg.	Low 18	Low 36	Low 54	Top 5	Top 10	Top 20	Best Finish
1984-85	6	18	1,495	83.06	75	—	237	0	0	1	T17th
1985-86	1	3	238	79.33	78	—	238	0	0	0	NA
1987-88	3	9	766	85.11	81	—	253	0	0	0	55th
1988-89	4	12	998	83.17	79	—	244	0	0	1	T16th
Career	14	42	3,497	83.26	75	—	237	0	0	2	T16th

Justine Dreher

Year	Tourn.	Rds.	Strokes	Avg.	Low 18	Low 36	Low 54	Top 5	Top 10	Top 20	Best Finish
2011-12	8	24	1,812	75.50	68	150	221	0	0	3	T12th
2012-13	11	32	2,415	75.47	68	—	218	1	1	3	T3rd
2013-14	11	33	2,421	73.36	66	149	211	2	5	8	4th
2014-15	11	32	2,321	72.53	68	—	207	6	7	9	1st
Career	41	121	8,969	74.12	66	149	207	9	13	23	1st

Debbie Eckroth

Year	Tourn.	Rds.	Strokes	Avg.	Low 18	Low 36	Low 54	Top 5	Top 10	Top 20	Best Finish
1988-89	7	21	1,639	78.05	72	—	222	2	2	4	1st
1989-90	12	37	2,865	77.43	71	—	225	5	8	9	2nd
1990-91	9	25	1,955	78.20	73	157	226	0	4	7	6th
1991-92	9	27	2,076	76.89	72	—	224	0	6	7	6th
Career	37	110	8,535	77.59	71	157	222	7	20	27	1st

Cecilia Ekelundh

Year	Tourn.	Rds.	Strokes	Avg.	Low 18	Low 36	Low 54	Top 5	Top 10	Top 20	Best Finish
1998-99	7	19	1,465	77.11	73	151	227	1	2	3	5th

Suzie Ellison

Year	Tourn.	Rds.	Strokes	Avg.	Low 18	Low 36	Low 54	Top 5	Top 10	Top 20	Best Finish
1980-81	2	5	414	82.80	NA	NA	NA	NA	NA	NA	NA
1981-82	8	15	1,220	81.33	76	—	232	0	0	2	16th
1982-83	5	14	1,153	82.36	78	159	247	NA	NA	NA	NA
Career	12	34	2,787	81.97	76	159	232	0	0	2	16th

Camila Faaborg-Andersen

Year	Tourn.	Rds.	Strokes	Avg.	Low 18	Low 36	Low 54	Top 5	Top 10	Top 20	Best Finish
1996-97	10	30	2,332	77.73	71	—	225	0	3	4	6th

Justine Fournand (transfer)

Year	Tourn.	Rds.	Strokes	Avg.	Low 18	Low 36	Low 54	Top 5	Top 10	Top 20	Best Finish
2021-22	11	33	2,467	74.76	67	152	208	1	2	4	1st
2022-23	10	29	2,140	73.79	67	146	208	1	1	2	3rd
Career*	21	62	4,607	74.31	67	146	208	2	3	6	1st

Karin Fries

Year	Tourn.	Rds.	Strokes	Avg.	Low 18	Low 36	Low 54	Top 5	Top 10	Top 20	Best Finish
1994-95	7	22	1,779	80.86	74	—	237	0	0	0	25th
1995-96	8	23	1,871	81.35	74	160	230	0	0	0	21st
1996-97	8	24	1,914	79.75	75	—	234	0	0	1	20th
Career	23	69	5,564	80.64	74	160	230	0	0	1	20th

Liz Galbraith

Year	Tourn.	Rds.	Strokes	Avg.	Low 18	Low 36	Low 54	Top 5	Top 10	Top 20	Best Finish
1984-85	8	23	1,910	83.04	78	175	241	0	0	0	47th
1985-86	5	15	1,231	82.07	76	—	237	0	0	0	37th
1986-87	3	9	715	79.44	75	—	235	0	0	1	19th
1987-88	9	27	2,201	81.52	72	—	235	0	1	1	7th
Career	25	74	6,057	81.85	72	175	235	0	1	2	7th

Adrienne Gautreaux

Year	Tourn.	Rds.	Strokes	Avg.	Low 18	Low 36	Low 54	Top 5	Top 10	Top 20	Best Finish
2001-02	11	34	2,596	76.35	69	—	218	2	4	6	4th
2002-03	11	32	2,448	76.50	72	—	223	0	1	6	8th
2003-04	11	34	2,531	74.44	69	—	218	2	3	8	2nd
Career	33	100	7,575	75.75	69	—	218	4	8	20	2nd

Sofia Gervas

Year	Tourn.	Rds.	Strokes	Avg.	Low 18	Low 36	Low 54	Top 5	Top 10	Top 20	Best Finish
1988-89	4	12	1,002	83.50	81	—	246	0	0	0	45th
1989-90	9	27	2,197	81.37	73	—	235	0	2	0	8th
1990-91	9	25	2,035	81.40	76	161	233	0	1	4	7th
1991-92	4	12	975	81.25	77	—	236	0	0	0	23rd
Career	26	76	6,209	81.70	73	161	233	0	3	4	7th

Lois Kaye Go

Year	Tourn.	Rds.	Strokes	Avg.	Low 18	Low 36	Low 54	Top 5	Top 10	Top 20	Best Finish
2017-18	10	29	2,101	72.45	66	150	210	1	3	6	3rd
2018-19	10	28	2,039	72.82	69	—	212	4	5	6	3rd
2019-20	5	15	1,091	72.73	67	—	213	0	1	3	T9th
2020-21	10	28	2,068	73.86	69	—	212	2	3	3	2nd
Career	35	100	7,299	72.99	66	150	210	7	12	18	2nd

Vairana Heck

Year	Tourn.	Rds.	Strokes	Avg.	Low 18	Low 36	Low 54	Top 5	Top 10	Top 20	Best Finish
2023-24	10	29	2,120	73.10	66	146	210	—	2	5	T9th
Career											

Margaret Hickey

Year	Tourn.	Rds.	Strokes	Avg.	Low 18	Low 36	Low 54	Top 5	Top 10	Top 20	Best Finish
1989-90	3	9	767	85.22	80	—	252	0	0	1	17th
1990-91	1	3	250	83.33	NA	NA	250	NA	NA	NA	NA
1991-92	6	18	1,429	79.39	73	—	232	0	0	2	18th
1992-93	3	9	752	83.56	76	—	239	0	0	1	20th
Career	13	39	3,198	82.00	73	—	232	0	0	4	17th

Katie Rose Higgins

Year	Tourn.	Rds.	Strokes	Avg.	Low 18	Low 36	Low 54	Top 5	Top 10	Top 20	Best Finish
2010-11	11	34	2,476	77.88	72	—	221	0	0	0	T24th
2011-12	7	20	1,552	77.60	67	160	221	0	0	0	T39th
Career	18	54	4,200	77.78	67	160	221	0	0	0	T24th

**Mary Fran Hillow**

Year	Tourn.	Rds.	Strokes	Avg.	Low 18	Low 36	Low 54	Top 5	Top 10	Top 20	Best Finish
2012-13	7	22	1707	77.59	72	—	219	0	0	1	T18th
2013-14	7	20	1513	75.65	70	141	221	0	1	1	7th
2014-15	10	30	2259	75.30	65	—	215	1	1	3	T2nd
Career	24	72	5479	76.09	65	141	215	1	2	5	T2nd

Erika Holmen

Year	Tourn.	Rds.	Strokes	Avg.	Low 18	Low 36	Low 54	Top 5	Top 10	Top 20	Best Finish
2007-08	6	15	1179	78.60	70	—	225	0	0	0	48th

Libby Howard

Year	Tourn.	Rds.	Strokes	Avg.	Low 18	Low 36	Low 54	Top 5	Top 10	Top 20	Best Finish
1994-95	3	9	733	81.44	79	—	241	0	0	0	47th
1995-96	9	26	2045	78.65	70	156	226	0	1	2	10th
1996-97	9	27	2181	80.78	73	—	228	0	0	2	14th
1997-98	9	27	2174	80.52	77	—	234	0	0	1	17th
Career	30	89	7133	80.15	70	156	226	0	1	5	10th

Allison Jarrett

Year	Tourn.	Rds.	Strokes	Avg.	Low 18	Low 36	Low 54	Top 5	Top 10	Top 20	Best Finish
1988-89	4	12	1020	85.00	78	—	242	0	0	0	30th
1989-90	2	6	513	85.50	84	—	249	0	0	0	45th
Career	6	18	1533	85.17	78	—	242	0	0	0	30th

Tara Joy

Year	Tourn.	Rds.	Strokes	Avg.	Low 18	Low 36	Low 54	Top 5	Top 10	Top 20	Best Finish
1991-92	3	9	728	80.89	74	—	230	1	1	1	5th
1992-93	7	21	1655	78.81	74	—	233	0	0	2	15th
Career	10	30	2383	79.43	74	—	230	1	1	3	5th

Kandi Kessler

Year	Tourn.	Rds.	Strokes	Avg.	Low 18	Low 36	Low 54	Top 5	Top 10	Top 20	Best Finish
1981-82	7	21	1631	77.67	73	—	229	0	2	4	9th

Sarah Kidd

Year	Tourn.	Rds.	Strokes	Avg.	Low 18	Low 36	Low 54	Top 5	Top 10	Top 20	Best Finish
1998-99	4	11	929	84.45	79	182	243	0	0	0	52nd
1999-2000	1	3	243	81.00	80	—	243	0	0	0	40th
2000-01	8	25	1990	79.60	74	—	226	0	0	1	20th
2001-02	1	3	245	81.67	78	—	245	0	0	0	41st
Career	14	42	3407	81.12	74	182	226	0	0	1	20th

Paula Kirner

Year	Tourn.	Rds.	Strokes	Avg.	Low 18	Low 36	Low 54	Top 5	Top 10	Top 20	Best Finish
2020-21	9	26	1931	74.27	68	—	215	0	0	3	T17th
2021-22	7	18	1390	77.22	73	148	225	0	1	1	T10th
Career	16	44	3321	75.48	68	148	215	0	1	4	T10th

Smith Knaffle

Year	Tourn.	Rds.	Strokes	Avg.	Low 18	Low 36	Low 54	Top 5	Top 10	Top 20	Best Finish
2019-20	3	9	706	78.44	72	—	226	0	0	0	T64th
Career	3	9	706	78.44	72	—	226	0	0	0	T64th

Reetta Laakkonen

Year	Tourn.	Rds.	Strokes	Avg.	Low 18	Low 36	Low 54	Top 5	Top 10	Top 20	Best Finish
2000-01	3	9	761	84.56	73	—	236	0	0	0	53rd
2001-02	10	31	2411	77.77	71	—	223	0	0	1	18th
Career	13	40	3172	79.30	71	—	223	0	0	1	18th

Maylis Lamoure

Year	Tourn.	Rds.	Strokes	Avg.	Low 18	Low 36	Low 54	Top 5	Top 10	Top 20	Best Finish
2023-24	9	25	1834	73.36	67	158	209	1	1	2	T5th
Career											

Rebekah Lee

Year	Tourn.	Rds.	Strokes	Avg.	Low 18	Low 36	Low 54	Top 5	Top 10	Top 20	Best Finish
1993-94	6	18	1427	79.28	73	—	226	0	0	1	12th
1994-95	10	31	2450	79.03	73	—	226	0	0	2	12th
1995-96	11	32	2539	79.34	73	154	227	0	1	3	8th
1996-97	10	31	2444	78.84	72	—	225	0	2	4	6th
Career	37	112	8860	79.11	72	154	225	0	3	10	6th

Suzie Lee

Year	Tourn.	Rds.	Strokes	Avg.	Low 18	Low 36	Low 54	Top 5	Top 10	Top 20	Best Finish
2010-11	9	28	2111	75.39	71	—	216	0	1	3	T9th
2011-12	6	18	1375	76.39	68	158	223	0	0	0	T41st
2012-13	11	31	2338	75.42	71	—	217	0	0	2	T14th
2013-14	10	30	2254	75.13	68	148	218	0	0	1	T19th
Career	36	107	8,078	75.50	68	148	216	0	1	6	T9th

Siew Ai Lim

Year	Tourn.	Rds.	Strokes	Avg.	Low 18	Low 36	Low 54	Top 5	Top 10	Top 20	Best Finish
1992-93	11	33	2575	78.03	71	156	224	0	4	7	6th
1993-94	11	34	2603	76.56	71	—	224	3	6	9	2nd
1994-95	10	31	2305	74.35	70	—	210	4	10	10	1st
1995-96	11	32	2427	75.84	71	—	218	2	4	9	2nd
Career	43	130	9910	76.23	70	156	210	9	24	35	1st

Julie Loebs

Year	Tourn.	Rds.	Strokes	Avg.	Low 18	Low 36	Low 54	Top 5	Top 10	Top 20	Best Finish
1980-81	12	32	2650	82.81	73	163	239	1	2	4	4th
1981-82	3	9	739	82.11	79	—	241	0	0	0	36th
Career	15	41	3389	82.66	73	163	239	1	2	4	4th

Emma Lofgren

Year	Tourn.	Rds.	Strokes	Avg.	Low 18	Low 36	Low 54	Top 5	Top 10	Top 20	Best Finish
1996-97	10	30	2389	79.63	74	—	227	0	1	1	10th
1997-98	9	27	2117	78.41	71	—	229	0	2	3	7th
1998-99	11	31	2388	77.03	72	147	222	2	3	5	3rd
1999-2000	9	30	2347	78.23	72	—	225	0	1	2	9th
Career	39	118	9241	78.31	71	147	222	2	7	11	3rd

Elizabeth Macfie

Year	Tourn.	Rds.	Strokes	Avg.	Low 18	Low 36	Low 54	Top 5	Top 10	Top 20	Best Finish
1985-86	10	30	2307	76.90	73	—	225	2	4	6	3rd
1986-87	7	21	1630	77.62	71	—	222	1	3	5	3rd
1987-88	9	27	2118	78.44	71	—	225	1	3	6	3rd
Career	26	78	6055	77.63	71	—	222	4	10	17	3rd

Laura McCaslin

Year	Tourn.	Rds.	Strokes	Avg.	Low 18	Low 36	Low 54	Top 5	Top 10	Top 20	Best Finish
2003-04	5	15	1183	78.87	72	—	224	0	0	1	17th
2004-05	2	6	492	82.00	81	—	245	0	0	0	33rd
2005-06	7	21	1638	78.00	71	—	219	0	1	2	10th
Career	14	42	3313	78.88	71	—	219	0	1	3	10th

Kristy McPherson

Year	Tourn.	Rds.	Strokes	Avg.	Low 18	Low 36	Low 54	Top 5	Top 10	Top 20	Best Finish
1999-2000	10	30	2312	77.07	72	—	219	1	2	5	2nd
2000-01	11	34	2510	73.82	67	—	207	5	8	9	1st
2001-02	11	34	2502	73.59	69	—	209	5	7	9	1st
2002-03	11	31	2276	73.42	68	142	209	7	8	9	1st
Career	43	129	9600	74.42	67	142	207	18	25	32	1st

Megan Miller

Year	Tourn.	Rds.	Strokes	Avg.	Low 18	Low 36	Low 54	Top 5	Top 10	Top 20	Best Finish
2003-04	3	9	715	79.44	73	—	226	0	0	0	35th
2004-05	1	3	241	80.33	80	—	241	0	0	0	99th
Career	4	12	956	79.67	73	—	226	0	0	0	35th

Lotte Moeller

Year	Tourn.	Rds.	Strokes	Avg.	Low 18	Low 36	Low 54	Top 5	Top 10	Top 20	Best Finish
1997-98	6	18	1395	77.50	74	—	226	0	0	3	11th
1998-99	11	31	2409	77.71	70	150	223	1	3	6	1st
Career	17	49	3804	77.63	70	150	223	1	3	9	1st

Marianna Monaco

Year	Tourn.	Rds.	Strokes	Avg.	Low 18	Low 36	Low 54	Top 5	Top 10	Top 20	Best Finish
2015-16	2	6	463	77.17	73	—	229	0	0	0	52nd
2016-17	2	6	458	76.33	70	—	227	0	0	0	42nd
Career	4	12	921	76.75	70	—	227	0	0	0	42nd

Kaiyuree Moodley

Year	Tourn.	Rds.	Strokes	Avg.	Low 18	Low 36	Low 54	Top 5	Top 10	Top 20	Best Finish
2020-21	2	6	450	75.00	73	—	224	0	0	0	T45th
Career	2	6	450	75.00	73	—	224	0	0	0	T45th

**Camila Mori**

Year	Tourn.	Rds.	Strokes	Avg.	Low 18	Low 36	Low 54	Top 5	Top 10	Top 20	Best Finish
2005-06	6	18	1399	77.72	71	—	227	0	0	0	31st
2006-07	9	27	2070	76.67	72	—	218	0	0	2	12th
2007-08	9	28	2158	77.07	72	—	225	0	0	0	24th
Career	24	73	5627	77.08	71	—	218	0	0	2	12th

Marianne Morris

Year	Tourn.	Rds.	Strokes	Avg.	Low 18	Low 36	Low 54	Top 5	Top 10	Top 20	Best Finish
1983-84	10	29	2345	80.86	76	156	232	0	1	3	10th
1984-85	10	28	2206	78.79	74	—	227	0	4	4	7th
1985-86	11	31	2370	76.45	68	—	221	1	6	6	4th
1986-87	11	33	2513	76.15	70	155	220	3	5	9	1st
Career	42	121	9434	77.97	68	155	220	4	16	22	1st

Katherine Muzi (transfer)

Year	Tourn.	Rds.	Strokes	Avg.	Low 18	Low 36	Low 54	Top 5	Top 10	Top 20	Best Finish
2022-23	8	21	1,489	74.57	70	147	215	--	--	1	T11th

Isidora Nilsson

Year	Tourn.	Rds.	Strokes	Avg.	Low 18	Low 36	Low 54	Top 5	Top 10	Top 20	Best Finish
2015-16	7	21	1626	77.43	70	—	223	0	0	0	30th
2016-17	4	12	907	75.58	71	—	222	0	0	0	27th
2017-18	1	3	219	73.00	72	—	219	0	0	0	43rd
Career	12	36	2752	76.44	70	—	219	0	0	0	27th

Julie Norris

Year	Tourn.	Rds.	Strokes	Avg.	Low 18	Low 36	Low 54	Top 5	Top 10	Top 20	Best Finish
1992-93	2	6	514	85.67	83	—	254	0	0	0	36th
1993-94	4	12	980	81.67	76	—	240	0	0	0	24th
1994-95	10	30	2386	79.53	73	—	230	0	0	3	14th
1995-96	1	3	238	79.33	76	—	238	0	0	0	59th
Career	17	51	4118	80.75	73	—	230	0	0	3	14th

Ainhua Olarra

Year	Tourn.	Rds.	Strokes	Avg.	Low 18	Low 36	Low 54	Top 5	Top 10	Top 20	Best Finish
2014-15	5	13	1009	77.61	72	—	225	0	0	0	130
2015-16	11	34	2529	74.38	69	—	217	0	2	4	8th
2016-17	11	31	2254	72.71	69	—	213	1	5	7	5th
2017-18	9	26	1846	71.00	66	140	205	5	5	6	1st
Career	36	104	7638	73.44	66	140	205	6	12	17	1st

Pimnipa Panthong

Year	Tourn.	Rds.	Strokes	Avg.	Low 18	Low 36	Low 54	Top 5	Top 10	Top 20	Best Finish
2020-21	8	20	1494	74.70	68	—	216	2	2	2	3rd
Career	8	20	1494	74.70	68	—	216	2	2	2	3rd

Jenna Pearson

Year	Tourn.	Rds.	Strokes	Avg.	Low 18	Low 36	Low 54	Top 5	Top 10	Top 20	Best Finish
2003-04	7	21	1650	78.57	72	—	227	0	0	1	15th
2004-05	11	34	2619	77.03	69	—	217	0	0	3	14th
2005-06	10	30	2285	76.17	70	—	221	0	2	2	6th
2006-07	10	29	2169	74.79	66	—	216	3	3	6	5th
Career	38	114	8723	76.52	66	—	216	3	5	12	5th

Ana Pelaez

Year	Tourn.	Rds.	Strokes	Avg.	Low 18	Low 36	Low 54	Top 5	Top 10	Top 20	Best Finish
2016-17	9	25	1828	73.12	67	—	208	2	3	5	1st
2017-18	10	29	2148	74.07	69	146	214	0	0	1	15th
2018-19	10	28	2097	74.89	69	—	214	0	2	1	7th
2019-20	6	18	1310	72.77	69	—	211	1	2	4	2nd
2020-21											
Career	35	100	7380	73.80	67	146	208	3	7	11	1st

Sandy Persinger

Year	Tourn.	Rds.	Strokes	Avg.	Low 18	Low 36	Low 54	Top 5	Top 10	Top 20	Best Finish
1983-84	9	25	2000	80.00	76	—	236	0	0	3	11th
1984-85	1	3	245	81.67	80	—	245	0	0	0	70th
Career	10	28	2245	80.18	76	—	236	0	0	3	11th

GayLynn Pohlman

Year	Tourn.	Rds.	Strokes	Avg.	Low 18	Low 36	Low 54	Top 5	Top 10	Top 20	Best Finish
1983-84	1	2	180	90.00	90	180	—	0	0	0	90th
1984-85	3	8	682	85.25	82	173	252	0	0	0	54th
1986-87	1	3	244	81.33	80	—	244	0	0	0	49th
Career	5	13	1106	85.08	80	173	244	0	0	0	49th

Emily Price

Year	Tourn.	Rds.	Strokes	Avg.	Low 18	Low 36	Low 54	Top 5	Top 10	Top 20	Best Finish
2018-19	8	22	1602	72.81	70	—	215	1	3	2	5th
2019-20	4	12	876	73.00	68	—	214	0	0	3	T13th
Career	12	34	2478	72.85	70	—	214	1	3	5	5th

Laura Raffo

Year	Tourn.	Rds.	Strokes	Avg.	Low 18	Low 36	Low 54	Top 5	Top 10	Top 20	Best Finish
2004-05	3	9	733	81.44	77	—	233	0	0	0	43rd
2005-06	8	24	1873	78.04	73	—	226	0	0	0	28th
2006-07	6	11	885	80.45	72	156	236	0	0	0	39th
2007-08	4	8	629	78.63	72	—	223	0	0	0	21st
Career	21	52	4120	79.23	72	156	223	0	0	0	21st

Sue Redard

Year	Tourn.	Rds.	Strokes	Avg.	Low 18	Low 36	Low 54	Top 5	Top 10	Top 20	Best Finish
1985-86	4	12	956	79.67	74	—	232	0	0	1	16th
1986-87	3	8	638	79.75	76	154	234	1	1	1	5th
1987-88	4	12	984	82.00	75	—	236	0	0	1	15th
Career	11	32	2578	80.56	74	154	232	1	1	3	5th

Stefanie Reynolds

Year	Tourn.	Rds.	Strokes	Avg.	Low 18	Low 36	Low 54	Top 5	Top 10	Top 20	Best Finish
1998-99	11	31	2440	78.71	73	158	225	0	0	1	17th
1999-2000	9	27	2127	78.78	71	—	225	0	0	2	12th
2000-01	7	22	1729	78.59	72	—	227	0	0	0	22nd
Career	27	80	6296	78.70	71	158	225	0	0	3	12th

Jan Rikard

Year	Tourn.	Rds.	Strokes	Avg.	Low 18	Low 36	Low 54	Top 5	Top 10	Top 20	Best Finish
1980-81	13	23	1852	80.52	74	150	229	1	3	3	3rd
1981-82	6	18	1402	77.89	69	—	219	2	2	3	1st
Career	19	41	3254	79.37	69	159	219	3	5	6	1st

Aileen Robertson

Year	Tourn.	Rds.	Strokes	Avg.	Low 18	Low 36	Low 54	Top 5	Top 10	Top 20	Best Finish
1987-88	5	15	1272	84.80	76	—	246	0	0	1	14th
1988-89	4	12	975	81.25	77	—	236	0	1	1	10th
1989-90	11	33	2622	79.45	72	—	225	1	2	6	2nd
1990-91	9	25	1950	78.00	70	—	223	2	4	8	3rd
Career	29	85	6819	80.22	70	—	223	3	7	16	2nd

Marci Robinson

Year	Tourn.	Rds.	Strokes	Avg.	Low 18	Low 36	Low 54	Top 5	Top 10	Top 20	Best Finish
2000-01	10	31	2461	79.39	73	—	226	0	0	1	20th
2001-02	10	31	2435	78.55	73	—	224	0	0	1	18th
2002-03	10	31	2425	78.23	70	154	226	0	0	0	28th
2003-04	8	24	1888	78.67	73	—	225	0	1	1	7th
Career	38	117	9209	78.71	70	154	224	0	1	3	7th

Caroline Rominger

Year	Tourn.	Rds.	Strokes	Avg.	Low 18	Low 36	Low 54	Top 5	Top 10	Top 20	Best Finish
2004-05	9	27	2097	77.67	72	—	225	1	1	2	3rd

Pauline Roussin-Bouchard

Year	Tourn.	Rds.	Strokes	Avg.	Low 18	Low 36	Low 54	Top 5	Top 10	Top 20	Best Finish
2019-20	6	18	1283	71.27	65	—	205	3	4	5	1st
2020-21	10	29	2052	70.76	63	—	199	5	7	8	1st
Career	16	47	3335	70.96	63	—	199	8	11	13	1st

Kristin Ruble

Year	Tourn.	Rds.	Strokes	Avg.	Low 18	Low 36	Low 54	Top 5	Top 10	Top 20	Best Finish
1999-2000	3	9	729	81.00	79	—	241	0	0	0	45th
2000-01	2	6	492	82.00	79	—	243	0	0	0	34th
Career	5	15	1221	81.40	79	—	241	0	0	0	34th

**Cathy Rumfelt**

Year	Tourn.	Rds.	Strokes	Avg.	Low 18	Low 36	Low 54	Top 5	Top 10	Top 20	Best Finish
1987-88	10	30	2456	81.87	75	—	235	0	1	1	9th
1988-89	9	27	2155	79.81	74	—	231	1	3	4	4th

Cayci Ruppe

Year	Tourn.	Rds.	Strokes	Avg.	Low 18	Low 36	Low 54	Top 5	Top 10	Top 20	Best Finish
2008-09	5	14	1111	79.36	74	—	229	0	0	0	32nd

Lise Russell

Year	Tourn.	Rds.	Strokes	Avg.	Low 18	Low 36	Low 54	Top 5	Top 10	Top 20	Best Finish
1981-82	7	21	1670	79.52	74	—	227	0	1	1	6th
1982-83	1	3	242	80.67	NA	—	242	0	1	1	6th
1983-84	7	18	1362	75.67	74	154	233	0	2	3	8th
Career	15	42	3274	77.95	74	154	227	0	4	5	6th

Louise Rydqvist

Year	Tourn.	Rds.	Strokes	Avg.	Low 18	Low 36	Low 54	Top 5	Top 10	Top 20	Best Finish
2021-22	11	33	2,437	73.84	67	150	213	2	4	8	T4th
2022-23	9	27	2,002	74.15	65	140	209	2	3	4	2nd
2023-24	10	29	2,063	71.14	65	146	203	5	5	8	T1st
Career	29	87	6,357	73.07	65	140	203	9	12	19	T1st

Mia Sandtorv Lussand

Year	Tourn.	Rds.	Strokes	Avg.	Low 18	Low 36	Low 54	Top 5	Top 10	Top 20	Best Finish
2022-23	9	27	2,006	74.30	71	147	219	—	1	3	T10th
2023-24	10	28	2,061	73.61	69	147	219	—	3	5	T7th
Career	19	55	4,067	73.95	69	147	213	—	4	8	T7th

Lisa Scally

Year	Tourn.	Rds.	Strokes	Avg.	Low 18	Low 36	Low 54	Top 5	Top 10	Top 20	Best Finish
1982-83	4	11	950	86.36	85	—	261	0	0	0	78th

Abbey Schimpf

Year	Tourn.	Rds.	Strokes	Avg.	Low 18	Low 36	Low 54	Top 5	Top 10	Top 20	Best Finish
2021-22	1	2	171	85.50	82	—	—	0	0	0	NA

Katy Schlotman

Year	Tourn.	Rds.	Strokes	Avg.	Low 18	Low 36	Low 54	Top 5	Top 10	Top 20	Best Finish
1997-98	2	6	573	95.50	91	—	283	0	0	0	65th

Sarah Schmelzel

Year	Tourn.	Rds.	Strokes	Avg.	Low 18	Low 36	Low 54	Top 5	Top 10	Top 20	Best Finish
2012-13	11	32	2393	74.78	70	—	215	1	2	3	3rd
2013-14	11	33	2442	74.00	68	143	212	1	2	4	2nd
2014-15	7	19	1437	75.63	69	—	218	0	0	1	9th
2015-16	11	34	2489	73.21	69	—	210	2	3	7	1st
Career	40	118	8761	74.25	68	143	210	4	7	15	1st

Kim Simmons

Year	Tourn.	Rds.	Strokes	Avg.	Low 18	Low 36	Low 54	Top 5	Top 10	Top 20	Best Finish
1981-82	1	3	251	83.67	82	—	251	0	0	0	72nd
1982-83	4	12	993	82.75	83	—	244	0	0	1	12th
Career	5	15	1244	82.93	82	—	244	0	0	1	12th

Whitney Simons

Year	Tourn.	Rds.	Strokes	Avg.	Low 18	Low 36	Low 54	Top 5	Top 10	Top 20	Best Finish
2004-05	7	21	1634	77.81	71	—	224	0	0	2	12th
2005-06	10	30	2277	75.90	71	—	219	0	2	5	6th
2006-07	9	20	1556	77.80	73	158	222	0	0	0	39th
2007-08	12	30	2343	78.10	70	—	224	0	0	0	34th
Career	38	101	7810	77.33	70	158	219	0	2	7	6th

K Smith

Year	Tourn.	Rds.	Strokes	Avg.	Low 18	Low 36	Low 54	Top 5	Top 10	Top 20	Best Finish
1985-86	1	3	259	86.33	84	—	259	0	0	0	64th

Monica Smith

Year	Tourn.	Rds.	Strokes	Avg.	Low 18	Low 36	Low 54	Top 5	Top 10	Top 20	Best Finish
1997-98	5	15	1336	89.07	82	—	258	0	0	0	64th

Kim Staples

Year	Tourn.	Rds.	Strokes	Avg.	Low 18	Low 36	Low 54	Top 5	Top 10	Top 20	Best Finish
1983-84	5	14	1212	86.57	81	167	255	0	0	0	54th

Lynn Stiffler

Year	Tourn.	Rds.	Strokes	Avg.	Low 18	Low 36	Low 54	Top 5	Top 10	Top 20	Best Finish
1980-81	13	35	2730	78.00	69	154	218	4	6	7	1st
1981-82	1	3	243	81.00	76	—	243	0	0	0	61st
Career	14	38	2973	78.24	69	154	218	4	6	7	1st

Amanda Strang

Year	Tourn.	Rds.	Strokes	Avg.	Low 18	Low 36	Low 54	Top 5	Top 10	Top 20	Best Finish
2009-10	12	34	2575	75.73	70	144	220	1	1	1	3rd
2010-11	11	34	2628	77.29	69	—	223	0	0	0	T28th
2011-12	11	33	2480	75.15	69	156	220	0	1	2	T7th
Career	34	101	7683	76.07	69	144	220	1	2	3	3rd

Meredith Swanson

Year	Tourn.	Rds.	Strokes	Avg.	Low 18	Low 36	Low 54	Top 5	Top 10	Top 20	Best Finish
2009-10	5	12	942	78.50	73	154	227	0	0	0	46th
2010-11	5	15	1172	78.13	72	—	220	0	0	1	T17th
2011-12	11	33	2509	76.03	68	159	214	0	1	2	T10th
2012-13	9	26	2012	77.38	70	—	218	0	0	1	T18th
Career	30	86	6635	77.15	68	154	214	0	1	4	T10th

Samantha Swinehart

Year	Tourn.	Rds.	Strokes	Avg.	Low 18	Low 36	Low 54	Top 5	Top 10	Top 20	Best Finish
2010-11	11	34	2575	75.74	68	—	217	0	0	4	T11th
2011-12	8	23	1782	77.48	71	159	224	0	0	0	T22nd
2012-13	8	21	1611	76.71	71	—	220	0	0	1	T12th
2013-14	11	33	2413	73.12	66	140	211	2	5	8	T2nd
Career	38	111	8381	75.50	66	140	211	2	5	13	T2nd

Meredith Taylor

Year	Tourn.	Rds.	Strokes	Avg.	Low 18	Low 36	Low 54	Top 5	Top 10	Top 20	Best Finish
2007-08	2	6	505	84.17	76	—	241	0	0	0	60th
2008-09	8	24	1868	77.83	74	—	229	0	0	0	40th
Career	10	30	2373	79.10	74	—	229	0	0	0	40th

Kacy Thompson

Year	Tourn.	Rds.	Strokes	Avg.	Low 18	Low 36	Low 54	Top 5	Top 10	Top 20	Best Finish
1999-2000	9	27	2134	79.04	73	—	227	0	1	2	6th
2000-01	11	34	2689	79.09	71	—	222	0	0	2	15th
2001-02	11	34	2637	77.56	70	—	221	0	1	3	7th
2002-03	8	22	1710	77.73	74	153	228	1	1	1	1st
Career	39	117	9170	78.38	70	153	221	1	3	8	1st

Kory Thompson

Year	Tourn.	Rds.	Strokes	Avg.	Low 18	Low 36	Low 54	Top 5	Top 10	Top 20	Best Finish
2000-01	6	18	1445	80.28	74	—	224	0	0	0	21st
2001-02	4	12	951	79.25	73	—	235	0	0	0	35th
2002-03	6	15	1144	76.27	73	157	221	1	2	2	4th
2003-04	8	24	1931	80.46	74	—	232	0	0	0	27th
Career	24	69	5471	79.29	73	157	221	1	2	2	4th



Skylar Thompson

Year	Tourn.	Rds.	Strokes	Avg.	Low 18	Low 36	Low 54	Top 5	Top 10	Top 20	Best Finish
2018-19	4	12	897	74.75	70	--	217	0	0	0	24th
Career	4	12	897	74.75	70	--	217	0	0	0	24th

Truie Timmons

Year	Tourn.	Rds.	Strokes	Avg.	Low 18	Low 36	Low 54	Top 5	Top 10	Top 20	Best Finish
1984-85	11	31	2420	78.06	72	149	226	2	2	4	3rd
1985-86	7	21	1643	78.24	72	--	225	1	2	4	4th
1986-87	10	31	2375	76.61	72	--	222	3	5	7	2nd
1987-88	3	9	706	78.44	75	--	232	0	0	2	14th
Career	31	92	7144	77.65	72	149	222	6	9	17	2nd

Bénédicte Toumpsin

Year	Tourn.	Rds.	Strokes	Avg.	Low 18	Low 36	Low 54	Top 5	Top 10	Top 20	Best Finish
2006-07	12	28	2117	75.61	69	162	215	1	1	2	2nd
2007-08	13	34	2517	74.03	68	--	214	5	5	6	1st
2008-09	10	30	2217	73.90	68	--	209	2	2	6	1st
2009-10	10	30	2249	74.96	68	154	217	0	0	4	15th
Career	45	122	9100	74.59	68	154	209	8	8	18	1st

Vikki Valentine

Year	Tourn.	Rds.	Strokes	Avg.	Low 18	Low 36	Low 54	Top 5	Top 10	Top 20	Best Finish
1988-89	9	27	2221	82.26	75	--	237	0	1	3	7th
1989-90	11	33	2619	79.36	74	--	228	1	4	4	4th
1990-91	9	24	1879	78.29	73	149	226	2	4	6	1st
1991-92	9	27	2088	77.33	71	--	222	3	3	6	3rd
Career	38	111	8807	79.34	71	149	222	6	12	19	1st

Anita Uwadia

Year	Tourn.	Rds.	Strokes	Avg.	Low 18	Low 36	Low 54	Top 5	Top 10	Top 20	Best Finish
2016-17	6	18	1367	75.94	69	--	210	0	0	1	11th
2017-18	10	29	2153	74.24	70	147	213	0	0	3	12th
2018-19	10	28	2110	75.35	69	--	218	0	0	1	18th
2019-20	4	12	916	76.33	72	--	222	0	0	0	T34th
Career	30	87	6546	75.24	69	147	210	0	0	5	11th

Marion Veyseyre

Year	Tourn.	Rds.	Strokes	Avg.	Low 18	Low 36	Low 54	Top 5	Top 10	Top 20	Best Finish
2015-16	7	22	1690	76.82	70	--	219	0	0	1	19th
2016-17	11	31	2328	75.10	69	--	215	0	1	3	10th
2017-18	10	29	2143	73.90	70	154	214	0	0	1	13th
2018-19	10	28	2090	74.64	69	--	217	0	1	2	6th
Career	38	110	8251	75.00	69	154	214	0	2	7	6th

Beth Ward

Year	Tourn.	Rds.	Strokes	Avg.	Low 18	Low 36	Low 54	Top 5	Top 10	Top 20	Best Finish
1983-84	5	15	1309	87.27	78	--	251	0	0	0	48th
1984-85	7	19	1554	81.79	78	162	239	0	0	0	26th
Career	12	34	2863	84.21	78	162	239	0	0	0	26th

Taylor Weaver

Year	Tourn.	Rds.	Strokes	Avg.	Low 18	Low 36	Low 54	Top 5	Top 10	Top 20	Best Finish
2008-09	1	3	232	77.33	76	--	232	0	0	0	81st
2009-10	1	2	161	80.50	80	161	--	0	0	0	88th
Career	2	5	393	78.60	76	161	232	0	0	0	81st

Katie Weiss

Year	Tourn.	Rds.	Strokes	Avg.	Low 18	Low 36	Low 54	Top 5	Top 10	Top 20	Best Finish
1993-94	3	9	773	85.89	82	--	253	0	0	0	64th
1994-95	5	16	1318	82.38	77	--	242	0	0	0	42nd
1995-96	5	15	1208	80.53	74	--	230	0	0	0	22nd
1996-97	2	6	492	82.00	78	--	241	0	0	0	59th
Career	15	46	3791	82.41	74	--	230	0	0	0	22nd

Lee Whittemore

Year	Tourn.	Rds.	Strokes	Avg.	Low 18	Low 36	Low 54	Top 5	Top 10	Top 20	Best Finish
1980-81	13	35	2828	80.80	76	163	239	1	1	3	4th
1981-82	2	6	472	78.67	76	--	233	0	0	1	16th
Career	15	41	3300	80.49	76	163	233	1	1	4	4th

Blythe Worley

Year	Tourn.	Rds.	Strokes	Avg.	Low 18	Low 36	Low 54	Top 5	Top 10	Top 20	Best Finish
2004-05	6	18	1419	78.83	73	c	226	0	0	0	26th
2005-06	6	18	1382	76.78	73	--	222	0	0	0	36th
2006-07	11	26	1998	76.85	70	149	218	0	2	2	7th
2007-08	13	34	2627	77.26	73	--	222	0	0	1	15th
Career	36	96	7426	77.35	70	149	218	0	2	3	7th

Jia Xin Yang

Year	Tourn.	Rds.	Strokes	Avg.	Low 18	Low 36	Low 54	Top 5	Top 10	Top 20	Best Finish
2013-14	2	6	455	75.83	72	--	222	0	0	1	12th
2014-15	10	28	2102	75.07	69	--	218	0	0	0	21st
2015-16	9	25	1941	77.64	71	--	221	0	0	0	22nd
2016-17	9	25	1895	75.80	70	--	220	0	0	0	21st
Career	30	84	6393	76.11	69	--	218	0	0	1	12th

Kerry Zebick

Year	Tourn.	Rds.	Strokes	Avg.	Low 18	Low 36	Low 54	Top 5	Top 10	Top 20	Best Finish
1992-93	8	24	1903	79.29	73	158	221	1	0	2	4th
1993-94	4	12	962	80.17	69	--	228	0	1	1	7th
Career	12	36	2865	79.58	69	158	221	1	1	3	4th

*transfer and career #s include stats from another school



Former Gamecocks on Tour

Kristy McPherson

Siew-Ai Lim



LPGA Tour: 2007-2023

2009 U.S. Solheim Cup Team

Top-10 finishes in first three majors of 2009
T-2 at Kraft Nabisco; T-5 at LPGA Championship
T-7 at Women's British Open

Duramed FUTURES Tour: 2003-2006

Two career wins; 14 career top-10 finishes
Never missed a cut in 60 events entered

University of South Carolina: 1999-2003

Two-time SEC Champion (2001, 2002)
School-record six career wins
School-record 18 career top-five finishes
School-record 25 career top-10 finishes



LPGA Tour: 1999-2008

T-2nd at 2004 Kellogg/Keebler Classic

Earned career-best \$177,377 in 2004

Duramed FUTURES Tour: 1997-2000

Won 2000 Carolina National FUTURES Classic
15 career top-10 finishes

University of South Carolina: 1993-1997

First Gamecock to win NCAA Regional title (1995)

Nine career top-five finishes

Career average of 76.23, 13th-best in school history
T-9th at 1995 NCAA Championship; then-best finish in school history



Katie Burnett
LPGA, Ladies
European Tour



Clarissa Childs
LPGA, Duramed
FUTURES



Katelyn Dambaugh
LPGA, Symetra
Tour



Justine Dreher
LPGA, Ladies
European Tour



Debbie Eckroth
Duramed
FUTURES



Cecilia Ekelundh
Ladies European
Tour



Adrienne Gautreaux
Duramed
FUTURES



Tara Joy
Duramed
FUTURES



Siew-Ai Lim
LPGA, Duramed
FUTURES



Rebekah Lee-Owens
Duramed
FUTURES



Nanna Madsen
Ladies European
Tour, Symetra Tour



Kristy McPherson
LPGA, Duramed
FUTURES, Symetra
Tour



Camila Mori
Duramed
FUTURES



Marianne Morris
LPGA, Duramed
FUTURES



Jenna Pearson
Duramed
FUTURES



Ana Peláez Triviño
Ladies European
Tour



Aileen Robertson
Duramed
FUTURES



Pauline Roussin-Bouchard
LPGA, Ladies
European Tour



Sarah Schmelzel
LPGA, Symetra
Tour



Bénédicte Toumpsin
Ladies European
Tour



Vikki Valentine
Duramed
FUTURES



Katie Weiss
Duramed
FUTURES