

<< 2024-25 SOUTH CAROLINA MEN'S BASKETBALL >>

2024-25 SCHEDULE

OVERALL: 12-18 | SEC: 2-15

HOME: 10-8 | AWAY: 1-9 | NEUTRAL: 1-1 | NET: 88

OCTOBER

30 -/- Wooster (exhibition) W, 86-60

NOVEMBER

4 -/- North Florida L, 71-74
8 -/- SC State W, 86-64
12 -/- Towson W, 80-54
16 #16/16 at Indiana L, 71-87
21 -/- vs. Mercer % (unbracketed game) W, 84-72
25 #22/22 vs. Xavier % L, 66-75
27 -/- vs. Virginia Tech % W, 70-60

DECEMBER

3 -/- at Boston College * W, 73-51
7 -/- East Carolina W, 75-68
14 -/- USC Upstate W, 73-53
17 #25/RV Clemson \$ W, 91-88 (OT)
22 -/- Radford W, 74-48
30 -/- Presbyterian W, 69-59

JANUARY

4 #17/16 at Mississippi State* L, 50-85
8 #5/5 Alabama* L, 68-88
11 #2/2 Auburn* L, 63-66
15 -/- at Vanderbilt* L, 63-66
18 -/- at Oklahoma* L, 62-82
22 #5/6 Florida* L, 69-70
25 #14/14 Mississippi State* L, 60-65 (OT)
28 -/- at Georgia* L, 60-71

FEBRUARY

1 #13/15 Texas A&M* L, 72-76
8 #14/14 at Kentucky* L, 57-80
12 #19/23 Ole Miss* L, 68-72
15 #3/3 at Florida* L, 67-88
18 -/- at LSU* L, 67-81
22 -/- Texas* W, 84-69
25 #14/16 at Missouri* L, 71-101

MARCH

1 -/- Arkansas* W, 72-53
4 -/- Georgia* L, 64-73
8 #4/4 at Tennessee 2 p.m. SECN
12 SECT R1 Opp. TBD & 1 p.m. SECN
20-21 -/- NCAA Tournament First Round = TBD
22-23 -/- NCAA Tournament Second Round = TBD
27-28 -/- Regional Semifinal - Sweet 16 # TBD
29-30 -/- Regional Final - Elite 8 # TBD

APRIL

5-7 -/- Final Four / TBA

All home games in **bold** | All times listed Eastern | **SECN+** - SEC Network + | **SECN** - SEC Network | **ACCN** - ACC Network | **FS1** - Fox Sports 1 | * indicates SEC contest | ^ - SEC/ACC Challenge (Chestnut Hill, Mass.) | % - Fort Myers Tip-Off (Ft. Myers, Fla.) | \$ - Palmetto Series | & - SEC Tournament (Nashville, Tenn.) | = - NCAA Tournament First and Second Rounds (various sites) | # - NCAA Regionals (various sites) | / - Final Four (San Antonio, Texas) | **rankings listed are at time of game

PROBABLE GAMECOCK STARTERS (BASED OFF PREVIOUS GAME)

#	Name	Ht.	Wt.	Cl.	Hometown	PPG	RPG	APG	Misc.
6	Jamarii Thomas	5-11	190	Sr.	Greensboro, N.C.	12.8	3.0	3.0*	Season-high 23 pts at LSU (Feb. 18) on 9-of-16 made FGs
1	Jacobi Wright	6-2	185	Sr.	Fort Mill, S.C.	7.8	2.3	2.3	Tied career-high 20 pts against #5/5 Alabama (Jan. 8)
2	Zachary Davis	6-7	200	Jr.	Orangeburg, S.C.	8.4	4.6	1.8	22 pts at #17/16 Miss. State (Jan. 4) & vs. #5/5 Florida (Jan. 22)
30	Collin-Murray Boyles	6-7	245	So.	Columbia, S.C.	17.0*	8.3*	2.5	11 20-pt games in 24-25; career-high 35 pts vs. Arkansas (March 1)
5	Nick Pringle	6-10	225	Gr.	Seabrook, S.C.	9.5	6.1	1.1	18 pts & 9 reb in win vs. Arkansas (March 1)

* indicates team leader

GAMECOCK MEN'S BASKETBALL



12-18, 2-15 SEC
SOUTH CAROLINA

at



24-6, 11-6 SEC
#4/4 TENNESSEE

HEAD COACH: Lamont Paris

(Wooster, '96; Indiana State, '00)

AT CAROLINA: 49-47 (3rd season)

CAREER: 136-119 (8th season)

VS. TENNESSEE: 1-3

TOP SCORER: Murray-Boyles (17.0 ppg)

TOP REBOUNDER: Murray-Boyles (8.3 rpg)

TOP ASSIST MAKER: Thomas (3.0 apg)

TOP SHOT BLOCKER: Murray-Boyles (1.4 bpg)

TOP STEALS LEADER: Murray-Boyles (1.5 spg)

COMMUNICATIONS/PR: Michael DeBates

X UPDATES: @GamecockMBB

HEAD COACH: Rick Barnes (Lenoir-Rhyne, '77)

AT TENNESSEE: 226-127 (10th season)

CAREER: 830-421 (38th season)

VS. CAROLINA: 16-6 (12-5 while at Tenn.)

TOP SCORER: Lanier (17.7 ppg)

TOP REBOUNDER: Millicic Jr. (7.3 rpg)

TOP ASSIST MAKER: Zeigler (7.4 apg)

TOP SHOT BLOCKER: Okpara (1.8 bpg)

TOP STEALS LEADER: Zeigler (2.0 spg)

COMMUNICATIONS/PR: Alex Schwartz

X UPDATES: @Vol_Hoops

TIPOFF NOTABLES

> **A New Chapter** of Gamecock Men's Basketball is underway again this season with third-year head coach Lamont Paris at the helm. Paris, who has been a part of nine NCAA Division I Tournaments and 18, 20-win seasons as a college head and assistant coach, was named the University of South Carolina's 33rd head coach by Director of Athletics Ray Tanner on Thursday, March 24, 2022.

> Paris, the 2024 SEC Coach of the Year and one of four finalists for the Naismith National Coach of the Year, helped engineer the greatest single-season turnaround in program history in 2023-24 as the team improved its win total by 15 games. The Gamecocks 26 wins in 2023-24 tied for the most single-season victories in program history with the 2016-17 Final Four team.

ASSISTANT AD/COMMUNICATIONS & PR:

MICHAEL DeBATES // MDEBATES@MAILBOX.SC.EDU

CELL: 712-348-5863 // X: @MDEBATES

SOUTH CAROLINA MEN'S BASKETBALL

ON SOCIAL MEDIA:

#GAMECOCKS // #FOREVERTOTHEE

X AND INSTAGRAM: @GAMECOCKMBB

FACEBOOK: /GAMECOCKMBB

ON THE WEB: GAMECOCKSONLINE.COM

GAME 31

VENUE: Thompson-Boling Arena

BROADCAST: SEC Network

PLAY-BY-PLAY: Dave Neal

ANALYST: Jon Sundvold

RADIO: Gamecock Radio Network

IN COLUMBIA: 107.5 The Game

PLAY-BY-PLAY: Derek Scott

ANALYST: Casey Manning

SIRIUSXM: 385 | **SXM APP:** 975

WATCH: espn.com/watch/

LIVE STATS: GamecocksOnline.com

SERIES: Vols lead, 53-29

IN KNOXVILLE: Vols lead, 31-10

SERIES TREND: Vols have won 11 of the last

13 matchups dating back to 2017-18 season.

LAST MEETING: 66-59 Vol win on March

6, 2024 at Colonial Life Arena with both

teams ranked & SEC title on the line.

NUMBERS OF NOTE

11-1 - The Gamecocks are **11-1** under Lamont Paris when shooting 50.0% or higher (3-0 this season). The lone loss came in his first season in 2022-23 at Missouri.

4-1 - The Gamecocks have made 10 or more 3s 5x this season and are **4-1** in those games (only loss A&M).

6-0 - The team is **6-0** all-time (2-0 this season) under

Lamont Paris when shooting 50.0% or better from 3.

59.4% - Collin Murray-Boyles is **59.4%** (184-of-310)

from the floor this season, which is 1st in the SEC and

ranks ##th nationally. He went 10-for-10 vs. ECU (Dec.

7) and became just the third player in program history

with 10 or more made FGs and no misses in a game.

29 - 7 of South Carolina's 15 SEC losses have come by a

combined **29 points** (#2/2 Auburn, at Vanderbilt, #5/6

Florida, #14/14 Miss. State, #13/15 Texas A&M, #19/23

Ole Miss & Georgia), an avg margin of defeat of 4.1 points.

+15 - The Gamecocks **15-win** turnaround in 2023-24


was the greatest single season turnaround in program

history, surpassing the 11-win improvement from

2002-03 to 2003-04 under Dave Odom.

COMING UP NEXT

> Carolina will head to Nashville next week for the SEC Tournament. The Gamecocks are locked into the No. 16 seed and will play at 1 p.m. (ET) on Wednesday, vs. either Arkansas, Miss. State or Vanderbilt. Dan Shulman (pxp), Jay Bilas (analyst) & Jess Sims (reporter) will be on the call for the SEC Network broadcast.




- Best game as Gamecock with 9 pts vs. Arkansas (March 1)
- Spent his freshman season at Missouri in 2023-24
- Played in 31 games for the Tigers, making 14 starts
- Averaged 2.3 points and 2.0 rebounds in 11.4 min
- Had his best game of the season at Ole Miss (Feb. 17, 2024) with 10 points (4-of-7 FGs) and five rebounds
- Four-star prospect and a top-150 player that was ranked No. 2 in the state of South Carolina
- Played five seasons at Chris Church Episcopal School with his father, John, serving as his coach
- Helped lead the Cavs to a pair of state titles in 21 & 23

0

Jordan Butler • F • SO • 7-0 • 240 • Mauldin, S.C. // MISSOURI
 BEGAN HIS COLLEGE CAREER AT MISSOURI LAST SEASON

	MIN	PTS	REB	AST	STL	BLK	FG%	3FG%	FT%
24-25	6.6	1.7	0.8	0.2	0.2	0.4	34.3	31.3	71.4
Career	8.9	1.9	1.4	0.1	0.3	0.6	37.6	24.6	58.8

Career Highs: 10 points, 5 rebounds, 2 assists, 2 steals*, 3 blocks




- Double-figures in 10 games this season with a career-high 20 pts on two occasions: SC State (Nov. 8) and #5/5 Alabama (Jan. 8)
- Played in all 34 games with one start and was key reserve off the bench last season ; averaged 5.9 points, 1.9 assists and 1.8 rebounds in 22.9 mpg
- Team went 8-0 in games he scored in double figures in 23-24 season (2-1 this season)
- Scored a season-high 16 points in a comeback victory vs. No. 24/24 Florida (March 2, 2024) ; was 4-of-8 from downtown in the contest
- Averaged 7.3 points, 2.1 rebounds and 1.8 assists per game as a sophomore in 22-23

1

Jacobi Wright • G • SR • 6-2 • 182 • Fort Mill, S.C. // LEGACY EARLY COLLEGE
 CAREER-HIGH 20 POINTS 2X THIS SEASON (VS. SC STATE & #5/5 ALABAMA)

	MIN	PTS	REB	AST	STL	BLK	FG%	3FG%	FT%
24-25	28.7	7.8	2.3	2.3	0.4	0.2	38.5	30.3	78.3
Career	24.2	6.1	1.9	1.9	0.5	0.1	37.1	31.5	74.2

Career Highs: 20 points*, 10 rebounds*, 6 assists*, 2 steals, 1 block




- Matched career-high with 22 pts vs. #5/5 Florida (Jan. 22) ; scored 18 of his 22 in the 2nd half
- Became a key contributor and the team's best defender in second season in 23-24, playing in 33 games while starting the final 17 contests
- Averaged 5.9 pts, 3.6 reb, 1.3 ast in 23.0 mpg
- Scored in double figures a career-best six times in 23-24, five of which came in SEC games ; team was 8-1 when he scored nine or more points
- Shot 43.2% (70-of-162) from the floor, the third-best percentage on the team of the 7 players who played 20.0+ mpg

2

Zachary Davis • G • JR • 6-7 • 200 • Orangeburg, S.C. // DENMARK-OLAR
 CAREER-HIGH 22 PTS AT #17/16 MISS. ST. (JAN. 4) & VS. #5/5 FLORIDA (JAN. 22)

	MIN	PTS	REB	AST	STL	BLK	FG%	3FG%	FT%
24-25	26.9	8.4	4.6	1.8	1.1	0.1	40.0	31.5	72.7
Career	21.3	5.5	3.5	1.3	0.8	0.2	40.9	26.5	69.9

Career Highs: 22 points*, 10 rebounds*, 5 assists*, 4 steals*, 2 blocks




- No. 3 nationally in FT rate (84.0%) via KenPom
- Has 2 double-doubles (8 career) this season
- 18 pts & 9 reb in win vs. Arkansas (March 1)
- 12 pts & 10 reb vs. #2/2 Auburn (Jan. 11)
- 18 pts in OT win vs. #25 Clemson (Dec. 17)
- Tied career-high with 19 pts (8-for-10 FGs) in leading team to win over USC Upstate (Dec. 14)
- First double-double as a Gamecock with 13 pts and 11 reb at #16/16 IU (Nov. 16)
- Avg. 6.8 pts & 5.1 reb per game in helping Alabama to first Final Four in school history in 2024

5

Nick Pringle • F • GR • 6-10 • 225 • Seabrook, S.C. // ALABAMA
 HELPED LEAD ALABAMA TO 2024 FINAL FOUR ; HAS 26 MORE FGAS THAN FTAS IN 24-25

	MIN	PTS	REB	AST	STL	BLK	FG%	3FG%	FT%
24-25	24.3	9.5	6.1	1.1	0.3	0.5	59.5	0.0	65.7
Career	15.1	5.8	4.4	0.6	0.3	0.5	64.4	0.0	57.9

Career Highs: 19 points, 15 rebounds, 4 assists*, 3 steals, 3 blocks*




- Missed 4 games w/ right knee sprain in early Jan. ; game-high 23 pts at LSU (Feb. 18) ; game-high 19 pts vs. #14/14 Miss. St. (Jan. 25) & at Georgia (Jan. 28)
- Season-high 22 pts in win vs. ECU (Dec. 7) ; tied career-high with 5 3FGs in the game
- Averaged 16.9 pts, 3.8 re, 3.8 ast and 2.1 stl per game in one season at Norfolk State in 23-24
- 2024 MEAC Player of the Year & Newcomer of the Year ; also on MEAC All-Defensive Team
- Had 10 games with 20+ pts for the Spartans
- Had shooting splits of 40.4% (FGs), 38.0% (3FGs) & 80.9% at the charity stripe in 31.1 mpg in 23-24

6

Jamarri Thomas • G • SR • 5-11 • 190 • Greensboro, N.C. // NORFOLK STATE
 2024 MEAC PLAYER OF THE YEAR & NEWCOMER OF THE YEAR AT NORFOLK STATE

	MIN	PTS	REB	AST	STL	BLK	FG%	3FG%	FT%
24-25	29.6	12.8	3.0	3.0	1.3	0.1	37.1	35.1	73.2
Career	22.0	9.9	2.6	2.5	1.1	0.1	38.2	35.5	77.3

Career Highs: 31 points, 7 rebounds*, 9 assists, 5 steals, 1 block*




- Out indefinitely as of Jan. 7 w/ left lower leg deep vein thrombosis (blood clot)
- 19 pts w/ 5 3s in OT win vs. #25 Clemson (Dec. 17)
- Team 14-1 last 2 seasons when he scores 10+
- Saw action in 27 games, making 17 starts in first season in Garnet & Black in 2023-24
- Averaged 8.3 points, 3.3 rebounds and 1.0 assists per game despite battling shoulder and knee injuries throughout the season
- Shot team-best 38.5 percent (45-of-117) from behind the arc in 23-24

10

Myles Stute • G • SR • 6-6 • 210 • Washington, D.C. // VANDERBILT
 236 CAREER MADE 3S WHICH IS 46TH ON THE ACTIVE 3FGS LIST IN NCAA DI

	MIN	PTS	REB	AST	STL	BLK	FG%	3FG%	FT%
24-25	24.8	5.4	2.7	1.1	0.4	0.4	33.3	32.8	75.0
Career	23.0	7.4	3.5	0.6	0.5	0.2	38.2	37.5	69.8

Career Highs: 22 points, 11 rebounds, 3 assists, 4 steals, 3 blocks*




- Scored first career pts late at #3/3 Florida (Feb. 15)
- Redshirted initial collegiate season in 2023-24
- Was put on scholarship over the summer
- Led his high school team, Whitnall, to 25-4 record and state championship game as a senior in 2022-23 after averaging 14.8 points, 6.4 rebounds and 4.3 assists per game
- Older brother Tyler starred at Kentucky (2018-19) and currently plays for the Miami Heat, where he was the 2022 NBA Sixth Man of the Year

13

Austin Herro • G • SR • 6-3 • 180 • Milwaukee, Wisc. // WHITNALL
 FORMER WALK-ON THAT WAS PUT ON SCHOLARSHIP OVER THE SUMMER

	MIN	PTS	REB	AST	STL	BLK	FG%	3FG%	FT%
24-25	1.5	0.2	0.2	0.1	0.0	0.0	50.0	0.0	0.0
Career									

Career Highs*: 2 points, 1 rebound, 1 assist




- Best 3-point percentage on team (42.1%) and has made career-best 45 3s this season
- Has hit 3 or more 3s in 9 games in 24-25
- Led team with 15 pts at Oklahoma (Jan., 18)
- 20 pts (6-of-8 FGs) at Vanderbilt (Jan. 15)
- 18 pts off bench at #16/16 IU (Nov. 16) ; hit career-best 4 3s ; also hit 4 3s vs. VT (Nov. 27) and had 12 pts off bench
- Averaged 2.2 ppg in 10.2 mpg in 23-24
- Scored 10 pts in just 11 min of action in a win vs. Missouri (1/27/24) ; hit a pair of 3s ; 11 pts vs. Florida A&M (12/30/23), first with game w/ 10+

15

Morris Ugusuk • G • 6-4 • 170 • Helsinki, Finland // DRIVE Academy
 CAREER-HIGH 20 PTS AT VANDERBILT (JAN. 15) IN SECOND CAREER START

	MIN	PTS	REB	AST	STL	BLK	FG%	3FG%	FT%
24-25	22.3	6.2	1.3	0.9	0.5	0.1	39.2	42.1	76.9
Career	16.3	4.2	1.0	0.7	0.3	0.1	37.6	38.1	77.1

Career Highs: 20 points*, 6 rebounds*, 5 assists, 3 steals*, 1 block*



21

- 12 pts vs. #14/14 Miss. St. (Jan. 25) ; 9-of-10 FTs
- 10 pts off bench vs. #5/5 Florida (Jan. 22)
- 10 pts at Vanderbilt (Jan. 15), hitting pair of 3s
- Had breakout game with 13 pts (3-of-6 3FGs) in 31 min off bench against #2/2 Auburn (Jan. 11)
- Made a 3 late vs. Towson (Nov. 12), his first career pts
- Redshirted initial collegiate season in 2023-24
- Played at 4A Westwood High School in Blythewood where he scored over 1,000 points for his career
- All-region & all-state as a senior for the Red-hawks after avg. 21.4 ppg, 5.5 pgg & 2.2 apg

Arden Conyers • G • RFR • 6-7 • 212 • Columbia, S.C. // WESTWOOD

HAS SCORED IN DOUBLE-FIGURES 3X IN SEC PLAY SINCE GETTING MORE MIN.

	MIN	PTS	REB	AST	STL	BLK	FG%	3FG%	FT%
24-25	13.7	4.2	1.2	0.3	0.3	0.1	29.4	26.4	80.0
Career									

Career Highs*: 13 points, 6 rebounds, 1 assist, 2 steals, 1 block



23

- Career-high 9 pts vs. Radford (Dec. 22)
- Consensus four-star and the top player in the state by 247Sports and On3 ; ranked No. 47 overall player by 247Sports (No. 6 shooting guard) and No. 36 overall by On3 (No. 8 SG)
- Two-time South Carolina Gatorade Player of the Year and concluded his prep days as the school record-holder for career points (2,475) at Lexington High School, leading the Wildcats to a 28-2 record as a senior and the 5A state title
- Averaged 22.0 points, 6.4 rebounds, 3.3 steals and 2.5 assists per game in senior season

Cam Scott • G • FR • 6-6 • 171 • Lexington, S.C. // LEXINGTON

TWO-TIME SOUTH CAROLINA GATORADE PLAYER OF THE YEAR ; TOP-50 PROSPECT OUT OF HS

	MIN	PTS	REB	AST	STL	BLK	FG%	3FG%	FT%
24-25	10.2	2.3	1.2	0.5	0.1	0.1	25.0	14.0	73.7
Career									

Career Highs*: 9 points, 4 rebounds, 2 assists, 1 steal, 1 block



30


- 1st in SEC (22nd nationally) in FG% ; 20 pts in 4-straight games ; career-best 11 20-pt games in 24-25
- 8 double-doubles (10 career) which is T-3rd in SEC
- 25 pts (18 in 1st half) vs. #2/2 Auburn (Jan. 11)
- 22 pts & 9 reb in OT win vs. #25 Clemson (Dec. 17)
- 10-for-10 vs. ECU (Dec. 7) ; 3rd player in program history with 10 or more FGs & no misses in a game
- Shot 59.7% (117-196) from the floor in 23-24 to lead the team (4th best for single season in program history)
- Had breakout game with 31 pts (14-of-17 - 82.4%) in win vs. Vanderbilt (2/10/24) ; became the 1st SEC freshman since Bobby Portis (ARK) in '14 to record 30+ pts w/ 13+ FGs while shooting above 80.0%

Collin Murray-Boyles • F • SO • 6-8 • 245 • Columbia, S.C. // WASATCH ACADEMY

CAREER-HIGH 35 PTS VS. ARKANSAS (3/1) ; 5 CAREER GAMES WITH 10 OR MORE FGS

	MIN	PTS	REB	AST	STL	BLK	FG%	3FG%	FT%
24-25	30.7	17.0	8.3	2.5	1.5	1.4	58.9	27.6	70.2
Career	26.9	13.8	7.0	2.1	1.3	1.2	59.5	23.5	69.1

Career Highs*: 35 points*, 16 rebounds*, 8 assists*, 5 steals*, 4 blocks*



31

- 7 pts (career-high in SEC play) vs. #19/23 Ole Miss (Feb. 12)
- 5 reb, 3 ast & 1 blk vs. #2/2 Auburn (Jan. 11)
- Played in 17 games averaging 2.5 pts and 2.9 reb in 9.7 min per game in 23-24
- Had career-high 10 points, seven rebounds and two assists in non-conference finale victory over Florida A&M (12/30/23)
- Appeared in 31 games, making 14 starts in first season in Garnet & Black in 22-23 ; averaged 1.9 pts, 3.1 reb and 1.1 ast per game
- Played three seasons at Illinois (2019-22) where he earned his undergraduate degree

Benjamin Bosmans-Verdonk • F • GR • 6-9 • 260 • Lommel, Belgium // ILLINOIS

YEAR 3 LAW STUDENT & ONE OF THE ONLY ACTIVE D1 PLAYERS IN LAW SCHOOL

	MIN	PTS	REB	AST	STL	BLK	FG%	3FG%	FT%
24-25	7.9	1.2	1.7	0.5	0.1	0.1	31.3	0.0	54.2
Career	9.5	1.6	2.2	0.7	0.2	0.1	42.8	0.0	53.6

Career Highs*: 10 points, 10 rebounds, 6 assists, 2 steals, 2 blocks







COACH OF THE YEAR

LAMONT PARIS



2024-25 SOUTH CAROLINA BASKETBALL TV/RADIO ROSTER



#0 JORDAN BUTLER



#1 JACOBI WRIGHT



#2 ZACHARY DAVIS



#4 WESTON COGGESHALL



#5 NICK PRINGLE



#6 JAMARII THOMAS



#10 MYLES STUTE



#13 AUSTIN HERRO



#14 LANCE PIPER



#15 MORRIS UGUSUK



#21 ARDEN CONYERS



#23 CAM SCOTT



#30 COLLIN MURRAY-BOYLES



#31 BENJAMIN BOSMANS-VERDONK



#33 OKKU FEDERIKO



LAMONT PARIS



TANNER BRONSON



WILL BAILEY



EDDIE SHANNON



DAVID MCKINLEY

A SEASON TO REMEMBER IN 2023-24...

25 regular season wins - the most in program history

26 total wins - tied for the most in a single seasons in program history with the 2016-17 Final Four Team

13 SEC wins - the second most in program history

7 SEC road wins - tied with the 1996-97 team for the most in program history

+15 in the win column - the greatest single season turnaround in program history, surpassing the 11-win improvement under Dave Odom from 2002-03 to 2003-04

12-4 record away from home - tied for the second-best record in Power Six in true road/neutral site games with Houston & Purdue

3-4 record against ranked teams - Gamecocks were 3-17 combined the previous seasons against top-25 opponents

ONE of FIVE teams in the nation with a top-five, true road win

ONE of 18 teams in the nation with multiple top-10 wins

ONE of FOUR teams in the SEC to rank in the top-50 of adj. efficiency on both offense and defense via KenPom

25 opponents held below 70 points - 1-4th best mark in the country

Allowed just 67.0 ppg - the best scoring defense in the SEC

Seven-game win streak in SEC play - the longest SEC win streak in program history since the 1996-97 SEC Champion Gamecocks started league play 11-0

274 made 3s - most in program history

344 turnovers - third fewest in program history

INTERVIEW POLICIES

In general, ALL interview requests must be made in advance to Assistant AD Michael DeBates in the South Carolina Athletics Communications and Public Relations Office.

All interviews are to be coordinated through the Communications and Public Relations Office. This allows the staff to arrange the interview when it best suits the student-athlete's and the reporter's schedules. Please contact the Communications and Public Relations Office in advance to make your interview requests. Media are not permitted to contact student-athletes on their own at any time. All interviews will take place at the designated media interview site for that day as listed in the weekly availability schedule.

Dormitory, apartment and cell phone numbers for student-athletes will not be provided to the media. Should you need to conduct a telephone interview with a student-athlete, a call will be placed to you from the student-athlete at a mutually agreeable time.

SOUTH CAROLINA ATHLETICS COMMUNICATIONS & PR

Michael DeBates, primary contact

Assistant AD

cell: 712-348-5863

e-mail: mdebates@mailbox.sc.edu

X: @mdebates

SOUTH CAROLINA MEN'S BASKETBALL ONLINE

Website: www.GamecocksOnline.com/sports/mens-basketball

Facebook: www.Facebook.com/GamecockMBB

X: @GamecockMBB

Instagram: @GamecockMBB

NOTABLE NUMBERS

8

> This year's South Carolina roster features **EIGHT** players from the Palmetto State. It's the most in-state players on the roster since Dave Odom's first season in 2001-02 (also had eight).

7

> Lamont Paris was a part of the Wisconsin coaching staff that made **SEVEN** straight appearances in the NCAA Tournament. Included in that stretch was a National Championship Game appearance (2015), Final Four (2014) and four Sweet 16s (2011-12, 2016-17).

1 OF 1

> CMB is the only player in Power Five (ACC, Big 12, Big Ten, Big East, SEC) this season averaging 16.0 pts, 8.0 reb, 2.0 ast, 1.0 blk and 1.0 stl per game while shooting above 50.0%.

337TH

> The Gamecocks, who are ranked No. 70 in KenPom, rank 337th in the site's luck metric. The luck metric quantifies a team's record compared to what they deserved based on their game-by-game efficiency.

A SOUTH CAROLINA WIN WOULD ...

- Be the team's 5th top-five road in win program history and 2nd under head coach Lamont Paris. It would be Paris' 5th top-25 win at SC (3 last season and 2 this season).
- The Gamecocks won 63-59 at #5/5 Tennessee last season, beat #3 Kentucky 72-66 on 3/2/97, beat #5 Notre Dame 85-82 on 12/5/70 & #3 UNC 87-66 on 2/28/68 in Chapel Hill.
- Be Carolina's first Quad 1 win of the season. 16 of the team's 31 games so far this season have been Quad 1 opponents.

DOMINANT DAY AT THE CLA

> South Carolina won its second-straight game at home with a dominating 72-53 victory over Arkansas on Saturday afternoon. The Gamecocks never trailed and led by as many as 35 in the second half. Collin Murray-Boyles was sensational with a career-high 35 points on 12-of-16 shooting. He also went 11-of-12 at the free throw line. Nick Pringle had 18 points and nine rebounds as he and CMB combined for 53 points. Jodan Butler played his best game as a Gamecock with a season-high nine points off the bench. The stingy Carolina defense held the Razorbacks to just 28.8% (15-of-52) from the field, the lowest opponent field goal percentage in the Lamont Paris. The Gamecocks held Arkansas to just 14 points in the first half. Paris improved to 3-0 at Carolina against John Calipari with the victory.

YOU CAN PUT IT ON THE BOARD

> Carolina snapped its 13-game losing skid with an impressive 84-69 victory over Texas on Feb. 22. The 15-point win was the team's second-largest margin of victory in an SEC game under head coach Lamont Paris. Collin Murray-Boyles was superb with 22 points, 10 rebounds, three blocks and three assists. It was his 8th double-double of the season. The SEC's field goal percentage leader was an efficient 9-of-16 from the floor. Jamarii Thomas (15 points), Zachary Davis (10 points) and Morris Uguisuk (10 points) also scored in double figures. Uguisuk was a perfect 3-of-3 from behind the arc, all his 3s coming in the game's final 9 minutes. The Gamecocks made 34 free throws, the most in a game under Paris and the most since hitting 35 foul shots in a four OT thriller against Alabama on Feb. 7, 2017.

THE AGONY OF DEFEAT

> The Gamecocks dropped their first 13 games in 2025 in SEC play. Six of those losses came by a combined 20 points, an average margin

of defeat of just 3.3 points per game. Five of those games, all at home, have been against top-20 opponents (#2/2 Auburn on Jan. 11, #5/6 Florida on Jan. 22, #14/14 Miss. State on Jan. 25, #13/15 Texas A&M on Feb. 1 & #19/23 Ole Miss on Feb. 12). Carolina dropped another winnable contest on Feb. 12 to No. 19/23 Ole Miss at home, 72-68. The Gamecocks battled back from a 10-point halftime deficit to take the lead with just under 4 minutes to play. With the game tied, Morris Uguisuk missed a wide-open 3 with 2:28 to go. Malik Dia then hit the go-ahead 3-pointer on a second chance opportunity with just over 2 minutes to play for the Rebels. Carolina, who tied a season-low with eight turnovers in the game, had giveaways on two of its final three possessions with the game in the balance the final minute of regulation.

HOMECOURT HEARTBREAK AGAIN

> South Carolina led for all but 4.8 seconds at home vs. #5/6 Florida on Jan. 22. Will Richard scored the game-winning bucket with a contested left-handed layup at the rim. Jacobi Wright's game-winning, 3-point attempt was off backiron as the Gators escaped Colonial Life Arena. Davis matched his career-high with 22 points, 18 coming in the second half. Carolina led by seven at the break after shooting 50.0 percent (15-of-30) in the opening 20 minutes. Turnovers cost the Gamecocks in the second half, as they gave it away 12 times. Florida scored 22 points off its 16 total turnovers forced in the game. Carolina has dropped three of its first six SEC games now by a total of seven combined points (vs. #5/6 Florida, vs. #2/2 Auburn and at Vanderbilt).

TURNOVERS WILL COST YOU

> South Carolina looked poised to pull out a comeback road win Jan. 15 on the road at Memorial Gym but a season-high 25 turnovers (most in the Lamont Paris era at SC) plagued

CAROLINA BENCH PRODUCTION

GAME	SC-OPP	DIFF.	BENCH SCORER	SC HIGH
North Florida	23-30	-7	Wright, 12	
SC State	22-35	-13	Davis, 10	
Towson	11-10	+1	Three tied, 3	
at #16 Indiana	26-15	+11	Ugusuk, 18	
Mercer	29-21	+8	Davis, 18	
vs. #22 Xavier	15-12	+3	Davis, 8	
vs. Virginia Tech	32-24	+8	Davis/Ugusuk, 12	
at Boston College	22-13	+9	Ugusuk, 9	
East Carolina	19-10	+9	Davis, 10	
USC Upstate	20-28	-8	Davis, 9	
#25 Clemson	12-17	-5	Ugusuk, 8	
Radford	21-22	-1	Scott, 9	
Presbyterian	17-5	+12	Ugusuk, 8	
at Miss. State	28-32	-4	Davis, 22	
Alabama	4-39	-35	Conyers/Scott, 2	
Auburn	13-28	-15	Conyers, 13	
at Vanderbilt	15-19	-5	Conyers, 10	
at Oklahoma	14-26	-12	Conyers, 6	
Florida	10-11	-1	Conyers, 10	
Miss. State	33-28	+5	Thomas, 19	
at Georgia	28-12	+16	Thomas, 19	
Texas A&M	15-15	0	Ugusuk, 12	
at Kentucky	4-39	-35	Scott, 4	
Ole Miss	9-19	-10	Bosmans-Verdonk, 7	
at Florida	16-18	-2	Ugusuk, 6	
at LSU	15-30	-15	Conyers, 9	
Texas	18-14	+4	Ugusuk, 10	
at Mizzou	14-41	-27	Ugusuk/Conyers, 4	
Arkansas	15-19	-4	Butler, 9	
Georgia	9-24	-15	Ugusuk, 6	
Tennessee				

CAROLINA SPECIALTY STATS

(PP) points in paint; (OT) points off turnovers; (2nd) second chance points; (FB) fast break points

(South Carolina-Opponent)

GAME	PP	OT	2ND	FB
North Florida	38-34	15-9	7-12	25-12
SC State	42-24	16-12	15-14	10-6
Towson	38-20	19-9	13-8	13-7
at Indiana	26-28	9-17	9-8	8-9
Mercer	26-22	11-10	13-8	11-3
vs. Xavier	34-42	8-20	6-12	10-21
vs. Virginia Tech	22-26	7-4	12-8	12-14
at Boston College	26-30	1-6	7-11	0-5
East Carolina	30-44	13-12	13-6	2-4
USC Upstate	32-40	17-2	9-11	4-6
Clemson	40-38	13-23	13-7	9-19
Radford	20-28	10-10	19-9	2-4
Presbyterian	34-20	16-19	10-4	5-10
at Miss. State	24-52	10-15	6-11	3-17
Alabama	32-48	7-19	8-9	6-16
Auburn	42-30	6-12	15-12	0-13
at Vanderbilt	20-34	17-22	8-11	2-5
at Oklahoma	20-34	3-19	10-6	6-15
Florida	34-36	7-22	9-18	0-22
Miss. State	22-28	18-18	18-5	16-13
at Georgia	32-34	19-10	3-11	6-9
Texas A&M	22-18	12-19	12-11	10-18
at Kentucky	26-44	6-14	6-9	14-12
Ole Miss	32-32	5-5	7-8	5-13
at Florida	32-34	11-21	9-8	7-26
at LSU	28-22	7-23	15-6	2-9
Texas	28-26	13-12	14-11	15-16
at Mizzou	42-50	8-20	20-11	8-23
Arkansas	38-18	15-14	4-6	7-13
Georgia	16-26	10-3	5-11	7-8
Tennessee				
SC Total	898	329	315	227
SC Average	29.9	11.0	10.5	7.6
Opp Total	962	406	281	368
Opp Average	32.1	13.5	9.4	12.3



SOUTHEASTERN CONFERENCE STANDINGS

Thru games played Wednesday, March 5, 2025

Team	Conference	Overall
#1/1 Auburn	15-2	27-3
#5/5 Florida	13-4	26-4
#7/8 Alabama	12-5	23-7
#4/4 Tennessee	11-6	24-6
#22/21 Texas A&M	10-7	21-9
#15/19 Missouri	10-7	21-9
Ole Miss	10-7	21-9
#19/24 Kentucky	9-8	20-10
#25/RV Miss. State	8-9	20-10
Vanderbilt	8-9	20-10
Arkansas	7-10	18-12
Georgia	7-10	19-11
Texas	6-11	17-13
Oklahoma	5-12	18-12
LSU	3-14	14-16
South Carolina	2-14	12-18

SCORES AND SCHEDULE IN THE SEC

Saturday, March 1

#1 Auburn 94, at #17 Kentucky 78
at South Carolina 72, Arkansas 53
at Ole Miss 87, Oklahoma 84
at #24 Mississippi State 81, LSU 69
at #5 Tennessee 79, #6 Alabama 76
at Vanderbilt 97, #14 Missouri 93 OT
Georgia 83, at Texas 67
at #3 Florida 89, #12 Texas A&M 70

Tuesday, March 4

Georgia 73, at South Carolina 64
at #19 Kentucky 95, LSU 64
Texas 87, at #25 Mississippi State 82 OT
at #22 Texas A&M 83, #1 Auburn 72
Arkansas 90, at Vanderbilt 77

Wednesday, March 5

#5 Florida 99, at #7 Alabama 94
at Oklahoma 96, #15 Missouri 84
at Ole Miss 78, #4 Tennessee 76

Saturday, March 8

Mississippi State at Arkansas
Vanderbilt at Georgia
Kentucky at Missouri
Alabama at Auburn
South Carolina at Tennessee
Texas A&M at LSU
Ole Miss at Florida
Oklahoma at Texas

SECN 12:00p
ESPNU 12:00p
ESPN 12:00p
ESPN 2:30p
SECN 2:00p
SECN 4:00p
SECN 6:00p
SECN 8:00p

All times listed Eastern Time

ASSOCIATED PRESS POLL

WEEK 18 - Monday, March 3, 2025

RK	TEAM	REC	PTS	TREND
1	Auburn (61)	27-2	1525	-
2	Duke	26-3	1458	-
3	Houston	25-4	1396	↑1
4	Tennessee	24-5	1326	↑1
5	Florida	25-4	1247	↓2
6	St. John's	26-4	1179	↑1
7	Alabama	23-6	1176	↓1
8	Michigan State	24-5	1165	-
9	Texas Tech	22-7	947	↑1
10	Iowa State	22-7	918	↓1
11	Clemson	24-5	905	↑2
12	Wisconsin	22-7	815	↓1
13	Maryland	22-7	628	↑3
14	Louisville	23-6	606	↑5
15	Missouri	21-8	603	↓1
16	Memphis	24-5	560	↑2
17	Michigan	22-7	494	↓2
18	Purdue	20-9	454	↑2
19	Kentucky	19-10	417	↓2
20	Marquette	22-7	409	↑1
21	Saint Mary's	27-4	399	↑2
22	Texas A&M	20-9	364	↓10
23	BYU	21-8	287	↑2
24	Arizona	19-10	162	↓2
25	Mississippi State	20-9	87	↓1

Others receiving votes: VCU 85, Vanderbilt 78, Oregon 37, Drake 18, UC San Diego 17, Illinois 16, Ole Miss 13, Gonzaga 8, UCLA 8, Kansas 5, High Point 4, UConn 4, New Mexico 2, Creighton 2, Akron 1

COACHES POLL TOP 25

WEEK 18 - Monday, March 3, 2025

RK	TEAM	REC	PTS	TREND
1	Auburn (30)	27-2	774	-
2	Duke (1)	26-3	737	-
3	Houston	25-4	707	↑1
4	Tennessee	24-5	671	↑1
5	Florida	25-4	653	↓2
6	St. John's	26-4	612	↑1
7	Michigan State	24-5	587	↑1
8	Alabama	23-6	566	↓2
9	Texas Tech	22-7	504	↑1
10	Iowa State	22-7	484	↓1
11	Clemson	24-5	442	↑3
12	Wisconsin	22-7	391	-
13	Louisville	23-6	365	↑4
14	Maryland	22-7	341	↑1
15	Michigan	22-7	288	↓2
16	Memphis	24-5	272	↑2
17	Saint Mary's	27-4	262	↑3
18	Purdue	20-9	257	↑1
19	Missouri	21-8	236	↓3
20	Marquette	22-7	204	↑2
21	Texas A&M	20-9	169	↓10
22	BYU	21-8	127	↑4
23	Arizona	19-10	91	↓2
24	Kentucky	19-10	88	↓1
25	VCU	24-5	54	↑1

Others receiving votes: Mississippi State 38, New Mexico 24, Creighton 24, UC San Diego 21, Gonzaga 17, Vanderbilt 17, Oregon 14, Drake 10, UConn 10, UCLA 9, Illinois 6, Ole Miss 2, Boise State 1

Dropped from rankings: Mississippi State 24, Creighton 25

SERIES BREAKDOWN

> The Vols have won 11 of the last 13 matchups, dating back to the 2017-18 season.
> The Gamecocks snapped a five-game Vol winning streak in the series last season with a thrilling 63-59 win on Jan. 30, 2024. It was UT's only home loss on hits home floor last season and Carolina's first victory on Rocky Top since 2017.
> The Vols were ranked in the top-five in both major polls and it was the Gamecocks first top-five road win since defeating #3 Kentucky in the 1997 season.

SC ALL-TIME RECORD VS. TENNESSEE

H: 17-20 ; A: 10-31 ; N: 2-2

Previous 10 meetings...

F. 13, 2019 A	73-85	L
J. 11, 2020 A	55-66	L
F. 15, 2020 H	63-61	W
F. 17, 2021 A	73-93	L
J. 11, 2022 A	46-66	L
F. 5, 2022 H	57-81	L
J. 7, 2023 H	42-85	L
F. 25, 2023 A	85-45	L
J. 30, 2024 A	63-59	W
M. 6, 2024 H	59-66	L



Collin Murray-Boyles, the SEC's field goal percentage leader, was 10-for-11 (90.9%) from the floor with 27 points at No. 14/16 Missouri (Feb. 25). The strong effort was his 2nd game this season with 10 or more made FGs while shooting above 90.0%. Per Elias' database, which dates back to the 2001-02 reg. season, CMB is the only player in the SEC to have multiple games with 10 or more made FGs while shooting above 90.0% from the floor. He has four straight 20-point games and is averaging 27.0 points per game in the stretch with shooting splits of 66.7% (36-of-54) from the field and 81.4% (35-of-43) at the free throw line.

NOTABLE NUMBERS

66 & 70

Carolina has held two of the nation's top scoring offenses in check. The Gamecocks held then #2/2 Auburn, who rank 6th at 85.0 points per game, to **66 points** (second lowest point total) and then #5/6 Florida, who ranks 9th at 84.3 points per game, to **70 points** (second lowest point total).

20

Collin-Murray Boyles has scored 20+ points in 4-straight games. The last Gamecock to do that was AJ Lawson in SEC play in 2021. During the stretch, CMB is averaging 27.0 ppg and shooting 66.7% (36-of-54) from the floor and 81.4% (35-of-43) at the FT-line.

14

South Carolina has played **14** top-25 teams in its 31 games this season. That's the most regular season AP top-25 opponents in program history, surpassing the 1999-00 team who faced 12 top-25 opp. under head coach Eddie Fogler.

the Gamecocks who fell 66-63 to Vanderbilt. Carolina did not lead the entire second half but Collin Murray-Boyles hit a pair of clutch FTs to tie the game with 41.0 seconds remaining. Carolina was unable to score on its final possession and Vanderbilt got an offensive rebound and 3-point play to go ahead for good with 0.6 seconds remaining. Arden Conyers got free for a final 3-point shot but missed off the backiron as Carolina dropped its fourth-straight game.

HEARTBREAKER AT HOME

> Backs against the wall after an 0-2 SEC start, the Gamecocks came out swinging against No. 2/2 Auburn (Jan. 11) building a 6-point halftime lead, 38-32, thanks to 18 first half points from Collin Murray-Boyles. The Tigers battled back ultimately prevailing 66-63 thanks to a pair of late FTs from freshman guard Tahaad Pettiford. It was a physical defensive chess match down the stretch as Carolina failed to score the final 5:18 and Auburn made just one FG in that stretch, a Dylan Cardwell dunk with 1:43 to go. The back-and-forth affair featured nine lead changes. Carolina out-rebounded the Tigers 37-33 and held a 42-30 edge in points in the paint. Murray-Boyles led all scorers with 25 points and redshirt freshman Arden Conyers had a breakout game with a career-high 13 points (3-for-6 3FGs) in 31 minutes off the bench.

MURRAY-BOYLES SEC POTW

> Star sophomore forward, a preseason All-SEC selection, was tabbed Co-SEC Player of the Week after leading the Gamecocks to a pair of victories the week of Dec. 16. In two wins over #25 Clemson (Dec. 17) and Radford (Dec. 22), he averaged averaged 18.5 points, 8.0 rebounds, 3.5 assists, 3.0 blocks and 1.0 steals per game. The SEC's field goal percentage leader went 14-of-20 (70%) from the floor and a perfect 9-for-9 at the free throw line in the two wins.

DON'T LET THE COCKS GET HOT

> The streaking South Carolina Gamecocks won seven-straight games to conclude non-conference play. The streak started on Nov. 27 with a victory in the third-place game of Ft. Myers Tip-Off against Virginia Tech. During the streak, Carolina posted five double-digit wins with an average margin of victory of 14.0 points per game. Three of the five victories were over ACC foes (vs. VT, at Boston College and vs. #25 Clemson). The Gamecocks averaged 75.0 points per game in the win streak and shot over 50.0 percent from the floor as a team twice.

RIVALRY GAME GRIT

> It was an all-time Palmetto Series matchup as the Gamecocks edged No. 25 Clemson, 91-88 in overtime Tuesday night at Colonial Life Arena. The raucous crowd was treated to high-level basketball from start to finish as Lamont Paris improved to 2-1 as head coach at South Carolina in the team's three games against its bitter rivals from The Upstate. Collin Murray-Boyles shined with 22 points (15 in the 2nd half and OT), nine rebounds, four assists, two blocks and a steal. The Columbia native played his final 14 minutes and 19 seconds with four fouls before fouling out with 50 seconds to go in OT. Myles Stute finally had his breakout game with 19 points, five rebounds, two assists and a block. He went 5-for-7 from 3. The Gamecocks shot a sizzling 65.5% (19-of-29) in the 2nd half and overtime, including 72.7% (16-of-22) in the 2nd half alone.

BOUNCE BACK AT THE BEACH

> South Carolina bounced back from a tough loss to No. 22/22 Xavier (Nov. 25) in the semifinals of the Ft. Myers Tip-Off with a hard-fought win over ACC foe Virginia Tech in its final game of the holiday MTE on Nov. 27. The Gamecocks led for nearly the entire game as Collin Murray-Boyles had 16 points, eight rebounds, three steals and two blocks. Zachary Davis and Morris Ugusuk each had 12 points off the bench as Carolina got a season-high 32 points from its reserves. The team made 11 3s with six different players making a shot from behind the arc.

GETTING HOT FROM DISTANCE

> The Gamecocks finally struck gold from behind the arc in a 84-72 win over Mercer on Nov. 21. Carolina was hit a season-high 12 3s and was 44.4% (12-of-27) from behind the arc. Jamarii Thomas had 19 points and was 4-of-5 from distance. Zachary Davis hit a pair of 3s as he scored a career-high 18 points off the bench. Collin Murray-Boyles also hit two 3s, his first long balls in 33 games played in Garnet & Black the last two seasons.

KEY STAT

Lamont Paris' teams are 44-4 (.917) when scoring 80 or more points dating back to his first season as head coach at Chattanooga (2017-18). He's 12-0 at Carolina (5-0 in 24-25) when his team scores 80 or more.

FABULOUS FRONTCOURT

> South Carolina held a 38-20 points in the paint edge in an 80-54 rout of Towson on its home floor on Nov. 12. Preseason All-SEC selection Collin Murray-Boyles had 27 points and nine rebounds and Alabama grad transfer Nick Pringle had his first game in double-figures at Carolina with 15 points and nine rebounds. The duo scored 43 points and was a combined 15-of-20 (75.0%) from the floor. The Gamecocks shot 50.0 percent (26-of-52) overall as a team in the gameto improve to 8-0 under head coach Lamont Paris the last two seasons when shooting above 50.0 percent as a team.

MR. WRIGHT SCORES CAREER-HIGH

> Senior guard Jacobi Wright had the best game of his four-year Gamecock tenure, scoring a career-high 20 points in helping the team to a 86-64 win over SC State (Nov. 8). He went 4-of-7 from downtown. Sophomore forward Collin Murray-Boyles had his third career double-double (first of the 2024-25 season) with 19 points and a career-high 16 rebounds. He was 7-of-8 from the floor.

MURRAY-BOYLES PRESEASON ALL-SEC

> Rising sophomore Collin Murray-Boyles was tabbed a Third Team Preseason All-SEC selection by both the media and the league's head coaches. He's the first Gamecock to earn preseason All-SEC recognition since AJ Lawson in 2020-21 when he was selected to the second team. Murray-Boyles is coming off a solid freshman campaign in which he saw action in 28 games, starting the final 19 for the Gamecocks. He averaged 10.4 points, 5.7 rebounds (led team), 1.8 assists, 1.0 blocks and 1.0 steals per game en route to earning SEC All-Freshman honors. He shined down the stretch in league play a season ago, highlighted by a 31-point outing in a double-digit win over Vanderbilt (2/10/24) and a 24-point performance against Arkansas (3/14/24) in the second of round of the SEC Tournament that helped Carolina to its first win in the conference tournament since 2018. He shot 59.7 percent (117-196) from the floor to lead the team and also had a team-high 21 dunks. Murray-Boyles scored in double-figures in 10 of the team's final 13 games last season.

ORDER ON THE COURT

> The Honorable L. Casey Manning enters his 32nd season as an analyst for men's basketball games on the Gamecock Radio Network. He joined the broadcast team for the 1993-94 season and worked alongside legendary South Carolina play-by-play man Bob Fulton. Manning has worked alongside current play-by-play man Derek Scott since 2016-17. The Gamecocks advanced to the school's first ever Final Four their first year working together. Manning, a Dillon, S.C. native, played for the Gamecocks from 1970-73 and made history as the first African-American scholarship player in program history. He graduated from the South Carolina School of Law in 1977 and has served as Circuit Court Judge for the Fifth Judicial Court since 1994. Manning retired on Dec. 31, 2022.

> On Dec. 8, 2022, at a retirement function at the USC Alumni Center, Manning received the Order of the Plametto from Gov. Henry McMaster, the

highest civilian honor granted in the state of South Carolina.

> Two streets were also named after him, one in downtown Columbia near the courthouse he worked in and the other in his hometown of Dillon, S.C.

> On May 7, 2022, Manning received an honorary doctor of laws degree from the Board of Trustees at commencement. It is the highest degree you can receive from the university.

> He joins Dave Kellum (35th season as Ole Miss ppx) as the only members of the 30-year club on radio broadcast in the SEC.

20-POINT GAME TRACKER SINCE 05-06

- T1. Devan Downey - 19 (2009-10)
- T1. Sindarius Thornwell - 19 (2016-17)
- T3. Devan Downey - 15 (2008-09)
- T3. Devan Downey - 15 (2007-08)
- 5. Tre' Kelley - 13 (2006-07)
- 6. Tarence Kinsey - 12 (2005-06)
- T7. Collin Murray-Boyles - 11 (2024-25)**
- T7. Gregory "GG" Jackson II - 11 (2022-23)
- T9. AJ Lawson - 10 (2020-21)
- T9. Meechie Johnson - 10 (2023-24)
- T11. Chris Silva - 9 (2018-19)
- T11. PJ Dozier - 9 (2016-17)



Preseason All-SEC selection Collin Murray-Boyles, the team's leading scorer and rebounder, went 10-for-10 on FGs in the team's win over ECU (Dec. 7). He became just the third player in program history with 10 or more made FGs and no misses in a game, joining Kenny Holmes (11-for-11 vs. Manhattan on Jan. 15, 1981) and Troy McKoy (11-for-11 at Georgia on March 3, 1993). He is ONE of just 13 players in the country this season to have a game with 10 or more made FGs and no misses. He is just ONE of NINE players in the SEC to accomplish the feat since the 2005-06 season.

MOST GAMES WITH 10+ FGs SINCE 05-06

- 1. Devan Downey - 9 (2009-10)
- 2. Devan Downey - 6 (2008-09)
- T3. Collin Murray-Boyles - 5 (2024-25)**
- T3. Devan Downey - 5 (2007-08)
- 5. Tre' Kelley - 3 (2006-07)

BY THE NUMBERS

28.8% - The Carolina defense held Arkansas to just **28.8%** (15-of-52) from the field in a 72-53 win on March 1, the lowest opponent FG-percentage in the Lamont Paris era at SC. The Gamecocks held Arkansas to just 14 points in the 1st half. With the win, Paris is improved to 3-0 at Carolina against John Calipari, the winningest coach in men's college basketball.

29.6% - The Gamecocks held Towson to **29.6%** (16-of-54) in an 80-54 win on Nov. 12. The last time the Gamecocks held a team below 30.0% shooting prior to that was Texas A&M on Feb. 8, 2020. The Aggies shot just 27.3% (15-of-55) in the game.

7-0 - Carolina is **7-0** this season when holding its opponents below 40.0% shooting from the floor.

58.9% - Collin-Murray Boyles is first in the SEC (22nd nationally) in field goal percentage (min. 5 FGM per game) at **58.9%**.

3rd - Murray-Boyles has a team-leading and career-best 8 double-doubles on the season, which pits him **T-3rd** in the SEC with Texas' Arthur Kaluma. His 8 double-doubles are the most in a season by a Gamecock since Chris Silva had 12 in 2018.

3 - Murray-Boyles had **3-straight** double-doubles at Boston College, vs. East Carolina and vs. USC Upstate from Dec. 3 to Dec. 14. He's the first player since Keyshawn Bryant in 2019-20 to accomplish the feat. Murray-Boyles, Bryant, Michael Carrera (2x) and Chris Silva (2x) are the only players for Carolina since 2001-02 to have double-double streaks of three or more games.

3rd - Graduate forward Nick Pringle is **3rd** in the nation in free throw rate (84.0%) via KenPom. He has 26 more shot attempts (163) than free throw attempts (137) on the season.

9th - As a team via KenPom, the Gamecocks are **9th** nationally (2nd in SEC behind ONLY Mizzou who is #2 in the the nation) in FT rate at 43.9%.

4th & 5th - The Gamecocks rank **4th** in the SEC in free throw attempts (23.7 - 17th nationally) and **5th** in free throws made (16.9 - 24th nationally), per game.

34 - The team made **34** free throws in an 84-69 win over Texas on Feb. 22, the most in the Lamont Paris era at Carolina. The last time the Gamecocks hit 30 or more free throws in a game was 35 made foul shots in the four OT thriller against Alabama on Feb. 7, 2017.

25-of-27 - Carolina went **25-of-27** (92.6%) at the free throw line in its rout of Radford on Dec. 22. The 25 made free throws were the second-most in the Paris era at SC (third-most also this season with 24 against #25 Clemson). The Gamecocks are one of just 20 teams in the nation (only team in the SEC) to make 25 or more FTs in a game this season while shooting above 90.0% at the foul line.

40-9 - The Gamecocks are **40-9** (10-3 this season) in three seasons under Lamont Paris when holding teams below 70 points (.816 win percentage).

4-2 - The Gamecocks are **4-2** this season when making 10 or more 3s in a game.

5-2 - The Gamecocks are **5-2** this season when having less TOs than their opponents (only losses #19/23 Ole Miss on Feb. 12 & vs. UGA on March 4).

1-14 - Carolina is **1-14** this season when the team scores 69 points or less.

5-0 - Carolina is **5-0** this season when the team scores 80 or more points.

1-10 - The Gamecocks are **1-10** this season when losing the rebounding battle.

6-0 - The team is **6-0** all-time under Paris (2-0 this season) when the team shoots 50.0 percent or higher from behind the arc.

5-0 - The team is **5-0** all-time under Paris when having 20 or more assists. All five of those wins came in the historic 2023-24 season with a high of 25 helpers in the win at Georgia on Feb. 3, 2024.

7-0 - The Gamecocks are **7-0** under Paris when the team makes 30 or more FGs (2-0 this season).

14-2 - The SEC went **14-2** in the SEC/ACC Challenge on Dec. 3-4. The Gamecocks 22-point win at Boston College was one of 11 double-digit victories by the SEC over the ACC. The team is 2-0 under Lamont Paris in its two challenge games the last two seasons and went a perfect 3-0 this season against ACC foes.

25-5 - The SEC went **25-5** in non-conference games against ranked opponents this season. Carolina defeated #25 Clemson, 91-88, in overtime back on Dec. 17 at Colonial Life Arena.

10 - Paris has been a part of **10** NCAA Tournament teams as a Division I assistant/head coach with his first appearance at South Carolina coming last season.

18 - He has been a part of **18**, 20-win seasons as a college head and assistant coach.

.696 - In his 17 seasons as a collegiate assistant coach, teams associated with Paris were 497-217 (.696) with five conference titles and 12 NCAA Tournament appearances, reaching two Final Fours.

1998 - The team finished the 2023-24 season ranked No. 25 in the final AP Poll, marking the first time the Gamecocks have been ranked in the final top-25 poll since being slotted No. 14 in the final AP Poll of **1998**.

59.7% - Collin-Murray Boyles' field-goal percentage of **59.7%** last season as a freshman was the fourth-highest for a single-season in program history and the highest by a freshman in Gamecock history (min. 30 FGs). He was 117-of-196 from the floor in 28 games played.

274 - The Gamecocks made **274** 3s last season, a new single-season program record.

344 - The team had just **344** turnovers last season, the fourth-fewest all-time for a single season at Carolina.

8-3 - The Gamecocks were **8-3** in true road games during the 2023-24 season. The team won seven SEC games on the road, tying the 1996-97 SEC Champion squad for the most in program history since joining the league in 1991-92.

25 - Carolina held **25** opponents to less than 70 points last season, which T-4th nationally and led the SEC.

8-0 - The Gamecocks were **8-0** in 2023-24 when shooting 50.0% or better from the floor (team is 3-0 this season when shooting 50.0% or greater from the floor).

1997 - The Gamecocks picked up the program's first top-five road win since **1997** on Jan. 30, 2024 last season with a 63-59 victory over No. 5/5 Tennessee. The previous top-five road win was a 72-66 win at No. 3 Kentucky on March 2, 1997. The 59 points scored by Tennessee were a season-low for the Vols. It was also the first home loss of the season for UT, snapping a 13-game home winning streak by the Vols at Thompson-Boling Arena.

ROSTER
BREAKDOWN

Returning Letterwinners (6)

- #1 Jacobi Wright
- #2 Zachary Davis
- #10 Myles Stute
- #15 Morris Ugusuk
- #30 Collin Murray-Boyles
- #31 Benjamin Bosmans-Verdonk

Guards (10)

- #1 Jacobi Wright
- #2 Zachary Davis
- #4 Weston Coggeshall
- #6 Jamarii Thomas

- #10 Myles Stute
- #13 Austin Herro
- #14 Lance Piper
- #15 Morris Ugusuk
- #21 Arden Conyers
- #23 Cam Scott

Forwards (5)

- #0 Jordan Butler
- #5 Nick Pringle
- #30 Collin Murray-Boyles
- #33 Okku Federiko
- #31 Benjamin Bosmans-Verdonk

By Height

- #6 Jamarii Thomas (5-11)
- #4 Weston Coggeshall (6-2)
- #1 Jacobi Wright (6-2)
- #13 Austin Herro (6-3)
- #15 Morris Ugusuk (6-4)
- #4 Lance Piper (6-5)
- #23 Cam Scott (6-6)
- #10 Myles Stute (6-6)
- #12 Zachary Davis (6-7)
- #21 Arden Conyers (6-7)
- #33 Okku Federiko (6-8)
- #30 Collin-Murray Boyles (6-8)
- #31 Benjamin Bosmans-Verdonk (6-9)
- #5 Nick Pringle (6-10)
- #0 Jordan Butler (7-0)

2024-25 SOUTH CAROLINA MEN'S BASKETBALL ROSTER

Alphabetical Roster

No.	Name	Pos.	Ht.	Wt.	Cl.	Exp.	Hometown // Last School
31	Benjamin Bosmans-Verdonk	F	6-9	260	GR	2L	Lommel, Belgium // Illinois
0	Jordan Butler	F	7-0	240	SO	TR	Greenville, S.C. // Missouri
4	Weston Coggeshall	G	6-2	180	FR	HS	Charleston, S.C. // Philip Simmons
21	Arden Conyers	G	6-7	204	FR	HS	Columbia, S.C. // Westwood (Blythewood, S.C.)
12	Zachary Davis	G	6-7	194	SO	1L	Orangeburg, S.C. // Denmark-Olar
33	Okku Federiko	F	6-8	210	FR	HS	Helsinki, Finland // DRIVE Basketball Academy (Finland)
13	Austin Herro	G	6-3	180	FR	RS	Milwaukee, Wisc. // Whitnall (Greenfield, Wisc.)
30	Collin Murray-Boyles	F	6-8	245	SO	1L	Columbia, S.C. // Wasatch Academy (Mt Pleasant, Utah)
14	Lance Piper	G	6-5	180	FR	HS	Holtsville, N.Y. // Phelps School (Malvern, Pa.)
5	Nick Pringle	F	6-10	225	GR	TR	Seabrook, S.C. // Alabama
23	Cam Scott	G	6-6	171	FR	HS	Lexington, S.C. // Lexington
10	Myles Stute	G	6-6	210	SR	1L	Washington, D.C. // Vanderbilt
6	Jamarii Thomas	G	5-11	190	SR	TR	Greensboro, N.C. // Norfolk State
15	Morris Ugusuk	G	6-4	170	SO	1L	Helsinki, Finland // DRIVE Basketball Academy (Finland)
1	Jacobi Wright	G	6-2	190	SR	3L	Fort Mill, S.C. // Legacy Early College (Greenville, S.C.)

Numerical Roster

No.	Name	Pos.	Ht.	Wt.	Cl.	Exp.	Hometown // Last School
0	Jordan Butler	F	7-0	240	SO	TR	Greenville, S.C. // Missouri
1	Jacobi Wright	G	6-2	190	SR	3L	Fort Mill, S.C. // Legacy Early College (Greenville, S.C.)
2	Zachary Davis	G	6-7	200	JR	2L	Orangeburg, S.C. // Denmark-Olar
4	Weston Coggeshall	G	6-2	180	FR	HS	Charleston, S.C. // Philip Simmons
5	Nick Pringle	F	6-10	225	GR	TR	Seabrook, S.C. // Alabama
6	Jamarii Thomas	G	5-11	190	SR	TR	Greensboro, N.C. // Norfolk State
10	Myles Stute	G	6-6	210	SR	1L	Washington, D.C. // Vanderbilt
13	Austin Herro	G	6-3	180	FR	RS	Milwaukee, Wisc. // Whitnall (Greenfield, Wisc.)
14	Lance Piper	G	6-5	180	FR	HS	Holtsville, N.Y. // Phelps School (Malvern, Pa.)
15	Morris Ugusuk	G	6-4	170	SO	1L	Helsinki, Finland // DRIVE Basketball Academy (Finland)
21	Arden Conyers	G	6-7	212	FR	RS	Columbia, S.C. // Westwood (Blythewood, S.C.)
23	Cam Scott	G	6-6	171	FR	HS	Lexington, S.C. // Lexington
30	Collin Murray-Boyles	F	6-8	245	SO	1L	Columbia, S.C. // Wasatch Academy (Mt Pleasant, Utah)
31	Benjamin Bosmans-Verdonk	F	6-9	260	GR	2L	Lommel, Belgium // Illinois
33	Okku Federiko	F	6-8	210	FR	HS	Helsinki, Finland // DRIVE Basketball Academy (Finland)

Head Coach: Lamont Paris (Wooster, '96 ; Indiana State '00)

Assistant Coach: Tanner Bronson (Wisconsin, '08)

Assistant Coach: Eddie Shannon (Florida, '99)

Assistant Coach: Will Bailey (UAB, '97)

Assistant Coach: David McKinley (Ohio, '13)

Special Assistant to the Head Coach: Carey Rich (South Carolina, '95)

Director of Basketball Operations: Colby Arendale (Chattanooga, '18)

Director of Video Services: Roman DiPasquale (Wisconsin, '11)

Strength & Conditioning Coach: Scott Greenawalt (Muskingum College, '98)

Athletic Trainer: Mark Rodger (Buffalo, '01)

Assistant AD/Athletics Communications and Public Relations: Michael DeBates (Iowa State, '14)

Director of Academics: Kaitlyn McCanna-Doty (Texas Lutheran, '11)

Creative Media Producer: Sam Straker (Ohio Northern, '22)

Chief Development Officer/Sport Admin: Tyson Lusk (North Carolina, '09 ; Georgetown, '17)

Special Assistant to the Athletics Director/Sport Admin: Charles Waddell (North Carolina, '75)

TOP RETURNING

Scorer.....Murray-Boyles, 10.4 ppg
Rebounder.....Murray-Boyles, 5.7 rpg
Assist Maker.....Wright, 1.9 apg
FG Shooter * Murray-Boyles, 59.7%
3-Point FG Shooter \$.....Stute, 38.5%
FT Shooter \$Wright, 71.4%
Shot Blocker.....Murray-Boyles, 1.0 bpg
Steal Maker.....Murray-Boyles, 1.0 spg

* at least 75 attempts

\$ at least 20 attempts

PRONUNCIATION GUIDE

- #4 Weston Cogg-eh-SHALL
- #10 Myles STEW-tee
- #15 Morris OO-GUH-sook
- #30 Collin murray-BOY-ulz
- #31 Benjamin BOSE-mans-ver-DONK
- #33 oo-COU fed-a-RICO



HEAD COACH LAMONT PARIS

HEAD COACH | EIGHTH SEASON OVERALL | 136-119 (.533) | THIRD SEASON AT SOUTH CAROLINA | 49-47 (.510)

THE PARIS FILE

COACHING

Experience

28th year

College Head Coach Experience

8th season

Hire Date At Carolina

Thursday, March 24, 2022

PERSONAL

Hometown

Findlay, Ohio

Alma Mater

Wooster, 1996 (Bachelors - Economics)

Indiana State, 2000 (Masters - Rec. & Sport Mgmt.)

COACHING RESUME

College Assistant Coach

Wooster, 1997-98

DePauw, 1998-99

IUP, 2000-04

Akron, 2004-10

Wisconsin, 2010-17

College Head Coach

Chattanooga, 2017-22

South Carolina, 2022-present

Lamont Paris, who has been a part of nine NCAA Division I Tournaments and 18 twenty-win seasons as a college head and assistant coach, was named the University of South Carolina's 33rd head coach by Director of Athletics Ray Tanner on Thursday, March 24, 2022.

Paris, 49, is the first African-American head coach in the history of the Gamecock men's basketball program. The 2024 SEC Coach of the Year enters his third season leading the program in 2024-25.

In year two (2023-24), Paris and his staff helped orchestrate the greatest single-season turnaround in program history as South Carolina went 26-8 and returned to the NCAA Tournament for the first time since 2017. The 26 victories tied the 2016-17 Final Four team for the most single-season wins in program history. Carolina's 15-win improvement was tied for the second-best mark in the nation. The team's 25 regular season wins were a new program record. The Gamecocks went 13-5 in SEC play, good for a T-2nd finish in the league. The 13 SEC wins tied the 1997 SEC title team for the most SEC wins in program history (Carolina joined the league in 1991-92). Paris was named SEC Coach of the Year by the league's coaches and the AP (first coach in program history to be named SEC Coach of the Year by the media). He was one of four finalists for the 2024 Naismith National Coach of the Year and the Ben Jobe Award.

The Gamecocks won seven SEC games on the road in 2023-24, tying the 1996-97 team for the most SEC victories away from home in a single season. Carolina finished the year with a 12-5 record in true road and neutral site games. The Gamecocks were one of just 18 teams in the country with multiple top-10 wins and one of five teams in the nation with a top-five true road win. Carolina had a seven-game SEC win streak, which included beating No. 6/6 Kentucky 79-62 at home on Jan. 23 and No. 5/5 Tennessee, 63-59, in Knoxville on Jan. 30. Per Elias Sports Bureau, it was the first time the Gamecocks had defeated a pair of top-10 teams in a three-game stretch since 1968. Carolina's win over the Vols was the team's first AP Top-Five road victory since defeating No. 3 Kentucky, 72-66, on March 2, 1997. The Gamecocks returned to the top-25 for the first time since 2017 back in Week 14 on Feb. 5 and remained there the last seven weeks of the season. The team finished the year ranked No. 23 in the final USA Today Coaches Poll and No. 25 in the final AP Top-25, marking the first time Carolina was ranked in the final AP poll since 1998. The Gamecocks were ranked as high as No. 11 in both major polls.

Carolina allowed just 66.4 points per game during the regular season in 2023-24, which led the SEC. The Gamecocks held 25 opponents below 70 points, which T-7th best mark in the nation. Carolina was one of just four teams in the SEC to rank in the top-50 of adjusted efficiency on offense and defense via KenPom.

In his first season (2022-23), South Carolina had an overhauled roster with eight new players, including just 14.9 percent of the team's scoring and 18.4 percent of the minutes played returning from the season prior. The Gamecocks defeated Clemson at home, 60-58, for the first time since Dec. 19, 2014. Chico Carter Jr. hit the game-winning bucket with 0.9 seconds remaining. Paris became the first Gamecock head coach since Dave Odom in 2001 to defeat the in-state Tigers in his first season. The conference slate was highlighted by road wins at Kentucky, at Ole Miss and at LSU. The Gamecocks wire-to-wire victory at Rupp Arena on Jan. 10 was the team's first there since 2009 and just the program's third all-time win in Lexington since joining the SEC (1992). Ohio State transfer Meechie Johnson made six 3s and scored a career-high 26 points to lead the Gamecocks. Paris joined Eddie Fogler (1997) and Darrin Horn (2009) as the only Gamecock head coaches all-time to win in the historic building.

Paris came to Carolina after five seasons as the head coach at University of Tennessee at Chattanooga, coaching the Mocs to an 87-72 overall record (.547), including a 65-29 mark his last three seasons.

In his 17 seasons as a collegiate assistant coach prior to becoming head coach at Chattanooga, teams associated with Paris were 497-217 (.696) with five conference titles and 12 NCAA Tournament appearances (Division I and II), reaching two Final Fours.

Paris spent seven seasons as an assistant at Wisconsin from 2010-17 working for Bo Ryan and Greg Gard. The Badgers went to the NCAA Tournament every year with four Sweet 16 appearances and back-to-back trips to the Final Four in 2014 and 2015. Wisconsin played for the National Championship in 2015 after going 36-4 and winning both the Big Ten regular season and tournament titles. The Badgers took down No. 1 overall seed Kentucky in the National Semifinal, ending the Wildcats' previously undefeated season.



PARIS' CAREER RECORD, YEAR-BY-YEAR

SEASON	RECORD	CONFERENCE (FINISH)	POSTSEASON
2017-18 (CHATT)	10-23	3-15 (10th)	-
2018-19 (CHATT)	12-20	7-11 (5th)	-
2019-20 (CHATT)	20-13	10-8 (T-5th)	-
2020-21 (CHATT)	18-7	9-7 (4th)	-
2021-22 (CHATT)	27-8	14-4 (1st)	0-1 ; NCAA First Round
2022-23 (SC)	11-21	4-14 (12th)	-
2023-24 (SC)	26-8	13-5 (T-2nd)	0-1 ; NCAA First Round
2024-25 (SC)	12-18	2-15	-
Totals	136-119 (.533)	62-79 (.440)	0-2 (.000) • 2 NCAAAs

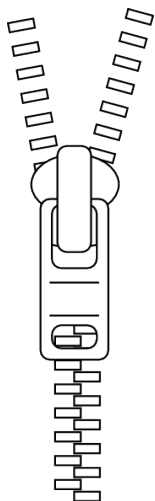
QZ Records in 2024-25 SZN

The quarter-zip has been a featured staple of head coach Lamont Paris' wardrobe since he arrived on campus in late March of 2022. Gamecock fans across the country began to quickly realize through various posts on social media and appearances made by Paris throughout the community how important this article of clothing was to him. His commitment to wearing the 1/4 zip in any and all situations with weather playing zero factor also became very apparent. If it's 95 degrees with 100 percent humidity in the heart of July in famously hot Columbia, the chances of seeing Paris in a 1/4 zip are in the 99th percentile.

The Q-zip, as its affectionally become known by South Carolina fans far and wide, is a popular choice for fall and winter weather. It's versatile and dynamic. It's light and comfortable enough to be worn indoors, but it also is thick and durable enough to layer up when a jacket is too heavy for full comfort. Every quarter-zip is different with different features like zippered pockets for added storage. You have a number of different options to style it by simply just adjusting the zipper height.

A 1/4 zip camera has been added to all home games at CLA in honor of Paris' fashion icon status amongst the Gamecock faithful.

To the right is a breakdown of his record this season in each 1/4 zip he has worn on the sidelines. Zip through it quickly and enjoy.



GAMECOCK SUPERLATIVES UNDER PARIS (FIRST SEASON WAS 2022-23)

Most Field Goals Made

1. 33, George Washington, Dec. 1, 2023
T2. 32, Arkansas, Mar. 14, 2024
T2. 32, Mississippi State, Mar. 9, 2024 (OT game)
4. 31, vs. Virginia Tech, Nov. 10, 2023
T5. 30, #25 Clemson, Dec. 17, 2024
T5. 30, SC State, Nov. 8, 2024
T5. 30, vs. Vanderbilt, Feb. 10, 2024

Most Field Goals Attempted

1. 72, at Vanderbilt, Jan. 5, 2023
2. 71, VMI, Nov. 13, 2023
T3. 68, Winthrop, Dec. 19, 2023
T3. 68, at Georgia, Jan. 28, 2023
5. 67, SC State, Nov. 8, 2024

Highest Field Goal Percent

1. 56.4 percent (31-55), vs. Virginia Tech, Nov. 10, 2023
T2. 54.0 percent (27-50), East Carolina, Dec. 7, 2024
T2. 54.0 percent (27-50), vs. Grand Canyon, Nov. 19, 2023
4. 52.7 percent (29-55), USC Upstate, Nov. 6, 2023
5. 52.5 percent (32-61), Arkansas, March 14, 2024

Lowest Field Goal Percent

1. 25.0 percent (12-48), #8/9 Tennessee, Jan. 7, 2023
2. 28.1 percent (16-57), #12/12 Auburn, Mar. 15, 2024
3. 29.3 percent (17-58), #14/14 Miss. State, Jan. 25, 2025
4. 30.9 percent (17-55), at Alabama, Jan. 9, 2024
5. 31.1 percent (19-61), vs. Colorado State, Nov. 17, 2022

Most 3-Point Field Goals Made

1. 18, George Washington, Dec. 1, 2023
2. 15, at LSU, Feb. 18, 2023
3. 13, at Georgia, Jan. 28, 2023
T4. 12, #13/15 Texas A&M, Feb. 1, 2025
T4. 12, East Carolina, Dec. 7, 2024
T4. 12, Mercer, Nov. 21, 2024
T4. 12, USC Upstate, Nov. 6, 2023

Most 3-Point Field Goals Attempted

1. 35, George Washington, Dec. 1, 2023
T2. 32, vs. Virginia Tech, Nov. 27, 2024
T2. 32, at LSU, Feb. 18, 2023
T4. 31, #13/15 Texas A&M, Feb. 1, 2025
T4. 31, at Georgia, Jan. 28, 2023
T4. 31, at Georgetown, Dec. 3, 2022

Highest 3-Point Field Goal Percentage (min. 10 attempts)

1. 55.0 (11-20), at Kentucky, Jan. 10, 2023
2. 54.5 (12-22), USC Upstate, Nov. 6, 2023
3. 52.6 (10-19), at Boston College, Dec. 3, 2024
4. 52.2 (12-23), East Carolina, Dec. 7, 2024
5. 51.4 (18-35), George Washington, Dec. 1, 2023

Most Free Throws Made

1. 34, Texas, Feb. 22, 2025
2. 25, Radford, Dec. 22, 2024
3. 24, #25 Clemson, Dec. 17, 2024
4. 23, #24/24 Florida, Mar. 2, 2024
T5. 22, #14/14 Miss. State, Jan. 25, 2025
T5. 22, Towson, Nov. 12, 2024
T5. 22, #13/12 Auburn, Feb. 14, 2024
T5. 22, Florida A&M, Dec. 30, 2023

Most Free Throws Attempted

1. 45, Texas, Feb. 22, 2025
T2. 34, #25 Clemson, Dec. 17, 2024
T2. 34, vs. DePaul, Nov. 17, 2023
4. 32, Georgia, Jan. 16, 2024
T5. 31, #24/24 Florida, Mar. 2, 2024
T5. 31, Georgia, March 4, 2023

Highest Free Throw Percentage (min. 10 attempts)

1. 100 percent (12-12), Winthrop, Dec. 19, 2023
2. 94.4 percent (17-18), at LSU, Feb. 18, 2023
3. 93.3 percent (14-15), #8/9 Tennessee, Jan. 7, 2023
4. 92.6 percent (25-27), Radford, Dec. 22, 2024
5. 88.9 percent (16-18), at Missouri, Jan. 13, 2024

Most Offensive Rebounds

T1. 21, #14/14 Miss. State, Jan. 25, 2025
T1. 21, VMI, Nov. 13, 2023
3. 19, Clemson, Nov. 11, 2022
T4. 18, SC State, Nov. 8, 2024
T4. 18, Winthrop, Dec. 19, 2023
T4. 18, Eastern Michigan, Dec. 30, 2022

Most Defensive Rebounds

1. 38, at Vanderbilt, Jan. 5, 2022
2. 35, USC Upstate, Nov. 6, 2023
3. 34, WKU, Dec. 22, 2022
T4. 33, SC State, Nov. 8, 2024
T4. 33, at Florida, Jan. 25, 2023

Most Total Rebounds

T1. 51, SC State, Nov. 8, 2024
T1. 51, WKU, Dec. 22, 2022
3. 50, Clemson, Nov. 11, 2022
4. 46, Eastern Michigan, Dec. 30, 2022
T5. 45, #14/14 Miss. State, Jan. 25, 2025
T5. 45, USC Upstate, Nov. 6, 2023
T5. 45, at Florida, Jan. 25, 2023

Most Personal Fouls

1. 25, at Vanderbilt, Jan. 5, 2022
T2. 24, Georgia, Jan. 16, 2024
T2. 24, vs. Grand Canyon, Nov. 19, 2023
T2. 24, vs. DePaul, Nov. 17, 2023
T5. 23, at #16/16 Indiana, Nov. 16, 2024
T5. 23, #16/17 Auburn, Jan. 21, 2023

Most Points

1. 94, Florida A&M, Dec. 30, 2023
2. 93, Mississippi State, Mar. 9, 2024 (OT game)
3. 91, #25 Clemson, Dec. 17, 2024 (OT game)
4. 89, George Washington, Dec. 1, 2023
5. 86, SC State, Nov. 8, 2024

Fewest Points

1. 42, #8/9 Tennessee, Jan. 7, 2023
2. 45, at #11/13 Tennessee, Feb. 25, 2023
3. 47, at Alabama, Jan. 9, 2024
4. 51, Miss. State, Jan. 31, 2023
T5. 53, Texas A&M, Jan. 14, 2023
T5. 53, vs. Colorado State, Nov. 17, 2022

Most Assists

1. 25, at Georgia, Feb. 3, 2024
2. 22, at Texas A&M, Feb. 28, 2024
T3. 21, Vanderbilt, Feb. 10, 2024
T3. 21, Florida A&M, Dec. 30, 2023
5. 20, at Mississippi State, Mar. 9, 2024

Fewest Turnovers

1. 3, George Washington, Dec. 1, 2023
2. 5, Georgia, March 4, 2025
T3. 6, Charleston Southern, Dec. 16, 2023
T3. 6, Presbyterian, Dec. 11, 2022
5. 7, Vanderbilt, Feb. 10, 2024

Most Turnovers

1. 25, at Vanderbilt, Jan. 15, 2025
T2. 19, #14/14 Miss. State, Jan. 25, 2025
T2. 19, Clemson, Nov. 11, 2022
T4. 18, at LSU, Feb. 18, 2025
T4. 18, Miss. State, Jan. 31, 2023
T4. 18, at Georgia, Jan. 28, 2023
T4. 18, #8/9 Tennessee, Jan. 7, 2023

Most Blocks

T1. 8, UNF, Nov. 4, 2024
T1. 8, Georgia, Jan. 16, 2024
3. 7, vs. Davidson, Nov. 18, 2022
T4. 6, Radford, Dec. 22, 2024
T4. 6, SC State, Nov. 8, 2024
T4. 6, #24/24 Florida, Mar. 2, 2024
T4. 6, Kentucky, Jan. 23, 2024
T4. 6, George Washington, Dec. 1, 2023
T4. 6, Georgia, March 4, 2023

Most Steals

1. 13, #14/14 Miss. State, Jan. 25, 2025
2. 10, #8/9 Tennessee, Jan. 7, 2023
T3. 9, at Georgia, Jan. 28, 2025
T3. 9, vs. ECU, Dec. 17, 2022
T5. 8, at Oklahoma, Jan. 18, 2025
T5. 8, USC Upstate, Dec. 14, 2024
T5. 8, Mercer, Nov. 21, 2024
T5. 8, Towson, Nov. 12, 2024
T5. 8, #24/24 Florida, Mar. 2, 2024
T5. 8, Missouri, Jan. 27, 2024
T5. 8, at Alabama, Jan. 9, 2024
T5. 8, vs. Virginia Tech, Nov. 10, 2023
T5. 8, Miss. State, Jan. 31, 2023

Most Points By Opponent

T1. 101, at #14/16 Missouri, Feb. 25, 2025
T1. 101, #13/12 Auburn, Feb. 14, 2024
3. 94, Texas A&M, Jan. 14, 2023
4. 89, Mississippi State, Mar. 9, 2024 (OT game)
T5. 88, #3/3 Florida, Feb. 15, 2025
T5. 88, #5/5 Alabama, Jan. 8, 2025
T5. 88, #25 Clemson, Dec. 17, 2024 (OT game)

Fewest Points By Opponent

1. 43, Elon, Dec. 22, 2023
2. 48, Radford, Dec. 22, 2024
3. 51, at Boston College, Dec. 3, 2024
T4. 53, Arkansas, March 1, 2025
T4. 53, USC Upstate, Dec. 14, 2024
T4. 53, Notre Dame, Nov. 28, 2023
T4. 53, USC Upstate, Nov. 25, 2022

Most Field Goals Made By Opponent

1. 40, at #14/16 Missouri, Feb. 25, 2025
T2. 36, at #13/12 Auburn, Feb. 14, 2024
T2. 36, at #11/13 Tennessee, Feb. 25, 2023
T4. 35, #5/5 Alabama, Jan. 8, 2025
T4. 35, #8/9 Tennessee, Jan. 7, 2023
T4. 35, Colorado State, Nov. 17, 2022

Fewest Field Goals Made By Opponent

1. 15, Arkansas, March 1, 2025
T2. 16, Towson, Nov. 12, 2024
T2. 16, Elon, Dec. 22, 2023
T2. 16, Winthrop, Dec. 19, 2023
5. 17, Notre Dame, Nov. 28, 2023

Highest Opponent Field Goal Percent

1. 63.5 (40-63), at #14/16 Missouri, Feb. 25, 2025
2. 61.0 (36-59), at #13/12 Auburn, Feb. 14, 2024
3. 60.4 (32-53), at #3/3 Florida, Feb. 15, 2025
4. 59.6 (28-47), vs. Oregon, Mar. 21, 2024
5. 58.3 (35-60), Colorado State, Nov. 17, 2022

Lowest Opponent Field Goal Percent

1. 28.8% (15-52), Arkansas, March 1, 2025
2. 29.6% (16-54), Towson, Nov. 12, 2024
3. 32.0% (16-50), Elon, Dec. 22, 2023
4. 32.7% (17-52), Notre Dame, Nov. 28, 2023
T5. 33.3% (19-57), at Boston College, Dec. 3, 2024
T5. 33.3% (18-54), Ole Miss, Feb. 24, 2024

Most Rebounds By Opponent

T1. 48, Vanderbilt, Feb. 14, 2023
T1. 48, Texas A&M, Jan. 14, 2023
T1. 48, #8/9 Tennessee, Jan. 7, 2023
4. 45, vs. Georgia, Jan. 16, 2024
5. 44, at Vanderbilt, Jan. 5, 2023

Fewest Rebounds By Opponent


T1. 23, Presbyterian, Dec. 30, 2024
T1. 23, vs. Virginia Tech, Nov. 10, 2023
3. 24, Radford, Dec. 22, 2024
T4. 25, at Vanderbilt, Jan. 15, 2025
T4. 25, Georgia, March 4, 2023
T4. 25, Presbyterian, Dec. 11, 2022

Most Turnovers By Opponent

1. 17, #14/14 Miss. State, Jan. 25, 2025
T2. 16, VMI, Nov. 13, 2023
T2. 16, Miss. State, Jan. 31, 2023
T4. 15, USC Upstate, Dec. 14, 2024
T4. 15, at Alabama, Jan. 9, 2024
T4. 15, Elon, Dec. 22, 2023

BOLD happened this season

GAMECOCK BASKETBALL ASSISTANT COACHES & SUPPORT STAFF




> **Tanner Bronson, Assistant Coach (Wisconsin, '08)**

- Served in same capacity at Chattanooga for five seasons (2017-22) under Paris ; third season at South Carolina
- Was assistant at St. Louis (2012-16) prior to joining the Mocs ; team won 103 games in his five seasons there and made three NCAA appearances, winning a game each time
- Went from manager, to walk-on to scholarship player at Wisconsin under Bo Ryan ; was on four NCAA teams (Elite Eight in '05' and Sweet Sixteen in '08')




> **Will Bailey, Assistant Coach (UAB, '97)**

- Third season with the Gamecocks and first under Paris ; was an assistant under Frank Martin from 2020-22 at South Carolina
- Chicago native who most recently worked as assistant at Loyola University Chicago in 2023-24
- Had two different stints under Travis Ford at St. Louis as an assistant coach, first for four seasons from 2016-19 and then for one season in 2022-23 ; was an assistant at La Salle for six seasons and was on staff for the Explorers' 2013 Sweet 16 squad



> **Eddie Shannon, Assistant Coach (Florida, '99)**

- Third season at Carolina ; spent three seasons at Chattanooga (2019-22) under Paris ; also was assistant at Canisius (2017-19)
- Played professionally overseas for 10 seasons with stops in Italy, France, Russia, Sweden, Croatia, Latvia, Greece, Australia, and Cyprus
- Four-year starter at Florida (1995-99), helping usher in the Billy Donovan era in Gainesville ; scored 1,168 career points and left as the career leader in steals (204) ; only player in school history with 200+ steals and he was also second in assists (493)



> **David McKinley, Assistant Coach (Ohio, '13)**

- Third season at Carolina ; was on Paris' staff at Chattanooga for five seasons (2017-22) in variety of roles
- Served as Director of Player Development in first season at Carolina (2022-23) ; was assistant coach for the Mocs for three seasons (2019-22)
- Played collegiately at Ohio University where he was a four-year letterwinner from 2010-13 ; team captain his last two years and member of Bobcat team that won school record 29 games and advanced to the Sweet Sixteen



> **Colby Arendale, Director of Operations (Chattanooga, '18)**

- Third season at Carolina ; served in the same capacity at Chattanooga under Paris for the three seasons (2019-22)
- Was a student manager in 2017-18 and then a graduate manager for the Mocs from 2018-19
- Recently completed his MBA




> **Carey Rich, Special Assistant to the Head Coach (South Carolina, '95)**

- First official hire of the Paris era at South Carolina ; enters his third season with the team
- Served seven years as superintendent with the City of Columbia's Parks and Recreation Department
- Played one season at Western Carolina before returning home to finish his career with the Gamecocks (1993-95) ; scored 784 career points in Garnet & Black and dished out 340 assists in 79 games ; his 4.30 assists per game average is sixth all-time at Carolina




> **Roman DiPasquale, Director of Video Services (Wisconsin, '11)**

- Third season at South Carolina ; was on the Chattanooga staff all five seasons (2017-22) under Paris serving in a variety of roles
- Worked as the video coordinator at Stanford (2014-16)
- Also has stints in the NBA with Portland (2013-14) and Philadelphia (2011-12) ; was a student manager at Wisconsin



> **Scott Greenawalt, Strength & Conditioning Coach (Muskingum College, '98)**

- Enters his 13th season with men's basketball program in 2024-25 ; worked with men's and women's basketball at Kansas State from 2006-12 before coming to South Carolina with head coach Frank Martin
- Was a part of the staff for the best season in school history which culminated with a trip to the 2017 Final Four
- Worked at Cincinnati for eight years prior to his time in Manhattan ; was an all-conference linebacker in in for Muskingum College



Mark Rodger
Athletic Trainer



Dom Campo
Graduate Assistant



Tada Stricklen
Graduate Assistant



Michael DeBates
Assistant AD
Communications & PR



Sam Straker
Creative Media Producer



Jeremy Ford
Sports Dietician



Tyson Lusk
Sport Admin



Charles Waddell
Secondary Sport Admin



COLONIAL LIFE ARENA (TEAM'S THREE SELLOUTS LAST SEASON TIED 15-16 FOR MOST IN CLA HISTORY) HOME OF GAMECOCK BASKETBALL SINCE 2002 • COLONIAL LIFE ARENA RECORD: 254-124 (.672)

FUN FACTS ABOUT COLONIAL LIFE ARENA

- > **16,880** cubic yards of earth moved, which is enough to fill 222 swimming pools
- > **3,848** tons of steel, which would weigh equal to 96,200 quarters, which would equal \$24,050
- > **125** miles of cable, which would stretch between Columbia and Folly Beach
- > **1,872** tons of cooling, which would cool an average of 12 grocery stores
- > **205,384** bricks and **60,137** concrete blocks, which would stretch the entire length of Lake Murray (41 miles)
- > **8,750** gallons of paint, which would paint approximately 115 average Columbia 2-story houses
- > **4,781** square yards of carpet, which would carpet approximately the field at Williams-Brice Stadium
- > **443** people working on building the arena at a given time, which would staff 44 fast food restaurants
- > **1,158,000** man-hours to complete Colonial Life Arena, which would equal two working hours from each person living in the Columbia Metro area



CHRIS SILVA THROWS IN A SILVA SLAM FOR TWO OF HIS 27 POINTS THAT LED THE GAMECOCKS TO VICTORY VS. NO. 18 KENTUCKY, 76-68, ON JAN. 16, 2018. CAROLINA TRAILED BY AS MANY AS 14 POINTS IN THE SECOND HALF.

KEY ARENA DATES/ MEMORABLE MOMENTS

- > **April 2001** - Construction begins
- > **Nov. 24, 2002** - Carolina defeats ETSU, 71-66, in its first contest in the building
- > **Jan. 8, 2003** - The Gamecocks post a 55-49 win in the first SEC contest at the building over Ole Miss.
- > **March 15, 2006** - Carolina defeats Western Kentucky, 74-55, in the first round of the Postseason NIT. The Gamecocks would go on to win their second straight NIT Championship later that month.
- > **Jan. 21, 2009** - Zam Fredrick scores on a last second lay-in to propel the Gamecocks past Florida, 70-69, at the buzzer. Carolina would go on to capture the 2009 SEC Eastern Division Co-Championship.
- > **Jan. 26, 2010** - Led by heralded senior Devan Downey, Carolina posted its first win over a No. 1 ranked opponent (AP poll) in school history when it defeated top-ranked Kentucky, 68-62.
- > **Feb. 7, 2017** - The Gamecocks would battle Alabama into a four-overtime contest, with the Crimson Tide eventually closing the 90-86 win. Senior guard Sindarius Thornwell scored 44 points and pulled down 21 rebounds in the game. Carolina would go on to its first Final Four in program history later that season.
- > **Nov. 15, 2019** - Carolina captures its 200th victory at Colonial Life Arena with a 90-63 win over Cleveland State.

- > **Jan. 23, 2024** - The Gamecocks dominated No. 6/6 Kentucky, 79-62. It was the program's highest margin of victory ever over a top-10 team ever.



DEVAN DOWNEY VS. KENTUCKY, JAN. 26, 2010 - HE SCORED 30 POINTS AS CAROLINA BEAT THE TOP-RANKED WILDCATS, 68-62.



TA'LON COOPER TIED A CAREER-HIGH WITH 20 POINTS IN A 79-62 ROUT OVER NO. 6/6 KENTUCKY ON JAN. 23, 2024. CAROLINA HELD THE NATION'S BEST SCORING OFFENSE TO A SEASON-LOW IN POINTS.

2024-25 GAMECOCK SUPERLATIVES

GAMECOCKS'

24-25 RECORD WHEN ...

At home	10-8
On the road	1-9
At neutral sites	1-1
In overtime	1-1
vs. Top 25 team	1-12
vs. Top 10 team	-
vs. Top 5 team	0-4
Leading at half	9-4
Trailing at half	3-14
Tied at half	-
Shooting 50% or better	3-0
Shooting between 39-49.9%	9-13
Shooting less than 39%	0-5
Opp. shooting 50% or better	0-8
Opp. shooting between 40-49.9%	5-10
Opp. shooting less than 40%	7-0
Shooting better than opp.	11-3
Shooting worse than/equal to opp.	1-15
Starters out-score opp. starter	10-6
Opp. starters score/equal more	2-12
Bench out-scores opp. bench	7-4
Opp. bench scores/equals more	5-14
Having more FTs than opp.	10-13
Having equal/less FTs than opp.	2-5
Have more TOs than opp.	7-15
Having equal/less TOs than opp.	5-3
Having more rebounds than opp.	11-8
Having equal/less rebounds than opp.	1-10
Making 6 or more 3FGs	9-7
Having 15 or more assists	7-3
Score more points in paint than opp.	7-4
Scoring equal/less points in paint than opp.	5-14
Scoring more points off TOs than opp.	8-3
Scoring equal/less points off TOs than opp.	4-15
Scoring more 2nd-chance points than opp.	9-8
Scoring equal/less 2nd-chance points than opp.	3-10
Scoring more fast break points than opp.	3-3
Scoring equal/less fast break points than opp.	9-15
Wearing White uniforms	10-8
Wearing Garnet uniforms	0-4
Wearing Black uniforms	2-6
Wearing Throwback White uniforms	3-4
Playing on live TV/live broadcast	12-18
Playing in November	4-3
Playing in December	6-0
Playing in January	0-8
Playing in February	1-6
Playing in March	1-1
Playing a day-game	5-6
Playing a night-game	7-12
Playing on a Monday	1-2
Playing on a Tuesday	3-4
Playing on a Wednesday	1-4
Playing on a Thursday	1-0
Playing on a Friday	1-0
Playing on a Saturday	4-9
Playing on a Sunday	1-0
Scoring margin is 5 points or less	1-7
Margin is between 6-10	3-2
Margin is between 11-20	4-5
Margin is more than 20	4-4
Scoring 59 points or less	0-2
Scoring 60-69 points	1-12
Scoring 70-79 points	6-4
Scoring 80-89 points	4-0
Scoring 90-99 points	1-0
Scoring 100+ points	-

MISCELLANEOUS

Current streak	L1
Home court streak	L1
Away streak	L8
Neutral court streak	W1

Scoring Leaders	'24-25	Career
Collin Murray-Boyles	15	20
Myles Stute		2*
Jamarii Thomas	6	6*
Morris Ugusuk	3	3
Zachary Davis	2	3
Jacobi Wright	3	3
Nick Pringle	1	1*

Rebounding Leaders	'24-25	Career
Collin Murray-Boyles	18	29
Nick Pringle	10	10*
Zachary Davis	4	7
Myles Stute		3*
Benjamin Bosmans-Verdonk		2*
Jacobi Wright	2	2
Jamarii Thomas	1	1*

Assists Leaders	'24-25	Career
Jacobi Wright	8	30
Collin Murray-Boyles	10	13
Jamarii Thomas	13	13*
Zachary Davis	7	12
Benjamin Bosmans-Verdonk		3*
Morris Ugusuk	1	3
Nick Pringle	1	1*
Myles Stute		1*

Blocks Leaders	'24-25	Career
Collin Murray-Boyles	19	29
Zachary Davis	1	9
Benjamin Bosmans-Verdonk	1	8*
Nick Pringle	6	6*
Morris Ugusuk	1	4
Jacobi Wright	2	4
Jordan Butler	4	4*
Myles Stute	2	2*
Jamarii Thomas	1	1*

Steals Leaders	'24-25	Career
Collin Murray-Boyles	14	26
Zachary Davis	10	28
Jacobi Wright	3	15
Jamarii Thomas	10	10*
Myles Stute	3	7*
Morris Ugusuk	2	4
Benjamin Bosmans-Verdonk		4*
Nick Pringle	3*	3*
Arden Conyers	2	2
Jordan Butler	2	2*

Double-Figure Scoring	'24-25	Career
Jamarii Thomas	19	61
Myles Stute	2	45
Collin Murray-Boyles	27	40
Nick Pringle	13	32
Jacobi Wright	10	29
Zachary Davis	10	17
Morris Ugusuk	6	8
Arden Conyers	4	4
Jordan Butler		1
Benjamin Bosmans-Verdonk		1

20+ points	'24-25	Career
Jamarii Thomas	2	13
Collin Murray-Boyles	11	13
Myles Stute		5
Zachary Davis	2	2
Jacobi Wright	2	2
Morris Ugusuk	1	1

30+ points	'24-25	Career
Collin Murray-Boyles	1	2
Jamarii Thomas		1

Double-Figure Rebounding	'24-25	Career
Collin Murray-Boyles	9	12
Nick Pringle	4	11
Zachary Davis	2	2
Jacobi Wright	1	1
Myles Stute		1

Miscellaneous

Largest Halftime Lead
SC 18, Texas (2/22/25) & Arkansas (3/1/25)
Opp 25, at #17/16 Miss. St., Jan. 4, 2025
Smallest Halftime Lead
SC 4, Mercer, Nov. 21, 2024
Opp 4, at OU, 1/8/25 & at #3/3 Florida 2/15/25
Fewest Points In First Half
SC 18, at #17/16 Miss. St., Jan. 4, 2025
Opp 14, Arkansas, March 1, 2025
Most Points In First Half
SC 43, Towson, Nov. 12, 2024
Opp 45, #5/5 Alabama, Jan. 8, 2025
Fewest Points In Second Half
SC 23, #2/2 Auburn, Jan. 11, 2025
Opp 12, Radford, Dec. 22, 2024
Most Points In Second Half
SC 48, Mercer, Nov. 21, 2024
& ECU, Dec. 7, 2024
Opp 54, #25/RV Clemson, Dec. 17, 2024
Most Points in Overtime
SC 11, #25/RV Clemson, Dec. 17, 2024
Opp 10, #14/14 Miss. St., Jan. 25, 2025
Largest Margin of Victory
SC 26, Towson (11/12) & Radford (12/22), Nov. 12, 2024
Opp 35, at #17/16 Miss. St., Jan. 4, 2025
Smallest Margin of Victory
SC 3, #25/RV Clemson, Dec. 17, 2024
Opp 1, #5/5 Florida, Jan. 22, 2025

5+ assists	'24-25	Career
Jamarii Thomas	6	22
Jacobi Wright	4	6
Collin Murray-Boyles	4	6
Zachary Davis	1	1
Morris Ugusuk		1
Benjamin Bosmans-Verdonk		1

3+ steals	'24-25	Career
Jamarii Thomas	3	19
Collin Murray-Boyles	5	9
Zachary Davis	4	7
Myles Stute		2
Morris Ugusuk	1	1

2+ blocks	'24-25	Career
Collin Murray-Boyles	15	22
Nick Pringle	3	12
Jordan Butler	2	11
Myles Stute	1	2
Zachary Davis		1

Double-Doubles	'24-25	Career
Collin Murray-Boyles	8	10
Nick Pringle	2	8
Myles Stute		1

Dunks	'24-25	Career
Collin Murray-Boyles	26	47
Nick Pringle	30	30*
Zachary Davis	11	25
Benjamin-Bosmans Verdonk	1	5*
Jamarii Thomas	4	4*
Cam Scott	4	4
Myles Stute		2*
Morris Ugusuk		1

- tied for team lead also included

- * indicates at Carolina ONLY

2024-25 GAME-BY-GAME

	Date	Result	FG-A	Pct	3FG-A	Pct	FT-A	Pct	O-D-Total	PF	Pts	A	TO	Blk	Stl	Min	Half
North Florida at South Carolina	11/4/24	L, 71-74	29-69	42.0%	10-29	34.5%	6-13	46.2%	15-28-43	20	74	10	9	4	6	200	31
SC State at South Carolina	11/8/24	W, 86-64	26-56	46.4%	5-16	31.3%	14-25	56.0%	9-28-37	14	71	15	10	8	5	200	36
Towson at South Carolina	11/12/24	W, 80-54	24-67	35.8%	3-16	18.8%	13-24	54.2%	16-20-36	23	64	13	10	5	12	200	25
South Carolina at #16/16 Indiana	11/16/24	L, 71-87	30-64	46.9%	8-27	29.6%	18-25	72.0%	18-33-51	18	86	17	13	6	5	200	41
Mercer at South Carolina	11/21/24	W, 84-72	16-54	29.6%	5-25	20.0%	17-29	58.6%	15-16-31	26	54	5	14	3	11	200	26
& - South Carolina vs. #22/22 Xavier	11/25/24	L, 66-75	26-52	50.0%	6-21	28.6%	22-30	73.3%	10-29-39	21	80	18	15	1	8	200	43
& - South Carolina vs. Virginia Tech	11/27/24	W, 70-60	24-63	38.1%	8-29	27.6%	15-23	65.2%	13-21-34	23	71	12	12	1	4	200	32
^ - South Carolina at Boston College	12/3/24	W, 73-51	26-51	51.0%	8-17	47.1%	27-33	81.8%	7-27-34	21	87	12	11	7	7	200	43
East Carolina at South Carolina	12/7/24	W, 75-68	26-57	45.6%	12-26	46.2%	8-9	88.9%	6-24-30	24	72	16	12	2	7	200	32
USC Upstate at South Carolina	12/14/24	W, 73-53	27-55	49.1%	12-27	44.4%	18-29	62.1%	8-25-33	12	84	13	9	2	8	200	36
#25/RV Clemson at South Carolina	12/17/24	W, 91-88 (OT)	23-54	42.6%	4-17	23.5%	16-20	80.0%	4-27-31	18	66	8	12	4	4	200	34
Radford at South Carolina	12/22/24	W, 74-48	28-63	44.4%	4-18	22.2%	15-21	71.4%	12-29-41	15	75	10	10	4	8	200	29
Presbyterian at South Carolina	12/30/24	W, 69-59	23-52	44.2%	11-32	34.4%	13-21	61.9%	9-28-37	12	70	13	10	3	2	200	33
*South Carolina at #17/16 Miss. State	1/4/25	L, 50-85	23-59	39.0%	8-18	44.4%	6-9	66.7%	9-26-35	20	60	10	9	2	5	200	25
*#5/5 Alabama at South Carolina	1/8/25	L, 68-88	23-50	46.0%	10-19	52.6%	17-25	68.0%	6-31-37	18	73	16	10	1	3	200	36
*#2/2 Auburn at South Carolina	1/11/25	L, 63-66	19-57	33.3%	2-16	12.5%	11-18	61.1%	11-24-35	21	51	11	11	5	4	200	19
*South Carolina at Vanderbilt	1/15/25	L, 63-66	27-55	49.1%	4-14	28.6%	10-14	71.4%	9-18-27	15	68	9	6	3	7	200	32
*South Carolina at Oklahoma	1/18/25	L, 62-82	27-50	54.0%	12-23	52.2%	9-17	52.9%	8-22-30	12	75	19	10	1	3	200	27
*#5/6 Florida at South Carolina	1/22/25	L, 69-70	23-61	37.7%	1-10	10.0%	6-11	54.5%	13-25-38	19	53	8	15	4	8	200	28
*#14/14 Miss. State at South Carolina	1/25/25	L, 60-65 (OT)	25-59	42.4%	5-19	26.3%	18-25	72.0%	11-29-40	10	73	14	8	5	8	200	35
*South Carolina at Georgia	1/28/25	L, 60-71	30-64	46.9%	9-21	42.9%	19-21	90.5%	8-20-28	23	88	13	10	2	4	205	26
*#13/15 Texas A&M at South Carolina	2/1/25	L, 72-76	30-58	51.7%	7-17	41.2%	24-34	70.6%	11-24-35	21	91	16	12	4	4	205	34
*South Carolina at #14/14 Kentucky	2/8/25	L, 57-80	19-55	34.5%	2-12	16.7%	8-13	61.5%	6-18-24	21	48	19	8	3	7	200	36
*#19/23 Ole Miss at South Carolina	2/12/25	L, 68-72	20-51	39.2%	9-30	30.0%	25-27	92.6%	11-31-42	13	74	12	12	6	3	200	30
*South Carolina at #3/3 Florida	2/15/25	L, 67-88	21-44	47.7%	5-10	50.0%	12-16	75.0%	5-18-23	25	59	8	13	3	7	200	32
*South Carolina at LSU	2/18/25	L, 67-81	22-48	45.8%	5-13	38.5%	20-30	66.7%	14-19-33	14	69	15	12	5	7	200	24
*Texas at South Carolina	2/22/25	W, 84-69	16-55	29.1%	2-19	10.5%	16-23	69.6%	11-21-32	11	50	10	14	1	5	200	18
*Arkansas at South Carolina	3/1/25	W, 72-53	35-62	56.5%	8-25	32.0%	7-9	77.8%	8-32-40	18	85	18	10	10	10	200	43
*Georgia at South Carolina	3/4/25	L, 64-73	35-64	54.7%	8-19	42.1%	10-20	50.0%	11-25-36	20	88	21	11	5	10	200	45
#4/4 Tennessee	3/8/25		23-54	42.6%	3-14	21.4%	19-25	76.0%	7-26-33	21	68	8	15	5	6	200	28
			26-57	45.6%	8-21	38.1%	6-12	50.0%	11-22-33	15	66	12	6	8	3	200	34
			25-61	41.0%	4-16	25.0%	9-16	56.3%	15-22-37	15	63	11	9	1	4	200	40
			19-45	42.2%	7-16	43.8%	18-23	78.3%	10-27-37	18	63	10	25	2	7	200	26
			23-56	41.1%	4-21	19.0%	16-21	76.2%	8-17-25	18	66	12	12	5	15	200	33
			21-51	41.2%	9-24	37.5%	11-21	52.4%	9-18-27	17	62	13	16	0	8	200	30
			28-50	56.0%	8-17	47.1%	18-21	85.7%	5-28-33	17	82	19	12	4	8	200	34
			28-66	42.4%	8-24	33.3%	6-9	66.7%	15-16-31	9	70	13	10	4	14	200	29
			28-57	49.1%	9-26	34.6%	4-8	50.0%	13-23-36	12	69	18	16	3	6	200	36
			23-55	41.8%	6-26	23.1%	13-18	72.2%	9-21-30	23	65	15	17	7	10	205	28
			17-58	29.3%	4-20	20.0%	22-29	75.9%	21-24-45	18	60	8	19	3	13	205	20
			21-51	41.2%	4-17	23.5%	14-18	77.8%	11-18-29	18	60	13	17	3	9	200	21
			26-51	51.0%	7-15	46.7%	12-15	80.0%	7-21-28	14	71	12	12	6	8	200	35
			22-49	44.9%	11-23	47.8%	21-30	70.0%	9-23-32	11	76	9	10	2	6	200	44
			25-56	44.6%	12-31	38.7%	10-12	83.3%	8-21-29	20	72	19	12	4	7	200	36
			19-58	32.8%	4-22	18.2%	15-23	65.2%	9-26-35	14	57	7	9	2	4	200	19
			30-62	48.4%	8-23	34.8%	12-13	92.3%	7-34-41	20	80	19	9	4	4	200	33
			25-55	45.5%	8-13	61.5%	14-17	82.4%	6-21-27	21	72	10	8	5	5	200	42
			22-50	44.0%	4-14	28.6%	20-32	62.5%	10-25-35	17	68	8	8	4	5	200	32
			22-50	44.0%	4-12	33.3%	19-23	82.6%	6-18-24	11	67	7	13	2	7	200	33
			32-53	60.4%	14-28	50.0%	10-12	83.3%	4-24-28	18	88	24	11	5	11	200	37
			24-51	47.4%	7-19	36.8%	12-15	80.0%	9-23-32	11	67	14	18	3	5	200	27
			31-62	50.0%	13-30	43.3%	6-7	85.7%	8-20-28	15	81	19	10	5	12	200	41
			23-57	40.4%	5-16	31.3%	18-27	66.7%	11-24-35	29	69	11	12	7	4	200	22
			22-51	43.1%	6-18	33.3%	34-45	75.6%	7-28-35	22	84	12	8	5	5	200	40
			24-55	43.6%	2-23	8.7%	21-25	84.0%	12-17-29	13	71	8	15	2	2	200	37
			40-63	63.5%	11-19	57.9%	10-12	83.3%	7-20-27	20	101	21	7	2	11	200	52
			15-52	28.8%	3-22	13.6%	20-27	74.1%	10-22-32	17	53	8	13	5	8	200	14
			25-53	47.2%	5-14	35.7%	17-21	81.0%	5-30-35	19	72	16	12	1	7	200	32
			26-54	48.1%	5-18	27.8%	16-20	80.0%	8-29-37	18	73	7	8	7	3	200	40
			19-51	37.3%	10-23	43.5%	16-21	76.2%	5-18-23	17	64	12	5	1	3	200	29

BOLD - home game | **&** - Fort Myers Tip-Off (Fort Myers, Fla.) | **^** - SEC/ACC Challenge (Chestnut Hill, Mass.) | ***** - indicates SEC contest




2024-25 SOUTH CAROLINA BASKETBALL


OVERALL: 12-18 // SEC: 2-15 // HOME: 10-8 // AWAY: 1-9 // NEUTRAL: 1-1

DATE	OPP.	W/L	SCORE	RECORD (SEC)	POINTS	REBOUNDS	ASSISTS	BLOCKS	STEALS	ATTENDANCE
11/4/24	North Florida	L	74-71	0-1	CMB (15)	Pringle (9)	Wright (6)	CMB (4)	CMB/Thomas (2)	12,388
11/8/24	SC State	W	86-64	1-1	Wright (20)	CMB (16)	CMB/Davis (4)	Stute (3)	Thomas (2)	12,205
11/12/24	Towson	W	80-54	2-1	CMB (27)	CMB/Pringle (9)	Thomas (5)	Pringle (1)	Thomas (2)	11,577
11/16/24	at #16/16 Indiana	L	71-87	2-2	Ugusuk (18)	Pringle (11)	Thomas (4)	Pringle (1)	Stute (2)	17,222
11/21/24	Mercer	W	84-72	3-2	Thomas (19)	CMB (9)	Wright (5)	Pringle/Wright (1)	Thomas (3)	11,054
11/25/24	#22/22 Xavier - &	L	66-75	3-3	CMB (13)	CMB/Thomas (6)	Three tied (2)	CMB (3)	CMB/Davis (2)	3,500
11/27/24	Virginia Tech- &	W	70-60	4-3	CMB (16)	CMB (8)	Davis (3)	CMB (2)	CMB (3)	3,500
12/3/24	at Boston College - ^	W	73-51	5-3	CMB (16)	CMB (14)	Thomas (5)	Stute (1)	Three tied (1)	4,607
12/7/24	East Carolina	W	75-68	6-3	Thomas (22)	CMB/Pringle (10)	Thomas (7)	CMB (1)	Stute (1)	10,997
12/14/24	USC Upstate	W	73-53	7-3	Pringle (19)	CMB (11)	Wright (6)	CMB/Pringle (2)	CMB (3)	11,092
12/17/24	#25/RV Clemson	W	91-88 (OT)	8-3	CMB (22)	CMB (9)	CMB (4)	CMB (2)	Thomas (3)	12,780
12/22/24	Radford	W	74-48	9-3	Thomas (18)	Pringle (8)	Pringle (4)	CMB (4)	Three tied (1)	10,831
12/30/24	Presbyterian	W	69-59	10-3	CMB (22)	CMB (9)	Thomas (6)	Pringle (2)	Davis (3)	10,525
1/4/25	at #17/16 Miss. St.*	L	50-85	10-4 (0-1)	Davis (22)	CMB (10)	Thomas (6)	CMB (1)	Thomas (2)	8,075
1/8/25	#5/5 Alabama*	L	68-88	10-5 (0-2)	Wright (20)	CMB (8)	CMB (3)	Five tied (1)	CMB/Wright (2)	11,115
1/11/25	#2/2 Auburn*	L	63-66	10-6 (0-3)	CMB (25)	Pringle (10)	Wright (4)	BBV (1)	Four tied (1)	13,390
1/15/25	at Vanderbilt*	L	63-66	10-7 (0-4)	Ugusuk (20)	Wright (10)	Three tied (2)	CMB (2)	Ugusuk (3)	6,443
1/18/25	at Oklahoma*	L	62-82	10-8 (0-5)	Ugusuk (15)	CMB (10)	Wright (5)	none	CMB (5)	7,264
1/22/25	#5/6 Florida*	L	69-70	10-9 (0-6)	Davis (22)	Pringle (7)	CMB (8)	CMB (3)	Davis (3)	14,930
1/25/25	#14/14 Miss. St.*	L	60-65 (OT)	10-10 (0-7)	Thomas (19)	CMB/Pringle (12)	Davis/Thomas (2)	CMB (2)	Three tied (4)	13,203
1/28/25	at Georgia*	L	60-71	10-11 (0-8)	Thomas (19)	Pringle (6)	CMB (5)	CMB (2)	Three tied (2)	7,062
2/1/25	#13/15 Texas A&M*	L	72-76	10-12 (0-9)	CMB (22)	CMB (7)	CMB (6)	CMB/Butler (2)	CMB/Thomas (2)	12,856
2/8/25	at #14/14 Kentucky*	L	57-80	10-13 (0-10)	CMB (14)	Pringle (9)	Thomas (2)	CMB/Pringle (1)	Pringle (2)	20,003
2/12/25	#19/23 Ole Miss*	L	68-72	10-14 (0-11)	CMB (20)	Davis (10)	CMB (3)	CMB (3)	Davis (3)	10,974
2/15/25	at #3/3 Florida*	L	67-88	10-15 (0-12)	Wright (13)	Davis/Wright (4)	Thomas (4)	CMB (2)	Three tied (2)	10,853
2/18/25	at LSU*	L	67-81	10-16 (0-13)	Thomas (23)	CMB (10)	Three tied (3)	CMB (2)	Davis (2)	7,403
2/22/25	Texas*	W	84-69	11-16 (1-13)	CMB (22)	CMB (10)	Three tied (3)	CMB (3)	Davis/Wright (2)	11,369
2/25/25	at #14/16 Mizzou*	L	71-101	11-17 (1-14)	CMB (27)	CMB (7)	Thomas (4)	Butler (2)	Butler (2)	12,595
3/1/25	Arkansas*	W	72-53	12-17 (2-14)	CMB (35)	Davis (10)	Davis (5)	Butler (1)	CMB (4)	11,754
3/4/25	Georgia*	L	64-73	12-18 (2-15)	CMB (24)	Davis (7)	CMB (5)	CMB (1)	Davis (2)	11,633
3/8/25	at #4/4 Tennessee*									


& - Fort Myers Tip-Off (Fort Myers, Fla.) | ^ - SEC/ACC Challenge (Chestnut, Hill, Mass.) | * - indicates SEC contest
home games in bold




71




74




74




74




74




74




74




74




74




74




74




74




74




74




74




74




74




74




74




74



74



74



74

74

74

74

74

74

74

74

74

74

74

74

74

74

74

74

74

74

74

74

74

74

74

74

74

74

74

74

74

74

74

74

74

74

74

74

74

74

74

74

74

74

74

74

74

74

74

74

74

74

74

74

74

74

74

74

74

74

74

74

74

74

74

74

74

74

74

74

74

74

74

74

74

74

74

74

74

74

74

74

74

74

74

74

74

74

74

74

74

74

74

74

74

74

74

74

74

74

74

74

74

74

74

74

74

74

74

74

74

74

74

74

74

74

74

74

74

74

74

74

74

74

74

74

74

74

74

74

74

74

74

74

74

74

74

74

74

74

74

74

74

74

74

74

74

74

74

74

74

74

74

74

74

74

74

74

74

74

74

74

74

74

74

74

74

74

74

74

74

74

74

74

74

74

74

74

74

74

74

74

74

74

74

74

74

74

74

74

74

74

74

74

74

74

74

74

74

74

74

74

74

74

74

74

74

74

74

74

74

74

74

74

74

74

74

74

74

74

74

74

74

74

74

74

74

74

74

74

74

74

74

74

74

74

74

74

74

74

74

74

74


74

74


74

74

74




71




87

GAME 4 at #16/16 Indiana
Bloomington, Ind.
Assembly Hall
Nov. 16, 2024
Ugusuk scores career-high 18 pts
off bench for Carolina




84




72

GAME 5 vs. Mercer
Columbia, S.C.
Colonial Life Arena
Nov. 21, 2024
Gamecocks sink season-high 12
triples in double-digit victory



66



75

GAME 6 vs. #22/22 Xavier
Fort Myers, Fla.
Suncoast Credit Union Arena
Nov. 25, 2024
Poor shooting plagues Gamecocks
down the stretch in 2nd half

BLOOMINGTON, Ind. (AP) — Myles Rice scored 17 of his 23 points in the first half and No. 16 Indiana defeated South Carolina 87-71 on Saturday.

Rice, a Washington State transfer, hit 7 of 10 shots including 3 of 4 from 3-point range and all six foul shots. The Hoosiers (3-0) were never seriously threatened in the second half, their smallest lead being eight points with 1:19 remaining.

Mackenzie Mgbako added 17 for Indiana.

Morris Ugusuk led the Gamecocks (2-2) with 18 points, including four 3-pointers.

Rice hit shots on back-to-back possessions, including a 3-pointer with 17 seconds remaining in the first half, as Indiana opened up a 43-32 lead at the break.

Collin Murray-Boyles scored just two points before sitting eight minutes into the first half with two fouls. He sat again when assessed his fourth foul with 15:34 remaining and fouled out with 8:16 remaining.

The Gamecocks return home to host Mercer on Thursday. The Hoosiers host UNC Greensboro on Thursday.

COLUMBIA, S.C. (AP) — Jamarii Thomas had 19 points and Zachary Davis scored 18 to lead South Carolina to an 84-72 victory over Mercer on Thursday night.

Thomas made 5 of 10 shots from the floor, including 4 of 5 from 3-point range, and 5 of 8 free throws for the Gamecocks (3-2). He also had three steals. Davis sank 7 of 12 shots with a pair of 3-pointers, adding five rebounds.

Collin Murray-Boyles scored 16 and finished a rebound shy of a double-double for South Carolina. Jacobi Wright scored 11.

Tyler Johnson hit four 3-pointers and led the Bears (2-3) with 15 points. Alex Holt and Angel Montas Jr. added 14 points apiece and Ahmad Robinson pitched in with 13 points and eight assists before fouling out. TJ Grant grabbed 10 rebounds off the bench.

Thomas and Davis scored seven points apiece in the first half to help South Carolina take a 36-32 lead into intermission. Cam Bryant scored all nine of his points and Johnson scored seven to keep Mercer (2-3) close. The difference in the first half was the Gamecocks made 5 of 9 free throws while the Bears did not attempt one.

South Carolina maintained a lead until Robinson buried a 3-pointer to put the Bears on top 60-59 with 10:47 left to play.

The Gamecocks moved back in front and a Myles Stute 3-pointer gave them their biggest lead to that point at 70-62 with 7:45 remaining. A Murray-Boyles dunk pushed the lead to double digits with 3:39 to go and South Carolina was not threatened from there.

FORT MYERS, Fla. (AP) — Zach Freemantle scored 16 points, Dailyn Swain added 14, and No. 22 Xavier beat South Carolina 75-66 in the Fort Myers Tip-Off on Monday night.

Ryan Conwell added 13 points, Dayvion McKnight had 11 and Jerome Hunter chipped in 10 off the bench for the Musketeers (6-0).

Collin Murray-Boyles led South Carolina (3-3) with 13 points while Jamarii Thomas added 11 and Jacobi Wright 10.

The Musketeers jumped out to a 7-0 lead but South Carolina responded with the next 17 points as Xavier went scoreless for 6:35. The Gamecocks led 34-29 at halftime.

These teams last played in the 1941-42 season. Xavier now is 26-11 against SEC schools going back to 2008.

This was the Musketeers' first game away from the Cintas Center after starting the season with five home games. Xavier has a brutal stretch coming up that will include three straight games at No. 16 Cincinnati (Dec. 14), at No. 2 UConn (Dec. 18) and at home against No. 10 Marquette (Dec. 21).



The Gamecocks 17-0 run was highlighted by great defense. Xavier had no second chances, was contested on drives and couldn't hit from the outside.

Xavier used 11-2 and 8-2 runs to regain the lead at 50-44. The Musketeers led by as much as 66-55 before South Carolina went on a 7-0 spurt. The Gamecocks would get no closer.

Xavier won despite shooting 4 of 18 from the 3-point line. The Musketeers had made at least 10 treys in their first five games.


GAME 4

Official Basketball Box Score - Final															Game Time: 1:00 PM				
South Carolina at Indiana															Game Duration: 1:20				
11/16/24 Sun 10:00 AM Assembly Hall, Bloomington, Ind.															Attendance: 17,220				
Officials: Keith Kinzie, Brian Dorsey, Mike Lissowski																			
South Carolina - 71																			
Record: 3-2																			
NO. Name	Min	FG	3P	FT	Rebounds	Fouls	TP	AS	TO	ST	Blocks	BB	BA	+	Shooting By Period				
5 Nick Pringle	32:44	4-10	0-0	5-7	4	7	11	4	6	13	2	3	1	0	6	1st	FG	11-31 35.0%	
10 Myles Stute	31:33	4-14	3-11	0-0	1	2	3	1	11	1	0	2	0	1	-9	2nd	3PT	7-20 75.0%	
30 Collin Murray-Boyles	18:13	1-4	0-1	0-0	2	4	6	5	2	1	4	0	0	0	-9	3rd	FG	3-4 75.0%	
1 Jacobi Wright	27:52	2-11	0-3	2-4	0	0	0	0	0	3	6	2	0	0	3	4th	FG	13-32 40.6%	
6 Jamari Thomas	35:53	5-14	1-5	2-4	1	2	3	4	13	4	2	1	0	3	-15	5th	FG	9-9 11.1%	
2 Zachary Davis	12:12	3-4	0-1	2-2	0	2	2	3	8	1	0	0	0	0	-7	6th	GM FG	24-63 63.2%	
15 Morris Ugusuk	23:07	5-8	4-6	4-6	1	2	3	2	18	1	2	0	0	0	-5	7th	3PT	8-29 27.8%	
23 Cam Scott	06:14	0-2	0-0	0-0	0	2	2	1	1	0	0	0	0	0	-1	8th	FG	6-29 20.7%	
31 Benjamin Bosmans-Vorbeck	04:26	0-1	0-0	0-0	1	0	1	0	2	0	0	0	0	0	-4	9th	FG	15-23 65.2%	
0 Jordan Butler	01:46	0-0	0-0	0-0	0	0	0	0	0	0	0	0	0	0	-1	Dead Ball Rebounds: 6-0			
Team					3	1	4	0	0	0	0					Shooting By Period			
Totals		24-63	8-29	15-23	13	21	34	23	20	71	12	4	1	7	16	1st	FG	16-31 51.6%	
Technical Fouls: Thomas 2; 45:32															2nd			FG	5-9 55.6%
Indiana - 67															3rd			FG	6-8 75.0%
Record: 3-0															4th			FG	19-20 95.0%
NO. Name	Min	FG	3P	FT	Rebounds	Fouls	TP	AS	TO	ST	Blocks	BB	BA	+	Shooting By Period				
5 Malik Renuwa	28:27	4-10	1-2	4-5	2	1	1	1	13	2	1	0	0	1	19	1st	FG	11-25 44.0%	
12 Mackenzie Mgbako	30:36	5-8	1-2	6-7	1	6	7	2	17	1	2	0	0	16	2nd	FG	6-8 75.0%		
11 Oumar Ballo	30:35	1-2	0-0	5-9	3	10	16	3	24	1	1	2	1	6	15	3rd	FG	10-20 50.0%	
11 Myles Rice	36:49	1-14	2-4	8-8	1	3	4	1	28	3	1	0	0	20	4th	FG	23-38 60.5%		
10 Keanan Carley	24:04	5-9	2-6	0-0	0	0	1	1	12	2	1	1	1	15	5th	FG	10-11 90.9%		
8 Bryson Turner	16:08	2-5	0-0	0-0	0	3	4	0	3	1	1	0	1	0	-3	6th	GM FG	26-51 51.0%	
10 Luke Godde	11:32	0-3	0-0	0-0	0	3	3	2	0	1	0	1	0	0	-2	7th	3PT	8-17 47.1%	
3 Trey Galloway	21:49	2-4	1-1	8-8	0	1	1	3	11	2	1	0	0	4	8th	3PT	27-33 81.8%		
Team																Dead Ball Rebounds: 3-1			
Totals		26-51	8-17	27-30	7	27	34	21	23	87	12	7	7	1	16	1st	FG	16-31 51.6%	
Technical Fouls: Carley 2; 35:32															2nd			FG	5-9 55.6%
															3rd			FG	6-8 75.0%
															4th			FG	19-20 95.0%
															5th			FG	10-11 90.9%
															6th			GM FG	26-51 51.0%
															7th			3PT	8-17 47.1%
															8th			3PT	27-33 81.8%
															9th			FG	15-23 65.2%


	75	<i>GAME 9 vs. East Carolina</i>
	68	Columbia, S.C. Colonial Life Arena Dec. 7, 2024 <i>Thomas scores season-high 22 points as Gamecocks hit 12 3s</i>



GAME 10 vs. USC Upstate
Columbia, S.C.
Colonial Life Arena
Dec. 14, 2014
Pringle ties career-high with 19 points against Spartans



GAME 11 vs. #25/RV Clemson
Columbia, S.C.
Colonial Life Arena
Dec. 17, 2024
Murray-Boyles (22) & Stute (19)
lead SC in all-time classic



GAME 12 vs. Radford
Columbia, S.C.
Colonial Life Arena
Dec. 22, 2024
Gamecocks close final 10:06 of game on 23-2 run

COLUMBIA, S.C. – South Carolina used a strong inside presence to defeat USC Upstate, 73-53, on Saturday at Colonial Arena. It marked the Gamecocks' fourth-straight win and the team's fifth-straight home victory dating back to Nov. 8 against SC State.

Graduate transfer Nick Pringle matched his career-high with 19 points and six rebounds to lead the way. He was 8-of-10 from the floor with a trio of dunks. Sophomore forward Collin Murray-Boyles had another double-double finishing with 13 points and 11 rebounds.

Senior transfer Jamarii Thomas (11) and senior Jacobi Wright (10) also scored in double figures for Carolina. Wright matched his career high with six assists.

The Gamecock defense forced 15 turnovers and held Upstate below 40.0% shooting. The Spartans made just one 3-pointer in the game.

Carolina led by seven at the break and outscored the Spartans 38-25 the final 20 minutes.

COLUMBIA, S.C. (AP) — Collin Murray-Boyles scored 22 points and Morris Ugusuk hit a 3-pointer in overtime to give South Carolina the lead for good in a 91-88 victory over rival No. 25 Clemson on Tuesday night.

South Carolina (8-3) seemed to have things in hand, ahead 76-69 in the final two minutes of regulation. But Chase Hunter had three 3-pointers down the stretch, including a bank shot with 0.3 seconds left that tied it at 80 and forced the extra period.

Ugusuk hit a 3-pointer and Murray-Boyles followed with a pair of foul shots to extend the lead.

Duke transfer Christian Reeves had two foul shots for Clemson (9-3) down 89-87 with 3.7 seconds to go. But he missed the first one and his line drive attempt banked in. Jamarii Thomas was quickly fouled by the Tigers and made both.

Hunter's floating 3-pointer at the buzzer came up short as South Carolina won its fifth straight. Hunter finished with 27 points and Schieffelin had 23 points and 12 rebounds before fouling out in overtime.

Stute finished with 19 points for the Gamecocks.

TAKEAWAYS

Clemson: The Tigers made the rankings with a splashy, 80-76 win over top-5 Kentucky earlier this month. But they have lost two straight and will likely fall from the rankings.

South Carolina: The Gamecocks are finding their stride with five straight victories, including three over ACC opponents in that stretch.

COLUMBIA, S.C. (AP) — Jamarii Thomas knocked down four 3-pointers and scored 18 points to help power South Carolina to a 74-48 win over Radford on Sunday.

The Gamecocks, coming off a 91-88 win over No. 25 Clemson, won their sixth straight and seventh in eight games at home.

Radford held a 36-30 lead at intermission and Jonas Sirtautas' jumper gave the Highlanders a 40-35 lead with 16:34 left but South Carolina closed the game on a 39-8 run.

South Carolina converted 25 of 27 from the free throw line but was 20 of 51 from the field (39.2%), including 9 of 30 from beyond the arc. Collin Murray-Boyles had 15 points and grabbed seven rebounds with three assists, a steal and four blocked shots. Nick Pringle went 10-for-10 at the line and pulled down eight rebounds with four assists.

TJ NeSmith came off the bench to hit 5 of 8 from the floor and 4-for-4 from the free throw line to lead Radford (10-5). Jarvis Moss added 10 points. The Highlanders went to the free throw line just 13 times, converting 8, and were outrebounded 42-24, managing just six rebounds off the offensive glass.

South Carolina will host Presbyterian on Dec. 30 in its final nonconference game.


GAME 10

Official Basketball Box Score - Final														Game Time: 7:00 PM			
USC Upstate at South Carolina																	
12/14/24 Colonial Life Arena, Columbia																	
2024-25 South Carolina Men's Basketball																	
Officials: Chuck Jones, Landon Braxton, David Lewis																	
Game Duration: 1:02																	
Attendance: 10,782																	
USC Upstate - 53																	
Record: 4-8																	
NO.	Name	Min	FG	3P	FT	Rebounds	Fouls	TP	AS	TO	ST	Blocks	BS	BA	Shooting By Period		
1	Nick Book	18:12	4-7	0-0	0-0	2	1	3	0	0	8	1	1	0	-11	1st FG: 12-30 40.0%	
2	Brit Harris	10:19	2-3	0-0	0-0	0	3	3	0	0	4	0	0	0	-8	3PT: 1-6 16.7%	
3	Carmelo Adkins	37:52	2-4	0-1	0-0	0	5	5	0	0	4	0	1	2	0	2nd FG: 11-31 35.5%	
4	Melvin Dean	07:16	0-0	0-0	1-1	3	1	4	3	1	2	1	2	1	-5	3PT: 0-4 0.0%	
5	Kamari Garcia	35:57	4-16	0-2	0-1	0	1	1	0	3	8	3	1	0	-16	3PT: 3-6 50.0%	
6	Bryley Garcia	26:22	7-12	0-0	0-0	4	9	13	4	0	14	2	2	1	-10	GMFG: 2-61 34.7%	
7	Andrew McConnell	10:00	1-3	0-2	3-4	0	1	1	3	2	5	0	2	0	0	3PT: 1-4 10.0%	
8	Isiah Skinner	22:39	1-4	1-3	2-2	2	0	2	2	2	5	0	1	0	2	3PT: 1-1 50.0%	
9	Chico Johnson	10:31	1-4	0-1	0-0	0	1	1	0	2	0	2	0	1	0	Dead Ball Rebounds: 1-0	
10	Daniel Hellerhoff	08:14	1-2	0-1	0-0	0	2	2	2	0	2	0	0	0	0		
11	CJ Rich	02:38	0-0	0-0	0-0	0	0	0	0	0	0	0	1	0	0		
Team																	
Totals 23-61 1-10 16-11 13 25 38 19 10 53 8 15 8 4 5 -20																	
Technical Fouls: NONE																	
Shooting By Period																	
1st	2nd	3rd	4th	OT	FT	Rebounds	Fouls	TP	AS	TO	ST	Blocks	BS	BA			
1st	FG: 1-6	15.7%	3PT: 1-6	15.7%	FT: 1-1	10.0%	1-1	0	0	0	0	0	0	0	-1		
2nd	FG: 1-3	30.0%	3PT: 0-0	0.0%	FT: 0-0	0.0%	0-0	0	0	0	0	0	0	0	-0		
3rd	FG: 1-3	30.0%	3PT: 0-0	0.0%	FT: 0-0	0.0%	0-0	0	0	0	0	0	0	0	-0		
4th	FG: 1-1	100.0%	3PT: 0-0	0.0%	FT: 0-0	0.0%	0-0	0	0	0	0	0	0	0	-0		
OT	FG: 0-0	0.0%	3PT: 0-0	0.0%	FT: 0-0	0.0%	0-0	0	0	0	0	0	0	0	-0		
Dead Ball Rebounds: 1-0																	
South Carolina - 73																	
Record: 7-3																	
NO.	Name	Min	FG	3P	FT	Rebounds	Fouls	TP	AS	TO	ST	Blocks	BS	BA	Shooting By Period		
1	Nick Pringle	24:39	8-10	0-0	3-3	2	4	6	2	6	19	0	1	0	2	0	1st FG: 13-33 39.4%
2	Myles Stute	22:31	0-3	0-3	0-0	1	1	2	0	0	1	1	0	0	0	0	3PT: 4-13 30.8%
3	Collin Murray-Boyles	32:00	5-10	0-1	2-2	9	2	9	11	1	4	3	1	3	2	0	2nd FG: 12-26 46.2%
4	Jacobi Wright	23:35	3-8	2-3	2-2	1	1	2	1	1	10	6	2	0	0	1	3PT: 1-6 16.7%
5	Jamari Thomas	31:10	4-10	2-6	1-2	0	3	3	1	11	3	0	2	0	1	0	1st FG: 13-17 76.5%
6	Morris Ugusuk	21:30	0-2	0-1	2-2	1	1	2	0	1	1	2	1	0	1	0	GMFG: 25-69 42.0%
7	Zachary Davis	14:28	3-7	1-3	2-2	0	2	2	1	1	0	0	2	1	0	0	3PT: 5-15 26.3%
8	Jordan Butler	07:22	0-2	0-2	1-2	0	1	1	0	2	1	0	0	0	0	0	3PT: 0-5 20.0%
9	Cam Scott	16:45	2-4	0-0	3-4	1	3	4	2	2	7	0	1	0	1	0	Dead Ball Rebounds: 7-0
10	Benjamin Bosmans-Vandork	02:38	0-1	0-0	1-2	1	1	2	0	1	1	0	0	0	0	0	
11	Arden Conyers	02:18	0-1	0-0	0-0	1	1	0	0	0	0	0	0	0	0	0	
12	Austin Harro	01:04	0-1	0-0	0-0	0	0	0	0	0	0	0	0	0	0	0	-2
Team																	
Totals 25-59 5-19 16-25 11 29 40 10 19 73 14 8 5 4 5 -20																	
Technical Fouls: NONE																	
Shooting By Period																	
1st	2nd	3rd	4th	OT	FT	Rebounds	Fouls	TP	AS	TO	ST	Blocks	BS	BA			
1st	FG: 1-3	33.3%	3PT: 0-0	0.0%	FT: 1-1	100.0%	1-1	0	0	0	0	0	0	0	0	0	-0
2nd	FG: 1-3	33.3%	3PT: 0-0	0.0%	FT: 0-0	0.0%	0-0	0	0	0	0	0	0	0	0	0	-0
3rd	FG: 1-3	33.3%	3PT: 0-0	0.0%	FT: 0-0	0.0%	0-0	0	0	0	0	0	0	0	0	0	-0
4th	FG: 1-1	100.0%	3PT: 0-0	0.0%	FT: 0-0	0.0%	0-0	0	0	0	0	0	0	0	0	0	-0
OT	FG: 0-0	0.0%	3PT: 0-0	0.0%	FT: 0-0	0.0%	0-0	0	0	0	0	0	0	0	0	0	-0
Dead Ball Rebounds: 7-0																	

Points from Turnovers		Points from Fast Breaks		Points from Second Chance		Points from Bench	
USC	USC	USC	USC	USC	USC	USC	USC
2 (1 st 19:30)	23 (2 nd 6:25)	11	9	11	9	2	20
Biggest lead	2 (1 st 19:30)	8 (2 nd 9:02)	11	9	11	9	20
Best Scoring Run	7 (1 st 0:35)	8 (2 nd 9:02)	11	9	11	9	20
Lead Changes	2	2	2	2	2	2	2
Times Tied	2	2	2	2	2	2	2
Time with Lead	00:53	37:13	11	9	11	9	20

GAMECOCK
MEN'S BASKETBALL

GAME 11



Official Basketball Box Score - Final

#25 Clemson at South Carolina

12/17/24 Colonial Life Arena, Columbia

2024-25 South Carolina Men's Basketball

Game Time: 7:00 PM

Game Duration: 2:38

Attendance: 12,780

Officials: Pat Adams, Joe Lantry, William Covington

#25 Clemson - 88

Record: 9-3

NO.	Name	Min	FG	3P	FT	Rebounds	Fouls	TP	AS	TO	ST	Blocks	BS	BA	
0	Viktor Lukhin	15:22	1-7	0-1	2-2	3	3	9	5	1	4	1	2	0	
4	Ian Schieffelin	38:47	8-11	1-1	6-7	3	9	12	5	5	23	3	1	0	
7	Chauncey Wiggins	30:16	3-8	1-4	0	2	1	3	1	4	7	1	0	-1	
11	Chris Harris	34:18	5-8	1-4	4-4	1	4	1	1	1	1	0	0	-5	
17	Jaden Jackson	22:05	1-3	0-0	0-0	0	0	0	0	0	0	0	0	-1	
21	Jaaron Zachery	13:13	1-3	0-0	0-0	0	0	0	0	0	1	0	0	-4	
22	Dillon Hunter	19:43	3-6	0-2	0	3	3	0	3	1	1	1	0	-13	
6	Myles Foster	01:40	0-0	0-0	0	0	0	0	1	0	0	0	0	-1	
10	Del Jones	10:44	0-0	0-0	0	0	0	0	0	0	0	0	0	-11	
14	Charles Roberts	07:28	0-1	0-0	1-2	0	1	0	0	0	0	0	0	-4	
3	Jake Heindbrock	26:19	3-5	1-2	3-3	2	2	2	3	2	3	0	0	-3	
32	Daniel Neumann	00:01	0-0	0-0	0	0	0	0	0	0	0	0	0	-1	
5	Asa Thomas	00:04	0-0	0-0	0	0	0	0	0	0	0	0	0	-2	
Team															
Totals		30:54	3-21	19-21	8	28	28	23	21	13	10	7	2	4	-3

Technical Fouls: Schieffelin 2

Shooting FG: 9-20 31.0%

3PT FG: 17 14.3%

FT FG: 7 10.0%

Reb: 21 11 13

AST: 11 6 3

ST: 9 11 63.8%

BLK: 7 10 70.0%

OT FG: 26 40.0%

3PT FG: 33 33.3%

GMFG: 30 46.9%

FT FG: 9 21 42.9%

FT FG: 32 51 61.0%

Dead Ball Rebounds: 1

South Carolina - 91

Record: 8-3

NO.	Name	Min	FG	3P	FT	Rebounds	Fouls	TP	AS	TO	ST	Blocks	BS	BA	
5	Nick Prince	26:32	7-8	0-0	4-7	1	4	5	1	2	1	0	1	3	
10	Myles Stute	16:36	7-9	5-7	0-0	1	0	0	0	0	0	0	1	8	
30	Colin Murray-Wright	26:31	8-10	0-0	6-6	3	6	9	5	5	23	4	1	0	
1	Jacobi Bays	10:48	4-9	1-2	0-2	2	2	1	2	1	9	1	0	-4	
6	Zamari Thomas	10:52	2-11	0-5	7-10	2	5	7	2	0	1	3	3	0	
2	Jachary Davis	06:10	0-1	0-0	0-0	0	0	0	0	0	0	0	0	-1	
15	Morris Ujah	11:25	0-1	0-0	3-5	1	0	2	1	1	0	0	0	11	
23	Cam Scott	05:57	0-1	0-0	0	0	1	1	0	0	0	0	0	-3	
31	Bennjamin Bosmans	02:14	0-1	0-0	0	0	1	0	0	0	0	0	0	-4	
0	Jordan Butler	00:57	0-0	0-0	4-4	0	1	1	2	4	0	0	0	-2	
Team															
Totals		30:58	31-77	24-34	11	24	35	21	23	9	16	14	4	2	3

Technical Fouls: Schieffelin 2

Shooting FG: 11-29 37.9%

3PT FG: 4 40.0%

FT FG: 27 42.9%

Reb: 16 22 24

AST: 16 12 40.0%

ST: 16 12 75.0%

BLK: 4 10 40.0%

OT FG: 37 42.9%

3PT FG: 14 25.0%

GMFG: 34 44.0%

FT FG: 37 41 41.1%

FT FG: 26 34 76.3%

Dead Ball Rebounds: 7.0


Technical Fouls: NONE

South Carolina travels to play No. 17 Mississippi State on Saturday in a Southeastern Conference opener. Presbyterian returns home to play Longwood on Thursday in a Big South Conference opener.

Mississippi State shot 56% (35 for 62) from the field and outrebounded the Gamecocks 40-32.


Jacobi Wright led South Carolina (10-5, 0-2) with 20 points. Jamarii Thomas added 15.

GAME 15


	Official Basketball Box Score - Final Alabama at South Carolina <small>2020-21 Central Line Arts, Columbia</small> <small>2020-21 South Carolina Men's Basketball</small>										Game Time: 2:00 PM Game Location: 2 Game Duration: 2 Attendance: 11,171										
	Record: 13-2 (0-0)										Officials: Jaronn Jarron, James Braxley, Lee Cass										
	Alabama - 88										Shooting By Period 1st FQ% 19-30 60.0% 2nd FQ% 6-11 54.5% 3rd FQ% 3-8 37.5% 4th FQ% 17-34 50.0% FT% 7-12 58.3% GAMES 35-64 56.3% 3PT% 5-9 42.1% FT% 10-20 50.0%										
	South Carolina - 68										Shooting By Period 1st FQ% 11-25 44.0% 2nd FQ% 3-16 18.8% 3rd FQ% 12-28 42.9% 4th FQ% 18 12.5% FT% 15-21 71.4% GAMES 34-64 53.1% 3PT% 3-14 21.4% FT% 15-25 60.0%										
Technical Fouls: NONE											Dead Ball Fouls: 2, 0										
Technical Fouls: NONE											Dead Ball Fouls: 5, 0										
Technical Fouls: NONE											Dead Ball Fouls: 5, 0										
Technical Fouls: NONE											Dead Ball Fouls: 5, 0										
Technical Fouls: NONE											Dead Ball Fouls: 5, 0										
Technical Fouls: NONE											Dead Ball Fouls: 5, 0										
Technical Fouls: NONE											Dead Ball Fouls: 5, 0										
Technical Fouls: NONE											Dead Ball Fouls: 5, 0										
Technical Fouls: NONE											Dead Ball Fouls: 5, 0										
Technical Fouls: NONE											Dead Ball Fouls: 5, 0										
Technical Fouls: NONE											Dead Ball Fouls: 5, 0										
Technical Fouls: NONE											Dead Ball Fouls: 5, 0										
Technical Fouls: NONE											Dead Ball Fouls: 5, 0										
Technical Fouls: NONE											Dead Ball Fouls: 5, 0										
Technical Fouls: NONE											Dead Ball Fouls: 5, 0										
Technical Fouls: NONE											Dead Ball Fouls: 5, 0										
Technical Fouls: NONE											Dead Ball Fouls: 5, 0										
Technical Fouls: NONE											Dead Ball Fouls: 5, 0										
Technical Fouls: NONE											Dead Ball Fouls: 5, 0										
Technical Fouls: NONE											Dead Ball Fouls: 5, 0										
Technical Fouls: NONE											Dead Ball Fouls: 5, 0										
Technical Fouls: NONE											Dead Ball Fouls: 5, 0										
Technical Fouls: NONE																					



GAME 16 vs. #2/2 Auburn
Columbia, S.C.
Colonial Life Arena
Jan. 11, 2025
Murray-Boyles scores game-high
25 points in tight battle



GAME 17 at Vanderbilt
Nashville, Tenn.
Memorial Gym
Jan. 15, 2025
Ugusuk scores career-high 20
points in second straight start



GAME 18 at Oklahoma
Norman, Okla.
Lloyd Noble Center
Jan. 18, 2025
Ugusuk leads Gamecocks with 15
points thanks to four 3s

COLUMBIA, S.C. (AP) — Tahaad Pettiford assisted on Dylan Cardwell's go-ahead dunk and converted two free throws with 4.4 seconds remaining as No. 2 Auburn overcame an injury to leading scorer Johni Broom and rallied to beat South Carolina 66-63 on Saturday.

With Auburn trailing by a point with 90 seconds remaining, Pettiford fed Cardwell for a dunk to give the Tigers (15-1, 3-0 SEC) a 64-63 lead. Pettiford sealed the win with a pair of free throws in the final seconds and finished with 15 points.

Broome, considered a contender for national player of the year honors, rolled his left ankle after going up for a rebound and exited the game with about 13 minutes left in the second half. He had six points and three rebounds in 24 minutes. Auburn coach Bruce Pearl said Broome suffered a "significant sprain" and that the player will have an MRI when the team returns home Saturday night.

Collin Murray-Boyles had a game-high 25 points for the Gamecocks (10-6, 0-3), who were missing starting guards Myles Stute and Jamarii Thomas.

NASHVILLE, Tenn. (AP) — Devin McGlockton completed a three-point play with 0.6 seconds left, after making a block at the other end, to give Vanderbilt a 66-63 victory over South Carolina on Wednesday night.

Leading 63-61, Vanderbilt guard AJ Hoggard lost control of the ball in the lane and grabbed the ankle of South Carolina forward Collin Murray-Boyles with 41.1 seconds left. After a review, the officials called a Flagrant 1 foul. Murray-Boyles made the two free throws to tie it at 63-all and South Carolina got the ball back.

McGlockton blocked a shot at the rim by Nick Pringle with 11.1 left and Hoggard was short on a jumper at the other end. But McGlockton grabbed the rebound and made a shot while being fouled.

South Carolina tossed a half-court pass to Arden Conyers, who hit the back iron on a 3-point heave at the buzzer.

The Gamecocks were undone by 25 turnovers.

Hoggard scored 14 points and McGlockton had 11 points and seven rebounds for Vanderbilt (14-3, 2-2 SEC). Jason Edwards added 13 points.

Morris Ugusuk, averaging 5.8 points per game, scored 20 points for South Carolina (10-7, 0-4). Murray-Boyles had 14 points and nine rebounds, and Conyers scored 10. South Carolina was again without starter Jamarii Thomas after he suffered a right knee sprain in practice last week.

Edwards scored 12 points in the first half, including a 3-pointer with 11 seconds left to give Vanderbilt a 33-26 lead at the break.

NORMAN, Okla. (AP) — Jalon Moore scored 22 points and Oklahoma pulled away in the second half to beat South Carolina 82-62 on Saturday.

Moore made 6 of 10 shots from the floor and 10 of 11 at the free-throw line for the Sooners (14-4, 1-4 Southeastern Conference). He added eight rebounds.

Jeremiah Fears totaled 16 points, nine rebounds and eight assists for Oklahoma. Kobe Elvis added 12 points off the bench on 4-for-6 shooting from 3-point range.

Morris Ugusuk hit four 3-pointers and scored 15 to lead the Gamecocks (10-8, 0-5), who have dropped five in a row and have already lost as many conference games as last season when they tied for second place, earning Lamont Paris coach-of-the-year honors in his second season.

Collin Murray-Boyles finished with 11 points and 10 rebounds before fouling out. It was his fifth double-double this season. Jacobi Wright added 10 points and five assists.

Moore had 10 points and Elvis scored nine to lead Oklahoma to a 34-30 advantage at halftime. Ugusuk buried a 40-foot 3-pointer to end the half.

Zachary Davis opened the second half with a 3-pointer for South Carolina and Ugusuk followed with a three-point play, giving the Gamecocks their first lead at 38-36 with 16:51 remaining.



Nick Pringle hit a jumper for South Carolina to tie it at 47, but Fears followed with a layup and Oklahoma never trailed over the final 14:23. The Sooners used a 13-0 run to up their lead to 72-54 with 4:05 left to play.

GAME 16

Official Basketball Box Score - Final															Game Time: 1:00 PM		
#22 Auburn at South Carolina															Game Duration: 2:08		
01/11/25 O'Fallon Lake Area, O'Fallon															Attendance: 13,380		
O'Fallon: Bart Leno, Charles Rios, Derrick Sherrin																	
#22 Auburn - 66																	
Record: 15-1 (3-0)																	
NO.	Name	Min	FG	3P	FT	Rebounds	Fouls	TP	AS	TO	ST	Blocks	pts	plus/minus	Shooting By Period		
10	Chad Baker-Mazzara	F 22:41	4-9	0-0	0-0	1	4	5	2	3	8	1	2	1	0	7	1st FG% 34 37.5%
4	Johni Broom	C 23:47	3-11	0-1	0-1	0	3	3	1	2	6	1	0	1	2	0	FT% 3/6 50%
44	Dylan Cardwell	C 24:29	3-4	0-0	0-3	3	4	7	5	2	6	2	0	0	3	0	2nd FG% 12/29 41.4%
2	Demari Jones	C 23:56	2-6	0-1	0-0	1	2	3	1	1	4	3	2	0	1	1	FT% 5/13 38.5%
13	Miles Kelly	F 34:00	5-10	4-8	0-0	1	5	6	2	4	14	1	1	0	0	0	3rd FG% 3/6 50%
0	Tahaad Pettiford	22:05	4-9	2-5	5-6	1	1	2	0	3	15	2	1	0	0	0	FT% 3/6 50%
31	Chaney Johnson	22:04	4-7	1-2	0-0	2	2	4	0	0	9	2	1	0	1	0	GMFG% 25/41 61.0%
3	Jakobi Howard	07:19	1-1	1-1	1-2	0	0	0	0	0	1	4	0	0	0	0	FT% 8/21 38.1%
5	Chris Moore	04:20	0-0	0-0	0-0	0	0	0	0	0	0	0	0	0	0	0	3rd FG% 6/21 28.6%
8	Jah'heim Hudson	05:12	0-0	0-0	0-0	0	0	0	0	0	0	0	0	0	0	0	FT% 0/2 0%
Team						2	1	3			0						Dead Ball Rebounds: 3
Totals		26:57	6-21	6-12	11-22	33	15	10	66	12	6	3	8	1	3		
Technical Fouls: NONE																	
#22 Auburn at South Carolina - 63																	
Record: 10-6 (3-0)																	
NO.	Name	Min	FG	3P	FT	Rebounds	Fouls	TP	AS	TO	ST	Blocks	pts	plus/minus	Shooting By Period		
5	Nick Pringle	F 32:09	5-11	0-0	2-5	5	5	10	3	4	12	0	0	1	0	1	1st FG% 2/9 22.2%
30	Collin Murray-Boyles	F 36:10	10-18	0-2	5-7	3	4	7	2	8	25	2	1	0	3	0	FT% 8/10 80%
1	Jacob Wright	G 30:51	0-5	0-2	0-0	0	1	2	3	0	4	3	0	0	0	0	2nd FG% 10/26 38.5%
2	Zachary Davis	G 26:30	3-5	0-0	0-0	1	5	6	3	0	6	1	1	0	0	0	FT% 2/7 28.6%
15	Morris Ugusuk	G 32:11	3-12	1-6	0-0	1	0	1	0	0	7	1	1	0	0	0	FT% 4/6 66.7%
0	Jordan Butler	01:29	0-0	0-0	0-0	0	0	0	0	0	1	0	0	0	0	0	GMFG% 25/41 61.0%
21	Arden Conyers	30:33	4-10	3-6	2-4	0	2	2	3	2	13	0	0	1	0	1	FT% 4/6 25.0%
31	Benjamin Bosmans-Veldboom	10:07	0-0	0-0	0-0	2	3	5	2	0	3	0	0	0	0	0	3rd FG% 2/6 33.3%
Team						2	1	3			0						Dead Ball Rebounds: 7
Totals		25:41	4-16	1-6	10-19	15	22	37	15	63	11	9	4	1	3		
Technical Fouls: NONE																	

GAME 17

Official Basketball Box Score - Final															Game Time: 5:00 PM	
South Carolina at Vanderbilt															Game Duration: 1:55	
2025-26 Memorial Gymnasium (Vanderbilt, Nashville, Tenn.)															Attendance: 14,403	
Vanderbilt vs. South Carolina															Officials: Doug Shott, Lucas Santos, Brian Doney	
South Carolina - 63															Record: 10-7 (3-4)	
NO.	Name	Min	FG	3P	FT	Rebounds	Fouls	TP	AS	TO	ST	Blocks	pts	plus/minus		
5	Nick Pringle	25:09	0-2	0-0	3-4	1	2	5	4	3	1	3	0	0		
30	Collin Murray-Boyles	34:42	6-10	0-0	2-4	3	6	9	3	3	14	0	5	2		
1	Jacobi Wright	03:10	1-6	0-2	6-6	2	8	10	5	4	8	2	3	1		
2	Zachary Davis	06:25	1-5	1-2	0-0	0	6	6	0	0	3	2	5	0		
15	Morris Ugusuk	27:32	6-8	3-4	5-6	1	1	2	2	3	20	2	4	3		
21	Arden Conyers	25:56	3-8	2-6	2-2	0	1	1	0	1	10	1	1	0		
31	Benjamin Bosmans-Veldboom	14:02	0-1	0-0	0-1	2	2	2	2	0	1	2	1	0		
23	Cam Scott	13:03	2-5	1-2	0-0	0	3	3	1	0	5	1	1	0		
Team						1	0	1		0	1					
Totals		19:45	7-16	18-25	10-27	37	18	17	63	10	25	7	2	5		
Technical Fouls: Pringle 1, Bosmans-Veldboom 1															Shooting By Period	
															1st FG% 11-20 55.0%	
															3PT% 4-14 28.6%	
															FT% 7-8 87.5%	
															2nd FG% 12-28 42.9%	
															3PT% 7-17 41.2%	
															FT% 9-10 90.0%	
															GM FG% 45.9%	
															3PT% 25.6%	
															FT% 89.2%	
															GM FG% 45.9%	
															3PT% 25.6%	
															FT% 89.2%	
															GM FG% 45.9%	
															3PT% 25.6%	
															FT% 89.2%	
															GM FG% 45.9%	
															3PT% 25.6%	
															FT% 89.2%	
															GM FG% 45.9%	
															3PT% 25.6%	
															FT% 89.2%	
															GM FG% 45.9%	
															3PT% 25.6%	
															FT% 89.2%	
															GM FG% 45.9%	
															3PT% 25.6%	
															FT% 89.2%	
															GM FG% 45.9%	
															3PT% 25.6%	
															FT% 89.2%	
															GM FG% 45.9%	
															3PT% 25.6%	
															FT% 89.2%	
															GM FG% 45.9%	
															3PT% 25.6%	
															FT% 89.2%	
															GM FG% 45.9%	
															3PT% 25.6%	
															FT% 89.2%	
															GM FG% 45.9%	
															3PT% 25.6%	
															FT% 89.2%	
															GM FG% 45.9%	
															3PT% 25.6%	
															FT% 89.2%	
															GM FG% 45.9%	
															3PT% 25.6%	
															FT% 89.2%	
															GM FG% 45.9%	
															3PT% 25.6%	
															FT% 89.2%	
															GM FG% 45.9%	
															3PT% 25.6%	
															FT% 89.2%	
															GM FG% 45.9%	
															3PT% 25.6%	
															FT% 89.2%	
															GM FG% 45.9%	
															3PT% 25.6%	
															FT% 89.2%	
															GM FG% 45.9%	
															3PT% 25.6%	
															FT% 89.2%	
															GM FG% 45.9%	
															3PT% 25.6%	
															FT% 89.2%	
															GM FG% 45.9%	
															3PT% 25.6%	
															FT% 89.2%	
															GM FG% 45.9%	
															3PT% 25.6%	
															FT% 89.2%	
															GM FG% 45.9%	
															3PT% 25.6%	
															FT% 89.2%	
															GM FG% 45.9%	
															3PT% 25.6%	
															FT% 89.2%	
															GM FG% 45.9%	
															3PT% 25.6%	
															FT% 89.2%	
															GM FG% 45.9%	
															3PT% 25.6%	
															FT% 89.2%	
															GM FG% 45.9%	
															3PT% 25.6%	
															FT% 89.2%	
															GM FG% 45.9%	
															3PT% 25.6%	
															FT% 89.2%	
															GM FG% 45.9%	
															3PT% 25.6%	
															FT% 89.2%	
															GM FG% 45.9%	
															3PT% 25.6%	
															FT% 89.2%	
															GM FG% 45.9%	
															3PT% 25.6%	
															FT% 89.2%	
															GM FG% 45.9%	
															3PT% 25.6%	
															FT% 89.2%	
															GM FG% 45.9%	
															3PT% 25.6%	
															FT% 89.2%	
															GM FG% 45.9%	
															3PT% 25.6%	
															FT% 89.2%	
															GM FG% 45.9%	
															3PT% 25.6%	
															FT% 89.2%	
															GM FG% 45.9%	
															3PT% 25.6%	
															FT% 89.2%	
															GM FG% 45.9%	
															3PT% 25.6%	
															FT% 89.2%	
															GM FG% 45.9%	
															3PT% 25.6%	
															FT% 89.2%	
															GM FG% 45.9%	
															3PT% 25.6%	
															FT% 89.2%	
															GM FG% 45.9%	
															3PT% 25.6%	
															FT% 89.2%	
															GM FG% 45.9%	
															3PT% 25.6%	
															FT% 89.2%	
															GM FG% 45.9%	
															3PT% 25.6%	
															FT% 89.2%	
															GM FG% 45.9%	
															3PT% 25.6%	
															FT% 89.2%	
															GM FG% 45.9%	
															3PT% 25.6%	
															FT% 89.2%	
															GM FG% 45.9%	
															3PT% 25.6%	
															FT% 89.2%	
															GM FG% 45.9%	
															3PT% 25.6%	
															FT% 89.2%	
															GM FG% 45.9%	
															3PT% 25.6%	
															FT% 89.2%	
															GM FG% 45.9%	
															3PT% 25.6%	
															FT% 89.2%	
															GM FG% 45.9%	
															3PT% 25.6%	
															FT% 89.2%	
															GM FG% 45.9%	
															3PT% 25.6%	
															FT% 89.2%	
															GM FG% 45.9%	

	60	<i>GAME 21 at Georgia</i>
	71	<p>Athens, Ga.</p> <p>Stegeman Coliseum</p> <p>Jan. 28, 2025</p> <p><i>Bulldogs use big run final 10 min of first half to push past Gamecocks</i></p>

[illegible]

Official Basketball Score - Final
Texas at South Carolina
6/22/25 Cabell University, Auburn, Alabama
6/22/25 South Carolina Men's Basketball

Game Time: 2:19 PM
Game Duration: 2:19
Attendance: 13,361
Officials: Joe Lindsey, Steven Anderson, Mike Narco

TEXAS - 69

Record: 56/11 (5-8)

NO. Name	Min	FG	3P	FT	Rebounds	Fouls	PP	AS	TO	ST	Blocks	W+	
		M/A	M/A	M/A	OR	OR	OR	OR	OR	OR	BB		
5 Kadin Kendrick	30:01	3-7	0-1	2-5	4	5	9	3	2	8	1	2	0
5 Jaylen Shert	18:36	4-4	0-1	5-1	2	1	3	1	1	8	0	3	0
1 Julian Larry	07:52	0-1	0-0	3-6	0	1	1	4	4	3	5	2	0
12 Tramont Mark	02:15	2-9	1-5	2-2	0	4	4	4	4	4	1	0	2
20 Tre Johnson	08:09	11:21	3-7	4-4	0	3	3	4	5	29	1	0	0
22 Devon Pryor	11:26	0-3	0-1	0-0	2	2	2	4	0	0	1	0	0
9 Jordan Pope	12:08	1-4	0-0	0-0	0	0	0	3	0	2	1	1	0
6 Arthur Kaluma	19:34	1-5	1-1	6-8	1	3	4	5	5	9	0	1	0
21 Zerkh Onyema	09:59	1-1	0-0	1-1	0	2	2	2	1	3	1	0	0
Team					2	5	0	0	0	2			
Totals	23:57	5-16	18:27	11	24	35	29	22	69	11	12	4	7

Shooting By Period	1 st FG%	2 nd FG%	3 rd FG%	4 th FG%	FT%
3PT%	5-27	20.6%	16.7%	16.7%	16.7%
FT%	5-8	62.5%	50.0%	50.0%	50.0%
2ndFG%	15-30	50.0%	50.0%	50.0%	50.0%
3PT%	4-10	40.0%	40.0%	40.0%	40.0%
FT%	15-19	68.4%	68.4%	68.4%	68.4%
GMFG%	20-57	40.0%	40.0%	40.0%	40.0%
3PT%	5-18	33.3%	33.3%	33.3%	33.3%
FT%	18-27	66.7%	66.7%	66.7%	66.7%

Dead Ball Rebounds: 4-2

South Carolina - 84

Record: 11-16 (1-3)

Technical Fouls: Coach 1 0-14

NO. Name	Min	FG	3P	FT	Rebounds	Fouls	PP	AS	TO	ST	Blocks	W+	
		M/A	M/A	M/A	OR	OR	OR	OR	OR	OR	BB		
5 Nick Pingle	20:12	4-8	0-1	1-4	1	5	6	4	2	9	0	1	0
30 Collin Murray-Boyles	07:02	0-16	0-1	4-6	1	1	9	10	5	8	22	3	3
1 Jacob Wright	03:38	1-4	1-4	5-6	0	1	1	2	4	8	3	1	0
2 Zachary Davis	02:14	3-3	0-0	8-8	0	5	5	4	4	12	1	2	0
6 Jamarion Thomas	08:51	1-7	1-3	12-13	1	2	3	0	5	15	2	0	1
15 Morris Ugurski	25:27	3-5	3-5	1-2	0	0	0	1	1	10	0	0	1
0 Jordan Butler	10:08	1-4	1-4	0-0	0	4	4	2	0	3	0	2	0
21 Andrew Coffer	05:55	0-2	0-2	0-2	0	1	1	2	1	2	0	0	0
31 Benjamin Bosmans-	12:53	0-2	0-0	3-4	1	0	1	2	3	3	0	0	1
Team					3	1	4	0	0	0			
Totals	22:51	0-18	34:45	7	28	35	22	28	84	12	8	5	5

Technical Fouls: NONE

Shooting By Period	1 st FG%	2 nd FG%	3 rd FG%	4 th FG%	FT%
3PT%	2-8	25.0%	16.7%	16.7%	16.7%
FT%	14-18	87.5%	87.5%	87.5%	87.5%
2ndFG%	10-20	50.0%	50.0%	50.0%	50.0%
3PT%	4-10				

Dead Ball Rebounds: 7-5

GAMECOCK
MEN'S BASKETBALL

THE LAST TIME IN SOUTH CAROLINA BASKETBALL...

AN INDIVIDUAL ...

Scored 20 or more points:	South Carolina: Collin Murray-Boyles (24), vs. Georgia (March 4, 2025), in Columbia, S.C. Opponent: Caleb Grill (22), #14/16 Missouri (Feb. 25, 2025), in Columbia, Mo.
Scored 30 or more points:	South Carolina: Collin Murray-Boyles (31) vs. Vanderbilt (Feb. 10, 2024) in Columbia, S.C. Opponent: Dalton Knecht (31), Tennessee (Jan. 30, 2024), in Knoxville, Tenn.
Scored 35 or more points:	South Carolina: Collin Murray-Boyles (35) vs. Arkansas (March 1, 2025) in Columbia, S.C. Opponent: Emoni Bates (36), Eastern Michigan (Dec. 30, 2022), in Columbia, S.C.
Scored 40 or more points:	South Carolina: Sindarius Thornwell (44), vs. Alabama (Feb. 7, 2017) in Columbia, S.C. Opponent: Jermaine Couisnard (40), Oregon (Mar. 21, 2024) in Pittsburgh, Pa.
Collected 20 or more rebounds:	South Carolina: Sindarius Thornwell (21), vs. Alabama (Feb. 7, 2017) in Columbia, S.C. Opponent: Ekpe Udoh (20), Baylor (Jan. 2, 2010) in Columbia, S.C.
Collected 15 or more rebounds:	South Carolina: Collin Murray-Boyles (16), vs. SC State (Nov. 8, 2024), in Columbia, S.C. Opponent: Henry Coleman III (15), Texas A&M (Jan. 29, 2022) in College Station, Texas
Made 12 or more field goals:	South Carolina: Collin Murray-Boyles (12) vs. Arkansas (March 1, 2025) in Columbia, S.C. Opponent: Jermaine Couisnard (14), Oregon (Mar. 21, 2024) in Pittsburgh, Pa.
Made 10 or more field goals:	South Carolina: Collin Murray-Boyles (10), at #14/16 Missouri (Feb. 25, 2025), in Columbia, Mo. Opponent: Tre Johnson (11), Texas (Feb. 22, 2025), in Columbia, S.C.
Attempted 20 or more field goals:	South Carolina: Gregory "GG" Jackson II (20), vs. Ole Miss (March 8, 2023), in Nashville, Tenn. Opponent: Tre Johnson (21), Texas (Feb. 22, 2025), in Columbia, S.C.
Attempted 25 or more field goals:	South Carolina: Sindarius Thornwell (25), vs. Alabama (Feb. 7, 2017) in Columbia, S.C. Opponent: Brandon Miller (25), No. 2/2 Alabama (Feb. 22, 2023) in Columbia, S.C.
Dished 10 or more assists:	South Carolina: Jermaine Couisnard (10), vs. Miss. State (March 3, 2020) in Columbia, S.C. Opponent: Zakai Zeigler (11), No. 11/13 Tennessee (Feb. 25, 2023) in Knoxville, Tenn.
Swiped 5 or more steals:	South Carolina: Collin Murray-Boyles (5), at Oklahoma (Jan. 18, 2025), in Norman, Okla. Opponent: Dailyn Swain (5), #22/22 Xavier (Nov. 25, 2024), in Fort Myers, Fla.
Blocked 5 or more shots:	South Carolina: Maik Kotsar (6), vs. North Greenville (Dec. 31, 2018) in Columbia, S.C. Opponent: Kadin Shedrick (5), Texas (Feb. 22, 2025), in Columbia, S.C.
Made 5 or more 3-point field goals:	South Carolina: Myles Stute (5), vs. #25/RV Clemson (Dec. 17, 2024), in Columbia, S.C. Opponent: Denzel Aberdeen (5), #3/3 Florida (Feb. 15, 2025), in Gainesville, Fla.
Attempted 8 or more 3-point field goals:	South Carolina: Zachary Davis (8) and Jamarii Thomas (8), vs. #13/15 Texas A&M (Feb. 1, 2025), in Columbia, S.C. Opponent: Wade Taylor IV (11), #13/15 Texas A&M (Feb. 1, 2025), in Columbia, S.C.
Made 10 or more free throws:	South Carolina: Collin Murray-Boyles (13), vs. Georgia (March 4, 2025), in Columbia, S.C. Opponent: Jalon Moore (10), Oklahoma (Jan. 18, 2025), in Norman, Okla..
Attempted 15 or more free throws:	South Carolina: Chris Silva (16), vs. Georgia (March 9, 2019) in Columbia, S.C. Opponent: Nendah Tarke (15), Towson (Nov. 12, 2024), in Columbia, S.C.
Played all 40 minutes of regulation:	South Carolina: AJ Lawson, at LSU (Jan. 16, 2021) in Baton Rouge, La. Opponent: Khalif Battle, Arkansas (Mar. 14, 2024), in Nashville, Tenn.
A player hit a last-second shot (within 3 seconds) to win a game:	South Carolina: Jamarii Thomas (two OT FTs), #25/RV Clemson (Dec. 17, 2024), in Columbia, S.C. Opponent: Devin McGlockton (and-1 layup after offensive rebound), at Vanderbilt (Jan. 15, 2025), in Nashville, Tenn.
A player had a double-double:	South Carolina: Collin Murray-Boyles (22 pts, 10 reb), Texas (Feb. 22, 2025), in Columbia, S.C. Opponent: Asa Newell (17 pts, 10 reb), Georgia (Jan. 28, 2025), in Athens, Ga.
Two or more players had a double-double:	South Carolina: Gregory "GG" Jackson II (20 pts, 10 reb) & Josh Gray (11 pts, 13 reb), at Florida (Jan. 25, 2023), in Gainesville, Fla. Opponent: Tolu Smith III (14 pts, 10 reb) & Cameron Matthews (18 pts, 11 reb), Mississippi State (March 9, 2024) in Starkville, Miss.
A player had a triple-double:	South Carolina: Sam Muldrow (16 points, 14 rebounds, 10 blocks) vs. Vanderbilt (Jan. 8, 2011) in Columbia, S.C. Opponent: Daniel Hackett (Southern California - 22 points, 10 rebounds, 10 assists) (Nov. 17, 2007) in Columbia, S.C.
*** Only second triple-double in South Carolina history (Chuck Eidson (25 points, 10 rebounds, 10 assists) vs. SC State (Nov. 29, 2002) in Columbia, S.C..	
Scored 30 or more points in back-to-back games:	South Carolina: Devan Downey, 30 vs. Kentucky (Jan. 26, 2010) in Columbia, S.C. 33 vs. Georgia (Jan. 30, 2010) in Columbia, S.C.
Scored 25 or more points in back-to-back games:	South Carolina: Collin Murray-Boyles, 27 at #14/16 Missouri (Feb. 25, 2025) in Columbia, Mo. 35 vs. Arkansas (March 1, 2025) in Columbia, S.C.

A TEAM ...

Scored 100 or more points:	South Carolina: 105 vs. Army (Dec. 22, 2021) in Columbia, S.C. Opponent: 101, Auburn (Feb. 14, 2024) in Auburn, Ala.
Scored 50 points or less:	South Carolina: 50, at #17/16 Miss. State (Jan. 4, 2025), in Starkville, Miss. Opponent: 48, vs. Radford (Dec. 22, 2024), in Columbia, S.C.
Scored 50 points in a half:	South Carolina: 51 (2nd half), vs. No. 24/24 Florida (Mar. 2, 2024) in Columbia, S.C. Opponent: 52 (2nd half), #14/16 Missouri (Feb. 25, 2025), in Columbia, Mo.
Failed to score 25 points in a half:	South Carolina: 19 (1st half), at #14/14 Kentucky (Feb. 8, 2025), in Lexington, Ky. Opponent: 14 (1st half), Arkansas (March 1, 2025) in Columbia, S.C.

Collected 50 or more rebounds:	South Carolina: 51, vs. SC State (Nov. 8, 2024), in Columbia, S.C. Opponent: 51, Clemson (Dec. 18, 2021) in Clemson, S.C.
Shot 60% or better from the field:	South Carolina: 60.0% (39-65), vs. High Point (March 15, 2016) in Columbia, S.C. Opponent: 63.5% (40-63), #14/16 Missouri (Feb. 25, 2025), in Columbia, Mo.
Shot 50% or better from the field:	South Carolina: 51.7% (30-58), vs. #25/RV Clemson (Dec. 17, 2024), in Columbia, S.C. Opponent: 50.0% (31-62), LSU (Feb. 18, 2025), in Baton Rouge, La.
Shot less than 30% from the field:	South Carolina: 29.3% (17-58), vs. #14/14 Miss. State (Jan. 25, 2025), in Columbia, S.C. Opponent: 28.8% (15-52), Arkansas (March 1, 2025) in Columbia, S.C.
Shot 50% or better from 3-point range (at least 10 attempts):	South Carolina: 52.2% (12-23), vs. East Carolina (Dec. 7, 2024), in Columbia, S.C. Opponent: 57.9% (11-19), #14/16 Missouri (Feb. 25, 2025), in Columbia, Mo.
Shot 20% or less from 3-point range (at least 10 attempts):	South Carolina: 8.7% (2-23), at #14/16 Missouri (Feb. 25, 2025), in Columbia, Mo. Opponent: 13.6% (3-22), Arkansas (March 1, 2025) in Columbia, S.C.
Dished 20 or more assists:	South Carolina: 20, at Mississippi State (Mar. 9, 2024), in Starkville, Miss. Opponent: 21, #14/16 Missouri (Feb. 25, 2025), in Columbia, Mo.
Made 35 or more shots:	South Carolina: 45, vs. Allen (Dec. 14, 2021) in Columbia, S.C. Opponent: 40, #14/16 Missouri (Feb. 25, 2025), in Columbia, Mo.
Attempted 80 or more shots:	South Carolina: 82, vs. No. 5/4 Kentucky, (Feb. 8, 2022) in Columbia, S.C. Opponent: 83, LSU (Feb. 10, 1996) in Columbia, S.C.
Attempted 70 or more shots:	South Carolina: 71, vs. VMI (Nov. 13, 2023), in Columbia, S.C. Opponent: 72, Army (Dec. 22, 2021) in Columbia, S.C.
Made 10 or more 3-pointers:	South Carolina: 10, vs. Georgia (March 4, 2025), in Columbia, S.C. Opponent: 11, #14/16 Missouri (Feb. 25, 2025), in Columbia, Mo.
Did not make a 3-pointer:	South Carolina: vs. USC Upstate (Nov. 6, 2018) in Columbia Opponent: Mississippi State (Feb. 23, 2022) in Columbia, S.C.
Attempted 30 or more 3-pointers:	South Carolina: 31, vs. #13/15 Texas A&M (Feb. 1, 2025), in Columbia, S.C. Opponent: 30, LSU (Feb. 18, 2025), in Baton Rouge, La.
Attempted 25 or more 3-pointers:	South Carolina: 26, vs. #5/6 Florida (Jan. 22, 2025), in Columbia, S.C. Opponent: 28, #3/3 Florida (Feb. 15, 2025), in Gainesville, Fla.
Made 30 or more free throws:	South Carolina: 34, vs. Texas (Feb. 22, 2025), in Columbia, S.C. Opponent: 34, Ole Miss (Feb. 13, 2021) in Columbia, S.C.
Attempted 40 or more free throws:	South Carolina: 45, vs. Texas (Feb. 22, 2025), in Columbia, S.C. Opponent: 44, Ole Miss (Feb. 13, 2021) in Columbia, S.C.
Swiped 15 or more steals:	South Carolina: 15, at Georgia (Feb. 27, 2021) in Athens, Ga. Opponent: 15, Vanderbilt (Jan. 15, 2025), in Nashville, Tenn.
Blocked 12 or more shots:	South Carolina: 12, vs. Coastal Carolina (Nov. 30, 2018) in Columbia, S.C. Opponent: 12, Florida (Feb. 3, 2021) in Gainesville, Fla.
Blocked 8 or more shots:	South Carolina: 8, vs. North Florida (Nov. 4, 2024), in Columbia, S.C. Opponent: 8, #2/2 Auburn (Jan. 11, 2025), in Columbia, S.C.
Won by 30 or more points:	South Carolina: 32, vs. Florida A&M (Jan. 3, 2023), in Columbia, S.C. Opponent: 30, #14/16 Missouri (Feb. 25, 2025), in Columbia, Mo..
Won by 20 or more points:	South Carolina: 26, vs. Radford (Dec. 22, 2024), in Columbia, S.C. Opponent: 21, #3/3 Florida (Feb. 15, 2025), in Gainesville, Fla.
Played a single overtime game:	Win: 91-88, #25/RV Clemson (Dec. 17, 2024), in Columbia, S.C. Loss: 65-60, vs. #14/14 Miss. State (Jan. 25, 2025), in Columbia, S.C.
Played a double overtime game:	Win: 87-85 vs. WKU (Nov. 27, 2010) in Bowling Green, Ky. Loss: 98-88 vs. Louisville (Feb. 20, 1988) in Columbia, S.C.
South Carolina played a No. 1 Team in the country:	Win: 68-62 vs. #1/1 Kentucky (Jan. 26, 2010) in Columbia, S.C. Loss: 85-73 loss to #1/1 Tennessee (Feb. 13, 2019) in Knoxville, Tenn.
South Carolina played a top-5 opponent:	Win: 63-59 at #5/5 Tennessee, (Jan. 30, 2024) in Knoxville, Tenn. Loss: 88-67 loss at #3/3 Florida (Feb. 15, 2025), in Gainesville, Fla.
South Carolina played a top-10 opponent:	Win: 63-59 win at #5/5 Tennessee (Jan. 30, 2024) in Knoxville, Tenn. Loss: 85-42 loss vs. #8/9 Tennessee (Jan. 7, 2023), in Columbia, S.C.
South Carolina played a top-25 opponent:	Win: 91-88 OT win vs. #25/RV Clemson (Dec. 17, 2024), in Columbia, S.C. Loss: 101-71 loss at #14/16 Missouri (Feb. 25, 2025), in Columbia, Mo.
South Carolina defeated a ranked opponent:	Home: 91-88 OT win vs. #25/RV Clemson (Dec. 17, 2024), in Columbia, S.C.. Away: 63-59 win at #5/5 Tennessee (Jan. 30, 2024) in Knoxville, Tenn. Neutral: 77-70 vs. #20/17 Florida (March 26, 2017) in New York City SEC Home: 82-76 win vs. #24/24 Florida (Mar. 2, 2024) in Columbia, S.C. SEC Away: 63-59 win at #5/5 Tennessee (Jan. 30, 2024) in Knoxville, Tenn.
South Carolina defeated a top-10 opponent	Home: 79-62 win vs. #6/6 Kentucky (Jan. 23, 2024) in Columbia, S.C. Away: 63-59 win at #5/5 Tennessee (Jan. 30, 2024) in Knoxville, Tenn. Neutral: 88-81 win vs. #7/7 Duke (March 19, 2017) in Greenville, S.C.
A South Carolina win opened the season:	Home: 82-53 win vs. USC Upstate (Nov. 6, 2023), in Columbia, S.C. Away: 73-52 win at Wofford (Nov. 10, 2017) in Spartanburg, S.C. Neutral: 74-61 win vs. Chaminade (Nov. 19, 2001) in Maui, Hawaii (Maui Invite)
South Carolina opened SEC play:	Home: 88-68 loss vs. #5/5 Alabama (Jan. 8, 2025), in Columbia, S.C. Away: 85-50 loss at #17/16 Miss. State (Jan. 4, 2025), in Starkville, Miss..



Jordan Butler

So. • Forward • 7-0 • 240 • Mauldin, S.C. // Missouri

CAREER HIGHS

Single Game Highs

Statistic	Value
Points	10 at Ole Miss 02/17/24
Rebounds	5 at Texas A&M 01/23/24
Assists	2 vs Ole Miss 03/02/24, vs Texas 02/22/25
Steals	2 vs SIUE 11/13/23, at Vanderbilt 02/03/24, at Missouri 02/25/25
Blocks	3 vs Texas A&M 02/07/24
FG Made	4 at Ole Miss 02/17/24
FG Attempts	7 at Ole Miss 02/17/24
3FG Made	2 vs Arkansas 03/01/25, vs Virginia Tech 11/27/24
3FG Attempts	4 vs Illinois 12/22/23, vs Texas 02/22/25, vs Arkansas 03/01/25
FT Made	4 vs Clemson 12/17/24
FT Attempts	4 vs Loyola Maryland 11/25/23, at Ole Miss 02/17/24, vs Clemson 12/17/24

SUPERLATIVES

	'24-25	Career
Double-figure scoring	-	1
Double-figure rebounding	-	-
Double-double	-	-
2+ blocks	3	12
Team high scoring	-	-
Team high rebounding	-	-
Team high blocks	4	4*
Team high steals	1	1*

includes led, or shared team high ; * Carolina ONLY



INSTAGRAM: @jordanbutlerr0

2024-25 GAME-BY-GAME

Opponent	Date	GS	MIN	Total		3-Pointers		Free throws		Rebounds				PF	A	TO	BLK	STL	PTS	AVG
				FG-FGA	PCT	3FG-3FGA	PCT	FT-FTA	PCT	OFF	DEF	TOT	AVG							
North Florida	11/04/2024		02:57	1-2	.500	1-1	1.000	0-0	.000	0	0	0	0.0	0	0	0	0	0	3	3.0
South Carolina St.	11/08/2024		03:46	0-0	.000	0-0	.000	0-0	.000	1	1	2	1.0	0	0	1	1	0	0	1.5
Towson	11/12/2024		02:53	0-1	.000	0-1	.000	0-0	.000	0	0	0	0.7	2	0	0	0	0	0	1.0
at Indiana	11/16/2024		01:46	0-0	.000	0-0	.000	0-0	.000	0	0	0	0.5	0	0	0	0	0	0	0.8
vs Xavier	11/25/2024		05:31	1-2	.500	1-2	.500	0-0	.000	0	0	0	0.4	1	0	0	1	0	3	1.2
vs Virginia Tech	11/27/2024		08:35	2-2	1.000	2-2	1.000	0-0	.000	0	1	1	0.5	0	1	0	1	0	6	2.0
at Boston College	12/03/2024		06:45	1-2	.500	1-2	.500	0-0	.000	0	0	0	0.4	2	1	0	0	0	3	2.1
USC Upstate	12/14/2024		07:22	0-2	.000	0-2	.000	1-2	.500	0	1	1	0.5	0	0	0	0	1	1	2.0
Clemson	12/17/2024		00:57	0-0	.000	0-0	.000	4-4	1.000	0	1	1	0.6	1	0	0	0	0	4	2.2
Radford	12/22/2024		03:47	0-1	.000	0-1	.000	0-0	.000	0	2	2	0.7	0	0	0	0	0	0	2.0
Presbyterian	12/30/2024		03:18	0-0	.000	0-0	.000	0-0	.000	1	1	2	0.8	0	0	0	0	0	0	1.8
at Mississippi St.	01/04/2025		05:13	0-3	.000	0-3	.000	0-0	.000	0	1	1	0.8	0	0	0	0	0	0	1.7
Alabama	01/08/2025		10:39	0-2	.000	0-2	.000	0-0	.000	0	1	1	0.8	0	0	0	1	1	0	1.5
Auburn	01/11/2025		01:29	0-0	.000	0-0	.000	0-0	.000	0	0	0	0.8	0	0	0	0	0	0	1.4
at Oklahoma	01/18/2025		04:04	1-2	.500	1-2	.500	0-0	.000	0	0	0	0.7	1	1	0	0	0	3	1.5
Florida	01/22/2025		02:52	0-0	.000	0-0	.000	0-0	.000	0	0	0	0.7	1	0	0	0	0	0	1.4
at Georgia	01/28/2025		02:24	0-0	.000	0-0	.000	0-0	.000	0	0	0	0.6	1	0	1	0	0	0	1.4
Texas A&M	02/01/2025		10:15	1-1	1.000	1-1	1.000	0-0	.000	0	0	0	0.6	1	0	0	2	0	3	1.4
at Kentucky	02/08/2025		08:58	0-1	.000	0-1	.000	0-2	.000	0	0	0	0.6	1	0	1	0	0	0	1.4
Ole Miss	02/12/2025		02:16	0-0	.000	0-0	.000	0-0	.000	0	0	0	0.6	0	0	0	0	0	0	1.3
at Florida	02/15/2025		05:03	0-0	.000	0-0	.000	2-2	1.000	2	1	3	0.7	0	0	0	0	0	2	1.3
at LSU	02/18/2025		12:50	0-1	.000	0-1	.000	2-2	1.000	0	1	1	0.7	1	0	1	0	0	2	1.4
Texas	02/22/2025		15:08	1-4	.250	1-4	.250	0-0	.000	0	4	4	0.8	2	2	0	2	0	3	1.4
at Missouri	02/25/2025		10:44	1-3	.333	0-2	.000	0-0	.000	0	2	2	0.9	3	0	0	2	2	2	1.5
Arkansas	03/01/2025		17:34	3-5	.600	2-4	.500	1-2	.500	0	1	1	0.9	4	0	0	1	0	9	1.8
Georgia	03/04/2025		14:50	0-1	.000	0-1	.000	0-0	.000	0	0	0	0.8	3	0	0	0	0	0	1.7
Totals		0	171:56	12-35	.343	10-32	.313	10-14	.714	4	18	22	0.8	24	5	4	11	4	44	1.7

Player Averages

Games Played	Minutes/game	Points/game	FG Pct	3FG Pct	FT Pct	Rebounds/game	Assists/game	Turnovers/game	Assist/Turnover ratio	Steals/game	Blocks/game
26	6.6	1.7	34.3	31.3	71.4	0.8	0.2	0.2	1.3	0.2	0.4

PLAYER BIO

2024-25

- Had his best game of the season with 9 pts & 1 blk in a win over Arkansas (March 1)
- 2 blks & 2 stls (led team in each) at #14/16 Missouri (Feb. 25)
- Pair of blocks & season-high 4 reb in win vs. Texas (Feb. 22)
- Had two blocks vs. #13/15 Texas A&M to tie for team high
- Hit four clutch FTs at end of first half in team's 91-88 (OT) win vs. No. 25 Clemson (Dec. 17)
- Made his Gamecock debut vs. North Florida (Nov. 4), hitting a 3 late in the first half

PRE-SOUTH CAROLINA

- Spent his freshman season at Missouri in 2023-24
- Played in 31 games for the Tigers, making 14 starts
- Averaged 2.3 points and 2.0 rebounds in 11.4 minutes per game
- Had his best game of the season at Ole Miss (Feb. 17) with 10 points (4-of-7 FGs) and five rebounds
- Four-star prospect and a top-150 player that was ranked No. 2 in the state of South Carolina coming out of high school
- Played five seasons at Chris Church Episcopal School with his father, John, serving as his coach
- Helped lead the Cavaliers to a pair of state titles in 2021 and 2023
- As a senior, averaged 21.4 pts, 9.8 reb, 3.4 blks & 1.2 ast per game
- Was the 2023 Class A State Player of the Year and was selected to play in the Carolina Classic All-Star Game
- Two-time all-state and all-region selection, averaged 11.0 points and 7.0 rebounds per game in his five prep years

PERSONAL

- Son of John and Casie – has an older brother John Jr. and a younger brother Josh ; born on June 20, 2005
- Mom played basketball at South Carolina from 1997-00 ; was a two-time member of the SEC Academic Honor Roll (1999, 2000) and was a member of the 1999 SEC Community Service Team ; she played in 60 games for the Gamecocks, averaging 4.6 points and 2.7 rebounds per contest
- Older brother, John Jr., played at Florida State and currently plays for the Capital City Go-Go, the Washington Wizards G-League affiliate
- Two favorite movies are Black Panther and Lion King
- Favorite player to watch and learn from is Anthony Davis
- Advice to young people is to stay the course ; you're on God's timing, not yours
- Communications major

CAREER STATS

				Field Goals		3-Point		F-Throws		Rebounds										Scoring	
SEASON	TEAM	GP-GS	MIN/AVG	FG-FGA	FG%	3FG-3FGA	3FG%	FT-FTA	FT%	OFF	DEF	TOT	AVG	PF-FO	A	TO	BLK	STL	PTS	AVG	
2023-24	MO	30-13	329/11.0	23-58	.397	4-25	.160	10-20	.500	19	38	57	1.9	67-4	4	12	25	9	60	2.0	
2024-25	SC	26-0	172/6.6	12-35	.343	10-32	.313	10-14	.714	4	18	22	0.8	24-0	5	4	11	4	44	1.7	
TOTAL FOR SC		26-0	172/6.6	12-35	.343	10-32	.313	10-14	.714	4	18	22	0.8	24-0	5	4	11	4	44	1.7	
TOTAL		56-13	501/8.9	35-93	.376	14-57	.246	20-34	.588	23	56	79	1.4	91-4	9	16	36	13	104	1.9	

Sr. • Guard • 6-2 • 185 • Fort Mill, S.C. // Legacy Early College (Greenville, S.C.)

CAREER HIGHS

Single Game Highs	
Statistic	Value
Points	20 vs South Carolina St. 11/08/24, vs Alabama 01/08/25
Rebounds	10 at Vanderbilt 01/15/25
Assists	6 vs Georgetown 12/05/21, vs North Florida 11/04/24, vs USC Upstate 12/14/24
Steals	2 11 times
Blocks	1 7 times
FG Made	7 vs Alabama 02/22/23, vs Alabama 01/08/25, vs South Carolina St. 11/08/24
FG Attempts	12 vs USC Upstate 11/25/22, vs Florida 03/02/24, vs Alabama 01/08/25
3FG Made	5 at LSU 02/18/23
3FG Attempts	8 vs Florida 03/02/24, at LSU 02/18/23
FT Made	6 vs Alabama 01/08/25, at Vanderbilt 01/15/25
FT Attempts	8 vs Georgia 03/04/23

SUPERLATIVES

	'24-25	Career
Double-figure scoring	10	29
Double-figure assists	-	-
Double-figure rebounds	1	1
Double-double	-	-
5+ assists	4	6
2+ steals	2	11
Team high scoring	3	3
Team high assists	8	30
Team high rebounds	2	2
Team high steals	3	15



IG: @jacobi
X: @JacobiWright
TIKTOK: @jacobiwright

includes led, or shared team high

2024-25 GAME-BY-GAME

Opponent	Date	GS	MIN	Total		3-Pointers		Free throws		Rebounds		PF	A	TO	BLK	STL	PTS	AVG
				FG-FGA	PCT	3FG-3FGA	PCT	FT-FTA	PCT	OFF	DEF	TOT						
North Florida	11/04/2024		27:40	6-8	.750	0-1	.000	0-0	.000	0	2	2	2.0	1	6	2	0	12 12.0
South Carolina St.	11/08/2024	*	26:42	7-10	.700	4-7	.571	2-2	1.000	0	2	2	2.0	1	3	3	1	20 16.0
Towson	11/12/2024	*	29:09	5-11	.455	3-7	.429	3-4	.750	0	2	2	2.0	1	2	1	0	16 16.0
at Indiana	11/16/2024	*	27:52	2-11	.182	0-3	.000	2-4	.500	0	0	0	1.5	0	2	0	0	6 13.5
Mercer	11/21/2024	*	27:09	4-10	.400	2-6	.333	1-2	.500	2	1	3	1.8	0	5	4	1	11 13.0
vs Xavier	11/25/2024	*	28:17	4-8	.500	0-2	.000	2-2	1.000	0	4	4	2.2	2	1	1	0	10 12.5
vs Virginia Tech	11/27/2024	*	29:37	1-5	.200	1-4	.250	4-6	.667	0	3	3	2.3	3	2	1	0	7 11.7
at Boston College	12/03/2024	*	25:52	2-3	.667	1-1	1.000	3-4	.750	0	1	1	2.1	2	3	2	0	8 11.3
East Carolina	12/07/2024	*	28:12	2-9	.222	2-5	.400	0-0	.000	0	2	2	2.1	1	1	0	0	6 10.7
USC Upstate	12/14/2024	*	23:35	3-8	.375	2-3	.667	2-2	1.000	1	1	2	2.1	1	6	2	0	10 10.6
Clemson	12/17/2024	*	40:48	4-9	.444	1-2	.500	0-2	.000	0	2	2	2.1	2	2	1	0	9 10.5
Radford	12/22/2024	*	23:31	2-6	.333	2-5	.400	0-0	.000	2	0	2	2.1	2	1	1	0	6 10.1
Presbyterian	12/30/2024	*	19:53	0-2	.000	0-1	.000	0-0	.000	0	0	0	1.9	0	1	1	0	0 9.3
at Mississippi St.	01/04/2025	*	19:55	1-4	.250	0-2	.000	0-0	.000	0	0	0	1.8	0	0	0	0	2 8.8
Alabama	01/08/2025	*	30:38	7-12	.583	0-2	.000	6-6	1.000	0	3	3	1.9	2	1	2	1	20 9.5
Auburn	01/11/2025	*	30:51	0-5	.000	0-2	.000	0-0	.000	1	2	3	1.9	2	4	3	0	0 8.9
at Vanderbilt	01/15/2025	*	33:10	1-6	.167	0-2	.000	6-6	1.000	2	8	10	2.4	5	2	3	0	1 8 8.9
at Oklahoma	01/18/2025	*	33:21	4-8	.500	2-2	1.000	0-0	.000	1	1	2	2.4	1	5	2	0	1 10 8.9
Florida	01/22/2025	*	37:42	2-8	.250	0-3	.000	2-2	1.000	0	5	5	2.5	2	2	2	0	6 8.8
Mississippi St.	01/25/2025	*	23:34	2-6	.333	1-2	.500	0-1	.000	1	1	2	2.5	4	0	1	0	5 8.6
at Georgia	01/28/2025	*	26:50	0-3	.000	0-2	.000	0-0	.000	2	2	4	2.6	2	2	2	0	1 8.2
Texas A&M	02/01/2025	*	33:23	1-6	.167	1-6	.167	0-0	.000	1	4	5	2.7	3	2	1	0	1 3 8.0
at Kentucky	02/08/2025	*	23:07	4-8	.500	1-4	.250	3-4	.750	0	1	1	2.6	1	1	1	0	1 12 8.1
Ole Miss	02/12/2025	*	28:25	3-4	.750	0-1	.000	3-4	.750	0	1	1	2.5	2	0	1	0	9 8.2
at Florida	02/15/2025	*	23:27	6-9	.667	0-1	.000	1-1	1.000	0	4	4	2.6	0	0	1	0	13 8.4
at LSU	02/18/2025	*	33:51	2-4	.500	1-1	1.000	2-2	1.000	1	0	1	2.5	1	3	0	0	1 7 8.3
Texas	02/22/2025	*	31:18	1-6	.167	1-4	.250	5-6	.833	0	1	1	2.5	2	3	1	0	2 8 8.3
at Missouri	02/25/2025	*	26:58	2-9	.222	0-3	.000	0-0	.000	0	1	1	2.4	0	0	3	0	4 8.1
Arkansas	03/01/2025	*	33:20	0-2	.000	0-1	.000	0-0	.000	0	0	0	2.3	2	4	0	0	1 0 7.9
Georgia	03/04/2025	*	31:52	2-8	.250	2-4	.500	0-0	.000	0	1	1	2.3	4	4	1	0	6 7.8
Totals			29	860:00	80-208	.385	27-89	.303	47-60	.783	14	55	69	2.3	49	68	43	3 14 234 7.8

Player Averages

Games Played	Minutes/game	Points/game	FG Pct	3FG Pct	FT Pct	Rebounds/game	Assists/game	Turnovers/game	Assist/Turnover ratio	Steals/game	Blocks/game
30	28.7	7.8	38.5	30.3	78.3	2.3	2.3	1.4	1.6	0.5	0.1

PLAYER BIO

AWARDS/HONORS

- SEC Academic Honor Roll – 2021-22, 2022-23, 2023-24
- SEC Community Service Team – 2022

2024-25

- 13 pts (team high) at #3/3 Florida (Feb. 15)
- 10 pts, 5 ast (led team) at Oklahoma (Jan. 18)
- Career-high 10 rebounds at Vanderbilt (Jan. 15)
- Tied career high again with 20 pts vs. #5/5 Alabama (Jan. 8)
- Matched career high with 6 assists vs. USC Upstate (Dec. 14)
- Had career-high 20 points in first win of the season vs. SC State (Nov. 8) ; went 7-of-10 from the floor and 4-of-7 from 3 ; was his first time leading team in scoring in 4 seasons
- Matched his career-high with 6 ast vs. UNF (Nov. 4)

CAREER HIGHLIGHTS

- Played in all 34 games in 23-24 with one start and was key reserve off the bench ; averaged 5.9 points, 1.9 assists and 1.8 rebounds in 22.9 minutes per game in helping the team to post a 26-8 record and return to the NCAA Tournament for the first time since 2017
- Team went 8-0 in games he scored in double figures in 23-24
- Scored a season-high 16 points in a comeback victory vs. No. 24/24 Florida (3/2/24) ; was 4-of-8 from 3
- Went 4-of-6 from 3 and had 14 pts off the bench in win vs. No. 6/6 Kentucky (1/23/24)
- Played a season-high 29 minutes and had 11 points in comeback, overtime victory at Missouri (1/13/24) ; hit the game-winning shot with 13 seconds left in OT with a fade-away jumper over 7-foot-5 Connor Vanover
- Became key contributor in sophomore campaign, playing in 32 games with 15 starts including the final nine games of the season
- Averaged 7.3 points, 2.1 rebounds and 1.8 assists per game ; scored in double figures nine times and dished out three or more assists on 10 occasions
- Had 13 points off the bench in overtime game at Georgia (1/28/23) ; was his first career SEC game in double figures
- Led the team to a comeback victory on the road at Ole Miss (2/11/23) with 17 points, five rebounds and four assists ; nailed a go-ahead corner 3 with 44 seconds remaining in the 64-61 victory
- Led the team to victory again on the road with a then career-high 18 points at LSU (2/18/23) ; made 5 3s (career-high)

PERSONAL

- Son of Chris and Mikisha Wright ; has a younger sister, Kiana
- His advice to young people is "believe in yourself, or nobody else will, everyone's journey is different."
- Began playing basketball at the age of five
- Lists Devin Booker as his favorite pro player
- A sport and entertainment management major

CAREER STATS

				Field Goals		3-Point		F-Throws		Rebounds									Scoring	
SEASON	TEAM	GP-GS	MIN/AVG	FG-FGA	FG%	3FG-3FGA	3FG%	FT-FTA	FT%	OFF	DEF	TOT	AVG	PF-FO	A	TO	BLK	STL	PTS	AVG
2021-22	SC	30-9	465/15.5	36-113	.319	11-43	.256	20-28	.714	7	40	47	1.6	36-0	55	38	1	15	103	3.4
2022-23	SC	32-15	941/29.4	82-207	.396	28-80	.350	42-57	.737	14	53	67	2.1	56-0	57	31	1	17	234	7.3
2023-24	SC	34-1	779/22.9	69-191	.361	29-90	.322	35-49	.714	15	46	61	1.8	46-0	64	21	2	15	202	5.9
2024-25	SC	30-29	860/28.7	80-208	.385	27-89	.303	47-60	.783	14	55	69	2.3	49-1	68	43	3	14	234	7.8
TOTAL		126-54	3044/24.2	267-719	.371	95-302	.315	144-194	.742	50	194	244	1.9	187-1	244	133	7	61	773	6.1

2

Zachary Davis

Jr. • Guard • 6-7 • 200 • Orangeburg, S.C. // Denmark-Olar (Denmark, S.C.)

CAREER HIGHS

Single Game Highs

Statistic	Value
Points	22 at Mississippi St. 01/04/25, vs Florida 01/22/25
Rebounds	10 vs Arkansas 03/01/25, vs Ole Miss 02/12/25
Assists	5 vs Arkansas 03/01/25
Steals	4 vs Mississippi St. 01/25/25
Blocks	2 vs Tennessee 01/07/23
FG Made	9 vs Florida 01/22/25
FG Attempts	18 vs Florida 01/22/25
3FG Made	3 vs Texas A&M 02/01/25, vs Florida 01/22/25
3FG Attempts	10 vs Florida 01/22/25
FT Made	9 at Mississippi St. 01/04/25
FT Attempts	10 at Mississippi St. 01/04/25

SUPERLATIVES

	'24-25	Career
Double-figure scoring	10	17
Double-figure rebounding	2	2
Double-double	-	-
5+ assists	1	1
2+ blocks	-	1
3+ steals	4	7
Team high scoring	2	3
Team high rebounding	3	6
Team high assists	7	12
Team high blocks	1	9
Team high steals	10	28

includes led, or shared team high ; * Carolina ONLY



IG: @therealzlo

X: @ZacharyDavis2_

TIKTOK: @itsnotzachary

2024-25 GAME-BY-GAME

Opponent	Date	GS	MIN	Total		3-Pointers		Free throws		Rebounds				PF	A	TO	BLK	STL	PTS	AVG	
				FG-FGA	PCT	3FG-3FGA	PCT	FT-FTA	PCT	OFF	DEF	TOT	AVG								
North Florida	11/04/2024	*	26:51	4-8	.500	1-5	.200	3-4	.750	1	5	6	6.0	4	4	2	0	1	12	12.0	
South Carolina St.	11/08/2024		28:08	3-7	.429	0-3	.000	4-4	1.000	2	4	6	6.0	2	4	0	0	1	10	11.0	
Towson	11/12/2024		18:31	1-4	.250	0-2	.000	0-1	.000	0	4	4	5.3	4	1	0	0	1	2	8.0	
at Indiana	11/16/2024		12:12	3-4	.750	0-1	.000	2-2	1.000	0	2	2	4.5	2	1	0	0	0	8	8.0	
Mercer	11/21/2024		27:23	7-12	.583	2-5	.400	2-4	.500	1	4	5	4.6	0	2	0	0	1	18	10.0	
vs Xavier	11/25/2024		26:13	3-8	.375	0-1	.000	2-2	1.000	2	2	4	4.5	1	2	0	0	2	8	9.7	
vs Virginia Tech	11/27/2024		27:11	4-8	.500	1-2	.500	3-4	.750	2	5	7	4.9	0	3	2	0	0	12	10.0	
at Boston College	12/03/2024		26:37	2-2	1.000	1-1	1.000	3-6	.500	0	3	3	4.6	2	0	0	0	1	8	9.8	
East Carolina	12/07/2024		28:07	3-5	.600	2-2	1.000	2-4	.500	1	2	3	4.4	2	2	3	0	0	10	9.8	
USC Upstate	12/14/2024		14:28	3-7	.429	1-3	.333	2-2	1.000	0	2	2	4.2	1	0	2	0	1	9	9.7	
Clemson	12/17/2024		09:10	0-1	.000	0-0	.000	0-0	.000	0	0	0	3.8	4	0	0	0	0	0	8.8	
Radford	12/22/2024		18:28	2-7	.286	0-3	.000	4-4	1.000	1	0	1	3.6	0	0	0	0	0	8	8.8	
Presbyterian	12/30/2024		26:37	1-6	.167	0-0	.000	5-6	.833	4	3	7	3.8	5	1	2	1	3	7	8.6	
at Mississippi St.	01/04/2025		23:46	6-13	.462	1-4	.250	9-10	.900	2	1	3	3.8	0	2	0	0	0	22	9.6	
Alabama	01/08/2025	*	28:47	4-9	.444	2-2	1.000	0-0	.000	0	5	5	3.9	2	2	1	1	0	10	9.6	
Auburn	01/11/2025	*	26:30	3-5	.600	0-0	.000	0-0	.000	1	5	6	4.0	3	1	1	0	0	6	9.4	
at Vanderbilt	01/15/2025	*	28:26	1-5	.200	1-2	.500	0-0	.000	0	6	6	4.1	0	2	5	0	0	3	9.0	
at Oklahoma	01/18/2025	*	34:29	2-9	.222	2-7	.286	1-4	.250	1	2	3	4.1	3	2	4	0	2	7	8.9	
Florida	01/22/2025	*	32:33	9-18	.500	3-10	.300	1-2	.500	1	4	5	4.1	2	4	6	0	3	22	9.6	
Mississippi St.	01/25/2025	*	38:08	3-12	.250	1-4	.250	0-0	.000	1	1	2	4.0	2	2	3	0	4	7	9.5	
at Georgia	01/28/2025	*	32:12	2-10	.200	1-5	.200	1-2	.500	3	2	5	4.0	2	2	4	0	1	6	9.3	
Texas A&M	02/01/2025	*	32:02	3-9	.333	3-8	.375	3-4	.750	2	4	6	4.1	4	4	3	0	1	12	9.4	
at Kentucky	02/08/2025	*	33:00	3-8	.375	1-2	.500	0-0	.000	2	4	6	4.2	0	1	0	0	0	7	9.3	
Ole Miss	02/12/2025	*	35:20	3-8	.375	1-4	.250	0-0	.000	1	9	10	4.5	2	2	3	0	3	7	9.2	
at Florida	02/15/2025	*	28:25	2-3	.667	1-1	1.000	0-0	.000	0	4	4	4.4	2	2	5	0	2	5	9.0	
at LSU	02/18/2025	*	28:16	0-2	.000	0-1	.000	0-0	.000	0	1	1	4.3	2	3	3	0	2	0	8.7	
Texas	02/22/2025	*	29:14	3-3	1.000	0-0	.000	6-8	.750	0	5	5	4.3	4	1	2	0	2	12	8.8	
at Missouri	02/25/2025	*	20:57	2-6	.333	1-4	.250	0-0	.000	1	3	4	4.3	2	1	1	0	0	5	8.7	
Arkansas	03/01/2025	*	29:41	0-4	.000	0-1	.000	1-2	.500	2	8	10	4.5	1	5	4	0	0	1	8.4	
Georgia	03/04/2025	*	33:51	2-7	.286	2-6	.333	2-2	1.000	0	7	7	4.6	2	1	1	0	2	8	8.4	
Totals			17	805:33	84-210	.400	28-89	.315	56-77	.727	31	107	138	4.6	60	55	59	2	33	252	8.4

Player Averages

Games Played	Minutes/game	Points/game	FG Pct	3FG Pct	FT Pct	Rebounds/game	Assists/game	Turnovers/game	Assist/Turnover ratio	Steals/game	Blocks/game
30	26.9	8.4	40.0	31.5	72.7	4.6	1.8	2.0	0.9	1.1	0.1

PLAYER BIO

AWARDS/HONORS

- SEC Academic Honor Roll – 2023-24
- SEC Community Service Team – 2023-24

2024-25

- Matched career-high with 22 pts (18 in the 2nd half) vs. #5/5 Florida (Jan. 22); also led the team with 3 stls
- Career-high 22 pts at #17/16 Miss. St. (Jan. 4)
- Matched career-high with 3 stls in win vs. PC (Dec. 30)
- Career-high 18 pts off bench in win over Mercer (Nov. 21)
- Came off the bench in win vs. SC State (Nov. 8) and filled up the stat sheet with 10 pts, 6 reb, 4 ast, 1 stl and 0 TOs

CAREER HIGHLIGHTS

- Became a key contributor and the team's best defender in second season in 23-24, playing in 33 games while starting the final 17 contests
- Averaged 5.9 points, 3.6 rebounds, 1.3 assists and 0.7 steals in 23.0 minutes per game in 23-24
- Scored in double figures a career-best six times, five of which came in SEC games; team was 8-1 when he scored nine or more points in 23-24
- Shot 43.2 percent (70-of-162) from the floor in 23-24, the third-best percentage on the team of the seven players who played 20.0 minutes or more per game
- Put together impressive back-to-back performances on the road in wins at Ole Miss (2/24/24) and at Texas A&M (2/28/24); had 14 points and a career-high nine rebounds against the Rebels; logged a career-high 16 points on 8-of-14 shooting against the Aggies
- Appeared in 30 games making a pair of starts in 22-23; averaged 2.2 points, 2.2 rebounds and 0.7 assists per game while shooting 38.2 percent (26-of-68) from the floor
- Started for the first time in a 68-53 win vs. USC Upstate (11/25/22) and finished the game with seven points, four rebounds and an assist
- Started for the first time in SEC play vs. Texas A&M (1/14/23) and had a season-high 13 points in 22 minutes; went 4-of-6 from the field in what was his only game in double figures on the season

PERSONAL

- Son of Hercules and Karla Davis – has an older sister, Danielle
- Dad was his high school coach at Denmark-Olar
- Earned a spot on the A-B honor roll every year of high school
- Thinks he can beat coach Paris in HORSE but that it would be a 'good game'
- Shrimp alfredo is favorite meal and go-to spot for a meal is Zaxby's
- Mass communication major

CAREER STATS

SEASON	TEAM	GP-GS	MIN/AVG	Field Goals		3-Point		F-Throws		Rebounds				Scoring						
				FG-FGA	FG%	3FG-3FGA	3FG%	FT-FTA	FT%	OFF	DEF	TOT	AVG	PF-FO	A	TO	BLK	STL	PTS	AVG
2022-23	SC	30-2	418/13.9	26-68	.382	6-35	.171	8-12	.667	16	51	67	2.2	33-0	22	18	5	21	66	2.2
2023-24	SC	33-17	757/23.0	70-162	.432	18-72	.250	36-54	.667	32	86	118	3.6	60-0	43	32	7	22	194	5.9
2024-25	SC	30-17	806/26.9	84-210	.400	28-89	.315	56-77	.727	31	107	138	4.6	60-1	55	59	2	33	252	8.4
TOTAL		93-36	1981/21.3	180-440	.409	52-196	.265	100-143	.699	79	244	323	3.5	153-1	120	109	14	76	512	5.5

5

Nick Pringle

Gr. • Forward • 6-10 • 220 • Seabrook, S.C. // Alabama

CAREER HIGHS

Single Game Highs

Statistic	Value
Points	19 vs Georgia 02/18/23, vs A&M-Corpus Christi 03/16/23, vs USC Upstate 12/14/24
Rebounds	15 vs A&M-Corpus Christi 03/16/23
Assists	4 vs Radford 12/22/24
Steals	3 vs Toccoa Falls 11/25/20, vs Florida 02/08/23
Blocks	3 vs Longwood 11/07/22, vs South Alabama 11/14/23, vs North Florida 11/04/24
FG Made	9 vs Georgia 02/18/23
FG Attempts	13 vs Florida 02/21/24
3FG Attempts	1 vs Carver 11/28/20, at Richmond 12/07/20, vs Texas 02/22/25
FT Made	10 vs Radford 12/22/24
FT Attempts	13 vs Clemson 03/30/24

SUPERLATIVES

	'24-25	Career
Double-figure scoring	13	32
Double-figure rebounding	4	11
Double-double	2	8
3+ steals	-	2
2+ blocks	3	12
Team high scoring	1	1*
Team high rebounding	10	10*
Team high assists	1	1*
Team high blocks	6	6*

includes led, or shared team high ; * Carolina ONLY



IG: @inickpringle

X: @iNickPringle

2024-25 GAME-BY-GAME

Opponent	Date	GS	MIN	Total		3-Pointers		Free throws		Rebounds				PF	A	TO	BLK	STL	PTS	AVG	
				FG-FGA	PCT	3FG-3FGA	PCT	FT-FTA	PCT	OFF	DEF	TOT	AVG								
North Florida	11/04/2024	*	21:51	0-2	.000	0-0	.000	3-8	.375	1	8	9	9.0	0	1	0	3	0	3	3.0	
South Carolina St.	11/08/2024	*	23:15	3-7	.429	0-0	.000	2-5	.400	2	2	4	6.5	5	2	0	0	1	8	5.5	
Towson	11/12/2024	*	29:30	6-8	.750	0-0	.000	3-4	.750	2	7	9	7.3	1	2	2	1	1	15	8.7	
at Indiana	11/16/2024	*	32:44	4-5	.800	0-0	.000	5-7	.714	4	7	11	8.3	4	2	3	1	1	13	9.8	
Mercer	11/21/2024	*	24:25	1-3	.333	0-0	.000	4-6	.667	1	6	7	8.0	3	1	0	1	0	6	9.0	
vs Xavier	11/25/2024	*	18:43	4-7	.571	0-0	.000	1-1	1.000	0	3	3	7.2	4	0	0	0	0	9	9.0	
vs Virginia Tech	11/27/2024	*	16:28	1-2	.500	0-0	.000	0-0	.000	1	5	6	7.0	3	2	0	0	0	2	8.0	
at Boston College	12/03/2024	*	18:56	3-5	.600	0-0	.000	5-6	.833	1	3	4	6.6	2	1	1	0	0	11	8.4	
East Carolina	12/07/2024	*	25:54	2-3	.667	0-0	.000	4-4	1.000	3	7	10	7.0	2	1	1	0	0	8	8.3	
USC Upstate	12/14/2024	*	24:39	8-10	.800	0-0	.000	3-3	1.000	2	4	6	6.9	2	0	1	2	0	19	9.4	
Clemson	12/17/2024	*	26:32	7-8	.875	0-0	.000	4-7	.571	1	4	5	6.7	5	2	1	1	0	18	10.2	
Radford	12/22/2024	*	27:15	1-1	1.000	0-0	.000	10-10	1.000	2	6	8	6.8	3	4	1	1	0	12	10.3	
Presbyterian	12/30/2024	*	24:38	5-6	.833	0-0	.000	4-7	.571	1	4	5	6.7	1	2	1	2	0	14	10.6	
at Mississippi St.	01/04/2025	*	27:59	3-5	.600	0-0	.000	2-4	.500	1	2	3	6.4	3	3	3	0	1	8	10.4	
Alabama	01/08/2025	*	25:04	4-6	.667	0-0	.000	5-9	.556	1	5	6	6.4	3	0	3	0	0	13	10.6	
Auburn	01/11/2025	*	32:09	5-11	.455	0-0	.000	2-5	.400	5	5	10	6.6	3	0	0	0	1	12	10.7	
at Vanderbilt	01/15/2025	*	23:09	0-2	.000	0-0	.000	3-4	.750	1	2	3	6.4	5	1	3	0	0	3	10.2	
at Oklahoma	01/18/2025	*	18:04	2-4	.500	0-0	.000	1-2	.500	1	3	4	6.3	3	1	3	0	0	5	9.9	
Florida	01/22/2025	*	34:33	4-6	.667	0-0	.000	0-2	.000	4	3	7	6.3	3	3	3	0	1	8	9.8	
Mississippi St.	01/25/2025	*	33:20	2-4	.500	0-0	.000	1-2	.500	5	7	12	6.6	2	1	3	1	0	5	9.6	
at Georgia	01/28/2025	*	18:08	2-6	.333	0-0	.000	2-2	1.000	1	5	6	6.6	3	0	0	0	0	6	9.4	
Texas A&M	02/01/2025	*	20:49	1-2	.500	0-0	.000	3-4	.750	2	1	3	6.4	2	0	3	0	0	5	9.2	
at Kentucky	02/08/2025	*	26:58	3-6	.500	0-0	.000	3-4	.750	3	6	9	6.5	1	1	0	1	2	9	9.2	
Ole Miss	02/12/2025	*	21:53	4-6	.667	0-0	.000	4-9	.444	1	3	4	6.4	4	0	0	0	0	12	9.3	
at Florida	02/15/2025	*	22:12	3-5	.600	0-0	.000	6-6	1.000	1	2	3	6.3	3	0	2	0	2	12	9.4	
at LSU	02/18/2025	*	23:04	2-6	.333	0-0	.000	2-2	1.000	1	4	5	6.2	3	1	6	0	0	6	9.3	
Texas	02/22/2025	*	20:32	4-6	.667	0-1	.000	1-4	.250	1	5	6	6.2	4	0	1	0	0	9	9.3	
at Missouri	02/25/2025	*	18:49	1-2	.500	0-0	.000	2-4	.500	1	2	3	6.1	1	1	2	0	1	4	9.1	
Arkansas	03/01/2025	*	22:54	7-11	.636	0-0	.000	4-5	.800	0	9	9	6.2	2	0	1	0	2	18	9.4	
Georgia	03/04/2025	*	24:13	5-8	.625	0-0	.000	1-1	1.000	1	2	3	6.1	1	2	0	0	0	11	9.5	
Totals			30	728:39	97-163	.595	0-1	.000	90-137	.657	51	132	183	6.1	81	34	44	14	13	284	9.5

Player Averages

Games Played	Minutes/game	Points/game	FG Pct	3FG Pct	FT Pct	Rebounds/game	Assists/game	Turnovers/game	Assist/Turnover ratio	Steals/game	Blocks/game
30	24.3	9.5	59.5	0.0	65.7	6.1	1.1	1.5	0.8	0.4	0.5

PLAYER BIO

2024-25

- 18 pts & 9 reb in win vs. Arkansas (March 1) in what was his best SEC game of the season
- 12 pts & 10 reb vs. #2/2 Auburn (Jan. 11)
- 12 pts, 8 reb & 4 ast (career high) in win vs. Radford (Dec. 22); made career-high 10 FTs and was perfect 10-for-10 at FT line (first SC player to make 10 FTs & not miss since Gregory "GG" Jackson II at Miss. State on 2/28/23)
- 18 pts (7-of-8 FGs) in OT win vs. Clemson (Dec. 17)
- Led team with 19 pts in win vs. USC Upstate (Dec. 14)
- First double-double at SC with 13 pts (4-of-5 FGs) and 11 reb at No. 16/16 Indiana
- First game in double figures at SC with 15 pts and 9 reb in blowout victory over Towson (Nov. 12)

CAREER HIGHLIGHTS

- In two seasons at Alabama (2022-24), averaged 5.2 points and 4.1 rebounds per contest in 68 games played
- Helped lead the team to its first Final Four in program history this past season playing in 34 games (16 starts) while averaging 6.8 points, 5.1 rebounds, 0.7 assists and 0.7 blocks per contest
- Had a trio of double-doubles, including 16 points and 11 rebounds in the team's Elite Eight win over Clemson
- Led the Crimson Tide with a 62.3 field goal percentage (86-of-138) and 40 dunks in 2023-24; had a season-high 17 points in a 109-92 win at LSU (2/10/24)
- Was a part of a Crimson Tide team that won the SEC Regular Season Championship and the SEC Tournament in 2022-23
- Played in 36 games and helped Alabama reach the Sweet 16; had the best game of his career in the round of 64 in the 2023 NCAA Tournament with 19 points and 15 rebounds in a 96-75 win over Texas A&M-Corpus Christi
- Spent a season at Dodge City Community College in Kansas in 2021-22; had seven double-doubles and 14 double-digit rebounding performances for the Conquistadors
- Was ranked the No. 1 JUCO power forward and the No. 2 overall JUCO prospect by 247Sports
- Began his collegiate career at Wofford in 2020-21, playing in 15 games for the Terriers

PERSONAL

- Son of Kwajalean; born on Sept. 16, 2001
- Has two cousins that played football at Jackson State and another that played at Eskrine College; another cousin, Dee Delaney, plays defensive back for the Buffalo Bills
- List Martin and The Fresh Prince of Bel Air as favorite TV shows
- Fav pro players to watch & learn from are Kevin Durant & Myles Turner
- Go-to meals are red rice, pasta and lowcountry boil

CAREER STATS

				Field Goals		3-Point		F-Throws		Rebounds									Scoring	
SEASON	TEAM	GP-GS	MIN/AVG	FG-FGA	FG%	3FG-3FGA	3FG%	FT-FTA	FT%	OFF	DEF	TOT	AVG	PF-FO	A	TO	BLK	STL	PTS	AVG
2020-21	WOF	15-0	92/6.2	13-22	.591	0-2	.000	4-11	.364	13	19	32	2.1	13-0	2	9	1	8	30	2.0
2022-23	UA	36-0	289/8.0	50-59	.847	0-0	.000	26-55	.473	37	74	111	3.1	59-0	7	17	15	8	126	3.5
2023-24	UA	34-16	626/18.4	86-138	.623	0-0	.000	60-108	.556	74	101	175	5.1	89-5	24	34	23	11	232	6.8
2024-25	SC	30-30	729/24.3	97-163	.595	0-1	.000	90-137	.657	51	132	183	6.1	81-3	34	44	14	13	284	9.5
TOTAL FOR SC		30-30	729/24.3	97-163	.595	0-1	.000	90-137	.657	51	132	183	6.1	81-3	34	44	14	13	284	9.5
TOTAL		115-46	1735/15.1	246-382	.644	0-3	.000	180-311	.579	175	326	501	4.4	242-8	67	104	53	40	672	5.8



Jamarri Thomas

Sr. • Guard • 5-11 • 190 • Greensboro, N.C. // Norfolk State

CAREER HIGHS

Single Game Highs

Statistic	Value
Points	31 at Illinois St. 12/09/23
Rebounds	7 vs Penn St-Wilkes Barre 11/06/23, vs Clemson 12/17/24
Assists	9 vs William & Mary 11/28/23
Steals	5 vs FGCU 11/20/23
Blocks	1 15 times
FG Made	9 at Stony Brook 12/13/23, at LSU 02/18/25
FG Attempts	19 at Morgan St. 02/26/24
3FG Made	5 at Stony Brook 12/13/23, vs East Carolina 12/07/24
3FG Attempts	8 at Delaware St. 03/02/24, vs East Carolina 12/07/24, vs Texas A&M 02/01/25
FT Made	16 vs N.C. Central 02/19/24
FT Attempts	19 vs N.C. Central 02/19/24

SUPERLATIVES

	'24-25	Career
Double-figure scoring	19	61
Double-figure assists	-	-
Double-double	-	-
5+ assists	6	22
3+ steals	2	18
Team high scoring	6	6*
Team high rebounding	1	1*
Team high assists	12	12*
Team high steals	12	12*

includes led, or shared team high ; * Carolina ONLY



IG: @thejamariithomas
X: @JamariiXThomas
TIKTOK: @thejamariithomas

2024-25 GAME-BY-GAME

Opponent	Date	GS	Total		3-Pointers		Free throws		Rebounds				PF	A	TO	BLK	STL	PTS	AVG		
			FG	FGA	PCT	3FG	3FGA	PCT	FT	FTA	PCT	OFF								DEF	TOT
North Florida	11/04/2024	*	33:18	4-8	.500	0-2	.000	4-4	1.000	0	4	4	4.0	3	2	3	0	2	12	12.0	
South Carolina St.	11/08/2024	*	28:30	5-8	.625	0-1	.000	4-5	.800	0	2	2	3.0	3	3	2	1	2	14	13.0	
Towson	11/12/2024	*	21:49	0-1	.000	0-1	.000	6-10	.600	1	3	4	3.3	3	5	5	0	2	6	10.7	
at Indiana	11/16/2024	*	35:53	5-14	.357	1-5	.200	2-4	.500	1	2	3	3.3	4	4	2	0	1	13	11.3	
Mercer	11/21/2024	*	28:08	5-10	.500	4-5	.800	5-8	.625	0	2	2	3.0	4	1	1	0	3	19	12.8	
vs Xavier	11/25/2024	*	33:41	3-10	.300	1-3	.333	4-6	.667	0	6	6	3.5	3	2	2	0	0	11	12.5	
vs Virginia Tech	11/27/2024	*	25:37	2-7	.286	2-6	.333	3-5	.600	0	1	1	3.1	3	0	1	0	0	9	12.0	
at Boston College	12/03/2024	*	29:02	2-9	.222	1-4	.250	3-4	.750	0	3	3	3.1	4	5	1	0	0	8	11.5	
East Carolina	12/07/2024	*	35:29	7-14	.500	5-8	.625	3-7	.429	0	0	0	2.8	0	7	3	0	0	22	12.7	
USC Upstate	12/14/2024	*	31:10	4-10	.400	2-6	.333	1-2	.500	0	3	3	2.8	3	3	0	0	2	11	12.5	
Clemson	12/17/2024	*	40:52	2-11	.182	0-5	.000	7-10	.700	2	5	7	3.2	2	3	3	0	3	11	12.4	
Radford	12/22/2024	*	32:31	5-11	.455	4-6	.667	4-4	1.000	0	4	4	3.3	1	2	3	1	1	18	12.8	
Presbyterian	12/30/2024	*	28:43	4-10	.400	1-2	.500	1-3	.333	1	2	3	3.2	2	6	3	1	2	10	12.6	
at Mississippi St.	01/04/2025	*	32:44	1-8	.125	0-3	.000	4-5	.800	1	2	3	3.2	2	6	1	0	2	6	12.1	
Alabama	01/08/2025	*	26:37	6-9	.667	1-3	.333	2-4	.500	2	1	3	3.2	5	1	3	1	1	15	12.3	
Mississippi St.	01/25/2025	*	33:31	4-9	.444	1-5	.200	10-12	.833	0	5	5	3.3	1	2	5	0	4	19	12.8	
at Georgia	01/28/2025	*	30:07	6-12	.500	3-5	.600	4-4	1.000	0	1	1	3.2	4	3	5	0	2	19	13.1	
Texas A&M	02/01/2025	*	35:03	4-13	.308	3-8	.375	4-4	1.000	0	5	5	3.3	2	5	0	0	2	15	13.2	
at Kentucky	02/08/2025	*	25:56	3-12	.250	1-6	.167	4-6	.667	0	3	3	3.3	4	2	2	0	1	11	13.1	
Ole Miss	02/12/2025	*	26:08	3-13	.231	2-5	.400	3-4	.750	3	1	4	3.3	3	1	0	0	1	11	13.0	
at Florida	02/15/2025	*	25:57	3-10	.300	0-2	.000	3-4	.750	0	0	0	3.1	0	4	3	0	0	9	12.8	
at LSU	02/18/2025	*	27:30	9-16	.563	3-6	.500	2-2	1.000	1	4	5	3.2	1	3	2	1	1	23	13.3	
Texas	02/22/2025	*	28:51	1-7	.143	1-3	.333	12-13	.923	1	2	3	3.2	0	3	2	0	1	15	13.3	
at Missouri	02/25/2025	*	30:20	5-11	.455	1-6	.167	6-8	.750	1	2	3	3.2	3	3	4	0	0	17	13.5	
Arkansas	03/01/2025	*	22:37	1-8	.125	1-4	.250	0-0	.000	0	1	1	3.1	3	1	2	0	0	3	13.1	
Georgia	03/04/2025	*	19:35	2-8	.250	2-4	.500	0-0	.000	0	1	1	3.0	2	0	1	0	0	6	12.8	
Totals			24	769:38	96-259	.371	40-114	.351	101-138	.732	14	65	79	3.0	65	77	59	5	33	333	12.8

Player Averages

Games Played	Minutes/game	Points/game	FG Pct	3FG Pct	FT Pct	Rebounds/game	Assists/game	Turnovers/game	Assist/Turnover ratio	Steals/game	Blocks/game
26	29.6	12.8	37.1	35.1	73.2	3.0	3.0	2.3	1.3	1.3	0.2

PLAYER BIO

AWARDS/HONORS

- 2024 MEAC Player of the Year & Newcomer of the Year
- 2024 First Team All-MEAC & All-Defensive Team
- 2024 Lou Henson National Player of the Year Finalist

2024-25

- Game-high 23 points at LSU (Feb. 18) ; 6-of-9 FGs
- 15 pts, 5 reb, 5 ast, 2 stls in first start since Jan. 8 against #13/15 Texas A&M (Feb. 1)
- Game-high 19 pts off bench at Georgia (Jan. 28)
- Game-high 19 pts & 4 stls off bench in OT loss to Miss. State (Jan. 25) ; was his first game back since Jan. 8 vs. #5/5 Alabama ; missed four games with a right knee sprain
- Led team with 18 pts in win vs. Radford (Dec. 22)
- Tied career-high with 7 reb. in OT win vs. #25 Clemson (Dec. 17)
- Season-high 22 pts in win vs. ECU (Dec. 7) and tied career-high with 5 made 3s
- 19 pts and 3 stls in win over Mercer (Nov. 21)
- 14 points in first win of the season against SC State (Nov. 8)
- Started against UNF (Nov. 4) and had 12 points, 4 reb, 2 ast and 2 stls in his Gamecock debut

CAREER HIGHLIGHTS

- In three seasons prior to 24-25, played in 92 games (53 starts), averaging 9.2 pts, 2.6 reb, 2.3 ast & 1.1 stls per game
- Averaged 16.9 pts, 3.8 reb, 3.8 ast & 2.1 stls per game in one season at Norfolk State in 2023-24 ; had 10 games with 20+ pts
- Had shooting splits of 40.4 percent from the floor, 38.0 percent from behind the arc and 80.9 percent in 23-24
- Spent two seasons at UNC-Wilmington from 2021-23 where he played in 59 games ; as a sophomore in 2022-23, appeared in 34 games with 23 starts

PERSONAL

- Son of Tarique and Aja – has a younger brother, Jailen
- Born on June 26, 2002
- Chose South Carolina because of it's proximity to home and the opportunity to play in the best conference
- Off the court, enjoys to bowl & going to amusement parks
- List alfredo pasta as favorite food
- Favorite pro players to watch and learn from are Ja Morant and Jrue Holiday
- Advice to younger self is stay true to who you are and never let anybody take your confidence away
- Interdisciplinary studies major

CAREER STATS

				Field Goals		3-Point		F-Throws		Rebounds									Scoring	
SEASON	TEAM	GP-GS	MIN/AVG	FG-FGA	FG%	3FG-3FGA	3FG%	FT-FTA	FT%	OFF	DEF	TOT	AVG	PF-FO	A	TO	BLK	STL	PTS	AVG
2021-22	UNCW	26-0	178/6.9	15-46	.326	2-11	.182	18-24	.750	7	21	28	1.1	24-0	15	20	3	8	50	1.9
2022-23	UNCW	34-23	651/19.2	79-213	.371	21-62	.339	61-82	.744	15	60	75	2.2	64-0	75	59	4	22	240	7.1
2023-24	Norf	33-30	1025/31.0	155-384	.404	52-137	.380	195-241	.809	24	101	125	3.8	81-0	125	79	3	69	557	16.9
2024-25	SC	26-24	770/29.6	96-259	.371	40-114	.351	101-138	.732	14	65	79	3.0	65-1	77	59	5	33	333	12.8
TOTAL FOR SC		26-24	770/29.6	96-259	.371	40-114	.351	101-138	.732	14	65	79	3.0	65-1	77	59	5	33	333	12.8
TOTAL		119-77	2624/22.0	345-902	.382	115-324	.355	375-485	.773	60	247	307	2.6	234-1	292	217	15	132	1180	9.9

CAREER HIGHS

Single Game Highs

Statistic	Value
Points	22 at Texas A&M 01/28/23
Rebounds	11 vs Southern Miss. 11/11/22
Assists	3 4 times
Steals	4 vs Winthrop 11/20/21
Blocks	3 vs South Carolina St. 11/08/24
FG Made	7 5 times
FG Attempts	15 at Texas A&M 01/28/23
3FG Made	7 at Temple 11/15/22, at Texas A&M 01/28/23
3FG Attempts	14 at Texas A&M 01/28/23
FT Made	8 vs Arkansas 01/14/23
FT Attempts	8 vs South Carolina 01/08/22, vs Arkansas 01/14/23, vs VMI 11/13/23

SUPERLATIVES

	'24-25	Career
Double-figure scoring	2	45
Double-figure rebounding	-	1
Double-figure assists	-	-
Double-double	-	1
5+ assists	-	-
3+ steals	-	2
Team high scoring	-	2*
Team high rebounding	3	3*
Team high assists	1	1*
Team high steals	2	6*

includes led, or shared team high ; * Carolina ONLY



IG: @mylesxstute

X: @mylesxstute

TIKTOK: @mylesxstute

2024-25 GAME-BY-GAME

Opponent	Date	GS	MIN	Total		3-Pointers		Free throws		Rebounds										
				FG-FGA	PCT	3FG-3FGA	PCT	FT-FTA	PCT	OFF	DEF	TOT	AVG	PF	A	TO	BLK	STL	PTS	AVG
North Florida	11/04/2024	*	16:37	2-5	.400	2-4	.500	0-0	.000	0	0	0	0.0	0	0	0	0	0	6	6.0
South Carolina St.	11/08/2024	*	18:05	1-8	.125	1-6	.167	0-0	.000	2	5	7	3.5	2	0	2	3	0	3	4.5
Towson	11/12/2024	*	26:44	2-4	.500	1-3	.333	0-0	.000	1	2	3	3.3	2	0	0	0	0	5	4.7
at Indiana	11/16/2024	*	31:33	4-14	.286	3-11	.273	0-0	.000	1	1	2	3.0	3	1	0	0	2	11	6.3
Mercer	11/21/2024	*	21:02	1-3	.333	1-2	.500	0-0	.000	0	0	0	2.4	2	1	0	0	0	3	5.6
vs Xavier	11/25/2024	*	26:02	3-5	.600	2-4	.500	0-0	.000	0	2	2	2.3	3	1	1	0	0	8	6.0
vs Virginia Tech	11/27/2024	*	19:53	1-4	.250	1-4	.250	1-2	.500	1	0	1	2.1	1	1	1	0	0	4	5.7
at Boston College	12/03/2024	*	23:45	2-6	.333	2-5	.400	2-2	1.000	1	4	5	2.5	2	1	0	1	0	8	6.0
East Carolina	12/07/2024	*	18:38	0-3	.000	0-3	.000	0-0	.000	0	2	2	2.4	2	2	1	0	1	0	5.3
USC Upstate	12/14/2024	*	22:31	0-3	.000	0-3	.000	0-0	.000	1	1	2	2.4	0	1	1	0	0	0	4.8
Clemson	12/17/2024	*	38:35	7-9	.778	5-7	.714	0-0	.000	2	3	5	2.6	0	2	2	1	0	19	6.1
Radford	12/22/2024	*	30:17	0-2	.000	0-2	.000	2-2	1.000	0	5	5	2.8	3	1	2	0	1	2	5.8
Presbyterian	12/30/2024	*	28:50	2-5	.400	2-5	.400	0-0	.000	0	3	3	2.8	1	1	2	0	0	6	5.8
at Mississippi St.	01/04/2025	*	24:40	0-4	.000	0-2	.000	1-2	.500	0	1	1	2.7	1	1	1	0	1	1	5.4
Totals			14 347:12	25-75	.333	20-61	.328	6-8	.750	9	29	38	2.7	22	15	13	5	5	76	5.4

Player Averages

Games Played	Minutes/ game	Points/ game	FG Pct	3FG Pct	FT Pct	Rebounds/ game	Assists/ game	Turnovers/ game	Assist/Turnover ratio	Steals/ game	Blocks/ game
14	24.8	5.4	33.3	32.8	75.0	2.7	1.1	0.9	1.2	0.4	0.4

PLAYER BIO

AWARDS/HONORS

- SEC Academic Honor Roll – 2022-23

2024-25

- Out indefinitely as of Jan. 7 with a left lower leg deep vein thrombosis (blood clot)
- Had breakout game with 19 pts, hitting 5 3s to help team knockoff #25 Clemson (Dec. 17), 91-88 in OT

CAREER HIGHLIGHTS

- Saw action in 27 games, making 17 starts in first season in Garnet & Black in 23-24 ; helped the team tie a school record with 26 wins capped off by an appearance in the NCAA Tournament for the first time since 2017
- Averaged 8.3 points, 3.3 rebounds and 1.0 assists per game in 23-24 despite battling shoulder and knee injuries
- Had 13 double-figure games and team was 13-0 in those contests
- Led the Gamecocks with a 38.5% (45-of-117) clip from 3 in 23-24
- Played in 91 games in three seasons at Vanderbilt (2020-23), making 59 starts ; averaged 7.4 points and 3.7 rebounds per game in 22.6 minutes per contest
- In 22-23, averaged 8.4 points and 4.6 rebounds in 34 games (26 starts) ; his 74 made 3s were T-6th most in the league with Kentucky's Antonio Reeves
- Was 78-of-183 from deep as a junior in 2021-22, leading the SEC in 3-point field goal percentage
- He averaged 8.3 points and 3.7 rebounds and tied the single-season school record for games played at 36 ; was one of just two players on the team to play in all 36 contests

PERSONAL

- Son of Natalie and Will Stute ; has an older brother, Kai, and two younger brothers: Malik and Malcom
- Mother was a bowler at Florida A&M and grandfather, Melvin Henderson, played football at Minnesota
- Born in Minneapolis, Minn.
- Has close bond with former Gamecock point guard and fellow D.C. native, Tre' Kelley (2003-07)
- Go-to food spot is Chipotle and always orders a bowl
- Played bass cello growing up and first job was a custodian at the neighborhood barbershop when he was 11-years-old.

CAREER STATS

				Field Goals		3-Point		F-Throws		Rebounds										Scoring	
SEASON	TEAM	GP-GS	MIN/AVG	FG-FGA	FG%	3FG-3FGA	3FG%	FT-FTA	FT%	OFF	DEF	TOT	AVG	PF-FO	A	TO	BLK	STL	PTS	AVG	
2020-21	VU	21-3	315/15.0	22-76	.289	18-63	.286	19-25	.760	12	37	49	2.3	25-0	11	17	2	6	81	3.9	
2021-22	VU	36-30	865/24.0	99-221	.448	79-183	.432	29-42	.690	27	105	132	3.7	85-1	13	25	10	24	306	8.5	
2022-23	VU	34-26	874/25.7	93-268	.347	74-205	.361	24-36	.667	29	127	156	4.6	79-1	19	45	4	19	284	8.4	
2023-24	SC	27-17	633/23.5	77-188	.410	45-117	.385	26-38	.684	28	60	88	3.3	49-0	27	33	5	17	225	8.3	
2024-25	SC	14-14	347/24.8	25-75	.333	20-61	.328	6-8	.750	9	29	38	2.7	22-0	15	13	5	5	76	5.4	
TOTAL FOR SC		41-31	980/23.9	102-263	.388	65-178	.365	32-46	.696	37	89	126	3.1	71-0	42	46	10	22	301	7.3	
TOTAL		132-90	3035/23.0	316-828	.382	236-629	.375	104-149	.698	105	358	463	3.5	260-2	85	133	26	71	972	7.4	

CAREER HIGHS


Single Game Highs

Statistic	Value	
Points	20	at Vanderbilt 01/15/25
Rebounds	6	vs Florida 01/22/25
Assists	5	vs Charleston So. 12/16/23
Steals	3	at Vanderbilt 01/15/25
Blocks	1	4 times
FG Made	6	at Vanderbilt 01/15/25
FG Attempts	12	vs Auburn 01/11/25
3FG Made	4	4 times
3FG Attempts	9	at Oklahoma 01/18/25
FT Made	5	at Vanderbilt 01/15/25
FT Attempts	6	at Indiana 11/16/24, at Vanderbilt 01/15/25

SUPERLATIVES

	'24-25	Career
Double-figure scoring	6	8
Double-figure assists	-	-
5+ assists	-	1
2+ steals	2	2
2+ blocks	-	-
Team high scoring	3	3
Team high assists	1	3
Team high blocks	1	4
Team high steals	2	4

includes led, or shared team high



IG: @morrisugusuk

X: @morris_ugusuk

TIKTOK: @morrisugusuk23

2024-25 GAME-BY-GAME

Opponent	Date	GS	MIN	Total		3-Pointers		Free throws		Rebounds				PF	A	TO	BLK	STL	PTS	AVG	
				FG-FGA	PCT	3FG-3FGA	PCT	FT-FTA	PCT	OFF	DEF	TOT	AVG								
North Florida	11/04/2024		06:37	0-0	.000	0-0	.000	0-0	.000	0	0	0	0.0	0	0	0	0	0	0.0		
South Carolina St.	11/08/2024		11:27	2-3	.667	2-3	.667	0-0	.000	0	0	0	0.0	0	0	0	0	6	3.0		
Towson	11/12/2024		22:26	1-3	.333	1-3	.333	0-0	.000	0	1	1	0.3	4	3	2	0	1	3	3.0	
at Indiana	11/16/2024		28:07	5-8	.625	4-6	.667	4-6	.667	1	2	3	1.0	2	1	2	0	0	18	6.8	
Mercer	11/21/2024		19:01	1-5	.200	0-3	.000	2-2	1.000	0	0	0	0.0	2	0	2	0	1	4	6.2	
vs Xavier	11/25/2024		12:38	0-3	.000	0-3	.000	0-0	.000	0	2	2	1.0	0	0	3	0	0	0	5.2	
vs Virginia Tech	11/27/2024		24:54	4-7	.571	4-7	.571	0-0	.000	1	2	3	1.3	0	1	0	0	1	12	6.1	
at Boston College	12/03/2024		21:01	3-4	.750	3-3	1.000	0-0	.000	0	1	1	1.3	1	1	0	0	0	9	6.5	
East Carolina	12/07/2024		20:03	3-4	.750	3-4	.750	0-0	.000	0	0	0	1.1	1	2	0	0	0	9	6.8	
USC Upstate	12/14/2024		21:30	0-2	.000	0-1	.000	2-2	1.000	1	1	2	1.2	0	1	0	0	1	2	6.3	
Clemson	12/17/2024		31:25	2-8	.250	1-3	.333	3-5	.600	1	0	1	1.2	2	3	1	0	0	8	6.5	
Radford	12/22/2024		21:33	1-5	.200	1-5	.200	0-0	.000	1	1	2	1.3	1	1	2	0	0	3	6.2	
Presbyterian	12/30/2024		22:52	3-6	.500	2-4	.500	0-0	.000	1	0	1	1.2	2	2	0	0	1	8	6.3	
at Mississippi St.	01/04/2025		22:18	2-6	.333	0-3	.000	0-0	.000	0	3	3	1.4	1	0	0	0	0	4	6.1	
Alabama	01/08/2025		23:04	0-2	.000	0-0	.000	0-0	.000	1	1	2	1.4	4	1	1	1	0	0	5.7	
Auburn	01/11/2025	*	32:10	3-12	.250	1-6	.167	0-0	.000	1	0	1	1.4	0	1	1	0	1	7	5.8	
at Vanderbilt	01/15/2025	*	27:32	6-8	.750	3-4	.750	5-6	.833	1	1	2	1.4	2	2	4	0	3	20	6.6	
at Oklahoma	01/18/2025	*	34:40	5-11	.455	4-9	.444	1-1	1.000	0	2	2	1.4	1	1	0	0	0	15	7.1	
Florida	01/22/2025	*	31:51	3-7	.429	3-6	.500	0-0	.000	2	4	6	1.7	2	0	3	0	2	9	7.2	
Mississippi St.	01/25/2025	*	20:51	0-6	.000	0-3	.000	0-0	.000	0	0	0	1.6	3	0	0	0	0	0	6.9	
at Georgia	01/28/2025	*	20:54	1-2	.500	0-0	.000	0-0	.000	0	1	1	1.6	1	0	2	0	0	2	6.6	
Texas A&M	02/01/2025		18:05	4-8	.500	4-7	.571	0-0	.000	0	0	0	1.5	3	1	1	0	1	12	6.9	
at Kentucky	02/08/2025		22:44	0-4	.000	0-3	.000	0-0	.000	1	0	1	1.5	0	1	1	0	0	0	6.6	
Ole Miss	02/12/2025		26:24	0-3	.000	0-3	.000	2-2	1.000	0	2	2	1.5	0	1	0	0	0	2	6.4	
at Florida	02/15/2025		21:35	2-5	.400	2-3	.667	0-0	.000	0	1	1	1.5	0	0	0	0	1	6	6.4	
at LSU	02/18/2025		10:47	0-2	.000	0-2	.000	0-0	.000	0	1	1	1.5	0	0	1	0	1	0	6.1	
Texas	02/22/2025		25:27	3-5	.600	3-3	1.000	1-2	.500	0	0	0	1.4	1	0	0	0	0	10	6.3	
at Missouri	02/25/2025		20:35	2-6	.333	0-3	.000	0-0	.000	1	0	1	1.4	1	0	1	0	1	4	6.2	
Arkansas	03/01/2025		23:15	2-3	.667	2-3	.667	0-0	.000	0	1	1	1.4	2	3	0	0	0	6	6.2	
Georgia	03/04/2025		23:58	2-5	.400	2-4	.500	0-0	.000	0	0	0	1.3	2	0	0	0	0	6	6.2	
Totals			6	669:45	60-153	.392	45-107	.421	20-26	.769	13	27	40	1.3	38	26	27	1	15	185	6.2

Player Averages

Games Played	Minutes/game	Points/game	FG Pct	3FG Pct	FT Pct	Rebounds/game	Assists/game	Turnovers/game	Assist/Turnover ratio	Steals/game	Blocks/game
30	22.3	6.2	39.2	42.1	76.9	1.3	0.9	0.9	1.0	0.5	0.0

PLAYER BIO

2024-25

- Team's best 3-point shooter so far this season at 41.7%
- Has hit 3 or more 3s 9 different times this season
- 10 pts in win vs. Texas (Feb. 22) ; was 3-for-3 from deep all his 3s coming in the game's final 9 minutes
- Team-high 15 pts at Oklahoma (Jan. 18)
- Scored a career-high 20 points in his second career start at Vanderbilt (Jan. 15) ; was 6-of-8 from the floor with a trio of 3s
- Matched career-high with four 3s in team's win over VT (Nov. 27) in the Ft. Myers Tip-Off
- Had his best game to date in Garnet & Black w/ career-high 18 pts, sinking a career-high four 3s at No. 16/16 Indiana (Nov. 16)
- Hit a pair of 3s in first win of the season vs. SC State (Nov. 8)

CAREER HIGHLIGHTS

- Saw action in 30 games his initial season in Garnet & Black in 23-24, averaging 2.2 points per contest in 10.2 minutes per game
- Team was 12-2 in games where he scored
- Made his Gamecock debut in the season-opening victory over USC Upstate (11/6/23) and had five points, three assists and a rebound
- Dished out a season-high five assists to go alongside zero turnovers in 24 minutes of action in a victory over Charleston Southern (12/16/23)
- Had his first career game in double figures with 11 points in a blowout victory in the non-conference finale against Florida A&M (12/30/23) ; went 3-of-5 from distance
- Came off the bench and scored 10 vital points in just 11 minutes of action in a win vs. Missouri (1/27/24) ; was 3-for-3 from the floor, knocking down a pair of shots from behind the arc

PRE-SOUTH CAROLINA

- Averaged 17.2 points, 5.3 assists, 4.3 rebounds and 2.2 steals per game in final season playing for Drive Basketball Academy (Finland)
- Represented his home country at the 2022 FIBA U18 European Championship
- Averaged 9.1 points, 3.1 rebounds, 2.9 assists and 1.7 steals per game in the tournament ; was efficient as he played just 19.7 minutes per game in seven appearances helping Finland to a third-place finish
- Teammates at DRIVE Academy with Gamecock signee Okku Federiko

PERSONAL

- Son of Michael Ugusuk and Sunday Lado
- Has two older sisters, Sara and Maklin, and a younger sister Gloria
- List mac and cheese as his favorite food
- Favorite pro players to watch/learn from are Kyrie Irving, Shai Gilgeous-Alexander and LeBron James
- Greece is favorite vacation spot
- Mass communications major

CAREER STATS

SEASON	TEAM	GP-GS	MIN/AVG	Field Goals		3-Point		F-Throws		Rebounds				Scoring						
				FG-FGA	FG%	3FG-3FGA	3FG%	FT-FTA	FT%	OFF	DEF	TOT	AVG	PF-FO	A	TO	BLK	STL	PTS	AVG
2023-24	SC	30-0	307/10.2	23-68	.338	14-48	.292	7-9	.778	6	14	20	0.7	10-0	16	15	3	5	67	2.2
2024-25	SC	30-6	670/22.3	60-153	.392	45-107	.421	20-26	.769	13	27	40	1.3	38-0	26	27	1	15	185	6.2
TOTAL		60-6	977/16.3	83-221	.376	59-155	.381	27-35	.771	19	41	60	1.0	48-0	42	42	4	20	252	4.2

CAREER HIGHS

Single Game Highs


Statistic	Value
Points	13 vs Auburn 01/11/25
Rebounds	6 vs Mississippi St. 01/25/25
Assists	1 at Oklahoma 01/18/25, at Vanderbilt 01/15/25, vs Mississippi St. 01/25/25
Steals	2 at Georgia 01/28/25
Blocks	1 vs USC Upstate 12/14/24, at Georgia 01/28/25
FG Made	4 vs Auburn 01/11/25, vs Florida 01/22/25
FG Attempts	10 vs Auburn 01/11/25
3FG Made	3 at LSU 02/18/25, vs Auburn 01/11/25
3FG Attempts	6 vs Auburn 01/11/25, vs Florida 01/22/25, at Vanderbilt 01/15/25
FT Made	9 vs Mississippi St. 01/25/25
FT Attempts	10 vs Mississippi St. 01/25/25

SUPERLATIVES

'24-25

Double-figure scoring	4
Double-figure rebounds	-
5+ assists	-
2+ steals	1
2+ blocks	-
Team high scoring	-
Team high rebounds	-
Team high steals	2
Team high assists	-
Team high blocks	-

includes led, or shared team high



IG: @ardeezzy

X: @ard3n12

TIKTOK: @ardeezzy_

2024-25 GAME-BY-GAME

Opponent	Date	GS	MIN	Total		3-Pointers		Free throws		Rebounds				PF	A TO BLK STL PTS AVG						
				FG-FGA	PCT	3FG-3FGA	PCT	FT-FTA	PCT	OFF	DEF	TOT	AVG		A	TO	BLK	STL	PTS	AVG	
North Florida	11/04/2024		08:06	0-1	.000	0-1	.000	0-0	.000	0	1	1	1.0	1	0	0	0	0	0.0		
Towson	11/12/2024		03:38	1-2	.500	1-1	1.000	0-0	.000	0	0	0	0.5	0	0	0	0	1	3	1.5	
at Boston College	12/03/2024		01:30	0-1	.000	0-1	.000	0-0	.000	0	1	1	0.7	0	0	0	0	0	0	1.0	
USC Upstate	12/14/2024		02:18	0-1	.000	0-0	.000	0-0	.000	1	0	1	0.8	0	0	0	1	0	0	0.8	
Radford	12/22/2024		01:27	0-1	.000	0-1	.000	0-0	.000	0	0	0	0.6	0	0	0	0	0	0	0.6	
Alabama	01/08/2025		18:36	1-6	.167	0-3	.000	0-0	.000	0	0	0	0.5	2	0	1	0	0	2	0.8	
Auburn	01/11/2025		30:33	4-10	.400	3-6	.500	2-4	.500	0	2	2	0.7	3	0	0	0	0	1	13	2.6
at Vanderbilt	01/15/2025		25:56	3-8	.375	2-6	.333	2-2	1.000	0	1	1	0.8	0	1	1	0	0	0	10	3.5
at Oklahoma	01/18/2025		32:49	2-9	.222	0-4	.000	2-5	.400	1	1	2	0.9	0	1	1	0	0	0	6	3.8
Florida	01/22/2025		21:36	4-8	.500	2-6	.333	0-0	.000	1	2	3	1.1	1	0	0	0	0	10	4.4	
Mississippi St.	01/25/2025		31:43	1-9	.111	1-5	.200	9-10	.900	3	3	6	1.5	2	1	2	0	1	12	5.1	
at Georgia	01/28/2025		18:06	3-6	.500	0-2	.000	3-3	1.000	0	0	0	1.4	2	0	0	1	2	9	5.4	
Texas A&M	02/01/2025		04:49	0-0	.000	0-0	.000	0-0	.000	0	0	0	1.3	1	0	0	0	0	0	5.0	
at Kentucky	02/08/2025		05:51	0-2	.000	0-2	.000	0-0	.000	0	0	0	1.2	0	0	0	0	0	0	4.6	
Ole Miss	02/12/2025		02:26	0-0	.000	0-0	.000	0-0	.000	0	0	0	1.1	0	0	0	0	0	0	4.3	
at Florida	02/15/2025		17:39	2-6	.333	1-3	.333	0-0	.000	0	1	1	1.1	0	0	0	0	0	0	5	4.4
at LSU	02/18/2025		17:45	3-5	.600	3-5	.600	0-0	.000	0	2	2	1.2	0	0	1	0	0	0	9	4.6
Texas	02/22/2025		09:35	0-2	.000	0-2	.000	2-2	1.000	0	1	1	1.2	2	0	0	0	0	0	2	4.5
at Missouri	02/25/2025		14:56	0-3	.000	0-3	.000	4-4	1.000	0	2	2	1.2	1	0	0	0	0	0	4	4.5
Arkansas	03/01/2025		08:55	0-2	.000	0-0	.000	0-0	.000	0	2	2	1.3	0	0	0	0	0	0	4	4.3
Georgia	03/04/2025		09:17	1-3	.333	1-2	.500	0-0	.000	0	1	1	1.2	1	0	0	0	0	0	3	4.2
Totals			0 287:30	25-85	.294	14-53	.264	24-30	.800	6	20	26	1.2	16	3	6	2	5	88	4.2	

Player Averages

Games Played	Minutes/game	Points/game	FG Pct	3FG Pct	FT Pct	Rebounds/game	Assists/game	Turnovers/game	Assist/Turnover ratio	Steals/game	Blocks/game
21	13.7	4.2	29.4	26.4	80.0	1.2	0.1	0.3	0.5	0.2	0.1

PLAYER BIO

2024-25

- 12 pts off bench in OT loss vs. #14/14 Miss. St. (Jan. 25) ; went 9-of-10 at the FT line, new career highs in FTs made and FTs attempted
- Led bench with 10 pts vs. #5/5 Florida (Jan. 22)
- Scored in double figures again with 10 pts off the bench at Vanderbilt (Jan. 15), hitting a pair of 3s
- Had breakout game playing 31 min vs. #2/2 Auburn (Jan. 11), finishing with 13 points on 3-of-6 shooting from deep
- Played career-high 19 min off bench vs. #5/5 Alabama (Jan. 8)
- Made Gamecock debut in season opener vs. UNF (Nov. 4)
- Redshirted initial collegiate season in 23-24

PRE-SOUTH CAROLINA

- Three-star recruit and the consensus No. 3 player in the state of South Carolina in the class of 2023 ; ranked in the top-300 nationally and No. 47 at his position by 247Sports and No. 58 by On3
- Played at 4A Westwood High School in Blythewood where he scored over 1,000 points for his career
- All-region and all-state selection as a senior for the Red-hawks after averaging 21.4 points, 5.5 rebounds and 2.2 assists per game
- Was a McDonald's All-American nominee and helped South Carolina to a 118-99 win in the Carolinas Classic All-Star Game with 10 points
- As a junior at Westwood, averaged 18.5 points, 5.8 rebounds and 1.5 assists per contest

PERSONAL

- Son of Tomeshia and Alphonso Conyers – has a younger sister, Emery
- Sport and entertainment management major
- Born on Dec. 17, 2004
- List cheese pizza as favorite food and Love and Basketball as favorite movie
- Dream car is a Mercedes-Benz G-Class
- Favorite basketball player to watch and learn from is Kobe Bryant
- Piece of advice for young people is to always believe in yourself

CAREER STATS

				Field Goals		3-Point		F-Throws		Rebounds									Scoring	
SEASON	TEAM	GP-GS	MIN/AVG	FG-FGA	FG%	3FG-3FGA	3FG%	FT-FTA	FT%	OFF	DEF	TOT	AVG	PF-FO	A	TO	BLK	STL	PTS	AVG
2024-25	SC	21-0	288/13.7	25-85	.294	14-53	.264	24-30	.800	6	20	26	1.2	16-0	3	6	2	5	88	4.2
TOTAL		21-0	288/13.7	25-85	.294	14-53	.264	24-30	.800	6	20	26	1.2	16-0	3	6	2	5	88	4.2

23

Cam Scott

Fr. • Guard • 6-6 • 170 • Lexington, S.C. // Lexington High School

CAREER HIGHS

Single Game Highs

Statistic	Value
Points	9 vs Radford 12/22/24
Rebounds	4 vs North Florida 11/04/24, vs USC Upstate 12/14/24
Assists	2 vs East Carolina 12/07/24, vs Towson 11/12/24, at Boston College 12/03/24
Steals	1 at Mississippi St. 01/04/25
Blocks	1 vs Presbyterian 12/30/24
FG Made	3 vs Radford 12/22/24
FG Attempts	12 vs South Carolina St. 11/08/24
3FG Made	2 vs Radford 12/22/24
3FG Attempts	7 vs South Carolina St. 11/08/24
FT Made	3 vs USC Upstate 12/14/24
FT Attempts	4 vs USC Upstate 12/14/24

SUPERLATIVES

'24-25

- Double-figure scoring -
- Double-figure rebounding -
- Double-figure assists -
- Double-double -
- 5+ assists -
- 3+ steals -
- Team high scoring -
- Team high rebounding -
- Team high assists -
- Team high steals -

includes led, or shared team high



IG: @thecamscott23
X: @thecamscott23
TIKTOK: @thecamscott23

2024-25 GAME-BY-GAME

Opponent	Date	GS	MIN	Total		3-Pointers		Free throws		Rebounds				PF	A	TO	BLK	STL	PTS	AVG
				FG	PCT	3FG	PCT	FT	PCT	OFF	DEF	TOT	AVG							
North Florida	11/04/2024		20:47	2-4	.500	1-2	.500	1-3	.333	3	1	4	4.0	1	1	1	0	0	6	6.0
South Carolina St.	11/08/2024		18:22	2-12	.167	1-7	.143	1-2	.500	0	3	3	3.5	2	1	0	0	0	6	6.0
Towson	11/12/2024		10:35	0-3	.000	0-3	.000	0-0	.000	1	1	2	3.0	2	2	1	0	0	0	4.0
at Indiana	11/16/2024		06:14	0-2	.000	0-2	.000	0-0	.000	0	2	2	2.8	1	0	1	0	0	0	3.0
Mercer	11/21/2024		12:51	2-5	.400	1-4	.250	0-0	.000	0	1	1	2.4	0	0	0	0	0	5	3.4
vs Xavier	11/25/2024		18:08	1-4	.250	0-2	.000	2-2	1.000	0	1	1	2.2	0	0	1	0	0	4	3.5
vs Virginia Tech	11/27/2024		14:53	1-5	.200	0-4	.000	0-0	.000	0	2	2	2.1	0	1	0	0	0	2	3.3
at Boston College	12/03/2024		11:34	0-2	.000	0-0	.000	0-0	.000	0	0	0	1.9	0	2	0	0	0	0	2.9
East Carolina	12/07/2024		09:46	0-2	.000	0-1	.000	0-0	.000	0	0	0	1.7	2	2	0	0	0	0	2.6
USC Upstate	12/14/2024		16:45	2-4	.500	0-0	.000	3-4	.750	1	3	4	1.9	2	0	1	0	0	7	3.0
Clemson	12/17/2024		05:57	0-1	.000	0-0	.000	0-0	.000	0	1	1	1.8	0	0	0	0	0	0	2.7
Radford	12/22/2024		13:29	3-7	.429	2-6	.333	1-2	.500	0	1	1	1.8	1	0	1	0	0	9	3.3
Presbyterian	12/30/2024		11:06	1-3	.333	0-1	.000	0-0	.000	0	0	0	1.6	0	0	0	0	1	2	3.2
at Mississippi St.	01/04/2025		10:12	1-2	.500	0-0	.000	0-0	.000	0	1	1	1.6	2	0	1	0	1	2	3.1
Alabama	01/08/2025		08:13	0-2	.000	0-1	.000	2-2	1.000	0	2	2	1.6	1	0	2	0	0	2	3.0
at Vanderbilt	01/15/2025		13:03	2-5	.400	1-2	.500	0-0	.000	0	3	3	1.7	1	1	1	0	0	5	3.1
at Oklahoma	01/18/2025		05:42	1-2	.500	0-0	.000	0-0	.000	0	0	0	1.6	0	0	1	0	0	2	3.1
at Georgia	01/28/2025		03:41	0-1	.000	0-1	.000	0-0	.000	0	0	0	1.5	2	0	0	0	0	0	2.9
at Kentucky	02/08/2025		18:41	1-4	.250	0-2	.000	2-2	1.000	0	1	1	1.5	2	0	1	0	0	4	2.9
Ole Miss	02/12/2025		02:48	0-0	.000	0-0	.000	0-0	.000	0	0	0	1.4	1	0	0	0	0	0	2.8
at Florida	02/15/2025		03:51	0-1	.000	0-1	.000	0-0	.000	0	1	1	1.4	0	0	0	0	0	0	2.7
at LSU	02/18/2025		05:21	0-2	.000	0-2	.000	0-0	.000	0	2	2	1.4	0	0	0	0	0	0	2.5
at Missouri	02/25/2025		09:53	0-3	.000	0-2	.000	2-2	1.000	0	0	0	1.3	0	0	0	0	0	2	2.5
Arkansas	03/01/2025		02:31	0-0	.000	0-0	.000	0-0	.000	0	0	0	1.3	1	0	2	0	0	0	2.4
Georgia	03/04/2025		01:51	0-0	.000	0-0	.000	0-0	.000	0	0	0	1.2	0	0	0	0	0	0	2.3
Totals		0	256:13	19-76	.250	6-43	.140	14-19	.737	5	26	31	1.2	21	10	14	1	1	58	2.3

Player Averages

Games Played	Minutes/ game	Points/ game	FG Pct	3FG Pct	FT Pct	Rebounds/ game	Assists/ game	Turnovers/ game	Assist/Turnover ratio	Steals/ game	Blocks/ game
25	10.2	2.3	25.0	14.0	73.7	1.2	0.4	0.6	0.7	0.0	0.0

PLAYER BIO

2024-25

- 5 pts off the bench at Vanderbilt (Jan. 15)
- Career-high 9 pts in win vs. Radford (Dec. 22), knocking down a pair of 3s
- Had 7 pts in 17 min vs. USC Upstate (Dec. 14)
- Had 5 pts off the bench in 13 min in win over Mercer (Nov. 21)

PRE-SOUTH CAROLINA

- Consensus four-star and the top player in the state by 247Sports and On3 ; ranked No. 47 overall player by 247Sports (No. 6 shooting guard) and No. 36 overall by On3 (No. 8 shooting guard)
- Two-time South Carolina Gatorade Player of the Year and concluded his prep days as the school record-holder for career points (2,475) at Lexington High School, leading the Wildcats to a 28-2 record as a senior and the 5A state title
- Averaged 22.0 points, 6.4 rebounds, 3.3 steals and 2.5 assists per game in senior season
- 2024 South Carolina 5A Player of the Year and finished his high school career the only four-time all-state selection in program history at Lexington
- Scored 43 points, a school record, in a 95-53 win over White Knoll in senior season
- Started playing varsity in the eighth grade, averaging 15.6 points and 6.0 rebounds per contest for Lexington
- Played in the Iverson Classic All-American game
- Joins Collin Murray-Boyles, Gregory "GG" Jackson II, PJ Dozier and Sindarius Thornwell as four-star South Carolina natives to stay home and play for the Gamecocks

PERSONAL

- Son of Armet and Alisha – has a younger brother, Trey ; born on Sept. 24, 2005
- Enjoys going to his younger brother's sporting events in his free time
- List mac and cheese as favorite food
- Favorite movie is Shrek and SpongeBob SquarePants is favorite TV show
- Favorite player to watch & learn from is Dwayne Wade
- Broadcast journalism major

CAREER STATS

				Field Goals		3-Point		F-Throws		Rebounds				Scoring						
SEASON	TEAM	GP-GS	MIN/AVG	FG-FGA	FG%	3FG-3FGA	3FG%	FT-FTA	FT%	OFF	DEF	TOT	AVG	PF-FO	A	TO	BLK	STL	PTS	AVG
2024-25	SC	25-0	256/10.2	19-76	.250	6-43	.140	14-19	.737	5	26	31	1.2	21-0	10	14	1	1	58	2.3
TOTAL		25-0	256/10.2	19-76	.250	6-43	.140	14-19	.737	5	26	31	1.2	21-0	10	14	1	1	58	2.3

CAREER HIGHS

Single Game Highs

Statistic	Value	
Points	35	vs Arkansas 03/01/25
Rebounds	16	vs South Carolina St. 11/08/24
Assists	8	vs Florida 01/22/25
Steals	5	at Oklahoma 01/18/25
Blocks	4	5 times
FG Made	14	vs Vanderbilt 02/10/24
FG Attempts	18	vs Auburn 01/11/25
3FG Made	2	vs Mercer 11/21/24
3FG Attempts	3	vs Virginia Tech 11/27/24
FT Made	13	vs Georgia 03/04/25
FT Attempts	18	vs Georgia 03/04/25

SUPERLATIVES

	'24-25	Career
Double-figure scoring	27	40
Double-figure rebounding	9	12
Double-double	8	10
5+ assists	4	6
2+ blocks	14	21
2+ steals	11	15
Team high scoring	13	18
Team high rebounding	18	29
Team high assists	10	13
Team high blocks	18	28
Team high steals	12	24



IG: @30murrayjr

X: @boyles_murray

includes led, or shared team high

2024-25 GAME-BY-GAME

Opponent	Date	GS	MIN	Total		3-Pointers		Free throws		Rebounds				PF	A	TO	BLK	STL	PTS	AVG	
				FG	PCT	3FG	PCT	FT	PCT	OFF	DEF	TOT	AVG								
North Florida	11/04/2024	*	31:07	6-15	.400	0-0	.000	3-6	.500	2	5	7	7.0	3	1	2	4	2	15	15.0	
South Carolina St.	11/08/2024	*	35:15	7-8	.875	0-0	.000	5-7	.714	5	11	16	11.5	3	4	4	0	1	19	17.0	
Towson	11/12/2024	*	26:32	9-12	.750	0-0	.000	9-10	.900	3	6	9	10.7	2	1	3	0	1	27	20.3	
at Indiana	11/16/2024	*	19:13	1-4	.250	0-1	.000	0-0	.000	2	4	6	9.5	5	1	4	0	2	15.8		
Mercer	11/21/2024	*	30:42	6-7	.857	2-2	1.000	2-3	.667	2	7	9	9.4	0	2	2	0	2	16	15.8	
vs Xavier	11/25/2024	*	28:49	4-5	.800	0-0	.000	5-7	.714	1	5	6	8.8	5	2	3	3	2	13	15.3	
vs Virginia Tech	11/27/2024	*	32:52	7-12	.583	0-3	.000	2-4	.500	3	5	8	8.7	2	2	4	2	3	16	15.4	
at Boston College	12/03/2024	*	28:04	7-14	.500	1-2	.500	1-3	.333	1	13	14	9.4	1	2	5	0	1	16	15.5	
East Carolina	12/07/2024	*	33:51	10-10	1.000	0-0	.000	0-2	.000	1	9	10	9.4	2	2	0	1	0	20	16.0	
USC Upstate	12/14/2024	*	32:00	5-10	.500	0-1	.000	3-6	.500	2	9	11	9.6	1	3	1	2	3	13	15.7	
Clemson	12/17/2024	*	28:31	8-10	.800	0-0	.000	6-6	1.000	3	6	9	9.5	5	4	3	2	1	22	16.3	
Radford	12/22/2024	*	23:41	6-10	.600	0-1	.000	3-3	1.000	2	5	7	9.3	2	3	1	4	1	15	16.2	
Presbyterian	12/30/2024	*	34:03	6-10	.600	0-0	.000	10-14	.714	3	6	9	9.3	3	2	2	0	1	22	16.6	
at Mississippi St.	01/04/2025	*	30:10	2-9	.222	1-2	.500	0-2	.000	2	8	10	9.4	2	0	6	1	0	5	15.8	
Alabama	01/08/2025	*	27:32	1-6	.167	0-1	.000	4-4	1.000	2	6	8	9.3	2	3	2	0	2	6	15.1	
Auburn	01/11/2025	*	36:10	10-18	.556	0-2	.000	5-7	.714	3	4	7	9.1	2	2	2	0	1	25	15.8	
at Vanderbilt	01/15/2025	*	34:42	6-10	.600	0-0	.000	2-4	.500	3	6	9	9.1	3	0	5	2	2	14	15.6	
at Oklahoma	01/18/2025	*	22:07	3-4	.750	0-0	.000	5-8	.625	3	7	10	9.2	5	2	3	0	5	11	15.4	
Florida	01/22/2025	*	33:00	6-9	.667	1-1	1.000	1-2	.500	2	3	5	8.9	1	8	2	3	0	14	15.3	
Mississippi St.	01/25/2025	*	36:32	4-11	.364	0-1	.000	2-4	.500	7	5	12	9.1	4	1	2	2	4	10	15.1	
at Georgia	01/28/2025	*	35:10	7-11	.636	0-2	.000	4-7	.571	1	4	5	8.9	0	5	3	2	2	18	15.2	
Texas A&M	02/01/2025	*	35:52	11-16	.688	0-1	.000	0-0	.000	1	6	7	8.8	1	6	2	2	2	22	15.5	
at Kentucky	02/08/2025	*	28:56	5-13	.385	1-2	.500	3-5	.600	1	7	8	8.8	3	1	1	1	0	14	15.4	
Ole Miss	02/12/2025	*	34:51	7-14	.500	1-1	1.000	5-7	.714	0	6	6	8.7	3	3	3	3	1	20	15.6	
at Florida	02/15/2025	*	29:23	3-8	.375	0-1	.000	6-8	.750	0	2	2	8.4	2	0	2	2	2	12	15.5	
at LSU	02/18/2025	*	30:48	6-11	.545	0-1	.000	4-6	.667	4	6	10	8.5	2	2	0	2	0	16	15.5	
Texas	02/22/2025	*	27:02	9-16	.563	0-1	.000	4-6	.667	1	9	10	8.5	5	3	2	3	0	22	15.7	
at Missouri	02/25/2025	*	27:34	10-11	.909	0-0	.000	7-7	1.000	4	3	7	8.5	1	2	2	0	1	27	16.1	
Arkansas	03/01/2025	*	31:59	12-16	.750	0-1	.000	11-12	.917	1	6	7	8.4	2	2	2	0	4	35	16.8	
Georgia	03/04/2025	*	34:49	5-11	.455	1-2	.500	13-18	.722	2	3	5	8.3	2	5	2	1	1	24	17.0	
Totals			30	921:16	189-321	.589	8-29	.276	125-178	.702	67	182	249	8.3	74	74	75	42	45	511	17.0

Player Averages

Games Played	Minutes/game	Points/game	FG Pct	3FG Pct	FT Pct	Rebounds/game	Assists/game	Turnovers/game	Assist/Turnover ratio	Steals/game	Blocks/game
30	30.7	17.0	58.9	27.6	70.2	8.3	2.5	2.5	1.0	1.5	1.4

PLAYER BIO

AWARDS/HONORS

- 2024-25 Oscar Robertson Trophy Midseason Watch List
- 2024-25 Preseason All-SEC
- 2024 SEC All-Freshman Team
- SEC Player of the Week (12/23/24)
- SEC Freshman of the Week (2/12/24)

2024-25

- Career-best 11 20-pt games & 8 double-doubles (T3rd in SEC)
- 24 pts and career-high 13 made FTs vs. Georgia (March 3)
- Career-high 35 pts in win vs. Arkansas (March 1) ; was 12-of-16 from the field & 11-of-12 at the line
- 27 pts (10-of-11 FGs) & 7 reb at #14/16 Missouri (Feb. 25)
- 22 pts, 10 reb, 3 blks & 3 ast to lead SC to win vs. Texas (Feb. 22)
- 20 pts vs. #19/23 Ole Miss (Feb. 1) ; 7 games with 20+ pts
- 22 pts, 7 reb, 6 ast, 2 blk, 2 stls vs. #13/15 Texas A&M (Feb. 1) ; made season-high 11 FGs (5th career game with 10+ FGs)
- Career-high 8 ast vs. #5/6 Florida (Jan. 22)
- 11 pts, 10 reb & career-high 5 stls At Oklahoma (Jan. 18)
- Game-high 25 pts (18 in 1st half) vs. #2/2 Auburn (Jan. 11)
- Scored 18-of-22 pts in 2nd half in win vs. PC (Dec. 30)
- 15 pts, 7 reb & tied career-high w/ 4 blks vs. Radford (Dec. 22)
- Had 22 pts (15 in 2nd half & OT) and 9 reb to lead team to 91-88 OT win over in-state rival, #25 Clemson (Dec. 17)
- Recorded 3rd-straight double-double vs. USC Upstate (Dec. 14)
- 20 pts and 10 reb in win vs. ECU (Dec. 7) ; went 10-for-10 from the floor, becoming 3rd player in program history to make 10 or more shots w/o a miss in a game
- Season-high 27 pts (9-for-12 FGs) in rout of Towson (Nov. 12)
- 19 pts and career-high 16 reb vs. SC State (Nov. 8)

CAREER HIGHLIGHTS

- Played in 28 games (started final 19) in 23-24 for the Gamecocks ; averaged 10.4 pts, 5.7 reb, 1.8 ast, 1.0 blk & 1.0 stls
- Shot 59.7% (117-196) from the floor in 23-24 to lead the team and also had a team-high 21 dunks ; his FG% was the 4th-best for a single-season in school history (min. 50 made FGs)
- Had breakout game with 31 pts on 14-of-17 (82.4%) shooting in a double-digit win vs. Vanderbilt (Feb. 10) ; became the first SEC freshman since Bobby Portis of Arkansas in 2014 to record 30+ pts with 15+ made FGs while shooting above 80% ; also became the third Gamecock freshman to record a 30-pt game since Carolina joined the SEC in 1991-92 (Gregory "GG" Jackson II in '23 and Bruce Ellington in '10 the others) ; also became just the third Gamecock the last 25 seasons to record 30 pts on 80% or better shooting in an SEC game
- 19 pts, 8 reb, 6 ast & 4 stls in OT win at Mississippi State (3/9/24) ; was 9-of-10 (90.0 percent) from the floor
- Led team to its first win in the SEC Tournament since 2018 in R2 vs. Arkansas (3/14/24) with 24 pts, 7 reb & 4 stls ; was 11-of-15 (73.3%) from the floor ; his 11 made FGs were a new school record in SEC Tournament play

PERSONAL

- Son of Yvonne and Sean – has two older brothers: Armani and James
- James was standout at UNC Pembroke (2015-19), scoring 1,369 career points ; he currently plays professionally overseas
- Mass communications major

CAREER STATS

SEASON	TEAM	GP-GS	MIN/AVG	Field Goals		3-Point		F-Throws		Rebounds				Scoring	
				FG-FGA	FG%	3FG-3FGA	3FG%	FT-FTA	FT%	OFF	DEF	TOT	AVG	PF-FO	PTS
2023-24	SC	28-19	637/22.7	117-196	.597	0-5	.000	58-87	.667	66	93	159	5.7	66-1	292
2024-25	SC	30-30	921/30.7	189-321	.589	8-29	.276	125-178	.702	67	182	249	8.3	74-5	511
TOTAL		58-49	1558/26.9	306-517	.592	8-34	.235	183-265	.691	133	275	408	7.0	140-6	803

31

BENJAMIN BOSMANS-VERDONK

BOSE-mans ver-DONK

Gr. • Forward • 6-9 • 240 • Lommel, Belgium // Illinois

CAREER HIGHS

Single Game Highs

Statistic	Value
Points	10 vs Florida A&M 12/30/23
Rebounds	10 vs Arkansas St. 11/12/21, vs Jackson St. 11/09/21
Assists	6 vs UTRGV 11/26/21
Steals	2 vs Purdue 01/17/22, vs USC Upstate 11/25/22, vs Hampton 11/23/19
Blocks	2 vs The Citadel 11/20/19
FG Made	4 vs USC Upstate 11/25/22, vs Florida A&M 12/30/23, vs Michigan St. 01/25/22
FG Attempts	7 vs Michigan St. 01/25/22, vs USC Upstate 11/25/22
3FG Attempts	1 vs The Citadel 11/20/19, vs Nicholls 11/05/19
FT Made	4 vs Ole Miss 01/17/23, vs Furman 11/20/22
FT Attempts	6 vs Ole Miss 02/12/25, vs Ole Miss 01/17/23

SUPERLATIVES

	'24-25	Career
Double-figure scoring	1	1
Double-figure rebounding	-	-
Double-double	-	-
5+ assists	-	1
2+ steals	-	3
Team high scoring	-	-
Team high rebounding	1	2*
Team high assists	-	3*
Team high steals	-	4*
Team high blks	1	8*



IG: @bosmansverdonk

X: @BosmansVerdonk

includes led, or shared team high ; * Carolina ONLY

2024-25 GAME-BY-GAME

Opponent	Date	GS	MIN	Total		3-Pointers		Free throws		Rebounds			PF	A	TO	BLK	STL	PTS	AVG		
				FG-FGA	PCT	3FG-3FGA	PCT	FT-FTA	PCT	OFF	DEF	TOT								AVG	
North Florida	11/04/2024		04:09	1-3	.333	0-0	.000	0-0	.000	0	1	1	1.0	1	0	0	1	0	2	2.0	
South Carolina St.	11/08/2024		06:30	0-1	.000	0-0	.000	0-0	.000	0	2	2	1.5	0	0	1	0	0	0	1.0	
Towson	11/12/2024		06:48	1-3	.333	0-0	.000	1-1	1.000	0	1	1	1.3	0	0	1	0	0	3	1.7	
at Indiana	11/16/2024		04:26	0-1	.000	0-0	.000	0-0	.000	1	0	1	1.3	2	0	0	0	0	0	1.3	
Mercer	11/21/2024		09:19	0-0	.000	0-0	.000	2-4	.500	2	1	3	1.6	1	1	0	0	0	2	1.4	
vs Xavier	11/25/2024		01:58	0-2	.000	0-0	.000	0-0	.000	0	0	0	1.3	0	0	0	0	0	0	1.2	
at Boston College	12/03/2024		06:17	1-2	.500	0-0	.000	0-0	.000	1	1	2	1.4	1	0	1	0	0	2	1.3	
USC Upstate	12/14/2024		02:38	0-1	.000	0-0	.000	1-2	.500	1	1	2	1.5	0	0	0	0	0	1	1.3	
Clemson	12/17/2024		02:14	0-1	.000	0-0	.000	0-0	.000	1	0	1	1.4	0	0	0	0	0	0	1.1	
Radford	12/22/2024		01:27	0-0	.000	0-0	.000	1-2	.500	1	0	1	1.4	0	0	0	0	0	0	1.1	
at Mississippi St.	01/04/2025		03:03	0-1	.000	0-0	.000	0-0	.000	1	1	2	1.5	0	0	0	0	0	0	1.0	
Alabama	01/08/2025		00:50	0-0	.000	0-0	.000	0-0	.000	0	0	0	1.3	0	0	0	0	0	0	0.9	
Auburn	01/11/2025		10:07	0-0	.000	0-0	.000	0-0	.000	2	3	5	1.6	2	3	0	1	0	0	0.8	
at Vanderbilt	01/15/2025		14:02	0-1	.000	0-0	.000	0-1	.000	2	0	2	1.6	2	1	2	0	1	0	0.8	
at Oklahoma	01/18/2025		11:43	1-2	.500	0-0	.000	1-1	1.000	1	1	2	1.7	2	0	1	0	0	3	0.9	
Florida	01/22/2025		05:53	0-1	.000	0-0	.000	0-0	.000	1	0	1	1.6	0	1	0	0	0	0	0.9	
Mississippi St.	01/25/2025		07:21	1-1	1.000	0-0	.000	0-0	.000	1	0	1	1.6	0	1	1	0	0	2	0.9	
at Georgia	01/28/2025		12:28	0-0	.000	0-0	.000	0-0	.000	1	2	3	1.7	1	1	0	0	1	0	0.9	
Texas A&M	02/01/2025		09:42	0-1	.000	0-0	.000	0-0	.000	1	0	1	1.6	3	1	0	0	0	0	0.8	
at Kentucky	02/08/2025		05:49	0-0	.000	0-0	.000	0-0	.000	1	1	2	1.7	2	0	0	0	0	0	0.8	
Ole Miss	02/12/2025		19:29	2-2	1.000	0-0	.000	3-6	.500	2	1	3	1.7	2	1	1	1	0	7	1.1	
at Florida	02/15/2025		20:48	0-2	.000	0-0	.000	1-2	.500	2	2	4	1.8	3	1	0	0	0	1	1.1	
at LSU	02/18/2025		08:15	2-2	1.000	0-0	.000	0-1	.000	1	0	1	1.8	1	1	3	0	0	4	1.2	
Texas	02/22/2025		12:53	0-2	.000	0-0	.000	3-4	.750	1	0	1	1.8	2	0	0	0	0	2	1.3	
at Missouri	02/25/2025		14:28	1-1	1.000	0-0	.000	0-0	.000	2	0	2	1.8	1	1	0	0	0	2	1.3	
Arkansas	03/01/2025		06:13	0-2	.000	0-0	.000	0-0	.000	1	0	1	1.7	2	1	0	0	0	0	1.3	
Georgia	03/04/2025		05:31	0-0	.000	0-0	.000	0-0	.000	0	2	2	1.7	0	0	0	0	0	0	1.2	
Totals			0	214:22	10-32	.313	0-0	.000	13-24	.542	27	20	47	1.7	28	14	11	3	2	33	1.2

Player Averages

Games Played	Minutes/ game	Points/ game	FG Pct	3FG Pct	FT Pct	Rebounds/ game	Assists/ game	Turnovers/ game	Assist/Turnover ratio	Steals/ game	Blocks/ game
27	7.9	1.2	31.3	0.0	54.2	1.7	0.5	0.4	1.3	0.1	0.1

PLAYER BIO

AWARDS/HONORS

• SEC Academic Honor Roll – 2022-23, 2023-24

2024-25

• Had 7 pts, 3 reb, 1 ast, 1 blk vs. #19/23 Ole Miss (Feb. 12) ; was a career-high pts in SEC play in his 3 seasons at SC

• Was big contributor off bench with 5 reb, 3 ast & 1 blk vs. #2/2 Auburn (Jan. 11)

CAREER HIGHLIGHTS

• Played in 17 games averaging 2.5 points and 2.9 rebounds in 9.7 minutes per game in 2023-24

• Had a career-high 10 points in 17 minutes off the bench in blowout win over FAMU (12/30/23)

• Scored four points with eight rebounds, seven on the offensive end of the floor, in 13 min of action during 74-64 win over VMI (11/13/23)

• Had seven rebounds, including three offensive, in 79-77 win over Virginia Tech (11/10/23) in the Hall of Fame Series at Spectrum Center ; was effective in just 15 minutes

• Appeared in 31 games, making 14 starts in first season in Garnet & Black in 2022-23 ; averaged 1.9 points, 3.1 rebounds and 1.1 assists per game ; shot 39.3% (22-of-56)

• Made his Gamecock debut in a 60-58 rivalry win over Clemson (Nov. 11) ; played 15 minutes and had two points, four rebounds and two assists

• Saw limited action in 41 games with two starts in three seasons at Illinois (2019-22)

• Played in a career-high 24 games for the Illini in 2021-22, averaging 1.6 points and 2.1 rebounds in 7.8 minutes per contest

• Shot 47.2 percent (17-for-36) from the floor in redshirt sophomore season at Illinois

• Was on pair of NCAA Tournament teams (2021, 2022) and a member of the 2021 Big Ten Tournament Champions and 2022 Big Ten Regular Season Co-Champions

PERSONAL

• Son of Rony Verdonk and Luana Bosmans

• Has a younger brother, Mauro

• Played handball, soccer and swam competitively growing up

• List playing the piano as one of his hobbies

• Graduated from Illinois in three years with a degree in psychology

• Currently enrolled as a second-year student in the University of South Carolina School of Law and is one of only active law students in NCAA Division I basketball

CAREER STATS

				Field Goals		3-Point		F-Throws		Rebounds									Scoring	
SEASON	TEAM	GP-GS	MIN/AVG	FG-FGA	FG%	3FG-3FGA	3FG%	FT-FTA	FT%	OFF	DEF	TOT	AVG	PF-FO	A	TO	BLK	STL	PTS	AVG
2019-20	Illini	9-0	57/6.3	4-11	.364	0-2	.000	3-4	.750	6	4	10	1.1	6-0	6	5	2	3	11	1.2
2020-21	Illini	8-0	18/2.2	1-3	.333	0-0	.000	0-0	.000	1	2	3	0.4	0-0	0	1	0	0	2	0.3
2021-22	Illini	24-2	186/7.8	17-36	.472	0-0	.000	5-17	.294	25	26	51	2.1	33-0	15	5	0	7	39	1.6
2022-23	SC	31-14	463/14.9	22-56	.393	0-0	.000	16-27	.593	56	40	96	3.1	68-1	35	40	7	11	60	1.9
2023-24	SC	17-0	165/9.7	17-28	.607	0-0	.000	8-12	.667	29	20	49	2.9	29-1	8	12	3	3	42	2.5
2024-25	SC	27-0	214/7.9	10-32	.313	0-0	.000	13-24	.542	27	20	47	1.7	28-0	14	11	3	2	33	1.2
TOTAL FOR SC		75-14	842/11.2	49-116	.422	0-0	.000	37-63	.587	112	80	192	2.6	125-2	57	63	13	16	135	1.8
TOTAL		116-16	1103/9.5	71-166	.428	0-2	.000	45-84	.536	144	112	256	2.2	164-2	78	74	15	26	187	1.6



2024-25 SOUTH CAROLINA BASKETBALL STATS



2024-25 South Carolina Men's Basketball Combined Team Statistics All games

Page 1/1
as of Mar 05, 2025

Game Records

Record	Overall	Home	Away	Neutral
ALL GAMES	12-18	10-8	1-9	1-1
CONFERENCE	2-15	2-7	0-8	0-0
NON-CONFERENCE	10-3	8-1	1-1	1-1

Score by Periods

Team	1st	2nd	OT	TOT
South Carolina	945	1139	16	2100
Opponents	990	1131	18	2139

Team Box Score

No.	Player				Total		3-Point		F-Throw		Rebounds													
		GP-GS	MIN	AVG	FG-FGA	FG%	3FG-3FGA	3FG%	FT-FTA	FT%	OFF	DEF	TOT	AVG	PF	DQ	A	TO	BLK	STL	PTS	AVG		
30	MURRAY-BOYLES, Collin	30-30	921:16	30.7	189-321	.589	8-29	.276	125-178	.702	67	182	249	8.3	74	5	74	75	42	45	511	17.0		
6	THOMAS, Jamarii	26-24	769:38	29.6	96-259	.371	40-114	.351	101-138	.732	14	65	79	3.0	65	1	77	59	5	33	333	12.8		
5	PRINGLE, Nick	30-30	728:39	24.3	97-163	.595	0-1	.000	90-137	.657	51	132	183	6.1	81	3	34	44	14	13	284	9.5		
2	DAVIS, Zachary	30-17	805:33	26.9	84-210	.400	28-89	.315	56-77	.727	31	107	138	4.6	60	1	55	59	2	33	252	8.4		
1	WRIGHT, Jacobi	30-29	860:00	28.7	80-208	.385	27-89	.303	47-60	.783	14	55	69	2.3	49	1	68	43	3	14	234	7.8		
15	UGUSUK, Morris	30-6	669:45	22.3	60-153	.392	45-107	.421	20-26	.769	13	27	40	1.3	38	0	26	27	1	15	185	6.2		
10	STUTE, Myles	14-14	347:12	24.8	25-75	.333	20-61	.328	6-8	.750	9	29	38	2.7	22	0	15	13	5	5	76	5.4		
21	CONYERS, Arden	21-0	287:30	13.7	25-85	.294	14-53	.264	24-30	.800	6	20	26	1.2	16	0	3	6	2	5	88	4.2		
23	SCOTT, Cam	25-0	256:13	10.2	19-76	.250	6-43	.140	14-19	.737	5	26	31	1.2	21	0	10	14	1	1	58	2.3		
0	BUTLER, Jordan	26-0	171:56	6.6	12-35	.343	10-32	.313	10-14	.714	4	18	22	0.8	24	0	5	4	11	4	44	1.7		
31	BOSMANS-VERDONK, Benjamin	27-0	214:22	7.9	10-32	.313	0-0	.000	13-24	.542	27	20	47	1.7	28	0	14	11	3	2	33	1.2		
13	HERRO, Austin	10-0	14:43	1.5	1-2	.500	0-0	.000	0-0	.000	1	1	2	0.2	3	0	1	2	0	0	2	0.2		
4	COGGESHALL, Weston	2-0	03:12	1.6	0-0	.000	0-0	.000	0-0	.000	0	1	1	0.5	0	0	0	0	0	0	0	0.0		
Team											58	49	107					19						
Total		30	6050		698-1619	.431	198-618	.320	506-711	.712	300	732	1032	34.4	481	11	382	376	89	170	2100	70.0		
Opponents		30	6050		779-1724	.452	208-592	.351	373-521	.716	276	692	968	32.3	575	16	381	316	138	238	2139	71.3		

Team Statistics

	SC	OPP
Scoring		
Points per game	2100	2139
Points per game	70.0	71.3
Scoring margin	-1.3	-
Field goals-att		
Field goal pct	698-1619	779-1724
Field goal pct	.431	.452
3 point fg-att		
3-point FG pct	198-618	208-592
3-point FG pct	.320	.351
3-pt FG made per game	6.6	6.9
Free throws-att		
Free throw pct	506-711	373-521
Free throw pct	.712	.716
F-Throws made per game	16.9	12.4
Rebounds		
Rebounds per game	1032	968
Rebounds per game	34.4	32.3
Rebounding margin	+2.1	-
Assists		
Assists per game	382	381
Assists per game	12.7	12.7
Turnovers		
Turnovers per game	376	316
Turnovers per game	12.5	10.5
Turnover margin	-2.0	-
Assist/turnover ratio	1.0	1.2
Steals		
Steals per game	170	238
Steals per game	5.7	7.9
Blocks		
Blocks per game	89	138
Blocks per game	3.0	4.6
Winning streak		
Home win streak	0	-
Home win streak	0	-
Attendance		
Home games-Avg/Game	214673	101527
Home games-Avg/Game	18-11926	10-10153
Neutral site-Avg/Game	-	2-3500

Team Results

Date	Opponent		Score	Att.
11/04/2024	North Florida	L	71-74	12388
11/08/2024	South Carolina St.	W	86-64	12205
11/12/2024	Towson	W	80-54	11577
11/16/2024	at Indiana	L	71-87	17222
11/21/2024	Mercer	W	84-72	11054
11/25/2024	vs Xavier	L	66-75	3500
11/27/2024	vs Virginia Tech	W	70-60	3500
12/03/2024	at Boston College	W	73-51	4607
12/07/2024	East Carolina	W	75-68	10997
12/14/2024	USC Upstate	W	73-53	11092
12/17/2024	Clemson	Wot	91-88	12780
12/22/2024	Radford	W	74-48	10831
12/30/2024	Presbyterian	W	69-59	10525
01/04/2025	at Mississippi St.	L	50-85	8075
01/08/2025	Alabama	L	68-88	11115
01/11/2025	Auburn	L	63-66	13390
01/15/2025	at Vanderbilt	L	63-66	6443
01/18/2025	at Oklahoma	L	62-82	7264
01/22/2025	Florida	L	69-70	14930
01/25/2025	Mississippi St.	Lot	60-65	13203
01/28/2025	at Georgia	L	60-71	7062
02/01/2025	Texas A&M	L	72-76	12856
02/08/2025	at Kentucky	L	57-80	20003
02/12/2025	Ole Miss	L	68-72	10974
02/15/2025	at Florida	L	67-88	10853
02/18/2025	at LSU	L	67-81	7403
02/22/2025	Texas	W	84-69	11369
02/25/2025	at Missouri	L	71-101	12595
03/01/2025	Arkansas	W	72-53	11754
03/04/2025	Georgia	L	64-73	11633

2024-25 South Carolina Men's Basketball
Combined Team Statistics
In Conference gamesPage 1/1
as of Mar 05, 2025

Game Records

Record	Overall	Home	Away	Neutral
ALL GAMES	2-15	2-7	0-8	0-0
CONFERENCE	2-15	2-7	0-8	0-0
NON-CONFERENCE	0-0	0-0	0-0	0-0

Score by Periods

Team	1st	2nd	OT	TOT
South Carolina	504	608	5	1117
Opponents	606	670	10	1286

Team Box Score

No.	Player				Total		3-Point		F-Throw		Rebounds													
		GP-GS	MIN	AVG	FG-FGA	FG%	3FG-3FGA	3FG%	FT-FTA	FT%	OFF	DEF	TOT	AVG	PF	DQ	A	TO	BLK	STL	PTS	AVG		
30	MURRAY-BOYLES, Collin	17-17	536:37	31.6	107-194	.552	5-19	.263	76-107	.710	37	91	128	7.5	40	2	45	41	24	27	295	17.4		
6	THOMAS, Jamarri	13-11	364:55	28.1	48-136	.353	19-60	.317	54-66	.818	9	28	37	2.8	30	1	34	30	2	15	169	13.0		
5	PRINGLE, Nick	17-17	413:51	24.3	52-96	.542	0-1	.000	42-69	.609	30	66	96	5.6	46	1	14	33	2	10	146	8.6		
2	DAVIS, Zachary	17-16	515:37	30.3	48-131	.366	20-61	.328	24-34	.706	17	71	88	5.2	33	0	35	48	1	22	140	8.2		
1	WRIGHT, Jacobi	17-17	501:43	29.5	38-108	.352	9-42	.214	28-32	.875	9	35	44	2.6	33	1	33	24	1	11	113	6.6		
15	UGUSUK, Morris	17-6	406:10	23.9	35-95	.368	24-62	.387	9-11	.818	7	17	24	1.4	23	0	11	15	1	10	103	6.1		
21	CONYERS, Arden	16-0	270:32	16.9	24-79	.304	13-49	.265	24-30	.800	5	18	23	1.4	15	0	3	6	1	4	85	5.3		
0	BUTLER, Jordan	15-0	124:19	8.3	7-23	.304	5-21	.238	5-8	.625	2	11	13	0.9	18	0	3	3	8	3	24	1.6		
23	SCOTT, Cam	12-0	85:47	7.1	5-22	.227	1-11	.091	6-6	1.000	0	10	10	0.8	10	0	1	8	0	1	17	1.4		
31	BOSMANS-VERDONK, Benjamin	17-0	168:36	9.9	7-18	.389	0-0	.000	8-15	.533	20	13	33	1.9	23	0	13	8	2	2	22	1.3		
10	STUTE, Myles	1-1	24:40	24.7	0-4	.000	0-2	.000	1-2	.500	0	1	1	1.0	1	0	1	1	0	1	1	1.0		
13	HERRO, Austin	6-0	10:10	1.7	1-1	1.000	0-0	.000	0-0	.000	1	1	2	0.3	2	0	1	2	0	0	2	0.3		
4	COGGESHALL, Weston	1-0	02:05	2.1	0-0	.000	0-0	.000	0-0	.000	0	0	0	0.0	0	0	0	0	0	0	0	0.0		
Team											31	23	54					12						
Total		17	3425		372-907	.410	96-328	.293	277-380	.729	168	385	553	32.5	274	5	194	231	42	106	1117	65.7		
Opponents		17	3425		468-968	.483	135-360	.375	215-290	.741	144	399	543	31.9	302	6	250	178	91	142	1286	75.6		

Team Statistics

	SC	OPP
Scoring		
Points per game	65.7	75.6
Scoring margin	-9.9	-
Field goals-att		
Field goal pct	.410	.483
3 point fg-att		
3-point FG pct	.293	.375
3-pt FG made per game	5.6	7.9
Free throws-att		
Free throw pct	.729	.741
F-Throws made per game	16.3	12.6
Rebounds		
Rebounds per game	32.5	31.9
Rebounding margin	+0.6	-
Assists		
Assists per game	11.4	14.7
Turnovers		
Turnovers per game	13.6	10.5
Turnover margin	-3.1	-
Assist/turnover ratio	0.8	1.4
Steals		
Steals per game	6.2	8.4
Blocks		
Blocks per game	2.5	5.4
Winning streak		
Home win streak	0	-
Attendance		
Home games-Avg/Game	9-12358	8-9962
Neutral site-Avg/Game	-	0-0

Team Results

Date	Opponent		Score	Att.
01/04/2025	at Mississippi St.	L	50-85	8075
01/08/2025	Alabama	L	68-88	11115
01/11/2025	Auburn	L	63-66	13390
01/15/2025	at Vanderbilt	L	63-66	6443
01/18/2025	at Oklahoma	L	62-82	7264
01/22/2025	Florida	L	69-70	14930
01/25/2025	Mississippi St.	Lot	60-65	13203
01/28/2025	at Georgia	L	60-71	7062
02/01/2025	Texas A&M	L	72-76	12856
02/08/2025	at Kentucky	L	57-80	20003
02/12/2025	Ole Miss	L	68-72	10974
02/15/2025	at Florida	L	67-88	10853
02/18/2025	at LSU	L	67-81	7403
02/22/2025	Texas	W	84-69	11369
02/25/2025	at Missouri	L	71-101	12595
03/01/2025	Arkansas	W	72-53	11754
03/04/2025	Georgia	L	64-73	11633



2024-25 SOUTH CAROLINA BASKETBALL STATS



2024-25 South Carolina Men's Basketball Category Leaders All games

Page 1/3
as of Mar 05, 2025

Points

##	Player	G	Pts	Pts/G
30	Murray-Boyles, Collin	30	511	17.0
6	Thomas, Jamarii	26	333	12.8
5	Pringle, Nick	30	284	9.5
2	Davis, Zachary	30	252	8.4
1	Wright, Jacobi	30	234	7.8
15	Ugusuk, Morris	30	185	6.2
21	Conyers, Arden	21	88	4.2
10	Stute, Myles	14	76	5.4
23	Scott, Cam	25	58	2.3
0	Butler, Jordan	26	44	1.7
31	Bosmans-Verdonk, Benjamin	27	33	1.2
13	Herro, Austin	10	2	0.2

Scoring Average

##	Player	G	Pts	Pts/G
30	Murray-Boyles, Collin	30	511	17.0
6	Thomas, Jamarii	26	333	12.8
5	Pringle, Nick	30	284	9.5
2	Davis, Zachary	30	252	8.4
1	Wright, Jacobi	30	234	7.8
15	Ugusuk, Morris	30	185	6.2
10	Stute, Myles	14	76	5.4
21	Conyers, Arden	21	88	4.2
23	Scott, Cam	25	58	2.3
0	Butler, Jordan	26	44	1.7
31	Bosmans-Verdonk, Benjamin	27	33	1.2
13	Herro, Austin	10	2	0.2

Field Goal Percentage

##	Player	FG	Att	Pct
5	Pringle, Nick	97	163	.595
30	Murray-Boyles, Collin	189	321	.589
13	Herro, Austin	1	2	.500
2	Davis, Zachary	84	210	.400
15	Ugusuk, Morris	60	153	.392
1	Wright, Jacobi	80	208	.385
6	Thomas, Jamarii	96	259	.371
0	Butler, Jordan	12	35	.343
10	Stute, Myles	25	75	.333
31	Bosmans-Verdonk, Benjamin	10	32	.313
21	Conyers, Arden	25	85	.294
23	Scott, Cam	19	76	.250

Field Goal Attempts

##	Player	G	Att	Att/G
30	Murray-Boyles, Collin	30	321	10.7
6	Thomas, Jamarii	26	259	10.0
2	Davis, Zachary	30	210	7.0
1	Wright, Jacobi	30	208	6.9
5	Pringle, Nick	30	163	5.4

Field Goals Made

##	Player	G	Made	Made/G
30	Murray-Boyles, Collin	30	189	6.3
5	Pringle, Nick	30	97	3.2
6	Thomas, Jamarii	26	96	3.7
2	Davis, Zachary	30	84	2.8
1	Wright, Jacobi	30	80	2.7

3-Point FG Percentage

##	Player	3FG	Att	Pct
15	Ugusuk, Morris	45	107	.421
6	Thomas, Jamarii	40	114	.351
10	Stute, Myles	20	61	.328
2	Davis, Zachary	28	89	.315
0	Butler, Jordan	10	32	.313
1	Wright, Jacobi	27	89	.303
30	Murray-Boyles, Collin	8	29	.276
21	Conyers, Arden	14	53	.264
23	Scott, Cam	6	43	.140

3-Point FG Attempts

##	Player	G	Att	Att/G
6	Thomas, Jamarii	26	114	4.4
15	Ugusuk, Morris	30	107	3.6
2	Davis, Zachary	30	89	3.0
1	Wright, Jacobi	30	89	3.0
10	Stute, Myles	14	61	4.4

3-Point FG Made

##	Player	G	Made	Made/G
15	Ugusuk, Morris	30	45	1.5
6	Thomas, Jamarii	26	40	1.5
2	Davis, Zachary	30	28	0.9
1	Wright, Jacobi	30	27	0.9
10	Stute, Myles	14	20	1.4



2024-25 SOUTH CAROLINA BASKETBALL STATS

2024-25 South Carolina Men's Basketball Category Leaders All games



Page 2/3
as of Mar 05, 2025

Free Throw Percentage

##	Player	Made	Att	Pct
21	Conyers, Arden	24	30	.800
1	Wright, Jacobi	47	60	.783
15	Ugusuk, Morris	20	26	.769
10	Stute, Myles	6	8	.750
23	Scott, Cam	14	19	.737
6	Thomas, Jamarri	101	138	.732
2	Davis, Zachary	56	77	.727
0	Butler, Jordan	10	14	.714
30	Murray-Boyles, Collin	125	178	.702
5	Pringle, Nick	90	137	.657
31	Bosmans-Verdonk, Benjamin	13	24	.542

Free Throw Attempts

##	Player	G	Att	Att/G
30	Murray-Boyles, Collin	30	178	5.9
6	Thomas, Jamarri	26	138	5.3
5	Pringle, Nick	30	137	4.6
2	Davis, Zachary	30	77	2.6
1	Wright, Jacobi	30	60	2.0

Free Throws Made

##	Player	G	Made	Made/G
30	Murray-Boyles, Collin	30	125	4.2
6	Thomas, Jamarri	26	101	3.9
5	Pringle, Nick	30	90	3.0
2	Davis, Zachary	30	56	1.9
1	Wright, Jacobi	30	47	1.6

Rebounds

##	Player	G	Reb	Reb/G
30	Murray-Boyles, Collin	30	249	8.3
5	Pringle, Nick	30	183	6.1
2	Davis, Zachary	30	138	4.6
6	Thomas, Jamarri	26	79	3.0
1	Wright, Jacobi	30	69	2.3

Assists

##	Player	G	Ast	Ast/G
6	Thomas, Jamarri	26	77	3.0
30	Murray-Boyles, Collin	30	74	2.5
1	Wright, Jacobi	30	68	2.3
2	Davis, Zachary	30	55	1.8
5	Pringle, Nick	30	34	1.1

Rebounds Average

##	Player	G	Reb	Reb/G
30	Murray-Boyles, Collin	30	249	8.3
5	Pringle, Nick	30	183	6.1
2	Davis, Zachary	30	138	4.6
6	Thomas, Jamarri	26	79	3.0
10	Stute, Myles	14	38	2.7

Steals

##	Player	G	Stl	Stl/G
30	Murray-Boyles, Collin	30	45	1.5
6	Thomas, Jamarri	26	33	1.3
2	Davis, Zachary	30	33	1.1
15	Ugusuk, Morris	30	15	0.5
1	Wright, Jacobi	30	14	0.5

Offensive Rebounds

##	Player	G	OReb	OReb/G
30	Murray-Boyles, Collin	30	67	2.2
5	Pringle, Nick	30	51	1.7
2	Davis, Zachary	30	31	1.0
31	Bosmans-Verdonk, Benjamin	27	27	1.0
6	Thomas, Jamarri	26	14	0.5

Blocked Shots

##	Player	G	Blk	Blk/G
30	Murray-Boyles, Collin	30	42	1.4
5	Pringle, Nick	30	14	0.5
0	Butler, Jordan	26	11	0.4
6	Thomas, Jamarri	26	5	0.2
10	Stute, Myles	14	5	0.4

Defensive Rebounds

##	Player	G	DReb	DReb/G
30	Murray-Boyles, Collin	30	182	6.1
5	Pringle, Nick	30	132	4.4
2	Davis, Zachary	30	107	3.6
6	Thomas, Jamarri	26	65	2.5
1	Wright, Jacobi	30	55	1.8

Minutes

##	Player	G	Min	Min/G
30	Murray-Boyles, Collin	30	921	30:43
1	Wright, Jacobi	30	860	28:40
2	Davis, Zachary	30	806	26:51
6	Thomas, Jamarri	26	770	29:36
5	Pringle, Nick	30	729	24:17

Fouls

##	Player	G	PF	PF/G
5	Pringle, Nick	30	81	2.7
30	Murray-Boyles, Collin	30	74	2.5
6	Thomas, Jamarri	26	65	2.5
2	Davis, Zachary	30	60	2.0
1	Wright, Jacobi	30	49	1.6

Turnovers

##	Player	G	TO	TO/G
30	Murray-Boyles, Collin	30	75	2.5
6	Thomas, Jamarri	26	59	2.3
2	Davis, Zachary	30	59	2.0
5	Pringle, Nick	30	44	1.5
1	Wright, Jacobi	30	43	1.4



2024-25 SOUTH CAROLINA BASKETBALL STATS



2024-25 South Carolina Men's Basketball Team High/Low Analysis All games

Page 1/4
as of Mar 05, 2025

South Carolina - Game Highs

POINTS	91		Clemson (12/17/2024)
	86		South Carolina St. (11/08/2024)
	84		Texas (02/22/2025)
	84		Mercer (11/21/2024)
	80		Towson (11/12/2024)
FIELD GOALS MADE	30		Clemson (12/17/2024)
	30		South Carolina St. (11/08/2024)
FIELD GOAL ATTEMPTS	64		South Carolina St. (11/08/2024)
	63		at Indiana (11/16/2024)
FIELD GOAL PERCENTAGE	.540	(27-50)	East Carolina (12/07/2024)
	.517	(30-58)	Clemson (12/17/2024)
3 PT FG MADE	12		Texas A&M (02/01/2025)
	12		East Carolina (12/07/2024)
	12		Mercer (11/21/2024)
3 PT FG ATTEMPTS	32		vs Virginia Tech (N) (11/27/2024)
	31		Texas A&M (02/01/2025)
3 PT FG PERCENTAGE	.526	(10-19)	at Boston College (12/03/2024)
	.522	(12-23)	East Carolina (12/07/2024)
FREE THROWS MADE	34		Texas (02/22/2025)
	25		Radford (12/22/2024)
FREE THROW ATTEMPTS	45		Texas (02/22/2025)
	34		Clemson (12/17/2024)
FREE THROW PERCENTAGE	.926	(25-27)	Radford (12/22/2024)
	.840	(21-25)	at Missouri (02/25/2025)
REBOUNDS	51		South Carolina St. (11/08/2024)
	45		Mississippi St. (01/25/2025)
ASSISTS	19		Texas A&M (02/01/2025)
	19		East Carolina (12/07/2024)
STEALS	13		Mississippi St. (01/25/2025)
	9		at Georgia (01/28/2025)
BLOCKED SHOTS	8		North Florida (11/04/2024)
	6		Radford (12/22/2024)
	6		South Carolina St. (11/08/2024)
TURNOVERS	25		at Vanderbilt (01/15/2025)
	19		Mississippi St. (01/25/2025)
FOULS	23		at Indiana (11/16/2024)
	22		Texas (02/22/2025)



2024-25 South Carolina Men's Basketball
Team High/Low Analysis
All games

Page 2/4
as of Mar 05, 2025

Opponent - Game Highs

POINTS	101		at Missouri (02/25/2025)
	88		at Florida (02/15/2025)
	88		Alabama (01/08/2025)
	88		Clemson (12/17/2024)
	87		at Indiana (11/16/2024)
FIELD GOALS MADE	40		at Missouri (02/25/2025)
	35		Alabama (01/08/2025)
	35		at Mississippi St. (01/04/2025)
FIELD GOAL ATTEMPTS	69		North Florida (11/04/2024)
	67		South Carolina St. (11/08/2024)
FIELD GOAL PERCENTAGE	.635	(40-63)	at Missouri (02/25/2025)
	.604	(32-53)	at Florida (02/15/2025)
3 PT FG MADE	14		at Florida (02/15/2025)
	13		at LSU (02/18/2025)
3 PT FG ATTEMPTS	30		at LSU (02/18/2025)
	29		North Florida (11/04/2024)
3 PT FG PERCENTAGE	.615	(8-13)	Ole Miss (02/12/2025)
	.579	(11-19)	at Missouri (02/25/2025)
FREE THROWS MADE	27		at Indiana (11/16/2024)
	21		Texas A&M (02/01/2025)
FREE THROW ATTEMPTS	33		at Indiana (11/16/2024)
	30		Texas A&M (02/01/2025)
FREE THROW PERCENTAGE	.923	(12-13)	at Kentucky (02/08/2025)
	.905	(19-21)	Clemson (12/17/2024)
REBOUNDS	43		North Florida (11/04/2024)
	41		at Kentucky (02/08/2025)
	41		vs Xavier (N) (11/25/2024)
ASSISTS	24		at Florida (02/15/2025)
	21		at Missouri (02/25/2025)
	21		Alabama (01/08/2025)
STEALS	15		at Vanderbilt (01/15/2025)
	14		Florida (01/22/2025)
BLOCKED SHOTS	10		at Mississippi St. (01/04/2025)
	8		Auburn (01/11/2025)
TURNOVERS	17		Mississippi St. (01/25/2025)
	15		USC Upstate (12/14/2024)
FOULS	29		Texas (02/22/2025)
	26		Towson (11/12/2024)



2024-25 South Carolina Men's Basketball
Team High/Low Analysis
All games

Page 3/4
as of Mar 05, 2025

South Carolina - Game Lows

POINTS	50		at Mississippi St. (01/04/2025)
	57		at Kentucky (02/08/2025)
	60		at Georgia (01/28/2025)
	60		Mississippi St. (01/25/2025)
	62		at Oklahoma (01/18/2025)
FIELD GOALS MADE	16		at Mississippi St. (01/04/2025)
	17		Mississippi St. (01/25/2025)
FIELD GOAL ATTEMPTS	45		at Vanderbilt (01/15/2025)
	48		Presbyterian (12/30/2024)
FIELD GOAL PERCENTAGE	.291	(16-55)	at Mississippi St. (01/04/2025)
	.293	(17-58)	Mississippi St. (01/25/2025)
3 PT FG MADE	2		at Missouri (02/25/2025)
	2		at Mississippi St. (01/04/2025)
3 PT FG ATTEMPTS	12		at Florida (02/15/2025)
	13		Presbyterian (12/30/2024)
3 PT FG PERCENTAGE	.087	(2-23)	at Missouri (02/25/2025)
	.105	(2-19)	at Mississippi St. (01/04/2025)
FREE THROWS MADE	4		Florida (01/22/2025)
	9		Auburn (01/11/2025)
	9		East Carolina (12/07/2024)
FREE THROW ATTEMPTS	8		Florida (01/22/2025)
	12		Texas A&M (02/01/2025)
FREE THROW PERCENTAGE	.500	(4-8)	Florida (01/22/2025)
	.524	(11-21)	at Oklahoma (01/18/2025)
REBOUNDS	23		Georgia (03/04/2025)
	24		at Florida (02/15/2025)
ASSISTS	7		at Florida (02/15/2025)
	7		at Kentucky (02/08/2025)
STEALS	1		East Carolina (12/07/2024)
	3		Georgia (03/04/2025)
	3		Radford (12/22/2024)
	3		at Boston College (12/03/2024)
BLOCKED SHOTS	0		at Oklahoma (01/18/2025)
	1		Georgia (03/04/2025)
	1		Arkansas (03/01/2025)
	1		Auburn (01/11/2025)
	1		at Mississippi St. (01/04/2025)
	1		East Carolina (12/07/2024)
	1		at Boston College (12/03/2024)
	1		at Indiana (11/16/2024)
	1		Towson (11/12/2024)
TURNOVERS	5		Georgia (03/04/2025)
	8		Texas (02/22/2025)
	8		Ole Miss (02/12/2025)
	8		USC Upstate (12/14/2024)
FOULS	10		USC Upstate (12/14/2024)
	11		at LSU (02/18/2025)
	11		at Florida (02/15/2025)
	11		at Mississippi St. (01/04/2025)



2024-25 South Carolina Men's Basketball
Team High/Low Analysis
All games

Page 4/4
as of Mar 05, 2025

Opponent - Game Lows

POINTS	48		Radford (12/22/2024)
	51		at Boston College (12/03/2024)
	53		Arkansas (03/01/2025)
	53		USC Upstate (12/14/2024)
	54		Towson (11/12/2024)
FIELD GOALS MADE	15		Arkansas (03/01/2025)
	16		Towson (11/12/2024)
FIELD GOAL ATTEMPTS	44		Presbyterian (12/30/2024)
	49		Texas A&M (02/01/2025)
FIELD GOAL PERCENTAGE	.288	(15-52)	Arkansas (03/01/2025)
	.296	(16-54)	Towson (11/12/2024)
3 PT FG MADE	1		USC Upstate (12/14/2024)
	2		Radford (12/22/2024)
	2		at Boston College (12/03/2024)
3 PT FG ATTEMPTS	10		Presbyterian (12/30/2024)
	10		USC Upstate (12/14/2024)
3 PT FG PERCENTAGE	.100	(1-10)	USC Upstate (12/14/2024)
	.125	(2-16)	at Boston College (12/03/2024)
FREE THROWS MADE	6		at LSU (02/18/2025)
	6		Florida (01/22/2025)
	6		Auburn (01/11/2025)
	6		USC Upstate (12/14/2024)
	6		vs Virginia Tech (N) (11/27/2024)
	6		North Florida (11/04/2024)
FREE THROW ATTEMPTS	7		at LSU (02/18/2025)
	9		Florida (01/22/2025)
	9		at Mississippi St. (01/04/2025)
	9		vs Virginia Tech (N) (11/27/2024)
	9		Mercer (11/21/2024)
FREE THROW PERCENTAGE	.462	(6-13)	North Florida (11/04/2024)
	.500	(10-20)	Alabama (01/08/2025)
	.500	(6-12)	Auburn (01/11/2025)
REBOUNDS	23		Presbyterian (12/30/2024)
	24		Radford (12/22/2024)
ASSISTS	5		Towson (11/12/2024)
	7		Georgia (03/04/2025)
	7		at Boston College (12/03/2024)
STEALS	3		Georgia (03/04/2025)
	3		Auburn (01/11/2025)
BLOCKED SHOTS	2		at Missouri (02/25/2025)
	2		Texas A&M (02/01/2025)
	2		Clemson (12/17/2024)
	2		vs Virginia Tech (N) (11/27/2024)
	2		Mercer (11/21/2024)
TURNOVERS	6		Auburn (01/11/2025)
	6		East Carolina (12/07/2024)
FOULS	9		Florida (01/22/2025)
	11		Texas A&M (02/01/2025)



2024-25 SOUTH CAROLINA BASKETBALL STATS



2024-25 South Carolina Men's Basketball Player Highs Analysis All games

Page 1/4
as of Mar 05, 2025

South Carolina - Individual Game Highs

POINTS	35		Collin Murray-Boyles vs Arkansas (03/01/2025)
	27		Collin Murray-Boyles at Missouri (02/25/2025)
	27		Collin Murray-Boyles vs Towson (11/12/2024)
	25		Collin Murray-Boyles vs Auburn (01/11/2025)
	24		Collin Murray-Boyles vs Georgia (03/04/2025)
FIELD GOALS MADE	12		Collin Murray-Boyles vs Arkansas (03/01/2025)
	11		Collin Murray-Boyles vs Texas A&M (02/01/2025)
FIELD GOAL ATTEMPTS	18		Zachary Davis vs Florida (01/22/2025)
	18		Collin Murray-Boyles vs Auburn (01/11/2025)
FIELD GOAL PERCENTAGE (min 5 made)	1.000	(10-10)	Collin Murray-Boyles vs East Carolina (12/07/2024)
	.909	(10-11)	Collin Murray-Boyles at Missouri (02/25/2025)
3 PT FG MADE	5		Myles Stute vs Clemson (12/17/2024)
	5		Jamarii Thomas vs East Carolina (12/07/2024)
3 PT FG ATTEMPTS	11		Myles Stute at Indiana (11/16/2024)
	10		Zachary Davis vs Florida (01/22/2025)
3 PT FG PERCENTAGE (min 2 made)	1.000	(3-3)	Morris Ugusuk vs Texas (02/22/2025)
	1.000	(3-3)	Morris Ugusuk at Boston College (12/03/2024)
	1.000	(2-2)	Jacobi Wright at Oklahoma (01/18/2025)
	1.000	(2-2)	Zachary Davis vs Alabama (01/08/2025)
	1.000	(2-2)	Zachary Davis vs East Carolina (12/07/2024)
	1.000	(2-2)	Jordan Butler vs Virginia Tech (N) (11/27/2024)
FREE THROWS MADE	13		Collin Murray-Boyles vs Georgia (03/04/2025)
	12		Jamarii Thomas vs Texas (02/22/2025)
FREE THROW ATTEMPTS	18		Collin Murray-Boyles vs Georgia (03/04/2025)
	14		Collin Murray-Boyles vs Presbyterian (12/30/2024)
FREE THROW PERCENTAGE (min 3 made)	1.000	(10-10)	Nick Pringle vs Radford (12/22/2024)
	1.000	(7-7)	Collin Murray-Boyles at Missouri (02/25/2025)
	1.000	(6-6)	Nick Pringle at Florida (02/15/2025)
	1.000	(6-6)	Jacobi Wright at Vanderbilt (01/15/2025)
	1.000	(6-6)	Jacobi Wright vs Alabama (01/08/2025)
	1.000	(6-6)	Collin Murray-Boyles vs Clemson (12/17/2024)
	1.000	(4-4)	Arden Conyers at Missouri (02/25/2025)
	1.000	(4-4)	Jamarii Thomas vs Texas A&M (02/01/2025)
	1.000	(4-4)	Jamarii Thomas at Georgia (01/28/2025)
	1.000	(4-4)	Collin Murray-Boyles vs Alabama (01/08/2025)
	1.000	(4-4)	Jamarii Thomas vs Radford (12/22/2024)
	1.000	(4-4)	Zachary Davis vs Radford (12/22/2024)
	1.000	(4-4)	Jordan Butler vs Clemson (12/17/2024)
	1.000	(4-4)	Nick Pringle vs East Carolina (12/07/2024)
	1.000	(4-4)	Zachary Davis vs South Carolina St. (11/08/2024)
	1.000	(4-4)	Jamarii Thomas vs North Florida (11/04/2024)
	1.000	(3-3)	Arden Conyers at Georgia (01/28/2025)
	1.000	(3-3)	Collin Murray-Boyles vs Radford (12/22/2024)
	1.000	(3-3)	Nick Pringle vs USC Upstate (12/14/2024)
REBOUNDS	16		Collin Murray-Boyles vs South Carolina St. (11/08/2024)
	14		Collin Murray-Boyles at Boston College (12/03/2024)
ASSISTS	8		Collin Murray-Boyles vs Florida (01/22/2025)
	7		Jamarii Thomas vs East Carolina (12/07/2024)
STEALS	5		Collin Murray-Boyles at Oklahoma (01/18/2025)
	4		Collin Murray-Boyles vs Arkansas (03/01/2025)
	4		Jamarii Thomas vs Mississippi St. (01/25/2025)
	4		Zachary Davis vs Mississippi St. (01/25/2025)
	4		Collin Murray-Boyles vs Mississippi St. (01/25/2025)



2024-25 South Carolina Men's Basketball
Player Highs Analysis
All games

Page 2/4
as of Mar 05, 2025

South Carolina - Individual Game Highs

BLOCKED SHOTS	4	Collin Murray-Boyles vs Radford (12/22/2024)
	4	Collin Murray-Boyles vs North Florida (11/04/2024)
TURNOVERS	6	Nick Pringle at LSU (02/18/2025)
	6	Zachary Davis vs Florida (01/22/2025)
	6	Collin Murray-Boyles at Mississippi St. (01/04/2025)
FOULS	5	Collin Murray-Boyles vs Texas (02/22/2025)
	5	Collin Murray-Boyles at Oklahoma (01/18/2025)
	5	Nick Pringle at Vanderbilt (01/15/2025)
	5	Jacobi Wright at Vanderbilt (01/15/2025)
	5	Jamarii Thomas vs Alabama (01/08/2025)
	5	Zachary Davis vs Presbyterian (12/30/2024)
	5	Nick Pringle vs Clemson (12/17/2024)
	5	Collin Murray-Boyles vs Clemson (12/17/2024)
	5	Collin Murray-Boyles vs Xavier (N) (11/25/2024)
	5	Collin Murray-Boyles at Indiana (11/16/2024)
	5	Nick Pringle vs South Carolina St. (11/08/2024)



2024-25 South Carolina Men's Basketball
Player Highs Analysis
All games

Page 3/4
as of Mar 05, 2025

Opponent - Individual Game Highs

POINTS	29		Tre Johnson vs Texas (02/22/2025)
	27		Kory Mincy vs Presbyterian (12/30/2024)
	27		Chase Hunter vs Clemson (12/17/2024)
	25		Wade Taylor IV vs Texas A&M (02/01/2025)
	23		Ian Schieffelin vs Clemson (12/17/2024)
	23		Myles Rice at Indiana (11/16/2024)
FIELD GOALS MADE	11		Tre Johnson vs Texas (02/22/2025)
	10		Kory Mincy vs Presbyterian (12/30/2024)
FIELD GOAL ATTEMPTS	21		Tre Johnson vs Texas (02/22/2025)
	18		Chase Hunter vs Clemson (12/17/2024)
FIELD GOAL PERCENTAGE (min 5 made)	.875	(7-8)	Brandon Garrison at Kentucky (02/08/2025)
	.833	(5-6)	Rueben Chinyelu at Florida (02/15/2025)
3 PT FG MADE	7		Wade Taylor IV vs Texas A&M (02/01/2025)
	5		Denzel Aberdeen at Florida (02/15/2025)
	5		Josh Hubbard at Mississippi St. (01/04/2025)
	5		Chase Hunter vs Clemson (12/17/2024)
3 PT FG ATTEMPTS	10		Wade Taylor IV vs Texas A&M (02/01/2025)
	10		Josh Hubbard at Mississippi St. (01/04/2025)
3 PT FG PERCENTAGE (min 2 made)	1.000	(2-2)	Jaylen Murray vs Ole Miss (02/12/2025)
	1.000	(2-2)	Silas Demary Jr. at Georgia (01/28/2025)
	1.000	(2-2)	Ben Burnham vs Virginia Tech (N) (11/27/2024)
	1.000	(2-2)	Ahmad Robinson vs Mercer (11/21/2024)
FREE THROWS MADE	10		Jalon Moore at Oklahoma (01/18/2025)
	7		Zhuric Phelps vs Texas A&M (02/01/2025)
	7		Nendah Tarke vs Towson (11/12/2024)
FREE THROW ATTEMPTS	15		Nendah Tarke vs Towson (11/12/2024)
	11		Jalon Moore at Oklahoma (01/18/2025)
FREE THROW PERCENTAGE (min 3 made)	1.000	(6-6)	Karter Knox vs Arkansas (03/01/2025)
	1.000	(6-6)	Jeremiah Fears at Oklahoma (01/18/2025)
	1.000	(6-6)	Trey Galloway at Indiana (11/16/2024)
	1.000	(6-6)	Myles Rice at Indiana (11/16/2024)
	1.000	(5-5)	Thomas Haugh at Florida (02/15/2025)
	1.000	(4-4)	Blue Cain vs Georgia (03/04/2025)
	1.000	(4-4)	D.J. Wagner vs Arkansas (03/01/2025)
	1.000	(4-4)	Tre Johnson vs Texas (02/22/2025)
	1.000	(4-4)	Otega Oweh at Kentucky (02/08/2025)
	1.000	(4-4)	Henry Coleman III vs Texas A&M (02/01/2025)
	1.000	(4-4)	Riley Kugel vs Mississippi St. (01/25/2025)
	1.000	(4-4)	TJ NeSmith vs Radford (12/22/2024)
	1.000	(4-4)	Chase Hunter vs Clemson (12/17/2024)
	1.000	(4-4)	C.J. Walker vs East Carolina (12/07/2024)
	1.000	(4-4)	Dailyn Swain vs Xavier (N) (11/25/2024)
	1.000	(3-3)	Mark Mitchell at Missouri (02/25/2025)
	1.000	(3-3)	Anthony Robinson II at Missouri (02/25/2025)
	1.000	(3-3)	Matthew Murrell vs Ole Miss (02/12/2025)
	1.000	(3-3)	Alijah Martin vs Florida (01/22/2025)
	1.000	(3-3)	Jake Heidbreder vs Clemson (12/17/2024)
REBOUNDS	13		Breylin Garcia vs USC Upstate (12/14/2024)
	13		Oumar Ballo at Indiana (11/16/2024)
ASSISTS	8		Anthony Robinson II at Missouri (02/25/2025)
	8		Walter Clayton Jr. at Florida (02/15/2025)
	8		Jeremiah Fears at Oklahoma (01/18/2025)
	8		Ahmad Robinson vs Mercer (11/21/2024)



2024-25 South Carolina Men's Basketball
Player Highs Analysis
All games

Page 4/4
as of Mar 05, 2025

Opponent - Individual Game Highs

STEALS	5	Dailyn Swain vs Xavier (N) (11/25/2024)
	4	Caleb Grill at Missouri (02/25/2025)
	4	Alex Condon vs Florida (01/22/2025)
	4	Chris Manon at Vanderbilt (01/15/2025)
BLOCKED SHOTS	6	Oumar Ballo at Indiana (11/16/2024)
	5	Kadin Shedrick vs Texas (02/22/2025)
TURNOVERS	8	Cameron Matthews vs Mississippi St. (01/25/2025)
	5	A.J. Hoggard at Vanderbilt (01/15/2025)
	5	Cameron Matthews at Mississippi St. (01/04/2025)
FOULS	5	RJ Godfrey vs Georgia (03/04/2025)
	5	Asa Newell vs Georgia (03/04/2025)
	5	Trevon Brazile vs Arkansas (03/01/2025)
	5	Arthur Kaluma vs Texas (02/22/2025)
	5	Dylan Cardwell vs Auburn (01/11/2025)
	5	Michael Nwoko at Mississippi St. (01/04/2025)
	5	Kaleb Scott vs Presbyterian (12/30/2024)
	5	Jaylen Peterson vs Presbyterian (12/30/2024)
	5	Viktor Lakhin vs Clemson (12/17/2024)
	5	Ian Schieffelin vs Clemson (12/17/2024)
	5	Jaeden Zackery vs Clemson (12/17/2024)
	5	Chad Venning at Boston College (12/03/2024)
	5	Ahmad Robinson vs Mercer (11/21/2024)
	5	Mekhi Lowery vs Towson (11/12/2024)
	5	Caleb Embeya vs Towson (11/12/2024)
	5	Drayton Jones vs South Carolina St. (11/08/2024)