



UCLA SOFTBALL

UCLA Athletic Communications / J.D. Morgan Center / 325 Westwood Plaza / Los Angeles, CA 90095
Softball Contact: Vinny Lavalsiti / vlavalsiti@athletics.ucla.edu / c: (209) 781-6810



2025 SCHEDULE

February (17-3)

Fri.	7	IU Indianapolis (DH) ¹	B1G+	W, 8-0 (6 inn.)
Fri.	7	IU Indianapolis (DH) ¹	B1G+	W, 9-0 (5 inn.)
Sat.	8	vs. Nevada ²	--	W, 8-0 (6 inn.)
Sat.	8	vs. Lehigh ²	--	W, 9-0 (5 inn.)
Sun.	9	UC Riverside ¹	B1G+	W, 10-2 (6 inn.)
Fri.	14	vs. (9) Oklahoma State ³	ESPN2	W, 6-4
Fri.	14	vs. Charlotte ³	ESPN+	W, 10-0 (5 inn.)
Sat.	15	vs. (23) Kentucky ³	ESPN+	W, 3-1
Sat.	15	vs. (14) Alabama ³	ESPN	W, 6-3
Sun.	16	vs. Virginia ³	ESPN+	L, 7-6
Thu.	20	vs. (22) Missouri ⁴	FloSoftball	W, 4-1
Thu.	20	vs. (16) Nebraska ⁴	FloSoftball	W, 9-1 (6 inn.)
Fri.	21	vs. (5) Tennessee ⁴	FloSoftball	W, 4-3
Sat.	22	vs. (RV) Baylor ⁴	FloSoftball	W, 6-2
Sat.	22	vs. (10) Arkansas ⁴	FloSoftball	W, 9-1 (6 inn.)
Sun.	23	vs. (11) Duke ⁴	FloSoftball	L, 1-0
Thu.	27	vs. (5) LSU ⁵	--	L, 2-1
Thu.	27	vs. Notre Dame ⁵	--	W, 7-2
Fri.	28	vs. Utah ⁵	--	W, 16-4 (6 inn.)
Fri.	28	at Cal State Fullerton ⁵	ESPN+	W, 6-2

March (15-2)

Sat.	1	vs. Weber State ⁵	--	W, 26-5 (5 inn.)
Sat.	1	vs. (12) Arizona ⁵	--	L, 9-8 (10 inn.)
Thu.	6	LMU	B1G+	W, 11-1 (5 inn.)
Fri.	7	Sacramento State	B1G+	W, 12-4 (6 inn.)
Sat.	8	vs. Sacramento State	--	W, 11-1 (5 inn.)
Sat.	8	at (RV) San Diego State	MWN	W, 5-0
Sun.	9	at LMU	ESPN+	W, 12-0 (5 inn.)
Tue.	11	San Diego	B1G+	W, 9-0 (5 inn.)
Fri.	14	Purdue *	B1G+	W, 6-0
Sat.	15	Purdue *	B1G+	W, 2-1
Sun.	16	Purdue *	B1G+	W, 7-5
Sat.	22	at Iowa *	B1G+	W, 8-0 (6 inn.)
Sun.	23	at Iowa *	B1G+	L, 7-4
Wed.	26	at Howard	ESPN+	W, 10-0 (5 inn.)
Fri.	28	at Maryland *	B1G+	W, 9-0 (5 inn.)
Sat.	29	at Maryland *	B1G+	W, 6-1
Sun.	30	at Maryland *	B1G+	W, 10-1 (5 inn.)

April (14-2)

Tue.	1	CSUN	B1G+	W, 10-2 (5 inn.)
Tue.	1	UC San Diego	B1G+	W, 9-0 (5 inn.)
Fri.	4	(21) Ohio State *	B1G+	W, 14-6 (5 inn.)
Sat.	5	(21) Ohio State *	B1G+	W, 7-0
Tue.	8	at Cal Baptist	ESPN+	W, 10-1 (5 inn.)
Fri.	11	(RV) Washington *	B1G+	W, 7-5
Sat.	12	(RV) Washington *	FS1	W, 7-2
Sun.	13	(RV) Washington *	B1G+	W, 6-5
Fri.	18	at (5) Oregon *	BTN	L, 3-1
Sat.	19	at (5) Oregon *	B1G+	W, 8-0 (6 inn.)
Sun.	20	at (5) Oregon *	B1G+	L, 9-0 (5 inn.)
Tue.	22	Long Beach State	B1G+	W, 9-0 (5 inn.)
Sat.	26	at Michigan *	B1G+	W, 5-3
Sun.	27	at Michigan *	BTN	W, 4-3
Mon.	28	at Michigan *	B1G+	W, 12-8
Wed.	30	Cal State Fullerton	B1G+	W, 4-2

May (6-3)

Fri.	2	Northwestern *	BTN	L, 8-0 (6 inn.)
Sat.	3	Northwestern *	BTN	W, 15-8
Sun.	4	Northwestern *	BTN	L, 5-3
Thu.	8	Indiana ⁶	BTN	W, 5-4
Fri.	9	(19) Nebraska ⁶	BTN	W, 4-2
Sat.	10	Michigan ⁶	BTN	L, 2-0
Fri.	16	UC Santa Barbara ⁷	ESPN+	W, 9-1 (6 inn.)
Sat.	17	San Diego State ⁷	ESPN	W, 10-0 (6 inn.)
Sun.	18	UC Santa Barbara ⁷	ESPN+	W, 12-1 (5 inn.)
Fri.	23	at (14) South Carolina ⁸	ESPN2	10 a.m.
Sat.	24	at (14) South Carolina ⁸	ESPN	10 a.m.

Postseason Schedule

May 23-25	NCAA Super Regionals	Columbia, S.C.
May 29-June 5/6	WCWS	Oklahoma City, Okla.

* Big Ten Conference games
rankings in parentheses are from the weekly NFCA Coaches poll
all times are Pacific

- 1 Stacy Winsberg Memorial Tournament, at Easton Stadium (Los Angeles, Calif.)
- 2 Mark Campbell Invitational, at Bill Barber Park (Irvine, Calif.)
- 3 Clearwater Invitational, at Eddie C. Moore Complex (Clearwater, Fla.)
- 4 Mary Nutter Collegiate Classic, at Big League Dreams Park (Cathedral City, Calif.)
- 5 Judi Garman Classic, at Anderson Family Field (Fullerton, Calif.)
- 6 Big Ten Tournament, at Bittering Stadium (West Lafayette, Ind.)
- 7 NCAA Regionals, at Easton Stadium (Los Angeles, Calif.)
- 8 NCAA Super Regionals, at Carolina Softball Stadium (Columbia, S.C.)



NCAA Columbia Super Regional

May 23-25, 2025

Columbia, S.C.

Carolina Softball Stadium

No. 9 seed UCLA at No. 8 seed South Carolina



No. 9 seed UCLA Bruins (52-10, 17-5 Big Ten)

Big Ten Regular-Season Finish: 2nd | **Big Ten Tournament Finish:** Runner-Up

Team BA: .346 | **Team ERA:** 2.38 | **Runs/Game:** 7.48

Head Coach: Kelly Inouye-Perez (UCLA, 1993) | **Record:** 870-219-1 (.798) [19th year]

NCAA COLUMBIA SUPER REGIONAL SCHEDULE

Friday, May 23

Game 1: South Carolina vs. UCLA at 10 a.m. (PT) – ESPN2

Saturday, May 24

Game 2: UCLA vs. South Carolina at 10 a.m. (PT) – ESPN

Sunday, May 25

Game 3 (if necessary): South Carolina vs. UCLA (Time & Broadcast TBD)

NO. 9 SEED UCLA TRAVELS TO SOUTH CAROLINA FOR SUPER REGIONALS

The No. 9 seed UCLA softball team will play in its 15th Super Regional versus No. 8 seed South Carolina at Carolina Softball Stadium in Columbia, S.C. this week from May 23-25. Game one of the best-of-three series between the Bruins (52-10) and Gamecocks (43-15) on Friday is scheduled for 10 a.m. (PT) on ESPN2. Game two will be broadcast on ESPN at 10 a.m. with Courtney Lyle (pbp) and Danielle Lawrie (analyst) on the call. UCLA is returning to South Carolina for the first time since the 2002 NCAA Regionals before the adaptation to the current Super Regional format.

UCLA is led by USA Softball Collegiate Player of the Year Top 10 Finalist Jordan Woolery and Top 25 Finalist Megan Grant. The two junior sluggers have combined for 161 runs batted in, which is the most ever by a Bruins duo in single-season history. Grant (25 HR) and Woolery (22) also lead all duos in the nation with 47 home runs.

KEY NOTES ABOUT THE BRUINS

- UCLA set a new best for run differential in an NCAA Regional during the Super Regional era (since 2005) with a mark of +29 (31-2).
- UCLA hit for a collective 1.297 OPS (.807 SLG, .490 OBP) in NCAA Regionals for its best single-week mark yet this season.
- The Bruins enter Super Regionals ranking third in the NCAA Tournament with a .422 batting average (35-for-83).
- UCLA is tied for the national lead with a +314 run differential (Oregon). The Bruins also rank third in the nation with 464 runs scored.
- UCLA leads all NCAA DI programs with 52 wins this season.
- UCLA finished runner-up in both the Big Ten Conference regular season and Big Ten Tournament Championship in its inaugural season as a member of the bi-coastal conference.
- UCLA has finished first or second in conference play in each of the last 10 seasons under head coach Kelly Inouye-Perez.
- UCLA has set a new single-season program record with 28 mercy-rule wins. The previous mark was 21 set in 2010 and 2015.
- UCLA is averaging 1.50 homers per game, which ranks second-best in program single-season history (2010, 1.77 HR/GM).
- UCLA ranks ninth in the nation with a .979 fielding percentage (34 E, 1,585 TC).
- Juniors Jordan Woolery (Top 10) and Megan Grant (Top 25) were named Finalists for USA Softball Collegiate Player of the Year.
- UCLA's lineup boasts two of the top six RBI leaders in the country in Woolery (82 RBI, 4th) and Grant (79 RBI, 6th).
- Grant and Woolery are just the second duo in UCLA single-season history to each hit 20-plus homers in a single season.
- Grant is tied with Ohio State's Jasmyn Burns for the Big Ten single-season home run record with 25.
- Grant tied UCLA Athletic Hall of Famer Stacey Nueman as the fastest Bruin to hit 20 homers in a single season, both reaching the benchmark in 42 games played. Nueman set the program record for homers in a season with 31 that year in 1999.
- Senior UTIL Savannah Pola ranks fourth in the country in both base hits (90) and runs scored (71) in addition to sporting a flawless 1.000 fielding percentage at second base.
- UCLA's pitching staff ranks top 5 nationally in K/BB ratio (3rd, 4.39), WHIP (3rd, 1.05) and strikeouts (4th, 439).
- UCLA's trio of aces – Taylor Tinsley, Kaitlyn Terry and Addisen Fisher – has each started 16 games and worked 109.0 innings.
- UCLA is one of two pitching staffs in Super Regionals with three pitchers who have each logged 100.0 innings each (Ole Miss).
- Tinsley (2.47 ERA, 14-4, 141 SO) leads the staff this season with 12 quality starts, 0.90 WHIP and 8.71 K/BB ratio.
- Fisher (16-2, 2.43 ERA, 98 SO) was named to the NFCA Freshman of the Year Top 10 List on May 8.
- Terry and Tinsley combined to throw all 49.0 innings in last year's NCAA Tournament to help UCLA reach the WCWS.
- Terry (1.20 ERA, 35.0 IP) Tinsley (1.87 ERA, 30.0 IP) each own a sub-2.00 career postseason ERA.
- UCLA has thrown three no-hitters this year: Tinsley at San Diego State, Fisher at Howard and Cecil vs. Long Beach State.
- Inouye-Perez has reached the Women's College World Series 10 times and won two NCAA titles in 2010 and 2019 as head coach.
- Entering 2025, Inouye-Perez ranks seventh all-time and second among active head coaches with a 79.6 winning percentage.
- Inouye-Perez is the only person to win an NCAA Division I Softball Championship as both a player and head coach.

UCLA'S POSTSEASON HISTORY

- The Bruins are making their 40th NCAA Tournament appearance and their 26th straight appearance since 1999.
- UCLA is the winningest program in the history of college softball with 12 NCAA Championships.
- The Bruins' 32 Women's College World Series (WCWS) appearances are also an NCAA record.
- UCLA holds the distinction as the only program to win a championship in every decade, including its 1978 AIAW title.
- UCLA owns an all-time NCAA Tournament record of 242-68 (.781).
- UCLA has reached the WCWS in eight of the last nine seasons the championship event was held (excl. 2020).
- The Bruins won the first-ever title under the umbrella of the National Collegiate Athletic Association (NCAA) in 1982.

MEDIA INFORMATION
UCLA Athletic Communications
J.D. Morgan Center, Suite 128
325 Westwood Plaza, Los Angeles, CA 90095

Softball Contact	Vinny Lavalsiti
Cell Phone	(209) 781-6810
E-Mail	vlavalsiti@athletics.ucla.edu
Website	www.uclabruins.com

Media Availability

Please contact Vinny Lavalsiti to confirm availability. Media requests should be made at least 24 hours in advance.

Credentials

Credential requests for both home and road games must be made 24 hours prior to game time by emailing Vinny Lavalsiti (vlavalsiti@athletics.ucla.edu).

Credential Pickup

Credentials are available on game day at Easton Stadium at the front entrance to the stadium.

Media Seating

Media seating is available in select areas of Easton Stadium. Seating in the press box is provided on a first-come-first serve basis.

Photography Areas

Credentialed photographers are permitted to shoot from a camera well behind home plate and beyond the center field wall.

Postgame Procedure

Head coach Kelly Inouye-Perez and selected players will be available to the media after a cooling-off period. Please contact Vinny Lavalsiti to arrange postgame interviews.

UCLA QUICK FACTS

SCHOOL INFORMATION

Founded	1919
Enrollment	46,676
Nickname	Bruins
Colors	Blue and Gold
Home Field (capacity)	Easton Stadium (1,328)
Surface	Natural Grass
Home Field Dimensions	190 ft. to corners, 210 ft. to center
Affiliation	NCAA Division I
Conference	Big Ten
Chancellor	Dr. Julio Frenk
Director of Athletics	Martin Jarmond
Athletic Dept. Phone	(310) 825-8699
Ticket Office Phone	(310) 825-2101

SOFTBALL HISTORY

First Season of Softball	1975 (51st season in 2025)
All-Time Record	2,208-511-5 (.811)
All-Time NCAA Record	2,047-456-5 (.816)
All-Time NCAA Tournament Record	242-68 (.781)
National Championships	13 (AIAW - '78, NCAA - '82, '84, '85, '88, '89, '90, '92, '99, '03, '04, '10, '10, '19)
Conference Regular-Season Championships	18
Conference Tournament Championships	1
WCWS Appearances	32
Super Regional Appearances	15
NCAA Tournament Appearances	40

TEAM INFORMATION

2024 Overall Record	43-12
Home/Away/Neutral	17-4/13-3/13-5
2024 Pac-12 Record/Finish	17-4 (1st)
Home/Away	8-1/9-3
2024 Postseason Finish	t-5th, WCWS
2024 Final Ranking (NFCA)	5th (659 points)
Letterwinners Returning/Lost	16/9
Newcomers	7
Fr./So./Jr./Sr./Gr.	6/3/6/6/2

COACHES & SUPPORT STAFF

Head Coach	Kelly Inouye-Perez (UCLA '93)
Overall/UCLA Record	870-219-1 (19 years in 2025/798)
Associate Head Coach	Lisa Fernandez (UCLA '95)
Assistant Coach	Rob Schweyer
Assistant Coach	Madilyn Nickles-Camarena (UCLA '21)
Director of Softball Administration	Kirk Walker (UCLA '88)
Director of Player Development/Data Analytics	Will Oldham
Director of Operations	Claire Donyanavard (UIC '11)
Athletic Trainer	Janice Lee (Washington '14)
Athletic Performance Coach	Zuzanna Czyniewska (Wyższa Szkoła Gospodarki '14)

UCLA SOFTBALL ON SOCIAL MEDIA

Softball X:	@UCLASoftball
Softball Instagram:	@UCLASoftball
Softball Facebook:	/UCLABruinsSoftball

#GoBruins

2025 UCLA NUMERICAL ROSTER

No.	Name	Yr.	Pos.	B/T	Ht.	Exp.	Hometown (High School / Previous School)
00	Sofia Mujica	Fr.	C/DP	R/R	5-5	HS	San Diego, Calif. (Granite Hills HS)
4	Rylee Pinedo	Jr.	UTIL	L/R	5-3	2V	Camarillo, Calif. (Adolfo Camarillo HS)
5	Savannah Pola	Sr.	UTIL	L/R	5-4	3V	Santa Ana, Calif. (Godinez Fundamental HS)
8	Jessica Clements	Gr.	OF	L/L	5-9	TR	Salinas, Calif. (Santa Catalina School / Cal Poly)
11	Seneca Curo	Gr.	INF	R/R	5-7	4V	Barona, Calif. (Ramona HS)
13	Addisen Fisher	Fr.	P/UTIL	R/R	5-11	HS	Bend, Ore. (Bend HS)
14	Maggie Daniel	Fr.	C/UTIL	R/R	5-8	HS	Hoover, Ala. (Spain Park HS)
15	Jordan Woolery	Jr.	INF	R/R	5-9	2V	Walnut Creek, Calif. (Clayton Valley Charter HS)
21	Aleena Garcia	Fr.	INF	R/R	5-6	HS	Pico Rivera, Calif. (Whittier Christian HS)
22	Taylor Stephens	Sr.	UTIL	R/R	5-5	3V	Lynwood, Calif. (Gahr HS)
23	Taylor Tinsley	Jr.	P	R/R	5-7	2V	Lawrenceville, Ga. (George Walton Academy)
26	Jayla Castro	Sr.	C	R/R	5-5	3V	Rocklin, Calif. (Rocklin HS)
28	Alexis Ramirez	RS So.	C/UTIL	R/L	5-4	1V	Whittier, Calif. (La Serna HS)
29	Rylee Slimp	Fr.	OF	L/R	5-11	HS	Georgetown, Texas (Liberty Hill HS)
30	Lauren Hatch	Sr.	OF	L/R	5-6	3V	Sugar Land, Texas (Kempner HS)
31	Ramsey Suarez	Jr.	DP/INF	R/R	5-6	2V	Temecula, Calif. (Great Oak HS)
33	Kaniya Bragg	Fr.	INF/UTIL	R/R	5-7	HS	Garden Grove, Calif. (Pacifica HS)
43	Megan Grant	Jr.	UTIL	L/R	5-10	2V	Pico Bruno, Calif. (Aragon HS)
44	Kate Blunt	Sr.	UTIL	R/R	5-6	3V	Ladera Ranch, Calif. (Tesoro HS)
51	Jada Cecil	Sr.	P	R/R	5-10	1V	Temecula, Calif. (Temecula Valley HS / UC San Diego)
55	Kaitlyn Terry	So.	P/OF	L/L	5-6	1V	Glendale, Ariz. (Greenway HS)
56	Liesl Osteen	So.	OF	L/R	5-10	1V	Simi Valley, Calif. (Oaks Christian School)
88	Aryanne Munoz	Fr.	C	R/R	5-4	HS	Fillmore, Calif. (Fillmore HS)

Coaching Staff

Kelly Inouye-Perez	Head Coach, 19th season (32nd overall) <i>The Shelly Carlin UCLA Head Softball Coach</i>	UCLA '93
Lisa Fernandez	Associate Head Coach, 27th season <i>The Mark Kalmansohn UCLA Associate Head Softball Coach</i>	UCLA '95
Rob Schweyer	Assistant Coach, 2nd season	
Madilyn Nickles-Camarena	Assistant Coach, 1st season	UCLA '21
Kirk Walker	Director of Softball Administration, 1st season (24th overall)	UCLA '88
Will Oldham	Director of Player Development & Data Analytics, 2nd season	

Pronunciation Guide

Kaniya Bragg (cuh-NYE-uh)	Madilyn Nickles-Camarena (cam-urr-AY-nuh)
Jessica Clements (CLEH-ments)	Will Oldham (old-umm)
Seneca Curo (KERR [rhymes with fur]-oh)	Liesl Osteen (LEE-sull OH-steen)
Aleena Garcia (uh-LEEN-uh)	Rylee Pinedo (pin-AY-doe)
Kelly Inouye-Perez (e-NOY purr-ez)	Savannah Pola (POE-luh)
Gabriela Jaquez (HAWK-ez)	Rob Schweyer (sh-wire)
Aryanne Munoz (air-ee-anne moon-oh-z)	Ramsey Suarez (SWOR-ez)
Sofia Mujica (moo-HE-cuh)	

BRUINS IN THE CLASSROOM

Student-Athlete	Year	Major
Kate Blunt	Sr.	Biology
Kaniya Bragg	Fr.	Psychology
Jayla Castro	Sr.	History
Jada Cecil	Sr.	Biology
Jessica Clements ¹	Gr.	Transformative Coaching & Leadership
Seneca Curo ²	Gr.	Transformative Coaching & Leadership
Maggie Daniel	Fr.	Sociology
Addisen Fisher	Fr.	Undeclared
Aleena Garcia	Fr.	Psychology
Megan Grant	Jr.	Sociology
Lauren Hatch	Sr.	Applied Mathematics
Aryanne Munoz	Fr.	English
Sofia Mujica	Fr.	Sociology
Liesl Osteen	So.	Undeclared
Rylee Pinedo	Jr.	Sociology
Savannah Pola	Sr.	Sociology
Alexis Ramirez	RS So.	Undeclared
Rylee Slimp	Fr.	Undeclared
Taylor Stephens	Sr.	Sociology
Ramsey Suarez	Jr.	Sociology
Kaitlyn Terry	So.	Psychology
Taylor Tinsley	Jr.	Psychobiology
Jordan Woolery	Jr.	Sociology

1 Clements earned her bachelor's in agricultural business from Cal Poly.
2 Curo earned her bachelor's in sociology in 2023.

ROSTER BY STATE

Alabama (1) Maggie Daniel
Arizona (1) Kaitlyn Terry
California (17) Kate Blunt, Kaniya Bragg, Jayla Castro, Jada Cecil, Jessica Clements, Seneca Curo, Aleena Garcia, Megan Grant, Sofia Mujica, Aryanne Munoz, Liesl Osteen, Rylee Pinedo, Savannah Pola, Alexis Ramirez, Taylor Stephens, Ramsey Suarez, Jordan Woolery
Georgia (1) Taylor Tinsley
Oregon (1) Addisen Fisher
Texas (2) Lauren Hatch, Rylee Slimp




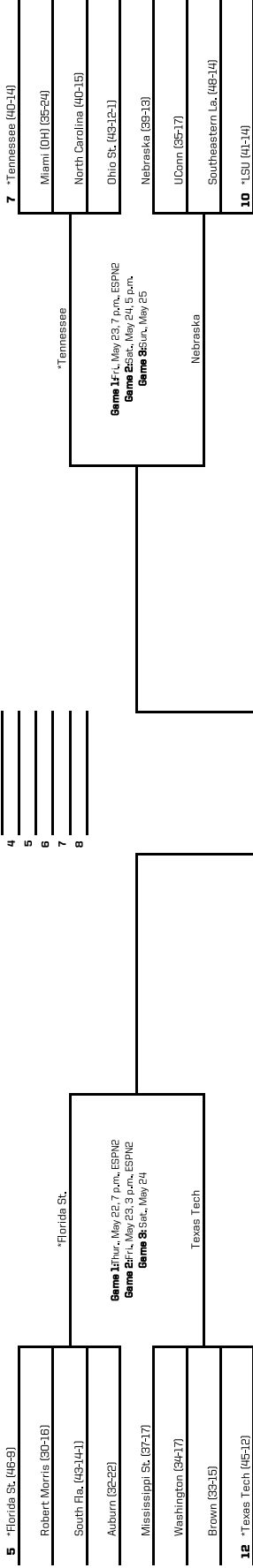

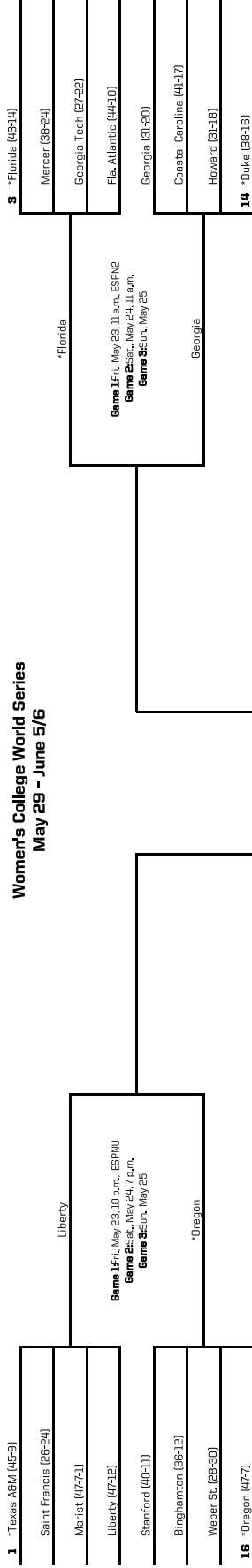
2025 NCAA® DI Softball Championship

REGIONALS
May 16-18

SUPER REGIONALS
May 22-25

REGIONALS
May 16-18

Women's College World Series
May 29 – June 5/6



Women's College World Series Teams

- 1
- 2
- 3
- 4
- 5
- 6
- 7
- 8

All games are listed in Eastern time.
* Denotes host team.

All games are available on the ESPN Networks, ESPN+ and the ESPN App.

abc

ESPN

ESPN2

ESPN3

ESPN+

ESPN

<div>2025 HONOR ROLL</div> <div><div>USA SOFTBALL PLAYER OF THE YEAR FINALISTS</div><div>Jordan Woolery (Top 10) Megan Grant (Top 25)</div><div>NFCA FRESHMAN OF THE YEAR TOP 10 LIST</div><div>Addisen Fisher</div><div>NFCA ALL-WEST REGION</div><div>Addisen Fisher (First Team, Pitcher) Taylor Tinsley (First Team, Pitcher) ** Megan Grant (First Team, First Base) *** Savannah Pola (First Team, Second Base) *** Jordan Woolery (First Team, Third Base) ** Jessica Clements (Second Team, Outfield) **** Rylee Slimp (Second Team, Outfield) Kaitlyn Terry (Third Team, Utility/Pitcher) **</div><div>ALL-BIG TEN FIRST TEAM</div><div>Megan Grant *** Savannah Pola Taylor Tinsley ** Jordan Woolery ***</div><div>BIG TEN ALL-FRESHMAN TEAM</div><div>Addisen Fisher Rylee Slimp</div><div>BIG TEN SPORTSMANSHIP AWARD</div><div>Savannah Pola</div><div>BIG TEN ALL-TOURNAMENT TEAM</div><div>Kaniya Bragg Savannah Pola Kaitlyn Terry Jordan Woolery</div><div>NFCA NATIONAL PLAYER OF THE WEEK</div><div>Megan Grant (2x: April 15, April 8)</div><div>BIG TEN PLAYER OF THE WEEK</div><div>Megan Grant (2x: April 14, April 7)</div><div>BIG TEN PITCHER OF THE WEEK</div><div>Taylor Tinsley (March 17)</div><div>BIG TEN FRESHMAN OF THE WEEK</div><div>Kaniya Bragg (March 3) Addisen Fisher (March 31)</div><div>* denotes number of selections for award/team.</div></div> <td><div>LET CHEF COOK</div><div><ul style="list-style-type: none">Junior Megan Grant ranks fourth in the nation with 25 home runs entering Super Regionals and trails the nation's leader by six (Cori McMillan, Virginia Tech). Grant ranks second in UCLA single-season history in that category, trailing Stacey Nuveman's record of 31 set in 1999.Grant is averaging 0.52 RBIs per at-bat this season, which ranks as the best rate in UCLA history. In second place is Stacey Nuveman's 1999 campaign when she averaged 0.50 RBI/AB. Grant is just a hair behind Nuveman with 0.17 home runs per at-bat.Grant's 79 runs batted in rank third all-time in UCLA single-season history behind her teammate Jordan Woolery (82 RBI) and Nuveman (91 RBI, 1999).Thirty-eight of Grant's 57 base hits this season have been for extra bases (66.7%).Grant tied Stacey Nuveman (1992) as the fastest Bruins to reach 20 home runs in a single season, both needing only 42 games.Grant's home runs have come in bunches this season, recording two separate stretches of five straight games with a homer (March 1-8) and four straight games (April 8-13).Grant had a four-game stretch with three grand slams from April 4-11 earlier this season. She has recorded six total grand slams in her career, which leads the active roster.Grant notched the fourth multi-homer game of her career and third of the season versus Washington on Friday, April 11.Grant currently boasts the best batting average of her career with a .377 mark (57-for-151).Perhaps most impressive, Grant has only struck out eight times in 202 plate appearances this season (3.9% strikeout rate). For reference, Grant struck out 30-plus times in each of her freshman and sophomore seasons.Grant has been intentionally walked five times in 2025 which is the highest season total by any Bruin from each of the last four years.</div><div><div>BACK-TO-BACK NATIONAL PLAYER OF THE WEEK HONORS</div><div>Junior UTIL Megan Grant was named National Player of the Week by both the National Fastpitch Coaches Association (NFCA) and D1Softball in back-to-back weeks on April 8 and 15. Grant joined Stacey Nuveman (April-May 2002) and Amanda Freed (April-May 2000) as one of three Bruins to repeat in back-to-back weeks.</div><div><ul style="list-style-type: none">In week 10 (April 8-13), Grant led UCLA to a perfect 4-0 record with a team-best .667 batting average (6-for-9), five home runs, two of which were grand slams, 11 runs batted in, six runs scored and 3.083 OPS. Grant homered in all four games and hit grand slams in back-to-back contests against Cal Baptist on April 8 and in game one versus Washington on Friday, April 11. Grant took over as the NCAA leader in home runs (22) and RBI (68) after her dominant week.The week prior (April 1-5), Grant recorded team-best .727 batting average (8-for-11), two home runs, nine runs batted in and 1.455 slugging percentage to help the Bruins to four wins, including a top-25 sweep of then-No. 21 Ohio State. Grant played the hero in game one versus the Buckeyes on Friday, April 4, going 2-for-4 with two home runs and a career-high seven RBI. Grant's second homer of the night was a walk-off grand slam to secure a mercy-rule victory, 14-6, in five innings.</div><div><div>SHOWING NO MERCY</div><div>UCLA has set a new single-season program record with 28 mercy-rule wins in 2025. The Bruins broke the record their 40th game into the season with a 14-6 decision in five innings versus Ohio State on April 4. The Bruins surpassed the previous mark of 21 set twice in the 2010 and 2015 seasons. Additionally, UCLA has shut out its opponent 17 times, which is good for sixth-best in the country and leads the Big Ten. On the year, UCLA is averaging 7.48 runs per game, which ranks 12th in NCAA DI.</div></div><div><div>ELITE OFFENSIVE NUMBERS</div><div><ul style="list-style-type: none">UCLA is tied with Oregon for the national lead +314 run differential, scoring 464 runs while allowing 150. The last time UCLA had a run differential of +314 or better for a season was in 2019 when it won the program's 12th NCAA title (+336). The program record for run differential is +341 set in 2001 (418/77).UCLA ranks eighth in the nation with 93 home runs and eighth with a .604 slugging percentage. UCLA's 93 home runs rank third-most in school single-season history; the Bruins hit a program-record 108 home runs in 2010 and 95 in 1999 (both NCAA title seasons). The Bruins are averaging 1.50 home runs per game (93 HR/62 GP), trailing the record mark of 1.77 (108 HR/ 61 GP) set in UCLA's 2010 NCAA-title winning season.UCLA's eight everyday starters (Clements, Pola, Grant, Woolery, Slimp, Bragg, Ramirez and Terry) in the batting lineup own an on-base percentage of at least .400 or better entering Super Regionals.</div></div><div><div>PLATE DISCIPLINE</div><div><ul style="list-style-type: none">UCLA has drawn 237 walks and 55 hit-by-pitches this season for a total of 292 free passes. The Bruins' 237 walks rank 14th in the nation, and their average of 3.82 walks per game is sixth-best in program single-season history.UCLA's .443 on-base percentage also ranks eighth in NCAA DI and currently sits at third-best all-time for a Bruins team.124 of UCLA's 292 free passes have come around to score, accounting for more than a quarter (26.7%) of the team's total run production.UCLA's offense is averaging 3.02 strikeouts per game (187 SO), marking its lowest rate since the 2002 season (2.46 SO/GP).</div></div><div><div>POLA'S BREAKOUT SEASON</div><div><ul style="list-style-type: none">Senior UTIL Savannah Pola is registering career-best offensive numbers across the board in 2025. Pola, who has recorded two 10-plus-game hitting streaks this season, leads UCLA with a .437 batting average (90-for-206) and 31 multi-hit games.The Santa Ana, Calif. product ranks fourth in the country and leads the Big Ten with 90 base hits and 71 runs scored.Pola needs four more runs to tie UCLA Athletic Hall of Famer Natasha Watley's single-season record of 75 set in 2001.UCLA is 30-1 when Pola records multiple hits in a ballgame this season (only loss came to Virginia on Feb. 16 in walk-off fashion).Pola has more than tripled her hit production from last season (.241 avg., 28-for-116).Defensively, Pola has yet to commit an error thanks to her stellar play over 37 starts at second base (135 TC).</div></div><div><div>ALEXIS "LEFTY" RAMIREZ</div><div><ul style="list-style-type: none">Redshirt sophomore Alexis Ramirez, affectionately nicknamed "Lefty" for being a left-handed-throwing catcher, has been effective since returning to the lineup on March 22 versus Iowa after sustaining a season-ending knee injury during week one of 2024.Ramirez has recorded a .354 batting average (28-for-79) with 23 runs batted in over her 31 games played this season.Ramirez is coming off a career-high-tying three-hit performance against UC Santa Barbara in the Regional Final on Sunday, May 18. Ramirez went 3-for-4 with three separate RBI singles for a total of five runs driven in.Against Northwestern on May 3, Ramirez logged the first two-homer game of her career and recorded a career-high six RBIs to lead the Bruins to a 15-8 win. The next day, Ramirez made her first start behind the dish since week one of the 2024 season. Ramirez has started four total games at catcher and made 28 other starts as the team's designated player since her return in 2025.Ramirez opened 2024 hitting a blistering .455 (5-for-11) with a homer and double before going down with the injury.</div></div></div></td>	<div>LET CHEF COOK</div> <div><ul style="list-style-type: none">Junior Megan Grant ranks fourth in the nation with 25 home runs entering Super Regionals and trails the nation's leader by six (Cori McMillan, Virginia Tech). Grant ranks second in UCLA single-season history in that category, trailing Stacey Nuveman's record of 31 set in 1999.Grant is averaging 0.52 RBIs per at-bat this season, which ranks as the best rate in UCLA history. In second place is Stacey Nuveman's 1999 campaign when she averaged 0.50 RBI/AB. Grant is just a hair behind Nuveman with 0.17 home runs per at-bat.Grant's 79 runs batted in rank third all-time in UCLA single-season history behind her teammate Jordan Woolery (82 RBI) and Nuveman (91 RBI, 1999).Thirty-eight of Grant's 57 base hits this season have been for extra bases (66.7%).Grant tied Stacey Nuveman (1992) as the fastest Bruins to reach 20 home runs in a single season, both needing only 42 games.Grant's home runs have come in bunches this season, recording two separate stretches of five straight games with a homer (March 1-8) and four straight games (April 8-13).Grant had a four-game stretch with three grand slams from April 4-11 earlier this season. She has recorded six total grand slams in her career, which leads the active roster.Grant notched the fourth multi-homer game of her career and third of the season versus Washington on Friday, April 11.Grant currently boasts the best batting average of her career with a .377 mark (57-for-151).Perhaps most impressive, Grant has only struck out eight times in 202 plate appearances this season (3.9% strikeout rate). For reference, Grant struck out 30-plus times in each of her freshman and sophomore seasons.Grant has been intentionally walked five times in 2025 which is the highest season total by any Bruin from each of the last four years.</div> <div><div>BACK-TO-BACK NATIONAL PLAYER OF THE WEEK HONORS</div><div>Junior UTIL Megan Grant was named National Player of the Week by both the National Fastpitch Coaches Association (NFCA) and D1Softball in back-to-back weeks on April 8 and 15. Grant joined Stacey Nuveman (April-May 2002) and Amanda Freed (April-May 2000) as one of three Bruins to repeat in back-to-back weeks.</div><div><ul style="list-style-type: none">In week 10 (April 8-13), Grant led UCLA to a perfect 4-0 record with a team-best .667 batting average (6-for-9), five home runs, two of which were grand slams, 11 runs batted in, six runs scored and 3.083 OPS. Grant homered in all four games and hit grand slams in back-to-back contests against Cal Baptist on April 8 and in game one versus Washington on Friday, April 11. Grant took over as the NCAA leader in home runs (22) and RBI (68) after her dominant week.The week prior (April 1-5), Grant recorded team-best .727 batting average (8-for-11), two home runs, nine runs batted in and 1.455 slugging percentage to help the Bruins to four wins, including a top-25 sweep of then-No. 21 Ohio State. Grant played the hero in game one versus the Buckeyes on Friday, April 4, going 2-for-4 with two home runs and a career-high seven RBI. Grant's second homer of the night was a walk-off grand slam to secure a mercy-rule victory, 14-6, in five innings.</div><div><div>SHOWING NO MERCY</div><div>UCLA has set a new single-season program record with 28 mercy-rule wins in 2025. The Bruins broke the record their 40th game into the season with a 14-6 decision in five innings versus Ohio State on April 4. The Bruins surpassed the previous mark of 21 set twice in the 2010 and 2015 seasons. Additionally, UCLA has shut out its opponent 17 times, which is good for sixth-best in the country and leads the Big Ten. On the year, UCLA is averaging 7.48 runs per game, which ranks 12th in NCAA DI.</div></div><div><div>ELITE OFFENSIVE NUMBERS</div><div><ul style="list-style-type: none">UCLA is tied with Oregon for the national lead +314 run differential, scoring 464 runs while allowing 150. The last time UCLA had a run differential of +314 or better for a season was in 2019 when it won the program's 12th NCAA title (+336). The program record for run differential is +341 set in 2001 (418/77).UCLA ranks eighth in the nation with 93 home runs and eighth with a .604 slugging percentage. UCLA's 93 home runs rank third-most in school single-season history; the Bruins hit a program-record 108 home runs in 2010 and 95 in 1999 (both NCAA title seasons). The Bruins are averaging 1.50 home runs per game (93 HR/62 GP), trailing the record mark of 1.77 (108 HR/ 61 GP) set in UCLA's 2010 NCAA-title winning season.UCLA's eight everyday starters (Clements, Pola, Grant, Woolery, Slimp, Bragg, Ramirez and Terry) in the batting lineup own an on-base percentage of at least .400 or better entering Super Regionals.</div></div><div><div>PLATE DISCIPLINE</div><div><ul style="list-style-type: none">UCLA has drawn 237 walks and 55 hit-by-pitches this season for a total of 292 free passes. The Bruins' 237 walks rank 14th in the nation, and their average of 3.82 walks per game is sixth-best in program single-season history.UCLA's .443 on-base percentage also ranks eighth in NCAA DI and currently sits at third-best all-time for a Bruins team.124 of UCLA's 292 free passes have come around to score, accounting for more than a quarter (26.7%) of the team's total run production.UCLA's offense is averaging 3.02 strikeouts per game (187 SO), marking its lowest rate since the 2002 season (2.46 SO/GP).</div></div><div><div>POLA'S BREAKOUT SEASON</div><div><ul style="list-style-type: none">Senior UTIL Savannah Pola is registering career-best offensive numbers across the board in 2025. Pola, who has recorded two 10-plus-game hitting streaks this season, leads UCLA with a .437 batting average (90-for-206) and 31 multi-hit games.The Santa Ana, Calif. product ranks fourth in the country and leads the Big Ten with 90 base hits and 71 runs scored.Pola needs four more runs to tie UCLA Athletic Hall of Famer Natasha Watley's single-season record of 75 set in 2001.UCLA is 30-1 when Pola records multiple hits in a ballgame this season (only loss came to Virginia on Feb. 16 in walk-off fashion).Pola has more than tripled her hit production from last season (.241 avg., 28-for-116).Defensively, Pola has yet to commit an error thanks to her stellar play over 37 starts at second base (135 TC).</div></div><div><div>ALEXIS "LEFTY" RAMIREZ</div><div><ul style="list-style-type: none">Redshirt sophomore Alexis Ramirez, affectionately nicknamed "Lefty" for being a left-handed-throwing catcher, has been effective since returning to the lineup on March 22 versus Iowa after sustaining a season-ending knee injury during week one of 2024.Ramirez has recorded a .354 batting average (28-for-79) with 23 runs batted in over her 31 games played this season.Ramirez is coming off a career-high-tying three-hit performance against UC Santa Barbara in the Regional Final on Sunday, May 18. Ramirez went 3-for-4 with three separate RBI singles for a total of five runs driven in.Against Northwestern on May 3, Ramirez logged the first two-homer game of her career and recorded a career-high six RBIs to lead the Bruins to a 15-8 win. The next day, Ramirez made her first start behind the dish since week one of the 2024 season. Ramirez has started four total games at catcher and made 28 other starts as the team's designated player since her return in 2025.Ramirez opened 2024 hitting a blistering .455 (5-for-11) with a homer and double before going down with the injury.</div></div></div>
<div>2024 HONOR ROLL</div> <div><div>USA SOFTBALL PLAYER OF THE YEAR TOP 10 FINALIST</div><div>Maya Brady **</div><div>NFCA ALL-AMERICANS</div><div>Maya Brady (First Team, Shortstop) *** Sharlize Palacios (Second Team, Catcher)</div><div>PAC-12 PLAYER OF THE YEAR</div><div>Maya Brady **</div><div>PAC-12 FRESHMAN OF THE YEAR</div><div>Kaitlyn Terry</div><div>PAC-12 COACH OF THE YEAR</div><div>Kelly Inouye-Perez ****</div><div>ALL-PAC-12 FIRST TEAM</div><div>Maya Brady *** Megan Grant ** Sharlize Palacios *** Kaitlyn Terry Taylor Tinsley Jordan Woolery **</div><div>PAC-12 ALL-FRESHMAN TEAM</div><div>Kaitlyn Terry</div><div>NFCA REGIONAL COACHING STAFF OF THE YEAR</div><div>Kelly Inouye-Perez *****</div><div>* denotes number of selections for award/team.</div></div>	

PICK YOUR POISON

UCLA is led in the circle by a trio of aces in freshman Addisen Fisher, sophomore Kaitlyn Terry and junior Taylor Tinsley. Each pitcher has started at least 16 games and worked 109.0-plus innings for the Bruins this season. UCLA is one four programs (Army, Ole Miss and SELA) to have at least three pitchers log 100.0-plus innings pitched; the Bruins were one of two teams (Army) to accomplish that feat during the regular season. Tinsley leads the staff with 12 quality starts (min. 5.0 IP, max 2 ER), a 0.90 WHIP, 8.7 K/7 and 1.00 BB/7 in addition to registering a 2.47 earned run average, 14-4 record and 148 strikeouts over 119.0 innings. Tinsley's 0.90 WHIP ranks sixth in the nation and leads the Big Ten.

TINSLEY'S BEST OUTING OF THE YEAR

Junior RHP Taylor Tinsley was named as one of five "Stars of the Week" by media outlet Softball America on April 7 following her dominant performance versus then-No. 21 Ohio State on April 5. Tinsley tossed a one-hit, complete game shutout and struck out 10 against the Buckeyes. Her gem marked the first time Ohio State, the nation's home runs leader, had been shut out in a game this season. The one hit allowed was also the Buckeyes' fewest in a game. Additionally, Tinsley snapped Ohio State's 14-game streak with multiple home runs.

TWO-WAY TERRY

- Sophomore LHP Kaitlyn Terry has been a five-tool player for the Bruins this season. Terry, who has started 31 games in right field and made 29 appearances in the circle, has used her bat and speed on the basepaths to generate runs. The slap hitter is a perfect 9-for-9 on stolen base attempts while hitting for a .291 batting average (34-for-117) in the No. 9 spot of UCLA's lineup.
- Terry leads UCLA's pitching staff with 129.0 innings pitched this season. Her standout performance in the circle occurred at the Big Ten Tournament in a complete-game, 4-2 victory over No. 19-ranked Nebraska on May 9. Terry struck out 13 Huskers, including the Big Ten Player of the Year Jordy Bahl a season-high three times. Terry has four career double-digit strikeout performances, including two this season (other: 14 SO vs. Missouri, Feb. 20).
- Terry is coming off her fourth complete-game shutout of the season versus San Diego State in NCAA Regionals on Saturday, May 17. Terry allowed just three baserunners (two hits, one walk) while striking out five Aztecs. She did not allow a run in her 8.0 innings of work at the NCAA Los Angeles Regional last week.
- Against UC Santa Barbara in the Regional opener on May 16, Terry became the first UCLA player to hit a home run and earn a save in the same game since Courtney Dale on March 3, 2001. Both Terry and Dale's homers were three-run shots.
- Last year, Terry was named the 2024 Pac-12 Freshman of the Year while operating solely as a pitcher, clinching UCLA's fifth such honor over the past seven seasons. Terry became the seventh freshman in UCLA history to win 20-plus games (21-3) in her debut season and first since Garcia in 2017. Terry led last season's staff with 182.0 innings pitched and recorded a 2.38 ERA, 161 strikeouts and .232 opponent batting average.

DEFENSIVE IMPROVEMENT

UCLA ranks ninth in NCAA DI with a .979 fielding percentage, committing 34 errors in 1,585 total chances. UCLA last finished a season ranked top 10 nationally in fielding percentage and with a .980-plus rate in 2013 (.980, 2nd). This performance is amidst a reshuffling of infield positions due to freshman SS Aleena Garcia's season-ending injury. Beginning March 1, junior Jordan Woolery moved from first base to third base, freshman Kaniya Bragg from third base to shortstop and junior Megan Grant from right field/ designated player to first base as a result of the loss of Garcia.

THE SUCCESS PHASE

Head coach Kelly Inouye-Perez has guided UCLA to a 123-22 (.848) record in the months of April and May over the last seven years (2019-pres.), priming her squads for deep postseason runs. Inouye-Perez and the Bruins have reached the Women's College World Series in eight of the last nine possible seasons (excl. 2020).

UCLA'S RECORD WHEN...

Overall	52-10
Big Ten	17-5
Non-Conference	35-5
Home	22-2
Away	13-3
Neutral	17-5
Day games	30-9
Night games	22-1
vs. Lefty starter	6-2
vs. Righty starter	46-8
1-run games	5-4
2-run games	6-3
5+ run games	35-2
Extra innings	1-1
Shutouts	17-4

When UCLA scores...

0-2 runs	1-6
3-5 runs	9-2
6-9 runs	25-2
10+ runs	17-0

When the opponent scores...

0-2 runs	37-3
3-5 runs	12-2
6-9 runs	3-5
10+ runs	0-0

Inning breakdown

UCLA scored in 1st inning	32-0
Opponent scored in 1st inning	8-4
UCLA scores first	43-1
Opponent scores first	9-9
After fourth, leading	46-2
trailing	2-4
tied	4-4
After fifth, leading	31-3
trailing	1-2
tied	3-4
After sixth, leading	22-1
trailing	0-5
tied	2-2

Miscellaneous statistics

Hit 0 home runs	9-7
Hit 1 home run	13-2
Hit 2+ home runs	30-1
Opponent hit 0 home runs	36-4
Opponent hit 1 home run	11-3
Opponent hit 2+ home runs	5-3
Made 0 errors	33-4
Made 1 error	15-3
Made 2+ errors	4-3
Opponent made 0 errors	18-5
Opponent made 1 error	23-4
Opponent made 2+ errors	11-1

UCLA out-hit opponent	45-1
Opponent out-hit UCLA	3-9
Hits are tied	4-0

UCLA's record in

February	17-3
March	15-2
April	14-2
May	6-3
June	0-0

UCLA's record on

Monday	1-0
Tuesday	5-0
Wednesday	2-0
Thursday	5-1
Friday	14-2
Saturday	18-2
Sunday	7-5

UCLA's record when

Jada Cecil starts	6-0
Addisen Fisher starts	15-1
Kaitlyn Terry starts	15-3
Taylor Tinsley starts	16-6

2025 TEAM OFFENSE RANKINGS

Category	Stat	B1G Rank	NCAA Rank
Batting Avg.	.346	4th	9th
Doubles	101	3rd	5th
Home Runs	93	3rd	8th
On-Base Pct.	.443	3rd	8th
Runs	464	3rd	3rd
Runs Per Game	7.48	4th	12th
Slugging Pct.	.604	4th	8th
Stolen Bases/Game	0.61	12th	233rd
Triples	13	4th	56th
Walks	237	2nd	14th

2025 TEAM DEFENSE & PITCHING RANKINGS

Category	Stat	B1G Rank	NCAA Rank
Fielding Pct.	.979	2nd	9th
Double Plays	10	16th	231st
ERA	2.38	1st	8th
Strikeouts	439	1st	4th
K/BB Ratio	4.39	1st	3rd
Strikeouts Per 7 inn.	7.96	1st	4th
Shutouts	17	1st	6th
WHIP	1.05	1st	3rd

2025 PLAYER OFFENSE RANKINGS

	Stat	B1G Rank	NCAA Rank
Kaniya Bragg			
Hit-By-Pitches	21	1st	1st
Jessica Clements			
Doubles	16	8th	52nd
Hits	75	7th	31st
Runs Scored	67	3rd	11th
Megan Grant			
Home Runs	25	1st	4th
On-Base Pct.	.535	5th	30th
Runs Batted In	79	2nd	6th
Slugging Pct.	.967	4th	8th
Total Bases	146	6th	15th
Savannah Pola			
Batting Avg.	.437	6th	24th
Doubles	18	3rd	16th
Hits	90	1st	4th
Runs Scored	71	1st	4th
Total Bases	143	8th	18th
Jordan Woolery			
Batting Avg.	.423	8th	49th
Doubles	16	8th	52nd
Hits	77	3rd	18th
Home Runs	22	4th	10th
On-Base Pct.	.513	8th	48th
Runs Batted In	82	1st	4th
Slugging Pct.	.918	5th	11th
Total Bases	167	1st	3rd

2025 PLAYER DEFENSE & PITCHING RANKINGS

	Stat	B1G Rank	NCAA Rank
Kaitlyn Terry			
Shutouts	4	7th	53rd
K/BB Ratio	4.97	3rd	11th
Strikeouts	154	5th	42nd
K per 7 inn.	8.4	6th	29th
Victories	18	5th	42nd
WHIP	1.04	4th	26th
Taylor Tinsley			
Hits per 7 inn.	5.29	3rd	40th
K/BB Ratio	8.71	1st	3rd
Strikeouts	148	6th	54th
K per 7 inn.	8.7	3rd	17th
WHIP	0.90	1st	6th
Walks per 7 inn.	1.00	1st	7th
Addisen Fisher			
Victories	16	10th	69th

SCORE BY INNING

	1	2	3	4	5	6	7	8+	Total
UCLA	89	80	64	70	71	77	9	2	464
Opponents	24	17	26	25	16	26	12	4	150

2025 MULTI-HIT GAMES

career total in parentheses

PLAYER	2	3	4	5+	TOTAL
Pola, Savannah	23 (55)	6 (12)	2 (2)	-	31 (69)
Clements, Jessica	17 (51)	5 (18)	0 (4)	0 (1)	22 (74)
Woolery, Jordan	16 (40)	5 (12)	-	-	21 (52)
Grant, Megan	16 (41)	1 (4)	0 (2)	-	17 (47)
Slimp, Rylee	9 (9)	7 (7)	-	-	16 (16)
Bragg, Kaniya	12 (12)	1 (1)	-	-	13 (13)
Ramirez, Alexis	6 (8)	2 (2)	-	-	8 (10)
Mujica, Sofia	4 (4)	1 (1)	-	-	5 (5)
Garcia, Aleena	4 (4)	-	-	-	4 (4)
Terry, Kaitlyn	5 (5)	-	-	-	5 (5)
Curo, Seneca	2 (15)	0 (1)	-	-	2 (16)
Castro, Jayla	1 (1)	-	-	-	1 (1)
Blunt, Kate	1 (1)	-	-	-	1 (1)
Stephens, Taylor	0 (3)	-	-	-	0 (3)
Suarez, Ramsey	0 (1)	-	-	-	0 (1)
TEAM	116	28	2	0	146

2025 MULTI-RBI GAMES

career total in parentheses

PLAYER	2	3	4	5+	TOTAL
Grant, Megan	8 (22)	8 (15)	2 (4)	4 (7)	22 (48)
Woolery, Jordan	7 (17)	7 (14)	3 (5)	3 (4)	20 (40)
Pola, Savannah	5 (21)	6 (10)	1 (1)	0 (1)	12 (33)
Clements, Jessica	10 (17)	2 (3)	0 (2)	1 (1)	13 (23)
Bragg, Kaniya	9 (9)	1 (1)	1 (1)	-	11 (11)
Mujica, Sofia	3 (3)	1 (1)	2 (2)	1 (1)	7 (7)
Slimp, Rylee	5 (5)	1 (1)	-	-	6 (6)
Terry, Kaitlyn	4 (4)	1 (1)	1 (1)	-	6 (6)
Curo, Seneca	3 (12)	1 (3)	-	0 (1)	4 (16)
Ramirez, Alexis	2 (3)	1 (1)	-	2 (2)	5 (6)
Castro, Jayla	1 (3)	0 (1)	-	-	1 (4)
Blunt, Kate	1 (1)	-	-	-	1 (1)
Garcia, Aleena	1 (1)	-	-	-	1 (1)
Daniel, Maggie	1 (1)	-	-	-	1 (1)
Stephens, Taylor	0 (3)	0 (1)	-	-	0 (4)
Suarez, Ramsey	0 (3)	0 (1)	-	-	0 (4)
TEAM	60	29	10	11	110

2025 HITTING STREAKS

PLAYER	LONGEST	CURRENT
Woolery, Jordan	13	3
Pola, Savannah	10	3
Clements, Jessica	10	3
Grant, Megan	8	3
Ramirez, Alexis	7	1
Terry, Kaitlyn	7	4
Bragg, Kaniya	7	6
Slimp, Rylee	6	2
Daniel, Maggie	5	1
Curo, Seneca	4	-
Garcia, Aleena	4	-
Mujica, Sofia	3	-
Blunt, Kate	1	1
Stephens, Taylor	1	1
Castro, Jayla	1	-
Pinedo, Rylee	1	-
Osteen, Liesl	1	-

2025 REACHED BASE STREAKS

PLAYER	LONGEST	CURRENT
Clements, Jessica	17	3
Grant, Megan	16	3
Bragg, Kaniya	16	6
Woolery, Jordan	14	8
Pola, Savannah	13	9
Garcia, Aleena	10	-
Slimp, Rylee	9	4
Terry, Kaitlyn	8	4
Curo, Seneca	8	-
Mujica, Sofia	8	-
Ramirez, Alexis	7	1
Daniel, Maggie	6	1
Osteen, Liesl	3	-
Castro, Jayla	2	-
Stephens, Taylor	2	-
Blunt, Kate	2	2
Pinedo, Rylee	1	-

FISHER: FRESHMAN OF THE YEAR TOP 10

RHP Addisen Fisher made the cut for the NFCA Freshman of the Year Top 10 List, the organization announced Thursday, May 8. Fisher owns a 16-2 record with a 2.43 earned run average and 98 strikeouts over 109.0 innings. Fisher opened her career with a 16-0 record before drawing her first loss, tying Amanda Freed (1999) for the best start by a Bruins' freshman in program history. Fisher is the 10th Bruins' student-athlete to be recognized on the Top 25 in the award's 12-year history (since 2014) and the eighth UCLA player to make the Top 10. Fisher, from Bend, Ore., arrived at UCLA as the 2024 Gatorade Softball National Player of the Year and the consensus No. 1-ranked recruit in her class. Fisher is also the first player in program history to hail from the state of Oregon

FISHER'S BEST OUTING OF THE YEAR

Freshman RHP Addisen Fisher pitched a complete-game shutout to lead UCLA to an 8-0 victory in six innings at then-No. 5 Oregon in front of a sold-out crowd of 2,517 fans at Jane Sanders Stadium on Saturday, April 19. Fisher, a native of Bend, Ore., was masterful her return to her home state with three strikeouts and allowing only three hits and one walk. Fisher threw 60 of her 86 total pitches for strikes for a 72.3 percent strike rate, marking her best in a start in a season.

HOME SWEET HOME

- The Bruins recorded a 22-2 home record at Easton Stadium this season, outscoring their opponents 197-57 inside their friendly confines. Thirteen of UCLA's 28 mercy-rule wins this season came at home. UCLA drew its first home losses of the year in the final week of the regular season against Northwestern, snapping a 24-game home winning streak. UCLA holds a 629-132 home record (.827) since Easton Stadium opened its doors in March 1994. Since taking over as UCLA's head coach, Kelly Inouye-Perez has guided the Bruins to a 391-81 record in 472 home games (.828).

- UCLA went 17-4 in Easton Stadium last season and enters its 32nd campaign in the longtime UCLA home venue. UCLA has surpassed 20 home wins in seven of the last eight full seasons dating back to 2017 (excl. 2020). In 2022, the Bruins set a new benchmark for winning percentage at home, going 26-1 (.963). The year prior, UCLA reached the 30-win plateau for just the second time in stadium history.

.400's UP

Two players are currently hitting above .400 entering week eight of the 2025 season: UTIL Savannah Pola (.437) and INF Jordan Woolery (.423). Freshman OF Rylee Slimp (.396) sits just outside the group. UCLA has had two or more players hit above .400 for an entire season in 10 campaigns, last occurring in 2020 when Aaliyah Jordan and Briana Perez reached the benchmark. Only once have the Bruins had three players hit above .400, happening in 1995 thanks to Jennifer Brundage, Tanya Harding and Kelly Howard.

BRUIN NO-HITTERS THIS SEASON

UCLA has tossed three no-hitters this season with one apiece from junior RHP Taylor Tinsley, freshman RHP Addisen Fisher and senior RHP Jada Cecil. The three no-hitters bring the program's total to 126, including 118 of the solo variety.

April 22, vs. Long Beach State: Jada Cecil tossed the first no-hitter of her collegiate career and UCLA's third of the season earlier this week against Long Beach State on Tuesday, April 22 at Easton Stadium. The Temecula, Calif. native totaled eight strikeouts – her second-most in a game this season – and issued two walks and two hit-by-pitches in her outing.

March 8, at San Diego State: Taylor Tinsley recorded the second no-hitter of her career – and her first in seven innings – versus San Diego State at SDSU Softball Stadium on March 8. Tinsley struck out nine batters and allowed just two baserunners – one walk and one via fielding error – in her spectacular outing. Tinsley's first career no-hitter came in her collegiate debut versus CSU Bakersfield at Easton Stadium her freshman season in 2023. Her no-hitter versus the Aztecs came against a San Diego State program that has made three straight NCAA Tournament appearances and won the last three Mountain West Conference championships.

March 26, at Howard: Addisen Fisher threw the first no-hitter of her collegiate career and UCLA's second no-no of the season at Howard on March 26, going 5.0 innings while striking out six and allowing only two baserunners (one walk and one fielding error). Fisher did not let a ball leave the infield, recording six strikeouts and nine groundouts.

NOT TO BRAGG, BUT...

Freshman INF Kaniya Bragg set the UCLA single-season record for hit-by-pitches with 18 after wearing a pitch against Ohio State on April 4. Bragg needed just 40 games to break Crissy Buck's original mark which was set in the Bruins' 64th and final game of the 2002 season. She currently leads the country 21 hit-by-pitches this season.

CLEMENTS KEEPS CLIMBING

- Graduate transfer outfielder Jessica Clements ranks eighth among active NCAA DI players in career hits (260) and 15th in career batting average (.400) with a minimum of 100 games played.

- Clements, who has bat in the leadoff spot for 59 of 62 games, ranks third on the team and 31st in the country with 75 base hits this season. Additionally, the Bruins' table setter ranks second on the team with 22 multi-hit games in 2025 and leads UCLA career-wise with 74 such performances over her four years.

- Clements, making her NCAA Tournament debut, led UCLA in Regionals last week (May 16-18) with a .636 batting average (7-for-11) and two home runs. Clements' second homer came in her final home at-bat at Easton Stadium versus UC Santa Barbara. She entered the postseason with just three homers on the year.

- Clements recorded the 200th hit of her career with a bunt single versus Virginia at the Clearwater Invitational on Feb. 16. Clements was a two-time Big West Batting Champion in 2022 and 2024 while at Cal Poly for three seasons. She finished her Mustang career as the leading hitter in program history with a .411 batting average (185-for-450).

THE BEST SHOW IN TOWN

UCLA drew record crowds or sold-out crowds during each of its four Big Ten Conference road trips in the team's first year in the new league. In game one of their series at Iowa on March 22, the Bruins performed in front of a max-capacity Bob Pearl Softball Field with 1,375 fans. One week later at Maryland, UCLA earned two wins with 1,000-plus fans in attendance for each of the last two games the series, ushering in crowds of 1,200 and 1,004, respectively. For a top-10 series at Oregon from April 18-20, the Bruins and Ducks averaged 2,300-plus fans for all three games. In games one and two at Michigan on April 26-27, the Bruins clinched wins in front of crowds of 2,432 and 2,443, respectively.

FREQUENT FLYERS

UCLA logged approximately 19,900~ air miles over six of its road trips in the 2025 regular season: Clearwater Invitational (Tampa, Fla.), Iowa, Maryland, Oregon, Michigan and Big Ten Tournament (West Lafayette, Ind.). For comparison, the Bruins traveled an average of 9,631 air miles over their final two seasons in the Pac-12 Conference. Roughly 4,400 of those air miles from each of the last three seasons were derived from UCLA's annual February trip to the Clearwater Invitational in Tampa, Fla.

CAREER FIRSTS

After spending their previous year(s) exclusively as pinch runners on the UCLA roster, senior Kate Blunt, junior Rylee Pinedo and sophomore Liesl Osteen all recorded their first career hits, runs batted in and at-bats in the first month of the 2025 season. Additionally, Blunt, Pinedo and Osteen have both made their first career start(s) in 2025. For Osteen, she recorded her first career hit and RBI in her first-ever at-bat versus Charlotte at the Clearwater Invitational on Feb. 14. Pinedo also singled and drove in a run in her first-ever plate appearance versus Utah at the Judi Garman Classic on Feb. 28. The performance earned Pinedo her first career start in the night cap at Cal State Fullerton. Blunt recorded a hit in her first career at-bat versus Weber State and reached base in all three plate appearances. She recorded an RBI single later in the game as well.

A HISTORIC DAY AT THE BALLPARK

UCLA recorded 26 runs off 21 hits, seven walks, two hit-by-pitches and two errors in a five-inning affair versus Weber State on March 1 at Anderson Family Field in Fullerton, Calif. The Bruins' 26 runs rank second-most in a single game in program history, trailing the 27-run tally set in February 2008 versus Santa Clara. Freshman C Sofia Mujica matched a UCLA single-game record with eight runs batted in thanks to a grand slam, three-run homer and sacrifice fly. Mujica's RBI total tied Amanda Kamekona's original mark which was set in the same Santa Clara contest. Additionally, juniors Jordan Woolery and Megan Grant each recorded five RBI while senior Savannah Pola set new career highs for hits (4) and runs scored (4).

UCLA'S POSTSEASON RÉSUMÉ

- UCLA owned the third-best winning percentage in the country against opponents in the top 50 RPI in the regular season, going 22-9 (.710). The Bruins trailed only Oregon (.810, 17-4) and Oklahoma (.742, 23-8) in that category. The Bruins' best wins include: vs. Arkansas (7 RPI), vs. Tennessee (10 RPI), vs. Alabama (17 RPI), vs. Oklahoma State (19 RPI), vs. Ohio State (24 RPI), at Oregon (13 RPI).
- UCLA completed its tournament season schedule with an 18-4 record while going 7-3 against top-25 opponents. The Bruins' seven top-25 wins were the most in the country through the first month of the season, defeating No. 9 Oklahoma State, No. 23 Kentucky, No. 14 Alabama, No. 22 Missouri, No. 16 Nebraska, No. 5 Tennessee and No. 10 Arkansas. All four of the Bruins' losses in the first month were by one run, and three of those losses were decided in the seventh inning or later.

WHO'S BACK?

UCLA returns 16 players from last season's squad. Top returning contributors include 2024 All-Pac-12 First Team honorees Megan Grant, Kaitlyn Terry, Taylor Tinsley and Jordan Woolery. Grant led all 2025 returners with a .335 batting average (56-for-167), 20 extra-base hits (11 doubles, eight homers) and 41 runs batted in last season while Woolery concluded the year with 10 home runs. Terry and Tinsley pitched 329.1 of UCLA's total 355.0 total innings in 2024. The two underclassmen steered UCLA back to the WCWS after a one-year absence with a dominant postseason performance in the circle. In eight NCAA Tournament games, Terry and Tinsley pitched two shutouts, allowed just one run in four different contests and totaled a 1.71 earned run average over 49.0 innings.

WELCOME TO WESTWOOD

The Bruins boast the top-ranked freshman class in 2025, according to Softball America. The group of six freshmen is highlighted by 2024 Gatorade National Softball Player of the Year Addisen Fisher from Bend, Ore. Fisher, the top-ranked player in her signing class by multiple outlets, finished her career with a 66-3 record, 861 strikeouts, 24 no-hitters, 11 perfect games and .092 opponent batting average. Infielder Kaniya Bragg led Pacifica High School to back-to-back CIF Southern Section Division 1 titles as a junior and senior and was honored as the 2024 CIF Player of the Year. Infielder Aleena Garcia was a two-time San Gabriel Valley Softball Player of the Year her last two seasons at Whittier Christian High School. Catcher Sofia Mujica completed her prep career at Granite Hills High School tied for the CIF home run record (60).

Also joining UCLA is graduate transfer Jessica Clements from Cal Poly. Clements was named the Big West Player of the Year in 2024 after a third-place finish for NCAA batting average title with a .464 clip (71-for-153). She graduated from Cal Poly as the leading hitter in program history with a career .411 batting average and started all 135 games played, including 95 in center field.

RETURNING PRODUCTION

The Bruins' 2025 returners accounted for 43.4 percent of last season's hits (190 H), 40.9 percent of last season's runs batted in (124 RBI) and 40.2 percent of the runs scored (131 R). Two of UCLA's top five leaders in RBI from 2024 are returning in 2025 with Megan Grant (41 RBI) and Jordan Woolery (36 RBI). Both of the Bruins' top arms are back in the fold in 2025 with Kaitlyn Terry and Taylor Tinsley. The two pitchers logged 329.1 of UCLA's 355.0 total innings pitched in 2024 and were the only arms used for the team's final 14 games. On the season, Terry and Tinsley recorded a combined 2.16 earned run average and 327 strikeouts.

MORE NOTES ON COACH I

- Head coach Kelly Inouye-Perez is the only person to have won an NCAA Division I Softball Championship as a player and head coach.
- Inouye-Perez has made the NCAA Tournament in all 19 possible seasons (excl. 2020).
- Inouye-Perez's five Pac-10/12 regular season titles rank third-most in conference history behind Mike Candrea (10) and Sue Enquist (7).
- UCLA has finished first or second in conference play in each of the last 10 seasons under Inouye-Perez.
- Inouye-Perez has led UCLA to nine 50-win seasons in her 19 years as head coach.

FRESH IMPACT

Kaitlyn Terry was named the 2024 Pac-12 Freshman of the Year, clinching UCLA's fifth such honor over the past seven seasons. The four other honorees include Rachel Garcia (2017), Aaliyah Jordan (2018), Megan Faraimo (2019) and Jordan Woolery (2023). Last season, Terry became the seventh freshman in UCLA history to win 20-plus games (21-3) in her debut season and first since Garcia in 2017. Terry led last year's staff with 182.0 innings pitched and recorded a 2.38 ERA, 161 strikeouts and .232 opponent batting average. Two seasons ago, Woolery and Megan Grant made the cut for the NFCA National Freshman of the Year Top 10 List. The two sluggers combined for 104 runs batted in, setting a UCLA freshman duo record.

UCLA CELEBRATES 50th ANNIVERSARY IN 2025

The Bruins are celebrating their 50th anniversary as an organized collegiate softball program in 2025. UCLA's first season was in 1975 under the umbrella of the Association of Intercollegiate Athletics for Women (IAIW). The sport was adopted by the NCAA seven years later in 1982. No program has won more national championships (13) or made more Women's College World Series (WCWS) appearances (32) than UCLA. In fact, UCLA is the only program in softball history to have won a national championship in all five full decades of the sport's collegiate existence. The Bruins won the first NCAA Softball Championship in 1982 and were the first program to repeat titles (1984-85) and three-peat (1988-90). The Bruins boast 132 National Fastpitch Coaches Association (NFCA) All-America honors, four Honda Cup awards and 12 Honda Sport Awards – all three good for the most in NCAA softball.

TOTAL STARTS BY POSITION

Pitcher	2025	Career
Jada Cecil	6	64
Taylor Tinsley	22	57
Kaitlyn Terry	18	46
Addisen Fisher	16	16
Catcher	2025	Career
Maggie Daniel	29	29
Sofia Mujica	25	25
Alexis Ramirez	4	15
Jayla Castro	4	13
First Base	2025	Career
Jordan Woolery	21	119
Megan Grant	41	55
Seneca Curo	0	7
Second Base	2025	Career
Savannah Pola	37	80
Seneca Curo	25	68
Taylor Stephens	0	3
Third Base	2025	Career
Jordan Woolery	41	54
Megan Grant	0	31
Seneca Curo	0	30
Kaniya Bragg	21	21
Shortstop	2025	Career
Kaniya Bragg	39	39
Aleena Garcia	15	15
Seneca Curo	5	13
Megan Grant	0	3
Kate Blunt	2	2
Savannah Pola	1	1
Left Field	2025	Career
Rylee Slimp	61	61
Jessica Clements	0	40
Seneca Curo	0	9
Taylor Stephens	0	6
Megan Grant	0	5
Savannah Pola	0	2
Kaitlyn Terry	1	1
Center Field	2025	Career
Jessica Clements	61	156
Liesl Osteen	1	1
Right Field	2025	Career
Megan Grant	12	70
Savannah Pola	6	63
Seneca Curo	0	32
Kaitlyn Terry	31	31
Liesl Osteen	11	11
Taylor Stephens	0	6
Alexis Ramirez	0	2
Rylee Pinedo	2	2
Designated Player	2025	Career
Savannah Pola	18	71
Alexis Ramirez	27	30
Taylor Stephens	2	15
Ramsey Suarez	0	9
Megan Grant	6	8
Sofia Mujica	5	5
Jayla Castro	1	3
Kaitlyn Terry	1	2
Maggie Daniel	1	1
Jordan Woolery	0	1

SEASON & CAREER STARTS

Player	2025	Career (UCLA)
Savannah Pola	62	216
Jessica Clements	61	196 (61)
Jordan Woolery	62	174
Megan Grant	59	172
Seneca Curo	30	159
Kaitlyn Terry	52	81
Jada Cecil	6	64 (10)
Rylee Slimp	61	61
Kaniya Bragg	60	60
Taylor Tinsley	22	57
Alexis Ramirez	31	46
Jayla Castro	5	42
Maggie Daniel	30	30
Sofia Mujica	31	31
Taylor Stephens	2	30
Addisen Fisher	16	16
Aleena Garcia	15	15
Liesl Osteen	12	12
Ramsey Suarez	0	9
Rylee Pinedo	2	2
Kate Blunt	2	2

UCLA'S RICH SOFTBALL HISTORY *by the numbers*

13	NATIONAL CHAMPIONSHIPS (12 NCAA, 1 AIAW)
32	WCWS APPEARANCES
40	NCAA TOURNAMENT APPEARANCES
18	CONFERENCE CHAMPIONSHIPS
19	OLYMPIANS (15 USA, 3 AUS, 1 PR)
10	OLYMPIC GOLD MEDALISTS
12	HONDA SPORT AWARDS
4	HONDA CUPS
69	ALL-AMERICANS (132 CITATIONS)
33	FIRST TEAM ALL-AMERICANS (76 CITATIONS)
19	CONFERENCE PLAYER OF THE YEAR HONORS
5	CONFERENCE PITCHER OF THE YEAR HONORS
10	CONFERENCE FRESHMAN OF THE YEAR HONORS
12	CONFERENCE COACH OF THE YEAR HONORS
3	USA SOFTBALL PLAYER OF THE YEAR HONORS
21	UCLA ATHLETIC HALL OF FAMERS
2	NFCA HALL-OF-FAME HEAD COACHES

LEARNING MORE ABOUT UCLA

- UCLA was ranked the No. 1 public university in the nation for the seventh year in a row in 2024 (U.S. News & World Report).
- UCLA is the most applied-to university in the country. For fall 2024, UCLA received 173,400 applications for undergraduate admission.
- Nearly a third of undergraduates earning a degree are the first in their families to graduate from a four-year college or university.
- UCLA has approximately 5,400 faculty members, including recipients of the Nobel Prize, the Pulitzer Prize, the National Medal of Science, and Guggenheim, MacArthur and other prestigious fellowships, grants and awards.
- UCLA holds more than 1,200 active U.S. patents and over 1,800 foreign patents in its portfolio based on discoveries by UCLA researchers.
- Eight Alumni Nobel Laureates
- 11 Rhodes Scholars
- Three Pulitzer Prize winners
- Famous alumni include Jackie Robinson, Kareem Abdul-Jabbar, Arthur Ashe, Troy Aikman, Bill Walton, Ann Meyers-Drysdale, Reggie Miller, Jackie Joyner-Kersey, Rafer Johnson, Florence Griffith-Joyner, Sean Astin, Carol Burnett, Nicolas Cage, Francis Ford Coppola, Mark Harmon, Tim Robbins, Ben Stiller, Michelle Kwan, Jim Morrison, Randy Newman, Mo'Nique and Tom Bradley.

LOOKING BACK AT THE PAC

UCLA was the hallmark program in the Pac-12, softball's flagship conference, for 38 years (1987-2024). The Bruins led all Pac-12 programs in wins with a 600-215-1 conference record (.735) and 13 regular season titles. In the Bruins' final year as a member, they won both the Pac-12 regular season title and Pac-12 Tournament championship. As a whole, five different Pac-12 programs have combined to win 21 of the 41 total NCAA Division I Softball Championships. Four of the top-10 winningest head coaches in terms of percentage hail from the Pac-12: Sue Enquist (1st - .835), Sharron Backus (2nd - .831), Kelly Inouye-Perez (7th - .796) and Mike Candrea (8th - .793).

ADDITIONS TO THE COACHING STAFF

- Madilyn Nickles-Camarena, one of the most prolific hitters in UCLA softball history, starts her collegiate coaching career as an assistant on the Bruins' staff in 2025. Nickles-Camarena has succeeded on the sport's biggest stages, winning a silver medal at the 2020 Tokyo Olympic Games for Team USA. She played two games and made one start in right field before returning to UCLA for the spring college season in 2021. Two years prior, she helped the Bruins win their 12th NCAA Championship in 2019 as the team leader in hits (82), home runs (18), runs batted in (72) and slugging percentage (.714). Nickles-Camarena earned NFCA Second Team All-America honors in 2019 and finished her UCLA playing career as a three-time All-Pac-12 recipient.
- Kirk Walker transitions into a new role in his 24th year at UCLA as the Director of Softball Administration in 2025. Walker was instrumental in building the foundation for the UCLA softball dynasty, winning a total of seven NCAA Championships and making 18 WCWS appearances as an assistant coach from 1984-94 and 2013-22 and associate head coach from 2023-24.

USA NATIONAL TEAM EXPERIENCE

Four Bruins on the roster have suited up for the Red, White and Blue: Megan Grant, Addison Fisher, Sofia Mujica and Jordan Woolery.

- Most recently, incoming freshmen Fisher and Mujica played for the U.S. Junior Women's National Team at the WBSC U-18 World Cup Group Stage Event in Dallas, Texas from Aug. 29-Sept. 2. Team USA finished with a 6-0 record to punch its ticket to the Finals. Fisher earned two wins and struck out 15 batters over 10.0 innings and three total games. In the final game, she threw a complete-game shutout with eight strikeouts in a 7-0 win over Canada. Mujica, Fisher's batterymate, played in all six games and made three starts at catcher. Mujica went 4-for-8 at the plate with five runs batted, three runs, one home run and three walks.
- Grant competed in her second Japan All-Star Series in Summer 2024. She was one of 16 players to make the roster. In the 2023 edition of the event, Grant went 4-for-12 with two home runs and three RBI. Grant had a standout performance in game one, going 4-for-6 with two runs in Team USA's 12-11 extra-inning victory over Team Japan. Woolery also played in the 2023 Japan All-Star Series.
- Prior to arriving at UCLA, Grant helped the U.S. Junior Women's National Team win gold at both the WBSC U-18 World Cup Final in Lima, Peru and Junior Pan American Games in Barranquilla, Colombia.

RETIRING JANICE PARKS' No. 14

UCLA softball retired 1989 Honda Award winner and two-time NCAA Champion Janice Parks' No. 14 jersey prior to its game versus Purdue on March 14. Parks' No. 14 is just the seventh number retired in the program's rich history, joining Dot Richardson (No. 1), Gina Vecchione (No. 2), Sue Enquist (No. 6), Lisa Longaker (No. 9), Lisa Fernandez (No. 16) and Debbie Doom (No. 17). Parks, one of the most talented corner infielders in UCLA history, was a three-time NFCA First Team All-American and All-WCWS Team selection in her four years at UCLA from 1986-89. Parks, who led UCLA in runs batted in during both of its 1988 and 1989 NCAA title seasons, became the 13th member of the UCLA softball program to be inducted into the UCLA Athletic Hall of Fame in 2015. She still owns the program record for career triples with 21. After graduating from UCLA, Parks represented Puerto Rico at the first-ever Olympic games sponsoring softball in Atlanta in 1996.

TEAM NOTES ON 2024

- UCLA posted a 43-12 record and 17-4 mark in conference play, claiming the Pac-12 regular season and Pac-12 Tournament titles.
- The Bruins made their NCAA-record 32nd Women's College World Series appearance after a one-year absence in 2023.
- The season was highlighted by a 13-game winning streak, stretching from April 28 through game one at the WCWS.
- UCLA won five games when trailing by four-plus runs and recorded 11 wins when tied or trailing in the fifth inning or later.
- Kelly Inouye-Perez recorded her 800th career win on April 19, 2024 at Stanford.
- The Bruins supplanted Stanford in first place of the Pac-12 standings with a sweep of the No. 5 Cardinal from April 19-21.
- UCLA overcame a seven-run deficit versus rival Arizona on April 28 after being perfect gamed through four innings thanks to a game-tying grand slam by C Sharlize Palacios. UCLA eventually won 11-7, securing the largest comeback win in program history.
- SS Maya Brady claimed her second straight Pac-12 Player of the Year award and received NFCA First Team All-American acclaim.
- LHP Kaitlyn Terry was named 2024 Pac-12 Freshman of the Year, receiving UCLA's fifth such honor in the last seven seasons.
- Palacios was named a NFCA Second Team All-American after leading the Pac-12 with 20 homers.
- Palacios homered 11 times in UCLA's 18 games leading up to the WCWS, including five in NCAA Regionals and Super Regionals.
- UTIL Megan Grant, RHP Taylor Tinsley, INF Jordan Woolery, Brady, Palacios and Terry all earned All-Pac-12 First Team honors.
- Terry and Tinsley pitched 329.1 of UCLA's 355.0 total innings.
- In eight NCAA Tournament games, Terry and Tinsley pitched two shutouts and totaled a 1.71 earned run average over 49.0 innings.
- OF Jadelyn Allchin was one of the most valuable transfer additions in the country, earning All-Pac-12 Second Team acclaim.
- Inouye-Perez earned her fourth Pac-10/12 Coach of the Year honor (2009, '21, '23, '24).
- UCLA received NFCA West Region Coaching Staff of the Year and Softball America National CSOY honors.

NOTES ON THE PITCHING STAFF

- Last season, UCLA's pitching staff combined for a 2.70 ERA, .245 opponent average and 6.80 K/7.
- Terry and Tinsley pitched 329.1 of UCLA's 355.0 total innings in 2024.
- Terry and Tinsley pitched all 49.0 innings in UCLA's eight NCAA Tournament games, combining for two shutouts and a 1.71 ERA.
- Terry and Tinsley combined to limit eventual NCAA champion Oklahoma to just one run at the 2024 WCWS.
- Terry and Tinsley were both named to the All-Pac-12 First Team and NFCA All-West Region Teams in 2024.
- Terry was named the 2024 Pac-12 Freshman of the Year after leading UCLA with 21 wins, 42 appearances and 182.0 innings.
- Terry posted a team-best 21-3 record, becoming the seventh freshman in school history to win 20-plus games.
- Terry's 21 wins were tied for sixth-most among all freshmen nationally last year.
- Terry ranked second in the Pac-12 and second nationally among all freshmen with eight complete-game shutouts last season.
- Tinsley pitched complete-game victories in both of UCLA's NCAA Regional and Super Regional finals in 2024.
- Tinsley was named NFCA National Pitcher of the Week after earning all three wins in a sweep at No. 5 Stanford from April 19-21.
- Tinsley's top performance last year came in game one at Stanford when she struck out a career-high 15 in a 9.0-inning win.
- Tinsley led UCLA with a 1.90 ERA and posted an 18-8 record with 166 strikeouts over 147.1 innings in 2024.

UPCOMING CAREER MILESTONES

Player	Stat	Current Total	Next Milestone
Megan Grant	Career home runs	48	needs two home runs until 50
Megan Grant	Career runs batted in	178	needs 22 more RBIs until 200
Savannah Pola	Career hits	231	needs two hits to move into a tie for 26th in UCLA history
Savannah Pola	UCLA career doubles list	48	needs one double to move into a tie for fourth in UCLA history
Taylor Tinsley	Personal career strikeouts	362	needs 38 strikeouts until 400
Jordan Woolery	Personal career home runs	42	needs eight home runs until 50

2025 WEEK-BY-WEEK STATS

Batting	W-L	AVG	R	H	2B	3B	HR	RBI	BB	SLG	OBP
Stacy Winsberg/Mark Campbell	5-0	.426	44	52	9	2	8	40	16	.730	.493
Clearwater Invitational	4-1	.356	31	47	10	1	6	30	18	.583	.434
Mary Nutter Collegiate Classic	5-1	.302	32	45	7	2	6	30	14	.497	.382
Judi Garman Classic	4-2	.362	64	63	11	2	13	61	30	.672	.470
Week 5 (SDSU, Sac St., LMU)	5-0	.379	51	44	9	1	11	50	25	.759	.503
Week 6 (San Diego, Purdue)	4-0	.264	24	24	5	0	5	23	18	.484	.384
Week 7 (Iowa)	1-1	.296	12	16	3	1	2	12	11	.500	.443
Week 8 (Howard, Maryland)	4-0	.340	35	33	11	0	8	34	23	.701	.484
Week 9 (CSUN, UCSD, Ohio St.)	4-0	.440	40	44	9	1	6	39	13	.730	.513
Week 10 (CBU, Washington)	4-0	.316	30	31	4	0	10	27	14	.663	.432
Week 11 (Oregon)	1-2	.265	9	18	4	0	2	8	9	.412	.346
Week 12 (LBSU, Michigan)	4-0	.367	30	40	4	1	4	29	21	.532	.464
Week 13 (CSUF, Northwestern)	2-2	.301	22	31	6	0	2	18	10	.417	.376
Week 14 (Big Ten Tournament)	2-1	.288	9	23	2	0	3	8	7	.425	.360
Week 15 (NCAA Regionals)	3-0	.422	31	35	7	2	7	29	8	.807	.490

Pitching	W-L	ERA	H	R	ER	BB	SO	SV	Score
Stacy Winsberg/Mark Campbell	5-0	0.50	13	2	2	3	51	2	44-2
Clearwater Invitational	4-1	3.25	32	15	15	5	32	0	31-15
Mary Nutter Collegiate Classic	5-1	1.40	27	9	8	10	47	0	32-9
Judi Garman Classic	4-2	3.53	47	24	21	14	43	0	64-24
Week 5 (SDSU, Sac St., LMU)	5-0	1.25	12	6	5	8	37	0	44-12
Week 6 (San Diego, Purdue)	4-0	1.62	14	6	6	8	32	1	24-6
Week 7 (Iowa)	1-1	4.08	17	7	7	4	18	0	12-7
Week 8 (Howard, Maryland)	4-0	0.64	8	2	2	8	24	0	35-2
Week 9 (CSUN, UCSD, Ohio St.)	4-0	2.55	13	8	8	6	32	0	40-8
Week 10 (CBU, Washington)	4-0	3.23	26	12	12	7	24	0	30-12
Week 11 (Oregon)	1-2	4.81	14	12	11	4	11	0	9-12
Week 12 (LBSU, Michigan)	4-0	3.11	21	14	12	11	29	1	30-14
Week 13 (CSUF, Northwestern)	2-2	3.11	35	23	12	5	25	1	22-23
Week 14 (Big Ten Tournament)	2-1	2.67	16	8	8	5	20	0	9-8
Week 15 (NCAA Regionals)	3-0	0.82	10	2	2	2	14	1	31-2

BRUINS IN THE AUSL

Six former UCLA student-athletes were selected in the inaugural Athletes Unlimited Softball League (AUSL) Draft on Jan. 29. The Bruins' six picks were the most among all college programs.

Launching in June 2025, the AUSL is a professional women's softball league featuring four teams – the Bandits, Blaze, Talons and Volts – playing a 24-game season in a traditional format. Athletes Unlimited previously ran four-week events and crowned individual champions based on a scoring system that awards players for on-field production the past four years.

Player	AUSL Team	Pick	AU Exp.	Years in AUSL	Years at UCLA
Megan Faraimo	Talons	Rd. 1, Pick 3	2 seasons *	2023-2024	2019-2023
Rachel Garcia	Volts	Rd. 1, Pick 4	3 seasons **	2022-2024	2017-2021
Sharlize Palacios	Talons	Rd. 3, Pick 9	1 season	2024	2023-2024
Madilyn Nickles-Camarena	Bandits	Rd. 4, Pick 14	4 seasons *	2021-2024	2017-2021
Maya Brady	Talons	Rd. 5, Pick 19	Rookie	--	2020-2024
Delanie Wisz	Bandits	Rd. 8, Pick 30	2 seasons **	2023-2024	2020-2022

* denotes number of times played in AUX Season

- The Bruins accounted for half of the first-round draft picks, with Faraimo and Garcia being picked third and fourth, respectively. Palacios was the first catcher selected off the board with the ninth overall pick.
- All but one of the UCLA's draft picks (Maya Brady) have experience playing in the former version of the league, which featured the Athletes Unlimited Championship Season (regular season) and AUX Season (condensed season). Nickles-Camarena was crowned the 2024 AUX Champion with 1,344 points. Garcia was the previous AUX Champion in 2023 with 1,392 points. Faraimo was named the 2023 Athletes Unlimited Rookie of the Year after pitching the second no-hitter in league history.
- UCLA softball greats Lisa Fernandez, Stacey Nuveman-Deniz and Natasha Watley are serving key leadership and advisory roles to help kick-start the AUSL. Fernandez, who is entering her 27th season on the Bruins' staff, is the general manager for the Talons. Nuveman-Deniz, UCLA's all-time home runs leader, is the head coach for the Bandits. Watley has signed on as an advisor, consulting with AUSL leadership and current athletes on the direction of the new league.
- Longtime UCLA assistant coach and current director of softball administration Kirk Walker and current UCLA director of player development and data analytics Will Oldham were tabbed as assistants to Fernandez's inaugural coaching staff, the organization announced Tuesday, April 8.

SINGLE-SEASON RUNS BATTED IN

No.	Name	Year	GP	RBI
1.	Stacey Nuveman	1999	69	91
2.	Jordan Woolery	2025	62	82
3.	Megan Grant	2025	61	79
4.	B.B. Bates	2013	60	74
5.	Stacey Nuveman	2001	68	73
6.	Delaney Spaulding	2015	63	72
	Bubba Nickles	2019	62	72
8.	Stacey Nuveman	1997	63	71
	Tairia Mims	2001	68	71
10.	Tairia Mims	2003	61	70
	Stephany LaRosa	2015	63	70

SINGLE-SEASON HOME RUNS

No.	Name	Year	GP	HR
1.	Stacey Nuveman	1999	69	31
2.	Megan Grant	2025	61	25
	B.B. Bates	2013	60	25
4.	Caitlin Benyi	2004	56	24
5.	Jordan Woolery	2025	62	22
6	Tairia Mims	2003	61	22
7.	Stacey Nuveman	1997	63	20
	Stacey Nuveman	2002	64	20
	Megan Langenfeld	2010	50	20
	Stephany LaRosa	2015	63	20
	Delaney Spaulding	2015	63	20
	Sharlize Palacios	2024	55	20

SINGLE-SEASON DOUBLES

No.	Name	Year	GP	2B
1.	Lyndsey Klein	1999	69	21
2.	Delaney Spaulding	2015	63	20
	Aaliyah Jordan	2019	61	20
4.	Amanda Kamekona	2009	56	19
	GiOnna DiSalvatore	2010	61	19
6.	Savannah Pola	2025	62	18
	Tairia Mims	2001	68	18
	Delaney Spaulding	2017	63	18
	Briana Perez	2022	61	18
10.	Tairia Mims	2003	61	17
	Amanda Kamekona	2008	60	17
	GiOnna DiSalvatore	2011	55	17

SINGLE-SEASON SLUGGING PCT.

No.	Name	Year	TB-AB	SLG
1.	Megan Langenfeld	2010	140-129	1.085
2.	Stacey Nuveman	2002	164-157	1.045
3.	Stacey Nuveman	1999	187-184	1.016
4.	Megan Grant	2025	146-151	.967
5.	Jordan Woolery	2025	167-182	.918
6.	Tairia Mims	2003	165-178	.927
7.	Jennifer Brundage	1995	150-168	.893
8.	Stacey Nuveman	2001	145-166	.873
9.	Maya Brady	2023	149-172	.866
10.	Caitlin Benyi	2004	153-177	.864

SINGLE-SEASON RUNS SCORED

No.	Name	Year	GP	R
1.	Natasha Watley	2001	68	75
2.	Savannah Pola	2025	62	71
3.	Briana Perez	2019	61	70
4.	Delaney Spaulding	2015	63	69
5.	Bubba Nickles	2019	62	66
6.	Christie Ambrosi	1999	68	65
	Natasha Watley	2002	64	65
8.	Natasha Watley	2003	61	64
9.	Kylee Perez	2018	65	63
	Maya Brady	2023	58	63

SINGLE-SEASON HITS

No.	Name	Year	GP	H
1.	Natasha Watley	2002	64	112
2.	Christie Ambrosi	1999	68	103
3.	Natasha Watley	2003	61	102
4.	Natasha Watley	2001	68	101
5.	Allaxis Bennett	2015	63	93
6.	Savannah Pola	2025	62	90
7.	Jennifer Brundage	1995	56	87
8.	Kylee Perez	2017	63	86
9.	Kelly Howard	1996	58	84
	Stacey Nuveman	1997	63	84
	Aaliyah Jordan	2018	65	84

UCLA'S CAREER HITS LIST

Senior **Savannah Pola** recorded her 200th career hit versus Ohio State on April 4 earlier this season. She became the 37th player in UCLA history to join the 200 Hits Club.

No.	Player	Hits
1.	Natasha Watley (2000-03)	395
2.	Briana Perez (2018-22)	328
3.	Stacey Nueman (1997, 99, 01-02)	322
4.	Kylee Perez (2015-18)	301
5.	Kelly Howard (1993-96)	288
6.	Lisa Fernandez (1990-93)	287
7.	Maya Brady (2020-24)	279
8.	Tairia Mims (2000-03)	276
9.	Stephany LaRosa (2012-15)	275
10.	Katie Schroeder (2008-12)	274
11.	Delaney Spaulding (2014-17)	272
12.	GiOnna DiSalvatore (2008-11)	264
13.	Amanda Freed (1999-02)	262
14.	Aaliyah Jordan (2018-23)	261
	Yvonne Gutierrez (1989-92)	261
16.	Allexis Bennett (2013-16)	259
17.	B.B. Bates (2010-13)	254
18.	Andrea Harrison (2009-12)	251
19.	Alleah Poulson (1994-96)	250
20.	Shanna Flynn (1988-91)	249
21.	Julie Marshall (1996-00)	243
22.	Jennifer Brundage (1992-95)	240
23.	Claire Sua (2001-04)	237
24.	Bubba Nickles (2017-19, 21)	235
	Andrea Duran (2003-06)	235
26.	Kinsley Washington (2018-22)	233
27.	Savannah Pola (2022-Pres.)	231
28.	Jodie Legaspi (2004-07)	230
29.	Christie Ambrosi (1996-99)	228
30.	Caitlin Benyi (2003-06)	227
	Julie Adams (1996-00)	227
32.	Janice Parks (1986-89)	224
33.	Krista Colburn (2005-08)	222
34.	Ally Carda (2012-15)	220
	Megan Langenfeld (2007-10)	220
36.	Stephanie Ramos (2001-04)	219
37.	Rachel Garcia (2016-19, 21)	214
38.	Courtney Dale (1997-01)	197
39.	Nicole Odom (1994-98)	196
40.	Gabrielle Maurice (2014-17)	194
41.	Samantha Camuso (2008-12)	184
	Emily Zaplatosch (2003-06)	184
	Kathi Evans (1992-95)	184
44.	Madeline Jelenicki (2015-18)	182
45.	Mysha Sataraka (2013-16)	178
46.	Lisa Dodd (2004-07)	176
47.	Kristy Howard (1990-93)	175
48.	Gina Holmstrom (1984-87)	174
49.	Kelli Godin (2019-23)	170
50.	Missy Phillips (1988-91)	166

2025 HOME RUN BREAKDOWN

No.	Player	Date	Opponent	On Base	Inn.	Outs	Count	Score	Final
1.	Seneca Curo	Feb. 7	IU Indianapolis (Gm 1)	1	4	2	1-1	0-0	W, 8-0
2.	Rylee Slimp	Feb. 7	IU Indianapolis (Gm 1)	1	5	1	0-0	2-0	W, 8-0
3.	Megan Grant	Feb. 7	IU Indianapolis (Gm 1)	2	5	2	3-2	4-0	W, 8-0
4.	Sofia Mujica	Feb. 7	IU Indianapolis (Gm 1)	0	6	2	0-0	7-0	W, 8-0
5.	Jordan Woolery	Feb. 8	vs. Nevada	0	3	2	3-1	2-0	W, 8-0
6.	Megan Grant	Feb. 8	vs. Lehigh	^a 2	4	2	1-0	5-0	W, 9-0
7.	Seneca Curo	Feb. 8	vs. Lehigh	^a 0	4	2	3-2	8-0	W, 9-0
8.	Jordan Woolery	Feb. 9	UC Riverside	1	1	0	0-0	1-0	W, 10-2
9.	Aleena Garcia	Feb. 14	vs. Oklahoma State	* 0	4	0	0-1	3-2	W, 6-4
10.	Megan Grant	Feb. 14	vs. Oklahoma State	1	5	0	1-0	4-2	W, 6-4
11.	Jordan Woolery	Feb. 14	vs. Charlotte	1	2	2	3-1	3-0	W, 10-0
12.	Jordan Woolery	Feb. 15	vs. Kentucky	0	1	2	3-2	0-0	W, 3-1
13.	Savannah Pola	Feb. 15	vs. Kentucky	0	3	2	2-1	1-0	W, 3-1
14.	Seneca Curo	Feb. 16	vs. Virginia	2	3	2	1-1	1-5	L, 6-7
15.	Seneca Curo	Feb. 20	vs. Missouri	^a 0	6	1	3-2	2-1	W, 4-1
16.	Aleena Garcia	Feb. 20	vs. Missouri	^a 0	6	1	0-2	3-1	W, 4-1
17.	Jordan Woolery	Feb. 21	vs. Tennessee	2	5	2	0-0	1-3	W, 4-3
18.	Savannah Pola	Feb. 22	vs. Baylor	1	3	2	2-1	0-0	W, 6-2
19.	Maggie Daniel	Feb. 22	vs. Baylor	* 0	5	0	0-1	2-1	W, 6-2
20.	Jordan Woolery	Feb. 22	vs. Arkansas	2	3	2	1-2	1-0	W, 9-1
21.	Kaniya Bragg	Feb. 27	vs. Notre Dame	* 0	2	0	3-2	0-0	W, 7-2
22.	Jessica Clements	Feb. 27	vs. Notre Dame	1	4	1	1-1	3-2	W, 7-2
23.	Megan Grant	Feb. 27	vs. Notre Dame	0	6	2	1-0	6-2	W, 7-2
24.	Jordan Woolery	Feb. 28	vs. Utah	1	1	0	1-2	1-0	W, 16-4
25.	Megan Grant	Feb. 28	vs. Utah	1	2	1	0-1	4-0	W, 16-4
26.	Jordan Woolery	Feb. 28	vs. Utah	* 0	6	0	0-0	7-4	W, 16-4
27.	Jessica Clements	Feb. 28	at Cal State Fullerton	2	2	2	2-1	2-0	W, 6-2
28.	Jordan Woolery	Feb. 28	at Cal State Fullerton	0	5	1	3-2	5-2	W, 6-2
29.	Sofia Mujica	March 1	vs. Weber State	^{gs} 3	1	2	0-0	1-0	W, 26-5
30.	Megan Grant	March 1	vs. Weber State	2	2	2	1-1	5-0	W, 26-5
31.	Sofia Mujica	March 1	vs. Weber State	2	2	2	0-0	8-0	W, 26-5
32.	Megan Grant	March 1	vs. Arizona	2	7	1	0-2	2-2	L, 8-9
33.	Kaniya Bragg	March 1	vs. Arizona	1	10	0	1-2	6-6	L, 8-9
34.	Megan Grant	March 6	LMU	2	1	1	1-1	0-0	W, 11-1
35.	Maggie Daniel	March 6	LMU	* 0	2	0	1-0	3-0	W, 11-1
36.	Jordan Woolery	March 6	LMU	2	2	1	1-1	4-0	W, 11-1
37.	Megan Grant	March 7	Sacramento State	* 0	6	0	1-2	9-4	W, 12-4
38.	Rylee Slimp	March 7	Sacramento State	1	6	0	1-2	10-4	W, 12-4
39.	Megan Grant	March 8	vs. Sacramento State	* 0	2	0	2-1	0-0	W, 11-1
40.	Kaniya Bragg	March 8	vs. Sacramento State	1	3	0	1-2	5-0	W, 11-1
41.	Savannah Pola	March 8	at San Diego State	2	3	1	1-2	0-0	W, 5-0
42.	Sofia Mujica	March 9	at LMU	2	3	2	0-0	3-0	W, 12-0
43.	Jordan Woolery	March 9	at LMU	2	4	1	3-1	6-0	W, 12-0
44.	Jordan Woolery	March 9	at LMU	2	5	2	3-1	9-0	W, 12-0
45.	Kaniya Bragg	March 14	Purdue	2	5	1	2-2	3-0	W, 6-0
46.	Jordan Woolery	March 15	Purdue	0	3	1	3-0	1-1	W, 2-1
47.	Jordan Woolery	March 16	Purdue	* 0	3	0	0-0	1-5	W, 7-5
48.	Megan Grant	March 16	Purdue	1	4	1	1-1	3-5	W, 7-5
49.	Savannah Pola	March 16	Purdue	0	5	2	1-0	5-5	W, 7-5
50.	Megan Grant	March 22	at Iowa	1	2	2	3-1	3-0	W, 8-0
51.	Megan Grant	March 22	at Iowa	* 0	5	0	0-2	5-0	W, 8-0
52.	Savannah Pola	March 26	at Howard	* 0	3	0	1-0	2-0	W, 10-0
53.	Jordan Woolery	March 26	at Howard	^{gs} 3	4	1	2-1	4-0	W, 10-0
54.	Megan Grant	March 28	at Maryland	2	4	2	0-1	3-0	W, 9-0
55.	Jordan Woolery	March 29	at Maryland	0	6	1	1-0	0-0	W, 6-1
56.	Kaniya Bragg	March 29	at Maryland	1	6	1	0-0	1-0	W, 6-1
57.	Megan Grant	March 29	at Maryland	2	7	2	0-2	3-1	W, 6-1
58.	Sofia Mujica	March 30	at Maryland	^{gs} 3	5	1	0-0	3-1	W, 10-1
59.	Savannah Pola	March 30	at Maryland	1	5	1	0-0	7-1	W, 10-1
60.	Kaitlyn Terry	April 4	Ohio State	^{gs} 3	2	1	2-1	1-2	W, 14-6
61.	Megan Grant	April 4	Ohio State	2	2	2	3-1	5-2	W, 14-6
62.	Kaniya Bragg	April 4	Ohio State	0	4	1	3-1	9-5	W, 14-6
63.	Megan Grant	April 4	Ohio State	^{gs} 3	5	0	0-1	10-6	W, 14-6
64.	Alexis Ramirez	April 5	Ohio State	2	6	1	0-1	1-0	W, 7-0
65.	Savannah Pola	April 5	Ohio State	2	6	2	1-1	4-0	W, 7-0
66.	Jordan Woolery	April 8	at Cal Baptist	1	1	0	0-0	0-0	W, 10-1
67.	Megan Grant	April 8	at Cal Baptist	^{gs} 3	3	2	1-2	6-0	W, 10-1
68.	Megan Grant	April 11	Washington	^{gs} 3	1	0	0-2	0-0	W, 7-4
69.	Sofia Mujica	April 11	Washington	1	1	2	0-0	4-0	W, 7-4
70.	Megan Grant	April 11	Washington	0	5	1	3-1	6-0	W, 7-4
71.	Jordan Woolery	April 12	Washington	^a 2	1	0	2-2	0-0	W, 7-2
72.	Megan Grant	April 12	Washington	^a 0	1	0	0-1	3-0	W, 7-2
73.	Megan Grant	April 13	Washington	0	3	1	1-1	1-1	W, 6-5
74.	Alexis Ramirez	April 13	Washington	1	3	2	2-1	2-1	W, 6-5
75.	Savannah Pola	April 13	Washington	0	4	2	3-1	4-4	W, 6-5
76.	Jessica Clements	April 18	at Oregon	0	7	2	1-1	0-3	L, 1-3
77.	Kaniya Bragg	April 19	at Oregon	2	6	2	0-0	5-0	W, 8-0
78.	Jordan Woolery	April 26	at Michigan	* 0	5	0	0-1	3-0	W, 5-3
79.	Savannah Pola	April 28	at Michigan	2	2	1	2-0	1-5	W, 12-8
80.	Megan Grant	April 29	at Michigan	^a 1	6	0	2-2	9-7	W, 12-8
81.	Kaniya Bragg	April 29	at Michigan	^a 0	6	0	2-1	11-7	W, 12-8
82.	Alexis Ramirez	May 4	Northwestern	2	2	2	0-0	5-0	W, 15-8
83.	Alexis Ramirez	May 4	Northwestern	1	5	2	0-1	13-8	W, 15-8
84.	Jordan Woolery	May 8	vs. Indiana	1	1	1	2-1	0-0	W, 5-4
85.	Sofia Mujica	May 9	vs. Nebraska	1	4	1	1-0	1-0	W, 4-2
86.	Kaniya Bragg	May 9	vs. Nebraska	* 0	6	0	1-1	3-2	W, 4-2
87.	Kaitlyn Terry	May 16	UC Santa Barbara	2	4	2	0-0	0-1	W, 9-1
88.	Jessica Clements	May 16	UC Santa Barbara	2	6	2	2-1	3-1	W, 9-1
89.	Megan Grant	May 16	UC Santa Barbara	1	6	2	2-0	7-1	W, 9-1
90.	Jordan Woolery	May 17	San Diego State	2	1	0	3-1	0-0	W, 10-0
91.	Jordan Woolery	May 18	UC Santa Barbara	* 0	4	0	0-1	8-1	W, 12-1
92.	Megan Grant	May 18	UC Santa Barbara	0	4	0	3-1	9-1	W, 12-1
93.	Jessica Clements	May 18	UC Santa Barbara	* 0	5	0	1-1	11-1	W, 12-1

NOTE: 193 of UCLA's 464 runs have been scored via home runs (41.6%)

* indicates leadoff home run

^{gs} indicates grand slam

^a indicated back-to-back home runs

OVERALL STATISTICS

Overall: 52-10 Home: 22-2 Away: 13-3 Neutral: 17-5 Big Ten: 17-5

Player	avg	gp-gs	ab	r	h	2b	3b	hr	rbi	tb	slg%	bb	hp	so	gdp	ob%	sf	sh	sb-att	po	a	e	fld%
5 Pola, Savannah	.437	62-62	206	71	90	18	4	9	47	143	.694	23	0	15	0	.487	3	4	5-6	65	70	0	1.000
15 Woolery, Jordan	.423	62-62	182	55	77	16	4	22	82	167	.918	38	1	14	4	.513	5	0	0-0	142	57	5	.975
29 Slimp, Rylee	.396	62-61	164	38	65	10	0	2	23	81	.494	25	6	9	2	.490	1	1	2-3	74	4	5	.940
43 Grant, Megan	.377	61-59	151	43	57	12	1	25	79	146	.967	41	10	8	1	.535	0	0	0-0	221	14	2	.992
8 Clements, Jessica	.375	61-61	200	67	75	16	1	5	42	108	.540	23	4	22	0	.443	3	1	9-11	64	3	0	1.000
28 Ramirez, Alexis	.354	31-31	79	5	28	2	0	4	24	42	.532	10	1	9	0	.433	0	0	0-0	19	4	1	.958
33 Bragg, Kaniya	.327	61-60	156	32	51	9	1	9	42	89	.571	19	21	18	1	.455	4	0	1-1	64	76	5	.966
55 Terry, Kaitlyn	.291	53-49	117	29	34	7	0	2	23	47	.402	17	5	23	0	.403	0	2	9-9	19	26	1	.978
0 Mujica, Sofia	.198	48-30	101	16	20	3	0	7	33	44	.436	8	0	28	2	.248	4	1	0-0	191	10	4	.980
11 Curo, Seneca	.191	44-30	68	19	13	2	1	4	16	29	.426	16	0	11	1	.337	2	3	0-0	32	41	8	.901

44 Blunt, Kate	.400	12-2	10	8	4	2	0	0	3	6	.600	1	0	3	0	.455	0	0	0-0	7	3	0	1.000
21 Garcia, Aleena	.333	17-15	39	11	13	2	1	2	9	23	.590	5	0	3	1	.400	1	0	0-0	9	41	0	1.000
4 Pinedo, Rylee	.286	44-2	7	18	2	0	0	0	1	2	.286	1	0	1	0	.375	0	2	2-3	1	0	0	1.000
56 Osteen, Liesl	.250	46-12	8	13	2	0	0	0	2	2	.250	1	2	3	0	.455	0	0	1-2	14	1	0	1.000
22 Stephens, Taylor	.250	10-2	4	2	1	0	0	0	0	1	.250	1	1	1	0	.500	0	0	0-0	1	0	0	1.000
26 Castro, Jayla	.190	20-5	21	4	4	0	0	0	5	4	.190	3	2	5	0	.346	0	0	0-0	28	0	0	1.000
14 Daniel, Maggie	.164	35-30	61	7	10	2	0	2	6	18	.295	5	2	14	0	.246	1	0	0-0	204	14	0	1.000
30 Hatch, Lauren	.000	52-0	2	26	0	0	0	0	1	0	.000	0	0	0	0	.000	0	0	9-10	0	0	1	.000
88 Munoz, Aryanne	.000	1-0	0	0	0	0	0	0	0	0	.000	0	0	0	0	.000	0	0	0-0	0	0	0	.000
Totals	.346	62	1576	464	546	101	13	93	438	952	.604	237	55	187	12	.443	24	14	38-45	1157	394	34	.979
Opponents	.214	62	1425	150	305	30	9	36	143	461	.324	100	34	439	6	.280	9	18	25-37	1079	376	55	.964

LOB - Team (366), Opp (281). DPs turned - Team (10), Opp (26). IBB - Team (7), Grant 5, Woolery 1, Bragg 1, Opp (1). Picked off - Ramirez 1.

(All games Sorted by Earned run avg)

Player	era	w-l	app	gs	cg	sho	sv	ip	h	r	er	bb	so	2b	3b	hr	b/avg	wp	hp	bk	sfa	sha
51 Cecil, Jada	1.22	4-0	11	6	2	2/2	1	28.2	13	6	5	12	39	0	0	3	.140	0	6	0	0	1
13 Fisher, Addisen	2.43	16-2	31	16	6	2/7	1	109.1	99	46	38	40	98	9	4	7	.237	5	13	0	4	1
23 Tinsley, Taylor	2.47	14-4	31	22	9	2/4	2	119.0	90	48	42	17	148	14	2	12	.204	2	4	0	1	9
55 Terry, Kaitlyn	2.50	18-4	29	18	10	4/2	2	129.0	103	50	46	31	154	7	3	14	.217	9	11	0	4	7
Totals	2.38	52-10	62	62	27	17/7	6	386.0	305	150	131	100	439	30	9	36	.214	16	34	0	9	18
Opponents	7.90	10-52	62	62	11	4/1	2	359.2	546	464	406	237	187	101	13	93	.346	31	55	0	24	14

PB - Team (9), Daniel 5, Castro 2, Mujica 2, Opp (11). Pickoffs - Team (0), Opp (1). SBA/ATT - Mujica (14-17), Daniel (10-16), Fisher (10-13), Tinsley (7-11), Terry (7-9), Ramirez (1-4), Cecil (1-4).

STARTERS SUMMARY

Player	GS	Position										Batting Order									
		p	c	1b	2b	3b	ss	lf	cf	rf	of	dh	1st	2nd	3rd	4th	5th	6th	7th	8th	9th
5 Pola, Savannah	62	.	.	.	37	.	1	.	.	6	.	18	2	60
15 Woolery, Jordan	62	.	.	21	.	41	62
8 Clements, Jessica	61	61	.	.	.	59	2
29 Slimp, Rylee	61	61	1	.	.	.	6	37	3	2	12
33 Bragg, Kaniya	60	21	39	3	39	10	8	.	.
43 Grant, Megan	59	.	.	41	12	.	6	.	.	.	59
55 Terry, Kaitlyn	51	18	1	.	31	.	2	2	3	43
28 Ramirez, Alexis	31	.	4	27	6	8	16	1	.
0 Mujica, Sofia	30	.	25	5	10	20	.
11 Curo, Seneca	30	.	.	.	25	.	5	11	5	4	4	5
14 Daniel, Maggie	30	.	29	1	7	21	.
23 Tinsley, Taylor	22	22
13 Fisher, Addisen	16	16
21 Garcia, Aleena	15	15	2	12	.	1
56 Osteen, Liesl	12	1	11	1	.
51 Cecil, Jada	6	6
26 Castro, Jayla	5	.	4	1	5	.
44 Blunt, Kate	2	2	2	.
4 Pinedo, Rylee	2	2	1	1
22 Stephens, Taylor	2	2	2	.

BIG TEN CONFERENCE STATISTICS

Overall: 17-5 Home: 9-2 Away: 8-3

Player	avg	gp-gs	ab	r	h	2b	3b	hr	rbi	tb	slg%	bb	hp	so	gdp	ob%	sf	sh	sb-att	po	a	e	fld%
43 Grant, Megan	.407	22-22	54	18	22	2	0	12	32	60	1.111	19	3	2	0	.579	0	0	0-0	121	9	2	.985
15 Woolery, Jordan	.400	22-22	65	20	26	7	1	5	18	50	.769	17	0	6	3	.518	1	0	0-0	8	28	2	.947
5 Pola, Savannah	.387	22-22	75	23	29	4	2	5	15	52	.693	7	0	6	0	.434	1	2	1-1	36	32	0	1.000
28 Ramirez, Alexis	.378	19-19	45	4	17	1	0	4	17	30	.667	8	1	7	0	.481	0	0	0-0	11	1	0	1.000
29 Slimp, Rylee	.359	22-21	64	8	23	4	0	0	8	27	.422	4	3	2	1	.417	1	0	1-1	35	2	2	.949
55 Terry, Kaitlyn	.351	22-22	57	10	20	2	0	1	9	25	.439	6	1	10	0	.422	0	2	7-7	7	6	0	1.000
8 Clements, Jessica	.288	22-22	73	22	21	7	0	1	6	31	.425	8	2	9	0	.365	2	1	3-3	28	1	0	1.000
33 Bragg, Kaniya	.226	22-22	53	14	12	2	0	5	18	29	.547	11	10	7	1	.440	1	0	0-0	30	35	4	.942
0 Mujica, Sofia	.068	22-11	44	5	3	0	0	2	10	9	.205	3	0	13	1	.120	3	0	0-0	75	4	3	.963

14 Daniel, Maggie	.056	12-10	18	0	1	1	0	0	0	2	.111	1	0	5	0	.105	0	0	0-0	63	4	0	1.000
11 Curo, Seneca	.000	9-3	6	2	0	0	0	0	0	0	.000	2	0	1	0	.250	0	0	0-0	1	5	1	.857
26 Castro, Jayla	.000	5-1	5	0	0	0	0	0	0	0	.000	1	1	1	0	.286	0	0	0-0	4	0	0	1.000
4 Pinedo, Rylee	.000	13-1	1	3	0	0	0	0	0	0	.000	0	0	0	0	.000	0	0	0-0	1	0	0	1.000
30 Hatch, Lauren	.000	18-0	0	6	0	0	0	0	0	0	.000	0	0	0	0	.000	0	0	1-2	0	0	0	.000
22 Stephens, Taylor	.000	4-0	0	1	0	0	0	0	0	0	.000	0	0	0	0	.000	0	0	0-0	0	0	0	.000
56 Osteen, Liesl	.000	14-7	0	5	0	0	0	0	0	0	.000	1	0	0	0	1.000	0	0	0-0	3	0	0	1.000
Totals	.311	22	560	141	174	30	3	35	133	315	.563	88	21	69	6	.417	9	5	13-14	423	137	15	.974
Opponents	.236	22	533	79	126	12	4	23	73	215	.403	41	15	152	3	.306	5	6	14-17	405	142	16	.972

LOB - Team (137), Opp (98). DPs turned - Team (5), Opp (15). IBB - Team (6), Grant 5, Bragg 1.

(Big Ten games only Sorted by Earned run avg)

Player	era	w-l	app	gs	cg	sho	sv	ip	h	r	er	bb	so	2b	3b	hr	b/avg	wp	hp	bk	sfa	sha
23 Tinsley, Taylor	2.33	6-3	13	10	3	1/2	1	54.0	38	23	18	6	67	6	0	7	.195	0	2	0	0	3
13 Fisher, Addisen	3.00	6-1	14	4	3	1/2	1	44.1	45	26	19	21	35	3	3	5	.260	1	7	0	4	0
55 Terry, Kaitlyn	4.76	5-1	10	8	3	1/0	0	42.2	43	30	29	14	50	3	1	11	.261	5	6	0	1	3
Totals	3.28	17-5	22	22	9	5/2	2	141.0	126	79	66	41	152	12	4	23	.236	6	15	0	5	6
Opponents	6.17	5-17	22	22	5	2/0	1	135.0	174	141	119	88	69	30	3	35	.311	8	21	0	9	5

PB - Team (3), Daniel 2, Mujica 1, Opp (3). SBA/ATT - Mujica (10-11), Fisher (6-7), Daniel (4-5), Tinsley (3-5), Terry (5-5), Ramirez (0-1).

2025 BIG TEN CONFERENCE STANDINGS

	BIG TEN				OVERALL				Last 10	Streak	Home	Away	Neutral
	W	L	T	Pct.	W	L	T	Pct.					
Oregon	19	3	0	.864	51	8	0	.864	7-3	W2	21-5	15-2	13-1
UCLA	17	5	0	.773	52	10	0	.839	7-3	W3	22-2	13-3	17-5
Nebraska	17	5	0	.773	42	13	0	.764	8-2	W3	14-2	11-4	17-7
Northwestern	16	6	0	.727	30	20	1	.598	5-5	L2	7-7-1	10-4	13-9
Ohio State	16	6	0	.727	45	14	1	.758	6-4	L1	19-5	15-6	11-3-1
Iowa	15	7	0	.682	35	18	0	.660	8-2	L1	14-4	11-9	10-5
Washington	12	9	0	.571	35	19	0	.648	4-6	L1	8-4	11-8	16-7
Michigan	11	11	0	.500	39	21	0	.650	7-3	L2	9-4	9-12	21-5
Wisconsin	11	11	0	.500	33	21	0	.611	5-5	L2	13-3	6-10	14-8
Indiana	10	12	0	.455	33	18	0	.657	4-6	L1	14-6	6-11	13-1
Penn State	10	12	0	.455	25	27	0	.481	5-5	L1	11-5	4-8	10-14
Purdue	9	13	0	.409	30	23	0	.566	4-6	L1	13-4	3-13	14-6
Illinois	6	15	0	.286	22	28	0	.440	4-6	L2	11-8	3-16	8-4
Michigan State	6	16	0	.273	16	29	0	.356	3-7	L2	5-10	4-14	7-5
Minnesota	5	17	0	.227	20	30	0	.400	6-4	L2	10-9	2-10	8-11
Maryland	3	19	0	.136	18	31	0	.367	3-7	L3	5-9	5-15	8-7
Rutgers	3	19	0	.136	20	36	0	.357	3-7	L3	6-11	5-13	9-12

LAST 10 GAMES STATISTICS

Overall: 7-3

Home: 5-2

Away: 0-0

Neutral: 2-1

Player	avg	gp-gs	ab	r	h	2b	3b	hr	rbi	tb	slg%	bb	hp	so	gdp	ob%	sf	sh	sb-att	po	a	e	fld%
29 Slimp, Rylee	.480	10-10	25	7	12	2	0	0	1	14	.560	3	3	1	0	.581	0	0	0-0	18	0	2	.900
15 Woolery, Jordan	.433	10-10	30	7	13	1	1	3	12	25	.833	4	1	2	1	.500	1	0	0-0	2	11	3	.813
5 Pola, Savannah	.394	10-10	33	10	13	2	0	0	2	15	.455	5	0	4	0	.462	1	0	1-1	16	14	0	1.000
8 Clements, Jessica	.394	10-10	33	10	13	5	0	2	8	24	.727	5	0	4	0	.474	0	1	0-1	14	0	0	1.000
28 Ramirez, Alexis	.344	10-10	32	3	11	1	0	2	13	18	.563	1	0	2	0	.364	0	0	0-0	14	4	1	.947
33 Bragg, Kaniya	.310	10-10	29	4	9	1	0	1	5	13	.448	0	1	6	1	.333	0	0	0-0	23	16	3	.929
55 Terry, Kaitlyn	.300	10-10	30	4	9	2	0	1	4	14	.467	0	0	4	0	.300	0	0	1-1	5	5	0	1.000
43 Grant, Megan	.222	10-10	27	4	6	1	1	2	7	15	.556	4	3	3	0	.382	0	0	0-0	50	4	1	.982
0 Mujica, Sofia	.050	8-6	20	2	1	0	0	1	2	4	.200	1	0	6	1	.095	0	0	0-0	34	1	2	.946

14 Daniel, Maggie	.500	3-2	2	0	1	0	0	0	1	1	.500	0	0	0	0	.500	0	0	0-0	10	2	0	1.000
22 Stephens, Taylor	.250	6-2	4	1	1	0	0	0	0	1	.250	1	1	1	0	.500	0	0	0-0	1	0	0	1.000
26 Castro, Jayla	.000	1-0	1	0	0	0	0	0	0	0	.000	0	0	0	0	.000	0	0	0-0	0	0	0	.000
30 Hatch, Lauren	.000	8-0	0	6	0	0	0	0	0	0	.000	0	0	0	0	.000	0	0	1-1	0	0	0	.000
4 Pinedo, Rylee	.000	5-0	0	2	0	0	0	0	0	0	.000	0	0	0	0	.000	0	0	0-0	0	0	0	.000
44 Blunt, Kate	.000	1-0	0	0	0	0	0	0	0	0	.000	1	0	0	0	1.000	0	0	0-0	0	0	0	.000
56 Osteen, Liesl	.000	5-3	0	1	0	0	0	0	0	0	.000	0	0	0	0	.000	0	0	0-0	7	0	0	1.000
11 Curo, Seneca	.000	3-0	0	1	0	0	0	0	0	0	.000	0	0	0	0	.000	0	1	0-0	0	0	0	.000
Totals	.335	10	266	62	89	15	2	12	55	144	.541	25	9	33	3	.407	2	2	3-4	194	60	12	.955
Opponents	.241	10	253	33	61	6	2	6	31	89	.352	12	4	59	0	.285	1	2	3-9	182	64	12	.953

LOB - Team (60), Opp (44). DPs turned - Team (0), Opp (5). IBB - Team (1), Grant 1. Picked off - Ramirez 1.

(Last 10 Games Sorted by Earned run avg)

Player	era	w-l	app	gs	cg	sho	sv	ip	h	r	er	bb	so	2b	3b	hr	b/avg	wp	hp	bk	sfa	sha
51 Cecil, Jada	0.00	1-0	2	1	0	0/0	0	5.0	5	1	0	1	4	0	0	0	.294	0	1	0	0	1
23 Tinsley, Taylor	1.99	3-1	6	5	1	0/0	0	24.2	21	10	7	4	16	3	0	2	.226	0	1	0	0	1
55 Terry, Kaitlyn	2.80	3-0	5	3	3	1/0	2	25.0	22	11	10	5	32	2	1	4	.224	3	1	0	0	0
13 Fisher, Addisen	3.39	0-2	3	1	0	0/0	0	10.1	13	11	5	2	7	1	1	0	.289	0	1	0	1	0
Totals	2.37	7-3	10	10	4	1/0	2	65.0	61	33	22	12	59	6	2	6	.241	3	4	0	1	2
Opponents	5.65	3-7	10	10	3	2/1	1	60.2	89	62	49	25	33	15	2	12	.335	4	9	0	2	2

PB - Team (0), Opp (3). Pickoffs - Team (0), Opp (1). SBA/ATT - Tinsley (1-4), Ramirez (1-4), Daniel (1-3), Mujica (1-2), Terry (1-2), Cecil (0-2), Fisher (1-1).

NCAA TOURNAMENT STATISTICS

Overall: 3-0 Home: 3-0

Player	avg	gp-gs	ab	r	h	2b	3b	hr	rbi	tb	slg%	bb	hp	so	gdp	ob%	sf	sh	sb-att	po	a	e	fld%
8 Clements, Jessica	.636	3-3	11	6	7	2	0	2	5	15	1.364	1	0	0	0	.667	0	0	0-0	3	0	0	1.000
15 Woolery, Jordan	.556	3-3	9	3	5	0	1	2	7	13	1.444	1	0	0	0	.545	1	0	0-0	0	3	1	.750
29 Slimp, Rylee	.500	3-3	6	4	3	2	0	0	0	5	.833	2	1	0	0	.667	0	0	0-0	4	0	0	1.000
55 Terry, Kaitlyn	.444	3-3	9	2	4	1	0	1	3	8	.889	0	0	2	0	.444	0	0	0-0	0	2	0	1.000
5 Pola, Savannah	.400	3-3	10	5	4	1	0	0	0	5	.500	2	0	1	0	.500	0	0	1-1	5	7	0	1.000
33 Bragg, Kaniya	.375	3-3	8	1	3	1	0	0	3	4	.500	0	1	0	0	.444	0	0	0-0	4	4	1	.889
28 Ramirez, Alexis	.364	3-3	11	1	4	0	0	0	5	4	.364	0	0	0	0	.364	0	0	0-0	7	1	0	1.000
43 Grant, Megan	.364	3-3	11	2	4	0	1	2	6	12	1.091	0	1	1	0	.417	0	0	0-0	17	1	0	1.000
22 Stephens, Taylor	.250	3-2	4	1	1	0	0	0	0	1	.250	1	1	1	0	.500	0	0	0-0	1	0	0	1.000
0 Mujica, Sofia	.000	2-1	3	1	0	0	0	0	0	0	.000	0	0	0	1	.000	0	0	0-0	6	0	0	1.000

26 Castro, Jayla	.000	1-0	1	0	0	0	0	0	0	0	.000	0	0	0	0	.000	0	0	0-0	0	0	0	.000
56 Osteen, Liesl	.000	2-1	0	1	0	0	0	0	0	0	.000	0	0	0	0	.000	0	0	0-0	4	0	0	1.000
11 Curo, Seneca	.000	2-0	0	1	0	0	0	0	0	0	.000	0	0	0	0	.000	0	0	0-0	0	0	0	.000
44 Blunt, Kate	.000	1-0	0	0	0	0	0	0	0	0	.000	1	0	0	0	1.000	0	0	0-0	0	0	0	.000
4 Pinedo, Rylee	.000	2-0	0	1	0	0	0	0	0	0	.000	0	0	0	0	.000	0	0	0-0	0	0	0	.000
30 Hatch, Lauren	.000	3-0	0	2	0	0	0	0	0	0	.000	0	0	0	0	.000	0	0	1-1	0	0	0	.000
Totals	.422	3	83	31	35	7	2	7	29	67	.807	8	4	5	1	.490	1	0	2-2	51	18	2	.972
Opponents	.159	3	63	2	10	1	0	0	2	11	.175	2	1	14	0	.197	0	0	0-0	50	16	3	.957

LOB - Team (15), Opp (13). DPs turned - Team (0), Opp (2).

(NCAA Tournament Stats Sorted by Earned run avg)

Player	era	w-l	app	gs	cg	sho	sv	ip	h	r	er	bb	so	2b	3b	hr	b/avg	wp	hp	bk	sfa	sha
55 Terry, Kaitlyn	0.00	1-0	2	1	1	1/0	1	8.0	3	0	0	1	6	0	0	0	.107	0	0	0	0	0
51 Cecil, Jada	0.00	0-0	1	0	0	0/0	0	1.0	1	0	0	0	1	0	0	0	.250	0	1	0	0	0
23 Tinsley, Taylor	1.75	2-0	2	2	0	0/0	0	8.0	6	2	2	1	7	1	0	0	.194	0	0	0	0	0
Totals	0.82	3-0	3	3	1	1/0	1	17.0	10	2	2	2	14	1	0	0	.159	0	1	0	0	0
Opponents	10.92	0-3	3	3	0	0/0	0	16.2	35	31	26	8	5	7	2	7	.422	1	4	0	1	0

LAST THREE BOX SCORES

from the NCAA Los Angeles Regional (May 16-18)



2025 NCAA Los Angeles Regional UC Santa Barbara at #9 UCLA May 16, 2025 at Los Angeles, Calif. (Easton Stadium)

UC Santa Barbara 1 (34-25)

Player	ab	r	h	rbi	bb	so	po	a	lob	avg
Jazzy Santos 2b	3	0	0	0	0	0	3	1	0	.289
Giselle Mejia rf	3	0	0	0	0	0	5	0	0	.376
Tehya Banks ss	3	0	0	0	1	2	2	0	.296	
Elicia Acosta 1b	3	0	1	0	0	1	1	0	0	.286
Kaylin Garcia pr	0	0	0	0	0	0	0	0	0	.261
Alexa Sams lf	3	1	1	0	0	0	3	0	0	.307
Bella Fuentes 3b	3	0	1	0	0	0	0	1	1	.306
Delaina Ma'a e c	1	0	1	1	1	0	1	1	0	.323
Ainsley Waddell dp	2	0	0	0	0	0	0	0	2	.244
Erin Mendoza cf	2	0	0	0	0	2	0	2	2	.288
Malaya Johnson p	0	0	0	0	0	0	0	0	0	-
Lucy Mogan rf	0	0	0	0	0	0	0	0	0	.200
Totals	23	1	4	1	1	2	17	5	5	

Score by Innings	1	2	3	4	5	6	R	H	E
UC Santa Barbara	0	1	0	0	0	0	1	4	0
UCLA	0	0	0	3	0	6	9	10	1

E - Woolery(5); LOB - UCSB 5; UCLA 5. 2B - Clements(15); Pola(18). HR - Clements(4); Grant(24); Terry(2); HBP - Bragg, SB - Pola(5); Hatch(9).

UC Santa Barbara	ip	h	r	er	bb	so	ab	bf	np	era
Malaya Johnson	5.2	8	6	6	2	1	25	28	96	2.93
Ainsley Waddell	0.0	2	3	3	1	0	2	3	13	8.53

Win - Tinsley (13-4). Loss - Johnson (22-11). Save - Terry (2).
HBP - by Johnson (Bragg). Pitches/strikes: Johnson 96/56; Waddell 13/5; Tinsley 43/33; Terry 26/18.

Umpires - HP: Mike Bartling 1B: Mark Craver 2B: Trina Comerford 3B: Craig Hyde
Start: 4:35 pm Time: 1:50 Attendance: 1348
Weather: Mostly cloudy, 67°

UCLA 9 (50-10)

Player	ab	r	h	rbi	bb	so	po	a	lob	avg
Clements, Jessica cf	4	1	2	3	0	0	1	0	0	.365
Pola, Savannah 2b	3	1	2	0	1	0	1	3	1	.446
Woolery, Jordan 3b	4	0	1	1	0	0	0	2	0	.409
Pinedo, Rylee pr	0	1	0	0	0	0	0	0	0	.286
Grant, Megan 1b	4	1	1	2	0	0	10	1	2	.372
Ramirez, Alexis c	3	0	1	0	0	0	1	0	0	.351
Hatch, Lauren pr	0	0	0	0	0	0	0	0	0	.000
Slimp, Rylee lf	2	1	0	0	1	0	1	0	0	.383
Bragg, Kaniya ss	2	1	1	0	0	0	2	3	0	.329
Stephens, Taylor dp	1	1	1	0	1	0	1	0	0	1000
Mujica, Sofia c	1	1	0	0	0	1	0	0	0	.200
Terry, Kaitlyn rf	3	1	1	3	0	1	0	1	2	.281
Tinsley, Taylor p	0	0	0	0	0	0	0	0	0	-
Oosten, Liesl rf	0	0	0	0	0	0	0	0	0	.250
Totals	27	9	10	9	3	1	18	10	5	

Score by Innings	1	2	3	4	5	6	R	H	E
UCLA	3	0	0	0	1	6	10	12	1
San Diego State	0	0	0	0	0	0	0	2	2

E - Bragg(5); DECKER(6); YELLEN(5). DP - SDSU 2. LOB - UCLA 4; SDSU 4. 2B - Clements(16); Slimp(9); Bragg(9).
3B - Woolery(4); Grant(1). HR - Woolery(21). HBP - Stephens. SF - Woolery(5).

UCLA	ip	h	r	er	bb	so	ab	bf	np	era
Tinsley, Taylor	4.0	3	1	1	1	1	16	17	43	2.47
Terry, Kaitlyn	2.0	1	0	0	0	1	7	7	26	2.58

Win - Terry (18-4). Loss - CELLURA (19-8). Save - None.
HBP - by HERNANDEZ, D (Stephens). Pitches/strikes: Terry 101/69; CELLURA 49/29; HERNANDEZ, D 53/39; SCHAFFEL 18/9.

Umpires - HP: Mark Craver 1B: Craig Hyde 2B: Mike Bartling 3B: Laura Head
Start: 2:02 pm Time: 2:13 Attendance: 1348
Weather: Mostly cloudy, 63°



2025 NCAA Los Angeles Regional #9 UCLA at UC Santa Barbara May 18, 2025 at Los Angeles, Calif. (Easton Stadium)

UCLA 12 (52-10)

Player	ab	r	h	rbi	bb	so	po	a	lob	avg
Clements, Jessica cf	4	2	2	2	0	0	0	0	0	.375
Pola, Savannah 2b	3	2	1	0	1	1	2	3	0	.435
Woolery, Jordan 3b	3	2	2	1	0	0	0	0	0	.427
Castro, Jayla ph	1	0	0	0	0	0	0	0	0	.182
Grant, Megan 1b	3	1	2	2	0	5	0	0	0	.383
Hatch, Lauren pr	0	1	0	0	0	0	0	0	0	.000
Slimp, Rylee lf	1	2	1	0	1	0	0	0	0	.400
Blunt, Kate ph	0	0	0	0	1	0	0	0	0	.400
Ramirez, Alexis c	4	1	3	5	0	6	1	2	3	.373
Pinedo, Rylee pr	0	0	0	0	0	0	0	0	0	.286
Bragg, Kaniya ss	3	0	1	1	0	2	0	0	0	.327
Stephens, Taylor dp	3	0	0	0	1	0	0	3	1	.143
Terry, Kaitlyn rf	3	1	1	0	0	0	0	1	0	.292
Curro, Seneca 2b	0	0	0	0	0	0	0	0	0	.191
Tinsley, Taylor p	0	0	0	0	0	0	0	0	0	-
Cecil, Jada p	0	0	0	0	0	0	0	0	0	-
Totals	28	12	13	11	3	2	15	4	6	

Score by Innings	1	2	3	4	5	R	H	E
UCLA	4	4	0	3	1	12	13	0
UC Santa Barbara	0	1	0	0	0	1	4	1

E - Mejia(3); LOB - UCLA 6; UCSB 4. 2B - Slimp(10); Terry(7); Sams(10). HR - Clements(5); Woolery(22); Grant(25). HBP - Grant; Slimp; Garcia.

UCLA	ip	h	r	er	bb	so	ab	bf	np	era
Tinsley, Taylor	4.0	3	1	1	0	6	15	15	65	2.45
Cecil, Jada	1.0	1	0	0	0	1	4	5	14	1.18

Win - Tinsley (14-4). Loss - Johnson (24-12). Save - None.
WP - Bradford(4). HBP - by Johnson (Slimp); by Waddell (Grant); by Cecil (Garcia). Pitches/strikes: Tinsley 65/45; Cecil 14/10; Johnson 36/24; Bradford 15/4; Stoll 40/21; Waddell 40/24.

Umpires - HP: Mike Bartling 1B: Craig Hyde 2B: Trina Comerford 3B: Laura Head
Start: 4:35 pm Time: 1:56 Attendance: 1348
Weather: 70° and sunny!

UC Santa Barbara 1 (36-26)

Player	ab	r	h	rbi	bb	so	po	a	lob	avg
Jazzy Santos 2b	3	0	1	0	0	1	2	0	0	.296
Giselle Mejia rf	3	0	0	0	0	0	1	0	2	.369
Tehya Banks ss	2	0	1	0	0	0	1	1	0	.307
Elicia Acosta 1b	1	0	0	0	0	1	4	0	1	.286
Emily Carr ph	1	0	0	0	0	1	0	0	0	.211
Alexa Sams lf	1	1	1	0	0	0	1	0	0	.304
Saige Anderson ph	1	0	0	0	0	1	0	0	0	.182
Bella Fuentes 3b	1	0	0	0	0	1	0	2	0	.296
Daryn Siegel ph	1	0	0	0	0	0	0	0	0	.238
Delaina Ma'a'e c	1	0	0	0	0	0	3	0	0	.309
Kaylin Garcia ph	0	0	0	0	0	0	0	0	0	.261
Ainsley Waddell dp	2	0	1	1	0	0	0	0	0	.250
Lucy Mogan pr	0	0	0	0	0	0	1	0	0	.200
Erin Mendoza cf	1	0	0	0	0	1	2	0	1	.224
Katie Terrazas ph	1	0	0	0	0	1	0	0	0	.154
Malaya Johnson p	0	0	0	0	0	0	0	0	0	-
Ava Bradford p	0	0	0	0	0	0	0	0	0	-
Sam Stoll p	0	0	0	0	0	0	0	1	0	-
Totals	19	1	4	1	0	7	15	4	4	

Score by Innings	1	2	3	4	5	R	H	E
UCLA	4	4	0	3	1	12	13	0
UC Santa Barbara	0	1	0	0	0	1	4	1

E - Mejia(3); LOB - UCLA 6; UCSB 4. 2B - Slimp(10); Terry(7); Sams(10). HR - Clements(5); Woolery(22); Grant(25). HBP - Grant; Slimp; Garcia.

UC Santa Barbara	ip	h	r	er	bb	so	ab	bf	np	era
Malaya Johnson	1.0	6	6	6	0	0	9	10	36	3.12
Ava Bradford	0.1	1	2	2	2	0	2	4	15	6.94

Sam Stoll	1.2	5	3	3	0	0	10	10	40	3.46
Ainsley Waddell	2.0	1	1	1	1	2	7	9	40	7.65

Win - Tinsley (14-4). Loss - Johnson (24-12). Save - None.
WP - Bradford(4). HBP - by Johnson (Slimp); by Waddell (Grant); by Cecil (Garcia). Pitches/strikes: Tinsley 65/45; Cecil 14/10; Johnson 36/24; Bradford 15/4; Stoll 40/21; Waddell 40/24.

Umpires - HP: Mike Bartling 1B: Craig Hyde 2B: Trina Comerford 3B: Laura Head
Start: 4:35 pm Time: 1:56 Attendance: 1348
Weather: 70° and sunny!



2025 NCAA Los Angeles Regionals #9 UCLA at San Diego State May 17, 2025 at Los Angeles, Calif. (Easton Stadium)

UCLA 10 (51-10)

Player	ab	r	h	rbi	bb	so	po	a	lob	avg
Clements, Jessica cf	3	3	3	0	1	0	2	0	0	.382
Pola, Savannah 2b	4	2	1	0	0	0	2	1	0	.435
Woolery, Jordan 3b	2	1	2	5	1	0	0	1	0	.425
Grant, Megan 1b	4	0	1	2	0	1	2	0	1	.368
Ramirez, Alexis dp	4	0	0	0	0	0	0	3	.316	
Slimp, Rylee lf	3	1	2	0	0	0	3	0	0	.398
Bragg, Kaniya ss	3	0	1	2	0	0	0	1	0	.327
Hatch, Lauren pr	0	1	0	0	0	0	0	0	0	.000
Mujica, Sofia c	2	0	0	0	0	5	0	0	.194	
Stephens, Taylor ph	0	0	0	0	0	0	0	0	0	1000
Terry, Kaitlyn p	3	0	2	0	0	1	0	1	0	.299
Curro, Seneca pr	0	1	0	0	0	0	0	0	0	.191
Osteen, Liesl rf	0	1	0	0	0	0	4	0	0	.250
Totals	28	10	12	9	2	2	18	4	4	

Score by Innings	1	2	3	4	5	6	R	H	E
UCLA	3	0	0	0	1	6	10	12	1
San Diego State	0	0	0	0	0	0	0	2	2

E - Bragg(5); DECKER(6); YELLEN(5). DP - SDSU 2. LOB - UCLA 4; SDSU 4. 2B - Clements(16); Slimp(9); Bragg(9).
3B - Woolery(4); Grant(1). HR - Woolery(21). HBP - Stephens. SF - Woolery(5).

UCLA	ip	h	r	er	bb	so	ab	bf	np	era
Terry, Kaitlyn	6.0	2	0	0	1	5	21	22	101	2.39

Win - Terry (18-4). Loss - CELLURA (19-8). Save - None.
HBP - by HERNANDEZ, D (Stephens). Pitches/strikes: Terry 101/69; CELLURA 49/29; HERNANDEZ, D 53/39; SCHAFFEL 18/9.

Umpires - HP: Mark Craver 1B: Craig Hyde 2B: Mike Bartling 3B: Laura Head
Start: 2:02 pm Time: 2:13 Attendance: 1348
Weather: Mostly cloudy, 63°

San Diego State 0 (38-18)

Player	ab	r	h	rbi	bb	so	po	a	lob	avg
ESPINOZA, Bella lf	3	0	1	0	0	1	0	0	0	.348
HOLCOMB, Julie cf	3	0	1	0	0	0	1	0	0	.360
DECKER, Cali c	3	0	0	0	0	0	3	0	0	.350
YELLEN, Angie 3b	3	0	0	0	0	1	1	0	4	.298
URIBE, Grace rf	2	0	0	0	0	1	1	0	0	.225
DUEKER, Ally lf	0	0	0	0	0	0	0	0	0	.400
IGNACIO, Jade dp	1	0	0	0	0	0	0	0	0	.286
TERRONES, Gabriella ph	1	0	0	0	0	0	0	0	0	.200
WAIKI, Quinn ss	2	0	0	0	0	1	3	1	0	.273
CUNNINGHAM, Shannon 1b	1	0	0	0	1	1	5	1	0	.250
WILLIAMS, Jazmin 2b	2	0	0	0	0	0	4	5	0	.278
CELLURA, Cece p	0	0	0	0	0	0	0	0	0	-
HERNANDEZ, Dee Dee p	0	0	0	0	0	0	0	0	0	-
SCHAFFEL, Ava p	0	0	0	0	0	0	0	0	0	-
Totals	21	0	2	0	1	5	18	7	4	

2024 NCAA SUPER REGIONAL BOX SCORES



2024 UCLA Softball
#11 Georgia at #6 UCLA
May 23, 2024 at Los Angeles, Calif. (Easton Stadium)



2024 UCLA Softball
#6 UCLA at #11 Georgia
May 24, 2024 at Los Angeles, Calif. (Easton Stadium)



Georgia 0 (43-18)

Player	ab	r	h	rbi	bb	so	po	a	lob
Goodnight, Dallis cf	3	0	1	0	0	2	4	0	0
Chambley, Sydney dp	2	0	0	0	1	0	0	0	1
Kearney, Jayda rf	2	0	1	0	1	0	1	0	0
Mosley, Sara 3b	3	0	0	0	0	0	1	0	0
Davis, Lyndi Rae c	2	0	0	0	1	2	3	0	2
Kuma, Sydney 2b	2	0	1	0	0	0	2	3	0
Goodwin, Jaydyn lf	1	0	0	0	0	0	2	0	1
Digby, Emily 1b	2	0	1	0	0	1	4	1	0
Armistead, Ellie ss	1	0	0	0	0	0	1	0	0
Fields, Jaiden ph	1	0	0	0	0	0	0	0	1
Backes, Lilli p	0	0	0	0	0	0	0	0	0
Walters, Shelby p	0	0	0	0	0	0	0	0	0
Totals	19	0	4	0	3	5	17	5	5

Score by Innings	1	2	3	4	5	6	R	H	E
Georgia	0	0	0	0	0	0	0	4	1
UCLA	1	0	1	0	4	2	8	10	0

Note: 2 outs, 1 runner LOB when the game ended.

E - Kuma(6). DP - UCLA 2. LOB - UGA 5; UCLA 8. 2B - Brady(13). HR - Brady 2(17); Woolery(9). HBP - Palacios. SH - Goodwin(2); Curo(4).

Georgia	ip	h	r	er	bb	so	ab	bf	np
Backes, Lilli	4.1	6	6	6	2	2	19	23	76
Walters, Shelby	1.1	4	2	2	2	1	8	10	37

UCLA	ip	h	r	er	bb	so	ab	bf	np
Terry, Kaitlyn	6.0	4	0	0	0	3	5	19	23
								92	

Win - Terry (21-1). Loss - Backes (18-7). Save - None.
HBP - by Backes (Palacios). Pitches/strikes: Backes 76/47; Walters 37/21; Terry 92/56.

Umpires - HP: Megan Rabin 1B: Chris Nabors 2B: Jim Bertuzzi 3B: Chad Splitter
Start: 6:30 pm Time: 2:10 Attendance: 1348
Weather: 64°, clear skies

UCLA 6 (42-10)

Player	ab	r	h	rbi	bb	so	po	a	lob
Brady, Maya ss	3	2	2	1	1	0	4	1	1
Allichin, Jadelyn lf	4	0	0	0	0	1	2	0	0
Palacios, Sharlize c	3	2	3	4	1	0	5	1	0
Grant, Megan rf	4	0	1	0	0	0	0	0	2
Woolery, Jordan 1b	3	0	1	0	0	0	4	0	0
Pola, Savannah dp	4	1	1	0	0	1	0	0	0
Curo, Seneca 2b	3	0	0	0	0	1	1	2	3
Hatch, Lauren pr	0	0	0	0	0	0	0	0	0
Malau'ulu, Thessa 3b	3	1	3	1	0	0	1	1	0
Meono, Janelle cf	2	0	0	0	0	0	2	0	1
Suarez, Ramsey ph	1	0	0	0	0	0	0	0	2
Tinsley, Taylor p	0	0	0	0	0	0	2	0	0
Totals	30	6	11	6	2	3	21	5	9

Score by Innings	1	2	3	4	5	6	7	R	H	E
UCLA	1	1	0	2	1	1	0	6	11	0
Georgia	1	0	0	0	0	0	0	1	4	2

E - Chambley(3); Digby(4). LOB - UCLA 9; UGA 4. HR - Palacios 2(20). HBP - Woolery. SH - Curo(5); Meono(7). SF - Malau'ulu(2). SB - Brady 2(8); Goodnight(13).

UCLA	ip	h	r	er	bb	so	ab	bf	np
Tinsley, Taylor	7.0	4	1	1	1	6	25	26	108

Georgia	ip	h	r	er	bb	so	ab	bf	np
Kerpics, Madison	1.2	4	2	2	2	1	8	12	47
Backes, Lilli	4.2	6	4	3	0	2	19	21	78
Orcutt, Riley	0.2	1	0	0	0	0	3	3	17

Win - Tinsley (17-8). Loss - Kerpics (13-4). Save - None.
WP - Kerpics(4). HBP - by Kerpics (Woolery). Pitches/strikes: Tinsley 108/69; Kerpics 47/25; Backes 78/47; Orcutt 17/11.

Umpires - HP: Chris Nabors 1B: Jim Bertuzzi 2B: Chad Splitter 3B: Megan Rabin
Start: 7:05 pm Time: 2:27 Attendance: 1348
Weather: 62°, clear skies

2024 NCAA TOURNAMENT STATISTICS

Overall: 6-2 Home: 5-0 Neutral: 1-2

Player	avg	gp-gs	ab	r	h	2b	3b	hr	rbi	tb	slg%	bb	hp	so	gdp	ob%	sf	sh	sb-att	po	a	e	fld%
7 Brady, Maya	.500	8-8	26	11	13	3	0	2	7	22	.846	1	2	8	0	.533	1	0	2-2	15	7	0	1.000
24 Malau'ulu, Thessa	.450	8-8	20	5	9	0	0	0	2	9	.450	1	2	1	0	.500	1	0	1-1	3	7	0	1.000
40 Allchin, Jadelyn	.385	8-8	26	6	10	1	0	1	4	14	.538	2	0	4	0	.429	0	1	0-0	19	0	0	1.000
13 Palacios, Sharlize	.318	8-8	22	5	7	0	0	5	13	22	1.000	6	1	5	1	.483	0	0	0-0	45	3	0	1.000
3 Meono, Janelle	.273	8-8	11	4	3	0	0	0	0	3	.273	3	1	0	0	.467	0	3	0-0	18	1	0	1.000
5 Pola, Savannah	.250	8-8	24	2	6	1	0	0	4	7	.292	2	1	2	0	.333	0	0	0-0	0	0	0	.000
15 Woolery, Jordan	.250	8-8	24	3	6	1	1	2	8	15	.625	1	2	5	0	.333	0	0	0-0	29	0	0	1.000
43 Grant, Megan	.238	8-8	21	1	5	0	0	1	4	8	.381	6	0	4	0	.393	1	0	0-0	6	2	0	1.000
11 Curo, Seneca	.063	8-8	16	1	1	0	1	0	0	3	.188	3	0	4	0	.211	0	2	0-0	8	9	1	.944

31 Suarez, Ramsey	.143	7-0	7	0	1	0	0	0	1	1	.143	0	0	1	0	.143	0	0	0-0	0	0	0	.000
55 Terry, Kaitlyn	.000	1-1	1	0	0	0	0	0	0	0	.000	0	0	1	0	.000	0	0	0-0	1	3	0	1.000
30 Hatch, Lauren	.000	6-0	0	2	0	0	0	0	0	0	.000	0	0	0	0	.000	0	0	0-0	0	0	0	.000
32 Jaquez, Gabriela	.000	1-0	0	1	0	0	0	0	0	0	.000	0	0	0	0	.000	0	0	0-0	0	0	0	.000
56 Osteen, Liesl	.000	2-0	0	1	0	0	0	0	0	0	.000	0	0	0	0	.000	0	0	0-0	0	0	0	.000
22 Stephens, Taylor	.000	5-0	0	2	0	0	0	0	0	0	.000	0	0	0	0	.000	0	0	0-0	0	0	0	.000
Totals	.308	8	198	44	61	6	2	11	43	104	.525	25	9	35	1	.404	3	6	3-3	147	33	1	.994
Opponents	.215	8	177	13	38	2	0	4	13	52	.294	14	4	45	1	.286	1	2	2-3	145	60	7	.967

LOB - Team (52), Opp (38). DPs turned - Team (2), Opp (1). IBB - Team (1), Palacios 1.

(2024 NCAA Tournament Sorted by Earned run avg)

Player	era	w-l	app	gs	cg	sho	sv	ip	h	r	er	bb	so	2b	3b	hr	b/avg	wp	hp	bk	sfa	sha
55 Terry, Kaitlyn	1.56	3-2	6	5	2	2/0	0	27.0	23	6	6	9	25	2	0	2	.235	2	2	0	0	1
23 Tinsley, Taylor	1.91	3-0	6	3	2	0/0	0	22.0	15	7	6	5	20	0	0	2	.190	1	2	0	1	1
Totals	1.71	6-2	8	8	4	2/0	0	49.0	38	13	12	14	45	2	0	4	.215	3	4	0	1	2
Opponents	5.94	2-6	8	8	3	1/0	0	48.1	61	44	41	25	35	6	2	11	.308	6	9	0	3	6

PB - Team (0), Opp (2). SBA/ATT - Palacios (2-3), Tinsley (2-2), Terry (0-1).

CAREER POSTSEASON STATISTICS

KANIYA BRAGG

	AVG	GP-GS	AB	R	H	2B	3B	HR	RBI	TB	SLG	BB	HBP	SO	GDP	OBP	SF	SH	SB-ATT	PO	A	E	FLD
2025 Regionals	.375	3-3	8	1	3	1	0	0	3	4	.500	0	1	0	0	.444	0	0	0-0	4	4	1	.889
Regionals Totals	.375	3-3	8	1	3	1	0	0	3	4	.500	0	1	0	0	.444	0	0	0-0	4	4	1	.889
Overall Totals	.375	3-3	8	1	3	1	0	0	3	4	.500	0	1	0	0	.444	0	0	0-0	4	4	1	.889

JESSICA CLEMENTS

	AVG	GP-GS	AB	R	H	2B	3B	HR	RBI	TB	SLG	BB	HBP	SO	GDP	OBP	SF	SH	SB-ATT	PO	A	E	FLD
2025 Regionals	.636	3-3	11	6	7	2	0	2	5	15	1.364	1	0	0	0	.667	0	0	0-0	3	0	0	1.000
Regionals Totals	.636	3-3	11	6	7	2	0	2	5	15	1.364	1	0	0	0	.667	0	0	0-0	3	0	0	1.000
Overall Totals	.636	3-3	11	6	7	2	0	2	5	15	1.364	1	0	0	0	.667	0	0	0-0	3	0	0	1.000

SENECA CURO

	AVG	GP-GS	AB	R	H	2B	3B	HR	RBI	TB	SLG	BB	HBP	SO	GDP	OBP	SF	SH	SB-ATT	PO	A	E	FLD
2021 Regionals	.000	2-1	0	0	0	0	0	0	0	0	.000	0	0	0	0	.000	0	0	0-0	0	0	0	.000
2021 Supers	.000	1-1	0	1	0	0	0	0	0	0	.000	0	0	0	0	.000	0	0	0-0	1	0	0	1.000
2021 WCWS	.000	1-0	0	1	0	0	0	0	0	0	.000	0	0	0	0	.000	0	0	0-0	0	0	0	.000
2022 Regionals	.000	3-0	1	1	0	0	0	0	0	0	.000	0	0	1	0	.000	0	0	0-0	0	0	0	.000
2022 Supers	1.000	1-0	1	0	1	0	0	0	0	1	1.000	0	0	0	0	1.000	0	0	0-0	0	0	0	.000
2022 WCWS	.000	5-0	5	1	0	0	0	0	0	0	.000	0	0	0	0	.000	0	0	1-1	0	0	0	.000
2024 Regionals	.200	3-3	5	1	1	0	1	0	0	3	.600	3	0	1	0	.500	0	0	0-0	3	1	1	.800
2024 Supers	.000	2-2	5	0	0	0	0	0	0	0	.000	0	0	1	0	.000	0	2	0-0	2	5	0	1.000
2024 WCWS	.000	3-3	6	0	0	0	0	0	0	0	.000	0	0	2	0	.000	0	0	0-0	3	3	0	1.000
2025 Regionals	.000	2-0	0	1	0	0	0	0	0	0	.000	0	0	0	0	.000	0	0	0-0	0	0	0	.000
Regionals Totals	.167	10-4	6	3	1	0	1	0	0	3	.500	3	0	2	0	.444	0	0	0-0	3	1	1	.800
Supers Totals	.167	4-3	6	1	1	0	0	0	0	1	.167	0	0	1	0	.167	0	2	0-0	3	5	0	1.000
WCWS Totals	.000	9-3	11	2	0	0	0	0	0	0	.000	0	0	2	0	.000	0	0	1-1	3	3	0	1.000
Overall Totals	.087	23-10	23	6	2	0	1	0	0	4	.174	3	0	5	0	.192	0	2	1-1	9	9	1	.947

MEGAN GRANT

	AVG	GP-GS	AB	R	H	2B	3B	HR	RBI	TB	SLG	BB	HBP	SO	GDP	OBP	SF	SH	SB-ATT	PO	A	E	FLD
2023 Regionals	.500	2-2	6	2	3	0	0	2	3	9	1.500	1	0	0	0	.571	0	0	0-0	9	1	0	1.000
2024 Regionals	.333	3-3	6	0	2	0	0	0	3	2	.333	4	0	1	0	.545	1	0	0-0	2	1	0	1.000
2024 Supers	.167	2-2	6	0	1	0	0	0	0	1	.167	2	0	0	0	.375	0	0	0-0	0	0	0	.000
2024 WCWS	.222	3-3	9	1	2	0	0	1	1	5	.556	0	0	3	0	.222	0	0	0-0	4	1	0	1.000
2025 Regionals	.364	3-3	11	2	4	0	1	2	6	12	1.091	0	1	1	0	.417	0	0	0-0	17	1	0	1.000
Regionals Totals	.391	8-8	23	4	9	0	1	4	12	23	1.043	5	1	2	0	.500	1	0	0-0	28	3	0	1.000
Supers Totals	.167	2-2	6	0	1	0	0	0	0	1	.167	2	0	0	0	.375	0	0	0-0	0	0	0	.000
WCWS Totals	.222	3-3	9	1	2	0	0	1	1	5	.556	0	0	3	0	.222	0	0	0-0	4	1	0	1.000
Overall Totals	.316	13-13	38	5	12	0	1	5	15	29	.763	7	1	5	0	.426	1	0	0-0	32	4	0	1.000

SOFIA MUJICA

	AVG	GP-GS	AB	R	H	2B	3B	HR	RBI	TB	SLG	BB	HBP	SO	GDP	OBP	SF	SH	SB-ATT	PO	A	E	FLD
2025 Regionals	.000	2-1	3	1	0	0	0	0	0	0	.000	0	0	0	1	.000	0	0	0-0	6	0	0	1.000
Regionals Totals	.000	2-1	3	1	0	0	0	0	0	0	.000	0	0	0	1	.000	0	0	0-0	6	0	0	1.000
Overall Totals	.000	2-1	3	1	0	0	0	0	0	0	.000	0	0	0	1	.000	0	0	0-0	6	0	0	1.000

SAVANNAH POLA

	AVG	GP-GS	AB	R	H	2B	3B	HR	RBI	TB	SLG	BB	HBP	SO	GDP	OBP	SF	SH	SB-ATT	PO	A	E	FLD
2022 Regionals	.286	3-3	7	2	2	1	0	0	1	3	.429	3	0	0	0	.500	0	0	0-0	1	0	0	1.000
2022 Supers	.400	2-2	5	1	2	0	0	0	1	2	.400	1	0	0	0	.429	1	0	0-0	1	0	0	1.000
2022 WCWS	.250	5-5	12	3	3	0	0	0	2	3	.250	4	0	1	0	.438	0	0	0-0	0	0	0	.000
2023 Regionals	.000	2-2	6	0	0	0	0	0	0	0	.000	0	0	0	0	.000	0	0	0-0	1	0	0	1.000
2024 Regionals	.375	3-3	8	1	3	1	0	0	2	4	.500	2	0	0	0	.500	0	0	0-0	0	0	0	.000
2024 Supers	.375	2-2	8	1	3	0	0	0	2	3	.375	0	0	2	0	.375	0	0	0-0	0	0	0	.000
2024 WCWS	.000	3-3	8	0	0	0	0	0	0	0	.000	0	1	0	0	.111	0	0	0-0	0	0	0	.000
2025 Regionals	.400	3-3	10	5	4	1	0	0	0	5	.500	2	0	1	0	.500	0	0	1-1	5	7	0	1.000
Regionals Totals	.290	11-11	31	8	9	3	0	0	3	12	.387	7	0	1	0	.421	0	0	1-1	7	7	0	1.000
Supers Totals	.385	4-4	13	2	5	0	0	0	3	5	.385	1	0	2	0	.400	1	0	0-0	1	0	0	1.000
WCWS Totals	.150	8-8	20	3	3	0	0	0	2	3	.150	4	1	1	0	.320	0	0	0-0	0	0	0	.000
Overall Totals	.267	23-23	64	13	17	3	0	0	8	20	.313	12	1	4	0	.385	1	0	1-1	8	7	0	1.000

RYLEE SLIMP

	AVG	GP-GS	AB	R	H	2B	3B	HR	RBI	TB	SLG	BB	HBP	SO	GDP	OBP	SF	SH	SB-ATT	PO	A	E	FLD
2025 Regionals	.500	3-3	6	4	3	2	0	0	0	5	.833	2	1	0	0	.667	0	0	0-0	4	0	0	1.000
Regionals Totals	.500	3-3	6	4	3	2	0	0	0	5	.833	2	1	0	0	.667	0	0	0-0	4	0	0	1.000
Overall Totals	.500	3-3	6	4	3	2	0	0	0	5	.833	2	1	0	0	.667	0	0	0-0	4	0	0	1.000

CAREER POSTSEASON STATISTICS

KAITLYN TERRY

	ERA	W-L	APP	GS	CG	SHO	SV	IP	H	R	ER	BB	SO	2B	3B	HR	BF	B/AVG	WP	HBP	BK	SFA	SHA
2024 Regionals	1.31	2-0	2	1	1	1/0	0	10.2	9	2	2	2	10	1	0	1	42	.231	1	1	0	0	0
2024 Supers	0.00	1-0	1	1	1	1/0	0	6.0	4	0	0	3	5	0	0	0	23	.211	0	0	0	0	1
2024 WCWS	2.71	0-2	3	3	0	0/0	0	10.1	10	4	4	4	10	1	0	1	45	.250	1	1	0	0	0
2025 Regionals	0.00	1-0	2	1	1	1/0	1	8.0	3	0	0	1	6	0	0	0	22	.107	0	0	0	0	0
Regionals Totals	0.75	3-0	4	2	2	2/0	1	18.2	12	2	2	3	16	1	0	1	64	.203	1	1	0	0	0
Supers Totals	0.00	1-0	1	1	1	1/0	0	6.0	4	0	0	3	5	0	0	0	23	.211	0	0	0	0	1
WCWS Totals	2.71	0-2	3	3	0	0/0	0	10.1	10	4	4	4	10	1	0	1	45	.250	1	1	0	0	0
Overall Totals	1.20	4-2	8	6	3	3/0	1	35.0	26	6	6	10	31	2	0	2	132	.218	2	2	0	0	1

KAITLYN TERRY

	AVG	GP-GS	AB	R	H	2B	3B	HR	RBI	TB	SLG	BB	HBP	SO	GDP	OBP	SF	SH	SB-ATT	PO	A	E	FLD
2025 Regionals	.444	3-3	9	2	4	1	0	1	3	8	.889	0	0	2	0	.444	0	0	0-0	0	2	0	1.000
Regionals Totals	.444	3-3	9	2	4	1	0	1	3	8	.889	0	0	2	0	.444	0	0	0-0	0	2	0	1.000
Overall Totals	.444	3-3	9	2	4	1	0	1	3	8	.889	0	0	2	0	.444	0	0	0-0	0	2	0	1.000

TAYLOR TINSLEY

	ERA	W-L	APP	GS	CG	SHO	SV	IP	H	R	ER	BB	SO	2B	3B	HR	BF	B/AVG	WP	HBP	BK	SFA	SHA
2024 Regionals	4.42	1-0	2	2	1	0/0	0	6.1	5	5	4	3	9	0	0	2	29	.200	0	1	0	0	0
2024 Supers	1.00	1-0	1	1	1	0/0	0	7.0	4	1	1	1	6	0	0	0	26	.160	0	0	0	0	0
2024 WCWS	0.81	1-0	3	0	0	0/0	0	8.2	6	1	1	1	5	0	0	0	33	.207	1	1	0	1	1
2025 Regionals	1.75	2-0	2	2	0	0/0	0	8.0	6	2	2	1	7	1	0	0	32	.194	0	0	0	0	0
Regionals Totals	2.93	3-0	4	4	1	0/0	0	14.1	11	7	6	4	16	1	0	2	61	.196	0	1	0	0	0
Supers Totals	1.00	1-0	1	1	1	0/0	0	7.0	4	1	1	1	6	0	0	0	26	.160	0	0	0	0	0
WCWS Totals	0.81	1-0	3	0	0	0/0	0	8.2	6	1	1	1	5	0	0	0	33	.207	1	1	0	1	1
Overall Totals	1.87	5-0	8	5	2	0/0	0	30.0	21	9	8	6	27	1	0	2	120	.191	1	2	0	1	1

JORDAN WOOLERY

	AVG	GP-GS	AB	R	H	2B	3B	HR	RBI	TB	SLG	BB	HBP	SO	GDP	OBP	SF	SH	SB-ATT	PO	A	E	FLD
2023 Regionals	.167	2-2	6	0	1	0	0	0	0	1	.167	0	0	0	0	.167	0	0	0-0	3	1	0	1.000
2024 Regionals	.222	3-3	9	1	2	1	1	0	2	5	.556	0	1	1	0	.300	0	0	0-0	8	0	0	1.000
2024 Supers	.286	2-2	7	1	2	0	0	1	3	5	.714	0	1	1	0	.375	0	0	0-0	9	0	0	1.000
2024 WCWS	.250	3-3	8	1	2	0	0	1	3	5	.625	1	0	3	0	.333	0	0	0-0	12	0	0	1.000
2025 Regionals	.556	3-3	9	3	5	0	1	2	7	13	1.444	1	0	0	0	.545	1	0	0-0	0	3	1	.750
Regionals Totals	.333	8-8	24	4	8	1	2	2	9	19	.792	1	1	1	0	.370	1	0	0-0	11	4	1	.938
Supers Totals	.286	2-2	7	1	2	0	0	1	3	5	.714	0	1	1	0	.375	0	0	0-0	9	0	0	1.000
WCWS Totals	.250	3-3	8	1	2	0	0	1	3	5	.625	1	0	3	0	.333	0	0	0-0	12	0	0	1.000
Overall Totals	.308	13-13	39	6	12	1	2	4	15	29	.744	2	2	5	0	.364	1	0	0-0	32	4	1	.973

UCLA'S ALL-TIME NCAA TOURNAMENT RESULTS

DATE	W/L	OPPONENT	SCORE	POSTSEASON	SITE
2025	(3-0)				
5/16/25	W	UC Santa Barbara	9-1 (6 inn.)	NCAA Regionals	Easton Stadium
5/17/25	W	San Diego State	10-0 (5 inn.)	NCAA Regionals	Easton Stadium
5/18/25	W	UC Santa Barbara	12-1 (5 inn.)	NCAA Regionals	Easton Stadium
2024	(6-2)				
5/17/24	W	Grand Canyon	9-0 (5 inn.)	NCAA Regionals	Easton Stadium
5/18/24	W	Virginia Tech	7-6	NCAA Regionals	Easton Stadium
5/19/24	W	Grand Canyon	9-1 (5 inn.)	NCAA Regionals	Easton Stadium
5/23/24	W	Georgia	8-0 (6 inn.)	NCAA Super Regionals	Easton Stadium
5/24/24	W	Georgia	6-1	NCAA Super Regionals	Easton Stadium
5/30/24	W	Alabama	4-1	Women's College World Series	Oklahoma City, Okla.
6/1/24	L	Oklahoma	0-1	Women's College World Series	Oklahoma City, Okla.
6/2/24	L	Stanford	1-3	Women's College World Series	Oklahoma City, Okla.
2023	(0-2)				
5/19/23	L	Grand Canyon	2-3	NCAA Regionals	Easton Stadium
5/20/23	L	Liberty	1-2	NCAA Regionals	Easton Stadium
2022	(8-2)				
5/20/22	W	Grand Canyon	12-1 (5 inn.)	NCAA Regionals	Easton Stadium
5/21/22	W	Loyola Marymount	7-1	NCAA Regionals	Easton Stadium
5/22/22	W	Ole Miss	9-1 (5 inn.)	NCAA Regionals	Easton Stadium
5/27/22	W	Duke	3-2	NCAA Super Regionals	Easton Stadium
5/28/22	W	Duke	8-2	NCAA Super Regionals	Easton Stadium
6/2/22	L	Texas	2-7	Women's College World Series	Oklahoma City, Okla.
6/3/22	W	Northwestern	6-1	Women's College World Series	Oklahoma City, Okla.
6/5/22	W	Florida	8-0 (6 inn.)	Women's College World Series	Oklahoma City, Okla.
6/6/22	W	Oklahoma	7-3	Women's College World Series	Oklahoma City, Okla.
6/6/22	L	Oklahoma	0-15 (5 inn.)	Women's College World Series	Oklahoma City, Okla.
2021	(6-3)				
5/21/21	W	Long Beach State	8-0 (5 inn.)	NCAA Regionals	Easton Stadium
5/22/21	W	Fresno State	5-4 (8 inn.)	NCAA Regionals	Easton Stadium
5/23/21	W	Minnesota	2-1	NCAA Regionals	Easton Stadium
5/27/21	L	Virginia Tech	2-7	NCAA Super Regionals	Easton Stadium
5/28/21	W	Virginia Tech	2-0	NCAA Super Regionals	Easton Stadium
5/29/21	W	Virginia Tech	6-0	NCAA Super Regionals	Easton Stadium
6/3/21	W	Florida State	4-0	Women's College World Series	Oklahoma City, Okla.
6/4/21	L	Alabama	0-6	Women's College World Series	Oklahoma City, Okla.
6/5/21	L	Oklahoma	3-10	Women's College World Series	Oklahoma City, Okla.
2019	(10-1)				
5/17/19	W	Weber State	6-0	NCAA Regionals	Easton Stadium
5/18/19	W	Missouri	9-1 (5 inn.)	NCAA Regionals	Easton Stadium
5/19/19	L	Missouri	1-5	NCAA Regionals	Easton Stadium
5/19/19	W	Missouri	13-1 (5 inn.)	NCAA Regionals	Easton Stadium
5/24/19	W	James Madison	6-1	NCAA Super Regionals	Easton Stadium
5/25/19	W	James Madison	7-2	NCAA Super Regionals	Easton Stadium
5/30/19	W	Minnesota	7-2	Women's College World Series	Oklahoma City, Okla.
5/31/19	W	Arizona	6-2	Women's College World Series	Oklahoma City, Okla.
6/2/19	W	Washington	3-0 (10 inn.)	Women's College World Series	Oklahoma City, Okla.
6/3/19	W	Oklahoma	16-3	WCWS Championship Series	Oklahoma City, Okla.
6/4/19	W	Oklahoma	5-4	WCWS Championship Series	Oklahoma City, Okla.
2018	(8-3)				
5/18/18	W	Sacramento State	3-0	NCAA Regionals	Easton Stadium
5/19/18	L	Cal State Fullerton	2-3 (9 inn.)	NCAA Regionals	Easton Stadium
5/19/18	W	Texas State	14-1 (5 inn.)	NCAA Regionals	Easton Stadium
5/20/18	W	Cal State Fullerton	3-0	NCAA Regionals	Easton Stadium
5/20/18	W	Cal State Fullerton	6-4	NCAA Regionals	Easton Stadium
5/24/18	W	Arizona	7-1	NCAA Super Regionals	Easton Stadium
5/25/18	W	Arizona	3-2	NCAA Super Regionals	Easton Stadium
5/31/18	W	Florida State	7-4	Women's College World Series	Oklahoma City, Okla.
6/1/18	W	Florida	6-5	Women's College World Series	Oklahoma City, Okla.
6/3/18	L	Florida State	1-3	Women's College World Series	Oklahoma City, Okla.
6/3/18	L	Florida State	6-12	Women's College World Series	Oklahoma City, Okla.

ALL-TIME NCAA TOURNAMENT RESULTS

DATE	W/L	OPPONENT	SCORE	POSTSEASON	SITE
2017 (6-2)					
5/19/17	W	Lehigh	8-0 (5 inn.)	NCAA Regionals	Easton Stadium
5/20/17	W	San Jose State	10-2 (6 inn.)	NCAA Regionals	Easton Stadium
5/21/17	W	Cal State Fullerton	9-1	NCAA Regionals	Easton Stadium
5/25/17	W	Ole Miss	8-7 (11 inn.)	NCAA Super Regionals	Easton Stadium
5/26/17	W	Ole Miss	1-0	NCAA Super Regionals	Easton Stadium
6/1/17	L	LSU	1-2	Women's College World Series	Oklahoma City, Okla.
6/3/17	W	Texas A&M	8-2	Women's College World Series	Oklahoma City, Okla.
6/3/17	L	Washington	0-1	Women's College World Series	Oklahoma City, Okla.
2016 (5-3)					
5/20/16	W	Cal State Bakersfield	7-0	NCAA Regionals	Easton Stadium
5/21/16	W	Cal State Fullerton	3-2	NCAA Regionals	Easton Stadium
5/22/16	W	Cal State Fullerton	5-4	NCAA Regionals	Easton Stadium
5/28/16	L	Oregon	1-8	NCAA Super Regionals	Eugene, Ore.
5/29/16	W	Oregon	2-1 (9 inn.)	NCAA Super Regionals	Eugene, Ore.
5/29/16	W	Oregon	2-1	NCAA Super Regionals	Eugene, Ore.
6/2/16	L	Auburn	3-10	Women's College World Series	Oklahoma City, Okla.
6/4/16	L	Florida State	4-8	Women's College World Series	Oklahoma City, Okla.
2015 (6-2)					
5/15/15	W	CSUN	9-1 (5 inn.)	NCAA Regionals	Easton Stadium
5/16/15	W	Texas	4-1	NCAA Regionals	Easton Stadium
5/17/15	W	San Diego State	8-0 (6 inn.)	NCAA Regionals	Easton Stadium
5/23/15	W	Missouri	7-4	NCAA Super Regionals	Easton Stadium
5/25/15	W	Missouri	10-6	NCAA Super Regionals	Easton Stadium
5/28/15	W	Oregon	7-1	Women's College World Series	Oklahoma City, Okla.
5/29/15	L	Michigan	4-10	Women's College World Series	Oklahoma City, Okla.
5/30/15	L	Auburn	10-11 (10 inn.)	Women's College World Series	Oklahoma City, Okla.
2014 (4-2)					
5/16/14	W	Southern Utah	8-0 (6 inn.)	NCAA Regionals	Easton Stadium
5/17/14	W	Notre Dame	7-0	NCAA Regionals	Easton Stadium
5/18/14	W	Notre Dame	1-0	NCAA Regionals	Easton Stadium
5/24/14	W	Kentucky	6-4	NCAA Super Regionals	Easton Stadium
5/25/14	L	Kentucky	3-7	NCAA Super Regionals	Easton Stadium
5/25/14	L	Kentucky	1-7	NCAA Super Regionals	Easton Stadium
2013 (3-2)					
5/17/13	L	UAB	3-6	NCAA Regionals	Louisville, Ky.
5/18/13	W	Indiana Purdue-Fort Wayne	8-0	NCAA Regionals	Louisville, Ky.
5/18/13	W	Louisville	19-2 (5 inn.)	NCAA Regionals	Louisville, Ky.
5/19/13	W	UAB	4-1	NCAA Regionals	Louisville, Ky.
5/19/13	L	UAB	2-3 (13 inn.)	NCAA Regionals	Louisville, Ky.
2012 (0-2)					
5/18/12	L	Hofstra	2-7	NCAA Regionals	Easton Stadium
5/19/12	L	Florida State	1-2	NCAA Regionals	Easton Stadium
2011 (3-2)					
5/20/11	W	Jacksonville	2-0	NCAA Regionals	Gainesville, Fla.
5/21/11	L	Florida	2-4	NCAA Regionals	Gainesville, Fla.
5/21/11	W	Jacksonville	12-4	NCAA Regionals	Gainesville, Fla.
5/22/11	W	Florida	3-2	NCAA Regionals	Gainesville, Fla.
5/22/11	L	Florida	3-11 (5 inn.)	NCAA Regionals	Gainesville, Fla.
2010 (10-0)					
5/21/10	W	Saint Mary's	11-4	NCAA Regionals	Easton Stadium
5/22/10	W	San Diego State	4-3	NCAA Regionals	Easton Stadium
5/23/10	W	Fresno State	7-2	NCAA Regionals	Easton Stadium
5/29/10	W	Louisiana	10-2 (5 inn.)	NCAA Super Regionals	Easton Stadium
5/30/10	W	Louisiana	10-1 (5 inn.)	NCAA Super Regionals	Easton Stadium
6/3/10	W	Florida	16-3 (6 inn.)	Women's College World Series	Oklahoma City, Okla.
6/4/10	W	Hawai'i	5-2	Women's College World Series	Oklahoma City, Okla.
6/5/10	W	Georgia	5-2	Women's College World Series	Oklahoma City, Okla.
6/7/10	W	Arizona	6-5 (8 inn.)	WCWS Championship Series	Oklahoma City, Okla.
6/8/10	W	Arizona	15-9	WCWS Championship Series	Oklahoma City, Okla.

ALL-TIME NCAA TOURNAMENT RESULTS

DATE	W/L	OPPONENT	SCORE	POSTSEASON	SITE
2009 (4-2)					
5/15/09	W	Long Beach State	4-2	NCAA Regionals	Easton Stadium
5/16/09	W	Fresno State	4-2	NCAA Regionals	Easton Stadium
5/17/09	W	Fresno State	9-5	NCAA Regionals	Easton Stadium
5/23/09	L	Missouri	1-2	NCAA Super Regionals	Easton Stadium
5/24/09	W	Missouri	5-2	NCAA Super Regionals	Easton Stadium
5/24/09	L	Missouri	1-9 (5 inn.)	NCAA Super Regionals	Easton Stadium
2008 (6-2)					
5/16/08	W	Cal State Fullerton	8-3	NCAA Regionals	Easton Stadium
5/17/08	W	Nevada	6-4 (9 inn.)	NCAA Regionals	Easton Stadium
5/18/08	W	Nevada	4-3	NCAA Regionals	Easton Stadium
5/24/08	W	Georgia	6-1	NCAA Super Regionals	Easton Stadium
5/25/08	W	Georgia	6-0	NCAA Super Regionals	Easton Stadium
5/29/08	W	Arizona	1-0	Women's College World Series	Oklahoma City, Okla.
5/30/08	L	Arizona State	0-4	Women's College World Series	Oklahoma City, Okla.
5/31/08	L	Florida	0-2	Women's College World Series	Oklahoma City, Okla.
2007 (1-2)					
5/18/07	W	Loyola Marymount	6-3	NCAA Regionals	Easton Stadium
5/19/07	L	Hawai'i	1-3 (8 inn.)	NCAA Regionals	Easton Stadium
5/19/07	L	Loyola Marymount	2-4	NCAA Regionals	Easton Stadium
2006 (7-2)					
5/19/06	W	Missouri State	11-2 (6 inn.)	NCAA Regionals	Easton Stadium
5/20/06	W	Long Beach State	5-0	NCAA Regionals	Easton Stadium
5/21/06	W	San Diego State	7-0	NCAA Regionals	Easton Stadium
5/27/06	W	South Florida	2-0	NCAA Super Regionals	Easton Stadium
5/28/06	W	South Florida	3-1	NCAA Super Regionals	Easton Stadium
6/1/06	L	Tennessee	3-4	Women's College World Series	Oklahoma City, Okla.
6/3/06	W	Alabama	4-1	Women's College World Series	Oklahoma City, Okla.
6/3/06	W	Texas	2-0	Women's College World Series	Oklahoma City, Okla.
6/4/06	L	Northwestern	1-3 (8 inn.)	Women's College World Series	Oklahoma City, Okla.
2005 (10-4)					
5/20/05	W	Loyola Marymount	6-1	NCAA Regionals	Easton Stadium
5/21/05	L	Cal State Fullerton	1-2 (11 inn.)	NCAA Regionals	Easton Stadium
5/21/05	W	UNLV	4-1	NCAA Regionals	Easton Stadium
5/22/05	W	Cal State Fullerton	6-0	NCAA Regionals	Easton Stadium
5/22/05	W	Cal State Fullerton	3-1	NCAA Regionals	Easton Stadium
5/27/05	L	Georgia	1-4	NCAA Super Regionals	Easton Stadium
5/28/05	W	Georgia	5-4	NCAA Super Regionals	Easton Stadium
5/28/05	W	Georgia	3-2	NCAA Super Regionals	Easton Stadium
6/2/05	W	California	2-1	Women's College World Series	Oklahoma City, Okla.
6/3/05	W	Tennessee	3-1	Women's College World Series	Oklahoma City, Okla.
6/5/05	W	Texas	3-0	Women's College World Series	Oklahoma City, Okla.
6/6/05	W	Michigan	5-0	WCWS Championship Series	Oklahoma City, Okla.
6/7/05	L	Michigan	2-5	WCWS Championship Series	Oklahoma City, Okla.
6/8/05	L	Michigan	1-4 (10 inn.)	WCWS Championship Series	Oklahoma City, Okla.
2004 (8-0)					
5/20/04	W	Mississippi Valley	8-0 (5 inn.)	NCAA Regionals	Easton Stadium
5/21/04	W	Louisville	2-0	NCAA Regionals	Easton Stadium
5/22/04	W	Alabama	5-2 (9 inn.)	NCAA Regionals	Easton Stadium
5/23/04	W	Alabama	7-0	NCAA Regionals	Easton Stadium
5/27/04	W	Stanford	8-2	Women's College World Series	Oklahoma City, Okla.
5/28/04	W	LSU	2-0	Women's College World Series	Oklahoma City, Okla.
5/30/04	W	Stanford	3-1 (12 inn.)	Women's College World Series	Oklahoma City, Okla.
5/31/04	W	California	3-1	Women's College World Series	Oklahoma City, Okla.

ALL-TIME NCAA TOURNAMENT RESULTS

DATE	W/L	OPPONENT	SCORE	POSTSEASON	SITE
2003 (9-1)					
5/15/03	W	Colgate	8-0 (6 inn.)	NCAA Regionals	Fresno, Calif.
5/16/03	W	Fresno State	3-0	NCAA Regionals	Fresno, Calif.
5/17/03	W	Michigan State	6-2	NCAA Regionals	Fresno, Calif.
5/18/03	W	Michigan State	5-0	NCAA Regionals	Fresno, Calif.
5/22/03	L	California	3-7 (10 inn.)	Women's College World Series	Oklahoma City, Okla.
5/24/03	W	Louisiana	5-1	Women's College World Series	Oklahoma City, Okla.
5/24/03	W	Washington	2-1	Women's College World Series	Oklahoma City, Okla.
5/25/03	W	Texas	3-0	Women's College World Series	Oklahoma City, Okla.
5/25/03	W	Texas	2-1	Women's College World Series	Oklahoma City, Okla.
5/26/03	W	California	1-0 (9 inn.)	Women's College World Series	Oklahoma City, Okla.
2002 (5-3)					
5/16/02	W	Liberty	3-0	NCAA Regionals	Columbia, S.C.
5/17/02	W	Eastern Kentucky	10-0 (5 inn.)	NCAA Regionals	Columbia, S.C.
5/18/02	W	Georgia	2-1 (8 inn.)	NCAA Regionals	Columbia, S.C.
5/19/02	L	South Carolina	1-2	NCAA Regionals	Columbia, S.C.
5/19/02	W	South Carolina	1-0	NCAA Regionals	Columbia, S.C.
5/23/02	L	Florida State	1-2 (9 inn.)	Women's College World Series	Oklahoma City, Okla.
5/25/02	W	Oklahoma	2-0	Women's College World Series	Oklahoma City, Okla.
5/25/02	L	Arizona State	1-2	Women's College World Series	Oklahoma City, Okla.
2001 (7-1)					
5/17/01	W	Coastal Carolina	8-0 (5 inn.)	NCAA Regionals	Easton Stadium
5/18/01	W	CSUN	9-0	NCAA Regionals	Easton Stadium
5/19/01	W	San Diego State	3-1	NCAA Regionals	Easton Stadium
5/20/01	W	San Diego State	11-0 (5 inn.)	NCAA Regionals	Easton Stadium
5/24/01	W	Iowa	2-0	Women's College World Series	Oklahoma City, Okla.
5/25/01	W	Stanford	5-0	Women's College World Series	Oklahoma City, Okla.
5/27/01	W	LSU	6-0	Women's College World Series	Oklahoma City, Okla.
5/28/01	L	Arizona	0-1	Women's College World Series	Oklahoma City, Okla.
2000 (7-1)					
5/18/00	W	Canisius	8-0 (5 inn.)	NCAA Regionals	Easton Stadium
5/19/00	W	Long Beach State	10-4	NCAA Regionals	Easton Stadium
5/20/00	W	Florida State	6-1	NCAA Regionals	Easton Stadium
5/21/00	W	Florida State	7-1	NCAA Regionals	Easton Stadium
5/25/00	W	Alabama	4-1	Women's College World Series	Oklahoma City, Okla.
5/26/00	W	Washington	3-2	Women's College World Series	Oklahoma City, Okla.
5/28/00	W	Southern Mississippi	6-0	Women's College World Series	Oklahoma City, Okla.
5/29/00	L	Oklahoma	1-3	Women's College World Series	Oklahoma City, Okla.
1999 (8-0)					
5/20/99	W	Alabama	7-0	NCAA Regionals	Easton Stadium
5/21/99	W	Creighton	14-0	NCAA Regionals	Easton Stadium
5/22/99	W	Minnesota	5-0	NCAA Regionals	Easton Stadium
5/23/99	W	Missouri	12-5	NCAA Regionals	Easton Stadium
5/27/99	W	DePaul	3-2 (9 inn.)	Women's College World Series	Oklahoma City, Okla.
5/28/99	W	Fresno State	1-0	Women's College World Series	Oklahoma City, Okla.
5/30/99	W	DePaul	2-1 (8 inn.)	Women's College World Series	Oklahoma City, Okla.
5/31/99	W	Washington	3-2	Women's College World Series	Oklahoma City, Okla.
1997 (8-3)					
5/16/97	W	Nicholls State	3-0	NCAA Regionals	Lafayette, La.
5/17/97	L	Louisiana	1-4	NCAA Regionals	Lafayette, La.
5/17/97	W	Louisiana-Monroe	3-0	NCAA Regionals	Lafayette, La.
5/18/97	W	Louisiana	9-0 (5 inn.)	NCAA Regionals	Lafayette, La.
5/18/97	W	Louisiana	3-0	NCAA Regionals	Lafayette, La.
5/22/97	W	Fresno State	2-0 (8 inn.)	Women's College World Series	Oklahoma City, Okla.
5/23/97	L	Arizona	0-2 (14 inn.)	Women's College World Series	Oklahoma City, Okla.
5/24/97	W	Michigan	7-3	Women's College World Series	Oklahoma City, Okla.
5/25/97	W	Washington	4-3	Women's College World Series	Oklahoma City, Okla.
5/25/97	W	Washington	1-0	Women's College World Series	Oklahoma City, Okla.
5/26/97	L	Arizona	2-10 (5 inn.)	Women's College World Series	Oklahoma City, Okla.

ALL-TIME NCAA TOURNAMENT RESULTS

DATE	W/L	OPPONENT	SCORE	POSTSEASON	SITE
1996	(6-3)				
5/17/96	L	Cal State Fullerton	1-5	NCAA Regionals	Fullerton, Calif.
5/18/96	W	Missouri State	8-2	NCAA Regionals	Fullerton, Calif.
5/18/96	W	CSUN	7-5	NCAA Regionals	Fullerton, Calif.
5/19/96	W	Cal State Fullerton	14-1 (5 inn.)	NCAA Regionals	Fullerton, Calif.
5/19/96	W	Cal State Fullerton	7-2	NCAA Regionals	Fullerton, Calif.
5/23/96	W	Michigan	2-0	Women's College World Series	Oklahoma City, Okla.
5/24/96	L	Arizona	0-4	Women's College World Series	Oklahoma City, Okla.
5/25/96	W	Louisiana	3-2	Women's College World Series	Oklahoma City, Okla.
5/26/96	L	Washington	2-8	Women's College World Series	Oklahoma City, Okla.
1994	(6-3)				
5/20/94	W	Georgia State	2-1	NCAA Regionals	Columbia, S.C.
5/21/94	L	UNLV	0-1 (9 inn.)	NCAA Regionals	Columbia, S.C.
5/21/94	W	South Carolina	3-1	NCAA Regionals	Columbia, S.C.
5/22/94	W	UNLV	2-1 (8 inn.)	NCAA Regionals	Columbia, S.C.
5/22/94	W	UNLV	3-2	NCAA Regionals	Columbia, S.C.
5/26/94	L	Fresno State	0-1	Women's College World Series	Oklahoma City, Okla.
5/28/94	W	Illinois-Chicago	9-0 (5 inn.)	Women's College World Series	Oklahoma City, Okla.
5/28/94	W	Utah	11-1	Women's College World Series	Oklahoma City, Okla.
5/29/94	L	Arizona	2-5	Women's College World Series	Oklahoma City, Okla.
1993	(6-2)				
5/21/93	W	Cal State Fullerton	2-1 (9 inn.)	NCAA Regionals	Sunset Field
5/22/93	W	Cal State Fullerton	1-0	NCAA Regionals	Sunset Field
5/27/93	W	UConn	3-0	Women's College World Series	Oklahoma City, Okla.
5/29/93	L	Oklahoma State	0-1 (13 inn.)	Women's College World Series	Oklahoma City, Okla.
5/29/93	W	CSUN	2-0	Women's College World Series	Oklahoma City, Okla.
5/30/93	W	Oklahoma State	5-0	Women's College World Series	Oklahoma City, Okla.
5/31/93	W	Louisiana	1-0	Women's College World Series	Oklahoma City, Okla.
5/31/93	L	Arizona	0-1	Women's College World Series	Oklahoma City, Okla.
1992	(7-0)				
5/15/92	W	Utah	1-0	NCAA Regionals	Sunset Field
5/16/92	W	Utah	7-2 (10 inn.)	NCAA Regionals	Sunset Field
5/21/92	W	Massachusetts	4-0	Women's College World Series	Oklahoma City, Okla.
5/23/92	W	California	10-0 (5 inn.)	Women's College World Series	Oklahoma City, Okla.
5/24/92	W	Fresno State	4-0	Women's College World Series	Oklahoma City, Okla.
5/24/92	W	Massachusetts	11-1 (5 inn.)	Women's College World Series	Oklahoma City, Okla.
5/25/92	W	Arizona	2-0	Women's College World Series	Oklahoma City, Okla.
1991	(6-2)				
5/17/91	W	Central Michigan	4-0	NCAA Regionals	Sunset Field
5/18/91	W	Central Michigan	5-0	NCAA Regionals	Sunset Field
5/23/91	W	Florida State	1-0	Women's College World Series	Oklahoma City, Okla.
5/24/91	L	Arizona	0-1 (9 inn.)	Women's College World Series	Oklahoma City, Okla.
5/25/91	W	Missouri	5-0	Women's College World Series	Oklahoma City, Okla.
5/25/91	W	Long Beach State	1-0 (11 inn.)	Women's College World Series	Oklahoma City, Okla.
5/26/91	W	Fresno State	5-1 (13 inn.)	Women's College World Series	Oklahoma City, Okla.
5/26/91	L	Arizona	1-5	Women's College World Series	Oklahoma City, Okla.
1990	(7-1)				
5/18/90	W	Northern Iowa	2-0	NCAA Regionals	Sunset Field
5/19/90	W	Northern Iowa	4-0	NCAA Regionals	Sunset Field
5/23/90	W	Kent State	4-0	Women's College World Series	Oklahoma City, Okla.
5/25/90	W	Long Beach State	6-0	Women's College World Series	Oklahoma City, Okla.
5/26/90	W	Oklahoma State	2-1	Women's College World Series	Oklahoma City, Okla.
5/27/90	W	Florida State	3-0	Women's College World Series	Oklahoma City, Okla.
5/27/90	L	Fresno State	0-1	Women's College World Series	Oklahoma City, Okla.
5/28/90	W	Fresno State	2-0	Women's College World Series	Oklahoma City, Okla.

ALL-TIME NCAA TOURNAMENT RESULTS

DATE	W/L	OPPONENT	SCORE	POSTSEASON	SITE
1989	(7-0)				
5/19/89	W	Long Beach State	5-1	NCAA Regionals	Sunset Field
5/20/89	W	Long Beach State	3-0	NCAA Regionals	Sunset Field
5/24/89	W	South Carolina	3-0	Women's College World Series	Sunnyvale, Calif.
5/26/89	W	Cal Poly Pomona	9-0	Women's College World Series	Sunnyvale, Calif.
5/27/89	W	Oklahoma State	2-1	Women's College World Series	Sunnyvale, Calif.
5/27/89	W	Arizona	3-0	Women's College World Series	Sunnyvale, Calif.
5/28/89	W	Fresno State	1-0	Women's College World Series	Sunnyvale, Calif.
1988	(7-1)				
5/20/88	W	Cal State Fullerton	3-0	NCAA Regionals	Sunset Field
5/21/88	W	Cal State Fullerton	2-0	NCAA Regionals	Sunset Field
5/25/88	W	Northern Illinois	1-0	Women's College World Series	Sunnyvale, Calif.
5/27/88	W	Fresno State	6-1	Women's College World Series	Sunnyvale, Calif.
5/28/88	W	Arizona	5-0	Women's College World Series	Sunnyvale, Calif.
5/28/88	W	Cal Poly Pomona	4-1	Women's College World Series	Sunnyvale, Calif.
5/29/88	L	Fresno State	1-2	Women's College World Series	Sunnyvale, Calif.
5/29/88	W	Fresno State	3-0	Women's College World Series	Sunnyvale, Calif.
1987	(6-2)				
5/15/87	W	Long Beach State	1-0	NCAA Regionals	Sunset Field
5/16/87	W	Long Beach State	2-0	NCAA Regionals	Sunset Field
5/20/87	W	Arizona State	1-0 (9 inn.)	Women's College World Series	Omaha, Neb.
5/22/87	W	Nebraska	3-0	Women's College World Series	Omaha, Neb.
5/23/87	W	Texas A&M	1-0	Women's College World Series	Omaha, Neb.
5/23/87	W	Cal State Fullerton	1-0	Women's College World Series	Omaha, Neb.
5/24/87	L	Texas A&M	0-1	Women's College World Series	Omaha, Neb.
5/24/87	L	Texas A&M	1-4	Women's College World Series	Omaha, Neb.
1985	(7-2)				
5/16/85	L	Pacific	1-3	NCAA Regionals	Santa Maria, Calif.
5/17/85	W	Pacific	3-0	NCAA Regionals	Santa Maria, Calif.
5/17/85	W	Pacific	2-0	NCAA Regionals	Santa Maria, Calif.
5/22/85	W	Utah	1-0	Women's College World Series	Omaha, Neb.
5/24/85	L	Cal State Fullerton	0-2	Women's College World Series	Omaha, Neb.
5/25/85	W	Northwestern	1-0	Women's College World Series	Omaha, Neb.
5/25/85	W	Nebraska	3-0	Women's College World Series	Omaha, Neb.
5/26/85	W	Cal State Fullerton	1-0	Women's College World Series	Omaha, Neb.
5/26/85	W	Nebraska	2-1 (9 inn.)	Women's College World Series	Omaha, Neb.
1984	(7-1)				
5/17/84	W	Arizona State	1-0	NCAA Regionals	Mayfair Park
5/18/84	W	Arizona State	3-0	NCAA Regionals	Mayfair Park
5/23/84	W	Utah State	6-0	Women's College World Series	Omaha, Neb.
5/26/84	W	Northwestern	1-0 (9 inn.)	Women's College World Series	Omaha, Neb.
5/28/84	L	Texas A&M	0-2	Women's College World Series	Omaha, Neb.
5/28/84	W	Nebraska	1-0	Women's College World Series	Omaha, Neb.
5/29/84	W	Texas A&M	1-0	Women's College World Series	Omaha, Neb.
5/29/84	W	Texas A&M	1-0 (13 inn.)	Women's College World Series	Omaha, Neb.
1983	(5-2)				
5/13/83	W	Rhode Island	1-0	NCAA Regionals	Kingston, R.I.
5/14/83	W	Rhode Island	1-0	NCAA Regionals	Kingston, R.I.
5/26/83	W	Missouri	1-0	Women's College World Series	Omaha, Neb.
5/26/83	W	Louisiana Tech	8-0	Women's College World Series	Omaha, Neb.
5/28/83	L	Cal State Fullerton	1-6	Women's College World Series	Omaha, Neb.
5/28/83	W	South Carolina	2-1	Women's College World Series	Omaha, Neb.
5/29/83	L	Texas A&M	0-1	Women's College World Series	Omaha, Neb.
1982	(7-0)				
5/14/82	W	Wyoming	4-0	NCAA Regionals	Mayfair Park
5/15/82	W	Wyoming	5-0	NCAA Regionals	Mayfair Park
5/27/82	W	Oklahoma State	2-1	Women's College World Series	Omaha, Neb.
5/29/82	W	Western Michigan	1-0	Women's College World Series	Omaha, Neb.
5/29/82	W	Arizona State	1-0	Women's College World Series	Omaha, Neb.
5/30/82	W	Cal State Fullerton	1-0	Women's College World Series	Omaha, Neb.
5/31/82	W	Fresno State	2-0	Women's College World Series	Omaha, Neb.

THE LAST TIME UCLA ...

Won 10+ consecutive games:	12 games, March 26-April 13, 2025
Won 15+ consecutive games:	25 games, March 25-May 12, 2023
Won 20+ consecutive games:	25 games, March 25-May 12, 2023
Won 25+ consecutive games:	25 games, March 25-May 12, 2023
Won 26+ consecutive games:	35 games, Feb. 3-March 30, 2001
Won 10+ consecutive conf. games (excl. tourn.):	20 games, March 25, 2023-March 10, 2024
Won 15+ consecutive conf. games (excl. tourn.):	20 games, March 25, 2023-March 10, 2024
Won 10+ consecutive home games:	24 games, April 28, 2024-April 30, 2025
Won 15+ consecutive home games:	24 games, April 28, 2024-April 30, 2025
Won 20+ consecutive home games:	24 games, April 28, 2024-April 30, 2025
Won 25+ consecutive home games:	25 games, March 3, 2020-April 23, 2021
Won 10+ consecutive road games:	12 games, March 25-May 1, 2023
Won 15+ consecutive road games:	22 games, March 29, 2018-April 20, 2019
Won 20+ consecutive road games:	22 games, March 29, 2018-April 20, 2019
Had a true walk-off win:	W, 5-4 vs. Indiana (5/8/25)
Scored 10+ runs in a game:	12 vs. UC Santa Barbara (5/18/25)
Scored 15+ runs in a game:	15 vs. Northwestern (5/3/25)
Scored 20+ runs in a game:	26 vs. Weber State (3/1/25)
Scored 10+ runs in consecutive games:	2 games, May 17-18, 2025
Scored 10+ runs in 3+ consecutive games:	3 games, March 6-8, 2025
Scored 10+ runs in 4+ consecutive games:	4 games, March 9-11, 2018
Scored 10+ runs in 5 consecutive games:	Never happened
Allowed 10+ runs in a game:	10 vs. No. 7 Florida State (2/16/24)
Allowed 15+ runs in a game:	16 vs. No. 8 Texas (2/10/24)
Scored 5+ runs in an inning:	6 vs. San Diego State (Top 6th, 5/17/25)
Scored 6+ runs in an inning:	6 vs. San Diego State (Top 6th, 5/17/25)
Scored 7+ runs in an inning:	7 at Cal Baptist (Top 3rd, 4/8/25)
Scored 8+ runs in an inning:	8 vs. No. 21 Ohio State (Bottom 2nd, 4/4/25)
Scored 9+ runs in an inning:	9 vs. Weber State (Bottom 3rd, 3/1/25)
Scored 10+ runs in an inning:	11 vs. Cal Poly (Top 2nd, 3/4/23)
Scored 12+ runs in an inning:	12 vs. CSU Bakersfield (Bottom 1st, 2/10/23)
Shut out an opponent:	W, 10-0 vs. San Diego State (5/17/25)
Shut out an opponent on the road:	W, 8-0 at No. 5 Oregon (4/19/25)
Shut out consecutive opponents:	2 games, March 26-28, 2025
Shut out 3+ consecutive opponents:	4 games, March 8-14, 2025
Shut out 4+ consecutive opponents:	4 games, Feb. 7-8, 2025
Shut out 5+ consecutive opponents:	5 games, March 8-12, 2006
Shut out 6+ consecutive opponents:	9 games, Feb. 21-March 1, 2003
Shut out a ranked opponent at home (NFCA):	W, 7-0 vs. No. 21 Ohio State (4/5/25)
Shut out a ranked opponent on the road (NFCA):	W, 8-0 at No. 5 Oregon (4/19/25)
Was shut out:	L, 2-0 vs. Michigan (5/10/25)
Was shut out at home:	L, 8-0 vs. Northwestern (5/2/25)
Was shut out in consecutive games:	April 9-10, 2022 at Stanford
Swept a three-game conference series:	April 26-28, 2025 at Michigan
Swept a three-game conference series on the road:	April 26-28, 2025 at Michigan
Swept back-to-back three-game conference series:	3 series, March 14-April 13, 2025
Swept three straight three-game conference series:	3 series, March 14-April 13, 2025
Swept four straight three-game conference series:	5 series, March 31-April 30, 2023
Swept five straight three-game conference series:	5 series, March 31-April 30, 2023
Was swept in a three-game conference series:	March 17-19, 2017 vs. No. 20 Utah
Was swept in a three-game conference home series:	March 17-19, 2017 vs. No. 20 Utah
Was swept in a three-game conference road series:	April 27-29, 2012 at No. 1 California
Hit back-to-back home runs:	Jordan Woolery and Megan Grant vs. UC Santa Barbara (5/18/25)
Hit back-to-back home runs:	K. Washington, S. Pola and A. Jordan vs. Auburn (2/19/22)
Hit 3+ home runs in an inning:	3 vs. DePaul (March 2, 2024)
Hit 4+ home runs in an inning:	Has not happened over the last eight seasons
Hit 4+ home runs in a game:	4 vs. Ohio State (4/4/25)
Hit 5+ home runs in a game:	5 at No. 24 Arizona (4/16/23)
Hit 6+ home runs in a game:	6 vs. Weber State (2/11/17)
Hit 7 home runs in a game:	7 at Arizona (4/19/13)
Hit 2+ grand slams in a game:	2 vs. No. 21 Ohio State (4/4/25)
Recorded 15+ hits in a game:	15 vs. Northwestern (5/3/25)
Recorded 20+ hits in a game:	21 at Stanford (4/28/17)
Record 10+ hits in 5+ consecutive games:	5 games, April 29-May 5, 2023
Recorded 10+ hits 6+ consecutive games:	7 games, May 11-25, 2017
Hit around the order in an inning:	Top 6th vs. San Diego State (5/17/25)
Hit around the order in an inning twice in the same game:	3rd & 4th innings vs. Weber State (3/1/25)
Stole 4+ bases in a game:	8 vs. Loyola Marymount (5/5/23)
Stole 5+ bases in a game:	6 vs. Saint Mary's (3/4/19)
Stole 6+ bases in a game:	6 vs. Saint Mary's (3/4/19)
Stole 7+ bases in a game:	8 vs. Hampton (2/7/14)
Stole 10 bases in a game:	10 vs. Canisius (5/18/00)
Drew 5+ walks in a game:	5 vs. Indiana (5/8/25)
Drew 7+ walks in a game:	8 vs. Long Beach State (4/22/25)
Drew 8+ walks in a game:	8 vs. Long Beach State (4/22/25)
Drew 10+ walks in a game:	11 vs. No. 7 Florida State (2/16/24)

Defeated a No. 1-ranked opponent (NFCA):	W, 7-3 vs. No. 1 Oklahoma (6/6/22)
Defeated a ranked opponent at home (NFCA):	W, 7-0 vs. No. 21 Ohio State (4/4/25)
Defeated a ranked opponent on the road (NFCA):	W, 8-0 at No. 5 Oregon (4/19/25)
Lost to a ranked opponent at home (NFCA):	L, 8-4 vs. No. 19 Arizona (4/27/24)
Lost to ranked opponent on the road (NFCA):	L, 9-0 at No. 5 Oregon (4/20/25)
Won 3+ consecutive run-rule games:	3 games, May 16-18, 2025
Won 4+ consecutive run-rule games:	4 games, March 30-April 4, 2025
Won 5+ consecutive run-rule games:	5 games, Feb. 7-9, 2025
Won 6+ consecutive run-rule games:	6 games, March 4-11, 2018
Was run-ruled:	L, 8-0 (6 inn.) vs. Northwestern (5/2/25)
Lost consecutive run-rule games:	2 games, Feb. 10-11, 2024
Lost 3+ consecutive run-rule games:	Never happened
Won an extra-inning game:	W, 4-3 (8 inn.) at Michigan (4/27/25)
Lost an extra-inning game:	L, 9-8 (10 inn.) vs. No. 12 Arizona (3/1/25)
Was No-Hit:	L, 6-0 vs. No. 3 Alabama (6/4/21)
Was Perfect-Gamed:	L, 6-0 vs. No. 3 Alabama (6/4/21)
Turned three double plays in a game:	3, at No. 4 Oregon (5/28/16)
Overcame a 4-run deficit and won:	4 runs, at Michigan (4/28/25)
Overcame a 5-run deficit and won:	7 runs, vs. No. 19 Arizona (4/28/24)
Overcame a 6-run deficit and won:	7 runs, vs. No. 19 Arizona (4/28/24)
Overcame a 7-run deficit and won:	7 runs, vs. No. 19 Arizona (4/28/24)
Overcame an 8-run deficit and won:	Never happened
THE LAST TIME A BRUIN HITTER ...	
Had a 10-game hitting streak (single season):	13, Jordan Woolery (2/7/25-2/21/25)
	10, Jessica Clements (2/27/25-3/8/25)
	10, Savannah Pola (3/6/25-3/22/25)
	10, Savannah Pola (3/30/25-4/18/25)
Had a 15-game hitting streak (single season):	15, Aaliyah Jordan (2/7/20-2/27/20)
Had a 20-game hitting streak (single season):	21, Bubba Nickles (3/31/19-5/19/19)
Had a 25-game hitting streak (single season):	29, Natasha Watley (2002)
Had a 30-game hitting streak (single season):	30, Natasha Watley (2001)
Recorded 4+ hits in a game:	4, Savannah Pola at San Diego State (3/8/25)
Recorded 5+ hits in a game:	5, Delaney Spaulding at No. 22 Arizona State (5/12/17)
Recorded in 5+ RBI in a game:	5, Alexis Ramirez vs. UC Santa Barbara (5/19/25)
Recorded 6+ RBI in a game:	Alexis Ramirez vs. Northwestern (5/3/25)
Recorded 7+ RBI in a game:	7, Megan Grant vs. No. 21 Ohio State (4/4/25)
Recorded 8 RBI in a game:	Sofia Mujica vs. Weber State (3/1/25)
Scored 3+ runs in a game:	3, Jessica Clements vs. San Diego State (5/19/25)
Scored 4+ runs in a game:	4, two players vs. Weber State (3/1/25)
Scored 5 runs in a game:	Delaney Spaulding at Arizona State (5/12/17)
Hit 2+ home runs in a game:	2, Alexis Ramirez vs. Northwestern (5/3/25)
Hit 3 home runs in a game:	Monica Harrison at No. 4 Arizona State (4/26/09)
Hit a grand slam:	Megan Grant vs. Washington (4/11/25)
Hit a pinch-hit grand slam:	Sofia Mujica at Maryland (3/30/25)
Hit grand slams in back-to-back games:	Megan Grant (4/8/25-4/11/25)
Hit an inside-the-park home run:	Briana Perez vs. Robert Morris (3/8/19)
Hit a leadoff home run:	Maya Brady vs. No. 14 Georgia (5/23/24)
Hit a pinch-hit home run:	Sofia Mujica at Maryland (3/30/25)
Recorded 2+ doubles in a game:	2, Jessica Clements vs. Northwestern (5/3/25)
Recorded 3+ doubles in a game:	3, Aaliyah Jordan vs. Liberty (3/19/19)
Recorded 2 doubles in the same inning:	Savannah Pola, Bottom 1st vs. San Diego (3/11/25)
Bunted for a double:	Savannah Pola vs. No. 21 Ohio State (4/4/25)
Hit for the cycle:	Never happened
Drew 3+ walks in a game:	3, Jordan Woolery vs. Virginia (2/16/25)
Drew 4+ walks in a game:	4, Colleen Sullivan at No. 21 Arizona State (4/6/19)
Stole 3+ bases in a game:	3, Kelli Godin vs. Saint Mary's (3/24/19)
Homered in three straight games:	4 games, Megan Grant (April 2025)
Homered in four straight games:	4 games, Megan Grant (April 2025)
Homered in five straight games:	5 games, Megan Grant (March 2025)
^ True walk-off homer:	Aaliyah Jordan vs. San Diego State (5/5/23)
^ True walk-off homer vs. a ranked opponent (NFCA):	Rachel Garcia vs. No. 2 Washington (6/2/23)
^ True walk-off hit:	Savannah Pola vs. No. 15 Virginia Tech (5/20/24)
^ True walk-off hit vs. a ranked opponent (NFCA):	Savannah Pola vs. No. 15 Virginia Tech (5/20/24)
^ "True" denotes the walk-off did not occur in run-rule fashion.	
THE LAST TIME A BRUIN PITCHER ...	
Struck out 10+ batters:	13, Kaitlyn Terry vs. No. 19 Nebraska (5/9/25)
Struck out 15+ batters:	15, Taylor Tinsley at No. 5 Stanford (4/19/24)
Struck out 20+ batters:	23, Anjelica Selden vs. Mississippi (13.2 innings, 3/4/05)
7.0+ inning CG SHO:	7.0, Taylor Tinsley vs. No. 21 Ohio State (4/5/25)
7.0+ inning CG SHO vs. a ranked opponent (NFCA):	7.0, Taylor Tinsley at No. 21 Ohio State (4/19/24)
Threw a no-hitter:	Jada Cecil vs. Long Beach State (4/22/25)
Seven-inning no-hitter:	Taylor Tinsley at San Diego State (3/8/25)
Seven-inning no-hitter vs. a ranked opponent (NFCA):	Holly Azevedo vs. No. 9 Arizona (3/20/22)
Threw a perfect game:	Megan Faraimo vs. CSU Bakersfield (3/11/22)
Threw a perfect game vs. a ranked opponent (NFCA):	Never happened
Seven-inning perfect game:	Heather Compton vs. Central Michigan (5/17/91)
Combined perfect game/no-hitter:	Megan Faraimo/Lauren Shaw vs. Pennsylvania (3/10/22)
Allowed 5+ walks:	6, Jada Cecil vs. No. 8 Texas (2/10/24)
Allowed 6+ walks:	6, Jada Cecil vs. No. 8 Texas (2/10/24)

SINGLE-GAME HIGHS

TEAM HIGHS

BATTING

At bats:	36 vs. Arizona (March 1)
Runs scored:	26 vs. Weber State (March 1)
Hits:	21 vs. Weber State (March 1)
RBI:	25 vs. Weber State (March 1)
Doubles:	7 vs. Weber State (March 1)
Triples:	2 vs. San Diego State (May 17)
Home runs:	4 vs. Ohio State (April 4)
	4 vs. IU Indianapolis (Feb. 7)
Total bases:	39 vs. Weber State (March 1)
Walks:	9 at Maryland (March 28)
Strikeouts:	11 vs. Nebraska (May 10)
Sac flies:	2 (four times)
Stolen bases:	3 (four times)
Hit by pitch:	4 vs. LMU (March 6)
Caught stealing:	1 (seven times)
Runners LOB:	11 at Iowa (March 23)
	11 vs. Virginia (Feb. 15)
Hit into DP:	3 at Oregon (April 20)
	3 at Maryland (March 29)

FIELDING

Putouts:	29 vs. Arizona (March 1)
Assists:	16 vs. Notre Dame (Feb. 27)
Errors:	4 vs. Northwestern (May 2)
Passed balls:	3 at Michigan (April 28)
Double plays turned:	2 at Michigan (April 28)

PITCHING

Innings pitched:	9.2 vs. Arizona (March 1)
Runs allowed:	9 at Oregon (April 20)
	9 vs. Arizona (March 1)
Earned runs allowed:	8 at Michigan (April 28)
	8 at Oregon (April 20)
Walks allowed:	5 at Michigan (April 27)
Strikeouts:	16 vs. IU Indianapolis (Feb. 7)
Hits allowed:	13 vs. Arizona (March 1)
Doubles allowed:	2 (six times)
Triples allowed:	2 vs. Virginia (Feb. 16)
Homers allowed:	4 vs. Northwestern (May 3)
	4 at Michigan (April 28)
Wild pitches:	2 at Oregon (April 20)
	2 at Iowa (March 23)
	2 vs. Arizona (March 1)
Hit batters:	2 (seven times)

INDIVIDUAL HIGHS

BATTING

At bats:	5 (six times)
Runs scored:	4, Rylee Slimp vs. Weber State (March 1)
	4, Savannah Pola vs. Weber State (March 1)
Hits:	4, Savannah Pola at San Diego State (March 8)
	4, Savannah Pola vs. Weber State (March 1)
RBI:	8, Sofia Mujica vs. Weber State (March 1)
Doubles:	2 (nine times)
Triples:	1 (13 times)
Home runs:	2, Alexis Ramirez vs. Northwestern (May 3)
	2, Megan Grant vs. Washington (April 11)
	2, Megan Grant vs. Ohio State (April 4)
	2, Megan Grant at Iowa (March 22)
	2, Jordan Woolery at LMU (March 9)
	2, Sofia Mujica vs. Weber State (March 1)
	2, Jordan Woolery vs. Utah (Feb. 28)
Total bases:	9, Alexis Ramirez vs. Northwestern (May 3)
	9, Megan grant vs. Iowa (March 22)
Walks:	3, Jordan Woolery vs. Virginia (Feb. 16)
Strikeouts:	3, Jessica Clements vs. Nebraska (May 9)
	3, Sofia Mujica vs. Arizona (March 1)
Sac hits:	1 (14 times)
Sac flies:	1 (24 times)
Stolen bases:	2, Kaitlyn Terry at Michigan (April 28)
	2, Kaitlyn Terry vs. Washington (April 13)
	2, Jessica Clements vs. UC Riverside (Feb. 9)
Hit by pitch:	2 (five times)
Caught stealing:	1 (seven times)
Runners LOB:	5, Seneca Curo vs. Virginia (Feb. 16)

FIELDING

Putouts:	16, Sofia Mujica vs. IU Indianapolis (Feb. 7)
Assists:	7, Kaniya Bragg at Oregon (April 19)
Errors:	2, Seneca Curo vs. Cal State Fullerton (Feb. 28)
	2, Seneca Curo vs. Lehigh (Feb. 8)
Passed balls:	2, Maggie Daniel at Michigan (April 28)

PITCHING

Innings pitched:	8.2, Kaitlyn Terry vs. Arizona (March 1)
Runs allowed:	8, Kaitlyn Terry vs. Northwestern (May 3)
Earned runs allowed:	7, Kaitlyn Terry vs. Northwestern (May 3)
Walks allowed:	4 (six times)
Strikeouts:	14, Kaitlyn Terry vs. Missouri (Feb. 20)
	14, Taylor Tinsley vs. IU Indianapolis (Feb. 7)
Hits allowed:	10, Addisen Fisher vs. Washington (April 11)
	10, Kaitlyn Terry vs. Arizona (March 1)
Doubles allowed:	2 (five times)
Triples allowed:	2, Taylor Tinsley vs. Virginia (Feb. 16)
Homers allowed:	4, Kaitlyn Terry vs. Northwestern (May 3)
Wild pitches:	2, Kaitlyn Terry at Oregon (April 20)
	2, Kaitlyn Terry at Iowa (March 23)
Hit batters:	2 (six times)

HEAD COACH KELLY INOUEY-PEREZ



THE SHELLY CARLIN UCLA HEAD SOFTBALL COACH KELLY INOUEY-PEREZ

Hometown..... Los Angeles, Calif.
Alma Mater UCLA, 1993
High School Gahr High School
Family..... Husband, Gerardo
..... Son, Mikey
..... Daughter, Kylie

YEARS AT UCLA

Head Coach (2007-Pres.).....870-219-1 (.798)
Assistant Coach (1994-2006).....617-150-1 (.804)
Player (1989-1993)270-25 (.915)
Total (37 seasons).....1,757-394-2 (.816)
Postseason Head Coaching Record:.....89-34 (.725)

CAREER ACCOLADES

- UCLA Athletic Hall of Famer (Class of 2022)
- 8-time NCAA Champion
 - 2x as head coach, 3x as assistant coach, 3x as player
- 10 Women's College World Series appearances
- 5-time Pac-10/12 Regular-Season Champion
- 2-time NFCA National Coaching Staff of the Year ('10, '19)
- 7-time NFCA Regional Coaching Staff of the Year
- 4-time Pac-10/12 Coach of the Year ('09, '21, '23, '24)
- 2-time Honda Cup winner Rachel Garcia
- 3-time USA Softball Player of the Year Rachel Garcia
- Produced 46 NFCA All-America awards (22 First Team)
- Produced 102 NFCA All-Region awards (67 First Team)
- Produced 8 Pac-10/12 Player of the Year awards
- Produced 3 Pac-12 Pitcher of the Year awards
- Produced 6 Pac-12 Freshman of the Year awards
- Produced 96 All-Conference Team accolades (70 First Team)
(excl. Honorable Mention, All-Freshman and All-Defensive Teams)
- Produced 4 Olympians (Garcia, Nickles, Spaulding, Carda)

COACH I VS. BIG TEN

School	Record	School	Record
Illinois	3-1	Northwestern	11-4 (1-2 B1G)
Indiana	3-0	Ohio State	5-1 (2-0 B1G)
Iowa	3-1 (1-1 B1G)	Oregon	39-21 (1-2 B1G)
Maryland	9-0 (3-0 B1G)	Penn State	0-0
Michigan	8-7 (3-0 B1G)	Purdue	4-1 (3-0 B1G)
Michigan State	3-0	Rutgers	2-0
Minnesota	4-0	Washington	37-20 (3-0 B1G)
Nebraska	8-0	Wisconsin	3-0
TOTAL			143-56 (17-5 B1G)

UCLA Athletic Hall of Famer Kelly Inouye-Perez begins her 19th season as The Shelly Carlin UCLA Head Softball Coach as the Bruins transition into the Big Ten Conference in 2025. She owns an overall record of 818-209-1 (.796) through 18 campaigns. Inouye-Perez, who is the only person to have won an NCAA Softball Championship as both a player and coach, led the Bruins to their 12th and 13th national titles as head coach in 2010 and 2019.

Inouye-Perez officially took over from Sue Enquist as the third head coach in program history on Jan. 1, 2007. Including her 13 years as an assistant coach (1994-06) and five years as a player (1989-93), this marks Inouye-Perez's 37th consecutive season in Westwood.

Ten times, most recently in 2024, the Bruins have reached the Women's College World Series under Inouye-Perez, including a stretch of seven straight appearances from 2015 to 2022. UCLA has made the NCAA Tournament in all 17 possible seasons under Inouye-Perez and holds an 86-34 record (.717) in the postseason, including a 20-16 mark in the WCWS. Inouye-Perez claimed her fifth Pac-10/12 Conference regular season title and first Pac-12 Tournament championship in UCLA's final year as a member of the league in 2024. Her five Pac-10/12 regular season titles rank third-most in conference history behind Arizona's Mike Candrea (10) and Enquist (7). Inouye-Perez closed her time in the Pac-12 leading active head coaches with 276 conference victories and ranking second with 818 overall victories.

Entering 2025, Inouye-Perez ranks second among active NCAA softball head coaches and seventh all-time with a .796 winning percentage. In addition, UCLA has been ranked in the National Fastpitch Coaches Association (NFCA) Poll for all 279 weeks with Inouye-Perez at the helm, including 20 weeks at No. 1.

Numerous Bruins have garnered national, regional and conference recognition over Inouye-Perez's 18 seasons as head coach. Rachel Garcia was a three-time winner of the Honda Sport Award (2021, 2019, 2018) and softball's first two-time winner of the Honda Cup (2021, 2019), which is given to the best female athlete across all collegiate sports. Garcia was also a two-time winner of the prestigious USA Softball Collegiate Player of the Year award and earned NFCA National Player of the Year in 2018. Inouye-Perez has directed 26 NFCA All-Americans to 46 total citations, including 12 players to 22 First Team plaudits. The Bruins have earned at least one NFCA All-America honor in all 17 possible seasons with Inouye-Perez as head coach. Additionally, Inouye-Perez has coached 43 players to 94 total NFCA All-Region honors.

Four UCLA student-athletes have hauled in eight Pac-10/12 Player of the Year awards since Inouye-Perez took the reins of the program. Garcia became one of five players in conference history to win the Pac-10/12 Player of the Year trophy three times (2021, 2019, 2018). Two of Inouye-Perez's players – Maya Brady (2024, 2023) and Ally Carda (2015, 2014) – have repeated as Pac-12 Player of the Year. Since 2007, UCLA has totaled three Pac-12 Pitcher of the Year awards with Garcia winning the honor in 2019 and Megan Faraimo becoming the first Bruin to secure the award in back-to-back seasons in 2022 and 2023. UCLA has also won seven Pac-12 Freshman of the Year awards under Inouye-Perez, and has taken home the award in five of the last seven possible seasons (excludes 2020). Briana Perez became the first Bruin to win Pac-12 Defensive Player of the Year in 2022. Forty-three players have collected a total of 92 All-Pac-10/12 Team selections in the Inouye-Perez era, and 34 of those athletes have received 66 First Team accolades (excl. honorable mention). Four of her players are four-time All-Conference First Team recipients: Garcia, Faraimo, Perez and Stephany LaRosa.

Four players who have competed in the Inouye-Perez era of UCLA softball have gone on to represent Team USA in the Olympics. Carda, Garcia, Bubba Nickles and Delaney Spaulding all donned the Red, White and Blue at the 2020 Tokyo Summer Olympics and brought home the silver medal.

Inouye-Perez and her staff have been consistently recognized for their efforts on and off the field. For the seventh time, Inouye-Perez's staff was awarded NFCA West Region Coaching Staff of the Year in 2024 after a return to the WCWS stage. UCLA has received the NFCA National CSOY honor twice under Inouye-Perez in 2010 and 2019. Inouye-Perez was an assistant coach on the 2000 and 2004 staffs under Enquist that won the NFCA West Region CSOY award. In 2024, Inouye-Perez was awarded Pac-12 Coach of the Year for the fourth time in her career, which is tied for second-most in the history of the flagship softball conference.

Inouye-Perez became the 20th member of the UCLA softball program to be enshrined in the UCLA Athletic Hall of Fame in 2022.

NCAA WINNINGEST COACHES OF ALL-TIME (entering 2025)

Div. 1 Active Coaches, By %

minimum five years, 200 wins

1. Patty Gasso, Oklahoma	.811
2. Kelly Inouye-Perez, UCLA	.796
3. Tim Walton, Florida	.785
4. Mike White, Texas	.783
5. Gerry Glasco, Texas Tech	.773
6. Patrick Murphy, Alabama	.768
7. Karen Weekly, Tennessee	.749
8. Pete D'Amour, Virginia Tech	.735
9. Shanon Hays, Grand Canyon	.730
10. Heather Tarr, Washington	.724

Div. 1 All-Time, By %

minimum 10 years, 500 wins

1. Sue Enquist, UCLA	.835
2. Sharron Backus, UCLA	.831
3. Patty Gasso, Oklahoma (active)	.811
4. Stefni Lotief, Louisiana	.806
5. Michael Lotief, Louisiana	.804
6. Clint Meyers, Arizona State/Auburn	.803
7. Kelly Inouye-Perez, UCLA (active)	.796
8. Mike Candrea, Arizona	.793
9. Tim Walton, Wichita State/Florida (active)	.785
10. Mike White, Oregon/Texas (active)	.783

KELLY INOUEY-PEREZ'S HEAD COACHING RECORD

Year	Record	Pct.	Conf. Record	Pct.	Finish	Postseason
2007	37-18	.673	12-9 (Pac-10)	.571	t-3rd	1-2 (t-17th - Regionals)
2008	51-9	.850	17-4 (Pac-10)	.810	2nd	6-2 (t-5th - WCWS)
2009	45-11	.804	16-5 (Pac-10)	.762	1st	4-2 (t-9th - Super Regionals)
2010	50-11	.820	14-7 (Pac-10)	.667	2nd	10-0 (1st - National Champions)
2011	36-19	.655	9-12 (Pac-10)	.429	t-6th	3-2 (t-17th - Regionals)
2012	36-20	.643	12-12 (Pac-12)	.500	t-4th	0-2 (t-17th - Regionals)
2013	40-20	.667	10-14 (Pac-12)	.417	t-5th	3-2 (t-17th - Regionals)
2014	52-8	.867	19-5 (Pac-12)	.792	2nd	4-2 (t-9th - Super Regionals)
2015	51-12	.810	19-5 (Pac-12)	.792	2nd	6-2 (t-5th - WCWS)
2016	40-16-1	.711	16-5-1 (Pac-12)	.727	2nd	5-3 (t-7th - WCWS)
2017	48-15	.762	16-8 (Pac-12)	.667	t-3rd	6-2 (t-5th - WCWS)
2018	58-7	.892	20-4 (Pac-12)	.833	2nd	8-3 (t-3rd - WCWS)
2019	56-6	.903	20-4 (Pac-12)	.833	t-1st	10-1 (1st - National Champions)
2020	25-1	.962	—	—	—	season canceled due to COVID-19
2021	47-7	.870	19-2 (Pac-12)	.905	1st	6-3 (t-3rd - WCWS)
2022	51-10	.836	19-5 (Pac-12)	.792	2nd	8-2 (t-3rd - WCWS)
2023	52-7	.881	21-3 (Pac-12)	.875	1st	0-2 (t-17th - Regionals)
2024	43-12	.782	17-4 (Pac-12)	.810	1st	6-2 (t-5th - WCWS)
TOTALS	818-209-1	.796	276-108-1	.717		17 NCAA Tournament Appearances, 12 Super Regionals 10 WCWS Appearances, 2 NCAA Championships

UCLA's SUPPORT STAFF

**KIRK WALKER**

**Director of Softball
Administration**

1st Season (24th Overall)

Alma Mater: UCLA '88

- One of the most visible and vocal advocates for diversity and inclusion in sports.

- Transitions into a new role in his 24th year at UCLA in 2025 as the Director of Softball Administration.
- Spent 23 years as an assistant coach and associate head coach at UCLA from 1984-94 and 2013-22.
- Instrumental in building the foundation for the UCLA softball dynasty, winning a total of seven NCAA Championships and making 18 Women's College World Series appearances.
- Won NCAA titles at UCLA in 1984, '85, '88, '89, '90 and '19.
- Finished his UCLA coaching career with an 828-156-1 record (.840), 11 conference regular season titles and one Pac-12 Tournament championship.
- A member of the 2019 NFCA National CSOY and six-time member of the NFCA West Region CSOY.
- Helped UCLA student-athletes to 61 NFCA All-America awards, three Honda Cups, 10 Honda Sport Awards, two USA Softball Player of the Year awards, four Pac-10/12 Player of the Year awards, 127 all-conference selections and 11 CoSIDA/CSC Academic All-America honors.
- Started his coaching career as a freshman undergraduate assistant in his first stint at UCLA in 1984 before leaving to be the head coach at Oregon State.
- Was the Oregon State Head Coach for 18 seasons from 1995-2012 and still stands as the all-time winningest coach in program history with a 594-490-3 record (.548).
- Two-time Pac-10 Coach of the Year at Oregon State ('99, '05).
- Helped the Beavers register reach the NCAA Tournament 10 times and register eight 40-win seasons.
- In 2006, Walker led Oregon State to its first WCWS appearance and posted a school-record, 28-game winning streak.
- A founder of the Equality Coaching Alliance and the LGBTQ+ Human Rights Sports Coalition and serves as a founding board member for the non-profit Sports Equality Foundation.
- Named one of the top 100 most powerful and influential LGBTQ people in sports by Outsports.com in 2024.
- Co-founder and owner for college softball's premier early-season tournament, the Mary Nutter Collegiate Classic, which has brought thousands of fans to the Palm Springs area to inspire future generations of female athletes.
- Four-year member on the NFCA Executive Board.

**WILL OLDHAM**

**Director of Player
Development & Data Analytics**

3rd Season

- Enters his third season on staff and first as a full-time member in 2025, serving as the Director of Player Development and Data Analytics.

- Previously operated as a volunteer in the same position in 2024 and a volunteer assistant coach in 2023.
- A member of the NFCA West Region CSOY.
- Specializes in scouting and working with the Bruins' hitters.
- Owns a record of 95-19 (.833), two Pac-12 regular season titles, a Pac-12 Tournament championship and one WCWS appearance over his past two seasons.
- Coached softball at the high school level in his home community of Palm Springs. Also coached UCLA softball summer camps before joining the staff.

UCLA's HALL-OF-FAME COACHING STAFF

UCLA softball's coaching core has remained intact since the inception of the program in 1975. The nexus of the Bruin coaching tree includes Sharron Backus, Sue Enquist, Kelly Inouye-Perez, Lisa Fernandez and Kirk Walker. Both Backus and Enquist are inducted into the NFCA and International Women's Sports Hall of Fames.

With Enquist, Inouye-Perez and Fernandez all playing under Backus, and Walker getting his start as a freshman student manager under Backus in 1984, all five coaches are inextricably connected to the program's beginning. This is one of the many reasons for UCLA's renown strength in culture and alumni network.

**LISA FERNANDEZ**

The Mark Kalmansohn UCLA Associate Head Softball Coach, 27th season

Alma Mater: UCLA '95

- One of the greatest players in softball history, Fernandez begins her 27th season on the UCLA coaching staff and third season as associate head coach (1997-99; 2007-Pres.).
- Beginning in 2024, her responsibilities have shifted to the Bruins' hitters and infielders while also managing the team's recruiting efforts.

- In her previous 26 years on staff, UCLA has claimed five NCAA Championships in 1999, '03, '04, '10 and '19, made 12 Women's College World Series appearances, won seven Pac-10/12 Conference regular-season titles and one Pac-12 Tournament championship.
- Honored on the NFCA National CSOY three times in 2004, '10 and '19 and NFCA Regional CSOY eight times.
- Taking on a new endeavor as one of four general managers in the inaugural year of the Athletes Unlimited Softball League in June 2025.
- Prior to 2024, Fernandez's primary coaching responsibility was in the Bruins' bullpen where she coached 10 UCLA hurlers to 21 NFCA All-America awards. UCLA finished top 10 nationally and top two in the Pac-12 in earned run average in each of her final five seasons as pitching coach from 2019-23. Under her tutelage, Rachel Garcia won two Honda Cups, three Honda Sport Awards and two USA Softball Collegiate Player of the Year awards.
- A three-time Olympic gold medalist, having helped Team USA to victories as the winning pitcher in the 1996, 2000 and 2004 Olympic gold medal games. Overall, she achieved a 7-2 record throughout her Olympic career, allowing only 20 hits, seven walks and six runs (four earned) while striking out 93 over 74.2 innings.
- A two-time NCAA Champion in 1990 and 1992 and the first four-time NFCA First Team All-American in school history while starring for UCLA from 1990-93.
- The first softball student-athlete to win the Honda-Broderick Cup in 1993.
- Inducted into the UCLA Athletic, U.S. Olympic and National Softball Halls of Fame.

LISA FERNANDEZ UCLA CAREER PITCHING STATS

YEAR	ERA	W-L	APP	GS	CG	SH	SV	IP	H	R	ER	BB	SO
1990	0.25	11-1	15	12	12	8	0	83.0	33	6	3	10	51
1991	0.25	20-3	26	24	23	16	1	165.2	68	9	6	22	165
1992	0.14	29-0	30	27	27	22	0	196.1	77	7	4	25	220
1993	0.25	33-3	36	33	33	28	0	249.2	80	10	9	46	348
TOTAL	0.22	93-7	107	96	95	74	1	694.2	258	32	22	103	784

**ROB SCHWEYER**

**Assistant Coach
2nd Season**

- Enters his second season as UCLA's pitching coach in 2025.
- Helped UCLA turn a 3-4 start into a 43-12 finish and return to the WCWS in his first year with the program in 2024.

- A member of the NFCA West Region CSOY and Softball America National CSOY.
- Coached the Bruins' young pitching duo of freshman Kaitlyn Terry and Taylor Tinsley in 2024. Both broke out as rising stars in the circle, steering UCLA in its run to the WCWS.
- His pitchers have received two All-Pac-12 First Team honors, one Pac-12 Freshman of the Year award (Terry, 2024) and one NFCA National Pitcher of the Week award (Tinsley, April 2024).
- UCLA's 2024 pitching staff ranked second in the Pac-12 with a 2.70 earned run average.
- An active elite competitor in men's professional fastpitch the last 24 years, earning International Softball Congress (ISC) All-World First Team acclaim three times (2000, '01, '10).
- Competed for the Canada Men's Fastpitch National Team from 2000-04.
- Served as the strength and conditioning coach for the Chinese Olympic softball team which placed fifth in the 2008 Beijing Summer Games.
- Attended University of Western Ontario before leaving to play pro hockey in the East Coast Hockey League from 1998-08.

**MADILYN**

NICKLES-CAMARENA


**Assistant Coach
2nd Season**

Alma Mater: UCLA '21

- One of the most decorated hitters in UCLA softball history, Nickles begins her collegiate coaching career in 2025.


- Helped UCLA win its 12th NCAA Championship in 2019 as the team leader in hits (82), home runs (18), runs batted in (72) and slugging percentage (.714).
- Was an Olympic silver medalist at the 2020 Tokyo Summer Games for Team USA, playing two games and making one start in right field before returning to UCLA for the spring college season.
- Drafted with the 14th overall pick in the fourth round of the inaugural Athletes Unlimited Softball League (AUSL) Draft on Jan. 29.
- Named an NFCA Second Team All-American in 2019 and finished her UCLA playing career as a three-time All-Pac-12 recipient.
- Played professionally in the Athletes Unlimited League the past three summers where she was crowned the 2024 AUX Champion.
- Internationally, has played pro ball with the Toyota Motor Company for two seasons in 2022 and 2023 in Japan where she won a Diamond League Championship her final year.
- Four-year letterwinner at UCLA from 2017-21, playing 217 games (215 starts) with a .357 batting average (235 hits), 52 home runs, 181 RBI and 154 runs.
- Earned her bachelor's degree in sociology in 2021 and master's in John Wooden's Transformative Coaching and Leadership in 2024.

2025 TV/RADIO ROSTER



00

Sofia Mujica
FR · C/DP · 5-5 · R/R
San Diego, Calif.



4

Rylee Pinedo
JR · UTIL · 5-3 · L/R
Camarillo, Calif.




5

Savannah Pola
SR · UTIL · 5-4 · L/R
Santa Ana, Calif.



8

Jessica Clements
GR · OF · 5-9 · L/L
Salinas, Calif.



11

Seneca Curo
GR · INF · 5-7 · R/R
Barona, Calif.



13

Addisen Fisher
FR · P/UTIL · 5-11 · R/R
Bend, Ore.



14

Maggie Daniel
FR · C/UTIL · 5-8 · R/R
Hoover, Ala.




15

Jordan Woolery
JR · INF · 5-9 · R/R
Walnut Creek, Calif.




21

Aleena Garcia
FR · INF · 5-6 · R/R
Pico Rivera, Calif.



22

Taylor Stephens
SR · UTIL · 5-5 · R/R
Lynwood, Calif.



23

Taylor Tinsley
JR · P · 5-7 · R/R
Lawrenceville, Ga.



26

Jayla Castro
SR · C · 5-6 · R/R
Rocklin, Calif.



28

Alexis Ramirez
R-SO · C/UTIL · 5-4 · R/L
Whittier, Calif.



29

Rylee Slimp
FR · OF · 5-11 · L/R
Georgetown, Texas




30

Lauren Hatch
SR · OF · 5-6 · L/R
Sugar Land, Texas



31

Ramsey Suarez
JR · DP/INF · 5-6 · R/R
Temecula, Calif.



33

Kaniya Bragg
FR · INF/UTIL · 5-7 · R/R
Garden Grove, Calif.



43

Megan Grant
JR · UTIL · 5-10 · L/R
San Bruno, Calif.



44

Kate Blunt
SR · UTIL · 5-6 · R/R
Ladera, Calif.




51

Jada Cecil
SR · P · 5-10 · R/R
Temecula, Calif.



55

Kaitlyn Terry
SO · P/OF · 5-6 · L/L
Glendale, Ariz.



56

Liesl Osteen
SO · OF · 5-10 · L/R
Simi Valley, Calif.



Kelly Inouye-Perez
Head Coach
19th Season, 32nd Overall
UCLA '93



Lisa Fernandez
Associate Head Coach
27th Season · UCLA '95




Rob Schweyer
Assistant Coach
2nd Season



Madilyn Nickless-Camarena
Assistant Coach
1st Season · UCLA '21



Kirk Walker
Director of Administration
1st Season, 24th Overall
UCLA '88



Will Oldham
Director of Player
Development & Data Analytics
3rd Season

GAME-BY-GAME RESULTS

DATE	OPPONENT	W/L	SCORE	INNINGS	OVERALL	CONFERENCE	PITCHER OF RECORD	ATTENDANCE	TIME
Feb. 7	IU Indianapolis (DH-1)	W	8-0	6	1-0-0	0-0-0	Tinsley (W 1-0)	447	1:41
Feb. 7	IU Indianapolis (DH-2)	W	9-0	5	2-0-0	0-0-0	Terry (W 1-0)	447	1:29
Feb. 8	vs. Nevada	W	8-0	6	3-0-0	0-0-0	Fisher (W 1-0)	--	1:50
Feb. 8	vs. Lehigh	W	9-0	5	4-0-0	0-0-0	Terry (W 2-0)	--	1:20
Feb. 9	UC Riverside	W	10-2	6	5-0-0	0-0-0	Fisher (W 2-0)	560	1:58
Feb. 14	vs. (9) Oklahoma State	W	6-4	7	6-0-0	0-0-0	Terry (W 3-0)	4,456	1:59
Feb. 14	vs. Charlotte	W	10-0	5	7-0-0	0-0-0	Fisher (W 3-0)	4,456	1:22
Feb. 15	vs. (23) Kentucky	W	3-1	7	8-0-0	0-0-0	Terry (W 4-0)	4,610	2:30
Feb. 15	vs. (14) Alabama	W	6-3	7	9-0-0	0-0-0	Terry (W 5-0)	4,610	2:01
Feb. 16	vs. Virginia	L	6-7	7	9-1-0	0-0-0	Terry (L 5-1)	4,570	2:39
Feb. 20	vs. (22) Missouri	W	4-1	7	10-1-0	0-0-0	Terry (W 6-1)	--	1:53
Feb. 20	vs. (16) Nebraska	W	9-1	6	11-1-0	0-0-0	Tinsley (W 2-0)	--	2:13
Feb. 21	vs. (5) Tennessee	W	4-3	7	12-1-0	0-0-0	Terry (W 7-1)	--	2:10
Feb. 22	vs. Baylor	W	6-2	7	13-1-0	0-0-0	Fisher (W 4-0)	--	1:47
Feb. 22	vs. (10) Arkansas	W	9-1	6	14-1-0	0-0-0	Terry (W 8-1)	--	1:40
Feb. 23	vs. (11) Duke	L	0-1	7	14-2-0	0-0-0	Tinsley (L 2-1)	--	2:03
Feb. 27	vs. (5) LSU	L	1-2	7	14-3-0	0-0-0	Terry (L 8-2)	345	1:47
Feb. 27	vs. Notre Dame	W	7-2	7	15-3-0	0-0-0	Fisher (W 5-0)	345	2:15
Feb. 28	vs. Utah	W	16-4	6	16-3-0	0-0-0	Fisher (W 6-0)	500	2:13
Feb. 28	at Cal State Fullerton	W	6-2	7	17-3-0	0-0-0	Tinsley (W 3-1)	409	2:17
March 1	vs. Weber State	W	26-5	5	18-3-0	0-0-0	Fisher (W 7-0)	--	2:10
March 1	vs. (12) Arizona	L	8-9	(10)	18-4-0	0-0-0	Terry (L 8-3)	--	3:04
March 6	LMU	W	11-1	5	19-4-0	0-0-0	Terry (W 9-3)	140	1:30
March 7	Sacramento State	W	12-4	6	20-4-0	0-0-0	Cecil (W 1-0)	352	2:15
March 8	vs. Sacramento State	W	11-1	5	21-4-0	0-0-0	Fisher (W 8-0)	1312	1:40
March 8	at San Diego State	W	5-0	7	22-4-0	0-0-0	Tinsley (W 4-1)	1312	1:49
March 9	at LMU	W	12-0	5	23-4-0	0-0-0	Fisher (W 9-0)	100	1:55
March 11	San Diego	W	9-0	5	24-4-0	0-0-0	Terry (W 10-3)	368	1:40
March 14	Purdue	W	6-0	7	25-4-0	1-0-0	Tinsley (W 5-1)	507	1:58
March 15	Purdue	W	2-1	7	26-4-0	2-0-0	Terry (W 11-3)	637	1:38
March 16	Purdue	W	7-5	7	27-4-0	3-0-0	Terry (W 12-3)	713	2:18
March 22	at Iowa	W	8-0	6	28-4-0	4-0-0	Tinsley (W 6-1)	1375	2:05
March 23	at Iowa	L	4-7	7	28-5-0	4-1-0	Tinsley (L 6-2)	663	2:40
March 26	at Howard	W	10-0	5	29-5-0	4-1-0	Fisher (W 10-0)	723	1:42
March 28	at Maryland	W	9-0	5	30-5-0	5-1-0	Terry (W 13-3)	520	1:52
March 29	at Maryland	W	6-1	7	31-5-0	6-1-0	Tinsley (W 7-2)	1200	2:00
March 30	at Maryland	W	10-1	5	32-5-0	7-1-0	Fisher (W 11-0)	1004	1:54
April 1	CSUN	W	10-2	5	33-5-0	7-1-0	Tinsley (W 8-2)	500	1:48
April 1	UC San Diego	W	9-0	5	34-5-0	7-1-0	Cecil (W 2-0)	727	1:32
April 4	(21) Ohio State	W	14-6	5	35-5-0	8-1-0	Terry (W 14-3)	921	1:45
April 5	(21) Ohio State	W	7-0	7	36-5-0	9-1-0	Tinsley (W 9-2)	1348	1:45
April 8	at Cal Baptist	W	10-1	5	37-5-0	9-1-0	Terry (W 15-3)	390	1:46
April 11	Washington	W	7-4	7	38-5-0	10-1-0	Fisher (W 12-0)	789	2:02
April 12	Washington	W	7-2	7	39-5-0	11-1-0	Tinsley (W 10-2)	1348	1:58
April 13	Washington	W	6-5	7	40-5-0	12-1-0	Fisher (W 13-0)	1348	1:59
April 18	at (5) Oregon	L	1-3	7	40-6-0	12-2-0	Tinsley (L 10-3)	2373	1:53
April 19	at (5) Oregon	W	8-0	5	41-6-0	13-2-0	Fisher (W 14-0)	2517	2:02
April 20	at (5) Oregon	L	0-9	5	41-7-0	13-3-0	Terry (L 15-4)	2092	1:35
April 22	Long Beach State	W	9-0	5	42-7-0	13-3-0	Cecil (W 3-0)	653	1:47
April 26	at Michigan	W	5-3	7	43-7-0	14-3-0	Tinsley (W 11-3)	2432	2:05
April 27	at Michigan	W	4-3	8	44-7-0	15-3-0	Fisher (W 15-0)	2443	2:17
April 28	at Michigan	W	12-8	7	45-7-0	16-3-0	Fisher (W 16-0)	1171	2:43
April 30	Cal State Fullerton	W	4-2	7	46-7-0	16-3-0	Cecil (W 6-0)	383	2:12
May 2	Northwestern	L	0-8	6	46-8-0	16-4-0	Tinsley (L 11-4)	759	1:52
May 3	Northwestern	W	15-8	7	47-8-0	17-4-0	Terry (W 16-4)	786	2:28
May 4	Northwestern	L	3-5	7	47-9-0	17-5-0	Fisher (L 16-1)	1220	2:07
May 8	vs. Indiana	W	5-4	7	48-9-0	17-5-0	Tinsley (W 12-4)	450	2:23
May 9	vs. (19) Nebraska	W	4-2	7	49-9-0	17-5-0	Terry (W 17-4)	1417	2:11
May 10	vs. Michigan	L	0-2	7	49-10-0	17-5-0	Fisher (L 16-2)	1278	1:45
May 16	UC Santa Barbara	W	9-1	6	50-10-0	17-5-0	Tinsley (W 13-4)	1348	1:50
May 17	San Diego State	W	10-0	6	51-10-0	17-5-0	Terry (W 18-4)	1348	2:13
May 18	UC Santa Barbara	W	12-1	5	52-10-0	17-5-0	Tinsley W 14-4)	1348	1:56

HITTING GAME-BY-GAME

DATE	OPPONENT	AB	R	H	RBI	2B	3B	HR	TB	BB	IBB	SB	CS	HBP	SAC	SF	GDP	K	PO	A	E	LOB	AVG
Feb. 7	IU Indianapolis (DH-1)	24	8	8	8	0	0	4	20	2	0	0	1	0	0	0	0	0	18	1	0	1	.333
Feb. 7	IU Indianapolis (DH-2)	23	9	11	8	2	1	0	15	3	0	0	0	0	0	0	0	0	15	7	0	5	.404
Feb. 8	vs. Nevada	23	8	8	6	2	0	1	13	5	0	0	0	0	0	0	0	4	18	4	1	5	.386
Feb. 8	vs. Lehigh	21	9	10	9	0	1	2	18	3	0	1	0	0	0	1	0	1	15	6	2	4	.407
Feb. 9	UC Riverside	31	10	15	9	5	0	1	23	3	0	3	1	2	0	1	0	2	18	3	0	10	.426
Feb. 14	vs. (9) Oklahoma State	30	6	13	6	5	0	2	24	1	0	0	0	0	0	0	0	3	21	7	0	7	.428
Feb. 14	vs. Charlotte	22	10	11	9	4	1	1	20	2	0	1	0	0	0	1	0	0	15	6	0	3	.437
Feb. 15	vs. (23) Kentucky	22	3	5	3	0	0	2	11	3	0	0	0	1	0	0	0	4	21	9	1	5	.413
Feb. 15	vs. (14) Alabama	28	6	8	6	1	0	0	9	4	0	0	1	0	0	0	1	5	21	10	0	5	.397
Feb. 16	vs. Virginia	30	6	10	6	0	0	1	13	8	0	0	0	0	0	0	0	5	19	4	0	11	.390
Feb. 20	vs. (22) Missouri	27	4	9	3	0	0	2	15	1	0	0	0	1	0	0	1	3	21	3	0	7	.384
Feb. 20	vs. (16) Nebraska	22	9	7	9	4	1	0	13	4	0	0	0	2	1	1	0	2	18	5	0	4	.380
Feb. 21	vs. (5) Tennessee	24	4	7	4	0	0	1	10	1	0	0	0	2	0	0	1	2	21	14	0	5	.373
Feb. 22	vs. Baylor	28	6	10	6	1	1	2	19	1	0	0	0	0	0	0	0	2	21	10	0	5	.372
Feb. 22	vs. (10) Arkansas	24	9	9	8	1	0	1	13	3	1	0	0	2	0	2	0	3	18	6	0	5	.372
Feb. 23	vs. (11) Duke	24	0	3	0	1	0	0	4	4	0	0	0	0	0	0	0	5	21	4	2	7	.357
Feb. 27	vs. (5) LSU	23	1	5	1	1	0	0	6	1	0	0	0	0	1	1	1	4	21	10	0	4	.350
Feb. 27	vs. Notre Dame	26	7	9	7	0	1	3	20	3	0	2	0	2	1	0	0	4	21	16	1	7	.350
Feb. 28	vs. Utah	34	16	16	15	1	0	3	26	8	0	3	0	1	0	0	0	2	18	14	1	9	.358
Feb. 28	at Cal State Fullerton	25	6	4	6	1	0	2	11	7	0	1	0	3	1	0	0	3	21	6	2	9	.348
March 1	vs. Weber State	30	26	21	25	7	1	3	39	7	0	0	1	2	0	2	0	3	15	2	0	3	.368
March 1	vs. (12) Arizona	36	8	8	7	1	0	2	15	4	0	0	0	1	2	1	0	7	29	13	0	9	.359
March 6	LMU	16	11	6	11	0	0	3	15	6	0	0	0	4	1	0	0	2	15	9	0	4	.359
March 7	Sacramento State	25	12	13	11	3	0	2	22	7	0	1	1	0	0	1	1	3	18	7	0	6	.366
March 8	vs. Sacramento State	24	11	8	11	2	1	2	18	4	0	0	0	1	0	1	0	0	15	3	0	4	.364
March 8	at San Diego State	27	5	8	5	2	0	1	13	2	0	0	0	0	1	0	0	4	21	6	1	4	.362
March 9	at LMU	24	12	9	12	2	0	3	20	6	0	1	0	1	0	0	0	2	15	4	0	4	.362
March 11	San Diego	21	9	8	9	2	0	0	10	3	0	0	0	0	0	0	0	3	15	6	1	3	.363
March 14	Purdue	22	6	5	6	2	0	1	10	4	0	0	0	0	0	2	0	3	21	6	0	4	.359
March 15	Purdue	21	2	3	2	0	0	1	6	4	0	0	0	0	0	0	0	1	21	9	2	5	.353
March 16	Purdue	27	7	8	6	1	0	3	18	7	0	0	0	1	0	0	0	1	21	4	0	10	.351
March 22	at Iowa	26	8	10	8	2	1	2	20	5	0	0	0	2	0	1	0	4	18	5	0	8	.352
March 23	at Iowa	28	4	6	4	1	0	0	7	6	0	0	0	2	0	0	0	8	18	6	1	11	.347
March 26	at Howard	26	10	10	10	4	0	2	20	4	0	2	0	0	0	0	0	4	15	7	1	5	.348
March 28	at Maryland	22	9	7	9	2	0	1	12	9	0	1	0	0	0	1	0	0	15	5	0	8	.348
March 29	at Maryland	23	6	6	6	0	0	3	15	7	0	1	0	2	0	0	0	2	21	4	0	5	.345
March 30	at Maryland	26	10	10	9	5	0	2	21	3	0	2	0	3	0	0	0	1	15	8	0	7	.347
April 1	CSUN	22	10	8	10	4	0	0	12	6	0	1	0	1	0	0	0	1	15	2	0	6	.347
April 1	UC San Diego	24	9	12	8	3	0	0	15	2	0	3	0	0	0	0	0	3	15	2	0	5	.351
April 4	No. 21 Ohio State	26	14	14	14	2	1	4	30	4	0	0	0	1	0	0	1	2	15	3	0	5	.356
April 5	No. 21 Ohio State	28	7	10	7	0	0	2	16	1	0	1	0	0	1	0	0	6	21	4	0	5	.356
April 8	at Cal Baptist	21	10	7	9	1	0	2	14	7	0	1	0	2	0	0	0	4	15	9	1	5	.355
April 11	Washington	24	7	6	7	0	0	3	15	3	0	0	0	2	0	0	0	3	21	9	0	4	.353
April 12	Washington	26	7	10	7	3	0	2	19	2	0	1	0	1	1	0	1	4	21	3	0	5	.354
April 13	Washington	27	6	8	4	0	0	3	17	2	1	2	0	1	0	0	0	2	21	7	0	6	.352
April 18	at (5) Oregon	27	1	6	1	0	0	1	9	2	0	0	0	0	0	0	0	10	18	5	0	7	.349
April 19	at (5) Oregon	26	8	9	7	3	0	1	15	5	2	0	0	0	1	1	0	2	18	12	1	7	.349
April 20	at (5) Oregon	15	0	3	0	1	0	0	4	2	0	0	0	0	0	0	1	3	12	2	1	2	.347
April 22	Long Beach State	19	9	9	8	1	0	0	10	8	0	2	0	0	0	2	0	3	15	1	0	8	.349
April 26	at Michigan	29	5	11	5	2	0	1	16	5	1	2	1	1	0	1	0	5	21	5	2	10	.350
April 27	at Michigan	29	4	7	4	0	0	0	7	4	1	0	0	1	0	1	0	2	24	14	0	7	.347
April 28	at Michigan	32	12	13	12	1	1	3	25	4	0	3	0	1	1	1	1	2	21	7	1	6	.349
April 30	Cal State Fullerton	27	4	9	3	1	0	0	10	1	0	1	0	0	1	0	0	4	21	9	1	7	.349
May 2	Northwestern	19	0	3	0	1	0	0	4	0	0	0	0	1	1	0	1	4	18	4	4	3	.346
May 3	Northwestern	31	15	15	12	3	0	2	24	6	1	0	0	1	0	1	1	1	21	8	1	6	.349
May 4	Northwestern	26	3	4	3	1	0	0	5	3	0	0	0	1	0	0	0	3	21	7	2	6	.345
May 8	vs. Indiana	28	5	11	4	1	0	1	15	5	0	0	1	0	0	0	0	2	21	5	1	10	.346
May 9	vs. (19) Nebraska	27	4	9	4	1	0	2	16	0	0	0	0	2	0	0	0	11	21	4	0	7	.346
May 10	vs. Michigan	25	0	3	0	0	0	0	3	2	0	0	0	0	0	0	0	3	21	5	1	6	.342
May 16	UC Santa Barbara	27	9	10	9	2	0	3	21	3	0	2	0	1	0	0	0	1	18	10	1	5	.343
May 17	San Diego State	28	10	12	9	3	2	1	22	2	0	0	0	1	0	1	1	2	18	4	1	4	.344
May 18	UC Santa Barbara	28	12	13	11	2	0	3	24	3	0	0	0	2	0	0	0	2	15	4	0	6	.346
TOTALS		1576	464	546	438	101	13	93	952	237	7	38	7	55	14	24	12	187	1157	394	34	366	.346

PITCHING GAME-BY-GAME

DATE	OPPONENT	IP	H	R	ER	BB	SO	2B	3B	HR	WP	BK	HBP	DP	IBB	SCORE	W-L	SV	ERA
Feb. 7	IU Indianapolis (DH-1)	6.0	2	0	0	0	16	0	0	0	0	0	0	0	0	8-0	1-0	0	0.00
Feb. 7	IU Indianapolis (DH-2)	5.0	1	0	0	1	7	0	0	0	0	0	0	0	0	9-0	2-0	0	0.00
Feb. 8	vs. Nevada	6.0	5	0	0	2	8	2	0	0	0	0	0	0	0	8-0	3-0	1	0.00
Feb. 8	vs. Lehigh	5.0	1	0	0	0	9	0	0	0	0	0	0	0	0	9-0	4-0	1	0.00
Feb. 9	UC Riverside	6.0	4	2	2	0	11	0	0	0	1	0	2	0	0	10-2	5-0	2	0.50
Feb. 14	vs. (9) Oklahoma State	7.0	6	4	4	0	7	1	1	1	0	0	2	0	0	6-4	6-0	2	1.20
Feb. 14	vs. Charlotte	5.0	2	0	0	1	4	0	0	0	1	0	0	0	0	10-0	7-0	2	1.05
Feb. 15	vs. (23) Kentucky	7.0	4	1	1	3	7	0	1	0	0	0	1	0	0	3-1	8-0	2	1.04
Feb. 15	vs. (14) Alabama	7.0	8	3	3	0	6	1	0	2	0	0	0	0	0	6-3	9-0	2	1.30
Feb. 16	vs. Virginia	6.1	12	7	7	1	8	2	2	1	0	0	1	0	0	6-7	9-1	2	1.97
Feb. 20	vs. (22) Missouri	7.0	4	1	1	1	14	1	0	0	0	0	0	1	0	4-1	10-1	2	1.87
Feb. 20	vs. (16) Nebraska	6.0	3	1	0	4	8	0	0	0	0	0	1	0	0	9-1	11-1	2	1.72
Feb. 21	vs. (5) Tennessee	7.0	8	3	3	4	5	0	0	0	0	0	0	1	0	4-3	12-1	2	1.83
Feb. 22	vs. Baylor	7.0	3	2	2	1	7	0	0	1	1	0	1	0	0	6-2	13-1	2	1.84
Feb. 22	vs. (10) Arkansas	6.0	5	1	1	0	6	1	0	1	0	0	0	0	0	9-1	14-1	2	1.80
Feb. 23	vs. (11) Duke	7.0	4	1	1	0	7	1	0	0	0	0	0	0	0	0-1	14-2	2	1.74
Feb. 27	vs. (5) LSU	7.0	7	2	2	3	5	0	0	0	1	0	1	1	0	1-2	14-3	2	1.76
Feb. 27	vs. Notre Dame	7.0	6	2	2	3	6	0	0	1	1	0	0	0	0	7-2	15-3	2	1.78
Feb. 28	vs. Utah	6.0	7	4	3	3	4	1	0	0	0	0	1	0	0	16-4	16-3	2	1.86
Feb. 28	at Cal State Fullerton	7.0	7	2	2	1	13	1	0	0	1	0	0	0	0	6-2	17-3	2	1.87
March 1	vs. Weber State	5.0	7	5	5	1	10	0	0	1	0	0	1	0	0	26-5	18-3	2	2.06
March 1	vs. (12) Arizona	9.2	13	9	7	3	5	2	0	1	2	0	0	0	1	8-9	18-4	2	2.27
March 6	LMU	5.0	1	1	0	1	6	0	0	0	0	0	0	0	0	11-1	19-4	2	2.19
March 7	Sacramento State	6.0	4	4	4	4	7	0	0	3	0	0	0	1	0	12-4	20-4	2	2.29
March 8	vs. Sacramento State	5.0	5	1	1	0	8	0	0	0	0	0	0	0	0	11-1	21-4	2	2.26
March 8	at San Diego State	7.0	0	0	0	1	9	0	0	0	0	0	0	0	0	5-0	22-4	2	2.16
March 9	at LMU	5.0	2	0	0	2	7	0	0	0	0	0	0	0	0	12-0	23-4	2	2.10
March 11	San Diego	5.0	1	0	0	4	5	0	0	0	0	0	1	1	0	9-0	24-4	2	2.04
March 14	Purdue	7.0	3	0	0	2	12	0	0	0	0	0	1	0	0	6-0	25-4	2	1.96
March 15	Purdue	7.0	2	1	1	0	7	0	0	1	0	0	0	0	0	2-1	26-4	3	1.93
March 16	Purdue	7.0	8	5	5	2	8	0	1	0	0	0	1	0	0	7-5	27-4	3	2.04
March 22	at Iowa	6.0	6	0	0	1	9	1	0	0	0	0	1	1	0	8-0	28-4	3	1.98
March 23	at Iowa	6.0	11	7	7	3	9	1	0	2	2	0	1	0	0	4-7	28-5	3	2.15
March 26	at Howard	5.0	0	0	0	1	6	0	0	0	0	0	0	0	0	10-0	29-5	3	2.10
March 28	at Maryland	5.0	3	0	0	2	4	0	0	0	0	0	0	1	0	9-0	30-5	3	2.06
March 29	at Maryland	7.0	2	1	1	1	9	1	0	0	1	0	1	0	0	6-1	31-5	3	2.02
March 30	at Maryland	5.0	3	1	1	4	5	2	0	0	0	0	2	0	0	10-1	32-5	3	2.01
April 1	CSUN	5.0	4	2	2	0	6	0	0	1	0	0	0	0	0	10-2	33-5	3	2.03
April 1	UC San Diego	5.0	1	0	0	1	9	0	0	0	0	0	2	0	0	9-0	34-5	3	1.98
April 4	No. 21 Ohio State	5.0	7	6	6	3	7	1	1	3	0	0	0	0	0	14-6	35-5	3	2.11
April 5	No. 21 Ohio State	7.0	1	0	0	2	10	0	0	0	0	0	0	0	0	7-0	36-5	3	2.06
April 8	at Cal Baptist	5.0	7	1	1	2	2	0	0	0	0	0	0	0	0	10-1	37-5	3	2.04
April 11	Washington	7.0	10	4	4	4	5	1	0	1	0	0	1	1	0	7-4	38-5	3	2.09
April 12	Washington	7.0	3	2	2	0	11	0	0	1	0	0	0	0	0	7-2	39-5	3	2.09
April 13	Washington	7.0	6	5	5	1	6	1	0	1	0	0	2	0	0	6-5	40-5	3	2.17
April 18	at (5) Oregon	6.0	4	3	3	0	4	0	0	2	0	0	0	0	0	1-3	40-6	3	2.19
April 19	at (5) Oregon	6.0	3	0	0	1	3	0	0	0	0	0	0	0	0	8-0	41-6	3	2.15
April 20	at (5) Oregon	4.0	7	9	8	3	4	1	1	1	2	0	1	0	0	0-9	41-7	3	2.31
April 22	Long Beach State	5.0	0	0	0	2	8	0	0	0	0	0	2	0	0	9-0	42-7	3	2.27
April 26	at Michigan	7.0	6	3	1	0	7	0	0	0	0	0	0	0	0	5-3	43-7	4	2.24
April 27	at Michigan	8.0	4	3	3	5	9	0	0	1	0	0	2	0	0	4-3	44-7	4	2.25
April 28	at Michigan	7.0	11	8	8	4	5	2	0	4	0	0	1	2	0	12-8	45-7	4	2.38
April 30	Cal State Fullerton	7.0	9	2	1	2	7	1	0	0	1	0	0	0	0	4-2	46-7	5	2.35
May 2	Northwestern	6.0	9	8	0	1	3	0	1	2	0	0	0	0	0	0-8	46-8	5	2.31
May 3	Northwestern	7.0	9	8	7	1	9	1	0	4	1	0	1	0	0	15-8	47-8	5	2.40
May 4	Northwestern	7.0	8	5	4	1	6	0	0	0	0	0	0	0	0	3-5	47-9	5	2.43
May 8	vs. Indiana	7.0	7	4	4	3	1	2	0	0	0	0	1	0	0	5-4	48-9	5	2.46
May 9	vs. (19) Nebraska	7.0	5	2	2	2	13	0	1	0	1	0	0	0	0	4-2	49-9	5	2.46
May 10	vs. Michigan	7.0	4	2	2	0	6	1	0	0	0	0	1	0	0	0-2	49-10	5	2.45
May 16	UC Santa Barbara	6.0	4	1	1	1	2	0	0	0	0	0	0	0	0	9-1	50-10	6	2.43
May 17	San Diego State	6.0	2	0	0	1	5	0	0	0	0	0	0	0	0	10-0	51-10	6	2.39
May 18	UC Santa Barbara	5.0	4	1	1	0	7	1	0	0	0	0	1	0	0	12-1	52-10	6	2.38
TOTALS		386.0	305	150	131	100	439	30	9	36	16	0	34	10	1	464-150	52-10	6	2.38

GAME-BY-GAME POSITION LINEUP

DATE	OPPONENT	RECORD	C	1B	2B	SS	3B	LF	CF	RF	DP	SP
Feb. 7	IU Indianapolis (DH-1)	1-0	Mujica, S.	Woolery, J.	Curo, S.	Garcia, A.	Bragg, K.	Slimp, R.	Clements, J.	Grant, M.	Pola, S.	Tinsley, T.
Feb. 7	IU Indianapolis (DH-2)	2-0	Daniel, M.	Woolery, J.	Curo, S.	Garcia, A.	Bragg, K.	Slimp, R.	Clements, J.	Grant, M.	Pola, S.	Terry, K.
Feb. 8	vs. Nevada	3-0	Mujica, S.	Woolery, J.	Curo, S.	Garcia, A.	Bragg, K.	Slimp, R.	Clements, J.	Grant, M.	Pola, S.	Fisher, A.
Feb. 8	vs. Lehigh	4-0	Daniel, M.	Woolery, J.	Curo, S.	Garcia, A.	Bragg, K.	Slimp, R.	Clements, J.	Grant, M.	Pola, S.	Terry, K.
Feb. 9	UC Riverside	5-0	Mujica, S.	Woolery, J.	Curo, S.	Garcia, A.	Bragg, K.	Slimp, R.	Clements, J.	Grant, M.	Pola, S.	Fisher, A.
Feb. 14	vs. (9) Oklahoma State	6-0	Mujica, S.	Woolery, J.	Curo, S.	Garcia, A.	Bragg, K.	Slimp, R.	Clements, J.	Grant, M.	Pola, S.	Terry, K.
Feb. 14	vs. Charlotte	7-0	Daniel, M.	Woolery, J.	Curo, S.	Garcia, A.	Bragg, K.	Slimp, R.	Clements, J.	Grant, M.	Pola, S.	Fisher, A.
Feb. 15	vs. (23) Kentucky	8-0	Mujica, S.	Woolery, J.	Curo, S.	Garcia, A.	Bragg, K.	Slimp, R.	Clements, J.	Grant, M.	Pola, S.	Fisher, A.
Feb. 15	vs. (14) Alabama	9-0	Daniel, M.	Woolery, J.	Curo, S.	Garcia, A.	Bragg, K.	Slimp, R.	Clements, J.	Grant, M.	Pola, S.	Tinsley, T.
Feb. 16	vs. Virginia	9-1	Daniel, M.	Woolery, J.	Curo, S.	Garcia, A.	Bragg, K.	Slimp, R.	Clements, J.	Grant, M.	Pola, S.	Tinsley, T.
Feb. 20	vs. (22) Missouri	10-1	Daniel, M.	Woolery, J.	Curo, S.	Garcia, A.	Bragg, K.	Slimp, R.	Clements, J.	Grant, M.	Pola, S.	Terry, K.
Feb. 20	vs. (16) Nebraska	11-1	Castro, J.	Woolery, J.	Curo, S.	Garcia, A.	Bragg, K.	Slimp, R.	Clements, J.	Grant, M.	Pola, S.	Tinsley, T.
Feb. 21	vs. (5) Tennessee	12-1	Daniel, M.	Woolery, J.	Curo, S.	Garcia, A.	Bragg, K.	Slimp, R.	Clements, J.	Pola, S.	Grant, M.	Fisher, A.
Feb. 22	vs. Baylor	13-1	Daniel, M.	Woolery, J.	Curo, S.	Garcia, A.	Bragg, K.	Slimp, R.	Clements, J.	Terry, K.	Pola, S.	Fisher, A.
Feb. 22	vs. (10) Arkansas	14-1	Daniel, M.	Woolery, J.	Curo, S.	Garcia, A.	Bragg, K.	Slimp, R.	Clements, J.	Osteen, L.	Pola, S.	Terry, K.
Feb. 23	vs. (11) Duke	14-2	Daniel, M.	Woolery, J.	Pola, S.	Curo, S.	Bragg, K.	Slimp, R.	Clements, J.	Terry, K.	Castro, J.	Tinsley, T.
Feb. 27	vs. (5) LSU	14-3	Daniel, M.	Woolery, J.	Pola, S.	Curo, S.	Bragg, K.	Slimp, R.	Clements, J.	Osteen, L.	Grant, M.	Terry, K.
Feb. 27	vs. Notre Dame	15-3	Mujica, S.	Woolery, J.	Pola, S.	Curo, S.	Bragg, K.	Slimp, R.	Clements, J.	Terry, K.	Grant, M.	Cecil, J.
Feb. 28	vs. Utah	16-3	Mujica, S.	Woolery, J.	Pola, S.	Curo, S.	Bragg, K.	Slimp, R.	Clements, J.	Terry, K.	Grant, M.	Fisher, A.
Feb. 28	at Cal State Fullerton	17-3	Daniel, M.	Woolery, J.	Pola, S.	Curo, S.	Bragg, K.	Slimp, R.	Clements, J.	Pinedo, R.	Grant, M.	Tinsley, T.
March 1	vs. Weber State	18-3	Mujica, S.	Woolery, J.	Curo, S.	Pola, S.	Bragg, K.	Slimp, R.	Clements, J.	Terry, K.	Grant, M.	Fisher, A.
March 1	vs. (12) Arizona	18-4	Daniel, M.	Grant, M.	Curo, S.	Bragg, K.	Woolery, J.	Slimp, R.	Clements, J.	Pola, S.	Mujica, S.	Tinsley, T.
March 6	LMU	19-4	Daniel, M.	Grant, M.	Curo, S.	Bragg, K.	Woolery, J.	Slimp, R.	Clements, J.	Pola, S.	Mujica, S.	Terry, K.
March 7	Sacramento State	20-4	Mujica, S.	Grant, M.	Curo, S.	Bragg, K.	Woolery, J.	Slimp, R.	Clements, J.	Terry, K.	Pola, S.	Cecil, J.
March 8	vs. Sacramento State	21-4	Mujica, S.	Grant, M.	Curo, S.	Bragg, K.	Woolery, J.	Slimp, R.	Clements, J.	Terry, K.	Pola, S.	Fisher, A.
March 8	at San Diego State	22-4	Daniel, M.	Grant, M.	Curo, S.	Bragg, K.	Woolery, J.	Slimp, R.	Clements, J.	Pola, S.	Terry, K.	Tinsley, T.
March 9	at LMU	23-4	Daniel, M.	Grant, M.	Pola, S.	Bragg, K.	Woolery, J.	Slimp, R.	Clements, J.	Terry, K.	Mujica, S.	Cecil, J.
March 11	San Diego	24-4	Castro, J.	Grant, M.	Curo, S.	Bragg, K.	Woolery, J.	Slimp, R.	Clements, J.	Pola, S.	Daniel, M.	Terry, K.
March 14	Purdue	25-4	Daniel, M.	Grant, M.	Curo, S.	Bragg, K.	Woolery, J.	Slimp, R.	Clements, J.	Terry, K.	Pola, S.	Tinsley, T.
March 15	Purdue	26-4	Daniel, M.	Grant, M.	Curo, S.	Bragg, K.	Woolery, J.	Slimp, R.	Clements, J.	Pola, S.	--	Terry, K.
March 16	Purdue	27-4	Mujica, S.	Grant, M.	Curo, S.	Bragg, K.	Woolery, J.	Slimp, R.	Clements, J.	Terry, K.	Pola, S.	Fisher, A.
March 22	at Iowa	28-4	Mujica, S.	Grant, M.	Pola, S.	Bragg, K.	Woolery, J.	Slimp, R.	Clements, J.	Terry, K.	Ramirez, A.	Tinsley, T.
March 23	at Iowa	28-5	Daniel, M.	Grant, M.	Pola, S.	Bragg, K.	Woolery, J.	Slimp, R.	Clements, J.	Osteen, L.	Ramirez, A.	Terry, K.
March 26	at Howard	29-5	Castro, J.	Grant, M.	Pola, S.	Bragg, K.	Woolery, J.	Slimp, R.	Clements, J.	Terry, K.	Ramirez, A.	Fisher, A.
March 28	at Maryland	30-5	Mujica, S.	Grant, M.	Pola, S.	Bragg, K.	Woolery, J.	Slimp, R.	Clements, J.	Osteen, L.	Ramirez, A.	Terry, K.
March 29	at Maryland	31-5	Daniel, M.	Grant, M.	Pola, S.	Bragg, K.	Woolery, J.	Slimp, R.	Clements, J.	Terry, K.	Ramirez, A.	Tinsley, T.
March 30	at Maryland	32-5	Castro, J.	Grant, M.	Pola, S.	Bragg, K.	Woolery, J.	Slimp, R.	Clements, J.	Terry, K.	Ramirez, A.	Fisher, A.
April 1	CSUN	33-5	Mujica, S.	Grant, M.	Pola, S.	Blunt, K.	Woolery, J.	Slimp, R.	Clements, J.	Terry, K.	Ramirez, A.	Tinsley, T.
April 1	UC San Diego	34-5	Daniel, M.	Grant, M.	Pola, S.	Blunt, K.	Woolery, J.	Slimp, R.	Clements, J.	Terry, K.	Ramirez, A.	Cecil, J.
April 4	(21) Ohio State	35-5	Mujica, S.	Grant, M.	Pola, S.	Bragg, K.	Woolery, J.	Slimp, R.	Clements, J.	Osteen, L.	Ramirez, A.	Terry, K.
April 5	(21) Ohio State	36-5	Daniel, M.	Grant, M.	Pola, S.	Bragg, K.	Woolery, J.	Slimp, R.	Clements, J.	Terry, K.	Ramirez, A.	Tinsley, T.
April 8	at Cal Baptist	37-5	Mujica, S.	Grant, M.	Pola, S.	Bragg, K.	Woolery, J.	Slimp, R.	Osteen, L.	Terry, K.	Ramirez, A.	Fisher, A.
April 11	Washington	38-5	Mujica, S.	Grant, M.	Pola, S.	Bragg, K.	Woolery, J.	Slimp, R.	Clements, J.	Terry, K.	Ramirez, A.	Fisher, A.
April 12	Washington	39-5	Daniel, M.	Grant, M.	Pola, S.	Bragg, K.	Woolery, J.	Slimp, R.	Clements, J.	Terry, K.	Ramirez, A.	Tinsley, T.
April 13	Washington	40-5	Mujica, S.	Grant, M.	Pola, S.	Bragg, K.	Woolery, J.	Slimp, R.	Clements, J.	Osteen, L.	Ramirez, A.	Terry, K.
April 18	at (5) Oregon	40-6	Daniel, M.	Grant, M.	Pola, S.	Bragg, K.	Woolery, J.	Slimp, R.	Clements, J.	Terry, K.	Ramirez, A.	Tinsley, T.
April 19	at (5) Oregon	41-6	Mujica, S.	Grant, M.	Pola, S.	Bragg, K.	Woolery, J.	Slimp, R.	Clements, J.	Terry, K.	Ramirez, A.	Fisher, A.
April 20	at (5) Oregon	41-7	Mujica, S.	Grant, M.	Pola, S.	Bragg, K.	Woolery, J.	Slimp, R.	Clements, J.	Osteen, L.	Ramirez, A.	Terry, K.
April 22	Long Beach State	42-7	Daniel, M.	Grant, M.	Pola, S.	Bragg, K.	Woolery, J.	Slimp, R.	Clements, J.	Terry, K.	Ramirez, A.	Cecil, J.
April 26	at Michigan	43-7	Daniel, M.	Grant, M.	Pola, S.	Bragg, K.	Woolery, J.	Slimp, R.	Clements, J.	Terry, K.	Ramirez, A.	Tinsley, T.
April 27	at Michigan	44-7	Mujica, S.	Grant, M.	Pola, S.	Bragg, K.	Woolery, J.	Slimp, R.	Clements, J.	Osteen, L.	Ramirez, A.	Terry, K.
April 28	at Michigan	45-7	Daniel, M.	Grant, M.	Pola, S.	Bragg, K.	Woolery, J.	Terry, K.	Clements, J.	Pinedo, R.	Ramirez, A.	Tinsley, T.
April 30	Cal State Fullerton	46-7	Daniel, M.	Grant, M.	Pola, S.	Bragg, K.	Woolery, J.	Slimp, R.	Clements, J.	Terry, K.	Ramirez, A.	Cecil, J.
May 2	Northwestern	46-8	Daniel, M.	Grant, M.	Pola, S.	Bragg, K.	Woolery, J.	Slimp, R.	Clements, J.	Terry, K.	Ramirez, A.	Tinsley, T.
May 3	Northwestern	47-8	Mujica, S.	Grant, M.	Pola, S.	Bragg, K.	Woolery, J.	Slimp, R.	Clements, J.	Osteen, L.	Ramirez, A.	Terry, K.
May 4	Northwestern	47-9	Ramirez, A.	Grant, M.	Pola, S.	Bragg, K.	Woolery, J.	Slimp, R.	Clements, J.	Terry, K.	Mujica, S.	Tinsley, T.
May 8	vs. Indiana	48-9	Ramirez, A.	Grant, M.	Pola, S.	Bragg, K.	Woolery, J.	Slimp, R.	Clements, J.	Terry, K.	Mujica, S.	Tinsley, T.
May 9	vs. (19) Nebraska	49-9	Mujica, S.	Grant, M.	Pola, S.	Bragg, K.	Woolery, J.	Slimp, R.	Clements, J.	Osteen, L.	Ramirez, A.	Terry, K.
May 10	vs. Michigan	49-10	Mujica, S.	Grant, M.	Pola, S.	Bragg, K.	Woolery, J.	Slimp, R.	Clements, J.	Terry, K.	Ramirez, A.	Fisher, A.
May 16	UC Santa Barbara	50-10	Ramirez, A.	Grant, M.	Pola, S.	Bragg, K.	Woolery, J.	Slimp, R.	Clements, J.	Terry, K.	Stephens, T.	Tinsley, T.
May 17	San Diego State	51-10	Mujica, S.	Grant, M.	Pola, S.	Bragg, K.	Woolery, J.	Slimp, R.	Clements, J.	Osteen, L.	Ramirez, A.	Terry, K.
May 18	UC Santa Barbara	52-10	Ramirez, A.	Grant, M.	Pola, S.	Bragg, K.	Woolery, J.	Slimp, R.	Clements, J.	Terry, K.	Stephens, T.	Tinsley, T.

GAME-BY-GAME BATTING LINEUP

DATE	OPPONENT	RECORD	1	2	3	4	5	6	7	8	9
Feb. 7	IU Indianapolis (DH-1)	1-0	Clements, J.	Pola, S.	Woolery, J.	Grant, M.	Curo, S.	Bragg, K.	Garcia, A.	Mujica, S.	Slimp, R.
Feb. 7	IU Indianapolis (DH-2)	2-0	Clements, J.	Pola, S.	Woolery, J.	Grant, M.	Curo, S.	Bragg, K.	Garcia, A.	Slimp, R.	Terry, K.
Feb. 8	vs. Nevada	3-0	Clements, J.	Pola, S.	Woolery, J.	Grant, M.	Curo, S.	Bragg, K.	Garcia, A.	Mujica, S.	Slimp, R.
Feb. 8	vs. Lehigh	4-0	Clements, J.	Pola, S.	Woolery, J.	Grant, M.	Curo, S.	Bragg, K.	Garcia, A.	Slimp, R.	Terry, K.
Feb. 9	UC Riverside	5-0	Clements, J.	Pola, S.	Woolery, J.	Grant, M.	Curo, S.	Slimp, R.	Bragg, K.	Mujica, S.	Garcia, A.
Feb. 14	vs. (9) Oklahoma State	6-0	Clements, J.	Pola, S.	Woolery, J.	Grant, M.	Curo, S.	Bragg, J.	Garcia, A.	Mujica, S.	Slimp, R.
Feb. 14	vs. Charlotte	7-0	Clements, J.	Pola, S.	Woolery, J.	Grant, M.	Curo, S.	Bragg, K.	Garcia, A.	Daniel, M.	Slimp, R.
Feb. 15	vs. (23) Kentucky	8-0	Clements, J.	Pola, S.	Woolery, J.	Grant, M.	Curo, S.	Bragg, K.	Garcia, A.	Mujica, S.	Slimp, R.
Feb. 15	vs. (14) Alabama	9-0	Clements, J.	Pola, S.	Woolery, J.	Grant, M.	Bragg, K.	Curo, S.	Garcia, A.	Daniel, M.	Slimp, R.
Feb. 16	vs. Virginia	9-1	Clements, J.	Pola, S.	Woolery, J.	Grant, M.	Bragg, K.	Curo, S.	Garcia, A.	Daniel, M.	Slimp, R.
Feb. 20	vs. (22) Missouri	10-1	Pola, S.	Clements, J.	Woolery, J.	Grant, M.	Bragg, K.	Curo, S.	Garcia, A.	Daniel, M.	Slimp, R.
Feb. 20	vs. (16) Nebraska	11-1	Pola, S.	Clements, J.	Woolery, J.	Grant, M.	Bragg, K.	Curo, S.	Garcia, A.	Castro, J.	Slimp, R.
Feb. 21	vs. (5) Tennessee	12-1	Clements, J.	Pola, S.	Woolery, J.	Grant, M.	Bragg, K.	Curo, S.	Garcia, A.	Daniel, M.	Slimp, R.
Feb. 22	vs. Baylor	13-1	Clements, J.	Pola, S.	Woolery, J.	Bragg, K.	Curo, S.	Garcia, A.	Terry, K.	Daniel, M.	Slimp, R.
Feb. 22	vs. (10) Arkansas	14-1	Clements, J.	Pola, S.	Woolery, J.	Bragg, K.	Curo, S.	Garcia, A.	Terry, K.	Daniel, M.	Slimp, R.
Feb. 23	vs. (11) Duke	14-2	Clements, J.	Pola, S.	Woolery, J.	Bragg, K.	Curo, S.	Slimp, R.	Daniel, M.	Castro, J.	Terry, K.
Feb. 27	vs. (5) LSU	14-3	Clements, J.	Pola, S.	Woolery, J.	Grant, M.	Bragg, K.	Slimp, R.	Curo, S.	Daniel, M.	Terry, K.
Feb. 27	vs. Notre Dame	15-3	Clements, J.	Pola, S.	Woolery, J.	Grant, M.	Bragg, K.	Slimp, R.	Curo, S.	Mujica, S.	Terry, K.
Feb. 28	vs. Utah	16-3	Clements, J.	Pola, S.	Woolery, J.	Grant, M.	Bragg, K.	Slimp, R.	Curo, S.	Mujica, S.	Terry, K.
Feb. 28	at Cal State Fullerton	17-3	Clements, J.	Pola, S.	Woolery, J.	Grant, M.	Bragg, K.	Slimp, R.	Daniel, M.	Curo, S.	Pinedo, R.
March 1	vs. Weber State	18-3	Clements, J.	Pola, S.	Woolery, J.	Grant, M.	Bragg, K.	Slimp, R.	Mujica, S.	Curo, S.	Terry, K.
March 1	vs. (12) Arizona	18-4	Clements, J.	Pola, S.	Woolery, J.	Grant, M.	Bragg, K.	Slimp, R.	Mujica, S.	Daniel, M.	Curo, S.
March 6	LMU	19-4	Clements, J.	Pola, S.	Woolery, J.	Grant, M.	Bragg, K.	Slimp, R.	Mujica, S.	Daniel, M.	Curo, S.
March 7	Sacramento State	20-4	Clements, J.	Pola, S.	Woolery, J.	Grant, M.	Bragg, K.	Slimp, R.	Mujica, S.	Terry, K.	Curo, S.
March 8	vs. Sacramento State	21-4	Clements, J.	Pola, S.	Woolery, J.	Grant, M.	Bragg, K.	Slimp, R.	Mujica, S.	Terry, K.	Curo, S.
March 8	at San Diego State	22-4	Clements, J.	Pola, S.	Woolery, J.	Grant, M.	Bragg, K.	Slimp, R.	Daniel, M.	Terry, K.	Curo, S.
March 9	at LMU	23-4	Clements, J.	Pola, S.	Woolery, J.	Grant, M.	Bragg, K.	Slimp, R.	Mujica, S.	Daniel, M.	Terry, K.
March 11	San Diego	24-4	Clements, J.	Pola, S.	Woolery, J.	Grant, M.	Bragg, K.	Slimp, R.	Daniel, M.	Castro, J.	Terry, K.
March 14	Purdue	25-4	Clements, J.	Pola, S.	Woolery, J.	Grant, M.	Bragg, K.	Slimp, R.	Curo, S.	Daniel, M.	Terry, K.
March 15	Purdue	26-4	Clements, J.	Pola, S.	Woolery, J.	Grant, M.	Bragg, K.	Slimp, R.	Daniel, M.	Curo, S.	Terry, K.
March 16	Purdue	27-4	Clements, J.	Pola, S.	Woolery, J.	Grant, M.	Bragg, K.	Slimp, R.	Mujica, S.	Curo, S.	Terry, K.
March 22	at Iowa	28-4	Clements, J.	Pola, S.	Woolery, J.	Grant, M.	Bragg, K.	Slimp, R.	Ramirez, A.	Mujica, S.	Terry, K.
March 23	at Iowa	28-5	Clements, J.	Pola, S.	Woolery, J.	Grant, M.	Bragg, K.	Slimp, R.	Ramirez, A.	Daniel, M.	Terry, K.
March 26	at Howard	29-5	Clements, J.	Pola, S.	Woolery, J.	Grant, M.	Bragg, K.	Slimp, R.	Ramirez, A.	Castro, J.	Terry, K.
March 28	at Maryland	30-5	Clements, J.	Pola, S.	Woolery, J.	Grant, M.	Bragg, K.	Slimp, R.	Ramirez, A.	Mujica, S.	Terry, K.
March 29	at Maryland	31-5	Clements, J.	Pola, S.	Woolery, J.	Grant, M.	Bragg, K.	Slimp, R.	Ramirez, A.	Daniel, M.	Terry, K.
March 30	at Maryland	32-5	Clements, J.	Pola, S.	Woolery, J.	Grant, M.	Bragg, K.	Slimp, R.	Ramirez, A.	Castro, J.	Terry, K.
April 1	CSUN	33-5	Clements, J.	Pola, S.	Woolery, J.	Grant, M.	Slimp, R.	Ramirez, A.	Mujica, S.	Blunt, K.	Terry, K.
April 1	UC San Diego	34-5	Clements, J.	Pola, S.	Woolery, J.	Grant, M.	Slimp, R.	Ramirez, A.	Daniel, M.	Blunt, K.	Terry, K.
April 4	(21) Ohio State	35-5	Clements, J.	Pola, S.	Woolery, J.	Grant, M.	Slimp, R.	Bragg, K.	Mujica, S.	Ramirez, A.	Terry, K.
April 5	(21) Ohio State	36-5	Clements, J.	Pola, S.	Woolery, J.	Grant, M.	Slimp, R.	Bragg, K.	Ramirez, A.	Daniel, M.	Terry, K.
April 8	at Cal Baptist	37-5	Slimp, R.	Pola, S.	Woolery, J.	Grant, M.	Bragg, K.	Ramirez, A.	Mujica, S.	Osteen, L.	Terry, K.
April 11	Washington	38-5	Clements, J.	Pola, S.	Woolery, J.	Grant, M.	Slimp, R.	Bragg, K.	Ramirez, A.	Mujica, S.	Terry, K.
April 12	Washington	39-5	Clements, J.	Pola, S.	Woolery, J.	Grant, M.	Bragg, K.	Slimp, R.	Ramirez, A.	Daniel, M.	Terry, K.
April 13	Washington	40-5	Clements, J.	Pola, S.	Woolery, J.	Grant, M.	Bragg, K.	Slimp, R.	Ramirez, A.	Mujica, S.	Terry, K.
April 18	at (5) Oregon	40-6	Clements, J.	Pola, S.	Woolery, J.	Grant, M.	Bragg, K.	Slimp, R.	Ramirez, A.	Daniel, M.	Terry, K.
April 19	at (5) Oregon	41-6	Clements, J.	Pola, S.	Woolery, J.	Grant, M.	Bragg, K.	Slimp, R.	Ramirez, A.	Mujica, S.	Terry, K.
April 20	at (5) Oregon	41-7	Clements, J.	Pola, S.	Woolery, J.	Grant, M.	Bragg, K.	Slimp, R.	Ramirez, A.	Mujica, S.	Terry, K.
April 22	Long Beach State	42-7	Clements, J.	Pola, S.	Woolery, J.	Grant, M.	Bragg, K.	Slimp, R.	Ramirez, A.	Daniel, M.	Terry, K.
April 26	at Michigan	43-7	Clements, J.	Pola, S.	Woolery, J.	Grant, M.	Bragg, K.	Slimp, R.	Ramirez, A.	Daniel, M.	Terry, K.
April 27	at Michigan	44-7	Clements, J.	Pola, S.	Woolery, J.	Grant, M.	Bragg, K.	Slimp, R.	Ramirez, A.	Mujica, S.	Terry, K.
April 28	at Michigan	45-7	Clements, J.	Pola, S.	Woolery, J.	Grant, M.	Bragg, K.	Ramirez, A.	Daniel, M.	Pinedo, R.	Terry, K.
April 30	Cal State Fullerton	46-7	Clements, J.	Pola, S.	Woolery, J.	Grant, M.	Bragg, K.	Ramirez, A.	Slimp, R.	Daniel, M.	Terry, K.
May 2	Northwestern	46-8	Clements, J.	Pola, S.	Woolery, J.	Grant, M.	Bragg, K.	Ramirez, A.	Slimp, R.	Daniel, M.	Terry, K.
May 3	Northwestern	47-8	Clements, J.	Pola, S.	Woolery, J.	Grant, M.	Bragg, K.	Ramirez, A.	Slimp, R.	Mujica, S.	Terry, K.
May 4	Northwestern	47-9	Clements, J.	Pola, S.	Woolery, J.	Grant, M.	Ramirez, A.	Slimp, R.	Bragg, K.	Mujica, S.	Terry, K.
May 8	vs. Indiana	48-9	Clements, J.	Pola, S.	Woolery, J.	Grant, M.	Ramirez, A.	Slimp, R.	Bragg, K.	Mujica, S.	Terry, K.
May 9	vs. (19) Nebraska	49-9	Clements, J.	Pola, S.	Woolery, J.	Grant, M.	Ramirez, A.	Slimp, R.	Bragg, K.	Mujica, S.	Terry, K.
May 10	vs. Michigan	49-10	Clements, J.	Pola, S.	Woolery, J.	Grant, M.	Ramirez, A.	Slimp, R.	Bragg, K.	Mujica, S.	Terry, K.
May 16	UC Santa Barbara	50-10	Clements, J.	Pola, S.	Woolery, J.	Grant, M.	Ramirez, A.	Slimp, R.	Bragg, K.	Stephens, T.	Terry, K.
May 17	San Diego State	51-10	Clements, J.	Pola, S.	Woolery, J.	Grant, M.	Ramirez, A.	Slimp, R.	Bragg, K.	Mujica, S.	Terry, K.
May 18	UC Santa Barbara	52-10	Clements, J.	Pola, S.	Woolery, J.	Grant, M.	Slimp, R.	Ramirez, A.	Bragg, K.	Stephens, T.	Terry, K.

STARTING PITCHER LOG

PITCHER	OPPONENT	DATE	DECISION	IP	H	R	ER	BB	SO	NP	STRIKES
Tinsley, T.	IU Indianapolis (DH-1)	Feb. 7	W	5.0	1	0	0	0	14	61	54
Terry, K.	IU Indianapolis (DH-2)	Feb. 7	W	5.0	1	0	0	1	7	67	43
Fisher, A.	vs. Nevada	Feb. 8	W	4.0	4	0	0	2	4	73	40
Terry, K.	vs. Lehigh	Feb. 8	W	5.0	1	0	0	0	9	69	52
Fisher, A.	UC Riverside	Feb. 9	W	4.0	4	2	2	0	7	65	48
Terry, K.	vs. (9) Oklahoma State	Feb. 14	W	5.0	3	2	2	0	5	53	42
Fisher, A.	vs. Charlotte	Feb. 14	W	4.0	2	0	0	0	2	39	26
Fisher, A.	vs. (23) Kentucky	Feb. 15	ND	3.0	2	1	1	2	1	61	35
Tinsley, T.	vs. (14) Alabama	Feb. 15	ND	1.2	5	3	3	0	2	38	31
Tinsley, T.	vs. Virginia	Feb. 16	ND	1.1	6	5	5	0	3	29	27
Terry, K.	vs. (22) Missouri	Feb. 20	W	7.0	4	1	1	1	14	100	74
Tinsley, T.	vs. (16) Nebraska	Feb. 20	W	6.0	3	1	0	4	8	116	67
Fisher, A.	vs. (5) Tennessee	Feb. 21	ND	4.0	7	3	3	4	1	97	52
Fisher, A.	vs. Baylor	Feb. 22	W	6.0	3	2	2	1	6	83	50
Terry, K.	vs. (10) Arkansas	Feb. 22	W	6.0	5	1	1	0	6	72	54
Tinsley, T.	vs. (11) Duke	Feb. 23	L	7.0	4	1	1	0	7	103	71
Terry, K.	vs. (5) LSU	Feb. 27	L	6.0	7	2	2	2	4	90	61
Cecil, J.	vs. Notre Dame	Feb. 27	ND	2.1	3	2	2	2	3	67	37
Fisher, A.	vs. Utah	Feb. 28	W	6.0	7	4	3	3	4	100	56
Tinsley, T.	at Cal State Fullerton	Feb. 28	W	7.0	7	2	2	1	13	106	84
Fisher, A.	vs. Weber State	March 1	W	4.0	6	5	5	1	8	77	52
Tinsley, T.	vs. (12) Arizona	March 1	ND	1.0	3	2	2	0	0	17	12
Terry, K.	LMU	March 6	W	5.0	1	1	0	1	6	72	45
Cecil, J.	Sacramento State	March 7	W	4.1	2	3	3	4	5	105	66
Fisher, A.	vs. Sacramento State	March 8	W	5.0	5	1	1	0	8	96	58
Tinsley, T.	at San Diego State	March 8	W	7.0	0	0	0	1	9	98	68
Cecil, J.	at LMU	March 9	ND	2.0	0	0	0	0	2	31	18
Terry, K.	San Diego	March 11	W	3.0	1	0	0	2	4	56	34
Tinsley, T.	Purdue	March 14	W	5.0	2	0	0	0	10	73	56
Terry, K.	Purdue	March 15	W	6.0	2	1	1	0	6	80	52
Fisher, A.	Purdue	March 16	ND	1.2	4	3	3	1	2	50	25
Tinsley, T.	at Iowa	March 22	W	5.0	3	0	0	1	7	83	60
Terry, K.	at Iowa	March 23	L	5.0	7	2	2	1	8	104	70
Fisher, A.	at Howard	March 26	W	5.0	0	0	0	1	6	69	47
Terry, K.	at Maryland	March 28	W	5.0	3	0	0	2	4	56	31
Tinsley, T.	at Maryland	March 29	W	6.0	2	1	1	0	0	73	51
Fisher, A.	at Maryland	March 30	W	5.0	3	1	1	4	5	109	63
Tinsley, T.	CSUN	April 1	W	5.0	4	2	2	0	6	76	56
Cecil, J.	UC San Diego	April 1	W	5.0	1	0	0	1	9	94	62
Terry, K.	(21) Ohio State	April 4	W	5.0	7	6	6	3	7	92	52
Tinsley, T.	(21) Ohio State	April 5	W	7.0	1	0	0	2	10	95	64
Fisher, A.	at Cal Baptist	April 8	ND	2.0	1	0	0	0	1	24	19
Fisher, A.	Washington	April 11	W	7.0	10	4	4	4	5	142	79
Tinsley, T.	Washington	April 12	W	7.0	3	2	2	0	11	106	74
Terry, K.	Washington	April 13	ND	3.0	5	4	4	0	3	64	37
Tinsley, T.	at (5) Oregon	April 18	L	6.0	4	3	3	0	4	65	50
Fisher, A.	at (5) Oregon	April 19	W	6.0	3	0	0	1	3	86	60
Terry, K.	at (5) Oregon	April 20	L	2.0	2	3	3	1	3	36	20
Cecil, J.	Long Beach State	April 22	W	5.0	0	0	0	2	8	95	57
Tinsley, T.	at Michigan	April 26	W	6.0	6	3	1	0	6	93	64
Terry, K.	at Michigan	April 27	ND	4.0	3	3	3	4	4	75	45
Tinsley, T.	at Michigan	April 28	ND	0.2	3	4	4	1	0	25	16
Cecil, J.	Cal State Fullerton	April 30	W	4.0	4	1	0	1	3	72	47
Tinsley, T.	Northwestern	May 2	L	2.0	4	3	0	0	1	49	36
Terry, K.	Northwestern	May 3	W	7.0	9	8	7	1	9	133	89
Tinsley, T.	Northwestern	May 4	ND	6.1	4	1	1	0	6	86	57
Tinsley, T.	vs. Indiana	May 8	W	7.0	7	4	4	3	1	107	62
Terry, K.	vs. (19) Nebraska	May 9	W	7.0	5	2	2	2	13	121	80
Fisher, A.	vs. Michigan	May 10	L	5.2	4	2	2	0	5	78	57
Tinsley, T.	UC Santa Barbara	May 16	W	4.0	3	1	1	1	1	43	33
Terry, K.	San Diego State	May 17	W	6.0	2	0	0	1	5	101	69
Tinsley, T.	UC Santa Barbara	May 18	W	4.0	3	1	1	0	6	65	45
TOTALS		63 gms	42-7	294.0	221	107	97	70	340	--	--

PITCHING CAREER LINES

51 • Jada Cecil • RHP • Sr.

Year	era	w-l	app	gs	cg	sho	sv	ip	h	r	er	bb	so	2b	3b	hr	bf	bavg	wp	hbp	bk	sfa	sha
2024	9.10	3-1	8	4	0	0/0	0	20.0	32	29	26	20	16	8	0	7	114	.360	1	4	0	1	0
2025	1.22	4-0	11	6	2	2/2	1	28.2	13	6	5	12	39	0	0	3	112	.140	0	6	0	0	1
TOTAL	4.46	7-1	19	10	2	2/2	1	48.2	45	35	31	32	55	8	0	10	226	.247	1	10	0	1	1



JADA
CECIL

#51 • RHP • 5-10 • Sr.
Temecula Valley HS
Temecula, Calif.

SEASON HIGHS

Stat	Value	Opponent
Innings Pitched	5.0 (2x)	MR: LBSU (4/22/25)
Hits Allowed	4	Cal State Fullerton (4/30/25)
Runs Allowed	3	Sacramento State (3/7/25)
Earned Runs Allowed	3	Sacramento State (3/7/25)
Walks Allowed	4	Sacramento State (3/7/25)
Home Runs Allowed	2	Sacramento State (3/7/25)
Strikeouts	9	UC San Diego (4/1/25)

CAREER HIGHS

Stat	Value	Opponent
Innings Pitched	8.0 (2x)	MR: last at UC Davis (4/23/23)
Hits Allowed	11	Texas (2/10/24)
Runs Allowed	12	Texas (2/10/24)
Earned Runs Allowed	12	Texas (2/10/24)
Walks Allowed	6	Texas (2/10/24)
Home Runs Allowed	3	Texas (2/10/24)
Strikeouts	16	Hawai'i (4/1/22)

THE LAST TIME IN STARTS

0 Earned Runs:	Long Beach State (4/22/25)
CG Shutout:	Long Beach State (4/22/25)
Complete Game:	Long Beach State (4/22/25)
Worked 5.0+ Innings:	Long Beach State (4/22/25)
5+ Strikeouts:	Long Beach State (4/22/25)
0 Walks (min. 3.0 IP):	CSUN (5/6/23)
No-Hitter:	Long Beach State (4/22/25)
Perfect Game:	Never happened

THE LAST TIME IN RELIEF

0 Earned Runs:	UC Santa Barbara (5/18/25)
Worked 3.0+ Innings:	Sacramento State (3/7/25)
5+ Strikeouts:	Sacramento State (3/7/25)
0 Walks:	UC Santa Barbara (5/18/25)
Earned Save:	UC Riverside (2/9/25)

2025 Game-By-Game Statistics (Senior)

11 Appearances (6 Starts)

Date	Opponent	IP	H	R	ER	BB	SO	DEC
2/9	UC Riverside	2.0	0	0	0	0	4	S, 1
2/14	vs. Charlotte	1.0	0	0	0	1	2	-
2/27	vs. Notre Dame *	2.1	3	2	2	2	4	-
3/1	vs. Weber State	1.0	1	0	0	0	2	-
3/7	Sacramento State	4.1	2	3	3	4	5	W
3/9	at LMU *	2.0	0	0	0	0	2	-
4/1	UC San Diego *	5.0	1	0	0	1	9	W
4/8	at Cal Baptist	1.0	1	0	0	1	0	-
4/22	Long Beach State *	5.0	0	0	0	2	8	W
4/30	Cal State Fullerton *	4.0	4	1	0	1	3	W
5/18	UC Santa Barbara	1.0	1	0	0	0	1	-

* indicates Game Started

italicized indicates NCAA Tournament Contest

2024 Game-By-Game Statistics (Junior)

6 Appearances (4 Starts)

Date	Opponent	IP	H	R	ER	BB	SO	DEC
2/9	Maryland	4.2	1	1	1	4	3	W
2/10	(8) Texas *	4.1	11	12	12	6	2	L
2/11	(9) Oklahoma State	0.1	3	2	0	0	0	-
2/16	vs. (7) Florida State	0.2	3	4	4	1	0	W
2/23	vs. Nebraska	3.0	5	4	3	3	2	-
2/24	vs. Illinois *	0.1	2	2	2	1	1	-
3/2	vs. DePaul *	3.1	5	1	1	3	6	W
3/12	Rutgers *	3.1	2	3	3	2	2	-

* indicates Game Started

2023 Game-By-Game Statistics (Sophomore)

32 Appearances (27 Starts)

Date	Opponent	IP	H	R	ER	BB	SO	DEC
2/10	Northern Colorado	4.0	1	2	2	3	6	W
2/11	Utah *	4.2	1	2	2	3	6	L
2/12	Utah	0.2	3	3	0	1	1	-
2/17	vs. Utah State *	7.0	4	0	0	1	12	W
2/20	San Diego *	4.0	5	1	0	0	7	-
2/24	vs. Portland State *	5.0	2	1	0	0	1	W
2/24	vs. (10) Washington	2.0	3	1	1	1	1	-
2/25	vs. Texas Tech	0.0	4	5	5	1	0	L
2/26	vs. (24) Oregon *	7.0	7	2	2	2	4	L
3/3	Boston College *	3.2	3	3	0	4	5	L
3/7	Western Carolina *	7.0	4	1	0	0	11	L
3/12	vs. Syracuse *	7.0	4	0	0	1	7	W
3/14	South Dakota (Gm. 1) *	4.0	1	1	1	3	6	-
3/16	at CSU Bakersfield (Gm. 2) *	7.0	3	1	1	0	8	W
3/26	UC Santa Barbara *	4.0	7	2	2	4	6	-
3/27	UCSB (Gm. 2) *	5.0	1	0	0	1	8	-
3/31	at Hawai'i *	7.0	2	1	1	1	8	W
4/1	at Hawai'i (Gm. 2) *	6.0	6	3	3	2	11	L
4/4	(3) UCLA *	2.0	0	0	0	1	2	-
4/7	at Long Beach State *	7.0	1	0	0	0	5	W
4/8	at LBSU (Gm. 2) *	3.0	3	2	2	2	2	L
4/14	Cal State Fullerton *	7.0	2	1	0	2	7	L
4/15	CSU Fullerton (Gm. 1) *	3.0	6	5	5	1	2	L
4/22	at UC Davis *	7.0	3	1	1	3	7	W
4/23	at UC Davis (Gm. 2) *	8.0	7	3	2	3	9	W
4/28	UC Riverside *	6.0	2	3	3	2	7	W
4/29	UC Riverside (Gm. 2) *	7.0	7	2	2	3	11	L
5/5	CSUN *	7.0	6	2	2	3	7	-
5/6	CSUN (Gm. 2) *	6.0	0	0	0	0	1	-
5/12	at Cal Poly (Gm. 1) *	5.0	6	3	3	1	4	W
5/13	at Cal Poly	3.0	1	0	0	0	2	-

* indicates Game Started

2022 Game-By-Game Statistics (Freshman)

36 Appearances (27 Starts)

Date	Opponent	IP	H	R	ER	BB	SO	DEC
2/11	vs. Nevada	5.0	0	0	0	0	12	W
2/11	at UCLA	1.0	0	0	0	0	1	-
2/12	at LMU *	7.0	10	2	2	1	4	W
2/18	Sacramento State *	5.0	4	3	2	2	8	L
2/19	Saint Mary's	6.0	3	0	0	1	9	W
2/20	Sacramento State	3.0	4	1	1	0	4	-
2/25	vs. Seattle U. *	4.0	3	3	3	1	4	-
2/26	vs. Southern Utah	5.0	0	0	0	2	9	W
3/4	Yale *	5.0	1	1	1	0	8	W
3/4	BYU	5.2	2	2	2	2	4	-
3/5	Utah State *	4.2	3	3	3	3	6	-
3/6	California	2.2	2	1	1	1	4	-
3/8	Princeton (Gm. 1) *	5.0	4	3	3	1	9	W
3/9	at Cal Baptist (Gm. 2) *	7.0	3	1	1	1	15	W
3/20	CSU Bakersfield (Gm. 1) *	6.0	2	2	2	1	8	W
3/20	CSU Bakersfield (Gm. 2)	1.0	1	1	1	0	2	-
3/21	CSU Bakersfield *	6.0	2	0	0	0	11	W
3/25	at UC Santa Barbara *	6.0	2	0	0	1	7	W
3/26	at UCSB (Gm. 2) *	5.0	4	1	0	0	3	W
4/1	Hawai'i *	7.0	2	0	0	3	16	W
4/2	Hawai'i (Gm. 2) *	8.0	4	1	0	0	3	L
4/8	Long Beach State *	5.0	6	4	4	1	3	L
4/9	LBSU (Gm. 2) *	6.0	3	1	1	1	9	-
4/15	at Cal State Fullerton *	4.0	4	3	3	1	7	W
4/16	at CSU Fullerton (Gm. 2) *	7.0	5	0	0	0	9	-
4/20	San Diego State	2.0	2	1	1	2	1	-
4/22	UC Davis *	5.0	5	0	0	2	1	W
4/23	UC Davis (Gm. 2) *	6.0	3	0	0	1	5	W
4/30	at UC Riverside *	6.0	5	4	3	2	7	L
5/1	at UC Riverside (Gm. 2) *	4.1	2	1	1	3	6	W
5/6	at CSUN *	6.0	4	1	1	1	6	W
5/7	at CSUN (Gm. 2) *	7.0	2	0	0	0	12	W
5/12	Cal Poly *	6.0	5	1	1	0	5	W
5/14	Cal Poly (Gm. 2) *	4.0	6	3	2	2	2	W
5/21	vs. Rutgers ^N *	2.1	5	4	4	1	2	-
5/22	vs. Baylor ^N *	3.1	5	4	4	3	2	L

* indicates Game Started

italicized indicates Postseason Contest

^N National Invitational Softball Championship

PITCHING CAREER LINES

13 • Addisen Fisher • RHP • Fr.

Year	era	w-l	app	gs	cg	sho	sv	ip	h	r	er	bb	so	2b	3b	hr	bf	bavg	wp	hbp	bk	sfa	sha
2025	2.43	16-2	31	16	6	2/7	1	109.1	99	46	38	40	98	9	4	7	475	.237	5	13	0	4	1
TOTAL	2.43	16-2	31	16	6	2/7	1	109.1	99	46	38	40	98	9	4	7	475	.237	5	13	0	4	1



ADDISEN
FISHER

#13 • RHP • 5-11 • Fr.
Bend High School
Bend, Ore.

SEASON & CAREER HIGHS

Stat	Value	Opponent
Innings Pitched	7.0	Washington (4/11/25)
Hits Allowed	10	Washington (4/11/25)
Runs Allowed	5 (3x)	MR: Northwestern (5/2/25)
Earned Runs Allowed	5 (2x)	MR: Northwestern (5/2/25)
Walks Allowed	4 (3x)	MR: Washington (4/11/25)
Home Runs Allowed	2	at Michigan (4/28/25)
Strikeouts	8 (2x)	MR: vs. Sac St. (3/8/25)

THE LAST TIME IN STARTS

0 Earned Runs:at Oregon (4/19/25)
CG Shutout:at Oregon (4/19/25)
Complete Game:at Oregon (4/19/25)
Worked 5.0+ Innings:vs. Michigan (5/10/25)
5+ Strikeouts:vs. Michigan (5/10/25)
0 Walks (min. 3.0 IP):vs. Michigan (5/10/25)
No-Hitter:at Howard (3/26/25)
Perfect Game: Never happened

THE LAST TIME IN RELIEF

0 Earned Runs:at Michigan (4/27/25)
Worked 3.0+ Innings:Northwestern (5/2/25)
5+ Strikeouts:at Michigan (4/28/25)
0 Walks:at Michigan (4/26/25)
Earned Save:at Michigan (4/26/25)

2025 Game-By-Game Statistics (Freshman)

31 Appearances (16 Starts)

Date	Opponent	IP	H	R	ER	BB	SO	DEC
2/7	IU Indy (Gm. 1)	1.0	1	0	0	0	2	-
2/8	vs. Nevada *	4.0	4	0	0	2	4	W
2/9	UC Riverside *	4.0	4	2	2	0	7	W
2/14	vs. Charlotte *	4.0	2	0	0	0	2	W
2/15	vs. (23) Kentucky *	3.0	2	1	1	2	1	-
2/16	vs. Virginia	3.0	5	0	0	0	2	-
2/21	vs. (5) Tennessee *	4.0	7	3	3	4	1	-
2/22	vs. Baylor *	6.0	3	2	2	1	6	W
2/27	vs. Notre Dame	4.2	3	0	0	1	3	W
2/28	vs. Utah *	6.0	7	4	3	3	4	W
3/1	vs. Weber State *	4.0	6	5	5	1	8	W
3/8	vs. Sacramento State *	5.0	5	1	1	0	8	W
3/9	at LMU	1.2	0	0	0	2	2	W
3/11	San Diego	2.0	0	0	0	2	1	-
3/14	Purdue	2.0	1	0	0	2	2	-
3/16	Purdue *	1.2	4	3	3	1	2	-
3/22	at Iowa	1.0	3	0	0	0	2	-
3/26	at Howard *	5.0	0	0	0	1	6	W
3/29	at Maryland	1.0	0	0	0	1	0	-
3/30	at Maryland *	5.0	3	1	1	4	5	W
4/8	at Cal Baptist *	2.0	1	0	0	0	1	-
4/11	Washington *	7.0	10	4	4	4	5	W
4/13	Washington	4.0	1	1	1	1	3	W
4/19	at (5) Oregon *	6.0	3	0	0	1	3	W
4/20	at (5) Oregon	1.0	3	5	4	2	0	-
4/26	at Michigan	1.0	0	0	0	0	1	S, 1
4/27	at Michigan	4.0	1	0	0	1	5	W
4/28	at Michigan	6.0	7	3	3	2	5	W
5/2	Northwestern	4.0	5	5	0	1	2	-
5/4	Northwestern	0.2	4	4	3	1	0	L
5/10	Michigan *	5.2	4	2	2	0	5	L

* indicates Game Started

PITCHING CAREER LINES

55 • Kaitlyn Terry • LHP • So.

Year	era	w-l	app	gs	cg	sho	sv	ip	h	r	er	bb	so	2b	3b	hr	bf	bavg	wp	hbp	bk	sfa	sha
2024	2.38	21-3	40	28	16	8/1	1	182.0	158	73	62	67	161	13	1	20	773	.232	5	11	0	4	9
2025	2.50	18-4	29	18	10	4/2	2	129.0	103	50	46	31	154	7	3	14	527	.217	9	11	0	4	7
TOTAL	2.43	39-7	69	46	26	12/3	3	311.0	261	123	108	98	315	20	4	34	1300	.226	14	22	0	8	16



KAITLYN
TERRY

#55 • LHP • 5-6 • So.
Greenway High School
Glendale, Ariz.

SEASON HIGHS

Stat	Value	Opponent
Innings Pitched	8.2	vs. Arizona (3/1/25)
Hits Allowed	10	vs. Arizona (3/1/25)
Runs Allowed	8	Northwestern (5/3/25)
Earned Runs Allowed	7	Northwestern (5/3/25)
Walks Allowed	4	at Michigan (4/27/25)
Home Runs Allowed	4	Northwestern (5/3/25)
Strikeouts	14	vs. Missouri (2/20/25)

CAREER HIGHS

Stat	Value	Opponent
Innings Pitched	8.2	vs. Arizona (3/1/25)
Hits Allowed	13	Arizona (4/27/24)
Runs Allowed	8 (2x)	MR: Northwestern (5/3/25)
Earned Runs Allowed	8	Arizona (4/27/24)
Walks Allowed	4 (4x)	MR: at Michigan (4/27/25)
Home Runs Allowed	4	Northwestern (5/3/25)
Strikeouts	14	vs. Missouri (2/20/25)

THE LAST TIME IN STARTS

0 Earned Runs:San Diego State (5/17/25)
CG Shutout:San Diego State (5/17/25)
Complete Game:San Diego State (5/17/25)
Worked 5.0+ Innings:San Diego State (5/17/25)
5+ Strikeouts:San Diego State (5/17/25)
0 Walks (min. 3.0 IP):Washington (4/13/25)
No-Hitter: Never happened
Perfect Game: Never happened

THE LAST TIME IN RELIEF

0 Earned Runs:UC Santa Barbara (5/16/25)
Worked 3.0+ Innings:Cal State Fullerton (4/30/25)
5+ Strikeouts:Purdue (3/16/25)
0 Walks:UC Santa Barbara (5/16/25)
Earned Save:UC Santa Barbara (5/16/25)

2025 Game-By-Game Statistics (Sophomore)

29 Appearances (18 Starts)

Date	Opponent	IP	H	R	ER	BB	SO	DEC
2/7	IU Indy (Gm. 2) *	5.0	1	0	0	1	7	W
2/8	vs. Lehigh *	5.0	1	0	0	0	9	W
2/14	vs. (9) Oklahoma State *	5.0	3	2	2	0	5	W
2/15	vs. (23) Kentucky	4.0	2	0	0	1	6	W
2/15	vs. (14) Alabama	5.1	3	0	0	0	4	W
2/16	vs. Virginia	2.0	1	2	2	1	3	L
2/20	vs. (22) Missouri *	7.0	4	1	1	1	14	W
2/21	vs. (5) Tennessee	3.0	1	0	0	0	4	W
2/22	vs. (10) Arkansas *	6.0	5	1	1	0	6	W
2/27	vs. (5) LSU *	6.0	7	2	2	2	4	L
3/1	vs. (12) Arizona	8.2	10	7	5	3	5	L
3/6	LMU *	5.0	1	1	0	1	6	W
3/9	at LMU	1.1	2	0	0	0	3	-
3/11	San Diego *	3.0	1	0	0	2	4	W
3/15	Purdue *	6.0	2	1	1	0	6	W
3/16	Purdue	5.1	4	2	2	1	6	W
3/23	at Iowa *	5.0	7	2	2	1	8	-
3/28	at Maryland *	5.0	3	0	0	2	4	W
4/4	(21) Ohio State *	5.0	7	6	6	3	7	W
4/8	at Cal Baptist	2.0	5	1	1	1	1	W
4/13	Washington *	3.0	5	4	4	0	3	-
4/20	at (5) Oregon *	2.0	2	3	3	1	3	L
4/27	at Michigan *	4.0	3	3	3	4	4	-
4/28	at Michigan	0.1	1	1	1	1	0	-
4/30	Cal State Fullerton	3.0	5	1	1	1	4	S, 1
5/3	Northwestern *	7.0	9	8	7	1	9	W
5/9	vs. (19) Nebraska *	7.0	5	2	2	2	13	W
5/16	UC Santa Barbara	2.0	1	0	0	0	1	S, 2
5/17	San Diego State *	6.0	2	0	0	1	5	W

* indicates Game Started
italicized indicates NCAA Tournament Contest

2024 Game-By-Game Statistics (Freshman)

40 Appearances (28 Starts)

Date	Opponent	IP	H	R	ER	BB	SO	DEC
2/9	Maryland *	1.1	3	4	1	2	2	-
2/10	San Diego *	6.2	8	6	4	2	7	W
2/16	vs. (7) Florida State	2.0	3	2	2	2	2	-
2/16	vs. (4) Georgia	0.2	1	1	0	1	1	-
2/23	vs. Nebraska *	3.0	3	4	2	4	3	-
2/24	vs. Illinois	4.2	1	0	0	2	3	W
3/1	vs. Michigan *	6.0	4	0	0	1	6	W
3/2	vs. Weber State *	6.0	3	0	0	1	12	W
3/2	vs. DePaul	1.2	1	0	0	0	0	-
3/3	vs. San Jose State	3.0	0	0	0	1	4	W
3/8	Utah	0.1	2	2	2	2	0	-
3/9	Utah *	3.0	5	3	3	1	2	-
3/10	Utah *	5.0	4	1	1	0	3	W
3/12	Rutgers	3.2	3	3	3	3	7	W
3/16	LMU (Gm. 2) *	5.0	3	0	0	2	5	W
3/22	at (8) Washington	5.1	6	2	1	2	5	-
3/24	at (8) Washington *	7.0	2	0	0	1	2	W
3/28	(24) Oregon *	5.2	6	3	2	2	4	-
3/29	(24) Oregon	3.0	4	2	2	4	3	S, 1
4/6	at Oregon State *	7.0	5	2	2	2	3	W
4/7	at Oregon State	2.2	1	0	0	0	2	-
4/9	Cal State Fullerton *	6.0	5	0	0	1	8	W
4/20	at (5) Stanford *	3.0	9	3	2	1	2	-
4/21	at (5) Stanford *	4.1	4	0	0	2	7	-
4/23	at Long Beach State *	7.0	5	2	2	3	10	W
4/26	(19) Arizona	1.0	0	0	0	2	0	-
4/27	(19) Arizona *	7.0	13	8	8	2	5	L
4/28	(19) Arizona *	7.0	9	7	7	4	3	W
5/3	at Arizona State *	7.0	2	2	2	1	6	W
5/4	at Arizona State *	7.0	5	1	1	2	5	W
5/5	at Arizona State *	7.0	6	4	4	2	3	W
5/9	vs. Arizona State *	7.0	1	0	0	0	4	W
5/10	vs. (18) Arizona *	3.0	5	4	4	2	4	-
5/11	vs. Utah *	6.0	3	1	1	1	3	W
5/17	Grand Canyon *	5.0	2	0	0	0	7	W
5/18	(15) Virginia Tech	5.2	7	2	2	2	3	W
5/23	(14) Georgia *	6.0	4	0	0	3	5	W
5/30	vs. (19) Alabama *	4.0	4	1	1	1	3	-
6/1	vs. (2) Oklahoma *	4.0	3	1	1	3	4	L
6/2	vs. (8) Stanford *	2.1	3	2	2	0	3	L

* indicates Game Started
italicized indicates NCAA Tournament Contest

PITCHING CAREER LINES

23 • Taylor Tinsley • RHP • Jr.

Year	era	w-l	app	gs	cg	sho	sv	ip	h	r	er	bb	so	2b	3b	hr	bf	bavg	wp	hbp	bk	sfa	sha
2023	1.47	6-1	20	13	3	3/3	0	57.1	53	19	12	9	48	11	3	3	245	.230	2	4	0	0	1
2024	1.90	18-8	34	22	12	3/1	3	147.1	137	55	40	26	166	23	0	19	617	.239	4	9	0	3	6
2025	2.47	14-4	31	22	9	2/4	2	119.0	90	48	42	17	148	14	2	12	472	.204	2	4	0	1	9
TOTAL	2.03	38-13	85	57	24	8/8	5	323.2	280	122	94	52	362	48	5	34	1334	.225	8	17	0	4	16



TAYLOR
TINSLEY
#23 • RHP • 5-7 • Jr.
George Walton Academy
Lawrenceville, Ga.

SEASON HIGHS

Stat	Value	Opponent
Innings Pitched	7.0 (6x)	MR: vs. Indiana (5/8/25)
Hits Allowed	7 (2x)	MR: vs. Indiana (5/8/25)
Runs Allowed	5 (2x)	MR: at Iowa (3/23/25)
Earned Runs Allowed	5 (2x)	MR: at Iowa (3/23/25)
Walks Allowed	4	vs. Nebraska (2/20/25)
Home Runs Allowed	2 (3x)	MR: Northwestern (5/2/25)
Strikeouts	14	IU Indy (2/7/25)

CAREER HIGHS

Stat	Value	Opponent
Innings Pitched	9.0	at Stanford (4/19/24)
Hits Allowed	11 (2x)	MR: at Washington (3/23/24)
Runs Allowed	7	Oklahoma State (2/11/24)
Earned Runs Allowed	6	vs. Georgia (2/16/24)
Walks Allowed	4 (3x)	MR: vs. Nebraska (2/20/24)
Home Runs Allowed	3	Oklahoma State (2/11/24)
Strikeouts	15	at Stanford (4/19/24)

THE LAST TIME IN STARTS

0 Earned Runs:Northwestern (5/2/25)
CG Shutout:Ohio State (4/5/25)
Complete Game:vs. Indiana (5/8/25)
Worked 5.0+ Innings:Northwestern (5/4/25)
5+ Strikeouts:UC Santa Barbara (5/18/25)
0 Walks (min. 3.0 IP):UC Santa Barbara (5/18/25)
No-Hitter:at San Diego State (3/8/25)
Perfect Game:Never happened

THE LAST TIME IN RELIEF

0 Earned Runs:vs. Michigan (5/10/25)
Worked 3.0+ Innings:vs. Stanford (6/2/24)
5+ Strikeouts:Utah (3/9/24)
0 Walks:vs. Michigan (5/10/25)
Earned Save:Purdue (3/15/25)

2025 Game-By-Game Statistics (Junior)

31 Appearances (22 Starts)

Date	Opponent	IP	H	R	ER	BB	SO	DEC
2/7	IU Indy (Gm. 1) *	5.0	1	0	0	0	14	W
2/8	vs. Nevada	2.0	1	0	0	0	4	S, 1
2/14	vs. (9) Oklahoma State	2.0	3	2	0	2	2	-
2/15	vs. (14) Alabama *	1.2	5	3	3	0	2	-
2/16	vs. Virginia *	1.1	6	5	5	0	3	-
2/20	vs. (16) Nebraska *	6.0	3	1	0	4	8	W
2/22	vs. Baylor	1.0	0	0	0	0	1	-
2/23	vs. (11) Duke *	7.0	4	1	1	0	7	L
2/27	vs. (5) LSU	1.0	0	0	0	1	1	-
2/28	at CSU Fullerton *	7.0	7	2	2	1	13	W
3/1	vs. (12) Arizona *	1.0	3	2	2	0	0	-
3/7	Sacramento State	1.2	2	1	1	0	2	-
3/8	at San Diego State *	7.0	0	0	0	1	9	W
3/14	Purdue *	5.0	2	0	0	0	10	W
3/15	Purdue	1.0	0	0	0	0	1	S, 2
3/22	at Iowa *	5.0	3	0	0	1	7	W
3/23	at Iowa	1.0	4	5	5	2	1	L
3/29	at Maryland *	6.0	2	1	1	0	9	W
4/1	CSUN *	5.0	4	2	2	0	6	W
4/5	(21) Ohio State *	7.0	1	0	0	2	10	W
4/12	Washington *	7.0	3	2	2	0	11	W
4/18	at (5) Oregon *	6.0	4	3	3	0	4	L
4/20	at (5) Oregon	1.0	2	1	1	0	1	-
4/26	at Michigan	6.0	6	3	1	0	6	W
4/27	at Michigan *	0.2	3	4	4	1	0	-
5/2	Northwestern *	2.0	4	3	0	0	1	L
5/4	Northwestern *	6.1	4	1	1	0	6	-
5/8	vs. Indiana *	7.0	7	4	4	3	1	W
5/10	vs. Michigan	1.1	0	0	0	0	1	-
5/16	UC Santa Barbara *	4.0	3	1	1	1	1	W
5/18	UC Santa Barbara *	4.0	3	1	1	0	6	W

* indicates Game Started

italicized indicates NCAA Tournament Contest

2023 Game-By-Game Statistics (Freshman)

20 Appearances (13 Starts)

Date	Opponent	IP	H	R	ER	BB	SO	DEC
2/11	CSU Bakersfield *	5.0	0	0	0	0	4	W
2/18	vs. (6) Florida State *	1.1	3	2	2	2	1	-
2/19	vs. Louisiana *	3.2	1	3	0	1	3	-
2/24	vs. Iowa *	4.0	4	1	1	0	6	-
2/25	vs. Texas A&M *	7.0	4	0	0	4	8	W
2/26	vs. (2) Oklahoma	2.2	8	6	5	0	1	-
3/3	vs. Fresno State *	2.2	6	1	1	0	3	-
3/4	vs. Cal Poly *	3.0	3	0	0	1	1	W
3/7	Howard *	5.0	2	0	0	0	7	W
3/11	at California *	2.0	2	1	1	0	1	L
3/26	at (19) Oregon	2.0	2	0	0	0	1	-
4/2	(6) Stanford *	4.0	3	0	0	0	3	W
4/4	at UC San Diego	1.0	0	0	0	0	2	-
4/6	Oregon State	0.2	1	2	0	0	0	-
4/15	at (24) Arizona	2.0	3	0	0	0	3	-
4/19	at Long Beach St. *	5.0	1	0	0	1	2	W
4/25	at CSUN *	3.2	6	1	1	0	1	-
4/30	at (23) Utah *	0.1	3	2	1	0	0	-
5/1	at BYU	2.0	1	0	0	0	1	-
5/5	San Diego State	0.1	0	0	0	0	0	-

* indicates Game Started

2024 Game-By-Game Statistics (Sophomore)

34 Appearances (22 Starts)

Date	Opponent	IP	H	R	ER	BB	SO	DEC
2/9	Maryland	1.0	2	0	0	0	3	S, 1
2/9	(8) Texas *	7.0	7	3	1	2	8	L
2/10	San Diego	0.1	0	0	0	0	1	S, 2
2/11	(9) Oklahoma State *	4.2	10	7	5	1	3	L
2/16	vs. (7) Florida State *	4.1	9	4	4	1	3	-
2/16	vs. (4) Georgia *	6.1	5	6	6	4	4	L
2/23	vs. Nebraska	1.0	0	0	0	0	1	W
2/23	vs. (24) Northwestern *	7.0	3	0	0	2	9	W
2/24	vs. Baylor *	7.0	11	5	0	2	11	L
2/25	vs. (5) Tennessee *	7.0	8	2	2	0	9	W
3/1	vs. (13) Florida *	6.0	6	1	1	1	7	L
3/3	vs. San Jose State *	4.0	3	1	1	0	5	-
3/8	Utah *	6.2	2	0	0	1	9	W
3/9	Utah	4.0	3	2	0	0	7	W
3/16	LMU (Gm. 1) *	5.0	3	0	0	0	4	W
3/22	at (8) Washington *	0.2	5	4	4	1	0	L
3/23	at (8) Washington *	6.0	11	6	5	0	4	L
3/28	(24) Oregon	1.1	0	0	0	0	2	W
3/29	(24) Oregon *	4.0	6	1	1	3	3	W
4/5	at Oregon State *	7.0	3	1	1	1	12	W
4/7	at Oregon State *	3.1	6	1	1	0	5	L
4/12	(20) California *	7.0	6	1	1	0	9	W
4/19	at (5) Stanford *	9.0	5	0	0	0	15	W
4/20	at (5) Stanford	4.0	2	0	0	1	3	W
4/21	at (5) Stanford	2.2	0	0	0	0	2	W
4/26	(19) Arizona *	4.0	4	2	0	1	4	W
5/10	vs. (18) Arizona	4.0	2	1	1	0	1	W
5/11	vs. Utah	1.0	0	0	0	0	2	S, 3
5/18	(15) Virginia Tech *	1.1	3	4	3	1	3	-
5/19	Grand Canyon *	5.0	2	1	1	2	6	W
5/24	(14) Georgia *	7.0	4	1	1	1	6	W
5/30	vs. (19) Alabama	3.0	2	0	0	1	2	W
6/1	vs. (2) Oklahoma	2.0	1	0	0	0	2	-
6/2	vs. (8) Stanford	3.2	3	1	1	0	1	-

* indicates Game Started

italicized indicates NCAA Tournament Contest

LINE SCORES

GAME 1: UCLA 8, IU Indianapolis 0

Feb. 7 at Easton Stadium (Los Angeles, Calif.)

	1	2	3	4	5	6	R	H	E
IU Indy	0	0	0	0	0	0	0	2	0
UCLA	0	0	0	2	5	1	8	8	0

WP: Tinsley (1-0) LP: Phariss (0-1)

Time: 1:41 Attendance: 447

GAME 2: UCLA 9, IU Indianapolis 0

Feb. 7 at Easton Stadium (Los Angeles, Calif.)

	1	2	3	4	5	R	H	E
IU Indy	0	0	0	0	0	0	1	1
UCLA	5	4	0	0	X	9	11	0

WP: Terry (1-0) LP: Holman (0-1)

Time: 1:29 Attendance: 447

GAME 3: UCLA 8, Nevada 0

Feb. 8 at Bill Barber Park (Irvine, Calif.)

	1	2	3	4	5	6	R	H	E
Nevada	0	0	0	0	0	0	0	5	1
UCLA	2	0	1	0	1	4	8	8	1

WP: Fisher (1-0) LP: McPartland (0-1) SV: Tinsley (1)

Time: 1:50 Attendance: N/A

GAME 4: UCLA 9, Lehigh 0

Feb. 8 at Bill Barber Park (Irvine, Calif.)

	1	2	3	4	5	R	H	E
Lehigh	0	0	0	0	0	0	1	0
UCLA	3	0	0	6	X	9	10	2

WP: Terry (2-0) LP: Finnerty (0-1)

Time: 1:20 Attendance: N/A

GAME 5: UCLA 10, UC Riverside 2

Feb. 9 at Easton Stadium (Los Angeles, Calif.)

	1	2	3	4	5	6	R	H	E
UC Riverside	0	0	2	0	0	0	2	4	3
UCLA	4	0	1	0	1	4	10	15	0

WP: Fisher (2-0) LP: Heinlin (0-2) SV: Cecil (1)

Time: 1:58 Attendance: 560

GAME 6: UCLA 6, Oklahoma State 4

Feb. 14 at Eddie C. Moore Complex (Clearwater, Fla.)

	1	2	3	4	5	6	7	R	H	E
OSU	2	0	0	0	0	2	0	4	6	0
UCLA	3	0	0	1	2	0	X	6	13	0

WP: Terry (3-0) LP: Crandall (0-1)

Time: 1:59 Attendance: 4456

GAME 7: UCLA 10, Charlotte 0

Feb. 14 at Eddie C. Moore Complex (Clearwater, Fla.)

	1	2	3	4	5	R	H	E
Charlotte	0	0	0	0	0	0	2	3
UCLA	3	2	1	4	X	10	11	0

WP: Fisher (3-0) LP: Yarnall (1-2)

Time: 1:22 Attendance: 4456

GAME 8: UCLA 3, Kentucky 1

Feb. 15 at Eddie C. Moore Complex (Clearwater, Fla.)

	1	2	3	4	5	6	7	R	H	E
Kentucky	0	0	0	1	0	0	0	1	4	1
UCLA	1	0	1	1	0	0	X	3	5	1

WP: Terry (4-0) LP: Fall (1-1)

Time: 2:30 Attendance: 4610

GAME 9: UCLA 6, Alabama 3

Feb. 15 at Eddie C. Moore Complex (Clearwater, Fla.)

	1	2	3	4	5	6	7	R	H	E
UCLA	0	0	0	0	0	6	0	6	8	0
Alabama	1	2	0	0	0	0	X	3	8	2

WP: Terry (5-0) LP: Briski (1-3)

Time: 2:01 Attendance: 4610

GAME 10: Virginia 7, UCLA 6

Feb. 15 at Eddie C. Moore Complex (Clearwater, Fla.)

	1	2	3	4	5	6	7	R	H	E
UCLA	0	0	4	2	0	0	0	6	10	0
Virginia	2	3	0	0	0	0	2	7	12	1

WP: Henley (3-1) LP: Terry (5-1)

Time: 2:39 Attendance: 4570

GAME 11: UCLA 4, Missouri 1

Feb. 20 at Big League Dreams Park (Cathedral City, Calif.)

	1	2	3	4	5	6	7	R	H	E
Missouri	0	0	0	0	0	1	0	1	4	1
UCLA	0	2	0	0	0	2	X	4	9	0

WP: Terry (6-1) LP: McCann (3-1)

Time: 1:54 Attendance: --

GAME 12: UCLA 9, Nebraska 1

Feb. 20 at Big League Dreams Park (Cathedral City, Calif.)

	1	2	3	4	5	6	R	H	E
Nebraska	0	0	1	0	0	0	1	3	0
UCLA	0	1	0	1	2	5	9	7	0

WP: Tinsley (2-0) LP: Camenzind (1-1)

Time: 2:13 Attendance: --

GAME 13: UCLA 4, Tennessee 3

Feb. 21 at Big League Dreams Park (Cathedral City, Calif.)

	1	2	3	4	5	6	7	R	H	E
Tennessee	3	0	0	0	0	0	0	3	8	0
UCLA	0	0	0	0	4	0	X	4	7	0

WP: Terry (7-1) LP: Mardjetko (5-1)

Time: 2:10 Attendance: --

GAME 14: UCLA 6, Baylor 2

Feb. 22 at Big League Dreams Park (Cathedral City, Calif.)

	1	2	3	4	5	6	7	R	H	E
Baylor	0	0	0	1	0	1	0	2	3	0
UCLA	0	0	2	0	4	0	X	6	10	0

WP: Fisher (4-0) LP: Warncke (3-1)

Time: 1:47 Attendance: --

GAME 15: UCLA 9, Arkansas 1

Feb. 22 at Big League Dreams Park (Cathedral City, Calif.)

	1	2	3	4	5	6	R	H	E
Arkansas	0	0	0	1	0	0	1	5	1
UCLA	0	0	4	0	1	4	9	9	0

WP: Terry (8-1) LP: Burnham (4-1)

Time: 1:40 Attendance: --

GAME 16: Duke 1, UCLA 0

Feb. 23 at Big League Dreams Park (Cathedral City, Calif.)

	1	2	3	4	5	6	7	R	H	E
Duke	0	0	0	0	0	0	1	1	4	0
UCLA	0	0	0	0	0	0	0	0	3	2

WP: Curd (5-1) LP: Tinsley (2-1)

Time: 2:03 Attendance: --

GAME 17: LSU 2, UCLA 1

Feb. 27 at Anderson Family Field (Fullerton, Calif.)

	1	2	3	4	5	6	7	R	H	E
LSU	0	0	0	0	0	2	0	2	7	0
UCLA	0	0	0	0	0	1	0	1	5	0

WP: Berzon (6-0) LP: Terry (8-2)

Time: 1:47 Attendance: 350

GAME 18: UCLA 7, Notre Dame 2

Feb. 27 at Anderson Family Field (Fullerton, Calif.)

	1	2	3	4	5	6	7	R	H	E
Notre Dame	0	0	2	0	0	0	0	2	6	1
UCLA	0	1	0	5	0	1	X	7	9	1

WP: Fisher (5-0) LP: Kamzik (2-3)

Time: 2:15 Attendance: 350

GAME 19: UCLA 16, Utah 4

Feb. 28 at Anderson Family Field (Fullerton, Calif.)

	1	2	3	4	5	6	R	H	E
UCLA	4	3	0	0	0	9	16	16	1
Utah	0	1	0	1	2	0	4	7	1

WP: Fisher (6-0) LP: Jones (2-7)

Time: 2:13 Attendance: 500

GAME 20: UCLA 6, Cal State Fullerton 2

Feb. 28 at Anderson Family Field (Fullerton, Calif.)

	1	2	3	4	5	6	7	R	H	E
UCLA	0	5	0	0	1	0	0	6	4	2
CSUF	0	0	0	2	0	0	0	2	7	1

WP: Tinsley (3-1) LP: McCleskey (5-4)

Time: 2:17 Attendance: 409

GAME 21: UCLA 26, Weber State 5

March 1 at Anderson Family Field (Fullerton, Calif.)

	1	2	3	4	5	R	H	E
Weber State	0	0	5	0	0	5	7	2
UCLA	5	6	9	6	X	26	21	0

WP: Fisher (7-0) LP: Veltien (2-4)

Time: 2:10 Attendance: --

GAME 22: Arizona 9, UCLA 8

March 1 at Anderson Family Field (Fullerton, Calif.)

	1	2	3	4	5	6	7	8	9	10	R	H	E
UCLA	0	0	0	2	0	0	3	0	1	2	8	8	0
Arizona	2	0	0	0	0	0	3	0	1	3	9	13	1

WP: Netz (8-1) LP: Terry (8-3)

Time: 3:04 Attendance: --

GAME 23: UCLA 11, LMU 1

March 6 at Easton Stadium (Los Angeles, Calif.)

	1	2	3	4	5	R	H	E
LMU	0	0	0	0	1	1	1	0
UCLA	3	8	0	0	X	11	6	0

WP: Terry (9-3) LP: O'Dell (4-8)

Time: 1:30 Attendance: 140

GAME 24: UCLA 12, Sacramento State 4

March 7 at Easton Stadium (Los Angeles, Calif.)

	1	2	3	4	5	6	R	H	E
Sac St.	0	0	1	2	0	1	4	4	1
UCLA	2	4	0	2	1	3	12	13	0

WP: Cecil (1-0) LP: Ortiz (2-3)

Time: 2:15 Attendance: 352

GAME 25: UCLA 11, Sacramento State 1

March 8 at SDSU Softball Stadium (San Diego, Calif.)

	1	2	3	4	5	R	H	E
UCLA	0	5	2	1	3	11	8	0
Sac St.	0	0	0	1	0	1	5	2

WP: Fisher (8-0) LP: Magorian (4-4)

Time: 1:40 Attendance: 1312

GAME 26: UCLA 5, San Diego State 0

March 8 at SDSU Softball Stadium (San Diego, Calif.)

	1	2	3	4	5	6	7	R	H	E
UCLA	0	0	3	0	0	2	0	5	8	1
SDSU	0	0	0	0	0	0	0	0	0	0

WP: Tinsley (4-1) LP: Hernandez (4-3)

Time: 1:49 Attendance: 1312

GAME 27: UCLA 12, LMU 0

March 9 at Smith Field (Los Angeles, Calif.)

	1	2	3	4	5	R	H	E
UCLA	0	2	4	3	3	12	9	0
LMU	0	0	0	0	0	0	2	0

WP: Fisher (9-0) LP: O'Dell (4-9)

Time: 1:55 Attendance: 100

GAME 28: UCLA 9, San Diego 0

March 11 at Easton Stadium (Los Angeles, Calif.)

	1	2	3	4	5	R	H	E
San Diego	0	0	0	0	0	0	1	2
UCLA	8	0	1	0	X	9	8	1

LINE SCORES

GAME 34: UCLA 10, Howard 0

March 26 at Nationals Youth Academy (Washington, D.C.)

	1	2	3	4	5	R	H	E
UCLA	2	0	1	7	0	10	10	1
Howard	0	0	0	0	0	0	0	1

WP: Fisher (10-0) LP: Gonzales (0-5)

Time: 1:42 Attendance: 723

GAME 35: UCLA 9, Maryland 0

March 28 at UMD Softball Complex (College Park, Md.)

	1	2	3	4	5	R	H	E
UCLA	0	1	0	5	3	9	7	0
Maryland	0	0	0	0	0	0	3	2

WP: Terry (13-3) LP: Shearer (3-6)

Time: 1:52 Attendance: 520

GAME 36: UCLA 6, Maryland 1

March 29 at UMD Softball Complex (College Park, Md.)

	1	2	3	4	5	6	7	R	H	E
UCLA	0	0	0	0	0	3	3	6	6	0
Maryland	0	0	0	0	0	1	0	1	2	0

WP: Tinsley (7-2) LP: Godfrey (5-5)

Time: 2:00 Attendance: 1200

GAME 37: UCLA 10, Maryland 1

March 30 at UMD Softball Complex (College Park, Md.)

	1	2	3	4	5	R	H	E
UCLA	2	0	0	0	8	10	10	0
Maryland	0	1	0	0	0	1	3	1

WP: Fisher (11-0) LP: Bucher (1-3)

Time: 1:54 Attendance: 1004

GAME 38: UCLA 10, CSUN 2

April 1 at Easton Stadium (Los Angeles, Calif.)

	1	2	3	4	5	R	H	E
CSUN	0	0	0	2	0	2	4	0
UCLA	1	2	0	0	7	10	8	0

WP: Tinsley (8-2) LP: Carranco (8-6)

Time: 1:48 Attendance: 500

GAME 39: UCLA 9, UC San Diego 0

April 1 at Easton Stadium (Los Angeles, Calif.)

	1	2	3	4	5	R	H	E
UCSD	0	0	0	0	0	0	1	2
UCLA	4	3	1	1	X	9	12	0

WP: Cecil (2-0) LP: Adams (2-3)

Time: 1:32 Attendance: 727

GAME 40: UCLA 14, Ohio State 6

April 4 at Easton Stadium (Los Angeles, Calif.)

	1	2	3	4	5	R	H	E
Ohio State	2	0	3	0	1	6	7	1
UCLA	0	8	1	1	4	14	14	0

WP: Terry (14-3) LP: Boutte (13-6)

Time: 1:45 Attendance: 921

GAME 41: UCLA 7, Ohio State 0

April 5 at Easton Stadium (Los Angeles, Calif.)

	1	2	3	4	5	6	7	R	H	E
Ohio State	0	0	0	0	0	0	0	0	1	1
UCLA	1	0	0	0	0	6	X	7	10	0

WP: Tinsley (9-2) LP: Boutte (13-7)

Time: 1:45 Attendance: 1348

GAME 42: UCLA 10, Cal Baptist 1

April 8 at Funk Stadium (Riverside, Calif.)

	1	2	3	4	5	R	H	E
UCLA	2	1	7	0	0	10	7	1
Cal Baptist	0	0	0	1	0	1	7	0

WP: Terry (15-3) LP: Hollingsworth (7-7)

Time: 1:46 Attendance: 390

GAME 43: UCLA 7, Washington 4

April 11 at Easton Stadium (Los Angeles, Calif.)

	1	2	3	4	5	6	7	R	H	E
Washington	0	0	0	0	0	0	4	4	10	0
UCLA	6	0	0	0	1	0	X	7	6	0

WP: Fisher (12-0) LP: Ramuno (7-4)

Time: 2:02 Attendance: 789

GAME 44: UCLA 7, Washington 2

April 12 at Easton Stadium (Los Angeles, Calif.)

	1	2	3	4	5	6	7	R	H	E
Washington	0	0	0	0	2	0	0	2	3	0
UCLA	4	0	2	1	0	0	X	7	10	0

WP: Tinsley (10-2) LP: Reimer (13-5)

Time: 1:58 Attendance: 1348

GAME 45: UCLA 6, Washington 5

April 13 at Easton Stadium (Los Angeles, Calif.)

	1	2	3	4	5	6	7	R	H	E
Washington	0	1	0	3	0	0	1	5	6	1
UCLA	1	0	3	1	0	1	X	6	8	0

WP: Fisher (13-0) LP: Hansen (7-2)

Time: 1:59 Attendance: 1348

GAME 46: Oregon 3, UCLA 1

April 18 at Jane Sanders Stadium (Eugene, Ore.)

	1	2	3	4	5	6	7	R	H	E
UCLA	0	0	0	0	0	0	1	1	6	0
Oregon	0	0	0	1	0	2	X	3	4	0

WP: Grein (24-1) LP: Tinsley (10-3)

Time: 1:53 Attendance: 2373

GAME 47: UCLA 8, Oregon 0

April 19 at Jane Sanders Stadium (Eugene, Ore.)

	1	2	3	4	5	6	R	H	E
UCLA	0	0	2	0	0	6	8	9	1
Oregon	0	0	0	0	0	0	0	3	1

WP: Fisher (14-0) LP: Sokolsky (11-2)

Time: 2:02 Attendance: 2517

GAME 48: Oregon 9, UCLA 0

April 20 at Jane Sanders Stadium (Eugene, Ore.)

	1	2	3	4	5	R	H	E
UCLA	0	0	0	0	0	0	3	1
Oregon	2	0	2	5	X	9	7	0

WP: Grein (25-1) LP: Terry (15-4)

Time: 1:35 Attendance: 2092

GAME 49: UCLA 9, Long Beach State 0

April 22 at Easton Stadium (Los Angeles, Calif.)

	1	2	3	4	5	R	H	E
LBSU	0	0	0	0	0	0	0	1
UCLA	3	0	1	5	X	9	9	0

WP: Cecil (3-0) LP: Gonzales (3-4)

Time: 1:47 Attendance: 653

GAME 50: UCLA 5, Michigan 3

April 26 at Carol Hutchins Stadium (Ann Arbor, Mich.)

	1	2	3	4	5	6	7	R	H	E
UCLA	1	2	0	0	1	0	1	5	11	2
Michigan	0	0	0	0	2	1	0	3	6	0

WP: Tinsley (11-3) LP: Derkowski (12-12) S: Fisher (1)

Time: 2:05 Attendance: 2432

GAME 51: UCLA 4, Michigan 3

April 27 at Carol Hutchins Stadium (Ann Arbor, Mich.)

	1	2	3	4	5	6	7	8	R	H	E
UCLA	0	3	0	0	0	0	0	1	4	7	0
Michigan	2	1	0	0	0	0	0	0	3	4	1

WP: Fisher (15-0) LP: Hoehn (16-4)

Time: 2:17 Attendance: 2443

GAME 52: UCLA 12, Michigan 8

April 28 at Carol Hutchins Stadium (Ann Arbor, Mich.)

	1	2	3	4	5	6	7	R	H	E
UCLA	1	3	0	1	4	3	0	12	13	1
Michigan	5	0	0	0	2	1	0	8	11	1

WP: Fisher (16-0) LP: Hoehn (16-5)

Time: 2:43 Attendance: 1171

GAME 53: UCLA 4, Cal State Fullerton 2

April 30 at Easton Stadium (Los Angeles, Calif.)

	1	2	3	4	5	6	7	R	H	E
CSUF	0	1	0	0	0	0	1	2	9	4
UCLA	0	2	0	1	0	1	X	4	9	1

WP: Cecil (4-0) LP: Hurtado (5-3) S: Terry (1)

Time: 2:12 Attendance: 383

GAME 54: Northwestern 8, UCLA 0

May 2 at Easton Stadium (Los Angeles, Calif.)

	1	2	3	4	5	6	R	H	E
Northwestern	0	3	4	0	0	1	8	9	0
UCLA	0	0	0	0	0	0	0	3	4

WP: Boyd (13-4) LP: Tinsley (11-4)

Time: 1:52 Attendance: 759

GAME 55: UCLA 15, Northwestern 8

May 3 at Easton Stadium (Los Angeles, Calif.)

	1	2	3	4	5	6	7	R	H	E
Northwestern	0	0	0	4	4	0	0	8	9	1
UCLA	3	5	3	0	4	0	X	15	15	1

WP: Terry (16-4) LP: Blea (1-1)

Time: 2:28 Attendance: 786

GAME 56: Northwestern 5, UCLA 3

May 4 at Easton Stadium (Los Angeles, Calif.)

	1	2	3	4	5	6	7	R	H	E
Northwestern	1	0	0	0	0	4	0	5	8	1
UCLA	0	0	3	0	0	0	0	3	4	2

WP: Boyd (14-4) LP: Fisher (16-1)

Time: 2:07 Attendance: 1220

GAME 57: UCLA 5, Indiana 4

May 8 at Bitteringer Stadium (West Lafayette, Ind.)

	1	2	3	4	5	6	7	R	H	E
Indiana	0	0	2	0	2	0	0	4	7	1
UCLA	3	0	0	1	0	0	1	5	11	1

WP: Tinsley (12-4) LP: Copeland (16-8)

Time: 2:23 Attendance: 450

GAME 58: UCLA 4, Nebraska 2

May 9 at Bitteringer Stadium (West Lafayette, Ind.)

	1	2	3	4	5	6	7	R	H	E
Nebraska	0	0	0	0	0	2	0	2	5	0
UCLA	1	0	0	2	0	1	X	4	9	0

WP: Terry (17-4) LP: Bahl (23-6)

Time: 2:11 Attendance: 1417

GAME 59: Michigan 2, UCLA 0

May 10 at Bitteringer Stadium (West Lafayette, Ind.)

	1	2	3	4	5	6	7	R	H	E
Michigan	0	0	0	0	0	2	0	2	4	2
UCLA	0	0	0	0	0	0	0	0	3	1

WP: Derkowski (17-12) LP: Fisher (16-2)

Time: 1:45 Attendance: 1278

GAME 60: UCLA 9, UC Santa Barbara 1

May 16 at Easton Stadium (Los Angeles, Calif.)

	1	2	3	4	5	6	R	H	E
UCSB	0	1	0	0	0	0	1	4	0
UCLA	0	0	0	3	0	6	9	10	1

WP: Tinsley (13-4) LP: Johnson (22-11) S: Terry (2)

Time: 1:50 Attendance: 1348

GAME 61: UCLA 10, San Diego State 0

May 17 at Easton Stadium (Los Angeles, Calif.)

	1	2	3	4	5	6	R
--	---	---	---	---	---	---	---

SEASON & CAREER HIGHS

#44 Kate Blunt (Sr.)

Season Highs	Category	Career Highs
3 vs. Weber State (3/1/25)	At-Bats	3 vs. Weber State (3/1/25)
3 vs. Weber State (3/1/25)	Runs Scored	3 vs. Weber State (3/1/25)
2 vs. Weber State (3/1/25)	Hits	2 vs. Weber State (3/1/25)
2 vs. Weber State (3/1/25)	Runs Batted In	2 vs. Weber State (3/1/25)
1, Two Times (last at Howard, 3/26/25)	Doubles	1, Two Times (last at Howard, 3/26/25)
3 vs. Weber State (3/1/25)	Total Bases	3 vs. Weber State (3/1/25)
1 vs. UC Santa Barbara (5/18/25)	Walks	1 vs. UC Santa Barbara (5/18/25)
--	Stolen Bases	--

#33 Kaniya Bragg (Fr.)

Season Highs	Category	Career Highs
4, Six Times (last vs. Northwestern, 5/3/25)	At-Bats	Same
3, Two Times (last vs. Weber State, 3/1/25)	Runs Scored	Same
3 vs. Utah (2/28/25)	Hits	Same
4 vs. Purdue (3/14/25)	Runs Batted In	Same
1, Nine Times (last vs. San Diego State, 5/17/25)	Doubles	Same
1 vs. Charlotte (2/14/25)	Triples	Same
1, Nine Times (last vs. Nebraska, 5/9/25)	Home Runs	Same
5, Three Times (last vs. Nebraska, 5/9/25)	Total Bases	Same
2, Three Times (last at Maryland, 3/28/25)	Walks	Same
1, Four Times (last vs. Long Beach St., 4/22/25)	Sacrifice Flies	Same
--	Sacrifice Hits	Same
1 vs. Utah (2/28/25)	Stolen Bases	Same
2, Four Times (last at Iowa, 3/23/25)	Hit-By-Pitches	Same

#26 Jayla Castro (Sr.)

Season Highs	Category	Career Highs
3 at Howard (3/26/25)	At-Bats	4 at Arizona State (5/5/24)
2, Two Times (last vs. San Diego, 3/11/25)	Runs Scored	2, Two Times (last vs. San Diego, 3/11/25)
2 vs. UC Riverside (2/9/25)	Hits	2 vs. UC Riverside (2/9/25)
2 vs. CSUN (4/1/25)	Runs Batted In	3 vs. CSU Bakersfield (3/11/22)
--	Doubles	1 at Arizona State (5/5/24)
--	Triples	--
--	Home Runs	1, Two Times (last vs. Arizona, 3/21/22)
2 vs. UC Riverside (2/9/25)	Total Bases	4, Two Times (last vs. Arizona, 3/21/22)
1, Three Times (last vs. Long Beach State, 4/22/25)	Walks	3 vs. CSU Bakersfield (3/11/22)
--	Sacrifice Flies	1, Three Times (last vs. San Diego, 3/19/22)
--	Sacrifice Hits	--
1, Two Times (last at Maryland, 3/30/25)	Hit-By-Pitches	1, Four Times (last at Maryland, 3/30/25)

#51 Jada Cecil (Sr.)

Season Highs	Category	Career Highs (2022-23 at UC San Diego)
5.0, Two Times (last vs. Long Beach St., 4/22/25)	Innings Pitched	8.0, Two Times (last at UC Davis, 4/23/23)
9 vs. UC San Diego (4/1/25)	Strikeouts	16 vs. Hawai'i (4/1/22)
4 vs. Cal State Fullerton (4/30/25)	Hits Allowed	11 vs. Texas (2/10/24)
3 vs. Sacramento State (3/7/25)	Runs Allowed	12 vs. Texas (2/10/24)
3 vs. Sacramento State (3/7/25)	Earned Runs Allowed	12 vs. Texas (2/10/24)
4 vs. Sacramento State (3/7/25)	Walks Allowed	6 vs. Texas (2/10/24)

#8 Jessica Clements (Gr.)

Season Highs	Category	Career Highs (2022-24 at Cal Poly)
5, Two Times (last vs. Utah, 2/28/25)	At-Bats	5, Six Times (last vs. Utah, 2/28/25)
3, Five Times (last vs. San Diego State, 5/17/25)	Runs Scored	3, Eight Times (last vs. San Diego State, 5/17/25)
3, Five Times (last vs. San Diego State, 5/17/25)	Hits	5 vs. Hawai'i (4/8/23)
5 vs. Sacramento State (3/8/25)	Runs Batted In	5 vs. Sacramento State (3/8/25)
2 vs. Northwestern (5/3/25)	Doubles	2, Four Times (last vs. Northwestern, 5/3/25)
1 vs. Sacramento State (3/8/25)	Triples	1, Seven Times (last vs. Sacramento State, 3/8/25)
1, Five Times (last vs. UC Santa Barbara, 4/18/25)	Home Runs	2 at Hawai'i (4/5/24)
6 vs. UC Santa Barbara (4/16/25)	Total Bases	9 at Hawai'i (4/5/24)
2, Four Times (last vs. Indiana, 5/8/25)	Walks	2, 12 Times (last vs. Indiana, 5/8/25)
1, Three Times (last at Michigan, 4/28/25)	Sacrifice Flies	1, Five Times (last at Michigan, 4/28/25)
1 vs. Northwestern (5/2/25)	Sacrifice Hits	1, Seven Times (last vs. Northwestern, 5/2/25)
2 vs. UC Riverside (2/9/25)	Stolen Bases	2, Six Times (last vs. UC Riverside, 2/9/25)
1, Four Times (last vs. Washington, 4/11/25)	Hit-By-Pitches	2 vs. CSU Bakersfield (4/16/23)

#11 Seneca Curo (Gr.)

Season Highs	Category	Career Highs
4 vs. UC Riverside (2/9/25)	At-Bats	4, Four Times (last vs. UC Riverside, 2/9/25)
2 vs. Sacramento State (3/8/25)	Runs Scored	2, Seven Times (last vs. Sacramento State, 3/8/25)
2, Two Times (last vs. Notre Dame, 2/27/25)	Hits	3 vs. Florida (2/22/20)
3 vs. Virginia (2/16/25)	Runs Batted In	5 vs. Pittsburgh (2/9/20)
1, Two Times (last vs. Oklahoma State, 2/14/25)	Doubles	1, Nine Times (last vs. Oklahoma State, 2/14/25)
1 vs. Baylor (2/22/25)	Triples	1, Two Times (last vs. Baylor, 2/22/25)
1, Four Times (last vs. Missouri, 2/20/25)	Home Runs	1, Nine Times (last vs. Missouri, 2/20/25)
4, Four Times (last vs. Missouri, 2/20/25)	Total Bases	5 at Oregon State (4/6/24)
2 vs. Sacramento State (3/7/25)	Walks	2, Two Times (last vs. Sacramento State, 3/7/25)
1, Two Times (last vs. Nebraska, 2/20/25)	Sacrifice Flies	1, Eight Times (last vs. Nebraska, 2/20/25)
1, Three Times (last vs. Cal St. Fullerton, 4/30/25)	Sacrifice Hits	1, 13 Times (last vs. Cal St. Fullerton, 4/30/25)
--	Stolen Bases	1, Five Times (last vs. San Jose State, 3/3/24)
--	Hit-By-Pitches	2 vs. CSUN (2/10/22)

#14 Maggie Daniel (Fr.)

Season Highs	Category	Career Highs
4, Two Times (last vs. Arizona, 3/1/25)	At-Bats	Same
2 vs. LMU (3/6/25)	Runs Scored	Same
1, 10 Times (last vs. Cal State Fullerton, 4/30/25)	Hits	Same
2 vs. LMU (3/6/25)	Runs Batted In	Same
1, Two Times (last at Maryland, 2/28/25)	Doubles	Same
--	Triples	Same
1, Two Times (last vs. LMU, 3/6/25)	Home Runs	Same
4, Two Times (last vs. LMU, 3/6/25)	Total Bases	Same
1, Five Times (last at Iowa, 3/23/25)	Walks	Same
1 vs. Long Beach State (4/22/25)	Sacrifice Flies	Same
--	Sacrifice Hits	Same
--	Stolen Bases	Same
1, Two Times (last vs. LMU, 3/6/25)	Hit-By-Pitches	Same

#13 Addisen Fisher (Fr.)

Season Highs	Category	Career Highs
7.0 vs. Washington (4/11/25)	Innings Pitched	Same
8, Two Times (last vs. Sacramento State, 3/8/25)	Strikeouts	Same
10 vs. Washington (4/11/25)	Hits Allowed	Same
5, Three Times (last vs. Northwestern, 5/2/25)	Runs Allowed	Same
5 vs. Weber State (3/1/25)	Earned Runs Allowed	Same
4, Three Times (last vs. Washington, 4/11/25)	Walks Allowed	Same
2 at Michigan (4/28/25)	Home Runs Allowed	Same
2, Two Times (last at Maryland, 3/30/25)	Hit Batters	Same

#21 Aleena Garcia (Fr.)

Season Highs	Category	Career Highs
4 vs. Virginia (2/16/15)	At-Bats	Same
2, Two Times (last vs. Missouri, 2/20/25)	Runs Scored	Same
2, Four Times (last vs. Nebraska, 2/20/25)	Hits	Same
2 vs. Nebraska (2/20/25)	Runs Batted In	Same
1, Two Times (last vs. Nebraska, 2/20/25)	Doubles	Same
1 vs. Nebraska (2/20/25)	Triples	Same
1, Two Times (last vs. Missouri, 2/20/25)	Home Runs	Same
5, Three Times (last vs. Nebraska, 2/20/25)	Total Bases	Same
1, Five Times (last vs. Baylor, 2/22/25)	Walks	Same
--	Sacrifice Flies	Same
1 vs. Charlotte (2/14/25)	Sacrifice Hits	Same
--	Stolen Bases	Same
--	Hit-By-Pitches	Same

#43 Megan Grant (Jr.)

Season Highs	Category	Career Highs
5 vs. Arizona (3/1/25)	At-Bats	5, Two Times (last vs. Arizona, 3/1/25)
3 at Iowa (3/22/25)	Runs Scored	3 at Iowa (3/22/25)
3 at Iowa (3/22/25)	Hits	4, Two Times (last vs. Arizona State, 4/21/23)
7 vs. Ohio State (4/4/25)	Runs Batted In	7 vs. Ohio State (4/4/25)
2, Two Times (last vs. UC San Diego, 4/1/25)	Doubles	2, Three Times (last vs. UC San Diego, 4/1/25)
1 vs. San Diego State (5/17/25)	Triples	1, Four Times (last vs. San Diego State, 5/17/25)
2, Three Times (last vs. Washington, 4/11/25)	Home Runs	2, Four Times (last vs. Washington, 4/11/25)
9 at Iowa (3/22/25)	Total Bases	9 at Iowa (3/22/25)
2, Six Times (last vs. Northwestern, 5/3/25)	Walks	2, 10 Times (last vs. Northwestern, 5/3/25)
--	Sacrifice Flies	1, Eight Times (last vs. Grand Canyon, 5/19/24)
--	Sacrifice Hits	--
--	Stolen Bases	1 vs. Arizona State (4/21/23)
1, 10 Times (last vs. UC Santa Barbara, 5/18/25)	Hit-By-Pitches	1, 16 Times (last vs. UC Santa Barbara, 5/18/25)

#30 Lauren Hatch (Sr.)

Season Highs	Category	Career Highs
1, Two Times (last at Howard, 3/26/25)	At-Bats	1, Two Times (last at Howard, 3/26/25)
1, 26 Times (last vs. UC Santa Barbara, 5/18/25)	Runs Scored	1, 79 Times (last vs. UC Santa Barbara, 5/18/25)
1 at Howard (3/26/25)	Runs Batted In	1 at Howard (3/26/25)
1, Nine Times (last vs. UC Santa Barbara, 5/16/25)	Stolen Bases	2 vs. Oregon State (4/6/23)

#00 Sofia Mujica (Fr.)

Season Highs	Category	Career Highs
4, Two Times (last vs. Purdue, 3/16/25)	At-Bats	Same
2 vs. Weber State (3/1/25)	Runs Scored	Same
3 vs. IU Indianapolis (2/7/25)	Hits	Same
8 vs. Weber State (3/1/25)	Runs Batted In	Same
1, Three Times (last at LMU, 3/9/25)	Doubles	Same
--	Triples	Same
2 vs. Weber State (3/1/25)	Home Runs	Same
8 vs. Weber State (3/1/25)	Total Bases	Same
2 vs. CSUN (4/1/25)	Walks	Same
1, Four Times (last at Michigan, 4/27/25)	Sacrifice Flies	Same
1 vs. Arizona (3/1/25)	Sacrifice Hits	Same
--	Stolen Bases	Same
--	Hit-By-Pitches	Same

SEASON & CAREER HIGHS

#55 Liesl Osteen (So.)

Season Highs	Category	Career Highs
2 vs. Weber State (3/1/25)	At-Bats	2 vs. Weber State (3/1/25)
1, 13 Times (last vs. San Diego State, 5/17/25)	Runs Scored	1, 25 Times (last vs. San Diego State, 5/17/25)
1, Two Times (last vs. UC San Diego, 4/1/25)	Hits	1, Two Times (last vs. UC San Diego, 4/1/25)
1, Two Times (last vs. UC San Diego, 4/1/25)	Runs Batted In	1, Two Times (last vs. UC San Diego, 4/1/25)
1, Two Times (last vs. UC San Diego, 4/1/25)	Total Bases	1, Two Times (last vs. UC San Diego, 4/1/25)
1 vs. Ohio State (4/4/25)	Walks	1 vs. Ohio State (4/4/25)
1 at Cal Baptist (4/8/25)	Stolen Bases	1 at Cal Baptist (4/8/25)
2 at Cal Baptist (4/8/25)	Hit-By-Pitches	2 at Cal Baptist (4/8/25)

#4 Rylee Pinedo (Jr.)

Season Highs	Category	Career Highs
2 at Cal State Fullerton (2/28/25)	At-Bats	2 at Cal State Fullerton (2/28/25)
1, 18 Times (last vs. UC Santa Barbara, 5/16/25)	Runs Scored	1, 34 Times (last vs. UC Santa Barbara, 5/16/25)
1, Two Times (last vs. Weber State, 3/1/25)	Hits	1, Two Times (last vs. Weber State, 3/1/25)
1 vs. Utah (2/28/25)	Runs Batted In	1 vs. Utah (2/28/25)
1, Two Times (last vs. Weber State, 3/1/25)	Total Bases	1, Two Times (last vs. Weber State, 3/1/25)
1 vs. Weber State (3/1/25)	Walks	1 vs. Weber State (3/1/25)
1, Two Times (last vs. LMU, 3/6/25)	Sacrifice Hits	1, Two Times (last vs. LMU, 3/6/25)
1, Two Times (last vs. UC San Diego, 4/1/25)	Stolen Bases	1, Four Times (last vs. UC San Diego, 4/1/25)

#5 Savannah Pola (Sr.)

Season Highs	Category	Career Highs
5, Two Times (last at Michigan, 4/28/25)	At-Bats	5, Four Times (last at Michigan, 4/28/25)
4 vs. Weber State (3/1/25)	Runs Scored	4 vs. Weber State (3/1/25)
4, Two Times (last at San Diego State, 3/8/25)	Hits	4, Two Times (last at San Diego State, 3/8/25)
4 vs. San Diego (3/11/25)	Runs Batted In	6 vs. Texas A&M (3/5/22)
2, Two Times (last vs. CSUN, 4/1/25)	Doubles	2, Six Times (last vs. CSUN, 4/1/25)
1, Four Times (last vs. Ohio State, 4/4/25)	Triples	1, Six Times (last vs. Ohio State, 4/4/25)
1, Nine Times (last at Michigan, 4/28/25)	Home Runs	1, 16 Times (last at Michigan, 4/28/25)
8 at San Diego State (3/8/25)	Total Bases	8, Two Times (last at San Diego State, 3/8/25)
2, Two Times (last at Michigan, 4/26/25)	Walks	3 vs. Florida State (2/16/24)
1, Two Times (last vs. Sacramento State, 3/8/25)	Sacrifice Flies	1, Five Times (last vs. Sacramento State, 3/8/25)
1, Four Times (last at Oregon, 4/19/25)	Sacrifice Hits	1, Nine Times (last at Oregon, 4/19/25)
1, Five Times (last vs. UC Santa Barbara, 5/16/25)	Stolen Bases	1, 11 Times (last vs. UC Santa Barbara, 5/16/25)
--	Hit-By-Pitches	1, Four Times (last vs. Arizona, 5/10/24)

#28 Alexis Ramirez (RS So.)

Season Highs	Category	Career Highs
4, Three Times (last vs. UC Santa Barbara, 5/18/25)	At-Bats	4, Four Times (last vs. UC Santa Barbara, 5/18/25)
2 vs. Northwestern (5/3/25)	Runs Scored	2, Two Times (last vs. Northwestern, 5/3/25)
3, Two Times (last vs. UC Santa Barbara, 5/18/25)	Hits	3, Two Times (last vs. UC Santa Barbara, 5/18/25)
6 vs. Northwestern (5/3/25)	Runs Batted In	6 vs. Northwestern (5/3/25)
1, Two Times (last vs. Cal State Fullerton, 4/30/25)	Doubles	1, Five Times (last vs. Cal State Fullerton, 4/30/25)
--	Triples	--
2 vs. Northwestern (5/3/25)	Home Runs	2 vs. Northwestern (5/3/25)
9 vs. Northwestern (5/3/25)	Total Bases	9 vs. Northwestern (5/3/25)
1, 10 Times (last vs. Indiana, 5/8/25)	Walks	1, 16 Times (last vs. Indiana, 5/8/25)
--	Sacrifice Flies	--
--	Sacrifice Hits	--
--	Stolen Bases	--
1 at Michigan (4/27/25)	Hit-By-Pitches	1, Three Times (last at Michigan, 4/27/25)

#29 Rylee Slimp (Fr.)

Season Highs	Category	Career Highs
4, Eight Times (last at Michigan, 4/28/25)	At-Bats	Same
4 vs. Weber State (3/1/25)	Runs Scored	Same
3, Six Times (last vs. Cal State Fullerton, 4/30/25)	Hits	Same
3 vs. Sacramento State (3/7/25)	Runs Batted In	Same
2 vs. Weber State (3/1/25)	Doubles	Same
--	Triples	Same
1, Two Times (last vs. Sacramento State, 3/7/25)	Home Runs	Same
6 vs. Sacramento State (3/7/25)	Total Bases	Same
2, Two Times (last vs. Long Beach State, 4/22/25)	Walks	Same
1 vs. Purdue (3/14/25)	Sacrifice Flies	Same
1 vs. LSU (2/27/25)	Sacrifice Hits	Same
1, Two Times (last vs. Ohio State, 4/5/25)	Stolen Bases	Same
1, Six Times (last vs. UC Santa Barbara, 5/18/25)	Hit-By-Pitches	Same

#22 Taylor Stephens (Sr.)

Season Highs	Category	Career Highs
3 vs. UC Santa Barbara (5/18/25)	At-Bats	4, Two Times (last at CSUN, 4/30/24)
1, Two Times (last vs. UC Santa Barbara, 5/16/25)	Runs Scored	2 vs. Utah (3/10/24)
1 vs. UC Santa Barbara (5/16/25)	Hits	2, Three Times (last at Stanford, 4/19/24)
--	Runs Batted In	3 at Arizona State (5/4/24)
--	Doubles	1, Seven Times (last at Arizona State, 5/5/24)
--	Triples	--
--	Home Runs	1, Three Times (last at Arizona State, 5/4/24)
1 vs. UC Santa Barbara (5/16/25)	Total Bases	6 vs. CSU Bakersfield (2/10/23)
1 vs. UC Santa Barbara (5/16/25)	Walks	2, Two Times (last at Oregon State, 4/5/24)
--	Sacrifice Flies	--
--	Sacrifice Hits	1 vs. Arizona (4/28/24)
--	Stolen Bases	1 vs. Weber State (3/4/22)
1 vs. San Diego State (5/17/25)	Hit-By-Pitches	1, Three Times (last vs. San Diego State, 5/17/25)

#31 Ramsey Suarez (Jr.)

Season Highs	Category	Career Highs
--	At-Bats	3, Three Times (last vs. Utah, 3/8/24)
--	Runs Scored	1, Five Times (last at Stanford, 4/20/24)
--	Hits	2 vs. San Diego (2/12/23)
--	Runs Batted In	3 vs. San Diego (2/12/23)
--	Doubles	1 vs. Utah (3/8/24)
--	Home Runs	1, Two Times (last at CSUN, 4/25/23)
--	Total Bases	5 vs. San Diego (2/12/23)
--	Walks	1, 11 Times (last at Arizona State, 5/4/24)
--	Sacrifice Flies	1, Two Times (last vs. Nebraska, 2/23/24)
--	Sacrifice Hits	--
--	Hit-By-Pitches	2 at Stanford (4/20/24)

#55 Kaitlyn Terry (So.) – Pitching

Season Highs	Category	Career Highs
8.2 vs. Arizona (3/1/25)	Innings Pitched	8.2 vs. Arizona (3/1/25)
14 vs. Missouri (2/20/25)	Strikeouts	14 vs. Missouri (2/20/25)
10 vs. Arizona (3/1/25)	Hits Allowed	13 vs. Arizona (4/27/24)
8 vs. Northwestern (5/3/25)	Runs Allowed	8, Two Times (last vs. Northwestern, 5/3/25)
7 vs. Northwestern (5/3/25)	Earned Runs Allowed	8 vs. Arizona (4/27/24)
4 at Michigan (4/27/25)	Walks Allowed	4, Four Times (last at Michigan, 4/27/25)
4 vs. Northwestern (5/3/25)	Home Runs Allowed	4 vs. Northwestern (5/3/25)
2, Two Times (last vs. Washington, 4/13/25)	Hit Batters	2, Five Times (last vs. Washington, 4/13/25)

#55 Kaitlyn Terry (So.) – Hitting

Season Highs	Category	Career Highs
4, Three Times (last vs. Northwestern, 5/3/25)	At-Bats	4, Three Times (last vs. Northwestern, 5/3/25)
2, Four Times (last at Oregon, 4/19/25)	Runs Scored	2, Four Times (last at Oregon, 4/19/25)
2, Five Times (last vs. San Diego State, 5/17/25)	Hits	2, Five Times (last vs. San Diego State, 5/17/25)
2, Two Times (last vs. Notre Dame, 2/27/25)	Runs Batted In	2, Two Times (last vs. Notre Dame, 2/27/25)
1, Six Times (last vs. UC Santa Barbara, 5/18/25)	Doubles	1, Six Times (last vs. UC Santa Barbara, 5/18/25)
--	Triples	--
1, Two Times (last vs. UC Santa Barbara, 5/16/25)	Home Runs	1, Two Times (last vs. UC Santa Barbara, 5/16/25)
4, Two Times (last vs. UC Santa Barbara, 5/16/25)	Total Bases	4, Two Times (last vs. UC Santa Barbara, 5/16/25)
2, Two Times (last vs. Long Beach State, 4/22/25)	Walks	2, Two Times (last vs. Long Beach State, 4/22/25)
--	Sacrifice Flies	--
1, Two Times (last at Michigan, 4/28/25)	Sacrifice Hits	1, Two Times (last at Michigan, 4/28/25)
2, Two Times (last at Michigan, 4/28/25)	Stolen Bases	2, Two Times (last at Michigan, 4/28/25)
1, Five Times (last vs. Washington, 4/11/25)	Hit-By-Pitches	1, Five Times (last vs. Washington, 4/11/25)

#23 Taylor Tinsley (Jr.)

Season Highs	Category	Career Highs
7.0, Six Times (last vs. Indiana, 5/8/25)	Innings Pitched	9.0 at Stanford (4/19/24)
14 vs. IU Indianapolis (2/7/25)	Strikeouts	15 at Stanford (4/19/24)
7, Two Times (last vs. Indiana, 5/8/25)	Hits Allowed	11, Two Times (last at Washington, 3/23/24)
5, Two Times (last at Iowa, 3/23/25)	Runs Allowed	7 vs. Oklahoma State (2/11/24)
5, Two Times (last at Iowa, 3/23/25)	Earned Runs Allowed	6 vs. Georgia (2/16/24)
4 vs. Nebraska (2/20/25)	Walks Allowed	4, Three Times (last vs. Nebraska, 2/20/24)
2, Three Times (last vs. Northwestern, 5/2/25)	Home Runs Allowed	3 vs. Oklahoma State (2/11/24)
1, Four Times (last vs. Indiana, 5/8/25)	Hit Batters	2 vs. LMU (3/16/24)

#15 Jordan Woolery (Jr.)

Season Highs	Category	Career Highs
5 at Michigan (4/28/25)	At-Bats	5, Two Times (last at Michigan, 4/28/25)
3, Two Times (last vs. Northwestern, 5/3/25)	Runs Scored	3, Two Times (last vs. Northwestern, 5/3/25)
3, Five Times (last vs. Northwestern, 5/3/25)	Hits	3, 12 Times (last vs. Northwestern, 5/3/25)
6 at LMU (3/9/25)	Runs Batted In	6 at LMU (3/9/25)
2, Three Times (last at Maryland, 3/30/25)	Doubles	2, Four Times (last at Maryland, 3/30/25)
1, Four Times (last vs. San Diego State, 5/17/25)	Triples	1, Five Times (last vs. San Diego State, 5/17/25)
2, Two Times (last at LMU (3/9/25)	Home Runs	2, Three Times (last at LMU, 3/9/25)
8, Two Times (last at LMU (3/9/25)	Total Bases	8, Three Times (last at LMU, 3/9/25)
3 vs. Virginia (2/16/25)	Walks	3 vs. Virginia (2/16/25)
1, Five Times (last vs. San Diego State, 5/17/25)	Sacrifice Flies	1, Nine Times (last vs. San Diego State, 5/17/25)
--	Sacrifice Hits	--
1 vs. Nebraska (5/9/25)	Hit-By-Pitches	1, Eight Times (last vs. Nebraska, 5/9/25)

OVERALL STATISTICS

Overall: 52-10

Home: 22-2

Away: 13-3

Neutral: 17-5

Big Ten: 17-5

Player	avg	gp-gs	ab	r	h	2b	3b	hr	rbi	tb	slg%	bb	hp	so	gdp	ob%	sf	sh	sb-att	po	a	e	fld%
5 Pola, Savannah	.437	62-62	206	71	90	18	4	9	47	143	.694	23	0	15	0	.487	3	4	5-6	65	70	0	1.000
15 Woolery, Jordan	.423	62-62	182	55	77	16	4	22	82	167	.918	38	1	14	4	.513	5	0	0-0	142	57	5	.975
29 Slimp, Rylee	.396	62-61	164	38	65	10	0	2	23	81	.494	25	6	9	2	.490	1	1	2-3	74	4	5	.940
43 Grant, Megan	.377	61-59	151	43	57	12	1	25	79	146	.967	41	10	8	1	.535	0	0	0-0	221	14	2	.992
8 Clements, Jessica	.375	61-61	200	67	75	16	1	5	42	108	.540	23	4	22	0	.443	3	1	9-11	64	3	0	1.000
28 Ramirez, Alexis	.354	31-31	79	5	28	2	0	4	24	42	.532	10	1	9	0	.433	0	0	0-0	19	4	1	.958
33 Bragg, Kaniya	.327	61-60	156	32	51	9	1	9	42	89	.571	19	21	18	1	.455	4	0	1-1	64	76	5	.966
55 Terry, Kaitlyn	.291	53-49	117	29	34	7	0	2	23	47	.402	17	5	23	0	.403	0	2	9-9	19	26	1	.978
0 Mujica, Sofia	.198	48-30	101	16	20	3	0	7	33	44	.436	8	0	28	2	.248	4	1	0-0	191	10	4	.980
11 Curo, Seneca	.191	44-30	68	19	13	2	1	4	16	29	.426	16	0	11	1	.337	2	3	0-0	32	41	8	.901

44 Blunt, Kate	.400	12-2	10	8	4	2	0	0	3	6	.600	1	0	3	0	.455	0	0	0-0	7	3	0	1.000
21 Garcia, Aleena	.333	17-15	39	11	13	2	1	2	9	23	.590	5	0	3	1	.400	1	0	0-0	9	41	0	1.000
4 Pinedo, Rylee	.286	44-2	7	18	2	0	0	0	1	2	.286	1	0	1	0	.375	0	2	2-3	1	0	0	1.000
56 Osteen, Liesl	.250	46-12	8	13	2	0	0	0	2	2	.250	1	2	3	0	.455	0	0	1-2	14	1	0	1.000
22 Stephens, Taylor	.250	10-2	4	2	1	0	0	0	0	1	.250	1	1	1	0	.500	0	0	0-0	1	0	0	1.000
26 Castro, Jayla	.190	20-5	21	4	4	0	0	0	5	4	.190	3	2	5	0	.346	0	0	0-0	28	0	0	1.000
14 Daniel, Maggie	.164	35-30	61	7	10	2	0	2	6	18	.295	5	2	14	0	.246	1	0	0-0	204	14	0	1.000
30 Hatch, Lauren	.000	52-0	2	26	0	0	0	0	1	0	.000	0	0	0	0	.000	0	0	9-10	0	0	1	.000
88 Munoz, Aryanne	.000	1-0	0	0	0	0	0	0	0	0	.000	0	0	0	0	.000	0	0	0-0	0	0	0	.000
Totals	.346	62	1576	464	546	101	13	93	438	952	.604	237	55	187	12	.443	24	14	38-45	1157	394	34	.979
Opponents	.214	62	1425	150	305	30	9	36	143	461	.324	100	34	439	6	.280	9	18	25-37	1079	376	55	.964

LOB - Team (366), Opp (281). DPs turned - Team (10), Opp (26). IBB - Team (7), Grant 5, Woolery 1, Bragg 1, Opp (1). Picked off - Ramirez 1.

(All games Sorted by Earned run avg)

Player	era	w-l	app	gs	cg	sho	sv	ip	h	r	er	bb	so	2b	3b	hr	b/avg	wp	hp	bk	sfa	sha
51 Cecil, Jada	1.22	4-0	11	6	2	2/2	1	28.2	13	6	5	12	39	0	0	3	.140	0	6	0	0	1
13 Fisher, Addisen	2.43	16-2	31	16	6	2/7	1	109.1	99	46	38	40	98	9	4	7	.237	5	13	0	4	1
23 Tinsley, Taylor	2.47	14-4	31	22	9	2/4	2	119.0	90	48	42	17	148	14	2	12	.204	2	4	0	1	9
55 Terry, Kaitlyn	2.50	18-4	29	18	10	4/2	2	129.0	103	50	46	31	154	7	3	14	.217	9	11	0	4	7
Totals	2.38	52-10	62	62	27	17/7	6	386.0	305	150	131	100	439	30	9	36	.214	16	34	0	9	18
Opponents	7.90	10-52	62	62	11	4/1	2	359.2	546	464	406	237	187	101	13	93	.346	31	55	0	24	14

PB - Team (9), Daniel 5, Castro 2, Mujica 2, Opp (11). Pickoffs - Team (0), Opp (1). SBA/ATT - Mujica (14-17), Daniel (10-16), Fisher (10-13), Tinsley (7-11), Terry (7-9), Ramirez (1-4), Cecil (1-4).

STARTERS SUMMARY

Player	GS	Position											Batting Order								
		p	c	1b	2b	3b	ss	lf	cf	rf	of	dh	1st	2nd	3rd	4th	5th	6th	7th	8th	9th
5 Pola, Savannah	62	.	.	.	37	.	1	.	.	6	.	18	2	60	3rd
15 Woolery, Jordan	62	.	.	21	.	41	62
8 Clements, Jessica	61	61	.	.	.	59	2
29 Slimp, Rylee	61	61	1	.	.	.	6	37	3	2	12
33 Bragg, Kaniya	60	21	39	3	39	10	8	.	.
43 Grant, Megan	59	.	.	41	12	.	6	.	.	59
55 Terry, Kaitlyn	51	18	1	.	31	.	2	2	3	43
28 Ramirez, Alexis	31	.	4	27	6	8	16	1	.
0 Mujica, Sofia	30	.	25	5	10	20	.
11 Curo, Seneca	30	.	.	.	25	.	5	11	5	4	4	5	.
14 Daniel, Maggie	30	.	29	1	7	21	.
23 Tinsley, Taylor	22	22
13 Fisher, Addisen	16	16
21 Garcia, Aleena	15	15	2	12	.	1
56 Osteen, Liesl	12	1	11	1	.
51 Cecil, Jada	6	6
26 Castro, Jayla	5	.	4	1	5	.
44 Blunt, Kate	2	2	2	.
4 Pinedo, Rylee	2	2	1	1
22 Stephens, Taylor	2	2	2	.