



**2025-26**  
**GAMECOCK<sup>®</sup>**  
MEN'S BASKETBALL  
***RECORDS & HISTORY***



## 2025-26 RECORDS AND HISTORY

### TABLE OF CONTENTS

Individual Career Records .....	2-3
Individual Season Records .....	3-4
Team Season Records .....	5
Opponent Team Season Records .....	6
100-Point Games .....	6
Carolina Individual Game Records.....	7
Opponent Individual Game Records.....	8
Carolina Single-Game Team Records.....	9
Opponent Single-Game Team Records.....	10
Yearly Statistical Leaders .....	11-14
Coaching Records .....	15
SEC Regular Season Superlatives.....	16
SEC Tournament Superlatives .....	17
NCAA Tournament Superlatives .....	18
NIT Superlatives .....	19
Overtime Games .....	20
Carolina in the Final Season Rankings.....	21-22
Colonial Life Arena Records.....	23-24
Year-By-Year Results .....	25-37
All-Time Honors.....	38-39
Retired Jerseys .....	40-42
Men's Basketball In The Carolina Athletics Hall of Fame.....	43-44
Carolina In The Naismith Hall of Fame .....	45
1,000-Point Scorers.....	46-55
1,000-Rebound Club .....	56
All-Time Coaches.....	57
Lettermen.....	58-61
NCAA Tournament History .....	62-77
NIT History.....	78
South Carolina History .....	79-86
Homecourt History.....	87-88
Annual SEC Champions .....	89
All-Time Ledger .....	90
All-Time Record vs. Opponents .....	91





## INDIVIDUAL CAREER RECORDS

### GAMES PLAYED

- 138, Duane Notice (2013-2017)
- 135, Brandon Wallace (2004-07)
- 134, Chris Silva (2015-19)
- 134, Tre' Kelley (2004-07)
- 132, Sindarius Thornwell (2013-17)
- 132, Mindaugas Kacinas (2012-16)
- 132, Carlos Powell (2002-05)
- 131, Maik Kotsar (2016-20)
- 128, Jacobi Wright (2021-25)
- 125, Mike Boynton, Jr. (2001-04)

### GAMES STARTED

- 132, Sindarius Thornwell (2013-17)
- 121, Maik Kotsar (2016-20)
- 116, Melvin Watson (1995-98)
- 116, BJ McKie (1996-99)
- 111, Alex English (1973-76)
- 108, Chris Silva (2015-19)
- 108, Nate Davis (1974-77)
- 107, Mike Doyle (1977-80)
- 105, Mike Dunleavy (1973-76)
- 105, Jack Gilloon (1975-78)

### MINUTES PLAYED

- 4207, Sindarius Thornwell (2013-17)
- 4113, Alex English (1973-76)
- 4021, BJ McKie (1996-99)
- 4000, Duane Notice (2013-17)
- 3956, Tre' Kelley (2003-07)
- 3917, Barry Manning (1988-92)
- 3848, Melvin Watson (1995-98)
- 3764, Mike Dunleavy (1973-76)
- 3542, Terry Dozier (1986-89)
- 3528, Aaron Lucas (1999-02)

### MINUTES PLAYED PER GAME

- 38.09, Cedrick Hordges (1979-80)
- 37.05, Alex English (1973-76)
- 34.79, Devan Downey (2007-2010)
- 34.06, Terry Dozier (1986-89)
- 33.91, Mike Dunleavy (1973-76)
- 32.83, Larry Davis (1996-97)
- 32.80, Emmett Hall (1993-94)
- 32.69, BJ McKie (1996-98)
- 32.51, Carey Rich (1993-95)
- 32.37, Barry Manning (1988-92)

### POINTS SCORED

- 2119, BJ McKie (1996-99)
- 1972, Alex English (1973-76)
- 1941, Sindarius Thornwell (2013-17)
- 1910, John Roche (1969-71)
- 1901, Devan Downey (2007-10)
- 1745, Jimmy Foster (1981-84)
- 1586, Mike Dunleavy (1973-76)
- 1541, Carlos Powell (2001-05)
- 1521, Jim Slaughter (1948-51)
- 1509, Chris Silva (2015-19)

### SCORING AVERAGE

- 28.0, Grady Wallace (1956-57)
- 22.5, John Roche (1969-71)
- 20.2, Devan Downey (2007-10)
- 19.7, Cedrick Hordges (1979-80)
- 19.1, Art Whisnant (1960-62)
- 17.8, Alex English (1973-76)
- 17.5, Skip Harlicka (1966-68)
- 17.3, Kevin Joyce (1971-73)
- 17.2, BJ McKie (1996-99)
- 17.0, Ronnie Collins (1962-64)
- 17.0, Larry Davis (1996-97)

### FIELD GOALS MADE

- 855, Alex English (1973-76)
- 686, Devan Downey (2007-10)
- 678, Jimmy Foster (1981-84)
- 666, John Roche (1969-71)
- 616, BJ McKie (1996-99)
- 615, Mike Dunleavy (1973-76)
- 600, Carlos Powell (2001-05)
- 597, Nate Davis (1974-77)
- 596, Sindarius Thornwell (2013-17)
- 595, Jim Slaughter (1948-51)

### FIELD GOALS ATTEMPTED

- 1634, Devan Downey (2007-10)
- 1590, Alex English (1973-76)
- 1521, Sindarius Thornwell (2013-17)
- 1469, John Roche (1969-71)
- 1338, BJ McKie (1996-99)
- 1287, Grady Wallace (1956-57)
- 1270, Mike Dunleavy (1973-76)
- 1266, Carlos Powell (2001-05)
- 1238, Tre' Kelley (2004-07)
- 1214, Tom Hofferth (1952-55)

### FIELD GOAL PCT. (Min. 200 att.)

- .596 (678-1138), Jimmy Foster (1981-84)
- .590 (315-534), Collin Murray-Boyles (2023-25)
- .579 (191-340), Golie Augustus (1975-78)
- .575 (261-454), Kevin Darmody (1980-83)
- .571 (124-217), Edmond Wilson (1991-93)
- .553 (317-573), Renaldo Balkman (2003-06)
- .550 (357-649), Danny Traylor (1971-73)
- .542 (434-801), Cedrick Hordges (1979-80)
- .538 (855-1590), Alex English (1973-76)
- .530 (328-618), Mindaugas Kacinas (2012-16)

### 3-POINT FIELD GOALS MADE


- 264, Jamel Bradley (1999-2002)
- 219, Duane Notice (2013-17)
- 215, BJ McKie (1996-99)
- 179, Sindarius Thornwell (2013-17)
- 174, Devan Downey (2007-10)
- 169, Brenton Williams (2011-14)
- 167, Tre' Kelley (2004-07)
- 164, AJ Lawson (2018-2021)
- 152, Larry Davis (1996-97)
- 147, Brandis Raley-Ross (2006-10)

### 3-POINT FIELD GOALS ATTEMPTED

- 686, Jamel Bradley (1999-2002)
- 599, Duane Notice (2013-17)
- 554, BJ McKie (1996-99)
- 528, Sindarius Thornwell (2013-17)
- 503, Devan Downey (2007-10)
- 503, Tre' Kelley (2004-07)
- 470, AJ Lawson (2018-21)
- 415, Larry Davis (1996-97)
- 410, Brenton Williams (2011-14)
- 403, Aaron Lucas (1999-2002)

### 3-POINT PCT. (Min. 50 made)

- .466 (117-251), Brent Price (1988-89)
- .412 (169-410), Brenton Williams (2011-14)
- .410 (102-249), Bryce Sheldon (2006-07)
- .408 (85-208), Frank Booker (2017-18)
- .396 (131-330), Evaldas Baniulis (2006-10)
- .388 (215-554), BJ McKie (1996-99)
- .385 (264-686), Jamel Bradley (1999-2002)
- .376 (139-370), Jo Jo English (1989-92)
- .373 (60-161), Morris Ugusuk (2023-25)
- .371 (147-396), Brandis Raley-Ross (2006-10)



ALEX ENGLISH IS CAROLINA'S ALL-TIME LEADER WITH 855 FIELD GOALS MADE IN HIS CAREER.

### FREE THROWS MADE

- 672, BJ McKie (1996-99)
- 578, John Roche (1969-71)
- 577, Chris Silva (2015-19)
- 570, Sindarius Thornwell (2013-17)
- 567, Art Whisnant (1960-62)
- 414, Chris Silva (2015-present)
- 389, Jimmy Foster (1981-84)
- 382, Lee Collins (1953-56)
- 382, Kevin Joyce (1971-73)
- 356, Mike Dunleavy (1973-76)

### FREE THROWS ATTEMPTED

- 880, Art Whisnant (1960-62)
- 873, BJ McKie (1996-99)
- 791, Chris Silva (2015-19)
- 770, Jimmy Foster (1981-84)
- 739, Sindarius Thornwell (2013-17)
- 704, John Roche (1969-71)
- 598, Joe Smith (1952-55)
- 572, Chris Silva (2015-present)
- 540, Jim Slaughter (1948-51)
- 522, Lee Collins (1953-56)

### FREE THROW PERCENTAGE (Min. 100)

- .885 (223-252), Brenton Williams (2011-14)
- .850 (142-167), Brent Price (1988-89)
- .836 (219-262), Scotti Ward (1961-63)
- .821 (578-704), John Roche (1969-71)
- .813 (382-470), Kevin Joyce (1971-73)
- .804 (154-194), Gerald Peacock (1981-83)
- .801 (346-432), Ronnie Collins (1962-64)
- .800 (168-210), Malik Cooke (2010-12)
- .798 (356-446), Mike Dunleavy (1973-76)
- .798 (201-252), Brian Winters (1972-74)



## REBOUNDS

1. 1159, Lee Collins (1953-56)
2. 1116, Tom Owens (1969-71)
3. 1064, Alex English (1973-76)
4. 1001, Joe Smith (1952-55)
5. 1000, Jimmy Foster (1981-84)
6. 876, Chris Silva (2015-19)
6. 800, Michael Carrera (2012-2016)
7. 775, Brandon Wallace (2003-07)
8. 758, Darryl Martin (1986-88)
9. 744, Mike Callahan (1958-60)
10. 684, Sindarius Thornwell (2013-17)

## REBOUNDING AVERAGE

1. 13.3, Tom Owens (1969-71)
2. 12.8, Grady Wallace (1956-57)
3. 12.6, Gary Gregor (1965; 67-68)
4. 12.5, Lee Collins (1953-56)
5. 10.7, Frank Standard (1966-68)
6. 10.4, Jim Fox (1964-65)
7. 10.3, Joe Smith (1952-55)
8. 10.1, Mike Callahan (1958-60)
9. 9.6, Alex English (1973-76)
10. 9.4, Jimmy Foster (1981-84)

## ASSISTS

1. 543, Melvin Watson (1995-98)
2. 533, Jack Gilloon (1975-78)
3. 510, Tre' Kelley (2004-07)
4. 451, Aaron Lucas (1999-2002)
5. 440, Michael Foster (1984-87)
6. 437, Barry Manning (1988-92)
7. 428, Chuck Eidson (2000-03)
8. 420, Devan Downey (2007-10)
9. 390, Sindarius Thornwell (2013-17)
10. 382, BJ McKie (1996-99)

## ASSIST AVERAGE

1. 5.08, Jack Gilloon (1975-78)
2. 4.68, Gerald Peacock (1981-83)
3. 4.56, Melvin Watson (1995-98)
4. 4.46, Devan Downey (2007-10)
5. 4.34, Carey Rich (1993-95)
6. 4.67, Jack Thompson (1966-68)
7. 4.00, Michael Foster (1984-87)
8. 3.86, Terry Gould (1987-88)
9. 3.83, Kevin Joyce (1971-73)
10. 3.82, Chuck Eidson (2000-03)

## STEALS

1. 277, Devan Downey (2007-10)
2. 272, Chuck Eidson (2000-03)
3. 223, Barry Manning (1988-92)
4. 199, Sindarius Thornwell (2013-17)
5. 194, Melvin Watson (1995-98)
- T6. 165, BJ McKie (1996-99)
- 165, Michael Foster (1984-87)
8. 152, Jamie Watson (1991-94)
9. 142, Tarence Kinsey (2003-06)
10. 141, Carlos Powel (2001-05)

## STEAL AVERAGE

1. 2.94, Devan Downey (2007-10)
2. 2.42, Chuck Eidson (2000-03)
3. 1.84, Barry Manning (1988-92)
4. 1.78, Larry Davis (1996-97)
5. 1.63, Melvin Watson (1995-98)
6. 1.61, Carey Rich (1993-95)
7. 1.58, Brent Price (1988-89)
8. 1.50, Sindarius Thornwell (2013-17)
9. 1.50, Michael Foster (1984-87)
10. 1.38, Rolando Howell (2001-03)

## BLOCKED SHOTS

1. 275, Sam Muldrow (2007-11)
2. 249, Brandon Wallace (2003-07)
3. 235, Danny Traylor (1971-73)
4. 230, Alex English (1973-76)
5. 226, Jeff Roulston (1989-92)
6. 186, Chris Silva (2015-19)
7. 160, Mike Brittain (1983-86)
- T8. 124, Chris Silva (2015-present)
- 124, Ryan Stack (1995-98)
10. 123, Tony Kitchings (1999-2003)

## BLOCKED SHOTS AVERAGE

1. 4.05, Danny Traylor (1971-73)
2. 2.50, Sam Muldrow (2007-11)
3. 2.07, Alex English (1973-76)
4. 1.93, Jeff Roulston (1989-92)
5. 1.91, Jim Strickland (1979-80)
6. 1.84, Brandon Wallace (2003-07)

## INDIVIDUAL SEASON RECORDS

### GAMES PLAYED

1. 38 by four players in 2006
- T5. 37 by four players in 2002; one player in 2006; four players in 2017
- T10. 36 by two players in 2002

### GAMES STARTED


1. 38, Tre' Kelley (2006)
- T2. 37, Duane Notice (2017)
- 37, Chris Silva (2017)
- 37, Tarence Kinsey (2006)
- 37, Chuck Eidson (2002)
- T6. 35, Jamel Bradley (2002)
- 35, Aaron Lucas (2002)
- T8. 34, Ta'Lon Cooper (2024)
- 34, B.J. Mack (2024)
- 34, Sindarius Thornwell (2016)
- 34, Sindarius Thornwell (2014)
- T12. 33, Chris Silva (2018)
- 33, Maik Kotsar (2018)
- 33, Tyrone Johnson (2015)
- 33, Duane Notice (2015)
- 33, Sindarius Thornwell (2015)
- 33, Mike Boynton, Jr. (2004)
- 33, Jo Jo English (1991)

### MINUTES PLAYED

1. 1330, Tre' Kelley (2006)
2. 1323, Tarence Kinsey (2006)
3. 1211, Jamel Bradley (2002)
4. 1222, Duane Notice (2017)
5. 1197, Devan Downey (2008)
6. 1166, Brandon Wallace (2006)
7. 1147, Aaron Lucas (2002)
8. 1145, Ta'Lon Cooper (2024)
9. 1132, Barry Manning (1991)
10. 1130, Mike Boynton, Jr. (2004)

### MINUTES PLAYED PER GAME

1. 39.07, John Roche (1969)
2. 38.89, Cedrick Hordges (1979)
3. 38.70, Alex English (1976)
4. 38.24, Kevin Joyce (1973)
5. 38.82, John Ribock (1969)
6. 37.70, Michael Foster (1987)
7. 37.68, Tom Owens (1969)
8. 37.63, Brian Winters (1974)
9. 37.62, Billy Walsh (1969)
10. 37.60, Terry Dozier (1987)



**MELVIN WATSON COLLECTED A SCHOOL-RECORD 543 ASSISTS DURING HIS GAMECOCK CAREER**

### POINTS SCORED

1. 906, Grady Wallace (1957)
2. 781, Zam Fredrick (1981)
3. 699, Devan Downey (2010)
4. 663, Sindarius Thornwell (2017)
5. 662, John Roche (1969)
6. 625, John Roche (1971)
7. 623, John Roche (1970)
8. 614, Devan Downey (2009)
9. 610, Alex English (1976)
10. 602, Tarence Kinsey (2006)

### SCORING AVERAGE

1. 31.3, Grady Wallace (1957)
2. 28.9, Zam Fredrick (1981)
3. 23.9, Grady Wallace (1956)
4. 23.7, Ronnie Collins (1964)
5. 23.6, John Roche (1969)
6. 22.8, Jim Slaughter (1951)
7. 22.6, Alex English (1976)
8. 22.5, Devan Downey (2010)
9. 22.3, John Roche (1970)
10. 21.8, Skip Harlicka (1968)

### FIELD GOALS MADE

1. 336, Grady Wallace (1957)
2. 300, Zam Fredrick (1981)
3. 258, Alex English (1976)
4. 239, John Roche (1969)
5. 237, Devan Downey (2010)
6. 231, Devan Downey (2009)
7. 229, Brian Winters (1974)
8. 223, Cedrick Hordges (1980)
- T9. 222, John Roche (1970)
- 222, Jim Slaughter (1951)





#### FIELD GOALS ATTEMPTED

1. 803, Grady Wallace (1957)
2. 592, Devan Downey (2010)
3. 591, Zam Fredrick (1981)
4. 527, Devan Downey (2009)
5. 515, Devan Downey (2008)
6. 508, Kevin Joyce (1973)
7. 507, John Roche (1969)
8. 493, John Roche (1971)
9. 484, Grady Wallace (1956)
10. 469, PJ Dozier (2017)
- 469, John Roche (1970)

#### FIELD GOAL PERCENTAGE (Min. 50)

1. .611 (203-332), Jimmy Foster (1983)
- T2. .608 (152-250), Renaldo Balkman (2006)
- .608 (91-153), Edmond Wilson (1993)
4. .597 (117-196), Collin Murray-Boyles (2024)
- T5. .596 (59-99), Alanzo Frink (2020)
- .596 (174-292), Danny Traylor (1972)
7. .595 (200-336), Jimmy Foster (1984)
- T8. .592 (109-184), Kevin Darmody (1981)
- .592 (126-213), Jimmy Foster (1982)
- .592 (77-130), Wildens Leveque (2022)
11. .591 (110-186), Golie Augustus (1978)

#### 3-POINT FIELD GOALS MADE

1. 117, Jamel Bradley (2002)
2. 93, Brenton Williams (2014)
3. 85, Frank Booker (2018)
4. 79, Mike Boynton, Jr. (2004)
5. 78, Larry Davis (1996)
6. 76, Jamel Bradley (2001)
7. 74, Larry Davis (1997)
8. 71, Tarence Kinsey (2006)
9. 70, Meechie Johnson (2023)
- T10. 69, Duane Notice (2017)
- 69, Devan Downey (2010)

#### 3-POINT GOALS ATTEMPTED

1. 294, Jamel Bradley (2002)
2. 220, Larry Davis (1996)
3. 218, Brenton Williams (2014)
- T4. 214, Meechie Johnson (2023)
- 214, Jamel Bradley (2001)
6. 208, Frank Booker (2018)
- T7. 202, Duane Notice (2017)
- 202, Devan Downey (2010)
9. 198, Bruce Ellington (2011)
10. 195, Larry Davis (1997)

#### 3-POINT PERCENTAGE (Min. 30)

1. .514 (37-73), Brandis Raley-Ross (2008)
2. .489 (68-139), Brent Price (1989)
3. .480 (48-100), Evaldas Baniulis (2009)
4. .471 (49-103), Chico Carter Jr. (2023)
5. .459 (56-122), Ta'Lon Cooper (2024)
6. .442 (65-147), Bryce Sheldon (2007)
7. .437 (49-112), Brent Price (1988)
8. .427 (93-218), Brenton Williams (2014)
9. .419 (34-81), Rakym Felder (2017)
10. .418 (56-135), Jo Jo English (1991)

#### FREE THROWS MADE

1. 234, Grady Wallace (1957)
- T2. 215, Sindarius Thornwell (2017)
- 215, John Roche (1971)
- T4. 213, Chris Silva (2018)
- 213, Art Whisnant (1962)
6. 205, BJ McKie (1998)
7. 184, John Roche (1969)
8. 181, Zam Fredrick (1981)
9. 179, John Roche (1970)
10. 166, BJ McKie (1997)

#### FREE THROWS ATTEMPTED

1. 311, Art Whisnant (1962)
2. 303, Grady Wallace (1957)
3. 296, Art Whisnant (1961)
4. 283, Chris Silva (2018)
5. 273, Art Whisnant (1960)
- T6. 262, BJ McKie (1998)
- 262, John Roche (1971)
8. 259, Sindarius Thornwell (2017)
9. 242, Jimmy Foster (1983)
10. 239, Jimmy Foster (1984)

#### FREE THROW PERCENTAGE (Min. 30)

1. .984 (61-62), Erik Stevenson (2022)
2. .930 (120-129), Brenton Williams (2014)
- T3. .884 (38-43), Bryce Sheldon (2007)
- .884 (84-95), Ronnie Collins (1962)
5. .882 (45-51), Mike Brittain (1983)
6. .877 (57-65), Rick Aydtlett (1971)
7. .868 (118-136), Scotti Ward (1963)
8. .857 (66-77), Brent Price (1988)
9. .857 (60-70), Gerald Peacock (1983)
10. .848 (95-112), Michael Foster (1987)

#### REBOUNDS

1. 434, Lee Collins (1955)
2. 419, Grady Wallace (1957)
3. 413, Jim Slaughter (1951)
4. 404, Lee Collins (1956)
5. 393, Tom Owens (1970)
6. 363, Tom Owens (1969)
- T7. 360, Tom Owens (1971)
- 360, Fred Lentz (1957)
9. 313, Jim Fox (1965)
- T10. 310, Joe Smith (1953)
- 310, Danny Traylor (1972)

#### REBOUNDING AVERAGE

1. 17.6, Lee Collins (1956)
2. 16.5, Jim Slaughter (1951)
3. 16.1, Lee Collins (1955)
4. 14.4, Grady Wallace (1957)
5. 14.0, Tom Owens (1970)
6. 13.6, Jim Fox (1965)
7. 13.3, Gary Gregor (1967)
8. 13.0, Tom Owens (1969)
9. 12.9, Tom Owens (1971)
10. 12.9, Joe Smith (1953)

#### ASSISTS

1. 182, Gerald Peacock (1983)
2. 174, Tre' Kelley (2006)
3. 172, Devan Downey (2008)
4. 157, Melvin Watson (1997)
5. 156, Jack Gilloon (1976)
6. 152, Kevin Joyce (1973)
7. 149, Tre' Kelley (2007)
- T8. 145, Aaron Lucas (2002)
- 145, Michael Foster (1985)
10. 144, Ta'Lon Cooper (2024)

#### ASSIST AVERAGE

1. 7.00, Gerald Peacock (1983)
2. 6.50, Jackie Gilloon (1976)
3. 5.40, Don Cox (1951)
4. 5.37, Devan Downey (2008)
5. 5.24, Kevin Joyce (1973)
6. 5.18, Michael Foster (1985)
7. 5.16, Carey Rich (1994)
8. 5.14, Tre' Kelley (2007)
9. 5.11, Jackie Gilloon (1978)
10. 5.06, Melvin Watson (1997)



**JAMEL BRADLEY HOLDS THE RECORD FOR 3-POINTERS MADE IN A SINGLE SEASON WITH 117**

#### STEALS

1. 103, Devan Downey (2008)
2. 93, Chuck Eidson (2000)
3. 91, Chuck Eidson (2002)
4. 89, Devan Downey (2009)
5. 85, Devan Downey (2010)
6. 73, Barry Manning (1991)
- T7. 66, Sindarius Thornwell (2017)
- 66, Barry Manning (1992)
9. 65, Renaldo Balkman (2006)
10. 60, Tarence Kinsey (2006)
- 60, Chuck Eidson (2003)

#### STEAL AVERAGE

1. 3.21, Devan Downey (2008)
2. 2.91, Chuck Eidson (2000)
3. 2.87, Devan Downey (2009)
4. 2.74, Devan Downey (2010)
5. 2.46, Chuck Eidson (2002)
6. 2.44, Barry Manning (1992)
7. 2.35, Barry Manning (1991)
8. 2.15, Carey Rich (1993)
9. 2.14, Chuck Eidson (2003)
10. 2.12, Sindarius Thornwell (2017)



## SOUTH CAROLINA TEAM SEASON RECORDS

### GAMES PLAYED

1. 38 in 2006
2. 37 in 2017
3. 34 in 2024

### POINTS SCORED

1. 2,707 in 2017 (37 games)
2. 2,583 in 2016 (34 games)
3. 2,575 in 2006 (38 games)

### HIGHEST SCORING AVERAGE

1. 82.1 in 1972 (29 games)
2. 81.8 in 1957 (27 games)
3. 81.5 in 1981 (27 games)

### LOWEST SCORING AVERAGE

(Since 1951)

1. 60.2 in 1999 (29 games)
2. 61.4 in 2012 (31 games)
2. 61.5 in 1959 (24 games)

### HIGHEST SCORING MARGIN

1. 22.8 in 1945 (22 games)
2. 19.9 in 1934 (19 games)
3. 19.3 in 1944 (15 games)

### LOWEST SCORING MARGIN

1. -21.0 in 1910 (1 game)
2. -15.3 in 1931 (18 games)
3. -12.5 in 1911 (2 games)

### MOST FIELD GOALS MADE

1. 967 in 2006 (38 games)
2. 924 in 1975 (28 games)
3. 923 in 2017 (37 games)

### MOST FIELD GOALS ATTEMPTED

1. 2,198 in 2017 (37 games)
2. 2,163 in 1957 (29 games)
3. 2,101 in 2006 (38 games)

### HIGHEST FIELD GOAL PERCENTAGE

1. .518 (862-1665) in 1983 (31 games)
2. .517 (847-1638) in 1982 (29 games)
3. .508 (856-1686) in 1981 (27 games)

### LOWEST FIELD GOAL PERCENTAGE

(Since 1951)

1. .340 (532-1564) in 1959 (24 games)
2. .347 (611-1760) in 1953 (24 games)
3. .395 (741-1878) in 2011 (30 games)

### MOST 3-POINT GOALS MADE

1. 274 in 2024 (34 games)
2. 262 in 2006 (38 games)
3. 257 in 2002 (37 games)

### MOST 3-POINT GOALS ATTEMPTED

1. 809 in 2024 (34 games)
2. 760 in 2002 (37 games)
3. 758 in 2006 (38 games)
4. 755 in 2023 (32 games)

### HIGHEST 3-POINT PERCENTAGE

1. .441 (90-204) in 1989 (30 games)
2. .383 (57-149) in 1987 (29 games)
3. .374 (67-179) in 1990 (28 games)

### MOST FREE THROWS MADE

1. 635 in 1971 (29 games)
2. 611 in 2017 (37 games)
3. 605 in 1957 (29 games)

### MOST FREE THROWS ATTEMPTED

1. 883 in 2016 (34 games)
2. 875 in 2017 (37 games)
3. 860 in 1957 (29 games)

### HIGHEST FREE THROW PERCENTAGE

1. .743 (635-855) in 1971 (29 games)
2. .738 (461-625) in 1963 (24 games)
3. .737 (496-673) in 2015 (33 games)

### LOWEST FREE THROW PERCENTAGE

(Since 1951)

1. .604 (311-515) in 1995 (27 games)
2. .606 (291-480) in 1992 (28 games)
3. .609 (407-668) in 1984 (28 games)

### MOST REBOUNDS

1. 1436 in 1957 (29 games)
2. 1372 in 2016 (34 games)
3. 1344 in 2017 (37 games)

### HIGHEST REBOUNDING AVERAGE

1. 49.5 in 1957 (29 games)
2. 49.3 in 1960 (26 games)
3. 48.0 in 1956 (23 games)

### LOWEST REBOUNDING AVERAGE

1. 31.3 in 2012 (31 games)
1. 31.4 in 1987 (29 games)
2. 31.6 in 2007 (30 games)

### HIGHEST REBOUNDING MARGIN

1. 13.1 in 1970 (28 games)
2. 9.0 in 1967 (23 games)
3. 7.5 in 1968 (22 games)

### LOWEST REBOUNDING MARGIN

1. -10.5 in 1961 (26 games)
2. -5.6 in 2008 (32 games)
3. -5.1 in 2010 (31 games)

### MOST ASSISTS

1. 555 in 2006 (38 games)
2. 540 in 1983 (31 games)
3. 524 in 2024 (34 games)

### HIGHEST ASSIST AVERAGE

1. 17.4 in 1983 (31 games)
2. 16.9 in 1988 (29 games)
3. 16.8 in 1982 (29 games)

### LOWEST ASSIST AVERAGE

1. 7.6 in 1969 (28 games)
2. 8.2 in 1970 (28 games)
3. 8.8 in 1971 (29 games)

### MOST STEALS

1. 356 in 2002 (37 games)
2. 300 in 2004 (34 games)
3. 292 in 2006 (38 games)

### HIGHEST STEAL AVERAGE

1. 9.6 in 2002 (37 games)
2. 9.2 in 2009 (31 games)
3. 8.9 in 1993 (27 games)

### LOWEST STEAL AVERAGE

1. 4.6 in 2007 (30 games)
- T2. 4.8 in 2024 (34 games)
- 4.8 in 1983 (31 games)

### MOST BLOCKED SHOTS

1. 203 in 1973 (29 games)
2. 189 in 2006 (38 games)
3. 188 in 2010 (31 games)

### HIGHEST BLOCKED SHOTS AVERAGE

1. 7.0 in 1973 (29 games)
2. 6.2 in 2011 (30 games)
3. 6.1 in 2010 (31 games)
- 6.1 in 1972 (29 games)

### LOWEST BLOCKED SHOTS AVERAGE

1. 1.3 in 1981 (27 games)
2. 1.7 in 1987 (29 games)
3. 1.8 in 1986 (28 games)

### MOST TURNOVERS

1. 526 in 1990 (28 games)
2. 514 in 2002 (37 games)
3. 491 in 2013 (32 games)

### HIGHEST TURNOVER AVERAGE

1. 18.8 in 1990 (28 games)
2. 17.4 in 1981 (27 games)
- 17.4 in 1992 (28 games)

### FEWEST TURNOVERS

1. 337 in 2008 (32 games)
- 337 in 2007 (30 games)
3. 344 in 2024 (34 games)

### LOWEST TURNOVER AVERAGE

1. 10.1 in 2024 (34 games)
2. 10.5 in 2008 (32 games)
3. 11.2 in 2007 (30 games)

### HIGHEST TURNOVER MARGIN

1. 5.9 in 2009 (31 games)
2. 4.4 in 2008 (32 games)
- 4.4 in 2002 (37 games)

### LOWEST TURNOVER MARGIN

1. -2.7 in 2023 (32 games)
2. -1.9 in 2025 (32 games)
3. -1.4 in 1988 (29 games)

### GAMES WON

- T1. 26 in 2024  
26 in 2017  
T2. 25 in 2016  
25 in 1970

### GAMES LOST

- T1. 21 in 2023  
21 in 2012  
21 in 1938  
21 in 1999

### LONGEST WINNING STREAK

1. 17 games in 1970, 1934
2. 15 games in 2016
- 15 games in 1933

### LONGEST WINNING STREAK

(More Than One Season)

1. 32 games in 1933 (15) and 1934 (17)

### LONGEST LOSING STREAK

1. 14 games in 1938 (3-21); 1931 (1-17)
2. 13 games in 2025 (12-20)
3. 11 games in 1992 (11-17)

### LONGEST LOSING STREAK

(More Than One Season)

1. 15 games in 1931 (14) and 1932 (1)
2. 14 games in 1938 (6) and 1939 (8)
3. 14 games in 1938

### LONGEST HOMECOURT WINNING STREAK

1. 13 games in 1973 (13-0); 1998 (13-1); 2016 (16-3)
2. 11 games in 1971; 1974; 1975
3. 10 games in 1934; 1843; 1972

### LONGEST HOMECOURT WINNING STREAK

(More Than One Season)

1. 34 games (1/12/72 to 2/16/74)
2. 29 games (2/17/32 to 2/5/35)
3. 22 games (12/30/96 to 2/28/98)

### LONGEST HOMECOURT LOSING STREAK

1. 11 games (12/18/37 to 2/26/38)
2. 9 games (1/15/31 to 2/21/31)
3. 8 games (1/7/23 to 2/22/23)

### LONGEST HOMECOURT LOSING STREAK

(More Than One Season)

1. 15 games (12/18/37 to 1/16/39)
2. 10 games (1/15/31 to 1/7/32)





## OPPONENT TEAM SEASON RECORDS

### MOST POINTS SCORED

1. 2,414 in 2017 (37 games)
2. 2,379 in 2006 (38 games)
3. 2,376 in 2014 (34 games)

### HIGHEST SCORING AVERAGE

1. 86.8 in 1961 (26 games)
2. 82.3 in 1993 (27 games)
3. 79.9 in 1955 (27 games)

### LOWEST SCORING AVERAGE

(Since 1951)

1. 57.4 in 1970 (28 games)
2. 60.9 in 1951 (25 games)
3. 61.6 in 2002 (37 games)

### MOST FIELD GOALS MADE

1. 899 in 1961 (26 games)
2. 880 in 1973 (29 games)
3. 868 in 2006 (38 games)

### MOST FIELD GOALS ATTEMPTED

1. 2,252 in 1957 (29 games)
2. 2,189 in 1973 (29 games)
3. 2,032 in 1972 (29 games)

### HIGHEST FIELD GOAL PERCENTAGE

1. .513 (683-1331) in 1963 (24 games)
2. .490 (691-1410) in 1964 (24 games)
3. .488 (826-1693) in 1981 (27 games)

### LOWEST FIELD GOAL PERCENTAGE

(Since 1951)

1. .382 (647-1695) in 1970 (28 games)
2. .384 (867-2252) in 1957 (29 games)
3. .387 (658-1699) in 2015 (33 games)

### MOST 3-POINT GOALS MADE

1. 287 in 2016 (34 games)
2. 265 in 2006 (38 games)
3. 245 in 2019 (32 games)

### MOST 3-POINT GOALS ATTEMPTED

1. 806 in 2016 (34 games)
2. 727 in 2006 (38 games)
3. 720 in 2019 (32 games)

### HIGHEST 3-POINT PERCENTAGE

1. .420 (113-269) in 1987 (29 games)
2. .399 (203-509) in 1993 (27 games)
3. .379 (196-517) in 2012 (31 games)

### MOST FREE THROWS MADE

1. 675 in 2014 (34 games)
2. 647 in 2020 (31 games)
3. 628 in 2017 (37 games)

### MOST FREE THROWS ATTEMPTED

1. 983 in 2014 (34 games)
2. 886 in 2020 (31 games)
3. 868 in 2017 (37 games)

### HIGHEST FREE THROW PERCENTAGE

1. .761 (363-477) in 2021 (21 games)
2. .740 (529-715) in 2019 (32 games)
3. .737 (392-532) in 1987 (29 games)
4. .737 (375-509) in 1964 (24 games)

### LOWEST FREE THROW PERCENTAGE

(Since 1951)

1. .632 (354-560) in 1992 (28 games)
2. .633 (236-373) in 2001 (30 games)
3. .655 (312-476) in 1970 (28 games)

### MOST REBOUNDS

1. 1404 in 1961 (26 games)
2. 1397 in 1957 (29 games)
3. 1305 in 2017 (37 games)

### HIGHEST REBOUNDING AVERAGE

1. 54.0 in 1961 (26 games)
2. 49.7 in 1960 (26 games)
3. 48.5 in 1959 (24 games)

### LOWEST REBOUNDING AVERAGE

1. 30.1 in 1987 (29 games)
2. 30.9 in 1982 (29 games)
3. 31.7 in 1988 (29 games)

### MOST ASSISTS

1. 495 in 2006 (38 games)
2. 470 in 2023 (32 games)
3. 466 in 2008 (32 games)

### HIGHEST ASSIST AVERAGE

1. 16.5 in 1986 (28 games)
2. 16.3 in 1985 (28 games)
3. 16.1 in 1993 (27 games)

### LOWEST ASSIST AVERAGE

1. 5.5 in 1970 (28 games)
2. 6.0 in 1971 (29 games)
3. 7.0 in 1969 (28 games)

### MOST STEALS

1. 263 in 2013 (32 games)
2. 257 in 2022 (31 games)
3. 255 in 2014 (34 games)

### HIGHEST STEAL AVERAGE

1. 9.1 in 1990 (28 games)
2. 8.5 in 1993 (27 games)
3. 8.4 in 1999 (29 games)

### LOWEST STEAL AVERAGE

1. 5.7 in 2011 (30 games)
2. 5.8 in 2024 (34 games)
3. 5.8 in 2008 (32 games)

### MOST BLOCKED SHOTS

1. 173 in 2018 (33 games)
2. 165 in 2014 (34 games)
3. 158 in 2013 (32 games)

### HIGHEST BLOCKED SHOTS AVERAGE

1. 5.2 in 2018 (33 games)
2. 4.9 in 2014 (34 games)
3. 4.9 in 2013 (32 games)

### LOWEST BLOCKED SHOTS AVERAGE

1. 2.1 in 1979 (27 games)
2. 2.1 in 1989 (30 games)
3. 2.1 in 2002 (37 games)

### MOST TURNOVERS

1. 678 in 2002 (37 games)
2. 632 in 2017 (37 games)
3. 604 in 2009 (31 games)

### HIGHEST TURNOVER AVERAGE

1. 19.4 in 2009 (31 games)
2. 18.3 in 2002 (37 games)
3. 17.1 in 2017 (37 games)

### FEWEST TURNOVERS

1. 325 in 1980 (27 games)
2. 332 in 2024 (34 games)
3. 334 in 1978 (28 games)

### LOWEST TURNOVER AVERAGE

1. 9.8 in 2024 (34 games)
2. 10.5 in 2025 (32 games)
3. 10.5 in 2023 (32 games)

## CAROLINA'S 100-POINT GAMES

*The Gamecocks are 48-1 when scoring 100 points or more.*

Score	Margin	Opponent	Season
121-71	+50	The Citadel	1955-56
118-83	+35	Furman	1970-71
116-78	+38	Manhattan	1971-72
116-69	+47	Georgia Southern	1980-81
113-77	+36	Maryland-Eastern Shore	1985-86
113-81	+32	Assumption	1974-75
113-85	+28	Clemson	1956-57
112-63	+49	Newberry	1954-55
112-61	+51	The Citadel	1995-96
111-107	+ 4	Tennessee	1992-93
110-51	+59	Allen	2021-22
110-72	+38	Florida International	1984-85
110-84	+26	Georgia Southern	1975-76
109-68	+41	St. Francis Xavier	1980-81
109-83	+26	Notre Dame	1971-72
109-97	+12	Furman	1955-56
108-55	+53	Furman	1967-68
107-75	+32	Baptist College	1977-78
107-90	+17	Biscayne	1979-80
106-61	+45	Rhode Island	1985-86
106-66	+40	Marshall	1979-80
106-69	+37	Georgia Southern	1980-81
106-79	+27	Clemson	1968-69
106-107	- 1	Miami (Fla.)	1959-60
106-68	+38	Louisiana State	1995-96
105-75	+30	Army	2021-22
105-63	+42	Southern Mississippi	1988-89
105-67	+38	Georgia State	1985-86
105-77	+28	Brown	1981-82
104-54	+50	Erskine	1967-68
104-55	+49	DePauw	1973-74
104-86	+18	Houston	1973-74
103-42	+41	The Citadel	2007-08
103-67	+36	Mercer	1990-91
103-68	+35	Augusta	1988-89
103-88	+15	Davidson	1980-81
103-98	+ 5	Furman	1956-57
102-78	+24	Elon	1966-67
102-86	+16	Providence	1970-71
102-88	+14	Davidson	1978-79
101-63	+38	West Virginia Tech	1981-82
101-68	+33	Maryland	1969-70
101-78	+23	Virginia	1967-68
100-62	+38	Furman	1996-97
100-66	+34	Yale	1975-76
100-67	+33	Baptist College	1978-79
100-77	+23	Fordham	1971-72
100-90	+10	Old Dominion	1982-83
100-73	+27	Davidson	1995-96

## OPPONENTS' 100-POINT GAMES

*Carolina is 1-31 when allowing 100 or more points.*

Score	Margin	Opponent	Season
71-101	-30	Missouri	2024-25
61-101	-40	Auburn	2023-24
73-101	-28	Arkansas	2020-21
86-109	-23	Auburn	2020-21
81-126	-45	Kentucky	1979-80
85-116	-31	Marshall	1980-81
91-115	-24	Clemson	1980-81
88-115	-27	North Carolina	1957-58
90-112	-22	Georgia	1963-64
72-111	-39	Duke	1964-65
83-109	-26	Wake Forest	1960-61
68-109	-41	Virginia Tech	1984-85
67-108	-41	North Carolina	1992-93
82-108	-26	Kentucky	1992-93
111-107	+ 4	Tennessee	1992-93
106-107	- 1	Miami (Fla.)	1959-60
94-107	-13	Duke	1960-61
79-107	-28	Duke	1960-61
69-107	-38	George Washington	1952-53
97-107	-10	Vanderbilt	1995-96
79-106	-27	North Carolina State	1960-61
78-106	-28	Vanderbilt	1963-64
75-106	-31	Virginia Tech	1960-61
68-105	-37	Furman	1952-53
94-104	-10	Wake Forest	1959-60
76-104	-28	Virginia Tech	1983-84
76-104	-28	Duke	1956-57
70-104	-34	North Carolina	1965-66
70-103	-33	Wake Forest	1953-54
59-100	-41	Memphis State	1985-86
90-100	-10	Fordham	1970-71
79-100	-21	Furman	1954-55



## SOUTH CAROLINA INDIVIDUAL GAME RECORDS

### MOST POINTS SCORED

1. 56, John Roche vs. Furman (2/4/71), at Columbia
2. 54, Grady Wallace vs. Georgia (12/21/56), at Athens, Ga.
3. 45, Grady Wallace vs. N.C. State (2/9/57), at Raleigh, N.C.
- T4. 44, Sindarius Thornwell vs. Alabama (2/7/17), at Columbia
- 44, Grady Wallace vs. Virginia (12/15/57), at Columbia
- 44, Grady Wallace vs. Clemson (3/2/57), at Columbia
- 44, Cedrick Hordges vs. Biscayne (12/1/79), at Columbia

### MOST FIELD GOALS MADE

1. 21, John Roche vs. Furman (2/4/71), at Columbia
2. 20, Grady Wallace vs. Georgia (12/21/56), at Athens, Ga.
- T3. 19, Tom Riker vs. Fordham (1/27/72), at New York, N.Y.
- 19, Zam Fredrick vs. Hofstra (12/1/79), at Columbia
- T5. 18, Grady Wallace vs. The Citadel (2/4/56), at Charleston, S.C.
- 18, Tom Riker vs. Fordham (3/20/71), at Raleigh, N.C.
- 18, Cedrick Hordges vs. Biscayne (12/1/79), at Columbia
- [CONSECUTIVE: 13, Cedrick Hordges vs. Biscayne]

### MOST FIELD GOALS ATTEMPTED

1. 44, Grady Wallace vs. N.C. State (2/9/57), at Raleigh, N.C.
2. 34, John Roche vs. Furman (2/4/71), at Columbia
- T3. 32, Scotti Ward vs. Maryland (1/5/63), at College Park, Md.
- 32, Kevin Joyce vs. Indiana (12/22/72), at Columbia
5. 31, Zam Fredrick vs. Hofstra (1/28/81), at Columbia

### HIGHEST FIELD GOAL PERCENTAGE (MIN. 5 made)

- T1. 11-11, Kenny Holmes vs. Manhattan (1/15/81), in Columbia, S.C.
- 11-11, Troy McKoy vs. Georgia (3/3/93), at Athens, Ga.
3. 10-10, Collin Murray-Boyles vs. ECU (12/7/24), in Columbia, S.C.
4. 8-8, BJ McKie vs. Furman (12/6/95), in Columbia, S.C.
- T5. 7-7, Maik Kotsar vs. SC State (11/18/16), in Columbia, S.C.
- 7-7, L. Chatkevicius vs. Lipscomb (11/27/15) in Columbia, S.C.
- 7-7, B. Williams vs. UALR (11/25/12) in Puerto Vallarta, Mexico
- 7-7, Jeff Roulston vs. Southern Univ. (12/28/91), in Columbia, S.C.
- 7-7, Rick Aydlott vs. U.N.L.V. (2/16/72), at Las Vegas, Nev.
- 7-7, LeRon Williams vs. Wofford (11/23/98), in Columbia, S.C.

### MOST 3-POINT FIELD GOALS MADE

1. 8, Larry Davis vs. Georgia (3/2/96), at Athens, Ga.
- T2. 7, Brenton Williams at Miss. State (3/8/14), in Starkville, Miss.
- 7, Brenton Williams at Missouri (1/25/14), in Columbia, Mo.
- 7, Jamel Bradley vs. LSU (1/31/01), at Baton Rouge, La.
- 7, Larry Davis vs. Davidson (3/13/96), at Columbia
- 7, Jo Jo English vs. Temple (12/8/90), at Columbia
- 7, Brent Price vs. Florida State (1/25/88), at Tallahassee, Fla.
- 7, Devan Downey vs. Florida (2/3/09), at Gainesville, Fla.

### MOST 3-POINT GOALS ATTEMPTED

- T1. 14, AJ Lawson at LSU (1/16/2021), in Baton Rouge, La.
- 14, Brenton Williams at Miss. State (3/8/14), in Starkville, Miss.
- 14, Brenton Williams at Missouri (1/25/14), in Columbia, Mo.
- T3. 13, AJ Lawson vs. Alabama (2/9/2021), in Columbia, S.C.
- 13, Bruce Ellington at Tennessee (2/16/11), at Knoxville, Tenn.
- 13, Bruce Ellington at Furman (12/22/10), at Greenville, S.C.
- 13, Devan Downey vs. Georgia (2/13/10), at Athens, Ga.
- 13, Brandis Raley-Ross vs. Georgia (2/13/10), at Athens, Ga.
- 13, Josh Gonner vs. Florida (1/8/04), at Columbia
- 13, BJ McKie vs. Ole Miss (3/4/99), at Atlanta, Ga.
- 13, BJ McKie vs. Char. Southern (12/28/96), at Columbia
- 13, Larry Davis vs. Georgia Southern (2/14/96), at Columbia

### MOST FREE THROWS MADE

1. 25, Sindarius Thornwell vs. Alabama (2/7/17), at Columbia
2. 21, Grady Wallace vs. Duke (2/23/57), at Durham, N.C.
- T3. 20, BJ McKie vs. Ole Miss (3/7/98), at Atlanta, Ga.
- 20, Mike Callahan vs. Tenn. (12/17/59), at Knoxville, Tenn.
- T5. 17, Mike Boynton, Jr. vs. Arkansas (3/11/04), at Atlanta, Ga.
- 17, Larry Davis vs. Cincinnati (2/15/97), at Cincinnati
- 17, John Roche vs. Duke (2/8/69), at Durham, N.C.
- 17, John Roche vs. N.C. State (2/17/71), at Columbia
- 17, John Roche vs. N.C. State (2/27/71), at Raleigh, N.C.
- 17, Zam Fredrick vs. Furman (2/11/81), at Columbia
- [CONSECUTIVE IN GAME: 16, John Roche vs. Notre Dame (12/5/70), at Notre Dame, Ind.; 16, John Roche vs. Davidson (2/11/70), at Columbia]



**SAM MULDROW BLOCKED A SCHOOL RECORD 10 SHOTS VS. VANDERBILT ON JAN. 8, 2011, EN ROUTE TO THE SCHOOL'S SECOND-EVER TRIPLE-DOUBLE, AS HE SCORED 16 POINTS, COLLECTED 14 REBOUNDS AND BLOCKED 10 SHOTS IN THE CONTEST**

### MOST FREE THROWS ATTEMPTED

1. 33, Sindarius Thornwell vs. Alabama (2/7/17), at Columbia
2. 23, Mike Callahan vs. Tenn. (12/17/59), at Knoxville, Tenn.
- 23, Grady Wallace vs. Duke (2/23/57), at Durham, N.C.
4. 22, BJ McKie vs. Ole Miss (3/7/98), at Atlanta, Ga.
- 22, John Roche vs. N.C. State (2/17/71), at Columbia
5. 21, John Roche vs. Duke (2/8/69), at Durham, N.C.

### HIGHEST FREE THROW PERCENTAGE (MIN. 10 MAKES)

1. 16-16, John Roche vs. Notre Dame (12/5/70), at Notre Dame
- 16-16, John Roche vs. Davidson (2/11/70), at Columbia
3. 15-15, John Roche vs. Wake Forest (2/3/69), at Columbia
- 15-15, John Roche vs. Duke (2/14/70), at Columbia
5. 14-14, Ronnie Collins vs. UNC (2/15/63), at Charlotte, N.C.

### MOST REBOUNDS

1. 35, Gary Gregor vs. Elon (12/19/66), at Charlotte, N.C.
2. 33, Lee Collins vs. The Citadel (2/4/56), at Charleston, S.C.
3. 28, Tom Owens vs. Erskine (12/8/69), at Columbia
- 28, Fred Lentz vs. Clemson (3/2/57), at Clemson, S.C.
5. 27, Lee Collins vs. Furman (2/25/56), at Greenville, S.C.

### MOST ASSISTS

1. 17, Jack Gilloon vs. Ga. Southern (2/28/76), at Columbia
2. 16, Jack Gilloon vs. Villanova (2/4/76), at Columbia
3. 14, Terry Gould vs. The Citadel (12/10/86), at Columbia
4. 13, Jack Thompson vs. Virginia (1/11/67), at Charlottesville, Va.
- 13, John Roche vs. Maryland (12/15/69), at College Park, Md.
- 13, Gerald Peacock vs. DePaul (3/2/83), at Columbia
- 13, Gerald Peacock vs. Old Dominion (3/16/83), at Columbia

### MOST STEALS

1. 9, Bojan Popovic vs. So. Mississippi (2/17/90), at Columbia
2. 7, Devan Downey vs. Furman (12/21/09), at Columbia
- 7, Devan Downey vs. NC Central (12/16/08) at Columbia
- 7, Devan Downey vs. Princeton (12/2/08), at Princeton, NJ
- 7, Devan Downey vs. Alabama (2/16/08), at Columbia
- 7, Devan Downey vs. Radford (1/2/08), at Columbia
- 7, Chuck Eidson vs. Florida (2/5/02), at Columbia
- 7, Aaron Lucas vs. Vanderbilt (1/19/02), at Columbia
- 7, Chuck Eidson vs. Clemson (12/16/99), at Clemson, S.C.
- 7, Barry Manning vs. Furman (12/12/90), at Columbia

### MOST BLOCKED SHOTS

1. 10, Sam Muldrow vs. Vanderbilt (1/8/11), at Columbia
2. 9, Jeff Roulston vs. Tennessee (12/18/89), at Columbia
- 9, Danny Traylor vs. Niagara (1/19/72), at Columbia
- 9, Danny Traylor vs. Fordham (1/27/72), at New York, N.Y.
5. 8, S. Muldrow vs. Boston College (12/30/09), at Chestnut Hill, Mass.
- 8, Brandon Wallace vs. C of C (12/5/06), at Columbia
- 8, Danny Traylor vs. Marshall (1/31/73), at Columbia
- 8, Danny Traylor vs. Niagara (2/12/73), at Niagara, N.Y.
- 8, Danny Traylor vs. Lafayette (1/3/73), at Columbia





## OPPONENT INDIVIDUAL GAME RECORDS

### MOST POINTS SCORED

1. 48, Frank Selvy (Furman), 1/8/54, at Greenville, S.C.
2. 46, Bill Yarborough (Clemson), 1/18/55, at Clemson, S.C.
3. 43, Austin Carr (Notre Dame), 12/30/69, at New Orleans, La.
4. 42, Len Chappell (Wake Forest), 2/24/62, at Winston-Salem, N.C.
5. 41, Brandon Miller (Alabama), 2/22/23, at Columbia

### MOST FIELD GOALS MADE

1. 21, Frank Selvy (Furman), 1/8/54, at Greenville, S.C.
2. 19, Austin Carr (Notre Dame), 12/30/69, at New Orleans, La.
- T3.17, Bill O'Connor (Canisius), 12/27/62, at Buffalo, N.Y.
- 17, Bill Yarborough (Clemson), 1/18/55, at Clemson, S.C.
- 17, Kevin Tucker (Stetson), 2/23/79, at DeLand, Fla.

### MOST FIELD GOALS ATTEMPTED

1. 34, Nick Weatherspoon (Illinois), 1/27/73, at Chicago, Ill.
2. 32, Ken Charles (Fordham), 1/27/72, at New York, N.Y.
3. 31, Bimbo Coles (Virginia Tech), 2/22/90, at Columbia
- T4.30, Art Heyman (Duke), 3/3/61, at Raleigh, N.C.
- 30, Art Heyman (Duke), 12/13/61, at Columbia
- 30, Tom Inglesby (Villanova), 2/17/73, at Columbia
- 30, Larry Kenon (N. Carolina), 3/15/72, at Morgantown, W.Va.
- 30, John Gerdy (Davidson), 2/17/79, at Columbia

### HIGHEST FIELD GOAL PERCENTAGE (MIN. 5 Makes)

1. 10-10, Olivier Nkamhoua (Tennessee), 1/7/23, at Columbia
- T2.8-8, G.G. Smith (Georgia), 3/8/97, at Memphis, Tenn.
- 8-8, Gary Williams (Maryland), 12/10/66, at College Park, Md.
- 8-8, George McCloud (Florida State), 2/14/87, at Columbia
- T5.7-7, Dale Davis (Clemson), 2/4/89, at Clemson, S.C.
- 7-7, Brandon Crump (Tennessee), 3/6/04, Knoxville, Tenn.

### MOST 3-POINT GOALS MADE

1. 11, Michael Frazier (Florida), 3/4/14, at Columbia
2. 9, Nathan Hoover (Wofford), 11/26/18, at Columbia
- T3.8, Emoni Bates (Eastern Mich.), 12/30/22, at Columbia
- 8, Riley Norris (Alabama), 1/13/16, at Tuscaloosa, Ala.
- 8, Chris Warren (Ole Miss), 2/22/11, at Columbia
- 8, Mykal Riley (Alabama), 2/16/08, at Columbia
- 8, Ronnie McMahan (Vanderbilt), 2/12/94, at Columbia
- 8, D.A. Layne (Georgia), 2/6/99, at Athens, Ga.
- T9.7, Wade Taylor IV (Texas A&M), 2/1/25, in Columbia, S.C.
- 7, Victor Bailey Jr. (Tennessee), 2/17/2021, in Knoxville, Tenn.
- 7, DJ Hogg (Texas A&M), 1/7/17, at Columbia
- 7, Jordan Aaron (Milwaukee), 11/11/12, in Columbia
- 7, Maurice Jones (Southern Cal), 11/26/11, at Las Vegas, Nev.
- 7, Ravern Johnson (Miss. State), 3/5/11, at Starkville, Miss.
- 7, Lee Humphrey (Florida), 1/13/07, at Columbia
- 7, Darrell Owens (Georgetown), 3/24/05, at Columbia
- 7, Chris Lofton (Tennessee), 2/23/05, at Knoxville, Tenn.
- 7, Demon Brown (Charlotte), 12/2/00, at Charlotte, N.C.
- 7, Pat Bradley (Arkansas), 2/18/98, at Fayetteville, Ark.
- 7, Frank Seckar (Vanderbilt), 2/17/96, at Nashville, Tenn.
- 7, Pat Bradley (Arkansas), 3/8/96, at Atlanta, Ga.
- 7, Litterial Green (Georgia), 1/18/92, at Columbia
- 7, KeKe Hicks (Coastal Carolina), 12/11/93, at Columbia
- 7, Frank Seckar (Vanderbilt), 1/8/94, at Nashville, Tenn.

### MOST 3-POINT GOALS ATTEMPTED

1. 18, Michael Frazier (Florida), 3/4/14, at Columbia
2. 16, Jamison Battle (George Washington), 12/1/19 at Columbia
- T3.15, Emoni Bates (Eastern Mich.), 12/30/22, at Columbia
- 15, Nathan Hoover (Wofford), 11/26/18, at Columbia
- 15, Chris Warren (Ole Miss), 2/22/11, at Columbia
- 15, Brian Williams (Alabama), 3/7/97, at Memphis, Tenn.
- 15, Frank Seckar (Vanderbilt), 3/18/96, at Columbia
- 15, Jamal Mashburn (Kentucky), 1/4/92, at Columbia
- 15, Michael Christian (Tulane), 2/1/90, at New Orleans, La.
- 15, Bernard Toatley (S.C. State), 12/20/93, at Columbia

### MOST FREE THROWS MADE

1. 16, Rick Roberson (Cincinnati), 12/22/67, at Lexington, Ky.
- T2.15, Scotty Pippen Jr. (Vanderbilt), 3/7/20, at Nashville, Tenn.
- 15, Dennis Wycik (North Carolina), 2/20/71, at Columbia
- T4.14, Quentin Grimes (Houston), 12/5/2020, at Houston
- 14, Milik Yarbrough (Illinois State), 11/16/17, at Myrtle Beach
- 14, Kevin Punter (Tennessee), 1/23/16, at Knoxville, Tenn.
- 14, Amu Saaka (Furman), 12/22/11, at Greenville, S.C.
- 14, Bimbo Coles (Virginia Tech), 2/9/88, at Columbia
- T9.13, Keenan Evans (Texas Tech), 1/27/18, at Columbia
- 13, KeVaughn Allen (Florida), 2/21/17, at Gainesville, Fla.
- 13, Ben Smith (Jacksonville), 11/27/09, at Columbia
- 13, Bob Lewis (North Carolina), 2/19/66, at Charlotte, N.C.
- 13, Nick Calathes (Florida), 2/3/09, at Gainesville, Fla.

### MOST FREE THROWS ATTEMPTED

1. 21, Rick Roberson (Cincinnati), 12/22/67, at Lexington, Ky.
2. 19, Art Heyman (Duke), 1/31/61, at Columbia
- T3.18, Dave Budd (Wake Forest), 2/7/57, at Columbia
- 18, Anthony Laquintano (Virginia), 1/8/62, at Charlottesville, Va.
- 18, Mike Katos (Virginia), 12/11/67, at Charlottesville, Va.
- 18, Bimbo Coles (Virginia Tech), 2/9/88, at Columbia

### HIGHEST FREE THROW PERCENTAGE (MIN. 10 MAKES)

1. 14-14, Amu Saaka (Furman), 12/22/11, at Greenville, S.C.
- T2.13-13, Keenan Evans (Texas Tech), 1/27/18, at Columbia
- 13-13, Bob Lewis (N. Carolina), 2/19/66, at Charlotte, N.C.
- T4.12-12, Ricky Tarrant Jr. (Memphis), 1/2/16, at Columbia
- 12-12, John Cuttingham (Furman), 2/18/76, at Columbia
- 12-12, Bruce Grimm (Furman), 2/21/77, at Greenville, S.C.
- 12-12, Fred Gilliam (Clemson), 12/6/80, at Columbia
- T8.11-11, Justin Reed (Ole Miss), 1/31/04, at Oxford, Miss.
- 11-11, Petey Sessoms (Old Dominion), 11/28/94, at Norfolk, Va.
- 11-11, Charles Davis (Wake Forest), 3/6/70, at Charlotte, N.C.
- 11-11, Adrian Dantley (Notre Dame), 2/16/74, at Columbia

### MOST REBOUNDS

1. 27, M.C. Thompson (DePaul), 12/16/61, at Chicago, Ill.
2. 25, Billy Cunningham (UNC), 2/15/64, at Charlotte, N.C.
3. 24, Len Chappell (Wake Forest), 2/2/62, at Columbia
- T4.20, Ekpe Udoh (Baylor), 1/2/10, at Columbia
- 20, Larry Kenon (Memphis), 3/15/73, at Houston, Texas

### MOST ASSISTS

1. 16, Bob Shrewsbury (Pittsburgh), 2/14/76, at Pittsburgh, Pa.
- T2.15, Penny Greene (South Florida), 1/17/76, at Tampa, Fla.
- 15, Andre Turner (Memphis), 3/7/86, at Louisville, Ky.
- T4.14, Kendall Marshall (N. Carolina), 11/25/11, at Las Vegas, Nev.
- 14, Chuck Evans (Mississippi St.), 2/13/93, at Starkville, Miss.
- 14, LaMarcus Golden (Tennessee), 1/19/94, at Columbia

### MOST STEALS

1. 9, Marty Collins (Temple), 11/24/04, at Columbia
- 9, Haywoode Workman (Oral Roberts), 1/28/89, at Tulsa, Okla.
3. 8, Stanley Frankoski (Fordham), 2/12/76, at New York, N.Y.
- 8, James Johnson (M. Tenn. St.), 11/29/85, at Memphis, Tenn.
5. 7, Billy Humphrey (Georgia), 2/10/07, at Columbia
- 7, Pax Whitelead (Vanderbilt), 1/29/97, at Nashville, Tenn.
- 7, Kim Lewis (Tulane), 1/31/91, at Columbia
- 7, Earl Tatum (Marquette), 1/3/76, at Marquette, Wis.
- 7, Dell Curry (Virginia Tech), 1/11/86, at Blacksburg, Va.
- 7, G.J. Hunter (Tulane), 2/1/90, at New Orleans, La.

### MOST BLOCKED SHOTS

1. 11, Shaquille O'Neal (LSU), 2/19/92, at Columbia
- 11, Derek Holcomb (Illinois), 12/8/78, at Champaign, Ill.
3. 9, Babatunde Olumuyiwa (USC Upstate), 11/23/10 at Columbia
4. 8, Anthony Davis (Kentucky), 2/4/12, at Columbia
- 8, Colin Castleton (Florida), 1/15/22, at Columbia
6. 7, Colin Castleton (Florida), 2/3/2021, in Gainesville, Fla.
- 7, Asaiah Dixon-Tatum (Auburn), 3/12/14 at Atlanta, Ga.
- 7, Damian Jones (Vanderbilt), 2/13/14 at Columbia
- 7, K.J. McDaniels (Clemson), 11/17/13 at Clemson, S.C.
- 7, Anthony Davis (Kentucky), 1/7/12, at Lexington, Ky.
- 7, Roy Rogers (Alabama), 3/20/96, at Columbia
- 7, Wallace Bryant (San Francisco), 1/9/82, at Columbia
- 7, Rolan Roberts (Virginia Tech), 12/5/97, at Charlotte, N.C.



LSU'S SHAQUILLE O'NEAL, SHOWN HERE DUNKING IN A GAME, TIED ILLINOIS' DEREK HOLCOMB'S BLOCKED SHOTS RECORD WITH 11 AGAINST THE GAMECOCKS ON FEB. 2, 1992





## SOUTH CAROLINA SINGLE-GAME TEAM RECORDS

### MOST POINTS SCORED

1. 121 vs. The Citadel (2/4/56), at Charleston, S.C.
2. 118 vs. Furman (2/4/71), at Columbia
3. 116 vs. Manhattan (1/12/72), at Columbia
- 116 vs. Georgia Southern (2/23/81), at Columbia
5. 113 vs. Maryland-Eastern Shore (11/27/85), at Columbia
- 113 vs. Assumption (12/26/74), at Philadelphia, Pa.
- 113 vs. Clemson (3/2/57), at Clemson, S.C.

### HIGHEST VICTORY MARGIN

1. 75 (84-9) vs. Presbyterian (1/4/34), at Columbia
2. 66 (80-14) vs. Florence Stars (1/2/48), at Columbia
3. 61 (103-42) vs. The Citadel (11/12/07), at Columbia
- 61 (68-7) vs. 402nd Signal Battalion (1/19/18), at Columbia
5. 59 (110-51) vs. Allen (12/14/21), at Columbia

### MOST FIELD GOALS MADE

1. 52 vs. The Citadel (2/4/56), at Charleston, S.C.
2. 48 vs. Furman (2/2/57), at Greenville, S.C.
- 48 vs. Notre Dame (2/28/72), at Columbia
4. 46 vs. Erskine (12/2/67), at Columbia
- 46 vs. Manhattan (1/12/72), at Columbia

### MOST FIELD GOALS ATTEMPTED

1. 102 vs. The Citadel (2/4/56), at Charleston, S.C.
2. 95 vs. Clemson (2/7/70), at Columbia
3. 92 vs. Erskine (12/2/67), at Columbia
- 92 vs. Virginia (12/11/67), at Charlottesville, Va.
5. 90 vs. Wake Forest (1/27/56), at Columbia
- 90 vs. Furman (2/25/56), at Greenville, S.C.
- 90 vs. Miami (1/2/60), at Miami, Fla.
- 90 vs. Furman (1/27/60), at Columbia

### HIGHEST FIELD GOAL PERCENTAGE

1. .750 (36-48) vs. Western Carolina (12/19/81), at Columbia
2. .695 (41-59) vs. Lander (11/26/88), at Columbia
3. .694 (34-49), vs. Davidson (3/13/96), at Columbia
4. .679 (35-53) vs. Maryland (1/30/67), at Columbia
5. .674 (31-46) vs. San Jose State (12/17/77), at Santa Clara, Calif.
- .674 (31-46) vs. Notre Dame (1/20/79), at South Bend, Ind.

### MOST 3-POINT GOALS MADE


1. 18 vs. George Washington (12/1/23), at Columbia
2. 16 at Texas A&M (1/18/20), at College Station, Texas
- 16 vs. Texas A&M (2/6/19), at Columbia
- 16 vs. Campbell (11/28/07), at Columbia
5. 15, at LSU (2/18/23), at Baton Rouge
- 15 vs. Auburn (1/24/17), at Columbia
- 15 vs. Cincinnati (2/15/97), at Cincinnati, Ohio
8. 14 vs. Wofford (12/17/05), at Columbia
- 14 vs. Alabama (2/4/04), at Columbia
- 14 vs. Georgia (3/2/96), at Athens, Ga.
- 14 vs. Clemson (2/9/94), at Clemson, S.C.

### MOST 3-POINT GOALS ATTEMPTED

1. 36 at Tennessee (3/8/25), at Knoxville, Tenn.
- 36 vs. Mississippi State (2/23/08), at Columbia
3. 34 vs. Miami (11/22/09), at Charleston, S.C.
4. 35 vs. George Washington (12/1/23), at Columbia
- 35 vs. Louisiana State (2/23/00), at Columbia
- 35 vs. Vanderbilt (2/28/09), at Nashville, Tenn.
7. 33 vs. Auburn (1/29/11), at Columbia
8. 32 vs. Virginia Tech (11/27/24), at Fort Myers, Fla.
- 32 at LSU (2/18/23), at Baton Rouge
- 32 vs. Allen (12/14/21), at Columbia
- 32 vs. Illinois State (11/16/17) at Myrtle Beach
- 32 at Tennessee (2/16/11), at Knoxville, Tenn.
- 32 at Vanderbilt (1/9/08), at Columbia
- 32 vs. Kentucky (2/5/00), at Lexington, Ky.
- 32 vs. Kentucky (2/2/02), at Lexington, Ky.

### HIGHEST 3-POINT PCT. (Min. 10 att.)

1. .818 (9-11) vs. The Citadel (2/22/89), at Columbia
2. .733 (11-15) vs. Auburn (3/12/14), at Atlanta, Ga.
3. .700 (7-10) vs. Davidson (2/13/96), at Columbia
- .700 (7-10) vs. Virginia Tech (2/27/89), at Blacksburg, Va.
5. .688 (11-16) at Georgia (2/2/19), at Athens, Ga.



**THE 1955-56 TEAM HOLDS THE RECORD FOR MOST SHOT ATTEMPTS IN A GAME (102)**

### MOST FREE THROWS MADE

1. 46 vs. Memphis (1/2/16), at Columbia
2. 44 vs. Wake Forest (2/24/71), at Columbia
3. 42 vs. Tennessee (12/17/59), at Knoxville, Tenn.
4. 41 vs. Furman (2/14/56), at Columbia
5. 39 vs. Arkansas (3/11/04), at Atlanta, Ga.
- 39 vs. Ole Miss (3/7/98), at Atlanta, Ga.
- 39 vs. Wake Forest (2/25/61), at Winston-Salem, N.C.

### MOST FREE THROWS ATTEMPTED

1. 63 vs. Memphis (1/2/16), at Columbia
2. 57 vs. Tennessee (12/17/59), at Knoxville, Tenn.
- 57 vs. Wake Forest (3/6/71), at Winston-Salem, N.C.
4. 53 vs. Georgia (1/18/97), at Columbia
5. 51 vs. Furman (2/14/56), at Columbia
- 51 vs. Wake Forest (2/25/61), at Winston-Salem, N.C.
- 51 vs. Clemson (1/27/83), at Columbia

### HIGHEST FREE THROW PERCENTAGE

1. 1.000 (9-9) at Oklahoma State (1/26/19), at Stillwater, Okla.
- 1.000 (11-11) vs. Vanderbilt (1/28/04), at Nashville
- 1.000 (12-12) vs. Winthrop (12/19/23), at Columbia
4. .950 (19-20) vs. Vanderbilt (1/29/97), at Nashville, Tenn.
5. .947 (18-19) vs. G. Washington (11/30/87), at Washington, D.C.
- .947 (18-19) vs. N.C. State (3/4/66), at Raleigh, N.C.
7. .944 (17-18), vs. Ball State (3/21/02), at Columbia

### MOST REBOUNDS

1. 83 vs. Erskine (12/3/59), at Columbia
2. 78 vs. Clemson (2/7/70), at Columbia
3. 71 vs. Georgia (12/28/55), at Jacksonville, Fla.
- 71 vs. The Citadel (2/4/56), at Charleston, S.C.
- 71 vs. Marshall (1/17/80), at Columbia

### REBOUNDING MARGIN

1. +41 vs. Elon (12/19/66), at Charlotte, N.C.
2. +40 vs. Erskine (2/21/67), at Due West, S.C.
- +40 vs. Erskine (12/8/69), at Columbia
4. +39 vs. Allen (12/14/21), at Columbia
5. +36 vs. The Citadel (2/4/56), at Charleston, S.C.
6. +32 vs. Erskine (12/1/60), at Columbia
- +32 vs. Furman (12/20/67), at Columbia

### MOST ASSISTS

1. 33 vs. Georgia Southern (2/28/76), at Columbia
2. 31 vs. Allen (12/14/21), at Columbia
3. 29 vs. West Virginia Tech (1/25/82), at Columbia
- 29 vs. Florida State (2/2/85), at Columbia
5. 28 vs. Georgia State (1/16/82), at Columbia
- 28 vs. Rhode Island (12/22/85), at Columbia
- 28 vs. Southern-Baton Rouge (12/28/91), at Columbia

### MOST STEALS

1. 20 vs. Navy (11/21/03), at Columbia
- 20 vs. Mercer (12/30/01), at Columbia
- 20 vs. Lenoir-Rhyne (12/2/61), at Hickory, N.C.
4. 19 vs. Western Carolina (11/21/04), Columbia
- 19 vs. Tennessee (1/21/98), at Columbia
- 19 vs. Louisville (2/24/88), at Columbia

### MOST BLOCKED SHOTS

1. 16 vs. Kentucky (2/25/09), at Columbia
2. 15 vs. SC State (1/4/11), at Columbia
- 15 vs. Alaska-Anchorage (11/24/05), at Anchorage, Alaska
4. 14 vs. South Carolina State (12/30/99), at Columbia
5. 13 vs. Tennessee (1/8/97), at Columbia
- 13 vs. George Washington (3/15/91), at Columbia
- 13 vs. Lafayette (1/3/73), at Columbia

### MOST TURNOVERS

1. 35 vs. Oklahoma (12/10/92), at Norman, Okla.
2. 34 vs. Biscayne (12/10/80), at Columbia
3. 32 vs. Virginia (1/11/67), at Charlottesville, Va.
4. 31 vs. Ohio State (12/21/89), at Columbus, Ohio
5. 30 vs. East Tennessee State (1/3/81), at Johnson City, Tenn.





## OPPONENT SINGLE-GAME TEAM RECORDS

### MOST POINTS SCORED

1. 126 by Kentucky (12/10/79), at Lexington, Ky.
2. 116 by Marshall (12/10/80), at Huntington, W.Va.
3. 115 by Clemson (2/8/81), at Clemson, S.C.
- 115 by North Carolina (2/1/58), at Columbia
5. 112 by Georgia (1/27/64), at Athens, Ga.

### HIGHEST VICTORY MARGIN

1. 59 (11-70) by Furman (2/22/30), at Greenville, S.C.
2. 54 (19-73) by Newberry (2/19/17), at Newberry, S.C.
3. 53 (11-64) by Wake Forest (1/20/15), at Columbia
4. 47 (5-52) by Washington & Lee (1/16/14), at Lexington, Va.
- 47 (37-84) by Syracuse (1/24/99), at Syracuse, N.Y.

### MOST FIELD GOALS MADE

1. 53 by Marshall (12/1/80), at Huntington, W.Va.
2. 49 by Kentucky (12/10/79), at Lexington, Ky.
3. 47 by Virginia Tech (1/12/85), at Blacksburg, Va.
- 47 by Wake Forest (2/25/61), at Winston-Salem, N.C.
5. 45 by Duke (1/31/61), at Columbia

### MOST FIELD GOALS ATTEMPTED

1. 110 by N.C. State (2/11/56), at Raleigh, N.C.
2. 105 by Centenary (12/29/60), at Shreveport, La.
3. 101 by Virginia Tech (12/22/60), at Blacksburg, Va.
4. 97 by North Carolina (2/1/58), at Columbia
- 97 by Georgia Tech (12/20/58), at Atlanta, Ga.

### HIGHEST FIELD GOAL PERCENTAGE

1. .729 (35-48) by UCLA (11/21/01), at Lahaina, Hawaii
2. .711 (27-38) by Davidson (1/24/85), at Columbia
3. .696 (32-46) by Missouri (2/28/13) in Columbia

### MOST 3-POINT FIELD GOALS MADE

1. 17 by Hofstra (11/22/15), at St. Thomas, USVI
- 17 by Charlotte (12/2/00), at Charlotte, N.C.
- 17 by Kentucky (1/7/95), at Columbia
- 17 by Florida (2/24/99), at Gainesville, Fla.
5. 16 by Vanderbilt (2/2/8/07), at Columbia
- 16 by Alabama (2/4/04), at Columbia
- 16 by Vanderbilt (1/8/94), at Nashville, Tenn.

### MOST 3-POINT GOALS ATTEMPTED

1. 40 by Louisiana State (2/10/96), at Columbia
2. 37, by Vanderbilt (2/14/23), at Columbia
- 37 by Kentucky (1/7/95), at Columbia
4. 36, by George Washington (12/1/19), at Columbia
5. 35 by Wofford (11/23/21), at Columbia
- 35, by Lipscomb (11/27/15), at Columbia
- 35 by Vanderbilt (1/26/05), at Columbia
- 35 by Florida (2/24/99), at Gainesville, Fla.

### HIGHEST 3-POINT PERCENTAGE

1. .778 (7-9) by Tulane (2/14/91), at New Orleans, La.
2. .750 (6-8) by Memphis State (2/24/90), at Memphis, Tenn.
3. .750 (3-4) by East Carolina (12/1/86), at Columbia
- .750 (3-4) by Florida (1/8/92), at Gainesville, Fla.
5. .714 (5-7) by Cincinnati (1/26/87), at Columbia

### MOST FREE THROWS MADE

1. 36 by North Carolina (2/20/71), at Columbia
2. 34 by Ole Miss (2/13/2021), at Columbia
- 34 by Manhattan (12/17/14), at Columbia
4. 33 by Clemson (1/18/56), at Columbia
- 33 by Iowa (1/22/72), at Iowa City, Iowa
6. 32 by LSU (1/19/19), at Baton Rouge, La.
- 32 by Georgia (12/13/58), at Columbia

### MOST FREE THROWS ATTEMPTED

1. 50 by Georgia (1/22/14), at Athens, Ga.
2. 48 by Wake Forest (2/4/66), at Winston-Salem, N.C.
3. 47 by Alabama (2/29/20), at Tuscaloosa, Ala.

### HIGHEST FREE THROW PERCENTAGE (Min. 10 makes)

1. 1.000 (22-22) by Fordham (3/20/71), at Raleigh, N.C.
2. 1.000 (17-17) by Florida (1/15/97), at Gainesville, Fla.
3. 1.000 (16-16) by Virginia (1/8/65), at Columbia
4. 1.000 (14-14) by LSU (2/27/08), at Columbia
- 1.000 (14-14) by Duke (12/13/61), at Columbia
6. 1.000 (11-11) by Tennessee (2/20/99), at Columbia

### MOST REBOUNDS

1. 92 by N.C. State (2/11/56), at Raleigh, N.C.
2. 70 by Clemson (2/21/61), at Clemson, S.C.
3. 67 by Centenary (12/29/60), at Shreveport, La.
4. 64 by Southwest Louisiana (3/17/73), at Houston, Texas
5. 62 by Alabama (2/7/17), at Columbia

### REBOUNDING MARGIN

1. +49 by N.C. State (2/11/56), at Raleigh, N.C.
2. +43 by DePaul (12/16/61), at Chicago, Ill.
3. +31 by Virginia Tech (12/22/60), at Blacksburg, Va.
4. +30 by Duke (3/3/61), at Raleigh, N.C.
5. +27 by Tennessee (1/7/23), at Columbia
- +27 by Maryland (1/3/56), at College Park, Md.
- +27 by Clemson (2/21/61), at Clemson, S.C.

### MOST ASSISTS

1. 38 by Marshall (21/1/80), at Huntington, W.Va.
2. 31 by Purdue (12/8/84), at West Lafayette, Ind.
- 31 by Memphis State (3/6/86), at Louisville, Ky.
4. 29 by Tennessee (1/7/23), at Columbia
- 29 by Kentucky (12/10/79), at Lexington, Ky.
6. 27 by Tennessee (3/14/08)
- 27 by North Carolina (12/2/94), at Charlotte, N.C.
- 27 by Memphis State (2/18/85), at Memphis, Tenn.
- 27 by Memphis State (2/24/90), at Memphis, Tenn.
- 27 by Kentucky (1/23/93), at Columbia

### MOST STEALS

1. 22 by Oklahoma (12/10/92), at Norman, Okla.
2. 19 by Virginia Tech (1/12/85), at Blacksburg, Va.
- 19 by Southern Mississippi (1/25/86), at Hattiesburg, Miss.
4. 17 by Western Kentucky (11/14/21), at Asheville, N.C.
- 17 by Florida (3/4/14), at Columbia
- 17 by Indiana (11/8/98), at Indianapolis, Ind.
- 17 by Tulane (2/14/91), at New Orleans, La.
- 17 by North Carolina (11/30/90), at Charlotte, N.C.
- 17 by Boston University (2/21/81), at Boston, Mass.
- 17 by DePaul (1/13/82), at Chicago, Ill.

### MOST BLOCKED SHOTS

1. 14 by Maryland (11/14/97), at Minneapolis, Minn.
2. 13 by LSU (1/28/15), at Baton Rouge, La.
- 13 by Syracuse (1/24/99), at Syracuse, N.Y.
4. 12 by Florida (2/3/2021), at Gainesville, Fla.
- 12 by Mississippi State (1/26/16), at Columbia
- 12 by Clemson (11/17/14) at Clemson, S.C.

### MOST TURNOVERS

1. 34 by NC Central (12/16/08), at Columbia
2. 30 by Navy (11/21/04), at Columbia
3. 29 by Cleveland State (11/15/19), at Columbia
- 29 by East Tennessee State (11/24/02), at Columbia
- 29 by Mercer (12/30/01), at Columbia
- 29 by Clemson (1/2/71), at Columbia
7. 28 by North Carolina (11/30/90), at Charlotte, N.C.
- 28 by DePaul (12/12/73), at Columbia
- 28 by Tennessee (1/21/98), at Columbia



## YEARLY STATISTICAL LEADERS

### SCORING LEADERS

Season	Player	Games	FGM-FGA	FTM-FTA	Pts.	Avg.
1908-09	J.C. Vassy	2	4-	10-19	18	9.0
1909-10	J.H. White	1	0-	6-	6	6.0
1910-11	J.E. Poole	2			21	11.5
1911-12	M.L. Hanahan	3	9-	0-	18	6.0
1912-13	James Rhea	3	12-	21-	45	15.0
1913-14	F. Brooker	9	29-	20-	78	8.7
1914-15	R.L. Bowen	8	22-	29-	73	9.1
1915-16	R.L. Bowen	10	44-	41-	129	12.9
1916-17	R.L. Bowen	14	56-	42-	154	11.0
1917-18	Clark Waring	13	50-	58-93	158	12.2
1918-19	Clark Waring	9	45-	44-81	134	14.9
1919-20	Rube Skinner	16	80-	0-0	160	10.0
1920-21	Thornton Sparkman	13			80	6.2
1921-22	Thornton Sparkman	19	82-	88-	252	13.3
1922-23	Thornton Sparkman	1	6-	1-	13	13.0
1923-24	Jack Wright	17	63-	49-	175	10.3
1924-25	Jack Wright	14			125	14.0
1925-26	Buster Holcombe	14			118	8.4
1926-27	Buster Holcombe	4	16-	8-	40	10.0
1927-28	Buster Holcombe	20	87-	43-	217	10.9
1928-29	Lou White	21	99-	58-	256	12.2
1929-30	Dave Rembert	16	48-	19-	115	7.2
1930-31	John DuPre	18	34-	18-	86	4.8
1931-32	Grayson Wolf	15	45-	25-	115	7.7
1932-33	Freddie Tompkins	13	80-	25-	185	14.2
1933-34	Freddie Tompkins	19	111-	46-	268	14.1
1934-35	Dana Henderson	24	122-	95-	339	14.1
1935-36	Bernard James	19	44-	65-	153	8.1
1936-37	Tom Hutto	20	69-	31-	169	8.5
1937-38	Tom Hutto	24	88-	47-	223	9.3
1938-39	Tom Hutto	15	46-	31-	123	8.2
1939-40	Preston Westmoreland	18	75-	44-	194	10.8
1940-41	Preston Westmoreland	24	153-	65-104	371	15.5
1941-42	Preston Westmoreland	21	114-	54-97	282	13.4
1942-43	Henry Martin	19	83-	26-68	192	10.1
1943-44	T.S. Ary	15	92-	32-44	216	14.4
1944-45	Charley Sokol	23	126-	34-	286	13.0
1945-46	Steve Trewhealla	20	61-	28-66	150	7.5
1946-47	Al Adams	24	105-	73-149	283	11.8
1947-48	Henry Martin	23	107-	34-66	248	10.8
1948-49	Jim Slaughter	22	154-	73-113	381	17.3
1949-50	Jim Slaughter	21	167-	87-142	421	20.0
1950-51	Jim Slaughter	25	222-458	125-208	569	22.8
1951-52	Dwane Morrison	24	179-464	116-149	471	19.8
1952-53	Joe Smith	24	132-360	113-172	377	15.7
1953-54	Joe Smith	26	147-365	137-234	431	16.6
1954-55	Lee Collins	27	155-391	125-174	435	16.1
1955-56	Grady Wallace	23	217-484	116-153	550	23.9
1956-57	Grady Wallace	29	336-803	234-303	906	31.3
1957-58	Ray Pericola	24	131-318	101-146	363	15.1
1958-59	Ray Pericola	24	100-269	107-156	307	12.8
1959-60	Art Whisnant	26	143-395	155-273	441	17.0
1960-61	Art Whisnant	26	149-382	199-296	497	19.1
1961-62	Art Whisnant	27	177-380	213-311	567	21.0
1962-63	Scotti Ward	24	152-387	118-136	422	17.6
1963-64	Ronnie Collins	24	211-422	147-189	569	23.7
1964-65	Jim Fox	23	157-326	95-160	409	17.8
1965-66	Skip Harlicka	24	134-322	76-108	344	14.3
1966-67	Skip Harlicka	23	150-308	85-116	385	16.7
1967-68	Skip Harlicka	22	198-392	84-122	480	21.8
1968-69	John Roche	28	239-507	184-226	662	23.6
1969-70	John Roche	28	222-469	179-216	623	22.3
1970-71	John Roche	29	205-493	215-262	625	21.6
1971-72	Tom Riker	28	208-375	134-187	550	19.6
1972-73	Kevin Joyce	29	220-508	152-182	592	20.4
1973-74	Brian Winters	27	229-446	82-100	540	20.0
1974-75	Tom Boswell	27	173-324	100-128	446	16.5
1975-76	Alex English	27	258-468	94-134	610	22.6
1976-77	Nate Davis	26	178-384	51-69	407	15.7
1977-78	Mike Doyle	28	147-289	90-133	384	13.7
1978-79	Cedrick Hordges	27	211-408	106-167	528	19.6
1979-80	Cedrick Hordges	27	223-393	91-158	537	19.9
1980-81	Zam Fredrick	27	300-591	181-223	781	28.9
1981-82	Jimmy Foster	20	126-213	56-116	308	15.4
1982-83	Jimmy Foster	31	203-332	129-242	535	17.3
1983-84	Jimmy Foster	28	200-336	118-239	518	18.5
1984-85	Linwood Moyer	28	172-354	85-115	429	15.3
1985-86	Linwood Moyer	28	163-327	93-128	419	15.0
1986-87	Terry Dozier	29	188-388	105-129	492	17.0
1987-88	John Hudson	29	147-282	98-140	392	13.5
1988-89	John Hudson	30	150-295	145-204	445	14.8
1989-90	Jo Jo English	27	155-317	67-107	412	15.3
1990-91	Jo Jo English	33	174-377	92-125	496	15.0
1991-92	Jo Jo English	27	159-370	62-100	426	15.8
1992-93	Jamie Watson	27	159-345	70-109	397	14.7
1993-94	Jamie Watson	27	185-403	91-135	490	18.1

1994-95	Carey Rich	27	124-325	56-76	362	13.4
1995-96	Larry Davis	31	183-407	113-146	557	18.0
1996-97	BJ McKie	32	164-355	166-219	556	17.4
1997-98	BJ McKie	31	160-365	205-262	584	18.8
1998-99	BJ McKie	29	145-353	160-207	501	17.3
1999-00	Herbert Lee Davis	32	113-275	41-73	302	9.4
2000-01	Jamel Bradley	30	111-290	47-62	345	11.5
2001-02	Jamel Bradley	37	163-384	41-60	484	13.1
2002-03	Carlos Powell	28	135-305	53-76	353	12.6
2003-04	Carlos Powell	34	165-369	20-73	416	12.2
2004-05	Carlos Powell	33	212-400	110-161	540	16.4
2005-06	Tarence Kinsey	38	209-461	113-134	602	15.8
2006-07	Tre' Kelley	29	198-454	96-120	547	18.9
2007-08	Devan Downey	32	218-515	99-135	588	18.4
2008-09	Devan Downey	31	231-527	100-134	614	19.8
2009-10	Devan Downey	31	237-592	156-187	699	22.5
2010-11	Bruce Ellington	30	138-423	47-74	384	12.8
2011-12	Malik Cooke	31	127-310	97-121	380	12.3
2012-13	Brenton Williams	31	105-238	80-95	340	11.0
2013-14	Brenton Williams	34	146-345	120-129	505	14.9
2014-15	Duane Notice	33	127-337	72-91	387	11.7
2015-16	Michael Carrera	34	145-323	122-162	463	14.5
2016-17	Sindarius Thornwell	31	195-439	215-259	663	21.4
2017-18	Chris Silva	33	127-272	213-283	472	14.3
2018-19	Chris Silva	32	150-295	163-219	486	15.2
2019-20	AJ Lawson	31	135-326	89-123	416	13.4
2020-21	AJ Lawson	21	117-297	56-80	349	16.6
2021-22	Erik Stevenson	31	120-325	61-62	361	11.6
2022-23	Gregory "GG" Jackson II	32	177-461	84-124	493	15.4
2023-24	Meechie Johnson	33	156-391	60-187	465	14.1
2024-25	Collin Murray-Boyles	32	198-338	133-188	538	16.8

### REBOUNTING LEADERS

(No rebounding records kept prior to 1951)

Season	Players	Games	Rebs.	Avg.
1950-51	Jim Slaughter	25	413	16.5
1951-52	Dwane Morrison	24	250	10.4
1952-53	Joe Smith	24	310	12.9
1953-54	Joe Smith	26	306	11.5
1954-55	Lee Collins	27	434	16.1
1955-56	Lee Collins	23	404	17.6
1956-57	Grady Wallace	29	419	14.4
1957-58	Mike Callahan	24	182	7.6
1958-59	Mike Callahan	24	253	10.5
1959-60	Mike Callahan	26	309	11.8
1960-61	Art Whisnant	26	240	9.2
1961-62	Art Whisnant	27	222	7.2
1962-63	Ronnie Collins	23	192	8.4
1963-64	Bill Yarbrough	24	238	9.9
1964-65	Jim Fox	23	313	13.6
1965-66	Frank Standard	24	255	10.6
1966-67	Gary Gregor	23	305	13.3
1967-68	Gary Gregor	22	269	12.2
1968-69	Tom Owens	28	363	13.0
1969-70	Tom Owens	28	393	14.0
1970-71	Tom Owens	28	360	12.9
1971-72	Danny Traylor	29	310	10.7
1972-73	Alex English	29	306	10.6
	Danny Traylor	29	306	10.6
1973-74	Bob Mathias	27	263	9.7
1974-75	Alex English	28	244	8.7
1975-76	Alex English	27	277	10.3
1976-77	Jim Graziano	26	201	7.7
1977-78	Jim Graziano	28	213	7.6
1978-79	Cedrick Hordges	27	273	10.1
1979-80	Jim Strickland	27	228	8.4
1980-81	Jimmy Foster	27	296	11.0
1981-82	Jimmy Foster	20	166	8.3
1982-83	Jimmy Foster	31	275	8.9
1983-84	Jimmy Foster	28	263	9.4
1984-85	Linwood Moyer	28	237	8.5
1985-86	Darryl Martin	28	252	9.0
1986-87	Darryl Martin	29	269	9.3
1987-88	Darryl Martin	29	237	8.2
1988-89	John Hudson	30	230	7.7
1989-90	Joe Rhett	22	173	7.9
1990-91	Joe Rhett	33	229	6.9
1991-92	Jeff Roulston	28	159	5.7
1992-93	Emmett Hall	27	209	7.7
1993-94	Emmett Hall	28	247	8.8
1994-95	Malik Russell	26	180	6.9
1995-96	Malik Russell	31	183	5.9
1996-97	William Gallman	28	180	6.2
1997-98	Ryan Stack	31	186	6.0
1998-99	Bud Johnson	28	186	6.4
1999-00	Tony Kitchings	32	161	5.0
2000-01	Tony Kitchings	30	197	6.6
2001-02	Tony Kitchings	34	212	6.2





2002-03	Rolando Howell	28	176	6.3	1970-71	Rick Aydlett	28	81-154	.526
2003-04	Carlos Powell	34	212	6.2	1971-72	Danny Traylor	29	174-292	.596
2004-05	Carlos Powell	33	216	6.5	1972-73	Danny Traylor	29	166-318	.522
2005-06	Renaldo Balkman	38	239	6.3	1973-74	Alex English	27	209-395	.529
2006-07	Brandon Wallace	30	282	9.4	1974-75	Alex English	28	199-359	.554
2007-08	Dominique Archie	32	182	5.7	1975-76	Alex English	27	258-468	.551
	Mike Holmes	30	170	5.7	1976-77	Golie Augustus	23	57-106	.538
2008-09	Mike Holmes	31	240	7.7	1977-78	Golie Augustus	28	110-186	.591
2009-10	Sam Muldrow	31	193	6.2	1978-79	Cedrick Hordges	27	211-408	.517
2010-11	Sam Muldrow	30	218	7.3	1979-80	Cedrick Hordges	27	223-393	.567
2011-12	Damontre Harris	31	171	5.5	1980-81	Kevin Darmody	26	109-184	.592
2012-13	Michael Carrera	27	195	7.2	1981-82	Jimmy Foster	20	126-213	.592
2013-14	Michael Carrera	33	186	5.6	1982-83	Jimmy Foster	31	203-332	.611
2014-15	Michael Carrera	30	172	5.7	1983-84	Jimmy Foster	28	200-336	.595
2015-16	Michael Carrera	34	247	7.7	1984-85	Linwood Moye	28	172-354	.486
2016-17	Chris Silva	37	225	7.1	1985-86	Keith James	28	125-242	.517
2017-18	Chris Silva	33	264	8.0	1986-87	Darryl Martin	29	151-271	.557
2018-19	Chris Silva	32	244	7.6	1987-88	Tony Shaw	29	104-189	.550
2019-20	Maik Kotsar	31	195	6.3	1988-89	Joe Rhett	30	89-158	.563
2020-21	Justin Minaya	20	126	6.3	1989-90	Eric Sykes	25	96-180	.533
2021-22	Erik Stevenson	31	146	4.7	1990-91	Joe Rhett	33	171-318	.538
2022-23	Josh Gray	32	201	6.3	1991-92	Jeff Roulston	28	94-161	.584
2023-24	Collin Murray-Boyles	34	159	5.7	1992-93	Edmond Wilson	27	93-153	.608
2024-25	Collin Murray-Boyles	32	264	8.3	1993-94	Emmett Hall	28	162-326	.497
					1994-95	Peter Van Elswyk	27	55-95	.579
					1995-96	Malik Russell	31	99-177	.559
					1996-97	Nate Wilbourne	30	65-117	.556
					1997-98	LeRon Williams	25	95-166	.572
					1998-99	William Gallman	29	87-169	.515
					1999-00	Tony Kitchings	32	103-206	.500
					2000-01	Rolando Howell	22	57-108	.528
					2001-02	Marius Petravicius	34	74-146	.507
					2002-03	Tony Kitchings	20	75-157	.478
					2003-04	Renaldo Balkman	33	91-163	.558
					2004-05	Carlos Powell	33	212-400	.530
					2005-06	Renaldo Balkman	38	152-250	.608
					2006-07	Dominique Archie	30	104-191	.545
					2007-08	Mike Holmes	30	108-216	.500
					2008-09	Sam Muldrow	18	39-69	.565
					2009-10	Mike Holmes	6	29-48	.604
					2010-11	Johndre Jefferson	23	18-28	.643
					2011-12	Damontre Harris	31	83-151	.550
					2012-13	Lakeem Jackson	32	109-196	.556
					2013-14	Mindaguas Kacinas	34	70-126	.556
					2014-15	Mindaugas Kacinas	33	74-132	.561
					2015-16	Laimonas Chatkevicius	34	140-260	.538
					2016-17	Chris Silva	37	122-233	.524
					2017-18	Chris Silva	33	127-272	.467
					2018-19	Chris Silva	32	150-295	.508
					2019-20	Wildens Leveque	30	28-46	.609
					2020-21	Nathan Nelson	15	9-14	.643
					2021-22	Wildens Leveque	31	77-130	.592
					2022-23	Josh Gray	32	57-111	.514
					2023-24	Collin Murray-Boyles	34	117-196	.597
					2024-25	Collin Myrray-Boyles	32	198-338	.586

## FIELD GOAL PERCENTAGE LEADERS

Season	Players	Games	FGM-FGA	Pct.
1908-09	J.C. Vassy	2	4-	.333
1909-10	No Field Goals Made			
1910-11				
1911-12	M.L. Hanahan	3	10-	
1912-13	James Rhea	3	12-	
	M.L. Hanahan	3	12-	
1913-14	F. Brooker	9	29-	
1914-15	Andrew Talley	8	25-	
1915-16	R.L. Bowen	10	44-	
1916-17	R.L. Bowen	14	56-	
1917-18	R.L. Bowen	13	61-	
1918-19	Clark Waring	9	45-	
1919-20	Rube Skinner	16	80-	
1920-21				
1921-22	Thornton Sparkman	19	82-	
1922-23	Jack Wright	10	39-	
1923-24	Jack Wright	17	63-	
1924-25	Records Incomplete			
1925-26	Records Incomplete			
1926-27	Heine Fair	18	62-	
1927-28	Buster Holcombe	20	87	
1928-29	Lou White	21	99-	
1929-30	Dave Rembert	16	48-	
1930-31	John DuPre	18	34-	
1931-32	Grayson Wolf	15	45-	
1932-33	Freddie Tompkins	19	99-	
1933-34	Freddie Tompkins	19	111-	
1934-35	Dana Henderson	24	122-	
1935-36	Bernard James	19	44-	
1936-37	Tom Hutto	20	69-	
1937-38	Tom Hutto	24	88-	
1938-39	Junie Hymson	22	50-	
1939-40	Preston Westmoreland	18	75-	
1940-41	Preston Westmoreland	24	153-	
1941-42	Preston Westmoreland	21	114-	
1942-43	Henry Martin	19	83-	
1943-44	T.S. Ary	15	92-	
1944-45	Charley Sokol	23	126-	
1945-46	Steve Trewhella	20	61-	
1946-47	Henry Martin	25	120-	
1947-48	Henry Martin	23	107-	
1948-49	Jim Slaughter	22	154-	
1949-50	Jim Slaughter	21	167-	
1950-51	Jim Slaughter	25	147-389	.483
1951-52	Johnny Peterson	23	130-308	.422
1952-53	Art Smejkal	19	69-165	.418
1953-54	Joe Smith	26	147-365	.402
1954-55	Benny Fannin	25	100-237	.421
1955-56	Grady Wallace	23	217-484	.448
1956-57	Fred Lentz	29	96-214	.449
1957-58	Mike Callahan	24	91-208	.437
1958-59	Mike Callahan	24	100-261	.383
1959-60	Bobby Robinson	26	67-145	.462
1960-61	Bud Cronin	26	89-181	.492
1961-62	Bud Cronin	27	136-259	.525
1962-63	Jimmy Collins	24	85-187	.455
1963-64	Ronnie Collins	24	211-422	.500
1964-65	Jim Fox	23	157-326	.482
1965-66	Al Salvadori	24	145-321	.452
1966-67	Skip Harlicka	23	150-308	.487
1967-68	Gary Gregor	22	169-316	.535
1968-69	Tom Owens	28	177-337	.525
1969-70	Tom Riker	28	143-277	.516

## FREE THROW PERCENTAGE LEADERS

Season	Player	Games	FTM-FTA	Pct.
1908-09	J.C. Vassy	2	10-19	.526
1909-10	J.H. White	1	6-	
1910-11	Records Incomplete			
1911-12	J.E. Poole	3	1-	
1912-13	James Rhea	12	21-	
1913-14	F. Brooker	9	20-	
1914-15	R.L. Bowen	8	29-	
1915-16	R.L. Bowen	10	41-	
1916-17	R.L. Bowen	14	42-	
1917-18	Clark Waring	13	58-93	.624
1918-19	Clark Waring	9	44-81	.543
1919-20	Z.L. Foy	16	60-107	.561
1920-21	Records Incomplete			
1921-22	Thornton Sparkman	19	88-	
1922-23	John Gasque	10	50-	
1923-24	Jack Wright	17	49-	
1924-25	Records Incomplete			
1925-26	Records Incomplete			
1926-27	Heine Fair	18	18-	
1927-28	Buster Holcombe	20	43-	
1928-29	Lou White	21	58-	
1929-30	C.E. Bedenbaugh	16	21-	
1930-31	John DuPre	18	18-	
1931-32	Grayson Wolf	15	25-	
1932-33	Dana Henderson	19	49-	
1933-34	Freddie Tompkins	19	46-	
1934-35	Dana Henderson	24	95-	
1935-36	Bernard James	19	65-	
1936-37	Bernard James	20	37-	
1937-38	Tom Hutto	24	47-	
1938-39	Junie Hymson	22	36-	
1939-40	Preston Westmoreland	18	44-	



1940-41	Preston Westmoreland	24	65-104	.625	1990-91	Jo Jo English	33	56-134	.418
1941-42	Stan Stasica	21	49-70	.629	1991-92	Jo Jo English	28	46-135	.341
1942-43	Fred Snoddy	14	14-23	.609	1992-93	Shannon Hoskins	21	14-37	.378
1943-44	T.S. Ary	15	32-44	.727	1993-94	Durrant Williams	25	25-63	.397
1944-45	Jim Robinson	23	39-		1994-95	Ryan Stack	27	17-43	.395
1945-46	Phil Mallis	20	12-15	.800	1995-96	Larry Davis	31	78-220	.355
1946-47	Werner Talus	20	15-23	.652	1996-97	BJ McKie	32	62-154	.403
1947-48	Steve Trewella	23	49-76	.645	1997-98	BJ McKie	31	59-142	.415
1948-49	Henry Martin	22	74-105	.705	1998-99	Herbert Lee Davis	29	33-84	.393
1949-50	Jim Slaughter	21	87-142	.613	1999-00	Jamel Bradley	31	59-142	.415
1950-51	Dwane Morrison	25	64-83	.771	2000-01	Jamel Bradley	30	76-214	.355
1951-52	Mickey Best	22	54-66	.818	2001-02	Jamel Bradley	37	117-294	.398
1952-53	Joe Smith	24	113-172	.677	2002-03	Chris Warren	22	28-69	.406
1953-54	Lee Collins	26	112-146	.767	2003-04	Mike Boynton, Jr.	34	79-194	.407
1954-55	Benny Fannin	25	67-80	.837	2004-05	Tarence Kinsey	33	36-93	.387
1955-56	Grady Wallace	23	116-153	.758	2005-06	Tarence Kinsey	38	71-189	.376
1956-57	Grady Wallace	29	234-303	.772	2006-07	Bryce Sheldon	30	65-147	.442
1957-58	Dickie Prater	23	63-91	.692	2007-08	Brandis Raley-Ross	30	37-72	.514
1958-59	Mike Callahan	24	98-128	.766	2008-09	Evaldas Banulis	31	48-100	.480
1959-60	Ronnie Johnson	26	41-53	.773	2009-10	Brandis-Raley-Ross	31	62-171	.363
1960-61	Bud Cronin	26	66-81	.815	2010-11	Stephen Spinella	15	7-18	.389
1961-62	Ronnie Collins	27	84-95	.884	2011-12	Eric Smith	31	20-50	.400
1962-63	Scotti Ward	24	118-136	.868	2012-13	Brenton Williams	31	50-126	.397
1963-64	Ronnie Collins	24	147-189	.757	2013-14	Brenton Williams	34	93-218	.427
1964-65	Earl Lovelace	23	82-114	.719	2014-15	Duane Notice	33	61-168	.363
1965-66	Jack Thompson	24	54-69	.783	2015-16	Michael Carrera	32	51-126	.405
1966-67	Skip Harlicka	23	85-116	.733	2016-17	Rakym Felder	36	34-81	.420
1967-68	Frank Standard	22	95-124	.766	2017-18	Frank Booker	33	85-208	.409
1968-69	John Roche	28	184-226	.814	2018-19	Chris Silva	32	23-46	.500
1969-70	John Roche	28	179-216	.829	2019-20	Jair Bolden	30	47-114	.412
1970-71	Rick Adylett	28	57-65	.877	2020-21	Nathan Nelson	15	6-8	.750
1971-72	Brian Winters	29	60-71	.845	2021-22	Chico Carter Jr.	24	11-29	.379
1972-73	Kevin Joyce	29	152-182	.835	2022-23	Chico Carter Jr.	25	49-103	.476
1973-74	Mike Dunleavy	27	97-116	.836	2023-24	Ta'Lon Cooper	34	56-122	.459
1974-75	Tom Boswell	27	100-128	.781	2024-25	Morris Ugusuk	32	46-113	.407
1975-76	Mike Dunleavy	27	109-139	.784					
1976-77	Mike Doyle	25	58-73	.793					
1977-78	Kenny Reynolds	28	76-100	.760					
1978-79	Kenny Reynolds	25	54-67	.806					
1979-80	Mike Doyle	27	93-110	.845					
1980-81	Zam Fredrick	27	181-223	.812					
1981-82	Jimmy Hawthorne	29	47-56	.839					
1982-83	Mike Brittain	29	45-51	.882					
1983-84	Mike Brittain	27	45-63	.714					
1984-85	Duane Kendall	24	59-75	.787					
1985-86	Michael Foster	28	81-98	.827					
1986-87	Michael Foster	26	95-112	.848					
1987-88	Brent Price	29	66-77	.857					
1988-89	Brent Price	30	76-90	.844					
1989-90	Eric Sykes	25	67-86	.779					
1990-91	Jo Jo English	33	92-125	.736					
1991-92	Jeff Roulston	28	50-74	.676					
1992-93	Emmett Hall	27	87-119	.731					
1993-94	Emmett Hall	28	112-148	.757					
1994-95	Carey Rich	27	56-76	.737					
1995-96	Larry Davis	31	141-185	.774					
1996-97	Larry Davis	32	119-148	.804					
1997-98	BJ McKie	31	205-262	.782					
1998-99	BJ McKie	29	160-207	.773					
1999-00	Jamel Bradley	31	26-30	.867					
2000-01	Jamel Bradley	30	47-62	.758					
2001-02	Chuck Eidson	37	74-97	.763					
2002-03	Chuck Eidson	28	81-99	.818					
2003-04	Rolando Howell	16	44-57	.772					
2004-05	Rocky Trice	33	34-62	.810					
2005-06	Tarence Kinsey	38	113-134	.843					
2006-07	Bryce Sheldon	30	38-43	.884					
2007-08	Devan Downey	32	99-135	.733					
2008-09	Devan Downey	31	100-134	.746					
2009-10	Devan Downey	31	156-187	.834					
2010-11	RJ Slawson	28	9-11	.818					
2011-12	Brenton Williams	23	23-28	.821					
2012-13	Brenton Williams	31	80-95	.842					
2013-14	Brenton Williams	34	120-129	.930					
2014-15	Tyrone Johnson	33	93-112	.830					
2015-16	Sindarius Thornwell	34	123-161	.764					
2016-17	Sindarius Thornwell	31	215-259	.830					
2017-18	Frank Booker	33	81-106	.764					
2018-19	Felipe Haase	32	46-56	.821					
2019-20	AJ Lawson	31	89-123	.724					
2020-21	Trae Hannibal	20	34-40	.850					
2021-22	Erik Stevenson	31	61-62	.984					
2022-23	Meechie Johnson	30	84-124	.763					
2023-24	B.J. Mack	34	109-136	.801					
2024-25	Arden Conyers	23	26-32	.813					

### 3-POINT FIELD GOAL PERCENTAGE LEADERS

Season	Player	Games	FGM-FGA	Pct.
1986-87	Terry Dozier	29	11-26	.423
1987-88	Brent Price	29	49-112	.438
1988-89	Brent Price	30	68-139	.489
1989-90	Jo Jo English	27	35-90	.389

### ASSISTS LEADERS

Season	Player	Games	Assists
1950-51	Don Cox	25	135
1951-52	Don Cox	24	113
1952-68	Assist Records Incomplete		
1968-69	John Roche	28	64
1969-70	Assist Records Incomplete		
1970-71	John Roche	29	123
1971-72	Kevin Joyce	29	123
1972-73	Kevin Joyce	29	152
1973-74	Mike Dunleavy	27	95
1974-75	Jack Gilloon	28	122
1975-76	Jack Gilloon	24	156
1976-77	Jack Gilloon	26	117
1977-78	Jack Gilloon	27	138
1978-79	Kenny Reynolds	25	89
1979-80	Kenny Reynolds	26	106
1980-81	Kevin Dunleavy	27	100
1981-82	Gerald Peacock	29	138
1982-83	Gerald Peacock	26	182
1983-84	Michael Foster	28	103
1984-85	Michael Foster	28	145
1985-86	Michael Foster	28	98
1986-87	Terry Gould	29	112
1987-88	Terry Gould	29	112
1988-89	Brent Price	30	128
1989-90	Jo Jo English	27	78
	Bojan Popovic	27	78
1990-91	Barry Manning	31	116
1991-92	Barry Manning	27	112
1992-93	Carey Rich	27	127
1993-94	Carey Rich	25	129
1994-95	Melvin Watson	27	107
1995-96	Melvin Watson	31	138
1996-97	Melvin Watson	31	157
1997-98	Melvin Watson	30	141
1998-99	BJ McKie	29	115
1999-00	Chuck Eidson	32	128
2000-01	Aaron Lucas	29	114
2001-02	Aaron Lucas	37	145
2002-03	Chuck Eidson	28	125
2003-04	Mike Boynton, Jr.	34	115
2004-05	Tre' Kelley	33	118
2005-06	Tre' Kelley	38	174
2006-07	Tre' Kelley	30	149
2007-08	Devan Downey	32	172
2008-09	Devan Downey	31	140
2009-10	Devan Downey	31	108
2010-11	Bruce Ellington	30	97
2011-12	Bruce Ellington	24	74
2012-13	Eric Smith	32	98
2013-14	Sindarius Thornwell	34	101
2014-15	Tyrone Johnson	33	114
2015-16	Sindarius Thornwell	34	130
2016-17	PJ Dozier	36	101
2017-18	Hassani Gravett	33	107





2018-19	Tre Campbell	32	86
2019-20	Jermaine Cousinard	30	95
2020-21	Jermaine Cousinard	17	54
2021-22	Erik Stevenson	31	86
2022-23	Meechie Johnson	30	109
2023-24	Ta'Lon Cooper	34	144
2024-25	Jamarii Thomas	28	83

## MINUTES PLAYED LEADERS

Season	Player	Minutes
1908-68	Minute records incomplete	
1968-69	John Roche	1094
1969-70	Minute records incomplete	
1970-71	John Roche	1121
1971-72	Kevin Joyce	1071
1972-73	Kevin Joyce	1109
1973-74	Brian Winters	1016
1974-75	Alex English	1024
1975-76	Alex English	1045
1976-77	Nate Davis	864
1977-78	Jack Gilloon	1007
1978-79	Cedrick Hordges	1050
1979-80	Cedrick Hordges	1007
1980-81	Zam Fredrick	981
1981-82	Gerald Peacock	892
1982-83	Jimmy Foster	996
1983-84	Jimmy Foster	933
1984-85	Michael Foster	868
1985-86	Keith James	892
1986-87	Terry Dozier	1090
1987-88	Terry Dozier	905
1988-89	Barry Manning	991
1989-90	Jo Jo English	951
1990-91	Barry Manning	1132
1991-92	Barry Manning	992
1992-93	Jamie Watson	910
1993-94	Jamie Watson	924
1994-95	Carey Rich	991
1995-96	Larry Davis	1033
1996-97	Larry Davis	1033
1997-98	BJ McKie	1027
1998-99	BJ McKie	965
1999-00	Chuck Eidson	964
2000-01	Jamel Bradley	891
2001-02	Jamel Bradley	1211
2002-03	Chuck Eidson	982
2003-04	Mike Boynton, Jr.	1130
2004-05	Carlos Powell	1113
2005-06	Tre' Kelley	1330
2006-07	Brandon Wallace	1096
2007-08	Devan Downey	1197
2008-09	Devan Downey	1019
2009-10	Devan Downey	1055
2010-11	Bruce Ellington	928
2011-12	Malik Cooke	960
2012-13	Lakeem Jackson	918
2013-14	Brenton Williams	1029
2014-15	Sindarius Thornwell	1011
2015-16	Sindarius Thornwell	1125
2016-17	Duane Notice	1222
2017-18	Frank Booker	892
2018-19	Hassani Gravett	947
2019-20	Maik Kotsar	943
2020-21	AJ Lawson	659
2021-22	James Reese V	873
2022-23	Gregory "GG" Jackson II	1021
2023-24	Ta'Lon Cooper	1,145
2024-25	Collin Murray-Boyles	980

## BLOCKED SHOTS LEADERS

Season	Players	Games	Blocked Shots
1971-72	Danny Traylor	29	122
1972-73	Danny Traylor	29	113
1973-74	Alex English	27	61
1974-75	Alex English	28	69
1975-76	Alex English	27	46
1976-77	Jim Graziano	26	24
1977-78	Jim Graziano	28	32
1978-79	Jim Strickland	18	38
1979-80	Jim Strickland	27	48
1980-81	Kevin Darmody	26	10
1981-82	Mike Brittain	29	25
1982-83	Mike Brittain	29	26
1983-84	Mike Brittain	27	61
1984-85	Mike Brittain	24	48
1985-86	Darryl Martin	28	17
1986-87	Perry Dozier	26	11
1987-88	John Hudson	29	29
1988-89	Jeff Roulston	30	22
1989-90	Jeff Roulston	27	68

1990-91	Jeff Roulston	32	77
1991-92	Jeff Roulston	28	59
1992-93	Edmond Wilson	27	35
1993-94	Emmett Hall	28	32
1994-95	Ryan Stack	27	29
1995-96	Bud Johnson	31	38
1996-97	Ryan Stack	31	28
1997-98	Ryan Stack	31	55
1998-99	Bud Johnson	28	24
1999-00	Tony Kitchings	32	30
2000-01	Tony Kitchings	30	32
2001-02	Tony Kitchings	34	33
2002-03	Tony Kitchings	20	27
2003-04	Renaldo Balkman	33	43
2004-05	Brandon Wallace	33	55
2005-06	Brandon Wallace	38	73
2006-07	Brandon Wallace	30	86
2007-08	Sam Muldrow	31	42
2008-09	Dominique Archie	31	37
	Mike Holmes	31	37
2009-10	Sam Muldrow	31	97
2010-11	Sam Muldrow	30	103
2011-12	Damontre Harris	31	71
2012-13	Lakeem Jackson	32	22
2013-14	Michael Carrera	33	32
2014-15	Laimonas Chatkevicius	33	44
2015-16	Michael Carrera	32	33
2016-17	Chris Silva	37	51
2017-18	Chris Silva	33	45
2018-19	Chris Silva	32	62
2019-20	Maik Kotsar	31	34
2020-21	Jalyn McCreary	17	18
2021-22	Wildens Leveque	29	31
2022-23	Josh Gray	32	27
2023-24	Collin Murray-Boyles	34	28
2024-25	Collin Murray-Boyles	32	43

## STEALS LEADER


Season	Player	Games	Steals
1975-76	Mike Dunleavy	27	41
1976-77	Jack Gilloon	26	37
1977-78	Jack Gilloon	27	31
1978-79	Kenny Reynolds	25	41
1979-80	Kenny Reynolds	26	37
1980-81	Zam Fredrick	27	44
1981-82	Gerald Peacock	29	29
1982-83	Gerald Peacock	28	43
1983-84	Jimmy Foster	28	35
1984-85	Michael Foster	28	44
1985-86	Michael Foster	28	51
1986-87	Michael Foster	26	41
1987-88	Brent Price	29	41
1988-89	Brent Price	30	52
1989-90	Bojan Popovic	27	43
1990-91	Barry Manning	31	73
1991-92	Barry Manning	27	66
1992-93	Carey Rich	27	58
1993-94	Jamie Watson	27	44
1994-95	Melvin Watson	27	42
1995-96	Larry Davis	31	55
1996-97	Melvin Watson	31	57
	Larry Davis	32	57
1997-98	Melvin Watson	30	55
1998-99	BJ McKie	29	47
1999-00	Chuck Eidson	32	93
2000-01	Jamel Bradley	30	40
2001-02	Chuck Eidson	37	91
2002-03	Chuck Eidson	28	60
2003-04	Mike Boynton, Jr.	34	44
	Josh Gonner	32	44
2004-05	Tarence Kinsey	32	43
2005-06	Renaldo Balkman	38	65
2006-07	Brandon Wallace	30	38
2007-08	Devan Downey	32	103
2008-09	Devan Downey	31	89
2009-10	Devan Downey	31	85
2010-11	Malik Cooke	30	44
2011-12	Malik Cooke	31	51
2012-13	Bruce Ellington	23	29
2013-14	Sindarius Thornwell	34	40
2014-15	Sindarius Thornwell	33	43
2015-16	Sindarius Thornwell	34	50
2016-17	Sindarius Thornwell	31	66
2017-18	Maik Kotsar	33	31
2018-19	Tre Campbell	32	33
2019-20	Maik Kotsar	30	46
2020-21	AJ Lawson	21	32
2021-22	Erik Stevenson	31	33
2022-23	Hayden Brown	31	31
2023-24	Meechie Johnson	34	30
2024-25	Collin Murray-Boyles	32	47



## CAROLINA COACHING HISTORY

COACH	YEARS	SEASONS	WON	LOST	PCT.
1. Frank McGuire	1965-80	16	283	142	.666
2. Frank Johnson	1941-42/1946-58	14 1/2	174	175	.499
3. Dave Odom	2002-2008	7	128	104	.552
4. Frank Martin	2012-2022	10	171	147	.538
5. Eddie Fogler	1994-2001	8	123	117	.513
6. Bill Foster	1981-86	6	92	79	.538
7. George Felton	1987-91	5	87	62	.584
8. Darrin Horn	2008-2012	4	60	63	.487
T9. A.W. Norman	1929-32/1934-35	6	57	57	.500
<b>T9. Lamont Paris</b>	<b>2022-Present</b>	<b>3</b>	<b>49</b>	<b>49</b>	<b>.500</b>
11. Ted Petoskey	1936-40	5	37	67	.354
12. Bob Stevens	1960-62	3	34	45	.430
13. Branch Bocock	1925-27	3	33	16	.673
14. Dixon Foster	1917-20	4	26	31	.456
15. Steve Newton	1992-93	2	20	35	.364
16. Johnny McMillan	1945	1	19	3	.864
T17. Billy Laval	1933	1	17	2	.895
T17. Jack Crawford	1923-24	2	17	22	.436
19. Chuck Noe	1963-64	1 1/2	15	21	.417
20. Lt. Henry Findley	1944	1	13	2	.867
21. Rex Enright	1943	1	11	6	.647
22. A. Burnet Stoney	1928	1	8	12	.400
T23. Lana Sims	1922	1	7	12	.368
T23. Sol Metzger	1921	1	7	11	.389
T25. John Blackburn	1914	1**	5	4	.550
T25. James Driver	1912-13	2	5	7	.417
T27. Charles Farrell	1916	1	4	6	.400
T27. Dick Anderson	1946	1/2	4	8	.333
T27. Dwane Morrison	1964	1/2	4	8	.333
T27. Walt Hambrick	1959	1	4	20	.167
31. L.W. Hill	1915	1	2	7	.286
32. J. H. Brown	1909	1	0	3	.000
33. F.E. Scofield	1910	1	0	1	.000
No Coach	1911	1	1	1	.500
<b>Totals</b>		<b>112**</b>	<b>1,433</b>	<b>1,280</b>	<b>.528</b>

(\*\* — One tie game)



**FRANK MCGUIRE IS THE ALL-TIME WINNINGEST COACH IN SOUTH CAROLINA BASKETBALL HISTORY WITH 283 WINS IN 16 SEASONS, INCLUDING FOUR NCAA TOURNAMENT BERTHS**

### CAROLINA COACHING SUPERLATIVES CAREER RECORDS: VICTORIES

**Overall:** 283 by Frank McGuire (1965-80)  
**Home:** 159 by Frank McGuire (1965-80)  
**Away:** 69 by Frank McGuire (1965-80)  
**Conference:** 95 by Frank Johnson (1941-42, 46-58)  
**Conference Home:** 60 by Frank Johnson (1941-42, 46-58)  
**Conference Away:** 35 by Frank Johnson (1941-42, 46-58)  
**Five Points or Fewer Games:** 65 by Frank McGuire (1965-80)  
**Conference Five Points or Fewer Games:** 28 by Frank Johnson (1941-42, 46-58)  
**In Overtime:** 9 by Frank McGuire (1965-80)

### CAREER RECORDS: WINNING PERCENTAGE MINIMUM 3 YEARS OF COACHING

**Overall:** .673 (33-16), by Branch Bocock (1925-27)  
**Home:** .792 (19-5), by Branch Bocock (1925-27)  
**Away:** .583 (14-10), by Branch Bocock (1925-27)  
**Conference:** .773 (17-5), by Branch Bocock (1925-27)  
**Conference Home:** .909 (10-1), by Branch Bocock (1925-27)  
**Conference Away:** .636 (7-4), by Branch Bocock (1925-27)  
**Five Points or Fewer Games:** .714 (20-8), by A.W. Norman (1929-32)  
**Conference Five Points or Fewer Games:** .833 (5-1), by Branch Bocock (1925-27)  
**In Overtime:** 1.000 (2-2), by Ted Petoskey (1936-40)

### SEASON RECORDS: VICTORIES

**Overall:** 26 by Lamont Paris (2023-24); Frank Martin (2016-17)  
**Home:** 17 by Bill Foster (1982-83)  
**Away:** 16 by Frank McGuire (1969-70)  
**Consecutive:** 17 by A.W. Norman (1933-34); Frank McGuire (1969-70)  
**Conference:** 15 by Eddie Fogler (1996-97)  
**Conference Home:** 8 by Eddie Fogler (1996-97); Frank Johnson (1949-50)  
**Conference Away:** 7 by Lamont Paris (2023-24); Eddie Fogler (1996-97); Frank McGuire (1969-70)  
**Conference Consecutive:** 17 by Frank McGuire (1969-71)  
**Five Points or Fewer Games:** 10 by Eddie Fogler (1997-98)  
**Conference Five Points or Fewer Games:** 6, by Eddie Fogler (1997-98); Bob Stevens (1959-60)  
**In Overtime:** 3 by Frank Martin (2012-13); 3 by Darrin Horn (2010-11); 2 by Frank McGuire (1979-80); Bill Foster (1980-81); Eddie Fogler (1993-94); Dave Odom (2003-04), (2004-05), (2005-06)

### SEASON RECORDS: WINNING PERCENTAGE

**Overall:** .947 (18-1), by A.W. Norman (1933-34)  
**Home:** 1.000 (13-0), by Frank McGuire (1972-73)  
**Away:** .941 (16-1), by Frank McGuire (1969-70)  
**Conference:** 1.000 (14-0), by Frank McGuire (1969-70)  
**Conference Home:** 1.000 (8-0), by Eddie Fogler (1996-97); Frank Johnson (1949-50)  
**Conference Away:** 1.000 (7-0), by Frank McGuire (1969-70)  
**Five Points or Fewer Games:** 1.000 (4-0), by A.W. Norman (1933-34)  
**Conference Five Points or Fewer Games:** 1.000 (3-0), by Branch Bocock





## SEC REGULAR SEASON TEAM SUPERLATIVES

### POINTS

**Most:** 111 vs. Tennessee, 2-10-93

Opponents: 109 by Auburn, 1-23-21

**Fewest:** 36 vs. Florida, 1-30-13

Opponents: 41 by Tennessee, 1-8-97

**Most In One Half:** 58, second half vs. Louisiana State, 2-10-96

Opponents: 57, second half by Kentucky, 1-23-93; first half by Auburn, 1-23-21

**Fewest In One Half:** 9, first half vs. Georgia, 2-9-11

Opponents: 14, first half by Arkansas, 3-1-25

### FIELD GOALS

**Most Made:** 43 vs. Tennessee, 2-10-93

Opponents: 41 by Tennessee, 2-10-93

**Most Attempted:** 88 vs. Alabama, 2-7-17

Opponents: 84 by Tennessee, 2-10-93

**Best Percentage:** .636 (35-55), vs. Tennessee, 1-17-04

Opponents: .696 (32-46), by Missouri, 2-28-13

**Worst Percentage:** .226 (12-53), vs. Kentucky, 1-24-15

Opponents: .220 (11-50), by Georgia, 1-31-15

**Best One-Half Percentage:** .708 (17-24), 2nd half vs. LSU, 2-10-96

Opponents: .727 (16-22), by Missouri, 2-28-13

**Worst One-Half Percentage:** .100 (3-30), 1st half vs. Alabama, 2-7-17

Opponents: .125 (3-24), by Arkansas, 3-1-25

### 3-POINT FIELD GOALS

**Most Made:** 16 vs. Texas A&M, 2-16-19; vs. Texas A&M, 1-18-20

Opponents: 17 by Kentucky, 1-7-95; Florida, 2-24-99

**Most Attempted:** 36, vs. Mississippi State, 2-23-08

Opponents: 40, by Louisiana State, 2-10-96

**Best Percentage:** .688 (11-16), at Georgia, 2-2-19

Opponents: .700 (7-10), by Georgia, 1-22-00

**Worst Percentage:** .000 (0-19), vs. Mississippi State, 3-2-02

Opponents: .000 (0-10), Alabama, 2-13-02; (0-3), Alabama, 1-12-11; (0-10), Mississippi State, 1-9-13; (0-17), Florida, 1-18-17; (0-11) Arkansas, 1-18-22; (0-14) Mississippi State, 2/23/22

### FREE THROWS

**Most Made:** 38 vs. Georgia, 1-15-97

Opponents: 34 by Ole Miss, 2-13-21

**Most Attempted:** 53 vs. Georgia, 1-18-97

Opponents: 50 by Georgia, 1-22-14

**Best Percentage:** 1.000 (11-11), vs. Vanderbilt, 1-28-04

Opponents: 1.000 (17-17), by Florida, 1-15-97

**Worst Percentage:** .250 (4-16), at Tennessee, 3-9-08

Opponents: .200 (1-5), by Vanderbilt, 1-17-01

**Best One-Half Percentage:** 1.000 (13-13) 2nd half vs. LSU, 2-27-08; (13-13) second half vs. Tennessee, 1-20-15; (11-11) second half at Texas A&M, 2/28/24

Opponents: 1.000 (19-19) 2nd half, LSU, 1/19/19

**Worst One-Half Percentage:** .000 (0-3), 2nd half vs. Miss. State, 1-3-95

Opponents: .000 (0-4), 2nd half by Florida, 1-28-98

### MISCELLANEOUS

**Most Rebounds:** 54 vs. Florida, 1-20-93

Opponents: 62, by Alabama, 2-7-17

**Most Assists:** 26 vs. Tennessee, 1-23-02

Opponents: 29 by Tennessee, 2-25-23

**Most Steals:** 19 vs. Tennessee, 1-21-98

Opponents: 17 by Florida, 3-4-14

**Most Blocked Shots:** 16 vs. Kentucky, 2-25-09

Opponents: 13, by LSU, 1-28-15

**Most Turnovers:** 29 vs. Kentucky, 2-26-92

Opponents: 28 by Tennessee, 1-21-98

**Fewest Turnovers:** 4 vs. LSU, 2-27-08

Opponents: 3 by Kentucky, 2-4-12

## SEC REGULAR SEASON INDIVIDUAL SUPERLATIVES

### POINTS

**Most:** 44, Sindarius Thornwell vs. Alabama, 2-7-17

Opponents: 41, Brandon Miller (Alabama), 2-22-23

### FIELD GOALS

**Most Made:** 14, Collin Murray-Boyles vs. Vanderbilt, 2-10-24

Opponents: 14, Jamal Mashburn (Kentucky), 1-4-92; Brandon Miller (Alabama), 2-22-23

**Most Attempted:** 29, Devan Downey vs. Kentucky, 1-26-10

Opponents: 27, Jamal Mashburn (Kentucky), 1-4-92

### 3-POINT FIELD GOALS

**Most Made:** 8, Larry Davis vs. Georgia, 3-2-96

Opponents: 11, Michael Frazier (Florida), 3-4-14

**Most Attempted:** 14, Brenton Williams at Mississippi State (3-8-14); at Missouri (1-25-14); AJ Lawson at LSU, 1-16-21

Opponents: 18, Michael Frazier (Florida), 3-4-14

### FREE THROWS

**Most Made:** 25, Sindarius Thornwell vs. Alabama, 2-7-17

Opponents: 15, Scotty Pippen Jr. (Vanderbilt), 3-7-20

**Most Attempted:** 33, Sindarius Thornwell vs. Alabama, 2-7-17

Opponents: 17, Ryan Rosburg, Missouri, 2-16-16

### MISCELLANEOUS

**Most Rebounds:** 21, Sindarius Thornwell vs. Alabama, 2-7-17

Opponents: 18, Brandon Vincent (Mississippi State), 2-11-04, Korvotney Barber (Auburn), 1-10-09

**Most Assists:** 11, Melvin Watson vs. Florida, 2-8-97

Opponents: 14, Chuck Evans (Mississippi State), 2-13-93; LaMarcus Golden (Tennessee), 1-19-94

**Most Steals:** 7, Devan Downey vs. Alabama, 2-16-08; Chuck Eidson vs. Florida, 2-5-02; Aaron Lucas vs. Vanderbilt, 1-19-02

Opponents: 7, Pat Whitehead (Vanderbilt), 1-29-97; Billy Humphrey (Georgia), 2-10-07

**Most Blocked Shots:** 10, Sam Muldrow vs. Vanderbilt, 1-8-11

Opponents: 11, Shaquille O'Neal (Louisiana State), 2-19-92



**SINDARIUS THORNWELL SCORED A GAMECOCK SEC  
REGULAR SEASON HIGH 44 POINTS VS. ALABAMA ON FEB.  
7, 2017**



## SEC TOURNAMENT TEAM SUPERLATIVES

### POINTS

**Most:** 91, vs. Arkansas, 3-11-04

Opponents: 89 by Tennessee, 3-14-08

**Fewest:** 44 vs. Tennessee, 3-14-14

Opponents: 44 by Mississippi State, 3-9-06

**Most In One Half:** 53, second half vs. Ole Miss, 3-7-98

Opponents: 63, second half by Arkansas, 3-11-04

**Fewest In One Half:** 17, second half vs. Miss. State, 3-10-22

Opponents: 18, first half by Arkansas, 3-11-04

### FIELD GOALS

**Most Made:** 32 vs. Arkansas, 3-14-24

Opponents: 35 by Tennessee, 3-14-08

**Most Attempted:** 76 vs. Mississippi State, 3-13-09

Opponents: 76 by Ole Miss, 3-7-98

**Best Percentage:** .605 (26-43), vs. Alabama, 3-7-97

Opponents: .565 (35-62), 89 by Tennessee, 3-14-08

**Worst Percentage:** .281 (16-57) vs. Auburn, 3-15-24

Opponents: .302 (16-53) by Ole Miss, 3-12-15

**Best One-Half Percentage:** .700 (20-30), second half vs. Tennessee, 3-10-06

Opponents: .731 (19-26), second half by Tennessee, 3-14-08

**Worst One-Half Percentage:** .129 (4-31), second half vs. Miss. State, 3-10-22

Opponents: .226 (7-31), second half by Ole Miss, 3-10-94

### 3-POINT FIELD GOALS

**Most Made:** 12 vs. Ole Miss, 3-7-18

Opponents: 13 by Kentucky, 3-8-98; by Auburn, 3-15-19

**Most Attempted:** 31 vs. Mississippi State, 3-13-13

Opponents: 34 by Auburn, 3-15-19

**Best Percentage:** .733 (11-15) vs. Auburn, 3-12-14

Opponents: .571 (4-7), by Tennessee, 3-12-92

### FREE THROWS

**Most Made:** 39 vs. Ole Miss, 3-7-98, 39 vs. Arkansas, 3-11-04

Opponents: 26 vs. Arkansas, 3-11-04

**Most Attempted:** 50 vs. Arkansas, 3-11-04

Opponents: 31 vs. Arkansas, 3-11-04

**Best Percentage:** .900 (18-20) vs. Ole Miss, 3-13-03

Opponents: .938 (15-16), vs. Arkansas, 3-12-25

**Worst Percentage:** .375 (3-8), vs. Alabama, 3-9-02

Opponents: .429 (9-21), by Kentucky, 3-9-01; (3-7), by Ole Miss, 3-10-05

**Best One-Half Percentage:** 1.000, (8-8), first half vs. Tennessee, 3-14-08

Opponents: 1.000 (11-11), first half by Tennessee, 3-10-00

1.000 (10-10), first half by Mississippi State, 3-10-22

1.000 (8-8), first half by Arkansas, 3-12-25

**Worst One-Half Percentage:** .000 (0-1), first half vs. Ole Miss, 3-4-99

Opponents: .222 (2-9), first half by Alabama, 3-11-93

### MISCELLANEOUS

**Most Rebounds:** 43 vs. Ole Miss, 3-10-11

Opponents: 50 by Mississippi State, 3-13-09

**Most Assists:** 22 vs. Louisiana State, 3-7-96

Opponents: 27 by Tennessee, 3-14-08

**Most Steals:** 13 vs. Alabama, 3-9-00

Opponents: 14 by Kentucky, 3-9-01

**Most Blocked Shots:** 10 vs. Ole Miss, 3-10-11

Opponents: 9 by Ole Miss, 3-10-94; by Auburn, 3-12-14

**Most Turnovers:** 23 vs. Kentucky, 3-9-01

Opponents: 23 by Ole Miss, 3-10-94

**Fewest Turnovers:** 5 vs. Mississippi State, 3-13-09

Opponents: 4 by Arkansas, 3-08-07

## SEC TOURNAMENT INDIVIDUAL SUPERLATIVES

### POINTS

**Most:** 37, BJ McKie vs. Ole Miss, 3-7-98

Opponents: 27, Jared Harper, Auburn, 3-15-19

### FIELD GOALS

**Most Made:** 11, Collin Murray-Boyles vs. Arkansas, 3-14-24

Opponents: 10, Jason Smith, Ole Miss, 3-4-99; David Sanders, Ole Miss, 3-7-02

**Most Attempted:** 22, Jo Jo English vs. Tennessee, 3-12-92; BJ McKie vs. Ole Miss, 3-4-99

Opponents: 26, Brian Williams, Alabama, 3-7-97

### 3-POINT FIELD GOALS

**Most Made:** 6, Mike Boynton, Jr. vs. Louisiana State, 3-12-04; 6, Frank Booker, vs. Ole Miss, 3-7-18

Opponents: 7, Pat Bradley, Arkansas, 3-8-96

**Most Attempted:** 13, BJ McKie vs. Ole Miss, 3-4-99

Opponents: 15, Brian Williams, Alabama, 3-7-97

### FREE THROWS

**Most Made:** 20, BJ McKie vs. Ole Miss, 3-7-98

Opponents: 12, Jared Harper, Auburn, 3-15-19

**Most Attempted:** 22, BJ McKie vs. Ole Miss, 3-7-98

Opponents: 14, Jared Harper, Auburn, 3-15-19

### MISCELLANEOUS

**Most Rebounds:** 16, Brandon Wallace vs. Arkansas, 3-11-07

Opponents: 15, Chris Davis, Auburn, 3-9-95; Jarnell Stokes, Tennessee, 3-14-14

**Most Assists:** 11, Devan Downey vs. LSU, 3-13-08

Opponents: 8, Marlon Towns, Arkansas, 3-8-96; Rajon Rondo, Kentucky, 3-11-06

**Most Steals:** 5, Carey Rich vs. Auburn, 3-9-95; Chuck Eidson vs. Tennessee, 3-10-00; Devan Downey vs. Tennessee, 3-14-08

Opponents: 6, Myles Burns, Ole Miss, 3-8-23

**Most Blocked Shots:** 7, Sam Muldrow vs. Ole Miss, 3-10-11

Opponents: 7, Asaiah Dixon-Tatum, Auburn, 3-12-14



**BJ MCKIE SCORED 37 POINTS IN THE SEC TOURNAMENT  
VS. OLE MISS DURING THE 1998 SEASON**





## NCAA TOURNAMENT TEAM SUPERLATIVES

### POINTS

**Most:** 93, vs. Marquette 3-17-17

Opponents: 100 by Fordham, 3-20-71

**Fewest:** 43 vs. Memphis, 3-19-04

Opponents: 50, Baylor, 3-24-17

**Most In One Half:** 65, second half vs. Duke, 3-19-17

Opponents: 58, second half by Fordham, 3-20-71

**Fewest In One Half:** 18, first half vs. Memphis, 3-19-04

Opponents: 22, first half by Temple, 3-11-72; 1st half by Baylor, 3-24-17

### FIELD GOALS

**Most Made:** 35 vs. Fordham, 3-20-71; Southwestern Louisiana, 3-17-73;

Marquette, 3-17-73

Opponents: 39 by Fordham, 3-20-71; Southwestern Louisiana, 3-17-73

**Most Attempted:** 84 vs. Furman, 3-9-74

Opponents: 94 by Southwestern Louisiana, 3-17-73

**Best Percentage:** .567 (34-60), vs. Villanova, 3-18-72

Opponents: .567 (29-51), by N.C. State, 3-17-89

**Worst Percentage:** .338 (23-68), vs. North Carolina, 3-16-72

Opponents: .304 (17-56), Baylor, 3-24-17

**Best One-Half Percentage:** .714 (20-28), second half vs. Duke, 3-19-17

Opponents: .682 (15-22), first half by N.C. State, 3-17-89

**Worst One-Half Percentage:** .200 (7-35), first half vs. Duke, 3-19-17

Opponents: .250 (8-32), first half vs. Baylor, 3-24-17

### 3-POINT FIELD GOALS

**Most Made:** 8 vs. Marquette, 3-17-17; vs. Baylor, 3-24-17

Opponents: 11 by Marquette, 3-17-17

**Most Attempted:** 24, vs. Marquette, 3-17-17

Opponents: 28 by Marquette, 3-17-17

**Best Percentage:** .400 (8-20), vs. Baylor, 3-24-17

Opponents: .474 (9-19), by Gonzaga, 4-1-17

### FREE THROWS

**Most Made:** 27 vs. Duke, 3-19-17

Opponents: 31 by Pennsylvania, 3-18-71

**Most Attempted:** 32, vs. Duke, 3-19-17

Opponents: 40 by North Carolina, 3-16-72

**Best Percentage:** .844 (27-32) vs. Duke, 3-19-17

Opponents: 1.000 (22-22), by Fordham, 3-20-71

**Worst Percentage:** .429 (3-7), vs. Furman, 3-9-74

Opponents: .500 (7-14), by Southwestern Louisiana, 3-17-73

**Best One-Half Percentage:** 1.000 (3-3), vs. Florida, 3-26-17

Opponents: 1.000 (13-13), second half by Fordham, 3-20-71

**Worst One-Half Percentage:** .000 (0-1), first half vs. Furman, 3-9-74

Opponents: .375 (3-8), first half by SW Louisiana, 3-17-73

### MISCELLANEOUS

**Most Rebounds:** 50 vs. Fordham, 3-20-71

Opponents: 61 by Southwestern Louisiana, 3-17-73

**Most Assists:** 21 vs. Southwestern Louisiana, 3-17-73

Opponents: 20 by Texas Tech, 3-10-73

**Most Steals:** 11 vs. Marquette, 3-17-17

Opponents: 13 by Coppin State, 3-14-97

**Most Blocked Shots:** 11 vs. Southwestern Louisiana, 3-17-73

Opponents: 8 by Furman, 3-9-74; by Gonzaga, 4-1-17

**Most Turnovers:** 25 vs. Fordham, 3-20-71

Opponents: 20 by Texas Tech, 3-10-73

**Fewest Turnovers:** 5 vs. Gonzaga, 4-1-17

Opponents: 6 by Richmond, 3-12-98

## INDIVIDUAL SUPERLATIVES

### POINTS

**Most:** 39, Tom Riker vs. Fordham, 3-20-71

Opponents: 34, Larry Kenon (Memphis State), 3-15-73

### FIELD GOALS

**Most Made:** 18, Tom Riker vs. Fordham, 3-20-71

Opponents: 16, Larry Kenon (Memphis State), 3-15-73

**Most Attempted:** 27, Brian Winters vs. Furman, 3-9-74

Opponents: 30, Larry Kenon (Memphis State), 3-15-73

### 3-POINT FIELD GOALS

**Most Made:** 4, BJ McKie vs. Richmond, 3-12-98; Sindarius Thornwell vs. Baylor, 3-24-17

Opponents: 6, Rodney Carney (Memphis), 3-19-04

**Most Attempted:** 10, Duane Notice, vs. Marquette, 3-17-17; Sindarius Thornwell, vs. Baylor 3-24-17

Opponents: 12, Marseilles Brown (Richmond), 3-12-98; Rodney Carney (Memphis), 3-19-04

### FREE THROWS

**Most Made:** 10, Kevin Joyce vs. Southwestern Louisiana, 3-17-73

Opponents: 10, Dave Wohl (Pennsylvania), 3-18-71

**Most Attempted:** 13, Kevin Joyce vs. Southwestern Louisiana, 3-17-73

Opponents: 11, Dave Wohl (Pennsylvania), 3-18-71

### MISCELLANEOUS

**Most Rebounds:** 16, Tom Riker vs. Villanova, 3-18-72; Danny Traylor vs. Texas Tech, 3-10-73; Southwestern Louisiana, 3-17-73

Opponents: 20, Larry Kenon (Memphis State), 3-15-73

**Most Assists:** 10, Melvin Watson vs. Richmond, 3-12-98


Opponents: 11, Chris Corchiani (N.C. State), 3-17-89

**Most Steals:** 4, Brian Winters vs. Southwestern Louisiana, 3-17-73; Larry Davis vs. Coppin State, 3-14-97

Opponents: 5, Reggie Singletary (Coppin State), 3-14-97

**Most Blocked Shots:** 6, Danny Traylor vs. Southwestern Louisiana, 3-17-73

Opponents: 6, Zach Collins (Gonzaga), 4-1-17



**TOM RIKER TALLIED 39 POINTS AGAINST FORDHAM IN THE 1971 NCAA TOURNAMENT**



## NIT TEAM SUPERLATIVES

### POINTS

**Most:** 100 vs. Davidson, 3-13-96; Old Dominion, 3-16-83

Opponents: 90 by Old Dominion, 3-16-83

**Fewest:** 45 vs. Army, 3-18-69

Opponents: 47 by Ball State, 3-21-02

**Most In One Half:** 60, second half vs. Old Dominion, 3-16-83

Opponents: 57, second half by Old Dominion, 3-16-83

**Fewest In One Half:** 22, first half vs. Florida State, 3-21-06; second half vs.

Army, 3-18-69

Opponents: 12, first half by Ball State, 3-21-02

### FIELD GOALS

**Most Made:** 39, vs. High Point, 3-15-16

Opponents: 37 by Old Dominion, 3-16-83

**Most Attempted:** 77 vs. Wake Forest, 3-24-83; Princeton, 3-20-75

Opponents: 77 by Old Dominion, 3-16-83

**Best Percentage:** .694 (34-49), vs. Davidson, 3-13-96

Opponents: .577 (30-52), by Wake Forest, 3-24-83

**Worst Percentage:** .338 (26-77), vs. Wake Forest, 3-24-83

Opponents: .296 (16-54), by Ball State, 3-21-02

**Best One-Half Percentage:** .700 (14-20), first half vs. Davidson, 3-13-96

Opponents: .650 (13-20), second half by N.C. State, 3-10-78

**Worst One-Half Percentage:** .250 (6-14), first half vs. Davidson, 3-17-09

Opponents: .185 (5-27), first half by Ball State, 3-21-02

### 3-POINT FIELD GOALS

**Most Made:** 9 vs. Western Kentucky, 3-15-06

Opponents: 14 by Georgetown, 3-24-05

**Most Attempted:** 23 vs. Connecticut, 3-14-01

Opponents: 30 by High Point, 3-15-16

**Best Percentage:** .700 (7-10), vs. Davidson, 3-13-96

Opponents: .500 (3-6), by Connecticut, 3-14-01; .500 (11-22), by Georgia Tech, 3-21-16

### FREE THROWS

**Most Made:** 34 vs. Old Dominion, 3-16-83

Opponents: 26 by Princeton, 3-20-75; N.C. State, 3-10-78

**Most Attempted:** 42 vs. Old Dominion, 3-16-83

Opponents: 39 by Princeton, 3-20-75

**Best Percentage:** .944 (17-18), vs. Ball State, 3-21-02

Opponents: .875 (7-8), by Alabama, 3-20-96

**Worst Percentage:** .444 (8-18), vs. Memphis, 3-28-02

Opponents: .533 (8-15), by Virginia Tech, 3-21-83, (16-30) by Davidson, 3-17-09

**Best One-Half Percentage:** 1.000 (12-12), second half vs. Ball St., 3-21-02

Opponents: .900 (9-10), first half by Vanderbilt, 3-18-96

**Worst One-Half Percentage:** .286 (2-7), first half vs. Miami, 3-15-05

Opponents: .286 (2-7), first half by Davidson, 3-17-09

### MISCELLANEOUS

**Most Rebounds:** 48 vs. Siena, 3-19-91; Virginia Tech, 3-21-83

Opponents: 45 by Memphis, 3-28-02; by Maryland, 3-29-05

**Most Assists:** 26 vs. Old Dominion, 3-16-83

Opponents: 17 by Old Dominion, 3-16-83; 17, by Georgia Tech, 3-21-16

**Most Steals:** 17 vs. Western Kentucky, 3-15-06; vs. Ball State, 3-21-02

Opponents: 11 by Nevada-Las Vegas, 3-19-02

**Most Blocked Shots:** 13 vs. George Washington, 3-15-91

Opponents: 7 by Alabama, 3-20-96

**Most Turnovers:** 23 vs. Siena, 3-19-91

Opponents: 22 by Ball State, 3-21-02

**Fewest Turnovers:** 7 at Cincinnati, 3-23-06; vs. Louisville, 3-28-06; vs. Miami, 3-15-05

Opponents: 7 by Miami, 3-15-05

## NIT INDIVIDUAL SUPERLATIVES

### POINTS

**Most:** 33, Larry Davis vs. Davidson, 3-13-96

Opponents: 32, Stephen Curry (Davidson), 3-17-09

### FIELD GOALS

**Most Made:** 15, Laimonas Chatkevicius vs. High Point, 3-15-16

Opponents: 12, Dell Curry (Virginia Tech), 3-21-83; Dick Garrett (Southern Illinois), 3-15-69

**Most Attempted:** 22, Jimmy Foster vs. Wake Forest, 3-24-83

Opponents: 23, Dick Garrett (Southern Illinois), 3-15-69

### 3-POINT FIELD GOALS

**Most Made:** 7, Larry Davis vs. Davidson, 3-13-96

Opponents: 7, Darrel Owens (Georgetown), 3-24-05

**Most Attempted:** 12, Jamel Bradley vs. Nevada-Las Vegas, 3-19-02

Opponents: 15, Frank Secker (Vanderbilt), 3-18-96

### FREE THROWS

**Most Made:** 14, BJ McKie vs. Davidson, 3-13-96

Opponents: 9, Stephen Curry (Davidson), 3-17-09

**Most Attempted:** 15, BJ McKie vs. Davidson, 3-13-96

Opponents: 14, Doug Clevenger (Army), 3-18-69

### MISCELLANEOUS

**Most Rebounds:** 14, Jimmy Foster vs. Virginia Tech, 3-21-83

Opponents: 16, Anthony Winchester, Western Kentucky, 3-15-06

**Most Assists:** 13, Gerald Peacock vs. Old Dominion, 3-16-83

Opponents: 9, Grant Robinson (Old Dominion), 3-16-83


**Most Steals:** 5, Tarence Kinsey vs. Louisville, 3-28-06; Renaldo Balkman vs. Florida State, 3-21-06

Opponents: 4, Dirck Sures (George Washington), 3-15-91; James Thues (Syracuse), 3-26-02

**Most Blocked Shots:** 6, Brandon Wallace vs. Western Kentucky, 3-15-06; Jeff

Roulston vs. George Washington, 3-15-91

Opponents: 7, Roy Rogers (Alabama), 3-20-96



LARRY DAVIS TALLIED 33 POINTS VS. DAVIDSON IN 1996, THE MOST OF ANY GAMECOCK IN AN NIT GAME





## SOUTH CAROLINA IN OVERTIME

Year	Opponent	Overtimes	Score	W/L
1911-12	Newberry	1	25-27	L
1916-17	Porter Military Academy	1	40-35	W
1923-24	at North Carolina State	1	27-25	W
1927-28	Clemson	2	46-48	L
1928-29	Clemson	1	27-24	W
1932-33	North Carolina (N1)	2	34-32	W
1935-36	Erskine	1	28-27	W
1936-37	Clemson	1	32-30	W
1941-42	Presbyterian	1	55-53	W
	at The Citadel	1	54-52	W
1950-51	at Duquesne	1	64-67	L
	at George Washington	1	80-89	L
1953-54	Wake Forest (N2)	1	57-58	L
1956-57	North Carolina	1	86-90	L
1957-58	Furman	1	78-79	L
1958-59	Davidson (N3)	2	55-62	L
	Clemson	1	56-58	L
	at North Carolina State*	1	72-75	L
1962-63	North Carolina State (N4)	2	70-68	W
1963-64	at Maryland	1	73-69	W
	North Carolina State (N4)	1	61-52	W
1964-65	Furman	1	71-79	L
	at Erskine	1	59-57	W
1965-66	at Virginia	1	59-57	W
1966-67	North Carolina State (N4)	1	65-62	W
	Virginia	1	68-71	L
1969-70	Notre Dame (N5)	1	84-83	W
	North Carolina State (N6)	2	39-42	L
1970-71	at Maryland	1	30-31	L
1974-75	St. John's (N7)	1	77-78	L
	at Notre Dame	1	65-66	L
1976-77	Georgia (N5)	1	74-73	W
1977-78	Southern California%	1	65-58	W
	Marquette	2	66-69	L
1978-79	St. Louis (N8)	2	80-79	W
	at Stetson	2	82-86	L
1979-80	Davidson	1	78-77	W
	Western Kentucky	2	73-65	W
1980-81	The Citadel#	3	83-81	W
	Furman	1	87-74	W
1981-82	San Francisco	1	71-72	L
1982-83	Utah (N9)	1	67-63	W
	Florida State	1	85-90	L
1983-84	Clemson	1	50-61	L
1985-86	at Clemson	1	66-73	L
1986-87	Vanderbilt (N5)	2	96-91	W
1987-88	Louisville	2	88-98	L
	Cincinnati	1	78-76	W
1988-89	at Tennessee	1	83-81	W
1989-90	Kansas State (N10)	1	62-60	W
1990-91	Houston (N11)	1	74-70	W
	Florida State	1	80-81	L
1991-92	at San Diego State+	2	71-69	W
	Alabama	1	81-83	L
1992-93	Clemson	1	84-89	L
	Tennessee	2	111-107	W
1993-94	South Carolina State	2	94-89	W
	College of Charleston	1	65-53	W
	Campbell	1	72-73	L
1994-95	Vanderbilt	1	83-91	L
1995-96	Vanderbilt	1	87-83	W
1996-97	Kentucky	1	84-79	W
1997-98	Maryland (N12)	1	76-72	W
1998-99	Georgia	1	70-66	W
1999-00	Syracuse	1	74-77	L
	Auburn (N13)	1	72-77	L
2000-01	Tennessee	1	67-68	L

2001-02	at Georgia	1	75-82	L
2002-03	Georgia	1	55-60	L
2003-04	at Auburn	1	53-51	W
	Alabama	1	90-82	W
	Mississippi State	1	75-79	L
2004-05	Clemson	1	62-63	L
	SC State	1	68-65	W
	Ole Miss	1	76-70	W
2005-06	Marquette (N14)	1	89-92	L
	Georgia	1	61-64	L
	at Vanderbilt	1	64-61	W
	at Florida State (N15)	1	69-68	W
2006-07	at USC	1	80-74	W
	Vanderbilt	1	90-99	L
2007-08	Mississippi State	1	56-61	L
2008-09	at College of Charleston	1	80-82	L
	Arkansas	1	82-78	W
2010-11	at WKU	2	87-85	W
	Vanderbilt	1	83-75	W
	Arkansas	1	81-74	W
2011-12	Mississippi State	1	67-69	L
2012-13	UW-Milwaukee (N16)	1	82-75	W
	vs. Missouri State (N17)	1	74-67	W
	at LSU	1	82-73	W
	at Georgia	1	54-62	L
2015-16	at Ole Miss	1	77-74	W
	Florida	1	73-69	W
2016-17	Monmouth	1	70-69	W
	Alabama	4	86-90	L
2017-18	at Mississippi State	1	68-72	L
	LSU	1	83-74	W
2018-19	vs. Mississippi State	1	87-82	W
2019-20	vs. Georgia	1	94-90	W
2021-22	at Ole Miss	1	77-74	W
2022-23	at Georgetown	1	74-71	W
	at Vanderbilt	1	79-84	L
	at Georgia	1	78-81	L
2023-24	at Missouri	1	71-69	W
	at Mississippi State	1	93-89	W
2024-25	Clemson	1	91-88	W
	Mississippi State	1	60-65	L

### OVERTIME RECORD: 60-47 (.561)

Home: 29-29 (.500)

Away: 17-12 (.586)

Neutral: 14-6 (.700)

### NOTES:

N1 — Southern Conference Tournament (Raleigh, N.C.)

N2 — ACC Tournament (Raleigh, N.C.)

N3 — Carousel Tournament (Charlotte, N.C.)

N4 — at Charlotte, N.C.

N5 — Sugar Bowl Classic (New Orleans, La.)

N6 — ACC Tournament (Charlotte, N.C.)

N7 — ECAC Ocean State Classic (Providence, R.I.)

N8 — Times & World Christmas Classic (Roanoke, Va.)

N9 — Fiesta Classic (Tempe, Ariz.)

N10 — Sun Carnival Classic (El Paso, Tex.)

N11 — D. Pepsi Tournament of Champions (Charlotte, N.C.)

N12 — Thrifty BCA Classic (Minneapolis, Minn.)

N13 — Southeastern Conference Tournament (Atlanta, Ga.)

N14 — Great Alaska Shootout (Anchorage, Alaska)

N15 — NIT Quarterfinals (Tallahassee, Fla.)

N16 — Hoops For Hope Classic (Columbia, S.C.)

N17 — Hoops For Hope Classic (Puerto Vallarta, Mexico)

\* — ACC Tournament

# — Palmetto Classic

% — Carolina Classic



## SOUTH CAROLINA IN THE FINAL REGULAR-SEASON POLL

### 1969

#### *Associated Press*

1. UCLA
2. LaSalle
3. Santa Clara
4. North Carolina
5. Davidson
6. Purdue
7. Kentucky
8. St. John's (N.Y.)
9. Duquesne
10. Villanova
11. Drake
12. New Mexico State

#### **13. South Carolina**

#### *United Press International*

1. UCLA
2. North Carolina
3. Davidson
4. Santa Clara
5. Kentucky
6. LaSalle
7. Purdue
8. St. John's (N.Y.)
9. New Mexico State
10. Duquesne
11. Drake
12. Colorado
13. Louisville
14. Marquette
15. Villanova
16. Boston College
17. Weber State
18. Wyoming
19. Colorado State

### 1970

#### *Associated Press*

1. Kentucky
2. UCLA
3. St. Bonaventure
4. Jacksonville
5. New Mexico State

#### **6. South Carolina**

7. Iowa
8. Marquette
9. Notre Dame
10. North Carolina State
11. Florida State
12. Houston
13. Pennsylvania
14. Drake
15. Davidson
16. Utah State
17. Niagara
18. Western Kentucky

19. Long Beach State
20. Southern California

#### *United Press International*

1. Kentucky
2. UCLA
3. St. Bonaventure
4. New Mexico State
5. Jacksonville

### 1971

#### *Associated Press*

1. UCLA
2. Marquette
3. Pennsylvania
4. Kansas
5. Southern California

#### **6. South Carolina**

7. Western Kentucky
8. Kentucky
9. Fordham
10. Ohio State
11. Jacksonville
12. Notre Dame
13. North Carolina
14. Houston
15. Duquesne
16. Long Beach State
17. Tennessee
18. Villanova
19. Drake
20. Brigham Young

#### *United Press International*

1. UCLA
2. Marquette
3. Pennsylvania
4. Kansas
5. Southern California

#### **6. South Carolina**

7. Western Kentucky
8. Kentucky
9. Fordham
10. Ohio State
11. Jacksonville
12. Brigham Young
13. North Carolina
14. Notre Dame
15. Long Beach State
16. Drake
17. Villanova

18. Duquesne
19. Houston
20. Weber State

### 1972

#### *Associated Press*

1. UCLA
2. North Carolina
3. Pennsylvania
4. Louisville
5. Long Beach State

#### **6. South Carolina**

7. Marquette
8. Southwestern Louisiana
9. Brigham Young
10. Florida State
11. Minnesota
12. Marshall
13. Memphis State
14. Maryland
15. Villanova
16. Oral Roberts
17. Indiana
18. Kentucky
19. Ohio State
20. Virginia

#### *United Press International*

1. UCLA
2. North Carolina
3. Pennsylvania
4. Louisville

#### **5. South Carolina**

6. Long Beach State
7. Marquette
8. Southwestern Louisiana
9. Brigham Young
10. Florida State
11. Maryland
12. Minnesota
13. Memphis State
14. Kentucky
15. Villanova
16. Kansas State
17. UTEP
18. Marshall
19. Missouri
20. Weber State

### 1973

#### *Associated Press*

1. UCLA
2. North Carolina State
3. Long Beach State
4. Providence
5. Marquette
6. Indiana
7. Southwestern Louisiana
8. Maryland
9. Kansas State
10. Minnesota
11. North Carolina
12. Memphis State
13. Houston
14. Syracuse

15. Missouri
16. Arizona State
17. Kentucky
18. Pennsylvania
19. Austin Peay
20. San Francisco

#### *United Press International*

1. UCLA
2. North Carolina State
3. Long Beach State
4. Marquette
5. Providence
6. Indiana
7. Southwestern Louisiana
8. Kansas State
9. Minnesota
10. Maryland
11. Memphis State
12. North Carolina
13. Arizona State
14. Syracuse
15. Kentucky

#### **16. South Carolina**

17. Missouri
18. Weber State
19. Houston
20. Pennsylvania

### 1974

#### *Associated Press*

1. North Carolina State
2. UCLA
3. Marquette
4. Maryland
5. Notre Dame
6. Michigan
7. Kansas
8. Providence
9. Indiana
10. Long Beach State
11. Purdue
12. North Carolina
13. Vanderbilt
14. Alabama
15. Utah
16. Pittsburgh
17. Southern California
18. Oral Roberts

#### **19. South Carolina**

20. Dayton





#### *United Press International*

1. North Carolina State
2. UCLA
3. Notre Dame
4. Maryland
5. Marquette
6. Providence
7. Vanderbilt
8. North Carolina
9. Indiana
10. Kansas
11. Long Beach State
12. Michigan
13. Southern California
14. Pittsburgh
15. Louisville
- 16. South Carolina**
17. Creighton
18. New Mexico
19. Alabama
- Dayton

## 1997

#### *Associated Press*

1. Kansas
2. Utah
3. Minnesota
4. North Carolina
5. Kentucky
- 6. South Carolina**
7. UCLA
8. Duke
9. Wake Forest
10. Cincinnati
11. New Mexico
12. St. Joseph's
13. Xavier (Ohio)
14. Clemson
15. Arizona
16. College of Charleston
17. Georgia
18. Iowa State
19. Illinois
20. Villanova
21. Stanford
22. Maryland
23. Boston College
24. Colorado
25. Louisville

#### *CNN/USA Today*

1. Arizona
2. Kentucky
3. Minnesota
4. North Carolina
5. Kansas
6. Utah
7. UCLA
8. Clemson
9. Wake Forest
10. Louisville
11. Duke
12. Stanford
13. Iowa State
- 14. South Carolina**
15. Providence
16. Cincinnati
17. St. Joseph's (Pa.)

18. California
19. New Mexico
20. Texas
21. College of Charleston
22. Xavier (Ohio)
23. Boston College
24. Michigan
25. Colorado

## 1998

#### *Associated Press*

1. North Carolina
2. Kansas
3. Duke
4. Arizona
5. Kentucky
6. Connecticut
7. Utah
8. Princeton
9. Cincinnati
10. Stanford
11. Purdue
12. Michigan
13. Ole Miss
- 14. South Carolina**
15. Texas Christian
16. Michigan State
17. Arkansas
18. New Mexico
19. UCLA
20. Maryland
21. Syracuse
22. Illinois
23. Xavier (Ohio)
24. Temple
25. Murray State

#### *ESPN/USA Today*

1. Kentucky
2. Utah
3. North Carolina
4. Stanford
5. Duke
6. Arizona
7. Connecticut
8. Kansas
9. Purdue
10. Michigan State
11. Rhode Island
12. UCLA
13. Syracuse
14. Cincinnati
15. Maryland
16. Princeton
17. Michigan
18. West Virginia
- 19. South Carolina**
20. Ole Miss
21. New Mexico
22. Arkansas
23. Valparaiso
24. Washington
25. Texas Christian

## 2017

#### *ESPN/USA Today Coaches Poll*

1. North Carolina
2. Gonzaga
3. Oregon
4. Kansas
5. Kentucky
- 6. South Carolina**
7. Arizona
8. Villanova
9. UCLA
10. Florida
11. West Virginia
12. Baylor
13. Duke
14. Louisville
15. Purdue
16. Wisconsin
17. Michigan
18. Xavier
19. Butler
20. Notre Dame
21. Wichita State
22. Cincinnati
23. SMU
24. Florida State
25. Iowa State

12. Arizona
13. NC State
14. Baylor
15. Clemson
16. Gonzaga
17. Auburn
18. San Diego State
19. Kentucky
20. Utah State
21. Kansas
22. Saint Mary's
- 23. South Carolina**
24. Washington State
25. Texas Tech

## 2024

#### *Associated Press*

1. UCONN
2. Purdue
3. Alabama
4. Houston
5. Tennessee
6. Illinois
7. North Carolina
8. Iowa State
9. Duke
10. NC State
11. Marquette
12. Arizona
13. Creighton
14. Clemson
15. Gonzaga
16. Baylor
17. San Diego State
18. Auburn
19. Kansas
20. Kentucky
21. Saint Mary's
22. Utah State
23. Washington State
24. Dayton
- 25. South Carolina**

#### *USA Today Coaches*

1. UCONN
2. Purdue
3. Houston
4. Alabama
5. Tennessee
6. North Carolina
7. Illinois
8. Iowa State
9. Duke
10. Creighton
11. Marquette



## COLONIAL LIFE ARENA RECORDS

### One Team

#### Most Points

109, Auburn vs. South Carolina (86), 1-23-21

#### Most Points, Losing Team

90, South Carolina vs. Vanderbilt (99), 3/3/07, (OT);  
90, Georgia vs. South Carolina (94), 2/26/20

#### Fewest Points, Winning Team

57, South Carolina vs. USC Upstate (41), 11/23/10;  
South Carolina vs. Wofford (45), 12/28/11; South  
Carolina vs. Florida (53), 1/18/17

#### Largest South Carolina Victory Margin

61 points over The Citadel (103-42), 11/12/07

#### Largest South Carolina Defeat Margin

43 points to Tennessee (42-85), 1/7/23

#### Most Field Goals Made

40, by Auburn, 1-23-21

#### Fewest Field Goals Made

9, Wyoming (32) vs. South Carolina (66), 11/10/19

#### Most Field Goals Attempted

88, South Carolina (86) vs. Alabama (90), 2/7/17

#### Fewest Field Goals Attempted

35, The Citadel (50) vs. South Carolina (66) [15  
made], 1/2/03

#### Highest Field Goal Percentage

.696 (32-46), Missouri (90), vs. South Carolina (68),  
2/28/13

#### Lowest Field Goal Percentage

.192 (10-52), Michigan (46), vs. South Carolina (61),  
11/23/17

#### Most 3-Pointers Made

18, South Carolina (89) [35 attempts] vs. George  
Washington (67), 12/1/23

#### Most 3-Pointers Attempted

37, Vanderbilt (75) vs. South Carolina (64) [10  
made], 2/14/23

#### Highest 3-Point Pct. (min. 10 attempts)

.667 (12-18) Tennessee (76) vs South Carolina (69),  
1/8/06; (10-15) South Carolina (77) vs. Arkansas  
(65), 2/9/19

#### Most Free Throws Made

46, South Carolina (86), vs. Memphis (76), 1/2/16

#### Fewest Free Throws Made

1, South Carolina (73) vs. Wofford (43), 12/17/05

#### Most Free Throws Attempted

63, South Carolina (86), vs. Memphis (76), 1/2/16

#### Fewest Free Throws Attempted

2, South Carolina (73) vs Wofford (43), 12/17/05;  
Princeton (48) vs. South Carolina (54), 12/20/06

#### Highest Free Throw Percentage

1.000 (14-14) LSU (62) vs. (7-7) South Carolina  
(55), 2/27/08 ; 1.000 (12-12) South Carolina (72) vs.  
Winthrop (62), 12/19/23

#### Lowest Free Throw Percentage

.222 (2-9), South Carolina (61) vs. N.C. State (63),  
11/23/07

#### Most Rebounds

62, Alabama (90) vs. South Carolina (86)  
[13 off, 49 def, 6 team], 2/7/17

#### Fewest Rebounds

16, Holy Cross (49) vs. South Carolina (81), 11/13/16;  
South Carolina (53) vs. Texas A&M (94), 1/14/23

#### Most Assists

31, South Carolina (110) vs. Allen (51), 12/14/21

#### Most Personal Fouls

41, Memphis (76) vs. South Carolina (86), 1/2/16

#### Fewest Personal Fouls

7, South Carolina (73) vs. Charleston Southern (69),  
12/16/23 ; South Carolina (88) vs. Longwood (58),  
1/5/10





## Two Teams

### Most Points

195, Auburn (109) vs. South Carolina (86), 1-23-21

### Fewest Points

98, South Carolina (57) vs. USC Upstate (41), 11/23/10

### Most Overtime Periods

4, Alabama (90) vs. South Carolina (86), 2/7/17

### Most Field Goals Made

68, Auburn (40) vs. South Carolina (28), 1-23-21

### Fewest Field Goals Made

30, Vanderbilt (58) vs. South Carolina (51), 1/19/13; South Carolina (66) vs. Georgia (46), 3/9/19

### Most Field Goals Attempted

159, Alabama (90) vs. South Carolina (86), 2/7/17

### Fewest Field Goals Attempted

80, South Carolina (54) vs. Princeton (42), 12/20/06

### Most 3-Pointers Made

30, South Carolina (90) vs. Alabama (82), 2/4/04

### Most 3-Pointers Attempted

59, Alabama (34) vs. South Carolina (25), 2-9-21

### Most Free Throws Made

76, South Carolina (86) vs. Memphis (76), 1/2/16

### Fewest Free Throws Made

5, South Carolina (73) vs. Wofford (43), 12/17/05

### Most Free Throws Attempted

99, South Carolina (86) vs. Memphis (76), 1/2/16

### Fewest Free Throws Attempted

6, South Carolina (73) vs. Wofford (43), 12/17/05

### Most Rebounds

114, Alabama (90) vs. South Carolina (86), 2/7/17

### Fewest Rebounds

48, South Carolina (57) vs. Vanderbilt (67), 1/10/12; Missouri (90) vs. South Carolina (68), 2/28/13

### Most Assists

42, South Carolina (83) vs. Gardner-Webb (74), 11/17/03; 42, South Carolina (92) vs. Lipscomb (76), 11/27/15; 42, South Carolina (110) vs. Allen (51), 12/14/21

### Most Personal Fouls

68, South Carolina (86) vs. Memphis (76), 1/2/16

### Fewest Personal Fouls

18, South Carolina (89) vs. George Washington (67), 12/1/23; South Carolina (73) vs. Charleston Southern (69), 12/16/23

## ITEMS WORTH NOTING & COLONIAL LIFE ARENA FIRSTS

**First Game:** November 24, 2002 vs. ETSU (71-66 win)

**Most Consecutive Wins:** 13 (11/14/15-2/10/16)

**Most Consecutive Losses:** 6 (1/8/25-2/12/25)

**Most Games in A Season:** 20 (2004-05)

**Most Wins in a Season:** 17 (2004-05)

**Most Losses in a Season:** 8 (2024-25)

**Largest Crowd:** 18,000 vs. Kentucky (3/3/04), 18,000 vs. Georgia (2/7/09), 18,000 vs. Tennessee (3/5/09), 18,000 vs. Kentucky (1/26/10), 18,000 vs. Kentucky (1/22/11), 18,000 vs. Kentucky (1/24/15); 18,000 vs. Alabama (1/30/16); 18,000 vs. Kentucky (2/13/16); 18,000 vs. Florida (2/20/16); 18,000 vs. Georgia (2/4/17); 18,000 vs. Tennessee (1/20/18); 18,000 vs. Tennessee (1/29/19); 18,000 vs. Kentucky (1/15/20); 18,000 vs. Kentucky (1/23/24); 18,000 vs. Ole Miss (2/6/24); 18,000 vs. Tennessee (3/6/24)

**Gamecock Home Court Record:** 222-112

**Longest Home Winning Streak:** 13 (11/14/15-2/10/16)

**Longest Home Losing Streak:** 6 (1/8/25-2/12/25)

*The following are non-conference firsts in Colonial Life Arena (all against ETSU on Nov. 24, 2002):*

**Point:** Kerbrell Brown, South Carolina

**Assist:** Chuck Eidson, South Carolina

**3-Pointer:** Jerald Fields, ETSU

**Rebound:** Jerald Fields, ETSU

**Steal:** Jerald Fields, ETSU

**Blocked Shot:** Tony Kitchings, South Carolina

**Free Throw:** Rolando Howell, South Carolina

*With the first-ever SEC game against Ole Miss in (then named) The Carolina Center on Jan. 8, 2003, the following are South Carolina's firsts for men's games against the SEC:*

**Point:** Derrick Allen, Ole Miss

**Assist:** Michael Boynton, South Carolina

**Three-Pointer:** Aaron Harper, Ole Miss

**Rebound:** Derrick Allen, Ole Miss

**Steal:** Chuck Eidson, South Carolina

**Blocked Shot:** Rolando Howell, South Carolina

**Free Throw:** Tarence Kinsey, South Carolina

**Charge Taken:** Rolando Howell, South Carolina

Tony Kitchings scored South Carolina's first point in an SEC game, Carlos Powell hit the first 3-pointer and Tarence Kinsey pulled down the first rebound.

### Individual

#### Most Points

44, Sindarius Thornwell (South Carolina) vs. Alabama, 2/7/17

#### Most Field Goals Made

15, Laimonas Chatkevicius (South Carolina) vs. Mississippi State, 3/15/16

#### Most Field Goals Attempted

29, Devan Downey (South Carolina) vs. Kentucky, 1/26/09

#### Highest Field Goal % (min. 5 attempts)

1.000 (10-10), Collin Murray-Boyles (South Carolina), vs. East Carolina, 12/7/24; (7-7), Laimonas Chatkevicius (South Carolina), vs. Lipscomb, 11/27/15; Jalyn McCreary (South Carolina), vs. Georgia, 2/26/20

#### Most Three Pointers Made

11, Michael Frazier (Florida), 3/4/14

#### Most Three Pointers Attempted

18, Michael Frazier (Florida), 3/4/14

#### Most Free Throws Made

25, Sindarius Thornwell (South Carolina) vs. Alabama, 2/7/17

#### Most Consecutive Free Throws Made

13, Keenan Evans (Texas Tech) vs. South Carolina, 1/27/18

#### Most Free Throws Attempted

33, Sindarius Thornwell (South Carolina) vs. Alabama, 2/7/17

#### Most Rebounds

21, Sindarius Thornwell (South Carolina) vs. Alabama, 2/7/17

#### Most Assists

12, Sharife Cooper (Auburn), 2-23-21; Wendell Green Jr. (Auburn), 1-21-23

#### Most Blocks

10, Sam Muldrow (South Carolina) vs. Vanderbilt, 1/8/11

**COACH J.H. BROWN****0-3 (1 YEAR)****1908-09 (0-3 OVERALL)**

O.30	Furman	19-21	L
D.19	Columbia YMCA	21-37	L
F.25	Wofford	18-23	L

**COACH F.E. SCHOFIELD****0-1 (1 YEAR)****1909-10 (0-1 OVERALL)**

N. 2	Davidson	8-29	L
------	----------	------	---

**1910-11 (1-1 OVERALL)****NO COACH**

F.14	Columbia YMCA	31-18	W
F.18	at Newberry	5-38	L

**COACH JAMES G. DRIVER****5-7 (2 YEARS)****1911-12 (3-4 OVERALL)**

J. 7	Olympia YMCA*	33-5	W
J.12	Newberry	(OT) 25-27	L
J.19	Davidson	33-35	L
F.13	at Wofford	27-26	W
F.23	Olympia YMCA	16-10	W
F.28	at Newberry	6-24	L
F.29	at Wofford	20-26	L

\* — First game at Carolina Gymnasium

**1912-13 (2-3 OVERALL)**

J.10	at Washington & Lee	7-47	L
J.11	at V.M.I.	13-26	L
J.31	Newberry	44-10	W
F. 6	Clemson	39-18	W
F.22	Wake Forest	20-27	L

**COACH JOHN BLACKBURN****5-4-1 (1 YEAR)****1913-14 (5-4-1 OVERALL)**

D.12	Newberry	30-10	W
J.13	at Wake Forest	8-54	L
J.14	at N.C. State	15-30	L
J.16	at Washington & Lee	5-52	L
J.17	at V.M.I.	6-35	L
F. 7	The Citadel	24-15	W
F.14	Furman	32-16	W
F.17	at Newberry	16-16	T
F.21	Wofford	37-21	W
F.28	Clemson	29-16	W

**COACH L.W. HILL****2-7 (1 YEAR)****1914-15 (2-7 OVERALL)**

D.12	Wofford	23-34	L
D.17	Mills YMCA	43-11	W
J.22	The Citadel	17-24	L
F.11	Furman	24-18	W
F.17	Newberry	23-25	L
F.20	Wake Forest	11-64	L
F.22	at Wofford	14-28	L
F.24	at Newberry	23-29	L
M. 4	Clemson	29-37	L

**COACH CHARLES C. FARRELL****4-6 (1 YEAR)****1915-16 (4-6 OVERALL)**

J. 8	Mills YMCA	49-15	W
J.12	Wofford	19-21	L
J.21	Clemson	41-20	W
F. 4	Newberry	25-35	L
F. 7	Furman	45-18	W
F.11	at Newberry	13-30	L
F.12	at Wofford	17-41	L
F.14	at Furman	23-42	L
F.18	The Citadel	29-25	W
F.26	at The Citadel	19-30	L

**COACH DIXON FOSTER****26-31 (4 YEARS)****1916-17 (7-8 OVERALL)**

J.13	Wofford	23-38	L
J.17	College of Charleston	53-9	W
J.20	Presbyterian	32-29	W
J.24	Clemson	34-19	W
F. 8	Porter Military Acad. (OT)	40-35	W
F.13	Columbia Outlaws	63-25	W
F.17	The Citadel	36-23	W
F.19	at Newberry	19-73	L
F.20	at Presbyterian	28-34	L
F.21	at Wofford	28-44	L
F.22	at Clemson	27-51	L
F.28	Newberry	33-44	L
M.2	at The Citadel	17-47	L
M.3	at Col. of Charleston	36-6	W
M.3	Porter Military Acad.	32-34	L

**1917-18 (8-5 OVERALL)**

J.16	323rd Regiment	46-27	W
J.19	402nd Signal Battalion	68-7	W
J.25	317th Field Artillery	71-16	W
J.26	Camp Jackson Division	30-47	L
F. 2	Mercer	33-43	L
F.12	Camp Jackson Qtrm.	20-24	L
F.26	at Wofford	27-26	W
F.27	at Guilford	28-26	W
F.28	at North Carolina	21-58	L
M. 1	at N.C. State	12-32	L
M. 4	Wofford	45-11	W
M. 6	Presbyterian	47-28	W
M. 9	at Presbyterian	36-28	W

**1918-19 (4-7 OVERALL)**

J.22	Presbyterian	31-22	W
J.26	at Newberry	39-17	L
J.29	Cam3-45		L
F.15	Camp Jackson Qtrm.	26-31	L
F.19	at Wofford	34-31	W
F.25	Wofford	18-24	L
F.28	Newberry	49-12	W
M. 1	The Citadel	25-33	L
M. 7	at West End Ath. Club	24-34	L
M. 9	at The Citadel	15-25	L

**1919-20 (7-11 OVERALL)**

J.10	Columbia YMCA	27-31	L
J.13	Camp Jackson	18-26	L
J.17	Newberry	24-8	W
J.19	Clemson	22-15	W
J.22	The Citadel	22-34	L
J.28	Columbia YMCA	29-22	W
F.17	Presbyterian	31-22	W
F.20	Charlotte YMCA	41-49	L
F.21	at Davidson	25-27	L
F.22	Furman	16-11	W
F.23	at Clemson	15-38	L
F.24	at Wofford	20-33	L

F.25	at Spartanburg YMCA	22-39	L
F.26	Davidson	18-28	L
F.27	at The Citadel	22-34	L
F.28	West End Athletic Club	25-24	W
M.2	at Newberry	21-30	L
M.3	at Furman	18-14	W

**COACH SOL METZGER****7-11 (1 YEAR)****1920-21 (7-11 OVERALL)**

J.13	at Trinity (Duke)	12-40	L
J.14	at North Carolina	15-34	L
J.15	at N.C. State	24-25	L
J.18	at Washington & Lee	11-33	L
F. 2	Richland American Legion	30-19	W
F. 5	Col. of Charleston	20-13	W
F. 8	The Citadel	22-13	W
F.11	at Furman	26-16	W
F.12	at Wofford	21-25	L
F.14	at Clemson	16-44	L
F.15	at Presbyterian	16-17	L
F.17	Clemson	10-24	L
F.19	Wofford	11-18	L
F.24	Presbyterian	21-15	W
M. 7	Furman	21-15	W
M. 9	North Carolina	15-38	L
M.11	at College of Charleston	31-11	W
M.12	at The Citadel	15-27	L

**COACH LANA A. SIMS****7-12 (1 YEAR)****1921-22 (7-12 OVERALL)**

J.12	at North Carolina	28-44	L
J.13	at Trinity (Duke)	25-41	L
J.14	at N.C. State	14-19	L
J.16	at Richmond	25-27	L
J.19	at Lynchburg Elks	7-50	L
F. 1	Newberry	27-33	L
F. 4	Georgia	27-36	L
F. 6	Furman	30-23	W
F. 9	Presbyterian	35-9	W
F.11	Wofford	22-20	W
F.13	The Citadel	18-17	W
F.15	at Newberry	27-34	L
F.16	at Wofford	37-17	W
F.17	at Furman	24-27	L
F.18	at Presbyterian	32-13	W
F.24	Wofford@	34-18	W
F.25	Georgia Tech@	23-34	L
M.3	at West End Ath. Club	29-35	L
M.4	at The Citadel	16-29	L

@ — SIAA Tournament (Atlanta, Ga.)

**COACH JACK CRAWFORD****17-22 (2 YEARS)****1922-23 (6-13 OVERALL;****0-3 SOCON)**

J.12	at College of Charleston	32-10	W
J.13	at The Citadel	22-16	W
J.18	at Wofford	21-24	L
J.19	at Furman	13-26	L
J.20	at Clemson*	19-27	L
J.24	at Newberry	9-41	L
F. 5	The Citadel	34-10	W
F. 6	Wofford	29-11	W
F. 8	at Guilford	20-35	L
F. 9	at Lynchburg	28-40	L
F.10	at Georgetown	14-31	L
F.11	at Catholic	14-41	L
F.13	at Washington & Lee*	19-26	L
F.14	at V.M.I.*	9-23	L
F.16	Furman	24-34	L
F.19	Newberry	21-37	L

F.21	Pacific Mills	28-19	W
F.24	Columbia Mills	28-14	W
F.28	Alabama#	24-49	L

\* — Southern Conference game (1922-23 season through 1952-53 season)

# — SIAA Tournament (Atlanta, Ga.)

**1923-24 (11-9 OVERALL;****2-2 SOCON)**

J. 9	Georgia*	29-38	L
J.11	at College of Charleston	29-24	W
J.12	at The Citadel	26-24	W
J.17	at Clemson*	30-16	W
J.18	at Furman	32-38	L
J.19	at Wofford	24-27	L
J.31	Wofford	29-23	W
F. 4	at The Citadel	26-18	W
F. 5	Pacific Mills	22-15	W
F. 7	Trinity (Duke)	36-19	W
F. 8	Southern College	39-27	W
F.11	at Newberry	19-34	L
F.13	at Davidson	29-35	L
F.14	at North Carolina*	19-53	L
F.15	at Trinity (Duke)	24-42	L
F.16	at N.C. State*	(OT) 27-25	W
F.18	Presbyterian	32-16	W
F.20	Newberry	25-36	L
F.22	Furman	36-32	W
F.29	Tulane@	23-60	L

@ — Southern Conference Tournament (Atlanta, Ga.)

**COACH BRANCH BOBCOCK****33-16 (3 YEARS)****1924-25 (10-7 OVERALL;****4-2 SOCON)**

J.17	Georgia*	35-27	W
J.21	Newberry	27-22	W
J.23	at College of Charleston	40-20	W
J.24	at The Citadel	29-34	L
J.29	Clemson*	35-18	W
F. 6	Furman	25-30	L
F.10	The Citadel	32-29	W
F.12	at North Carolina*	28-27	W
F.13	at N.C. State*	24-23	W
F.14	at Navy	22-43	L
F.16	at Catholic	28-23	W
F.17	at Maryland*	22-38	L
F.18	at Virginia*	14-36	L
F.21	College of Charleston	41-22	W
F.23	at Newberry	23-39	L
F.24	Wofford	46-20	W
F.26	Virginia	25-31	L

@ — Southern Conference Tournament (Atlanta, Ga.)

**1925-26 (9-5 OVERALL;****4-2 SOCON)**

J.11	Duke	32-36	L
J.15	at College of Charleston	40-27	W
J.16	at The Citadel	24-42	L
J.22	at Georgia*	32-57	L
J.23	at Georgia Tech*	26-20	W
J.26	Presbyterian	49-19	W
F. 9	Clemson*	35-38	L
F.11	The Citadel	28-20	W
F.12	Florida*	30-22	W
F.13	Georgia Tech*	36-19	W
F.18	College of Charleston	37-20	W
F.19	at Furman	26-43	L
F.20	at Clemson	36-20	W
F.24	Furman	27-24	W





## 1926-27 (14-4

### OVERALL; 9-1 SOCON)

J. 7	Clemson*	33-26	W
J. 8	Clemson*	37-11	W
J.12	Presbyterian	64-21	W
J.15	Tennessee*	39-24	W
J.18	Furman	27-33	L
J.21	at Clemson*	48-23	W
J.22	at Furman	21-41	L
J.24	College of Charleston	57-15	W
F.11	at Virginia*	25-23	W
F.12	at Virginia*	34-32	W
F.14	at V.M.I.*	42-40	W
F.14	at Washington & Lee*	29-38	L
F.17	Florida*#	39-33	W
F.18	Florida*	37-28	W
F.21	Davidson	34-29	W
F.25	N.C. State@	32-26	W
F.26	Georgia Tech@	32-18	W
F.28	Vanderbilt@	25-31	L
@ —	Southern Conference Tournament (Atlanta, Ga.)		
# —	First game at Carolina Fieldhouse		

## COACH BURNET STONEY

### 8-12 (1 YEAR)

#### 1927-28 (8-12 OVERALL;

##### 4-7 SOCON)

J. 7	Parris Island	54-38	W
J.10	Presbyterian	38-22	W
J.12	Duke	32-39	L
J.14	at The Citadel	28-47	L
J.17	Wofford	37-30	W
J.20	Virginia*	28-33	L
J.21	Virginia*	29-38	L
J.25	N.C. State*	22-48	L
J.26	N.C. State*	38-30	W
F. 6	Florida*	31-41	L
F. 7	Florida*	47-40	W
F.10	at Clemson*	33-38	L
F.11	at Furman	36-44	L
F.13	The Citadel	32-24	W
F.16	at Washington & Lee*	51-45	W
F.17	at V.M.I.*	35-31	W
F.18	at Virginia*	27-36	L
F.20	Furman	34-41	L
F.22	Clemson*	(2OT)46-48	L
F.24	Kentucky@	40-56	L
@ —	Southern Conference Tournament (Atlanta, Ga.)		

## COACH A.W. NORMAN

### 57-57 (6 YEARS)

#### 1928-29 (8-13 OVERALL;

##### 4-9 SOCON)

D.28	at Tennessee*	20-29	L
D.29	at Tennessee*	14-23	L
D.31	at Jewish Prog. Club	28-41	L
J. 1	at Georgia*	28-54	L
J. 2	at Georgia*	21-46	L
J. 5	Presbyterian	50-23	W
J. 9	Wofford	42-24	W
J.11	at College of Charleston	47-23	W
J.12	at The Citadel	36-47	L
J.15	Clemson*	(OT)27-24	W
J.17	at North Carolina*	28-25	W
J.18	at Duke*	35-45	L
J.19	at N.C. State*	15-48	L
F. 1	North Carolina*	33-45	L
F. 4	N.C. State*	34-32	W
F. 6	Duke*	39-44	L
F. 9	Sewanee*	37-23	W
F.13	The Citadel	40-51	L
F.15	at Clemson*	12-17	L
F.16	at Furman	46-42	W
F.21	Furman	22-40	L

## 1929-30 (6-10

### OVERALL; 0-6 SOCON)

J. 6	College of Charleston	31-26	W
J. 7	Presbyterian	44-19	W
J.10	at Georgia Tech*	16-31	L
J.11	at Auburn*	22-30	L
J.13	at Atlanta Athletic Club	24-50	L
J.14	at Jewish Prog. Club	40-35	W
J.17	at College of Charleston	32-40	L
J.18	at The Citadel	31-27	W
J.21	Wofford	23-20	W
J.23	Furman	20-39	L
F.11	Duke*	26-33	L
F.12	The Citadel	32-31	W
F.14	Florida*	23-30	L
F.15	Florida*	21-40	L
F.21	at Clemson*	24-47	L
F.22	at Furman	11-70	L

## 1930-31 (1-17 OVERALL;

### 1-12 SOCON)

J. 3	at Georgia*	16-31	L
J. 5	at Alabama*	11-45	L
J. 6	at Auburn*	21-31	L
J. 7	at Georgia Tech*	30-25	W
J.12	at Duke*	16-44	L
J.13	at North Carolina*	8-38	L
J.15	Presbyterian	25-31	L
J.22	Furman	17-26	L
J.24	Auburn*	16-36	L
F. 4	Georgia*	21-27	L
F. 6	at Furman	11-21	L
F.10	Florida*	27-43	L
F.11	Florida*	32-42	L
F.12	The Citadel	19-22	L
F.16	at Florida*	39-63	L
F.17	at Florida*	20-39	L
F.19	Davidson	26-35	L
F.21	Georgia Tech*	17-41	L

## 1931-32 (9-7 OVERALL;

### 2-2 SOCON)

J. 7	Clemson*	22-24	L
J. 8	Clemson*	31-23	W
J.14	Wofford	24-25	L
F.16	Newberry	29-28	W
F.19	Presbyterian	39-20	W
J.21	Furman	24-31	L
F. 3	Erskine	29-20	W
F. 5	at College of Charleston	37-28	W
F. 6	at The Citadel	25-17	W
F.11	at Furman	19-22	L
F.12	at Clemson*	22-31	L
F.13	at Clemson*	24-22	W
F.17	The Citadel	24-22	W
F.20	at Wofford	32-35	L
F.23	College of Charleston	42-32	W
F.25	at Newberry	22-36	L

## COACH BILLY LAVAL

### 17-2 (1 YEAR)

#### 1932-33 (17-2 OVERALL;

##### 4-0 SOCON)

J. 5	at Tennessee	33-29	W
J. 6	at Sewanee	55-24	W
J. 7	at Vanderbilt	29-31	L
J.10	at Kentucky	36-44	L
J.17	at Presbyterian	64-20	W
J.20	Clemson*	47-26	W
F. 3	Kentucky	44-38	W
F. 8	The Citadel	57-36	W
F.10	N.C. State*	49-25	W
F.11	Newberry	42-31	W
F.15	at Newberry	37-27	W
F.16	Furman	43-29	W

F.17	Erskine	49-29	W
F.18	Duke*	46-23	W
F.21	at Clemson*	28-20	W
F.22	at Furman	36-26	W
F.24	Maryland@	65-28	W
F.25	North Carolina@	(2OT)34-32	W
F.27	Duke@	33-21	W
@ —	Southern Conference Tournament (Raleigh, N.C. — Champions)		

## COACH NORMAN

### 1933-34 (18-1 OVERALL;

#### 6-0 SOCON)

J. 4	Presbyterian	84-9	W
J. 9	Wofford	44-33	W
J.12	Wake Forest	40-23	W
J.16	Newberry	52-28	W
J.19	at Clemson*	41-15	W
J.20	at Furman	43-18	W
F. 5	Erskine	80-28	W
F. 7	at Newberry	49-27	W
F.10	Furman	49-14	W
F.12	Florida	52-31	W
F.13	Florida	36-31	W
F.16	Clemson*	42-17	W
F.17	Clemson*	41-18	W
F.19	at N.C. State*	33-27	W
F.20	at Duke*	28-23	W
F.21	at North Carolina*	45-30	W
F.24	at Wofford	37-31	W
M. 1	at N.C. State@	24-43	L
M.28	Pittsburgh	38-35	W
@ —	Southern Conference Tournament (Raleigh, N.C.)		

## 1934-35 (15-9

### OVERALL; 5-7 SOCON)

D.17	Duke*	24-23	W
D.20	College of Charleston	43-23	W
J. 4	at Maryland*	21-35	L
J. 5	at Virginia*	27-33	L
J. 8	Auburn	35-34	W
J. 9	Auburn	42-26	W
J.10	Erskine	58-32	W
J.12	at The Citadel	33-17	W
J.16	Furman	42-24	W
J.19	N.C. State*	42-25	W
J.21	at Florida	37-35	W
J.22	at Florida	28-16	W
F. 2	V.M.I.*	36-20	W
F. 5	Clemson*	38-30	W
F. 7	at N.C. State*	25-30	L
F. 9	North Carolina*	31-32	L
F.12	The Citadel	54-25	W
F.14	at Clemson*	16-22	L
F.15	at Furman	25-30	L
F.16	at Wofford	31-25	W
F.20	at North Carolina*	17-42	L
F.21	at Duke*	34-37	L
F.23	Washington & Lee	46-30	W
F.28	North Carolina@	25-46	L
@ —	Southern Conference Tournament (Raleigh, N.C.)		

## COACH TED PETOSKEY

### 37-67 (5 YEARS)

#### 1935-36 (11-8 OVERALL;

##### 1-6 SOCON)

J. 7	Col. of Charleston	35-31	W
J.11	Erskine	OT 28-27	W
J.15	Newberry	27-23	W
J.17	at Clemson*	30-31	L
J.18	at Furman	32-36	L
J.20	at North Carolina*	18-38	L
J.21	at N.C. State*	31-54	L
F. 1	North Carolina*	41-43	L
F. 4	Presbyterian	33-24	W
F. 7	at Newberry	48-33	W
F.11	The Citadel	54-18	W
F.12	Wofford	45-32	W
F.15	Clemson*	30-43	L
F.17	N.C. State*	23-39	L
F.20	at Presbyterian	33-32	W
F.22	at Wofford	19-30	L
F.24	Furman	34-33	W
F.26	at College of Charleston	28-23	W
F.29	V.M.I.*	37-34	W

## 1936-37 (13-7 OVERALL;

### 8-4 SOCON)

D.14	at Erskine	24-28	L
D.15	Presbyterian	31-21	W
D.17	Duke*	35-45	L
J. 7	at Duke*	24-52	L
J. 8	at N.C. State*	36-40	L
J.12	Furman*	54-24	W
J.14	Erskine	40-24	W
J.16	at Virginia	19-38	L
J.18	at V.M.I.*	50-37	W
J.20	at Davidson*	39-35	W
F. 5	Clemson*	(OT) 32-30	W
F. 8	N.C. State*	30-23	W
F.15	at Presbyterian	32-21	W
F.16	Mexico City YMCA	28-25	W
F.17	at Furman	43-28	W
F.18	Davidson*	40-29	W
F.23	at Clemson*	29-31	L
F.27	at The Citadel*	48-27	W
M. 1	The Citadel*	34-32	W
M. 4	Washington & Lee@	22-42	L
@ —	Southern Conference Tournament (Raleigh, N.C.)		

## 1937-38 (3-21 OVERALL;

### 1-13 SOCON)

D.11	College of Charleston	41-18	W
D.14	Roanoke	27-31	L
D.15	Duke*	32-26	W
D.18	Tennessee	21-31	L
J. 4	at Georgia	24-26	L
J. 8	at The Citadel*	21-31	L
J.11	at Davidson*	27-36	L
J.12	at Duke*	34-42	L
J.14	N.C. State*	27-37	L
J.29	Presbyterian	28-32	L
J.31	Georgia	22-35	L
F. 2	Marshall	15-46	L
F. 3	Furman*	33-40	L
F. 5	at N.C. State*	22-41	L
F. 7	at Wake Forest*	31-59	L
F. 9	at Georgia Tech	35-57	L
F.11	Clemson*	38-54	L
F.14	at Presbyterian	31-30	W
F.15	The Citadel*	27-37	L
F.17	Wake Forest*	35-42	L
F.19	at Clemson*	39-58	L
F.21	at Furman*	38-41	L
F.24	Davidson*	22-36	L
F.26	Georgia Tech	30-51	L



## 1938-39 (5-18)

## OVERALL; 3-8 SOCON)

J. 3	at Georgia	24-39	L
J. 5	Wake Forest*	47-59	L
J. 7	Newberry	32-40	L
J. 9	at Tennessee	18-44	L
J.10	at Davidson*	24-37	L
J.12	Erskine	18-32	L
J.13	at The Citadel*	37-40	L
J.16	Presbyterian	24-32	L
J.17	Furman*	34-27	W
J.31	Georgia	34-49	L
F. 2	Georgia Tech	25-29	L
F. 3	at Newberry	28-43	L
F. 4	at Wake Forest*	24-60	L
F. 7	at Presbyterian	34-32	W
F.10	Clemson*	16-38	L
F.11	at Furman*	40-32	W
F.14	The Citadel*	38-50	L
F.16	at Erskine*	40-32	W
F.17	at Wofford	31-33	L
F.18	at Clemson*	16-43	L
F.22	at Georgia Tech	28-38	L
F.23	Davidson*	30-36	L
F.27	Wofford	34-31	W

## 1939-40 (5-13)

## OVERALL; 3-10 SOCON)

J. 3	Furman*	25-32	L
J. 5	at Georgia	31-47	L
J. 6	Georgia Tech	34-30	W
J. 9	Wake Forest*	38-57	L
J.12	N.C. State*	33-26	W
F.13	at The Citadel*	27-33	L
J.16	Georgia	33-40	L
J.17	Presbyterian	23-33	L
J.27	at Presbyterian	35-30	W
J.29	Maryland*	33-30	W
F. 2	The Citadel*	26-27	L
F. 9	Clemson*	32-37	L
F.13	at Furman*	43-54	L
F.17	at Clemson*	25-56	L
F.19	Davidson*	47-39	W
F.21	at Davidson*	39-52	L
F.22	at N.C. State*	26-37	L
F.23	at Wake Forest*	35-48	L

COACH FRANK  
JOHNSON

## 174-175 (14 1/2 YEARS)

## 1940-41 (15-9)

## OVERALL; 8-3 SOCON)

D.16	at Erskine	42-21	W
D.18	Erskine	27-20	W
D.30	Georgia Tech+	34-39	L
D.31	Georgia Tech	35-44	L
J. 6	at Georgia	48-44	W
J. 7	at Georgia Tech	34-41	L
J.10	Furman*	38-32	W
J.13	George Washington	31-46	L
J.14	Davidson*	49-27	W
J.16	at Presbyterian	38-34	W
J.17	The Citadel*	49-28	W
J.30	at Furman*	32-31	W
F. 3	at The Citadel*	55-37	W
F. 4	Georgia	43-50	L
F. 7	Clemson*	50-31	W
F.10	Presbyterian	49-34	W
F.15	at Clemson*	40-39	W
F.17	Wake Forest*	35-36	L
F.20	at Davidson*	48-52	L
F.21	at Wake Forest*	43-58	L
F.22	N.C. State*	56-40	W
F.27	Richmond@	41-32	W
F.28	V.M.I.@	37-36	W
M. 1	Duke@	30-53	L
+ — at Augusta, Ga.			

@ — Southern Conference Tournament  
(Raleigh, N.C.)

## 1941-42 (12-9 OVERALL;

## 8-4 SOCON)

D.19	at Xavier (Ohio)	43-63	L
D.20	at Michigan St.	29-41	L
D.22	at Kentucky	25-64	L
J. 5	at Georgia	37-30	W
J. 7	Wofford	37-31	W
J. 9	at Furman*	33-35	L
J.10	Georgia Tech	32-35	L
J.14	Davidson*	30-22	W
J.17	North Carolina*	38-36	W
J.30	Furman*	58-26	W
F. 1	The Citadel*	47-27	W
F. 6	Clemson*	62-35	W
F. 9	Presbyterian	(OT)55-53	W
F.12	Wake Forest*	38-40	L
F.14	at Clemson*	38-24	W
F.17	Newberry	53-39	W
F.21	at The Citadel*	(OT)54-52	W
F.26	at Davidson*	46-39	W
F.27	at Wake Forest*	44-55	L
F.28	at N.C. State*	54-64	L
M. 5	at N.C. State@	43-56	L
@ — Southern Conference Tournament (Raleigh, N.C.)			

## COACH REX ENRIGHT

## 11-6 (1 YEAR)

## 1942-43 (13-6 OVERALL;

## 6-3 SOCON)

## COACH JOHNSON (2-0)

D.14	Erskine	66-29	W
J. 5	Presbyterian	37-36	W
J. 9	at Georgia Tech	23-33	L
J.11	Wake Forest*	43-24	W
J.12	Georgia	43-35	W
J.16	at Davidson*	43-58	L
F. 2	The Citadel*	47-41	W
F. 4	Davidson*	68-54	W
F. 5	Clemson*	48-30	W
F. 9	Col. of Charleston	50-34	W
F. 9	Columbia Air Base	33-16	W
F.13	at Clemson*	42-40	W
F.15	at Presbyterian	51-64	L
F.16	Newberry	47-35	W
F.19	Wake Forest*+	39-34	W
F.20	at North Carolina*	27-50	L
F.26	at Col. of Charleston	45-42	W
F.27	at The Citadel*	38-44	L
M. 4	The Citadel@	23-37	L
+ — at Raleigh, N.C.			
@ — Southern Conference Tournament (Raleigh, N.C.)			

COACH LT. HENRY  
FINDLEY

## 13-2 (1 YEAR)

## 1943-44 (13-2 OVERALL)

J.11	Camp Butler	65-30	W
J.12	Fort Jackson	44-64	L
J.14	at College of Charleston	88-39	W
J.15	Charleston Coast Guard	37-34	W
J.20	Columbia Air Base	76-33	W
J.25	at Columbia Air Base	57-25	W
J.26	Newberry	43-40	W
J.28	Daniel Field	71-43	W
J.29	at Georgia	64-48	W
F. 1	Georgia	67-35	W
F. 4	at Duke	40-46	L
F. 5	at Newberry	67-51	W

F. 8	Fort Jackson	48-44	W
F.12	at Clemson	66-37	W
F.19	Clemson	57-31	W

## COACH JOHNNIE

## MCMILLAN

## 19-3 (1 YEAR)

## 1944-45 (19-3

## OVERALL; 9-0 SOCON)

D.16	North Carolina*	38-27	W
D.19	812th Tankers	48-33	W
D.20	300th Infantry	51-33	W
J. 5	at Davidson*	60-26	W
J. 6	at North Carolina*	41-40	W
J.12	Fort Jackson	46-56	L
J.13	at Newberry	52-16	W
J.15	Georgia	53-25	W
J.19	at Clemson*	58-34	W
J.20	at Wofford	66-43	W
J.25	Newberry	61-36	W
J.27	at The Citadel*	59-27	W
J.31	300th Infantry	64-52	W
F. 2	at Furman*	75-41	W
F. 3	Columbia Air Base	64-19	W
F. 7	Furman*	71-17	W
F. 8	Clemson*	76-38	W
F. 9	Fort Jackson	46-58	L
F.10	Wofford	68-20	W
F.17	The Citadel*	73-47	W
F.22	Clemson@	55-24	W
E.23	North Carolina@	26-39	L
@ — Southern Conference Tournament (Raleigh, N.C.)			

## COACH DICK

## ANDERSON

## 4-8 (1/2 YEAR)

## 1945-46 (9-11 OVERALL;

## 4-7 SOCON)

## COACH ANDERSON (4-8)

D.21	at North Carolina*	32-56	L
J. 3	Duke*	35-52	L
J. 4	at Clemson*	42-47	L
J. 5	Newberry	53-21	W
J. 9	Cherry Point	35-45	L
J.12	Fort Jackson	50-59	L
J.15	at Newberry	67-32	W
J.18	Georgia	42-30	W
J.19	North Carolina*	31-52	L
J.22	The Citadel*	66-29	W
J.23	at Duke*	33-55	L
J.29	at Furman*	42-50	L

## COACH JOHNSON (5-3)

F. 2	at Georgia Tech	45-55	L
F. 3	Fort Benning	43-47	L
F. 5	Furman*	58-50	W
F. 8	Clemson*	51-41	W
F. 9	at Georgia	47-36	W
F.15	at The Citadel*	52-33	W
F.16	Georgia Tech	63-47	W
F.19	Wake Forest*	44-54	L

## COACH JOHNSON

## 1946-47 (16-9

## OVERALL; 7-5 SOCON)

D.14	at Georgia Tech	34-51	L
D.16	at Bradley	41-60	L
D.17	at Western Michigan	46-65	L
J. 7	Wake Forest*	55-41	W
J.10	at Georgia	55-50	W
J.11	at Erskine	55-39	W
J.15	The Citadel*	62-33	W

J.18	Furman*	47-42	W
J.25	Clemson*	73-39	W
J.27	at North Carolina*	49-50	L
J.28	Davidson*+	43-74	L
J.31	Furman*	57-55	W
F. 1	Davidson*	50-52	L
F. 4	Presbyterian	55-37	W
F. 6	Newberry	83-33	W
F. 8	at Clemson*	73-55	W
F.11	Erskine	78-42	W
F.14	at The Citadel*	49-45	W
F.16	Georgia	51-40	W
F.17	North Carolina*	47-53	L
F.20	at Newberry	53-42	W
F.21	at Wake Forest*	47-52	L
F.24	Col. of Charleston	57-48	W
F.28	at Duke@	56-54	W
M. 1	North Carolina@	33-58	L
+ — at Charlotte, N.C.			
@ — Southern Conference Tournament (Durham, N.C.)			

## 1947-48 (12-11

## OVERALL; 8-7 SOCON)

D.15	Newberry	71-30	W
D.19	George Washington*	49-60	L
D.20	Haines Hosiery	51-60	L
D.22	at Bowling Green	73-95	L
J. 2	Florence All-Stars	80-14	W
J. 6	at Wake Forest*	65-60	W
J. 7	at North Carolina*	45-63	L
J. 9	at The Citadel*	49-41	W
J.10	Davidson*	60-45	W
J.13	at Georgia	57-70	L
J.16	at Maryland*	54-68	L
J.17	at George Washington*	70-64	W
J.21	at Clemson*	73-54	W
J.31	Furman*	68-55	W
F. 6	Clemson*	59-57	W
F.10	at Davidson*	44-69	L
F.13	at Furman*	38-50	L
F.14	at Newberry	60-45	W
F.20	Wake Forest*	46-52	L
F.23	Maryland*	53-54	L
F.25	Georgia	64-61	W
F.26	The Citadel*	53-38	W
M. 2	at Duke@	48-63	L
@ — Southern Conference Tournament (Durham, N.C.)			

1948-49 (10-12; 7-6 SO-  
CON)

D.11	Newberry	63-47	W
D.17	at Miami (Fla.)	40-59	L
D.18	at Miami (Fla.)	64-65	L
D.21	at Bowling Green	54-83	L
D.22	at Lawrence Tech	53-65	L
J. 8	Davidson*+	53-64	L
J.11	The Citadel*	60-35	W
J.14	Wake Forest*	66-45	W
J.18	Georgia	43-49	L
J.21	at Clemson*	51-48	W
J.31	Furman*	72-62	W
F. 4	Clemson*	82-49	W
F. 7	at George Washington*	51-81	L
F. 8	at Maryland*	49-79	L
F.12	at Furman*	59-68	L
F.13	at Newberry	50-46	W
F.19	Maryland*	56-57	L
F.21	North Carolina*	48-62	L
F.24	Davidson*	69-53	W
F.25	at The Citadel*	58-45	W
F.26	at Georgia	64-63	W
M.2	George Washington@	45-62	L
+ — at Charlotte, N.C.			
@ — Southern Conference Tournament (Durham, N.C.)			





## 1949-50 (13-9)

### OVERALL; 12-5 SOCON

D.14	at Miami (Fla.)	54-64	L
D.15	at Miami (Fla.)	56-57	L
D.17	at Georgia	62-77	L
D.20	Duke*	54-44	W
J. 3	at Furman*	52-41	W
J. 6	at Wake Forest*	52-57	L
J.10	Furman*	49-48	W
J.12	at The Citadel*	67-46	W
J.14	Georgia	54-43	W
J.18	at Duke*	60-79	L
J.19	at North Carolina*	42-64	L
J.21	at Clemson*	66-56	W
J.31	at Davidson*	66-46	W
F. 3	Clemson*	43-40	W
F. 6	George Washington*	46-71	L
F. 8	Davidson*	58-56	W
F.12	at Richmond*	60-65	L
F.13	at Maryland*	61-56	W
F.17	Wake Forest*	49-43	W
F.21	The Citadel*	68-42	W
F.24	Maryland*	59-44	W
M. 2	at Duke@	41-53	L
@ —	Southern Conference Tournament (Durham, N.C.)		

## 1950-51 (13-12)

### OVERALL; 12-7 SOCON

D. 8	Newberry	57-33	W
D.12	at Georgia	58-60	L
D.14	Furman*	92-42	W
D.16	at West Virginia*	55-61	L
D.18	at Duquesne	(OT)64-67	L
J. 1	at Long Island	58-84	L
J. 5	Davidson*	69-52	W
J. 6	at Furman*	52-47	W
J. 9	at Clemson*	76-61	W
J.11	at Duke*	58-60	L
J.12	Virginia Tech*+	64-68	L
J.15	The Citadel*	79-45	W
J.17	West Virginia*	56-53	W
J.30	Duke*	82-62	W
F. 2	Maryland*	70-43	W
F. 5	at Davidson*	74-71	W
F. 6	at Wake Forest*	56-70	L
F. 9	North Carolina*	66-65	W
F.12	at Maryland*	37-47	L
F.13	at Geo. Washington	(OT)80-89	L
F.16	Wake Forest*	66-64	W
F.20	at The Citadel*	82-58	W
F.23	Clemson*	72-78	L
F.27	Georgia	57-59	L
M. 3	at N.C. State@	53-83	L
+ —	at Roanoke, Va.		
@ —	Southern Conference Tournament (Raleigh, N.C.)		

## 1951-52 (14-10)

### OVERALL; 8-8 SOCON

D. 6	The Citadel*	76-56	W
D. 8	Newberry	84-40	W
D.15	Georgia Tech	64-66	L
D.27	Georgia Tech@	78-63	W
D.28	Davidson*@	63-87	L
D.28	Auburn@	70-67	W
D.31	Pennsylvania	54-87	L
J. 4	at Davidson*	76-61	W
J. 8	N.C. State*+	76-85	L
J.11	Furman*	64-73	L
J.12	at Georgia	80-63	W
J.15	Clemson*	71-65	W
J.19	Virginia Tech*	71-60	W
J.28	at Georgia Tech	67-58	W
J.31	Georgia	62-61	W
F. 2	at The Citadel*	76-59	W
F. 5	George Washington*	78-76	W

F. 7	Furman*	56-59	L
F.12	at North Carolina*	75-68	W
F.15	Davidson*	61-56	W
F.18	Wake Forest*	58-67	L
F.23	at Duke*	82-96	L
F.25	at Wake Forest*	58-73	L
F.29	at Clemson*	64-78	L
@ —	Carolinas Invitational (Charlotte, N.C.)		
+ —	at Charlotte, N.C.		

## 1952-53 (11-13)

### OVERALL; 7-12 SOCON

D. 6	Newberry	79-57	W
D.11	at Georgia	50-57	L
D.12	at Georgia Tech	66-61	W
D.15	Richmond*	78-84	L
D.20	at George Washington*	69-107	L
D.22	at West Virginia*	74-91	L
D.23	at West Virginia*	73-86	L
J. 2	Virginia Tech*+	69-66	W
J. 3	at Davidson*	66-57	W
J. 7	Duke*	67-76	L
J.12	Wake Forest*	50-68	L
J.16	Clemson*	63-74	L
J.24	Georgia Tech	70-66	W
J.29	Furman*	74-72	W
F. 2	at Clemson*	71-67	W
F. 4	N.C. State*@	51-91	L
F. 6	Davidson*	77-69	W
F.10	Georgia	72-64	W
F.13	North Carolina*	72-76	L
F.17	at Furman*	68-105	L
F.21	at Duke*	68-98	L
F.23	at Wake Forest*	62-88	L
F.27	The Citadel*	78-59	W
F.28	at The Citadel*	97-72	W
+ —	at Wytheville, Va.		
@ —	at Charlotte, N.C.		

## 1953-54 (10-16)

### OVERALL; 2-7 ACC

D. 2	Maryland*	49-53	L
D. 4	at Georgia	61-59	W
D. 5	Georgia Tech	50-45	W
D. 8	at Davidson	56-65	L
D.12	at North Carolina*	56-82	L
D.15	Wofford	96-85	W
D.18	at Maryland*	48-79	L
D.30	St. Francis (N.Y.)@	55-58	L
D.31	Denver@	63-77	L
J. 4	Duke*	69-89	L
J. 8	at Furman	75-93	L
J. 9	Newberry	85-54	W
J.12	N.C. State*+	62-68	L
J.15	Clemson*	65-57	W
J.16	at Wofford	86-71	W
F. 2	Davidson	96-73	W
F. 5	Wake Forest*	62-77	L
F. 8	George Washington	52-61	L
F.12	at The Citadel	79-59	W
F.16	at Clemson*	64-61	W
F.18	at Georgia Tech	53-58	L
F.20	Furman	50-68	L
F.22	at Wake Forest*	70-103	L
F.23	at Duke*	55-89	L
F.26	The Citadel	79-74	W
M. 4	Wake Forest#	(OT)57-58	L
@ —	All-American Tournament (Owensboro, Ky.)		
+ —	at Charlotte, N.C.		
# —	ACC Tournament (Raleigh, N.C.)		
ACC —	(1953-54 through 1970-71)		

## 1954-55 (10-17)

### OVERALL; 2-12 ACC

D. 3	Georgia	74-54	W
D.10	at North Carolina*	69-88	L
D.11	at Duke*	55-95	L
D.15	N.C. State*	62-91	L
D.18	Virginia*	82-92	L
D.22	at Georgia Tech	69-67	W
D.27	at Tennessee	82-96	L
D.28	at Kentucky Wesleyan	67-66	W
J. 2	at Virginia*	69-89	L
J. 3	at Maryland*	51-68	L
J. 7	at Newberry	112-63	W
J.10	Maryland*	52-68	L
J.12	Duke*	64-82	L
J.14	North Carolina*	64-73	L
J.18	at Clemson*	90-87	W
J.20	at The Citadel	97-72	W
J.29	Virginia Tech	90-73	W
J.31	Furman	72-86	L
F. 3	The Citadel	97-65	W
F. 6	at Miami (Fla.)	83-77	W
F.10	at Wake Forest*	81-90	L
F.11	at N.C. State*	71-93	L
F.14	at Furman	79-100	L
F.18	Clemson*	85-68	W
F.19	Georgia Tech	84-87	L
F.23	Wake Forest*	75-84	L
F.28	Duke@	67-83	L
@ —	ACC Tournament (Raleigh, N.C.)		

## 1955-56 (9-14)

### OVERALL; 3-11 ACC

D. 1	The Citadel	80-50	W
D. 3	Wofford	80-64	W
D. 9	at Duke*	67-82	L
D.10	at North Carolina*	75-92	L
D.14	N.C. State*+	66-90	L
D.17	Virginia*	70-69	W
D.28	Georgia@	85-68	W
D.29	Clemson@	87-94	L
J. 2	at Virginia*	83-84	L
J. 3	at Maryland*	57-76	L
J. 9	Maryland*	53-59	L
J.10	Duke*	52-63*	L
J.13	North Carolina*	73-75	L
J.18	Clemson*	94-79	W
J.27	Wake Forest*	75-89	L
F. 4	at The Citadel	121-71	W
F.10	at Wake Forest*	77-96	L
F.11	at N.C. State*	68-95	L
F.14	Furman	109-97	W
F.18	Georgia Tech	74-79	L
F.21	at Clemson*	89-83	W
F.25	at Furman	89-84	W
M. 1	Wake Forest#	64-79	L
+ —	at Charlotte, N.C.		
@ —	Gator Bowl Classic (Jacksonville, Fla.)		
# —	ACC Tournament (Raleigh, N.C.)		

## 1956-57 (17-12)

### OVERALL; 5-9 ACC

D. 1	Wofford	99-55	W
D. 5	Duke*	76-104	L
D. 8	Georgia	97-74	W
D.12	N.C. State*+	75-61	W
D.15	North Carolina* (OT)	86-90	L
D.19	at Tennessee	81-94	L
D.20	at Georgia Tech	90-83	W
D.21	at Georgia	96-81	W
D.27	Florida#	77-71	W
D.28	Georgia#	63-64	L
J. 5	Maryland*	68-60	W
J.12	at Wake Forest*	71-75	L
J.14	at Maryland*	59-66	L
J.15	at Virginia*	73-76	L

J.26	at Wofford	90-71	W
J.28	The Citadel	90-77	W
F. 2	at Furman	103-98	W
F. 7	Wake Forest*	55-49	W
F. 9	at N.C. State*	85-98	L
F.12	at Clemson*	71-79	L
F.15	Virginia*	97-79	W
F.19	Furman	85-77	W
F.22	at North Carolina*	62-75	L
F.23	at Duke*	81-94	L
F.26	at The Citadel	98-96	W
M. 2	Clemson*	113-85	W
M. 7	Duke%	84-81	W
M. 8	Maryland%	74-64	W
M. 9	North Carolina%	75-95	L
+ —	at Charlotte, N.C.		
# —	Gator Bowl Classic (Jacksonville, Fla.)		
% —	ACC Tournament (Raleigh, N.C.)		

## 1957-58 (5-19 OVERALL;

### 3-11 ACC)

D. 2	Georgia+	95-87	W
D. 7	Georgia Tech	70-64	W
D.11	N.C. State*	73-86	L
D.14	at North Carolina*	58-70	L
D.17	Duke*	62-51	W
D.19	at N.Y. University	66-81	L
D.21	St. Bonaventure@	59-79	L
D.30	Georgia#	58-77	L
D.31	Clemson#	65-85	L
J. 3	Maryland*	59-72	L
J. 4	Virginia*	68-74	L
J. 7	at Wake Forest*	63-87	L
J.11	Clemson*	74-67	W
J.28	at Georgia	63-84	L
J.30	at Furman	77-89	L
F. 1	North Carolina*	88-115	L
F. 3	at Duke*	49-61	L
F. 5	at N.C. State*	55-86	L
F.12	Furman	(OT)78-79	L
F.20	at Clemson*	61-60	W
F.22	Wake Forest*	59-72	L
F.28	at Virginia*	70-77	L
M. 1	at Maryland*	59-99	L
M. 6	at N.C. State\$	61-66	L
+ —	at Charlotte, N.C.		
@ —	at Buffalo, N.Y.		
# —	Gator Bowl Classic (Jacksonville, Fla.)		
\$ —	ACC Tournament (Raleigh, N.C.)		

## COACH WALT

### HAMBRICK

### 4-20 (1 YEAR)

## 1958-59 (4-20)

### OVERALL; 2-12 ACC)

D. 3	Wofford	71-54	W
D.13	Georgia	72-76	L
D.15	at Duke*	61-68	L
D.17	North Carolina*	57-70	L
D.20	at Georgia Tech	62-92	L
D.29	Davidson@	(2OT)55-62	L
D.30	Bucknell@	65-67	L
D.31	Clemson@	49-55	L
J. 5	at Clemson*	83-69	W
J. 9	Maryland*	41-59	L
J.10	Virginia*	69-64	W
J.12	at Furman	63-87	L
J.14	at Wake Forest*	58-88	L
J.27	Furman	78-68	W
J.30	N.C. State*+	53-63	L
J.31	North Carolina*+	50-62	L
F. 3	Duke*	72-80	L
F. 7	at N.C. State*	65-72	L
F.18	Georgia#	57-65	L



F21	Clemson*	(OT)56-58	L
F24	Wake Forest*	53-60	L
F27	at Maryland*	45-75	L
F28	at Virginia*	70-80	L
M. 5	at N.C. State%	(OT)72-75	L
@ —	Carousal Tournament (Charlotte, N.C.)		
+ —	at Charlotte, N.C.		
# —	at Augusta, Ga.		
% —	ACC Tournament (Raleigh, N.C.)		

## COACH BOB STEVENS 35-45 (3 YEARS)

### 1959-60 (10-16 OVERALL; 6-8 ACC)

D. 3	Erskine	67-50	W
D. 5	at North Carolina*	56-93	L
D. 8	N.C. State*	71-70	W
D.10	Georgia Tech	64-70	L
D.12	Duke*	70-72	L
D.17	at Tennessee	80-94	L
D.19	at Vanderbilt	73-85	L
D.29	at Richmond@	86-75	W
D.30	Lafayette@	86-85	W
J. 2	at Miami (Fla.)	106-107	L
J. 4	at Florida State	75-93	L
J. 8	at Maryland*	52-85	L
J. 9	at Virginia*	74-70	W
J.13	Wake Forest*	53-74	L
J.16	at Clemson*	69-74	L
J.27	Furman	91-81	W
F. 1	at Duke*	65-79	L
F. 3	Georgia	65-66	L
F. 5	Virginia*	78-77	W
F.11	at Furman	85-96	L
F.13	at Wake Forest*	94-104	L
F.19	N.C. State*+	68-66	W
F.20	North Carolina*+	85-81	W
F.24	Clemson*	66-65	W
F.27	Maryland*	66-73	L
M. 3	Duke*	69-82	L
@ —	Richmond Invitational (Richmond, Va.)		
+ —	at Charlotte, N.C.		
% —	ACC Tournament (Raleigh, N.C.)		

### 1960-61 (9-17 OVERALL; 2-12 ACC)

D. 1	Erskine	92-75	W
D. 5	Furman	63-81	L
D. 8	at Georgia	73-71	W
D.17	Florida State	81-72	W
D.18	at Duke*	79-107	L
D.22	at Virginia Tech	75-106	L
D.28	Louisiana Tech@	72-66	W
D.29	at Centenary@	97-84	W
D.30	Mississippi@	85-79	W
J. 3	at Georgia Tech	65-85	L
J. 7	at Maryland*	58-72	L
J. 9	at Virginia*	91-94	L
J.14	Clemson*	63-71	L
J.28	at N.C. State*	79-106	L
J.31	Duke*	94-107	L
F. 2	Wake Forest*	73-93	L
F. 4	Virginia*	82-90	L
F. 8	North Carolina*	89-82	W
F.11	Maryland*	64-61	W
F.14	at Furman	78-93	L
F.17	North Carolina*+	68-92	L
F.18	N.C. State*+	84-97	L
F.21	at Clemson*	72-93	L
F.25	at Wake Forest*	83-109	L
M. 2	at N.C. State%	80-78	W
M. 3	Duke%	75-92	L
@ —	Gulf South Classic (Shreveport, La.)		
+ —	at Charlotte, N.C.		
% —	ACC Tournament (Raleigh, N.C.)		

### 1961-62 (15-12 OVERALL; 7-7 ACC)

D. 2	at Lenoir-Rhyne	82-72	W
D. 4	Tennessee	79-66	W
D. 8	Virginia*	71-63	W
D.13	Duke*	69-76	L
D.16	at DePaul	60-70	L
D.18	at Michigan State	91-99	L
D.20	at Michigan	70-68	W
D.27	Memphis State@	79-78	W
D.28	Hamline@	80-77	W
D.29	at Centenary@	79-86	L
J. 3	Georgia	97-72	W
J. 6	at Maryland*	86-77	W
J. 8	at Virginia*	95-98	L
J.10	Furman	93-84	W
J.13	N.C. State*	62-56	W
J.15	at North Carolina*	71-83	L
J.30	at Duke*	73-89	L
F. 2	Wake Forest*	74-78	L
F. 6	Clemson*	86-74	W
F. 9	Maryland*	85-68	W
F.13	at Furman	59-67	L
F.16	N.C. State*+	75-76	L
F.17	North Carolina*+	97-82	W
F.20	at Clemson*	87-81	W
F.24	at Wake Forest*	85-97	L
M. 1	North Carolina%	57-55	W
M. 2	Wake Forest%	75-88	L
@ —	Gulf South Classic (Shreveport, La.)		
+ —	at Charlotte, N.C.		
% —	ACC Tournament (Raleigh, N.C.)		

### COACH CHUCK NOE 16-21 (1 1/2 YEARS)

### 1962-63 (9-15 OVERALL; 4-10 ACC)

D. 1	Erskine	68-61	W
D. 4	at Duke*	63-95	L
D. 6	at Georgia	72-85	L
D. 8	North Carolina*	65-75	L
D.15	Baldwin Wallace	62-54	W
D.20	at Bradley	65-76	L
D.22	at St. Louis	56-69	L
D.27	Canisius@	72-85	L
D.29	Rhode Island@	79-68	W
J. 5	at Maryland*	63-68	L
J. 7	at Virginia*	68-64	W
J.12	at N.C. State*	63-71	L
J.14	Furman	80-77	W
J.29	Duke*	70-88	L
F. 1	Wake Forest*	45-54	L
F. 5	at Clemson*	61-80	L
F. 9	Virginia*	66-59	W
F.11	Maryland*	44-51	L
F.13	at Furman	64-56	W
F.15	North Carolina*+	74-78	L
F.16	N.C. State*+	(2OT)70-68W	
F.19	Clemson*	51-45	W
F.23	at Wake Forest*	74-81	L
F.28	North Carolina%	76-93	L
@ —	Queen City Classic (Buffalo, N.Y.)		
+ —	at Charlotte, N.C.		
% —	ACC Tournament (Raleigh, N.C.)		

### COACH DWANE MORRISON

#### 4-8 (1/2 YEAR)

### 1963-64 (10-14 OVERALL; 7-7 ACC)

### COACH NOE (6-6)

D. 2	at North Carolina*	87-92	L
D. 7	Georgia	77-60	W
D.10	Furman	45-32	W
D.16	Duke*	70-77	L
D.21	at Ky. Wesleyan	74-82	L
D.23	at Louisville	57-66	L
D.27	Western Kentucky@	75-60	W
D.28	at Vanderbilt@	78-106	L
J. 4	at Virginia*	70-62	W
J. 6	at Maryland*	(OT) 73-69	W
J. 8	at Georgia Tech	73-87	L
J.11	N.C. State*	51-44	W

### COACH MORRISON (4-8)

J.25	Clemson*	67-56	W
J.27	at Georgia	90-112	L
J.30	at Duke*	67-80	L
F. 4	at Wake Forest*	79-92	L
F.14	N.C. State*+	(OT) 61-52	W
F.15	North Carolina*+	81-84	L
F.20	at Furman	60-79	L
F.22	Wake Forest*	59-76	L
F.25	at Clemson*	50-63	L
F.28	Virginia*	96-82	W
F.29	Maryland*	74-64	W
M. 5	North Carolina%	63-80	L
@ —	Vanderbilt Invitational Tournament (Nashville, Tenn.)		
+ —	at Charlotte, N.C.		
% —	ACC Tournament (Raleigh, N.C.)		

### COACH FRANK MCGUIRE

#### 283-142 (16 YEARS)

### 1964-65 (6-17 OVERALL; 2-12 ACC)

D. 1	Erskine	76-59	W
D. 5	North Carolina*	71-82	L
D. 8	at Wake Forest*	54-73	L
D.10	Florida Southern	94-71	W
D.12	at Duke*	72-111	L
D.17	Furman	(OT) 71-79	L
J. 4	at N.C. State*	49-68	L
J. 8	Virginia*	64-60	W
J. 9	Maryland*	70-75	L
J.26	at Furman	66-81	L
J.28	Richmond	73-60	W
J.30	at Clemson*	87-94	L
F. 3	Wake Forest*	77-70	W
F. 4	at Richmond	58-76	L
F.10	at Erskine	(OT) 59-57	W
F.13	Clemson*	67-72	L
F.17	Duke*	59-87	L
F.19	North Carolina*+	63-76	L
F.20	N.C. State*+	58-71	L
F.22	Georgia Southern	63-74	L
F.26	at Virginia*	59-70	L
F.27	at Maryland*	59-73	L
M. 4	Duke@	60-62	L
+ —	at Charlotte, N.C.		
@ —	ACC Tournament (Raleigh, N.C.)		

### 1965-66 (11-13 OVERALL; 4-10 ACC)

D. 1	Erskine	66-52	W
D. 4	at Furman	97-79	W
D. 6	Duke*	73-71	W
D.11	at Pennsylvania	42-39	W
D.16	at New York University	66-83	L
D.18	at Assumption	75-69	W
J. 3	Clemson*	57-48	W
J. 5	N.C. State*	54-55	L
J. 8	at Florida Southern	67-57	W
J.12	Furman	66-73	L
J.15	at Clemson*	82-86	L
J.29	Virginia	82-64	W
J.31	Maryland*	63-78	L
F. 5	at Wake Forest*	62-93	L
F. 7	at North Carolina*	70-104	L
F. 9	at Erskine	63-56	W
F.12	Wake Forest*	63-65	L
F.14	at Duke*	38-41	L
F.18	N.C. State*+	63-68	L
F.19	North Carolina*+	71-83	L
F.25	at Maryland*	42-56	L
F.26	at Virginia*	(OT) 59-57	W
M. 3	Clemson@	60-52	W
M. 4	at N.C. State@	62-75	L
+ —	at Charlotte, N.C.		
@ —	ACC Tournament (Raleigh, N.C.)		

### 1966-67 (16-7 OVERALL; 8-4 ACC)

D. 1	Erskine	87-57	W
D.10	at Maryland*	65-63	W
D.13	Furman	76-57	W
D.16	at Marquette@	63-61	W
D.17	Wisconsin@	84-88	L
D.19	Elon+	102-78	W
D.29	Air Force%	69-51	W
D.30	at N.C. State%	73-76	L
J. 7	Clemson*	68-80	L
J.11	at Virginia*	81-67	W
J.28	at Furman	91-61	W
J.30	Maryland*	80-60	W
F. 4	at Wake Forest*	77-60	W
F. 7	at Clemson*	57-73	L
F.13	Wake Forest*	83-66	W
F.17	North Carolina*+	55-80	L
F.18	N.C. State*+	(OT) 65-62	W
F.21	at Erskine	85-47	W
F.25	Virginia*	(OT) 68-71	L
M. 1	North Carolina*	70-57	W
M. 4	at N.C. State*	59-54	W
M. 9	Maryland\$	57-54	W
M.10	Duke\$	66-69	L
@ —	Milwaukee Classic (Milwaukee, Wis.)		
+ —	at Charlotte, N.C.		
% —	Triangle Tournament (Raleigh, N.C.)		
\$ —	ACCTournament (Greensboro, N.C.)		
[NOTE: Two regular season games with Duke were cancelled]			

### 1967-68 (15-7 OVERALL; 9-5 ACC)

D. 2	Erskine	104-54	W
D. 9	at Maryland*	65-66	L
D.11	at Virginia*	82-84	L
D.20	Furman	108-55	W
D.22	Cincinnati@	64-61	W
D.23	at Kentucky@	66-76	L
J. 3	Maryland*	68-59	W
J. 6	at Clemson*	93-71	W
J.10	Wake Forest*	88-73	W
J.13	Virginia*	94-68	W
J.30	Duke*	83-80	W
F. 3	at Wake Forest*	80-76	W
F. 7	Clemson*	89-74	W
F.13	at Erskine	72-67	W
F.16	N.C. State*+	59-72	L





F.17	North Carolina*+	80-84	L
F.20	at Furman	66-64	W
F.24	at Duke*	56-50	W
F.28	at North Carolina*	87-86	W
M.2	N.C. State*	54-55	L
M.7	Virginia%	101-78	W
M.8	North Carolina%	79-82	L
@ —	Kentucky Invitational Tournament (Lexington, Ky.)		
+ —	at Charlotte, N.C.		
% —	ACC Tournament (Charlotte, N.C.)		

## 1968-69 (21-7

### OVERALL; 11-3 ACC)

N.30	Auburn#	51-49	W
D. 4	at Wake Forest*	68-63	W
D. 7	Maryland*	79-67	W
D.14	at Virginia*	70-86	L
D.18	East Carolina	75-62	W
D.20	Davidson+	55-62	L
D.27	Rhode Island@	86-68	W
D.28	St. Joseph's (Pa.)@	64-58	W
D.30	LaSalle@	62-59	W
J. 4	Clemson*	77-62	W
J. 8	at Maryland*	69-67	W
J.14	Erskine	78-61	W
J.28	at Florida State	76-87	L
F. 1	Duke*	64-57	W
F. 3	Wake Forest*	73-62	W
F. 5	Furman	90-72	W
F. 8	at Duke*	82-72	W
F.10	at Clemson*	106-79	W
F.14	North Carolina*+	68-66	W
F.15	N.C. State*+	45-35	W
F.19	at Furman	63-53	W
F.22	Virginia*	86-70	W
F.26	North Carolina*	62-68	L
M. 1	at N.C. State*	64-67	L
M. 6	Maryland%	92-71	W
M. 7	Duke%	59-68	L
M.15	Southern Illinois\$	72-63	W
M.18	Army\$	45-59	L
+ —	at Charlotte, N.C.		
@ —	Quaker City Classic (Philadelphia, Pa.)		
% —	ACC Tournament (Charlotte, N.C.)		
\$ —	NIT (New York City, N.Y.)		
# —	First game at Carolina Coliseum		

## 1969-70 (25-3

### OVERALL; 14-0 ACC)

D. 1	at Auburn	84-63	W
D. 6	Tennessee	54-55	L
D. 8	Erskine	95-44	W
D.10	at East Carolina	68-49	W
D.13	at Virginia*	62-51	W
D.15	at Maryland*	101-68	W
D.18	Long Island+	89-52	W
D.29	New Mexico@	85-62	W
D.30	Notre Dame@	(OT) 84-83	W
J. 5	North Carolina*	65-62	W
J.10	Maryland*	55-44	W
J.12	Virginia*	63-42	W
J.14	at Furman	59-56	W
J.26	at Clemson*	97-76	W
J.28	Virginia Tech	86-54	W
J.31	at Duke*	67-55	W
F. 4	at Temple	79-71	W
F. 7	Clemson*	99-52	W
F. 9	Wake Forest*	81-54	W
F.11	Davidson	62-68	L
F.14	Duke*	82-65	W
F.18	at N.C. State*	71-69	W
F.21	at North Carolina*	79-62	W
F.23	at Wake Forest*	67-51	W
F.28	N.C. State*	85-69	W
M. 5	Clemson%	34-33	W
M. 6	Wake Forest%	79-63	W

M. 7	N.C. State% (2OT)	39-42	L
+ —	at New York City, N.Y.		
@ —	Sugar Bowl Classic (New Orleans, La.)		
% —	ACCTournament (Charlotte, N.C.)		

## 1970-71 (23-6

### OVERALL; 10-4 ACC)

D. 3	Auburn	86-69	W
D. 5	at Notre Dame	85-82	W
D.12	Duke*	98-78	W
D.16	Maryland*	96-70	W
D.19	at Virginia Tech	78-76	W
D.26	Cornell@	83-60	W
D.28	Providence@	102-86	W
D.30	Western Kentucky@	86-84	W
J. 2	Clemson*	81-53	W
J. 4	at North Carolina*	64-79	L
J. 6	Temple	84-71	W
J. 9	at Maryland*	(OT) 30-31	L
J.11	at Virginia*	49-50	L
J.30	Virginia*	92-70	W
F. 1	at Duke*	71-82	L
F. 4	Furman	118-83	W
F. 6	at Clemson*	47-44	W
F.10	Davidson+	70-62	W
F.17	N.C. State*	79-63	W
F.20	North Carolina*	72-66	W
F.22	Houston	88-71	W
F.24	Wake Forest*	84-64	W
E.27	at N.C. State*	82-69	W
M. 6	at Wake Forest*	88-73	W
M.11	Maryland%	71-63	W
M.12	N.C. State%	69-56	W
M.13	North Carolina%	52-51	W
M.18	Pennsylvania\$	64-79	L
M.20	Fordham\$	90-100	L
@ —	Holiday Festival Tournament (New York City, N.Y.)		
+ —	at Charlotte, N.C.		
% —	ACC Tournament (Greensboro, N.C.)		
\$ —	NCAA East Regional (Raleigh, N.C.)		
* —	Atlantic Coast Conference game (1953-54 season through 1970-71 season)		

## 1971-72 (24-5 OVERALL)

D. 1	at Auburn	84-63	W
D.10	Santa Clara@	77-66	W
D.11	California@	67-59	W
D.18	Virginia Tech	77-76	W
D.23	at Pittsburgh	69-59	W
D.27	Fairfield%	87-69	W
D.28	Boston College%	86-64	W
D.30	Villanova%	76-77	L
J. 9	Marquette	71-72	L
J.12	Manhattan	116-78	W
J.17	St. Bonaventure	61-59	W
J.19	Niagara	80-69	W
J.22	Iowa+	85-91	L
J.27	Fordham\$	100-77	W
J.29	Northern Illinois+	83-72	W
F. 2	Stetson	98-64	W
F. 5	at Clemson	62-58	W
F. 7	DePauw	91-67	W
F.12	Davidson	86-71	W
F.16	at Nevada-Las Vegas	84-71	W
F.19	at Houston	85-95	L
F.23	Toledo	94-72	W
F.26	Davidson&	88-82	W
F.28	Notre Dame	109-83	W
M. 1	Creighton	81-64	W
M. 4	Clemson	77-64	W
M.11	Temple=	53-51	W
M.16	North Carolina!	69-92	L
M.18	Villanova!	90-78	W
@ —	Cable Car Classic (Santa Clara, Calif.)		

% —	Quaker City Classic (Philadelphia, Pa.)		
+ —	at Chicago, Ill.		
\$ —	at New York City, N.Y.		
& —	at Charlotte, N.C.		
= —	NCAA East Regional First Round (Williamsburg, Va.)		
! —	NCAA East Regional (Morgantown, W.Va.)		

## 1972-73 (22-7 OVERALL)

D. 2	at Tennessee	45-55	L
D. 4	Nevada-Las Vegas	76-49	W
D. 9	Michigan State	83-64	W
D.11	Georgia Southern	92-77	W
D.15	Providence@	64-79	L
D.16	Utah@	77-73	W
D.22	Indiana	88-85	W
D.26	Villanova%	80-64	W
D.28	Manhattan%	79-69	W
D.30	St. John's (N.Y.)%	79-86	L
J. 3	Lafayette	81-48	W
J. 6	Fairfield	69-58	W
J. 8	at Virginia Tech	68-81	L
J.13	Davidson	90-79	W
J.20	at Marquette	54-71	L
J.22	DePaul	84-66	W
J.27	Illinois+	86-76	W
J.31	Marshall	88-71	W
F. 5	at Toledo	77-74	W
F.10	at St. Bonaventure	75-74	W
F.12	at Niagara	84-74	W
F.17	Villanova	77-53	W
F.19	Stetson	81-52	W
E.28	Fordham	77-72	W
M. 3	at Notre Dame	69-73	L
M. 7	Duquesne	90-79	W
M.10	Texas Tech	78-70	W
M.15	Memphis State\$	76-90	L
M.17	SW Louisiana\$	90-85	W
@ —	Utah Classic (Salt Lake City, Utah)		
% —	Holiday Festival Tournament (New York City, N.Y.)		
+ —	at Chicago, Ill.		
& —	NCAA Midwest Regional First Round (Wichita, Kan.)		
\$ —	NCAA Midwest Regional (Houston, Tex.)		

## 1973-74 (22-5 OVERALL)

D. 1	Toledo	74-54	W
D. 5	Georgia Southern	91-78	W
D. 8	at Michigan State	74-63	W
D.12	DePauw	104-55	W
D.22	at Indiana	71-84	L
D.27	Alabama@	75-77	L
D.28	Eastern Kentucky@	73-58	W
J. 2	Texas Tech	81-65	W
J. 5	Marquette	60-58	W
J. 9	Lafayette	84-63	W
J.12	Manhattan	75-61	W
J.16	Davidson+	59-70	L
J.19	Pennsylvania	67-57	W
J.24	Fordham%	79-63	W
J.26	Seton Hall%	75-74	W
J.30	Niagara	85-60	W
F. 4	Canisius	76-58	W
F. 6	at Villanova	63-47	W
F. 9	Dayton	81-68	W
F.13	at Georgia Tech	82-73	W
F.16	Notre Dame	68-72	L
F.20	Virginia Tech	82-71	W
E.24	at Duquesne	67-57	W
E.27	Pittsburgh	67-50	W
M. 2	Houston	104-86	W
M. 5	at Creighton	78-69	W
M. 9	Furman\$	67-75	L
@ —	Citizen's Fidelity Bank Tournament		

(Louisville, Ky.)			
% —	at New York City, N.Y.		
\$ —	NCAA East Regional First Round (Philadelphia, Pa.)		
+ —	at Charlotte, N.C.		

## 1974-75 (19-9 OVERALL)

D. 2	Bucknell	88-74	W
D. 7	at Oklahoma	84-90	L
D.11	St. Joseph's (Pa.)	89-54	W
D.20	Princeton@	65-48	W
D.21	Louisiana State@	77-64	W
D.26	Assumption%	113-81	W
D.27	St. John's (N.Y.)%	(OT) 77-78	L
D.30	Drake%	71-92	L
J. 4	Manhattan	82-63	W
J. 6	Fordham	94-67	W
J. 8	at Virginia Tech	81-77	W
J.14	at Marquette	60-69	L
J.18	Davidson	85-68	W
J.20	at Niagara	99-79	W
J.25	Marshall	93-75	W
J.28	St. Louis	76-60	W
F. 1	at Houston	84-90	L
F. 5	Pittsburgh	64-62	W
F. 8	at Notre Dame	(OT) 65-66	L
F.12	Georgia Southern	98-72	W
F.15	at Dayton	93-73	W
F.17	at Toledo	72-78	L
F.22	Marquette	65-68	L
F.26	Canisius	80-75	W
M. 1	Georgia Tech	58-47	W
M. 3	Villanova	93-70	W
M.16	Connecticut\$	71-61	W
M.20	Princeton\$	67-86	L
@ —	Carolina Classic (Columbia, S.C.)		
% —	ECAC Ocean State Classic (Providence, R.I.)		
\$ —	NIT (New York City, N.Y.)		

## 1975-76 (18-9 OVERALL)

D. 1	Hofstra	59-57	W
D. 3	Toledo	84-64	W
D. 6	Oklahoma	80-59	W
D.10	at Michigan	82-91	L
D.22	Yale@	100-66	W
D.23	Oklahoma State@	70-61	W
D.26	Villanova%	95-86	W
D.27	St. John's (N.Y.)%	59-71	L
D.29	Manhattan%	73-87	L
J. 3	at Marquette	70-82	L
J. 6	at Nebraska	68-69	L
J.14	The Citadel	90-74	W
J.17	at South Florida	83-85	L
J.19	at St. Louis	66-62	W
J.24	Davidson+	84-70	W
J.28	Kent State	75-61	W
J.31	at Furman	90-82	W
F. 4	at Villanova	99-84	W
F. 7	Temple	65-58	W
F.12	Fordham\$	75-65	W
F.14	at Pittsburgh	79-72	W
F.18	Furman	77-83	L
F.21	Notre Dame	83-90	L
F.23	at Georgia Tech	63-55	W
F.25	St. Bonaventure	77-67	W
F.28	Georgia Southern	110-84	W
M. 7	Marquette	66-72	L
@ —	Carolina Classic (Columbia, S.C.)		
% —	ECAC Holiday Festival Tournament (New York City, N.Y.)		
+ —	at Charlotte, N.C.		
\$ —	at New York City, N.Y.		



## 1976-77 (14-12)

### OVERALL

N.29 Cal Poly-Pomona	86-64 W
D. 1 at Alabama	66-90 L
D. 4 at Texas Tech	75-83 L
D.13 Kentucky	67-98 L
D.18 Furman	77-71 W
D.22 Harvard@	71-63 W
D.23 Alabama@	62-67 L
D.29 Cincinnati%	62-79 L
D.30 Georgia%	(OT) 74-73 W
J. 2 Michigan	86-90 L
J. 3 Nebraska	54-49 W
J. 8 at Marquette	54-65 L
J.12 Manhattan	67-70 L
J.19 at Toledo	58-67 L
J.22 Davidson	69-53 W
J.29 at St. Joseph's (Pa.)	78-59 W
J.31 Rhode Island	64-54 W
F. 2 Richmond	95-63 W
F. 5 at Temple	49-48 W
F. 9 The Citadel	85-66 W
F.12 at Notre Dame	66-68 L
F.16 Duquesne	65-61 W
F.19 Georgia Tech	45-47 L
F.21 at Furman	80-88 L
F.23 South Florida	86-63 W
F.26 Fordham	77-70 W
@ — Carolina Classic (Columbia, S.C.)	
% — Sugar Bowl Classic (New Orleans, La.)	

## 1977-78 (16-12 OVERALL)

N.26 Minnesota	62-55 W
N.30 Alabama	67-92 L
D. 3 Illinois	68-84 L
D. 7 Baptist	107-75 W
D.10 Clemson	72-66 W
D.12 at Kentucky	65-84 L
D.16 Portland@	68-69 L
D.17 San Jose State@	76-55 W
D.22 Southern California%	OT 65-58 W
D.23 Oklahoma%	48-65 L
J. 2 Tennessee Tech	68-51 W
J. 4 East Carolina	90-72 W
J. 7 at Clemson	58-79 L
J.11 Fairfield	75-69 W
J.14 at Georgetown	43-47 L
J.18 Georgia Southern	79-72 W
J.21 Davidson+	73-84 L
J.25 Stetson	59-81 L
J.28 Virginia Tech	71-70 W
J.30 Duquesne	61-63 L
F. 1 Rhode Island\$	61-59 W
F. 5 Marquett	(2OT) 66-69 L
F.11 Furman	74-61 W
F.18 Notre Dame	65-60 W
F.20 at Furman	76-70 W
F.22 William & Mary	67-54 W
F.25 at Richmond	93-48 W
M.10 at N.C. State&	70-82 L
@ — Cable Car Classic (Santa Clara, Cal.)	
% — Carolina Classic (Columbia, S.C.)	
+ — at Charlotte, N.C.	
\$ — Providence, R.I.	
& — National Invitation Tournament	

## 1978-79 (15-12 OVERALL)

N.27 Hofstra	93-74 W
D. 1 Biscayne@	77-54 W
D. 2 Fredonia State@	79-52 W
D. 4 Harvard	85-71 W
D. 6 Clemson	54-70 L
D. 8 at Illinois	57-64 L
D.20 Delaware%	72-84 L
D.21 St. Louis%	(2OT) 80-79 W
D.23 at Minnesota	57-53 W
J.10 at East Carolina	55-56 L

J.13 Wheeling	79-67 W
J.15 East Tennessee State	68-72 L
J.20 at Notre Dame	73-82 L
J.22 Florida Southern	93-78 W
J.24 Georgia Southern	87-81 W
J.27 at William & Mary	62-54 W
J.31 Maine	96-66 W
F. 3 at Clemson	64-74 L
F. 7 Syracuse+	64-71 L
F.12 Baptist	100-67 W
F.14 Furman	66-61 W
F.17 Davidson	102-88 W
F.19 Western Carolina	87-75 W
E.21 Jacksonville	68-79 L
E.23 at Stetson	(2OT) 82-86 L
E.25 Kentucky	74-79 L
E.27 at Marquette	64-83 L
@ — The Citadel Doubleheader (Charleston, S.C.)	
% — Times & World Christmas Classic (Roanoke, Va.)	
+ — at New York City, N.Y.	

## 1979-80 (16-11 OVERALL)

D. 1 Biscayne	107-90 W
D. 3 South Carolina State	79-78 W
D. 5 at Clemson	73-93 L
D. 8 Columbia	70-60 W
D.10 at Kentucky	81-126 L
D.20 Auburn-Montgomery	65-64 W
D.22 Wofford	78-56 W
D.28 Cincinnati@	62-69 L
D.29 Vermont@	66-65 W
J. 3 Georgia Southern	90-74 W
J. 5 Maine+	65-67 L
J. 9 William & Mary	74-67 W
J.17 Marshall	106-66 W
J.19 East Tennessee State	69-58 W
J.21 Dartmouth	88-49 W
J.23 at Florida Southern	62-70 L
J.26 Marquette	65-80 L
J.30 at Hofstra	89-62 W
F. 2 Clemson	60-61 L
F. 4 Rhode Island	84-75 W
F. 7 East Carolina	84-86 L
F. 9 Davidson=	(OT) 78-77 W
F.14 Southern Mississippi	63-84 L
F.16 Notre Dame	66-90 L
F.18 Boston University	83-76 W
F.20 at Furman	53-81 L
F.23 Western Kentucky	(2OT) 73-65 W
@ — Iron Duke Classic (Durham, N.C.)	
+ — at Portland, Maine	
= — at Charlotte, N.C.	

## COACH BILL FOSTER 92-79 (6 YEARS)

### 1980-81 (17-10 OVERALL)

N.17 St. Francis (Canada)*	108-68 W
N.28 at Western Kentucky%	69-73 L
N.29 Iona%	69-79 L
D. 1 at Marshall	85-116 L
D. 3 N.C.-Asheville	85-57 W
D. 6 Clemson	69-82 L
D.10 Biscayne	80-60 W
D.19 The Citadel@	(3OT) 83-81 W
D.20 Furman@	62-53 W
D.23 Texas	74-70 W
D.30 Florida State#	80-78 W
J. 3 at East Tennessee State	72-68 W
J. 5 Cleveland State	76-82 L
J.10 Rhode Island+	84-94 L
J.15 Manhattan	90-62 W
J.17 at Marquette	91-89 W
J.21 Temple	64-68 L
J.24 Davidson	103-88 W
J.26 Richmond	93-77 W

J.28 Hofstra	90-72 W
J.31 at Notre Dame	84-94 L
F. 4 Penn State	70-60 W
F. 8 at Clemson	91-115 L
F.11 Furman	(OT) 87-74 W
F.14 at William & Mary	68-77 L
F.18 Florida State	83-70 W
F.21 at Boston University	93-86 W
E.23 Georgia Southern	116-69 W
* — Exhibition game	
% — Wendy's Classic (Bowling Green, Ky.)	
# — at Miami, Fla.	
@ — Palmetto Classic (Columbia, S.C.)	
+ — at Providence, R.I.	

## 1981-82 (14-15 OVERALL)

N.17 Marathon Oil*	93-89 W
N.28 North Carolina-Asheville	75-61 W
D. 2 at Chaminade	66-74 L
D. 4 at Hawaii	70-94 L
D. 9 at Temple	51-54 L
D.12 at Clemson	65-67 L
D.16 Brown	105-77 W
D.19 Western Carolina	92-76 W
D.22 Florida State	77-82 L
J. 2 Iowa	47-57 L
J. 4 at Richmond	45-58 L
J. 6 George Mason	76-65 W
J. 9 San Francisco	(OT) 71-72 L
J.13 at DePaul	59-92 L
J.16 Georgia State	92-66 W
J.18 Biscayne	88-77 W
J.21 at Southern Mississippi	67-76 L
J.23 at Texas	71-88 L
J.25 West Virginia Tech	101-63 W
J.30 East Tennessee State	82-88 L
F. 1 Georgia Southern	80-63 W
F. 3 at Hofstra	63-56 W
F. 6 Clemson	94-86 W
F.11 at Furman	98-79 W
F.13 Davidson+	51-52 L
F.15 at Penn State	60-62 L
F.20 Notre Dame	55-59 L
F.22 at Florida State	87-84 W
E.24 The Citadel	62-57 W
M. 7 Nevada-Las Vegas	75-73 W
* — Exhibition game	
+ — at Charlotte, N.C.	

## 1982-83 (22-9 OVERALL)

N.17 Marathon Oil*	90-84 W
N.27 Armstrong State	86-68 W
D. 1 Western Carolina	71-67 W
D. 3 Utah%	(OT) 67-63 W
D. 4 at Arizona State%	79-84 L
D. 8 at East Tennessee State	75-80 L
D.11 Purdue	59-53 W
D.18 Rider	56-63 L
J. 3 Richmond	73-72 W
J. 7 at Biscayne	75-59 W
J.10 Loyola (Md.)	75-62 W
J.12 at The Citadel	60-56 W
J.15 Georgia State	91-79 W
J.17 Brooklyn College+	81-63 W
J.19 at East Carolina	48-58 L
J.22 Idaho	56-54 W
J.24 Vanderbilt	85-71 W
J.27 Clemson	94-77 W
J.29 Furman	80-60 W
F. 2 Florida State	(OT) 85-90 L
F. 5 at Notre Dame	56-66 L
F. 7 Davidson	65-62 W
F.12 at Clemson	81-86 L
F.16 Georgia Tech	61-53 W
F.19 Holy Cross	85-59 W
E.23 Georgia Southern	64-66 L
E.27 Marquette	66-64 W
E.28 at Florida State	79-76 W

M. 2 DePaul	52-51 W
M.16 Old Dominion&	100-90 W
M.21 Virginia Tech&	75-68 W
M.24 Wake Forest=&	61-78 L
* — Exhibition game	
% — Fiesta Classic (Tempe, Ariz.)	
+ — at Rock Hill, S.C.	
& — National Invitation Tournament	
= — at Greensboro, N.C.	

## 1983-84 (12-16 OVERALL; 5-9 METRO)

N.19 Canadian Nationals=	78-67 W
N.26 North Carolina-Asheville	71-60 W
N.29 Missouri-St. Louis	85-62 W
D. 3 at Clemson	71-72 L
D.10 East Tennessee State	79-57 W
D.18 The Citadel	85-64 W
D.20 at Virginia Tech*	76-104 L
D.29 Cincinnati%	55-49 W
D.30 Stetson%	64-51 W
J. 3 at Florida State*	76-68 W
J. 5 St. Francis (Pa.)	85-75 W
J. 7 Davidson+	52-53 L
J.14 at Marquette	69-74 L
J.18 Memphis State*	58-75 L
J.21 Campbell	77-57 W
J.23 at Vanderbilt	63-69 L
J.28 Florida State*	82-87 L
J.30 Tulane*	53-68 L
F. 1 at Richmond	58-70 L
F. 4 Notre Dame&	52-42 W
F.11 Clemson&	(OT) 50-61 L
F.13 at Memphis State*	61-72 L
F.16 at Georgia Tech	50-68 L
F.18 Virginia Tech*	69-67 W
F.23 at Southern Mississippi*	75-77 L
F.25 at Tulane*	61-75 L
F.27 Southern Mississippi*	70-62 W
M. 1 at DePaul&	56-65 L
M. 9 Florida State@	65-72 L
= — Exhibition game	
% — Florida Citrus Bowl Classic (Orlando, Fla.)	
+ — at Charlotte, N.C.	
& — designated Metro Conference game	
@ — Metro Conference Tournament (Memphis, Tenn.)	
* — Metro Conference game [1983-84 through 1990-91 seasons]	

## 1984-85 (15-13 OVERALL; 6-8 METRO)

N.19 Marathon Oil=	90-75 W
N.26 Augusta College	77-52 W
D. 1 Towson State	79-68 W
D. 3 The Citadel	94-82 W
D. 5 Clemson	71-66 W
D. 8 at Purdue	63-85 L
D.15 Central Florida	89-46 W
D.22 at Iowa	78-88 L
J. 3 Wofford+	73-65 W
J. 5 Memphis State*	60-58 W
J. 9 Hartford	79-67 W
J.12 at Virginia Tech*	68-109 L
J.16 at Cincinnati*	51-73 L
J.21 Louisville*	64-59 W
J.24 Davidson	61-77 L
J.26 at Tulane*	71-77 L
J.28 Southern Mississippi*	90-72 W
F. 2 Florida State*	92-77 W
F. 4 Georgia State	90-66 W
F. 6 at Southern Mississippi*	66-77 L
F. 9 at Clemson	81-98 L
F.11 Tulane*	73-65 W
F.16 Florida International	110-72 W
F.18 at Memphis State*	75-99 L
E.21 Cincinnati*	79-60 W





F.25	Virginia Tech*	67-78	L
F.28	at Louisville*	54-70	L
M. 2	at Florida State*	75-87	L
M. 7	at Louisville@	61-74	L
= —	Exhibition game		
+ —	at Charleston, S.C.		
@ —	Metro Conference Tournament (Louisville, Ky.)		

## 1985-86 (12-16 OVERALL; 2-10 METRO)

N.14	Irish Nationals=	82-71	W
N.22	Wisconsin	65-68	L
N.25	at Nevada-Las Vegas	56-73	L
N.27	Maryland-Eastern Shore	113-77	W
N.29	Middle Tennessee St.%	77-94	L
N.30	Tennessee State%	78-62	W
D. 7	at Clemson	(OT) 66-73	L
D. 9	Georgia State	105-67	W
D.12	Augusta College	81-51	W
D.17	Loyola (Ill.)	71-66	W
D.22	Rhode Island	106-61	W
J. 2	Cincinnati*	63-56	W
J. 4	Davidson+	63-49	W
J. 6	at Memphis State*	81-89	L
J.11	Virginia Tech*	69-71	L
J.18	Central Florida	79-73	W
J.23	Clemson	65-64	W
J.25	at Southern Mississippi*	65-77	L
F. 1	Florida State*	81-73	W
F. 3	at Louisville*	72-74	L
F. 5	at The Citadel	80-70	W
F. 8	at Alabama-Birmingham	54-83	L
F.10	Southern Mississippi*	82-89	L
F.15	at Virginia Tech*	78-92	L
F.17	at Cincinnati*	65-83	L
F.24	Memphis State*	73-86	L
F.26	Louisville*	63-65	L
M. 1	at Florida State*	62-68	L
M. 6	Memphis State@	59-100	L
= —	Exhibition game		
% —	Mid-South Classic (Memphis, Tenn.)		
+ —	at Charlotte, N.C.		
@ —	Metro Conference Tournament (Louisville, Ky.)		

## COACH GEORGE FELTON

87-62 (5 YEARS)

## 1986-87 (15-14; 5-7 METRO)

N.14	Marathon Oil=	48-61	L
N.29	Eckerd	85-68	W
D. 1	East Carolina	57-67	L
D. 4	at Wisconsin	45-47	L
D. 6	at Loyola (Ill.)	74-71	W
D.10	The Citadel	75-64	W
D.14	Clemson	65-71	L
D.22	George Washington	79-62	W
D.28	Vanderbilt+	(2OT) 96-91	W
D.29	Villanova+	59-69	L
J. 3	Davidson	63-56	W
J. 7	Southern Mississippi*	66-58	W
J.10	at Virginia Tech*	57-61	L
J.12	at Alabama	63-73	L
J.14	Iona#	75-50	W
J.17	Memphis State*	64-52	W
J.21	at Florida State*	63-60	W
J.26	Cincinnati	69-66	W
J.31	at Southern Mississippi*	57-71	L
F. 2	at Louisville*	62-90	L
F. 4	Armstrong State	76-46	W
F. 7	at Clemson	52-74	L
F.11	Louisville*	55-59	L

F.14	Florida State*	72-80	L
F.16	Virginia Tech*	69-71	L
F.19	at Memphis State*	53-55	L
F.23	Mars Hill	77-69	W
F.28	at Cincinnati*	65-63	W
M. 6	Florida State!	86-85	W
M. 7	Memphis State!	64-74	L
= —	Exhibition game		
+ —	Sugar Bowl Classic (New Orleans, La.)		
# —	The Meadowlands (E. Rutherford, N.J.)		
! —	Metro Conference Tournament (Louisville, Ky.)		

## 1987-88 (19-10 OVERALL; 6-6 METRO)

N.18	Marathon Oil=	98-76	W
N.28	Wofford	81-62	W
N.30	at George Washington	81-77	W
D. 4	Southern Illinois#	82-77	W
D. 5	at Miami (Fla.)#	76-63	W
D. 9	Alabama	73-67	W
D.19	at Temple	50-63	L
D.28	at Maryland	77-82	L
J. 2	Davidson+	75-55	W
J. 7	Virginia Tech*	80-77	W
J. 9	at Southern Mississippi*	69-84	L
J.13	at East Carolina	78-51	W
J.16	Alabama-Birmingham	66-63	W
J.18	Memphis State*	84-58	W
J.20	Campbell	88-71	W
J.23	at Clemson	65-69	L
J.25	at Florida State	80-72	W
J.30	Southern Mississippi*	97-78	W
F. 3	at Louisville*	53-68	L
F. 6	Clemson	75-63	W
F. 9	at Virginia Tech*	62-79	L
F.13	at Memphis State*	61-67	L
F.18	at Cincinnati*	60-86	L
F.20	Louisville*	(2OT) 88-98	L
F.24	The Citadel	88-66	W
F.27	Florida State*	81-78	W
M. 2	Oral Roberts	91-62	W
M. 5	Cincinnati*	(OT) 78-76	W
M.11	Virginia Tech%	93-81	W
M.12	Louisville%	57-89	L
= —	Exhibition game		
# —	City of Miami Classic (Miami, Fla.)		
+ —	at Charlotte, N.C.		
% —	Metro Conference Tournament (Memphis, Tenn.)		

## 1988-89 (19-11 OVERALL; 8-4 METRO)

N.17	Team Bracknell=	81-56	W
N.22	Athletes In Action=	87-78	W
N.26	Lander	96-54	W
D. 3	Clemson	90-70	W
D. 5	Maryland	57-51	W
D. 7	East Carolina	75-67	W
D.17	at Tennessee	(OT) 83-81	W
D.20	Ohio State	74-68	W
D.29	LaSalle#	67-85	L
D.30	Princeton#	58-69	L
J. 2	Augusta College	103-68	W
J. 7	Davidson+	65-48	W
J.11	at Louisville*	52-75	L
J.14	Cincinnati*	73-69	W
J.18	Memphis State*	78-66	W
J.21	Youngstown State	92-78	W
J.23	Coastal Carolina	92-65	W
J.26	Florida State*	67-69	L
J.28	at Oral Roberts	86-87	L
F. 4	at Clemson	65-78	L
F. 6	Southern Mississippi*	105-63	W
F. 8	at Florida State*	72-88	L
F.11	at Memphis State*	48-63	L
F.15	Virginia Tech*	81-70	W

F.18	at Southern Mississippi*	68-61	W
F.22	The Citadel	87-88	L
F.25	Louisville*	77-73	W
F.27	at Virginia Tech*	86-79	W
M. 4	at Cincinnati*	69-68	W
M.10	Southern Mississippi%	63-62	W
M.11	Florida State%	63-80	L
M.17	N.C. State\$	66-81	L
= —	Exhibition game		
# —	Cotton States Classic (Atlanta, Ga.)		
+ —	at Charlotte, N.C.		
% —	Metro Conference Tournament (Columbia, S.C.)		
\$ —	NCAA East Regional First Round (Providence, R.I.)		

## 1989-90 (14-14 OVERALL; 6-8 METRO)

N.17	Estonian Nationals=	(2OT) 95-87	W
N.29	Winthrop	76-54	W
D. 1	Maryland#	52-51	W
D. 2	at Richmond#	60-66	L
D. 9	Athletes In Action=	65-68	L
D.18	Tennessee	60-67	L
D.21	at Ohio State	46-59	L
D.28	at Texas-El Paso%	67-64	W
D.29	Kansas State%	(OT) 62-60	W
J. 6	Tulane*	70-63	W
J.11	Louisville*	66-79	W
J.13	Cincinnati*	59-53	W
J.16	at St. Peter's	56-57	L
J.20	at Florida State*	56-53	W
J.25	Davidson	70-55	W
J.27	Memphis State*	72-74	L
J.29	Augusta College	75-50	W
F. 1	at Tulane*	66-61	W
F. 3	at Clemson	65-83	L
F. 5	at Southern Mississippi*	65-82	L
F. 8	at Louisville*	77-95	L
F.10	at Cincinnati*	51-75	L
F.14	at The Citadel	69-65	W
F.17	Southern Mississippi*	74-62	W
F.22	Virginia Tech*	93-80	W
F.24	at Memphis State*	71-90	L
M. 1	at Virginia Tech*	64-69	L
M. 3	Florida State*	70-79	L
M. 5	Clemson	54-53	W
M. 8	Memphis State&	56-71	L
= —	Exhibition game		
# —	Central Fidelity Holiday Classic (Richmond, Va.)		
% —	Sun Carnival Classic (El Paso, Tex.)		
& —	Metro Conference Tournament (Biloxi, Miss.)		

## 1990-91 (20-13 OVERALL; 5-9 METRO)

N. 5	High 5 America=	79-91	L
N. 9	Sparta (Czechoslovakia)=	64-67	L
N.23	Nevada-Reno+	63-61	W
N.24	Virginia+	59-65	L
N.25	at Alaska-Anchorage+	72-59	W
N.30	North Carolina%	76-74	W
D. 1	Houston%	(OT) 74-70	W
D. 8	Temple	87-63	W
D.10	Charleston Southern	69-51	W
D.12	Furman	93-52	W
D.22	St. Joseph's (Pa.)	73-61	W
D.27	Brigham Young@	52-49	W
D.29	Maryland@	69-78	L
J. 2	Mercer	103-67	W
J. 7	at Louisville*	67-64	W
J.10	Southern Mississippi*	58-64	L
J.12	Cincinnati*	85-69	W
J.16	Virginia Tech*	83-67	W
J.19	Florida State*	(OT) 80-81	L

J.23	at Davidson	85-57	W
J.26	at Memphis State*	52-60	L
J.29	at Augusta	76-62	W
J.31	Tulane*	88-80	W
F. 2	Clemson	59-53	W
F. 6	Louisville*	70-67	W
F. 9	at Cincinnati*	58-68	L
F.14	at Tulane*	63-88	L
F.16	at Southern Mississippi*	58-62	L
F.18	Winthrop	60-41	W
F.23	Memphis State*	58-80	L
F.27	at Virginia Tech*	41-50	L
M. 2	at Florida State*	59-70	L
M. 7	Florida State&	55-65	L
M.15	George Washington!	69-63	W
M.19	at Siena!	58-63	L
= —	Exhibition game		
+ —	Great Alaska Shootout (Anchorage, Ak.)		
% —	Tournament of Champions (Charlotte, N.C.)		
@ —	ECAC Holiday Festival (New York City, N.Y.)		
& —	Metro Conference Tournament (Roanoke, Va.)		
! —	National Invitation Tournament		
* —	Metro Conference game [1983-84 through 1990-91 seasons]		

## COACH STEVE NEWTON

20-35 (2 YEARS)

## 1991-92 (11-17 OVERALL; 3-13 SEC EAST)

N.12	High 5 America=	63-58	W
N.15	Samara (Russia)=	89-62	W
N.23	SIU-Edwardsville	89-42	W
N.26	Oklahoma	60-61	L
N.30	at St. Joseph's	81-67	W
D. 2	Furman	69-49	W
D. 5	Winthrop	68-56	W
D.20	George Washington+	69-58	W
D.21	at San Diego State+	(2OT) 71-69	W
D.28	Southern-Baton Rouge	98-69	W
D.30	Davidson	84-56	W
J. 4	Kentucky*	63-80	L
J. 8	at Florida*	52-53	L
J.11	at Vanderbilt*	75-79	L
J.15	Tennessee*	73-59	W
J.18	Georgia*	71-69	W
J.22	at Auburn*	68-85	L
J.26	Mississippi State*	57-60	L
J.28	Alabama*	(OT) 81-83	L
F. 1	at Clemson	52-55	L
F. 5	at Ole Miss*	61-76	L
F.10	at Mercer	59-61	L
F.15	at Arkansas*	73-89	L
F.19	Louisiana State*	56-74	L
F.22	Florida*	48-50	L
F.26	at Kentucky*	56-74	L
F.29	at Tennessee*	64-87	L
M. 4	Vanderbilt*	77-68	W
M. 7	at Georgia*	54-72	L
M.12	Tennessee!	63-70	L
= —	Exhibition game		
+ —	Texaco Star Classic (San Diego, Cal.)		
! —	SEC Tournament (Birmingham, Ala.)		



## 1992-93 (9-18 OVERALL; 5-11 SEC EAST)

N.18	St. Petersburg AAU=	95-84	W
D. 1	Florida Tech	91-68	W
D. 4	North Carolina%	67-108	L
D. 5	Princeton%	40-51	L
D. 8	Georgia Southern	69-82	L
D.10	at Oklahoma	76-92	L
D.12	UNC-Asheville	89-52	W
D.18	Unified Select Team=	102-55	W
D.28	Alabama-Birmingham\$	75-68	W
D.29	at Massachusetts\$	66-84	L
J. 2	Mercer	68-66	W
J. 6	at Tennessee*	95-85	W
J. 9	Arkansas*	76-86	L
J.13	Ole Miss*	88-73	W
J.16	Auburn*	81-83	L
J.20	at Florida*	81-76	W
J.23	Kentucky*	82-108	L
J.27	Georgia*	86-85	W
J.30	at Louisiana State*	62-85	L
F. 3	at Vanderbilt*	72-76	L
F. 6	Clemson	(OT) 84-89	L
F.10	Tennessee*	(2OT) 111-107	W
F.13	at Mississippi State*	63-83	L
F.17	at Kentucky*	66-87	L
F.24	Florida*	73-80	L
F.27	at Alabama*	80-97	L
M. 3	at Georgia*	87-88	L
M. 6	Vanderbilt*	73-77	L
M.11	Alabama!	79-87	L
= — Exhibition game			
% — Tournament of Champions (Charlotte, N.C.)			
\$ — Hall of Fame Classic (Springfield, Mass.)			
! — SEC Tournament (Lexington, Ky.)			

## COACH EDDIE FOGLER 123-117 (8 YEARS)

## 1993-94 (9-19 OVERALL; 4-12 SEC EAST)

N.18	Pezinok, Slovakia=	79-69	W
N.23	Spirit Express=	95-91	W
N.27	Old Dominion	80-84	L
D. 3	Brigham Young%	68-72	L
D. 4	George Washington%	71-77	L
D. 7	Georgia Southern	91-78	W
D.11	Coastal Carolina	74-88	L
D.20	South Carolina St. (2OT)	94-89	W
D.22	Coll. of Charleston (OT)	65-53	W
D.31	at Providence	69-88	L
J. 5	Alabama*	82-66	W
J. 8	at Vanderbilt*	83-97	L
J.12	Campbell	(OT) 72-73	L
J.15	Florida*	75-77	L
J.19	Tennessee*	64-62	W
J.22	at Arkansas*	53-79	L
J.26	at Kentucky*	67-79	L
J.29	Georgia*	85-96	L
F. 2	Louisiana State*	71-77	L
F. 5	at Ole Miss*	62-68	L
F. 9	at Clemson	91-88	W
F.12	Vanderbilt*	91-96	L
F.16	at Auburn*	70-88	L
F.19	at Florida*	64-88	L
F.23	Mississippi State*	72-73	L
F.26	at Tennessee*	72-64	W
M. 2	at Georgia*	69-72	L
M. 5	Kentucky*	75-74	W
M.10	Ole Miss!	80-57	W
M.11	Florida!	57-84	L
= — Exhibition game			
% — Tournament of Champions (Charlotte, N.C.)			
! — SEC Tournament (Memphis, Tenn.)			

## 1994-95 (10-17 OVERALL; 5-11 SEC EAST)

N.17	Belorussia Nationals=	86-69	W
N.21	Court Authority=	72-75	L
N.25	UNC-Asheville	68-66	W
N.28	at Old Dominion	65-79	L
D. 2	North Carolina%	58-95	L
D. 3	Temple%	44-49	L
D. 8	Clemson	59-83	L
D.20	Charleston Southern	80-65	W
D.22	South Carolina State	69-62	W
D.31	Providence	71-79	L
J. 3	at Mississippi State*	56-71	L
J. 7	Kentucky*	55-80	L
J.11	at Tennessee*	57-61	L
J.14	at Alabama*	59-91	L
J.18	Florida*	59-71	L
J.21	Arkansas*	73-88	L
J.26	Western Carolina	90-68	W
J.28	Georgia*	60-59	W
F. 1	at Kentucky*	72-90	L
F. 4	at Vanderbilt*	76-74	W
F. 8	Ole Miss*	77-72	W
F.11	at Florida*	56-71	L
F.15	Auburn*	78-80	L
F.18	Vanderbilt*	(OT) 83-91	L
F.20	Campbell	85-51	W
F.25	at Georgia*	56-66	L
M. 1	at Louisiana State*	69-62	W
M. 4	Tennessee*	66-50	W
M. 9	Auburn!	66-81	L
= — Exhibition game			
% — Tournament of Champions (Charlotte, N.C.)			
! — SEC Tournament (Atlanta, Ga.)			

## 1995-96 (19-12 OVERALL; 8-8 SEC EAST)

N.13	Sluc Nancy (France)=	80-62	W
N.17	Charlotte Royals=	99-63	W
N.24	UNC-Greensboro	82-64	W
N.27	South Carolina State	92-70	W
D. 1	Stanford%	70-82	L
D. 2	Tulane%	80-75	W
D. 6	Furman	99-81	W
D. 9	at Clemson	58-72	L
D.21	The Citadel	112-61	W
D.30	Radford	90-69	W
J. 3	Kentucky*	60-89	L
J. 6	Georgia*	85-73	W
J.10	at Tennessee*	62-58	W
J.13	at Florida*	69-81	L
J.17	Vanderbilt*	(OT) 87-83	W
J.20	Alabama*	90-67	W
J.24	Mississippi State*	77-69	L
J.27	at Kentucky*	57-89	L
J.31	Wofford	82-55	W
F. 3	at Arkansas*	69-81	L
F. 7	at Auburn*	73-84	L
F.10	Louisiana State*	106-68	W
F.14	Georgia Southern	57-45	W
F.17	at Vanderbilt*	97-107	L
F.21	Florida*	80-75	W
F.24	at Ole Miss*	65-75	L
F.28	Tennessee*	66-52	W
M. 2	at Georgia*	73-88	L
M. 7	Louisiana State!	85-76	W
M. 8	Arkansas!	58-80	L
M.13	Davidson+	100-73	W
M.18	Vanderbilt+	80-70	W
M.20	Alabama+	67-68	L
= — Exhibition game			
% — Tournament of Champions (Charlotte, N.C.)			
! — SEC Tournament (New Orleans, La.)			
+ — National Invitation Tournament			

## 1996-97 (24-8 OVERALL; 15-1 SEC EAST)

N. 9	Charlotte Royals=	85-70	W
N.16	Puerto Rico Nat'l Team=	89-70	W
N.25	Virginia@	70-93	L
N.26	Chaminade@	64-55	W
N.27	Louisiana State@	74-68	W
D. 2	Wofford	64-41	W
D. 6	UNC Charlotte%	75-60	W
D. 7	North Carolina%	75-86	L
D.17	Clemson	39-58	L
D.19	UNC Asheville	74-80	L
D.21	South Carolina State	79-60	W
D.28	Charleston Southern	81-85	L
D.30	Furman	100-62	W
J. 4	Auburn*	66-56	W
J. 8	Tennessee*	73-41	W
J.11	at Mississippi State*	73-65	W
J.15	at Florida*	80-79	W
J.18	Georgia*	82-71	W
J.22	at Alabama*	62-60	W
J.25	Ole Miss*	86-63	W
J.29	at Vanderbilt*	65-64	W
F. 1	at Louisiana State*	80-65	W
F. 4	Kentucky*	(OT) 84-79	W
F. 8	Florida*	76-68	W
F.12	at Georgia*	74-77	L
F.15	at Cincinnati	97-83	W
F.18	Arkansas*	78-65	W
E.20	at The Citadel	85-55	W
E.22	at Tennessee*	69-58	W
E.26	Vanderbilt*	74-53	W
M. 2	at Kentucky*	72-66	W
M. 7	Alabama!	72-61	W
M. 8	Georgia!	63-78	L
M.14	Coppin State+	65-78	L
= — Exhibition game			
@ — Maui Invitational (Lahaina, Haw.)			
% — Harris Teeter Pepsi Challenge (Charlotte, N.C.)			
! — SEC Tournament (Memphis, Tenn.)			
+ — NCAA Tournament (Pittsburgh, Pa.)			

## 1997-98 (23-8 OVERALL; 11-5 SEC EAST)

N. 6	Marathon Oil=	63-76	L
N.14	Maryland@	(OT) 76-72	W
N.18	Chemosvit (Slovakia)=	85-54	W
N.21	The Citadel	77-58	W
D. 1	Belmont University	72-61	W
D. 5	Virginia Tech%	74-73	W
D. 6	Chattanooga%	67-55	W
D.17	at Clemson	58-63	L
D.20	St. Joseph's (Pa.)	77-65	W
D.23	South Carolina State	90-85	W
D.30	Towson	65-55	W
J. 3	at Ole Miss*	54-73	L
J. 7	Vanderbilt*	71-70	W
J.10	Louisiana State*	70-53	W
J.13	at Kentucky*	70-91	L
J.18	at Georgia*	68-60	W
J.21	Tennessee*	81-51	W
J.24	at Auburn*	61-56	W
J.26	at Furman	79-52	W
J.28	Florida*	74-72	W
F. 1	Cincinnati	67-65	W
F. 3	at Vanderbilt*	65-61	W
F. 7	at Tennessee*	69-70	L
F.11	Alabama*	74-63	W
F.14	Mississippi State*	74-63	W
F.18	at Arkansas*	88-96	L
E.21	at Florida*	79-74	W
E.24	Georgia*	78-76	W
E.28	Kentucky*	57-69	L
M. 6	Florida!	71-60	W

M. 7	Ole Miss!	87-77	W
M. 8	Kentucky!	56-86	L
M.12	Richmond+	61-62	L
= — Exhibition game			
@ — Thrifty BCA Classic (Minneapolis, Minn.)			
% — Harris Teeter Pepsi Challenge (Charlotte, N.C.)			
! — SEC Tournament (Atlanta, Ga.)			
+ — NCAA Tournament (Washington, D.C.)			

## 1998-99 (8-21 OVERALL; 3-13 SEC EAST)

N. 3	Marathon Oil=	74-67	W
N. 7	Valparaiso+	61-67	L
N. 8	Indiana+	55-76	L
N.16	Slavonska, Croatia=	88-80	W
N.23	Wofford	91-42	W
N.28	The Citadel	71-58	W
N.30	Jacksonville	73-56	W
D. 4	College of Charleston#	55-44	W
D. 5	Old Dominion#	56-59	L
D.16	Clemson	66-70	L
D.19	East Carolina	34-56	L
D.22	Purdue%	64-80	L
D.29	South Carolina State	74-60	W
J. 2	at Mississippi State*	60-66	L
J. 5	Kentucky*	61-68	L
J. 9	at Tennessee*	57-86	L
J.13	Florida*	51-68	L
J.16	at Alabama*	70-78	L
J.20	at Vanderbilt*	66-77	L
J.24	at Syracuse	37-84	L
J.27	Ole Miss*	67-66	W
J.30	Vanderbilt*	69-57	W
F. 3	Auburn*	48-76	L
F. 6	at Georgia*	56-80	L
F.10	Arkansas*	66-72	L
F.13	at Kentucky*	40-74	L
F.17	at Louisiana State*	56-60	L
F.20	Tennessee*	50-65	L
F.24	at Florida*	61-89	L
F.27	Georgia*	(OT) 70-66	W
M. 4	Ole Miss@	60-64	L
= — Exhibition game			
+ — NABC Classic (Indianapolis, Ind.)			
# — Food Lion MVP Classic (Charlotte, N.C.)			
% — Jimmy V Classic (East Rutherford, N.J.)			
@ — SEC Tournament (Atlanta, Ga.)			

## 1999-2000 (15-17 OVERALL; 5-11 SEC EAST)

N. 3	Court Authority=	72-60	W
N.10	Alytus (Lithuania)=	63-58	W
N.19	Wofford	76-62	W
N.21	The Citadel	68-51	W
N.25	Virginia+	73-71	W
N.26	Michigan State+	56-59	L
N.27	DePaul+	46-58	L
N.30	Charleston Southern	72-52	W
D. 4	Furman	75-68	W
D.16	at Clemson	58-61	L
D.18	Campbell	84-64	W
D.21	at St. Joseph's#	64-71	L
D.28	UNC Charlotte	71-65	W
D.30	South Carolina State	75-49	W
J. 5	Tennessee*	52-60	L
J. 8	at Arkansas*	76-65	W
J.13	Syracuse	(OT) 74-77	L
J.15	Kentucky*	48-64	L
J.19	at Auburn*	61-65	L
J.22	at Georgia*	62-90	L
J.26	Vanderbilt*	60-61	L
J.29	at Tennessee*	66-73	L
F. 2	Florida*	82-86	L





F. 5	at Kentucky*	63-76	L
F. 9	at Ole Miss*	75-83	L
F.16	Mississippi State*	68-67	W
F.19	Alabama*	82-61	W
F.23	Louisiana State*	59-64	L
F.26	Georgia*	82-66	W
M. 1	at Florida*	67-87	L
M. 4	at Vanderbilt*	77-72	W
M. 9	Alabama@	69-59	W
M.10	Tennessee@	75-68	W
M.11	Auburn@	OT72-77	
L			
= —	Exhibition game		
+ —	Puerto Rico Shootout (Bayamone, P.R.)		
# —	The Palestra		
@ —	SEC Tournament (Atlanta, Ga.)		

## 2000-01 (15-15 OVERALL; 6-10 SEC EAST)

N. 4	BC Flowtex (Slovenia)=	92-63	W
N.11	California All-Stars=	96-67	W
N.17	Tennessee Tech	67-73	L
N.21	Wofford	74-48	W
N.25	South Carolina State	72-58	W
N.29	Mercer	71-57	W
D. 2	at Charlotte	77-98	L
D. 5	at The Citadel	74-71	W
D. 9	Clemson	76-64	W
D.19	UNC Asheville	80-55	W
D.21	Wyoming	78-67	W
D.28	Virginia Military Institute	82-68	W
D.30	at Providence	55-60	L
J. 7	Florida*	69-68	W
J.10	at Kentucky*	63-69	L
J.13	at Tennessee*	71-79	L
J.17	Vanderbilt*	57-49	W
J.20	Auburn*	57-60	L
J.27	at Florida*	57-69	L
J.31	at Louisiana State*	68-56	W
F. 3	Kentucky*	61-94	L
F. 7	Georgia*	77-75	W
F.10	at Vanderbilt*	70-65	W
F.14	at Alabama*	55-60	L
F.17	Ole Miss*	61-67	L
F.20	Arkansas*	67-69	L
F.24	at Georgia*	64-56	W
F.27	Tennessee*	(OT)67-68	L
M. 3	at Mississippi State	73-77	L
M. 8	Mississippi State@	69-62	W
M. 9	Kentucky@	65-78	L
M.14	at Connecticut+	65-72	L
= —	Exhibition game		
@ —	SEC Tournament (Atlanta, Ga.)		
+ —	National Invitation Tournament		

## COACH DAVE ODOM 128-104 (7 YEARS)

## 2001-02 (22-15 OVERALL; 6-10 SEC EAST)

N. 3	Team Nike=	90-81	W
N.14	Albacomp (Hungary)=	90-72	W
N.19	Chaminade+	74-61	W
N.20	Duke+	56-81	L
N.21	UCLA+	77-89	L
N.26	East Tennessee State	83-66	W
N.28	at Wofford	64-49	W
D. 1	Colorado State	66-58	W
D. 3	Providence	67-48	W
D. 6	Georgetown	68-70	L
D. 8	at Clemson	81-59	W
D.18	South Carolina State	69-50	W
D.20	The Citadel	73-57	W
D.28	Charleston Southern	86-41	W
D.30	Mercer	88-52	W
J. 5	at Florida*	60-69	L
J.12	Kentucky*	50-51	L
J.16	at Arkansas*	62-60	W

J.19	Vanderbilt*	51-60	L
J.23	at Tennessee*	94-60	W
J.26	at Ole Miss*	53-71	L
J.30	Georgia*	80-67	W
F. 2	at Kentucky*	74-91	L
F. 5	Florida*	63-72	L
F. 9	Tennessee*	72-54	W
F.13	Alabama*	51-52	L
F.16	at Vanderbilt*	66-43	W
F.20	Louisiana State*	66-53	W
F.23	at Auburn*	46-50	L
F.27	at Georgia*	(OT) 75-82	L
M. 2	Mississippi State*	57-64	L
M. 7	Ole Miss@	69-67	W
M. 8	Kentucky@	70-57	W
M. 9	Alabama@	57-65	L
M.13	at Virginia=	74-67	W
M.19	Nevada-Las Vegas=	75-65	W
M.21	Ball State=	82-47	W
M.26	Syracuse#	66-59	W
M.28	Memphis#	62-72	L
= —	Exhibition game		
+ —	Maui Invitational (Lahaina, Hawaii)		
@ —	SEC Tournament (Atlanta, Ga.)		
= —	National Invitation Tournament		
# —	National Invitation Tournament Madison Square Garden (New York, N.Y.)		

## 2002-03 (12-16 OVERALL; 5-11 SEC EAST)

N. 7	Team Nike =	80-64	W
N.11	Unibanka Cesis (Latvia) =	105-67	W
N.24	East Tennessee State	71-66	W
N.29	South Carolina State	82-65	W
N.30	Appalachian State	71-56	W
D. 2	Temple	66-47	W
D. 5	at Georgetown	59-67	L
D. 8	at NC State	64-76	L
D.16	Wofford	70-59	W
D.19	at Wyoming	63-77	L
D.22	at Colorado State	67-81	L
J. 2	The Citadel	66-50	W
J. 8	Mississippi*	55-49	W
J.11	at Kentucky*	55-62	L
J.15	Auburn*	60-67	L
J.18	Florida*	75-77	L
J.22	at Mississippi State*	48-64	L
J.29	at Tennessee*	56-60	L
F. 1	Kentucky*	69-87	L
F. 5	at Louisiana State*	58-71	L
F. 8	at Vanderbilt*	84-72	W
F.12	Clemson	76-59	W
F.15	Arkansas*	72-65	W
F.19	Tennessee*	77-63	W
F.22	at Georgia*	66-79	L
F.25	at Florida*	63-96	L
M. 1	Vanderbilt*	76-64	W
M. 5	at Alabama*	59-82	L
M. 9	Georgia*	(OT) 55-60	L
M.13	Mississippi @	56-62	L
= —	Exhibition game		
* —	Southeastern Conference game		
@ —	SEC Tournament (New Orleans, La.)		

## 2003-04 (23-11 OVERALL; 8-8 SEC EAST)

N. 3	Inter Hoop (Lithuania) =	81-62	W
N. 17	Gardner-Webb!	83-74	W
N. 18	Idaho!	76-66	W
N. 21	Navy	73-40	W
N. 24	vs. SW Missouri State &	77-64	W
N. 25	vs. Richmond &	67-61	W
N. 29	Campbell	77-48	W

D. 3	at the Citadel	70-38	W
D. 6	at Clemson	76-61	W
D. 15	at Temple	61-71	L
D. 17	Charleston Southern	71-36	W
D. 20	N.C. State	58-55	W
D. 22	S.C. State	86-50	W
D. 30	Yale	59-48	W
J. 2	Appalachian State	78-58	W
J. 7	Florida*	62-65	L
J. 10	at Georgia*	84-63	W
J. 14	at Auburn*	(OT) 53-51W	
J. 17	Tennessee*	85-64	W
J. 24	LSU*	61-55	W
J. 28	at Vanderbilt*	57-55	W
J. 31	at Mississippi*	68-79	L
F. 2	Alabama*	(OT) 90-82W	
F. 7	at Kentucky*	64-65	L
F. 11	Mississippi State*	(OT) 75-79	L
F. 14	Vanderbilt*	82-75	W
F. 21	at Arkansas*	66-82	L
F. 25	at Florida*	58-69	L
F. 28	Georgia*	63-47	W
M. 3	Kentucky*	65-84	L
M. 6	at Tennessee*	56-63	L
M. 11	vs. Arkansas @	91-81	W
M. 12	vs. LSU @	85-64	W
M. 13	vs. Kentucky @	63-78	L
M. 19	vs. Memphis +	43-59	L
= —	Exhibition game		
* —	Southeastern Conference game		
! —	Guardians Classic (Columbia, S.C.)		
& —	Guardians Classic (Kansas City, Mo.)		
@ —	SEC Tournament (Atlanta, Ga.)		
+ —	NCAA Tournament (Kansas City, Mo.)		

## 2004-05 (20-13 OVERALL; 7-9 SEC EAST)

N. 8	USC Upstate	81-63	W
N. 21	Western Carolina	87-61	W
N. 24	Winthrop	62-52	W
N. 27	Temple	60-46	W
D. 1	Appalachian State	91-57	W
D. 4	Clemson	(OT)62-63	L
D. 14	South Florida	72-70	W
D. 18	at Kansas	60-64	L
D. 20	East Carolina	57-53	W
D. 22	South Carolina State	(OT) 68-65	W
. 29	Pittsburgh	68-72	L
D. 31	Wofford	76-44	W
J. 5	at Kentucky*	75-79	L
J. 8	Georgia*	74-54	W
J. 12	at LSU*	64-79	L
J. 15	Tennessee*	66-63	W
J. 22	at Mississippi State*	65-73	L
J. 26	Vanderbilt*	68-63	W
J. 29	at Florida*	72-80	L
F. 2	Arkansas*	64-52	W
F. 5	at Georgia*	60-53	W
F. 12	Auburn*	71-74	L
F. 15	Kentucky*	73-61	W
F. 19	at Alabama*	68-87	L
F. 23	at Tennessee*	72-80	L
F. 27	Florida*	65-66	L
M. 2	at Vanderbilt*	65-75	L
M. 3	Ole Miss*	(OT) 76-70W	
M. 10	vs. Ole Miss @	52-53	L
M. 15	Miami =	69-67	W
M. 22	UNLV =	77-66	W
M. 24	Georgetown =	69-66	W
M. 29	vs. Maryland = #	75-67	W
M. 31	vs. Saint Joseph's = #	60-57	W
= —	Exhibition game		
* —	Southeastern Conference game		
@ —	SEC Tournament (Atlanta, Ga.)		
= —	National Invitation Tournament		
# —	National Invitation Tournament Madison Square Garden (New York, N.Y.)		

## 2005-06 (23-15 OVERALL; 6-10 SEC EAST)

N. 10	USC-Aiken =	95-63	W
N. 12	at Western Carolina	81-63	W
N. 20	Toledo	85-73	W
N. 24	at Alaska Anchorage!	65-60	W
N. 25	vs Monmouth!	62-56	W
N. 26	vs Marquette!	(OT) 89-92	L
N. 30	UNC Greensboro	77-55	W
D. 3	at Clemson	63-82	L
D. 14	Winthrop	68-54	W
D. 17	Wofford	73-43	W
D. 22	at Temple	50-63	L
D. 28	Pittsburg	51-58	L
D. 31	Detroit-Mercy	65-35	W
J. 3	S.C. State	81-46	W
J. 8	Tennessee*	69-76	L
J. 11	at Ole Miss*	63-68	L
J. 14	Georgia*	(OT) 61-64	L
J. 18	at Vanderbilt*	(OT) 66-64	W
J. 21	at Kentucky*	78-80	L
J. 25	Florida*	68-62	W
J. 28	at Tennessee*	65-81	L
F. 4	at Arkansas*	59-73	L
F. 8	at Florida*	71-67	W
F. 11	Mississippi State*	83-61	W
F. 14	Alabama*	67-56	W
F. 18	Kentucky*	66-79	L
F. 23	at Georgia*	47-48	L
F. 25	Vanderbilt*	56-57	L
F. 28	LSU*	61-64	L
M. 4	at Auburn*	67-63	W
M. 9	vs Mississippi State @	59-44	W
M. 10	vs Tennessee @	79-71	W
M. 11	vs Kentucky @	65-61	W
M. 12	vs Florida @	47-49	L
M. 15	Western Kentucky +	74-55	W
M. 21	at Florida State +	(OT) 69-68	W
M. 23	at Cincinnati +	65-62	W
M. 28	vs Louisville + #	78-63	W
M. 30	vs Michigan + #	76-64	W
= —	Exhibition Game		
* —	Southeastern Conference game		
@ —	SEC Tournament		
+ —	National Invitation Tournament		
# —	National Invitation Tournament Madison Square Garden (New York, N.Y.)		

## 2006-07 (14-16 OVERALL; 4-12 SEC EAST)

N. 10	SC State	55-52	W
N. 14	at UC-Irvine	52-67	L
N. 16	at Southern California	(OT) 80-74	W
N. 19	Lipscomb	75-68	W
N. 27	at The Citadel	74-59	W
D. 2	Clemson	53-74	L
D. 5	College of Charleston	67-55	W
D. 9	at Baylor	64-59	W
D. 20	Princeton	54-58	W
D. 28	UNC Asheville	71-51	W
D. 29	Jacksonville	80-73	W
J. 3	Western Carolina	67-53	W
J. 7	Kansas	54-70	L
J. 10	at Georgia*	56-80	L
J. 13	Florida*	50-84	L
J. 16	Kentucky*	49-87	L
J. 20	at Tennessee*	61-64	L
J. 24	Arkansas*	66-60	W
J. 27	at Mississippi State*	66-63	W
J. 31	Auburn*	75-80	L
F. 3	at Alabama*	61-64	L
F. 7	at Kentucky*	89-95	L
F. 10	Georgia*	54-73	L
F. 14	at Vanderbilt*	68-78	L
F. 17	Tennessee*	81-64	W
F. 21	at Florida*	49-63	L
F. 24	Mississippi*	76-63	W
F. 28	Vanderbilt*	(OT) 90-99	



L		
M. 3	at LSU*	52-61 L
M. 7	vs. Arkansas @	52-82 L
* — Southeastern Conference game		
@ — SEC Tournament (Atlanta, Ga.)		

## 2007-08 (14-18 OVERALL; 5-11 SEC EAST)

N.9	South Carolina State	92-67 W
N.12	The Citadel	103-42 W
N.17	Southern California	75-85 L
N.22	vs Penn State %	74-67 W
N.23	vs North Carolina State %	61-63 L
N.25	vs. George Mason %	68-69 L
N.28	Campbell	92-52 W
D.1	at Clemson	74-85 L
D.6	at Providence #	68-67 W
D.19	Baylor	84-92 L
D.22	College of Charleston	85-82 W
D.28	UC Irvine	67-65 W
J.2	Radford	90-63 W
J.5	UNC Asheville	58-61 L
J.9	at Vanderbilt *	73-80 L
J.12	Tennessee *	56-80 L
J.16	at Arkansas *	70-66 W
J.23	Florida *	71-73 L
J.26	at Kentucky *	70-78 L
J.30	Georgia *	62-56 W
F.2	at Ole Miss *	80-77 W
F.9	Vanderbilt *	65-66 L
F.13	at Georgia *	64-82 L
F.16	Alabama *	67-65 W
F.20	at Florida *	82-85 L
F.23	Mississippi State * (OT)	56-61 L
F.27	LSU *	55-62 L
M.3	at Auburn *	69-63 W
M.5	Kentucky *	63-71 L
M.9	at Tennessee *	56-89 L
M.13	vs LSU @	77-73 W
M.14	vs Tennessee @	87-89 L

% — Old Spice Classic (Orlando, Fla.)  
# — Big East-SEC Challenge (Philadelphia, Penn.)  
\* — Southeastern Conference game  
@ — SEC Tournament (Atlanta, Ga.)  
[1991-92 season through present]

## COACH DARRIN HORN 60-63 (4 YEARS)

### 2008-09 (21-10 OVERALL;

#### 10-6 SEC EAST)

N.14	Jacksonville State	89-76 W
N.16	Winthrop	86-63 W
N.22	USC Upstate	75-53 W
N.25	Gardner-Webb	85-70 W
N.28	at College of Charleston(OT)	80-82 L
D.2	at Princeton	84-58 W
D.5	Furman	72-48 W
D.16	NC Central	90-43 W
D.20	The Citadel	80-66 W
D.23	Presbyterian	75-56 W
D.30	Clemson	87-98 L
J.2	at Baylor	85-84 W
J.5	Wofford	78-61 W
J.10	Auburn*	68-56 W
J.14	at LSU*	68-85 L
J.17	at Tennessee*	79-82 L
J.21	Florida*	70-69 W
J.24	Ole Miss*	82-71 W
J.28	Vanderbilt*	86-76 W
J.31	at Kentucky*	78-77 W
F.3	at Florida*	93-97 L
F.7	Georgia*	79-68 W
F.14	at Alabama*	75-73 W
F.18	at Mississippi State*	70-75 L
F.21	Arkansas*	(OT) 82-78 W
F.25	Kentucky*	77-59 W

F.28	at Vanderbilt*	83-96 L
M.5	Tennessee*	70-86 L
M.7	at Georgia*	68-51 W
M.13	vs. Mississippi State @	68-82 L
M.17	Davidson %	63-70 L

\* — Southeastern Conference game  
@ — SEC Tournament (Tampa, Fla.)  
% — National Invitational Tournament (Columbia, SC)

## 2009-10 (15-16 OVERALL; 6-10 SEC EAST)

N. 13	Alabama A&M	88-50 W
N. 16	Georgia Southern	90-66 W
N. 19	vs. La Salle^	78-68 W
N. 20	vs. USF^	69-66 W
N. 22	vs. Miami^	85-70 L
N. 27	Jacksonville	97-93 W
D. 2	Western Kentucky	74-56 W
D. 6	at Clemson	72-61 L
D. 16	Richmond	76-58 W
D. 19	at Wofford	68-61 L
D. 21	Furman	81-57 W
D. 30	at Boston College	85-76 L
J. 2	Baylor	85-74 L
J. 5	Longwood	88-58 W
J. 9	at Auburn*	80-71 W
J. 13	LSU*	67-58 W
J. 16	Vanderbilt*	89-79 L
J. 20	at Ole Miss*	66-57 L
J. 23	at Florida*	58-56 L
J. 26	Kentucky*	68-62 W
J. 30	Georgia*	78-77 W
F. 6	at Tennessee*	79-53 L
F. 10	Florida*	77-71 W
F. 13	at Georgia*	66-61 L
F. 17	at Arkansas*	92-79 L
F. 20	Tennessee*	63-55 L
F. 25	at Kentucky*	82-61 L
F. 27	Mississippi State*	76-63 L
M. 3	Alabama*	79-70 L
M. 6	at Vanderbilt*	77-73 W
M. 11	vs. Alabama@	68-63 L

^ — Charleston Classic (Charleston, S.C.)  
\* — Southeastern Conference game  
@ — SEC Tournament (Nashville, Tenn.)

## 2010-11 (14-16 OVERALL; 5-11 SEC EAST)

N. 12	Elon	94-79 W
N. 16	at Michigan State&	73-82 L
N. 19	Radford	85-56 W
N. 23	USC Upstate	57-41 W
N. 27	at WKU (OT)	87-85 W
D. 1	Delaware State	74-61 W
D. 5	Clemson	64-60 W
D. 11	Wofford	64-53 W
D. 18	at Ohio State	57-79 L
D. 22	at Furman	75-91 L
D. 29	Jacksonville State	56-49 W
J. 1	Boston College	70-85 L
J. 4	SC State	91-56 W
J. 8	Vanderbilt*	(OT) 83-75 W
J. 12	at Alabama*	47-57 L
J. 15	at Florida*	72-69 W
J. 19	Arkansas*	(OT) 81-74 W
J. 22	Kentucky*	58-67 L
J. 29	Auburn*	64-79 L
F. 2	at LSU*	64-56 W
F. 5	at Vanderbilt*	60-78 L
F. 9	Florida*	60-79 L
F. 12	Georgia*	56-60 L
F. 16	at Tennessee*	67-73 L
F. 19	at Kentucky*	59-90 L
F. 22	Ole Miss*	79-73 W
F. 26	at Georgia*	48-64 L

M. 2	Tennessee*	69-73 L
M. 5	at Mississippi State*	58-60 L
M. 10	Ole Miss@	55-66 L

& — ESPN's College Hoops Tip-Off Marathon (East Lansing, Mich.)  
\* — Southeastern Conference game  
@ — SEC Tournament (Atlanta, Ga.)

## 2011-12 (10-21 OVERALL; 2-14 SEC)

N. 11	Western Carolina	75-50 W
N. 15	at Elon	53-58 L
N. 20	Tennessee State^	63-64 L
N. 22	Miss. Valley State^	61-57 W
N. 25	North Carolina#	62-87 L
N. 26	Southern California#	60-63 L
D. 1	Providence!	67-76 L
D. 4	at Clemson	58-55 W
D. 13	Presbyterian	66-58 W
D. 17	Ohio State	66-74 L
D. 21	SE Louisiana	62-43 W
D. 28	Wofford	57-45 W
D. 31	USC Upstate	72-66 W
J. 3	SC State	79-51 W
J. 7	at Kentucky*	64-79 L
J. 10	Vanderbilt*	57-67 L
J. 14	Florida*	65-79 L
J. 21	at Auburn*	52-63 L
J. 36	Alabama*	56-54 W
J. 28	at Ole Miss*	62-66 L
F. 2	at Florida*	66-74 L
F. 4	Kentucky*	52-86 L
F. 8	at Tennessee*	57-69 L
F. 11	at Arkansas*	65-76 L
F. 15	Georgia*	57-56 W
F. 18	LSU*	58-68 L
F. 22	at Vanderbilt*	48-59 L
F. 25	Tennessee*	64-73 L
F. 29	Mississippi State*	(OT) 67-69 L
M. 3	at Georgia*	55-67 L
M. 8	vs. Alabama@	57-63 L

^ — Las Vegas Invitational (Columbia, S.C.)  
# — Las Vegas Invitational (Las Vegas, Nevada)  
\* — Southeastern Conference game  
@ — SEC Tournament (New Orleans, La.)

## COACH FRANK MARTIN 171-147 (10 YEARS)

### 2012-13 (14-18 OVERALL;

#### 4-14 SEC)

N. 11	UW-Milw. \$	(OT) 82-75 W
N. 16	Morgan St.	87-71 W
N. 19	Rider \$	88-76 W
N. 21	Elon	53-65 L
N. 24	vs. Missouri St. %	(OT) 74-67 W
N. 25	vs. UALR %	74-62 W
N. 29	at St. John's &	65-89 L
D. 2	Clemson	55-64 L
D. 7	Jacksonville	91-74 W
D. 19	Appalachian St.	74-69 W
D. 22	vs. Manhattan	63-57 W
D. 29	Presbyterian	76-60 W
J. 5	SC State	80-69 W
J. 9	at Miss. St.*	54-56 L
J. 12	Auburn*	71-74 L
J. 16	at LSU*	(OT) 82-73 W
J. 19	Vanderbilt*	51-58 L
J. 22	at Missouri*	65-71 L
J. 26	Arkansas*	75-54 W
J. 30	at Florida*	36-75 L
F. 2	Georgia*	56-67 L
F. 5	at Kentucky*	55-77 L
F. 10	Tennessee*	61-66 L
F. 14	LSU*	46-64 L
F. 16	at Alabama*	58-68 L
F. 20	Ole Miss*	63-62 W

F. 23	at Georgia*	(OT) 54-62 L
F. 28	Missouri*	68-90 L
M. 3	at Texas A&M*	56-74 L
M. 6	Miss. St.*	79-72 W
M. 9	at Vanderbilt*	64-74 L
M. 13	vs. Miss. St. @	59-70 L

\$ — Hoops For Hope Classic (Columbia, S.C.)  
% — Hoops For Hope Classic (Puerto Vallarta, Mexico)  
\* — Southeastern Conference game  
@ — SEC Tournament (Nashville, Tenn.)

## 2013-14 (14-20 OVERALL; 5-13 SEC)

N. 9	Longwood	82-44 W
N. 12	at Baylor \$	64-66 L
N. 17	at Clemson	57-71 L
N. 24	FIU	84-72 W
D. 6	at Oklahoma State %	52-79 L
D. 17	Manhattan	68-86 L
D. 19	USC Upstate	68-74 L
D. 22	vs. Saint Mary's #	78-71 W
D. 23	vs. Boise State #	54-80 L
D. 25	vs. Akron #	69-59 W
D. 28	Akron	78-45 W
D. 30	Marshall	92-65 W
J. 3	SC State	82-75 W
J. 8	at Florida*	58-74 L
J. 11	LSU*	68-71 L
J. 15	at Texas A&M*	67-75 L
J. 18	Ole Miss*	74-75 L
J. 22	at Georgia*	76-97 L
J. 25	at Missouri*	74-82 L
J. 29	Texas A&M*	80-52 W
F. 1	at Ole Miss*	71-75 L
F. 5	Auburn*	74-79 L
F. 8	at Tennessee*	53-72 L
F. 13	Vanderbilt*	65-59 W
F. 15	Alabama*	67-66 W
F. 19	at Arkansas*	64-71 L
F. 22	Georgia*	56-73 L
F. 26	at Auburn*	67-83 L
M. 1	Kentucky*	72-67 W
M. 4	Florida*	46-72 L
M. 8	at Mississippi State*	74-62 W
M. 12	vs. Auburn @	74-56 W
M. 13	vs. Arkansas @	71-69 W
M. 14	vs. Tennessee @	44-59 L

\$ — ESPN College Hoops Tip-Off Marathon (Waco, Texas)  
% — Big 12/SEC Challenge (Stillwater, Okla.)  
# — Hawaiian Airlines Diamond Head Classic (Honolulu, Hawaii)  
\* — Southeastern Conference game  
@ — SEC Tournament (Nashville, Tenn.)

## 2014-15 (17-16 OVERALL; 6-12 SEC)

N. 14	North Florida	81-56 W
N. 18	Baylor!	65-69 L
N. 20	vs. Cornell %	69-45 W
N. 21	vs. Charlotte %	63-65 L
N. 23	vs. Akron %	63-68 L
N. 26	UNC Asheville	89-75 W
D. 1	at Marshall	77-59 W
D. 6	Oklahoma State ^	75-49 W
D. 19	Clemson	68-45 W
D. 21	Coker	78-52 W
D. 30	North Carolina A&T	91-54 W
J. 3	vs. Iowa State	64-60 W
J. 7	Florida *	68-72 L
J. 10	at Ole Miss *	49-65 L
J. 13	Alabama *	68-65 W
J. 17	at Auburn *	68-71 L
J. 20	Tennessee *	62-66 L
J. 24	Kentucky *	43-58 L





J. 28	at LSU *	58-64	L
J. 31	Georgia	67-50	W
F. 3	at Arkansas *	55-75	L
F. 7	at Vanderbilt *	50-65	L
F. 10	Missouri *	65-60	W
F. 14	at Kentucky *	43-77	L
F. 17	at Georgia *	64-58	W
F. 21	Texas A&M *	52-62	L
F. 24	at Alabama *	51-59	L
F. 28	Mississippi State *	81-68	W
M. 5	Arkansas *	74-78	L
M. 7	at Tennessee *	60-49	W
M. 11	vs. Missouri @	63-54	W
M. 12	vs. Ole Miss @	60-58	W
M. 13	vs. Georgia @	62-74	L

! - ESPN College Hoops Tip-Off Marathon (Columbia, S.C.)

% - Charleston Classic (Charleston, S.C.)

^ - SEC/Big 12 Challenge (Columbia, S.C.)

\* - Southeastern Conference game

@ - SEC Tournament (Nashville, Tenn.)

## 2015-16 (25-9 OVERALL; 11-7 SEC)

N. 14	Norfolk State	84-69	W
N. 16	Oral Roberts	84-66	W
N. 20	vs. DePaul !	76-61	W
N. 22	vs. Hofstra !	94-84	W
N. 23	vs. Tulsa !	83-75	W
N. 27	Lipscomb	92-76	W
N. 30	Western Carolina	76-53	W
D. 5	USF	81-63	W
D. 15	Drexel	79-54	W
D. 18	at Clemson	65-59	W
D. 22	vs. St. John's %	75-61	W
D. 30	Francis Marion	78-56	W
J. 2	Memphis	86-76	W
J. 5	at Auburn *	81-69	W
J. 9	Vanderbilt *	69-65	W
J. 13	at Alabama *	50-73	L
J. 16	Missouri *	81-72	W
J. 19	at Ole Miss *	(OT) 77-74	W
J. 23	at Tennessee *	69-78	L
J. 26	Mississippi State *	84-74	W
J. 30	Alabama *	78-64	W
F. 2	at Georgia *	56-69	L
F. 6	at Texas A&M *	81-78	W
F. 10	LSU *	94-83	W
F. 13	Kentucky *	62-89	L
F. 16	at Missouri *	67-72	L
F. 20	Florida *	(OT) 73-69	W
F. 24	Tennessee *	84-58	W
F. 27	at Mississippi State *	58-68	L
M. 3	Georgia *	72-74	L
M. 5	at Arkansas *	76-61	W
M. 11	vs. Georgia @	64-65	L
M. 15	High Point #	88-66	W
M. 21	Georgia Tech #	66-83	L

! - U.S. Virgin Islands Paradise Jam (St. Thomas, USVI)

% - Naismith Memorial Basketball Hall of Fame Shootout (Uncasville, Conn.)

\* - Southeastern Conference game

@ - SEC Tournament (Nashville, Tenn.)

# - NIT (Columbia, S.C.)

## 2016-17 (26-11 OVERALL; 12-6 SEC)

N. 11	Louisiana Tech	85-76	W
N. 13	Holy Cross ^	81-49	W
N. 15	Monmouth ^	(OT) 70-69	W
N. 18	SC State ^	92-50	W
N. 23	Michigan	61-46	W
N. 26	vs. Syracuse \$	64-50	W
D. 1	Vermont	68-50	W
D. 4	FIU	70-54	W
D. 12	vs. Seton Hall &	64-67	L
D. 17	at USF	77-66	W
D. 21	Clemson	60-62	L
D. 27	Lander	90-62	W
D. 30	at Memphis	54-70	L
J. 4	at Georgia *	67-61	W
J. 7	Texas A&M *	79-68	W
J. 11	at Tennessee *	70-60	W
J. 14	Ole Miss *	67-56	W
J. 18	Florida *	57-53	W
J. 21	at Kentucky *	69-85	L
J. 24	Auburn *	98-69	W
J. 28	at Missouri *	63-53	W
F. 1	at LSU *	88-63	W
F. 4	Georgia *	77-75	W
F. 7	Alabama *	(4OT) 86-90	L
F. 11	at Mississippi State *	77-73	W
F. 15	Arkansas *	76-83	L
F. 18	at Vanderbilt *	62-71	L
F. 21	at Florida *	66-81	L
F. 25	Tennessee *	82-55	W
F. 28	Mississippi State *	63-57	W
M. 4	at Ole Miss *	70-75	L
M. 10	vs. Alabama %	53-64	L
M. 17	vs. Marquette +	93-73	W
M. 19	vs. Duke =	88-81	W
M. 24	vs. Baylor @	70-50	W
M. 26	vs. Florida #	77-70	W
A. 1	vs. Gonzaga !	73-77	L

^ - Brooklyn Hoops Holiday Invitational (Columbia, S.C.)

\$ - Brooklyn Hoops Holiday Invitational (Brooklyn, N.Y.)

& - Under Armour Reunion (New York, N.Y.)

\* - Southeastern Conference game

% - SEC Tournament (Nashville, Tenn.)

+ - NCAA Tournament First Round (Greenville, S.C.)

= - NCAA Tournament Second Round (Greenville, S.C.)

@ - NCAA Tournament Sweet 16 (New York, N.Y.)

# - NCAA Tournament Elite Eight (New York, N.Y.)

! - NCAA Final Four (Phoenix, Ariz.)

## 2017-18 (17-16 OVERALL; 7-11 SEC)

N. 10	at Wofford	73-52	W
N. 13	Western Michigan ^	78-60	W
N. 16	vs. Illinois State \$	65-69	L
N. 17	vs. UTEP \$	80-56	W
N. 19	vs. Western Michigan \$	79-66	W
N. 27	at FIU	78-61	W
N. 30	vs. Temple #	60-76	L
D. 2	UMass	76-70	W
D. 6	Wyoming	80-64	W
D. 9	Coastal Carolina	80-78	W
D. 19	at Clemson	48-64	L
D. 27	Limestone	74-45	W
D. 31	at Ole Miss *	69-74	L
J. 3	Missouri *	68-79	L
J. 6	Vanderbilt *	71-60	W
J. 9	at Alabama *	62-76	L
J. 13	at Georgia *	64-57	W
J. 16	Kentucky *	76-68	W
J. 20	Tennessee *	63-70	L
J. 24	at Florida *	77-72	W

J. 27	Texas Tech &	63-70	L
J. 31	Mississippi State *	76-81	L
F. 3	at Texas A&M *	60-83	L
F. 6	at Arkansas *	65-81	L
F. 10	Florida *	41-65	L
F. 13	at Tennessee *	67-70	L
F. 17	Auburn *	84-75	W
F. 21	Georgia *	66-57	W
F. 24	at Mississippi State *	(OT) 68-72	L
F. 28	LSU *	(OT) 83-74	W
M. 3	at Auburn *	70-79	L
M. 7	vs. Ole Miss !	85-84	W
M. 8	vs. Arkansas !	64-69	L

^ - unbracketed game of the Puerto Rico Tip-Off at Myrtle Beach (Columbia, S.C.)

\$ - Puerto Rico Tip-Off at Myrtle Beach (Conway, S.C.)

# - Under Armour Reunion (New York City)

& - Big 12/SEC Challenge (Columbia, S.C.)

! - SEC Tournament (St. Louis, Mo.)

\* - Southeastern Conference game

## 2018-19 (16-16 OVERALL; 11-7 SEC)

N. 6	USC Upstate	65-52	W
N. 9	Stony Brook ^	81-83	L
N. 13	Norfolk State ^	81-64	W
N. 17	vs. Providence %	67-76	L
N. 18	vs. George Washington %	90-55	W
N. 26	Wofford	61-81	L
N. 30	Coastal Carolina	85-79	W
D. 5	at Wyoming	64-73	L
D. 8	at Michigan	78-89	L
D. 19	Virginia	52-69	L
D. 22	Clemson	68-78	L
D. 31	North Greenville	97-46	W
J. 5	at Florida *	71-69	W
J. 8	Mississippi State *	(OT) 87-82	W
J. 13	Missouri *	85-75	W
J. 16	at Vanderbilt *	74-71	W
J. 19	at LSU *	67-89	L
J. 22	Auburn *	80-77	W
J. 26	at Oklahoma State !	70-74	L
J. 29	Tennessee *	70-92	L
F. 2	at Georgia *	86-80	W
F. 5	at Kentucky *	48-76	L
F. 9	Arkansas *	77-65	W
F. 13	at Tennessee *	73-85	L
F. 16	Texas A&M *	84-77	W
F. 19	Ole Miss *	79-64	W
F. 23	at Mississippi State *	61-76	L
F. 26	Alabama *	62-68	L
M. 2	at Mizzou *	63-78	L
M. 5	at Texas A&M *	71-54	W
M. 9	Georgia *	66-46	W
M. 15	vs. Auburn &	64-73	L

^ - Hall of Fame Tipoff Tournament (Columbia, S.C.)

% - Hall of Fame Tipoff Tournament (Uncasville, Conn./Mohegan Sun Arena)

! - SEC/Big 12 Challenge (Stillwater, Okla.)

& - SEC Tournament (Nashville, Tenn.)

\* - Southeastern Conference game

## 2019-20 (18-13 OVERALL; 10-8 SEC)

N. 6	North Alabama	77-55	W
N. 10	Wyoming	66-32	W
N. 15	Cleveland State	90-63	W
N. 19	Boston University ^	70-78	L
N. 22	Gardner-Webb ^	74-69	W
N. 26	vs. Wichita State \$	47-70	L
N. 27	vs. UNI \$	72-78	L
D. 1	George Washington	74-65	W
D. 4	at UMass	84-80	W
D. 8	Houston	56-76	L
D. 15	at Clemson	67-54	W
D. 22	at Virginia	70-59	W
D. 30	Stetson	56-63	L
J. 7	Florida *	68-81	L
J. 11	at Tennessee *	55-56	L
J. 15	Kentucky *	81-78	W
J. 18	at Texas A&M *	81-67	W
J. 22	at Auburn *	67-80	L
J. 25	Vanderbilt *	90-74	W
J. 29	at Arkansas *	79-77	W
F. 1	Missouri *	76-54	W
F. 5	at Ole Miss *	70-84	L
F. 8	Texas A&M *	74-54	W
F. 12	at Georgia *	75-59	W
F. 15	Tennessee *	63-61	W
F. 19	at Mississippi State *	76-79	L
F. 22	LSU *	80-86	L
F. 26	Georgia *	94-90	W
F. 29	at Alabama *	86-90	L
M. 3	Mississippi State *	83-71	W
M. 7	at Vanderbilt *	74-83	L

- season halted due to the COVID-19 pandemic

^ - unbracketed game of the Cancun Challenge (Columbia, S.C.)

\$ - Cancun Challenge (Cancun, Mexico)

\* - Southeastern Conference game

## 2020-21 (6-15 OVERALL; 4-12 SEC)

N. 28	vs. Liberty ^	62-78	L
N. 29	vs. Tulsa ^	69-58	W
D. 5	at Houston	67-77	L
J. 2	Florida A&M	78-71	W
J. 6	Texas A&M *	78-54	W
J. 16	at LSU *	80-85	L
J. 19	at Missouri *	70-81	L
J. 23	Auburn *	86-109	L
J. 27	Georgia *	83-59	W
J. 30	at Vanderbilt *	81-93	L
F. 3	at Florida *	72-66	W
F. 6	Mississippi State *	59-75	L
F. 9	Alabama *	78-81	L
F. 13	Ole Miss *	74-81	L
F. 17	at Tennessee *	73-93	L
F. 20	Missouri *	78-93	L
F. 24	at Mississippi State *	48-69	L
F. 27	at Georgia *	91-70	W
M. 2	Arkansas *	73-101	L
M. 6	at Kentucky *	64-92	L
M. 11	vs. Ole Miss &	59-76	L

^ - Hall of Fame Classic (Kansas City, Mo.)

& - SEC Tournament (Nashville, Tenn.)

\* - Southeastern Conference game



## 2021-22 (18-13 OVERALL; 9-9 SEC)

N. 9	USC Upstate	78-60	W
N. 12	vs. Princeton^	62-66	L
N. 14	vs. Western Kentucky^	75-64	W
N. 18	UAB	66-63	W
N. 23	Wofford	85-74	W
N. 28	Rider	65-58	W
D. 1	at Coastal Carolina	56-80	L
D. 5	Georgetown	80-67	W
D. 12	vs. Florida State\$	66-65	W
D. 14	Allen	110-51	W
D. 18	at Clemson	56-70	L
D. 22	Army	105-75	W
J. 4	Auburn*	66-81	L
J. 8	at Vanderbilt*	72-70	W
J. 11	at Tennessee*	46-66	L
J. 15	Florida*	63-71	L
J. 18	at Arkansas*	59-75	L
J. 22	Georgia*	83-66	W
J. 26	Vanderbilt*	70-61	W
J. 29	at Texas A&M*	74-63	W
F. 1	at Mississippi State*	64-78	L
F. 5	Tennessee*	57-81	L
F. 8	Kentucky*	76-86	L
F. 12	at Georgia*	80-68	W
F. 15	at Ole Miss*	(OT) 77-74	W
F. 19	LSU*	77-75	W
F. 23	Mississippi State*	66-56	W
F. 26	at Alabama*	71-90	L
M. 1	Missouri*	73-69	W
M. 5	at Auburn*	71-82	L
M. 10	vs. Mississippi State&	51-73	L

^ - Asheville Championship (Asheville, N.C.)

\$ - No Room for Racism Classic (Rock Hill, S.C.)

& - SEC Tournament (Tampa, Fla.)

\* - Southeastern Conference game

## COACH LAMONT PARIS 37-29 (2 YEARS)

## 2022-23 (11-21 OVERALL; 4-14 SEC)

N. 8	SC State	80-77	W
N. 11	Clemson	60-58	W
N. 17	vs. Colorado State \$	53-85	L
N. 18	vs. Davidson \$	60-69	L
N. 20	vs. Furman \$	60-79	L
N. 25	USC Upstate	68-53	W
N. 30	at George Washington	55-79	L
D. 3	at Georgetown	(OT) 74-71	W
D. 11	Presbyterian	68-57	W
D. 14	at UAB	70-84	L
D. 17	vs. East Carolina %	56-64	L
D. 22	Western Kentucky	65-58	W
D. 30	Eastern Michigan	74-64	W
J. 3	at Vanderbilt*	(OT) 79-84	L
J. 7	Tennessee*	42-85	L
J. 10	at Kentucky*	71-68	W
J. 14	Texas A&M*	53-94	L
J. 17	Ole Miss*	58-70	L
J. 21	Auburn*	66-81	L
J. 25	at Florida*	60-81	L
J. 28	at Georgia*	(OT) 78-81	L
J. 31	Miss. St.*	51-66	L
F. 4	Arkansas*	63-65	L
F. 7	at Missouri*	74-83	L
F. 11	at Ole Miss*	64-61	W
F. 14	Vanderbilt*	64-75	L
F. 18	at LSU*	82-73	W
F. 22	Alabama*	(OT) 76-78	L
F. 25	at Tennessee*	45-85	L
F. 28	at Miss. State*	68-74	L
M. 4	Georgia*	61-55	W

M. 8	Ole Miss @	61-67	L
\$	- Charleston Classic (Charleston, S.C.)		
%	- No Room for Racism Classic (Greenville, S.C.)		
*	- Southeastern Conference game		
@	- SEC Tournament (Nashville, Tenn.)		

## 2023-24 (26-8 OVERALL; 13-5 SEC)

N. 6	USC Upstate	82-53	W
N. 10	Virginia Tech^	79-77	W
N. 13	VMI	74-64	W
N. 17	vs. DePaul \$	73-68	W
N. 19	vs. Grand Canyon \$	75-68	W
N. 28	Notre Dame %	65-53	W
D. 1	George Washington	89-67	W
D. 6	at Clemson	67-72	L
D. 9	at East Carolina	68-62	W
D. 16	Charleston Southern	73-69	W
D. 19	Winthrop	72-62	W
D. 22	Elon	70-43	W
D. 30	Florida A&M	94-62	W
J. 6	Mississippi State*	68-62	W
J. 9	at Alabama*	47-74	L
J. 13	at Missouri*	(OT) 71-69	W
J. 16	Georgia*	69-74	L
J. 20	at Arkansas*	77-64	W
J. 23	Kentucky*	79-62	W
J. 27	Missouri*	72-64	W
J. 30	at Tennessee*	63-59	W
F. 3	at Georgia*	72-62	W
F. 6	Ole Miss*	68-65	W
F. 10	Vanderbilt*	75-60	W
F. 14	at Auburn*	61-101	W
F. 17	LSU*	63-64	L
F. 24	at Ole Miss*	72-59	W
F. 28	at Texas A&M*	70-68	W
M. 2	Florida*	82-76	W
M. 6	Tennessee*	59-66	L
M. 9	at Mississippi State*	(OT) 93-89	W
M. 14	vs. Arkansas @	80-66	W
M. 15	vs. Auburn @	55-86	L
M. 21	vs. Oregon &	73-87	L

^ - Hall of Fame Series (Charlotte, N.C.)

\$ - Arizona Tip-Off (Glendale, Ariz.)

% - ACC/SEC Challenge

\* - Southeastern Conference game

@ - SEC Tournament (Nashville, Tenn.)

& - NCAA Tournament First Round (Pittsburgh, Pa.)

## 2024-25 (12-20 OVERALL; 2-16 SEC)

N. 4	North Florida	71-74	L
N. 8	SC State	86-64	W
N. 12	Towson	80-54	W
N. 16	at Indiana	71-87	L
N. 21	Mercer	84-72	W
N. 25	vs. Xavier \$	66-75	L
N. 27	vs. Virginia Tech \$	70-60	W
D. 3	at Boston College %	73-51	W
D. 7	East Carolina	75-68	W
D. 14	USC Upstate	73-53	W
D. 17	Clemson	(OT) 91-88	W
D. 22	Radford	74-48	W
D. 30	Presbyterian	69-59	W
J. 4	at Mississippi State*	50-85	L
J. 8	Alabama*	68-88	L
J. 11	Auburn*	63-66	L
J. 15	at Vanderbilt*	63-66	L
J. 18	at Oklahoma*	62-82	L
J. 22	Florida*	69-70	L
J. 25	Mississippi State*	(OT) 60-65	L
J. 28	at Georgia*	60-71	L
F. 1	Texas A&M*	72-76	L
F. 8	at Kentucky*	57-80	L
F. 12	Ole Miss*	68-72	L
F. 15	at Florida*	67-88	L

F. 18	at LSU*	67-81	L
F. 22	Texas*	84-69	W
F. 25	at Missouri*	71-101	L
M. 1	Arkansas*	72-53	W
M. 4	Georgia*	64-73	L
M. 8	at Tennessee*	65-75	L
M. 12	vs. Arkansas @	68-72	L

\$ - Fort Myers Tip-Off (Fort Myers, Fla.)

% - SEC/ACC Challenge

\* - Southeastern Conference game

@ - SEC Tournament (Nashville, Tenn.)





## ALL-TIME HONORS

### ALL-AMERICAN

- 2017:** Sindarius Thornwell, CBS Sports (First Team); Basketball Times (Third Team)  
**2010:** Devan Downey, AP (Honorable Mention)  
**2009:** Devan Downey, AP (Honorable Mention)  
**1998:** BJ McKie, Basketball Weekly (third team)  
**1997:** Larry Davis, Basketball Weekly (third team)  
**1981:** Zam Fredrick, Citizens Savings Athletic Foundation  
**1975:** Alex English, Independent All-America; Citizens Savings Athletic Foundation  
**1974:** Brian Winters, Citizens Savings Athletic Foundation  
**1973:** Kevin Joyce, United Savings Helms Athletic Foundation; NABC (second team); AP (second team); UPI (second team)  
**1972:** Tom Riker, National Association of Basketball Writers; AP; United Savings Helms Athletic Foundation; UPI (second team); The Sporting News (second team)  
**1971:** John Roche, U.S. Basketball Writers; UPI; The Sporting News; Basketball Weekly; United Savings Helms Athletic Foundation; NBA Coaches; NABC (second team); AP (second team)  
**1970:** John Roche, Look Magazine; Helms Athletic Foundation; AP (second team); NABC (second team)  
**1969:** John Roche, Basketball News; Helms Athletic Foundation  
**1968:** Skip Harlicka, Chuck Taylor's Converse Yearbook  
**1957:** Grady Wallace, United Press; International News Service; Helms Athletic Foundation; Chuck Taylor's Converse Yearbook; AP (second team)  
**1951:** Jim Slaughter, Helms Athletic Foundation  
**1934:** Freddie Thompkins, Chuck Taylor's Converse Yearbook

### FRANCES POMEROY SMITH AWARD

*Nation's Top Player 6'0" and under*

- 2007:** Tre' Kelley, Coaches

### NIT MVP

- 2006:** Renaldo Balkman  
**2005:** Carlos Powell

### NIT ALL-TOURNAMENT

- 2006:** Tre' Kelley, Brandon Wallace  
**2005:** Brandon Wallace  
**2002:** Rolando Howell, Aaron Lucas

### COSIDA ACADEMIC

#### ALL-DISTRICT

- 2004:** John Chappell  
**2002:** Marius Petravicius

### SOUTHEASTERN CONFERENCE

*Member of the SEC since 1992*

#### ALL-SEC

- 2025:** Collin Murray-Boyles, coaches/AP (second team)  
**2024:** Ta'Lon Cooper, coaches (second team) Meechie Johnson, coaches (second team)  
**2021:** AJ Lawson, coaches (second team)  
**2020:** Maik Kotsar, coaches (second team)  
**2019:** Chris Silva, coaches (first team); AP (second team)  
**2018:** Chris Silva, coaches (first team)  
**2017:** Sindarius Thornwell, coaches, AP (first team)  
**2016:** Michael Carrera, coaches (first team); AP (second team)  
**2010:** Devan Downey, coaches, AP (first team)  
**2009:** Devan Downey, coaches, AP (first team) Dominique Archie, coaches (second team), AP (honorable mention) Zam Fredrick, coaches (second team)  
**2008:** Devan Downey, coaches, AP (first team)  
**2007:** Tre' Kelley, coaches, AP (first team) Brandon Wallace, AP (third team)  
**2006:** Tarence Kinsey, coaches (second team), AP (third team)  
**2005:** Carlos Powell, AP (third team)  
**2004:** Carlos Powell, AP (third team)  
**2002:** Jamel Bradley, coaches (third team)  
**2001:** Marius Petravicius, AP (third team)  
**1999:** BJ McKie, AP, coaches (second team)  
**1998:** BJ McKie, AP, coaches (first team) Melvin Watson, AP (second team), coaches (second team)  
**1997:** Larry Davis, AP, coaches (first team) BJ McKie, AP, coaches (first team) Melvin Watson, AP (first team), coaches (second team)  
**1996:** Larry Davis, coaches (second team), AP (third team) Melvin Watson, coaches (third team)  
**1994:** Jamie Watson, coaches (second team), AP (second team) Emmett Hall, coaches (third team)  
**1993:** Jamie Watson, coaches (second team) Emmett Hall, AP (third team)

### SEC ALL-DEFENSIVE TEAM

- 2019:** Chris Silva  
**2018:** Chris Silva  
**2017:** Sindarius Thornwell  
**2016:** Sindarius Thornwell  
**2012:** Damontre Harris  
**2011:** Sam Muldrow  
**2010:** Devan Downey Sam Muldrow  
**2009:** Dominique Archie Devan Downey

### SEC PLAYER OF THE YEAR

- 2017:** Sindarius Thornwell (Coaches)

### SEC ROOKIE OF THE YEAR

- 1996:** BJ McKie (AP)

### SEC DEFENSIVE PLAYER OF THE YEAR

- 2018:** Chris Silva (co-)  
**2011:** Sam Muldrow

### SEC SIXTH MAN OF THE YEAR

- 2019:** Hassani Gravett  
**2016:** Duane Notice  
**2009:** Brandis Raley-Ross

### SEC SCHOLAR-ATHLETE OF THE YEAR

- 2025:** Benjamin Bosmans-Verdonk

### SEC COACH OF THE YEAR

- 2004:** Dave Odom (Coaches)  
**2024:** Lamont Paris (Coaches, AP)

### SEC ALL-FRESHMAN

- 2024:** Collin Murray-Boyles  
**2023:** Gregory "GG" Jackson II  
**2022:** Devin Carter  
**2020:** Jermaine Cousinard  
**2019:** AJ Lawson  
**2014:** Sindarius Thornwell  
**2013:** Michael Carrera  
**2011:** Bruce Ellington  
**2008:** Michael Holmes  
**2007:** Dominique Archie  
**2004:** Renaldo Balkman  
**2000:** Chuck Eidson  
**1998:** Antonio Grant  
**1996:** BJ McKie  
**1995:** Melvin Watson

### SEC ALL-TOURNAMENT

- 2006:** Renaldo Balkman, Tre' Kelley  
**2004:** Mike Boynton, Jr.  
**2002:** Tony Kitchings  
**1998:** BJ McKie



## METRO CONFERENCE

*Member of the Metro Conference from 1983-1991*

### ALL-METRO

- 1991:** Jo Jo English (second team)
- 1989:** John Hudson (second team)
- 1988:** John Hudson (second team)
- 1987:** Michael Foster (second team)  
Darryl Martin (second team)
- 1986:** Linwood Moye (second team)
- 1984:** Jimmy Foster (first team)

### METRO ALL-TOURNAMENT

- 1989:** Joe Rhett
- 1987:** Terry Dozier

### METRO ALL-FRESHMAN

- 1991:** Jamie Watson
- 1989:** Joe Rhett
- 1988:** Brent Price
- 1986:** Terry Dozier
- 1985:** Keith James
- 1984:** Michael Foster

## ATLANTIC COAST CONFERENCE

*Member of the ACC from 1953-71*

### ALL-ACC

- 1971:** John Roche (first team)  
Tom Owens (first team)
- 1970:** John Roche (first team)  
Tom Owens (first team)
- 1969:** John Roche (first team)  
Tom Owens (second team)
- 1968:** Skip Harlicka (first team)  
Gary Gregor (second team),  
Frank Standard (second team)
- 1967:** Jack Thompson (second team)  
Gary Gregor (second team)
- 1964:** Ronnie Collins (first team)
- 1963:** Scotti Ward (second team)
- 1962:** Art Whisnant (first team)
- 1961:** Art Whisnant (second team)
- 1960:** Art Whisnant (second team)
- 1957:** Grady Wallace (first team)
- 1956:** Grady Wallace (second team)

### ACC PLAYER OF THE YEAR

- 1970:** John Roche
- 1969:** John Roche

## ACC ALL-TOURNAMENT

- 1971:** John Roche, Tom Owens, Tom Riker  
(second team)
- 1970:** Tom Owens, Tom Riker, John Roche (second team)
- 1969:** John Roche
- 1968:** Gary Gregor, Jack Thompson, Skip Harlicka
- 1967:** Al Salvadori, Jack Thompson (second team)
- 1966:** Skip Harlicka (second team)
- 1962:** Bobby Robinson (second team); Ronnie Collins (second team); Art Whisnant (second team)
- 1961:** Art Whisnant, Scotti Ward (second team)
- 1957:** Grady Wallace, Ray Pericola (second team)

### ACC TOURNAMENT OUTSTANDING PLAYER

- 1971:** John Roche (tied with Lee Dedmon)

## SOUTHERN CONFERENCE

*Member of the Southern Conference from 1922-1953*

### ALL-SOCON

- 1952:** Dwane Morrison (second team)
- 1951:** Jim Slaughter (first team)
- 1950:** Jim Slaughter (first team)


### SOCON ALL-TOURNAMENT

- 1927:** Heinie Fair (second team)
- 1933:** Bennie Tompkins (first team)  
Freddie Tompkins (first team)  
Dana Henderson (second team)
- 1941:** Pres Westmoreland (first team)  
Lanny Lofdahl (second team)
- 1942:** Pres Westmoreland (second team)
- 1945:** Charles Sokol (first team)
- 1947:** Al Adams (first team)






## RETIRED JERSEYS



# 42


**GRADY WALLACE**  
F, 6-5, 165, Mare Creek, Ky.

Grady Wallace, who wore number 42, was the first South Carolina player to have his jersey number retired. Wallace averaged an amazing 28.0 points per game in his career and led the NCAA in 1957 with 31.3 points per tilt, edging out Kansas' Wilt Chamberlain. Wallace holds down four of the top six scoring games in school history, scoring 54 points versus Georgia during his senior year. Wallace was honored as the South Carolina Legend at the 2009 SEC Tournament.



SEASON	G	FGM-FGA	PCT.	FTM-FTA	PCT.	REB-AVG.	PTS-AVG.
1955-56	23	217-484	.448	116-153	.758	250-10.9	550-23.9
1956-57	29	336-803	.418	234-303	.772	419-14.4	906-31.3
<b>TOTALS</b>	<b>52</b>	<b>553-1287</b>	<b>.430</b>	<b>350-456</b>	<b>.768</b>	<b>669-12.9</b>	<b>1456-28.0</b>


40



# 11


**JOHN ROCHE**  
G, 6-3, 180, The Bronx, N.Y.

John Roche's number was retired after a very successful three-year tenure from 1968-71. Roche made one or more of the recognized All-America teams in each of his three seasons. Roche holds South Carolina records for three-year career point average (22.5) and points in a game, scoring 56 vs. Furman his senior year.



SEASON	G	FGM-FGA	PCT.	FTM-FTA	PCT.	REB-AVG.	PTS-AVG.
1968-69	28	239-507	.471	184-226	.814	73-2.6	662-23.6
1969-70	28	222-469	.473	179-216	.829	70-2.5	623-22.3
1970-71	29	205-493	.416	215-262	.821	67-2.3	625-21.6
<b>TOTALS</b>	<b>85</b>	<b>666-1469</b>	<b>.453</b>	<b>578-704</b>	<b>.821</b>	<b>210-2.5</b>	<b>1910-22.5</b>






# 43


**KEVIN JOYCE**  
G, 6-3, 180, Merrick, N.Y.

The third number retired in Gamecock history was the number 43 of Kevin Joyce. Joyce scored 1,400 points in his three years at South Carolina, averaging 20.4 points per game as a senior. Joyce may be best known for out-jumping UNC's Lee Dedmon (6-10) with four seconds left in the 1971 ACC Tournament title game, tapping the ball to Tom Owens for the winning bucket. Joyce was a member of the 1972 U.S. Olympic team.



SEASON	G	FGM-FGA	PCT.	FTM-FTA	PCT.	REB-AVG.	AST-AVG.	BLK-AVG.	MIN-AVG.	PTS-AVG.
1970-71	23	109-223	.489	60-72	.833	111-4.8				278-12.1
1971-72	29	180-394	.457	170-216	.787	164-5.7				530-18.3
1972-73	29	220-508	.433	152-182	.835	140-4.8	152-5.2	8-0.3	1109-38.2	592-20.4
<b>TOTALS</b>	<b>81</b>	<b>509-1125</b>	<b>.452</b>	<b>382-370</b>	<b>.813</b>	<b>415-5.1</b>	<b>152-5.2</b>	<b>8-0.3</b>	<b>1109-38.2</b>	<b>1400-17.3</b>

41



# 22


**ALEX ENGLISH**  
F, 6-8, 190, Columbia, S.C.

Retired after his senior season of 1976, the number 22 worn by Alex English was the last South Carolina jersey number to be retired before BJ McKie's was retired in Dec. of 2005. English was a consensus All-American at South Carolina and is second on the Gamecock all-time scoring list with 1,972 points. English started every game in a four-year span (111) and was a 52.8% shooter from the field in the process.



SEASON	G	FGM-FGA	PCT.	FTM-FTA	PCT.	REB-AVG.	AST-AVG.	BLK-AVG.	MIN-AVG.	PTS-AVG.
1972-73	29	189-368	.514	44-70	.629	306-10.6	25-0.9	54-1.9	1037-35.8	422-14.6
1973-74	27	209-395	.529	75-112	.670	237-8.8	28-1.0	61-2.3	1007-37.3	493-18.3
1974-75	28	199-359	.554	49-77	.636	244-8.7	30-1.1	69-2.5	1024-36.6	447-16.0
1975-76	27	258-468	.551	94-134	.701	277-10.3	27-1.0	46-1.7	1045-38.7	610-22.6
<b>TOTALS</b>	<b>111</b>	<b>855-1590</b>	<b>.538</b>	<b>262-393</b>	<b>.667</b>	<b>1064-9.6</b>	<b>110-1.0</b>	<b>230-2.1</b>	<b>4113-37.1</b>	<b>1972-17.8</b>





# 3

## BJ MCKIE

G, 6-2, 190, Columbia, S.C.

BJ McKie finished his career as South Carolina's all-time leading scorer with 2,119 points and became just the 12th person in SEC history to be named AP First Team All-SEC three years. A two-time captain, he played in 123 consecutive games, scoring in double figures 111 times and scoring 20+ points 38 times (10 as a senior). He averaged 17.3 points his senior year and was third in SEC scoring. McKie helped lead South Carolina to its first SEC basketball title in 1997 when he averaged 17.4 points.



SEASON	G	FGM-FGA	PCT.	FTM-FTA	PCT.	REB-AVG.	AST-AVG.	BLK-AVG.	MIN-AVG.	PTS-AVG.
1995-96	31	147-315	.467	141-185	.762	95-3.1	88-2.8	2-.06	1000-32	478-15.4
1995-97	32	162-355	.462	166-219	.758	125-3.9	86-2.7	0-0.0	1021-32	556-17.4
1997-98	31	160-365	.438	205-262	.782	110-3.5	93-3.0	2-.06	1035-33	574-18.8
1998-99	29	145-353	.411	160-207	.773	100-3.4	115-4.0	6-.21	965-33	501-17.3
<b>TOTALS</b>	<b>123</b>	<b>616-1388</b>	<b>.444</b>	<b>672-873</b>	<b>.770</b>	<b>430-3.5</b>	<b>382-3.1</b>	<b>10-.08</b>	<b>4021-33</b>	<b>2119-17.2</b>





## MEN'S BASKETBALL PLAYERS IN THE SOUTH CAROLINA ATHLETICS HALL OF FAME

*Since the University of South Carolina Athletics Hall of Fame was established in 1967, 25 members associated with the Gamecock basketball squad have been inducted, including 2017 inductee Larry Davis.*

**RONNIE COLLINS (2002)**

**BASKETBALL • 1961-64**

Led team in scoring during the 1963-64 season with 23.7 points per game... led team in rebounding during the 1961-62 season, averaging 8.4 rebounds a game... posted 1,256 points during his career in the Garnet and Black... named to the Atlantic Coast All-Conference team in 1964... selected to the ACC All-Tournament team in 1962 (second team).

**LARRY DAVIS (2017)**

**BASKETBALL • 1996-97**

Named first-team All-SEC by the Associated Press and the coaches in 1997 for Eddie Fogler's SEC championship squad... also named third-team All-America by Basketball Weekly... named second-team All-SEC by the coaches and third-team by the AP in 1996... his two-year scoring mark of 1,068 points is the second-most points ever scored by a two-year player... connected on 152 three-point field goals during his career and led the Gamecocks in scoring during the 1995-96 season.

**DEVAN DOWNEY (2015)**

**BASKETBALL • 2008-10**

Downey ranks fourth on the South Carolina all-time scoring list with 1,901 points, a mark he achieved in just three seasons (2008-10). Downey was a three-time first-team All-SEC performer by the AP and Coaches and earned honorable mention All-America honors in 2009 and 2010. He was also a two-time SEC All-Defensive team selection in '09 and '10.

**EARL DUNHAM (1997)**

**FOOTBALL • 1936-38;**

**BASKETBALL • 1937**

**BASEBALL • 1937-38**

Letterman in three different sports at Carolina... a Phi Beta Kappa honor society member... helped lead the Gamecocks to a combined 16-17-2 record his three football seasons... the Carolina baseball team was 17-13 in his two seasons while the Gamecock basketball squad was 13-7, 8-4 in the Southern Conference in 1937.

**MIKE DUNLEAVY (2014)**

**BASKETBALL • 1972-76**

As a guard playing for legendary coach Frank McGuire, Dunleavy scored 1,586 points in his career, which ranks sixth all time... Was a deadly long-range shooter before the three-point shot was instituted, and hit 80 percent of his career free throws... Mike enjoyed a successful career in the NBA as both a player and coach.

**ALEX ENGLISH (1988)**

**BASKETBALL • 1973-76**

Second all-time leading scorer in South Carolina history with 1,972 points... inducted into the Basketball Hall of Fame in 1997... started every game of his college career (111)... holds records for career minutes played (4,113), field goals made (855), field goals attempted (1,590) and is third on list in blocked shots (230) and in career rebounds (1,064)... led the Gamecocks to two NCAA Tournament bids and one NIT appearance... jersey #22 was retired following his career... played for three NBA teams (Indiana Pacers, Denver Nuggets, Dallas Mavericks) in his career... led the league in scoring in 1983 with 28.4 ppg... had eight straight seasons of 2,000+ points and was the NBA's leading scorer in the 1980s... averaged 30+ minutes and 20+ points an outing for 10 seasons with Denver... had his jersey #2 retired by Denver in April, 1993.

**ZAM FREDRICK (2002)**

**BASKETBALL • 1978-81**

Led the nation in scoring during the 1980-81 season, averaging 28.9 points per game... scored 1,383 career points as a South Carolina Gamecock... ranks in the USC record book with a career average of 13.7 points per game... played professionally in Europe... is the head basketball coach at Calhoun County (SC) High School.

**GARY GREGOR (2003)**

**BASKETBALL • 1965-68**

Led the Atlantic Coast Conference in rebounding and earned all-conference honors in 1967 and 1968... averaged 15.6 points and 12.6 rebounds per game for career... was a first-round draft choice of the Phoenix Suns and went on to earn NBA All-Rookie honors.

**SKIP HARLICKA (1997)**

**BASKETBALL • 1966-68**

Three-year letterman... was part of Frank McGuire's first recruiting class at Carolina... finished his career with 1,209 points and a 17.5 points per game average... led the Gamecocks in scoring every season and was a Chuck Taylor's Converse Yearbook All-American... named a first-team All-ACC member his senior year and was on the ACC All-Tournament team twice (1966 and 1968)... played a key role in Carolina's rise to the top of the ACC as the Gamecocks defeated Duke and North Carolina on "Tobacco Road" in back-to-back games his senior season.

**KEVIN JOYCE (1998)**

**BASKETBALL • 1971-73**

Three-year letterwinner... had jersey No. 43 retired... scored 1,400 career points, averaging 20.4 a game as a senior... led USC to three straight NCAA Tournament appearances... outjumped UNC's 6-10 center Lee Dedmon on a jump-ball, tapping the ball to Tom Owens for the winning bucket to capture the 1971 ACC Tournament title... starting guard on the 1972 USA Olympic team... named AP, UPI and NAMC second-team All-America in 1973.

**BILLY LAVAL (2016)**

**HEAD FOOTBALL, BASEBALL**

**BASKETBALL COACH • 1928-34**

Coach Laval was the first football coach in Carolina history to produce seven-consecutive winning seasons, a feat only matched by Steve Spurrier. He was asked to coach the basketball team for the 1932-33 season and won the Southern Conference championship that season. That title was Carolina's only basketball championship until Frank McGuire won the ACC in 1971. In baseball, of the 13 head coaches at Carolina that have coached over 50 games, Laval holds the all-time top winning percentage, as his teams from 1928-1934 went 89-33-1 for a .728 mark.

**HENRY MARTIN (2008)**

**BASKETBALL • 1942, 1947-49**

Played basketball at Carolina in 1942 and again from 1947-49... was the first Carolina basketball player to score 1,000 career points and capped off his career with a 32-point effort as the Gamecocks beat Clemson in 1949.

**FRANK MCGUIRE (1980)**

**HEAD BASKETBALL COACH • 1964-80**

Named National Coach of the Year three times — once each at South Carolina (1970), North Carolina (1957) and St. John's (1952)... was inducted into the Naismith Basketball Hall of Fame in 1977... his 30-year collegiate head coaching record was a phenomenal 550-235, for a winning percentage of .701... led USC to six straight 20+ win seasons from 1968-69 to 1973-74... coached 16 years at South Carolina where he was 283-142, nine years at North Carolina (164-58), and five years at St. John's (103-35)... coached the Philadelphia Warriors of the NBA for one season and was 49-31... passed away in October, 1994.

**B.J. MCKIE (2006)**

**BASKETBALL • 1996-2000**

Ranks No. 1 in career points scored (2,119) and in free throws made at South Carolina... played in 123 career games... was a 1998 All-American and three-time All-SEC honoree... named the 1996 SEC Freshman of the Year and was a member of the SEC All-Freshman team... 1999 SEC Post-Graduate Community Service Award Winner... member of the 1997 SEC Championship team — 15-1 in the SEC... helped lead the Gamecocks to two NCAA Tournament appearances... had his jersey number retired in 2005... native of Irmo, S.C.

**TOM OWENS (2004)**

**BASKETBALL • 1969-71**

The only USC basketball player to score 1,000 points and grab 1,000 rebounds in three seasons... All-ACC selection who led the league in rebounding for three straight years, averaging 13.3 for his career.





**TOM RIKER (2009)**  
**BASKETBALL • 1970-72**

Two-year letterwinner... a First-Team Associated Press All-American... once scored 42 points in an NCAA tournament game... averaged 19.6 points as a senior and 15.8 points during his career, scoring 1,343 points in three seasons.

**JOHN ROCHE (1979)**  
**BASKETBALL • 1969-71**

Was a three-time All-American... his jersey, #11, was retired by USC... is the third-leading career scorer (1,910) and holds the second-highest career scoring average (22.5 ppg) at USC... is also the second-leading career free throw percentage shooter (.821)... lettered from 1969-71... was the first-round draft pick of the NBA Phoenix Suns in 1971... played professionally with the New York Nets in the ABA (1972-73), the ABA Kentucky Colonels (1973-74), the ABA Utah Stars (1975), the NBA Los Angeles Lakers (1976) and the NBA Denver Nuggets (1980-81)... played professionally in Italy in the late 1970s.

**BILL ROGERS (1969)**  
**FOOTBALL • 1924-26;**  
**BASEBALL • 1925-27**  
**BASKETBALL • 1925-27**

Earned nine letters while lettering in three varsity sports at USC from 1924-27... played football under Coach Branch Bocock from 1924-26... the football squad compiled a 20-10 record in those three seasons and had three straight winning campaigns... in basketball, scored 345 points in 47 career games... led USC to a 33-16 combined record on the hardwood... scored a career-high 23 points in a win at Clemson... lettered three years in baseball under Coach Bocock.

**JIM SLAUGHTER (1975)**  
**BASKETBALL • 1948-51**

Holds South Carolina's second-highest single-season rebound average (16.5 rpg), a mark he set in 1951... considered one of the school's top rebounders, though rebounding records were not kept until his senior season... selected All-American by the Helms Athletic Foundation in 1951... Gamecocks tallied 48-44 mark in his career... scored 1,521 points in 91 career games... averaged 17.3, 20.0 and 22.8 points, respectively, over his final three seasons... lettered 1948-49-50-51.

**JACK THOMPSON (1999)**  
**BASKETBALL • 1966-68**

Outstanding point guard under Coach Frank McGuire... arguably the best passer in Gamecock basketball history... scored 686 points in 63 games of three-year varsity career for a 10.9 average... two-time Atlantic Coast Conference All-Tournament selection (1967 & '68)... second-team All-ACC 1967... two-time team captain (1967 & '68)... team record was 52-27 during his career... native of Brooklyn, N.Y... played professionally with Indiana Pacers in ABA.

**FREDDIE TOMPKINS (1967)**  
**BASKETBALL • 1932-34**

Played in 38 career games and scored 509 points... led Gamecocks to a 17-2 mark and the SC Championship in 1932-33 and an 18-1 record (best winning percentage in school history - .947) in 1933-34... scored 13 points against Pittsburgh (considered the nation's top team) in a 38-35 win to end the season... averaged 12.7 points as a junior and 14.1 points as a senior... was a forward... coached by Billy Laval.

**GRADY WALLACE (1968)**  
**BASKETBALL • 1956-57**

Named All-America in 1957... was the national scoring champion in 1957 with a 31.3 ppg average... holds the school record for career scoring average (28.0 ppg), the school mark for a single-season average, and the second-best mark for career rebound average (12.8 rpg)... his jersey #42, was the first to be retired at South Carolina... lettered in 1955-56 and 1956-57... scored 54 points vs. Georgia in 1957.

**MELVIN WATSON (2011)**  
**BASKETBALL • 1994-98**

Three-time All-SEC basketball player... earned third-team honors in 1996, was a first-team selection 1997, and a second-team honoree in 1998... still ranks as Carolina's all-time leader in games started (116) along with teammate BJ McKie, while ranking first in career assists (543) and fourth in steals (194)... led the team in assists in all four of his seasons... ranks 14th all-time in South Carolina history with 1,424 points... South Carolina averaged 19 wins per season during his four-year career.

**SCOTTI WARD (2021)**  
**BASKETBALL • 1960-63**

Ward was the point guard on the Carolina men's basketball team from 1960-63. He averaged 14.3 points per game throughout his career, including a team-high 17.6 points per game as a senior. He also connected on nearly 84 percent of his free throw attempts, third on the all-time list. A 1,000-point scorer, Ward earned second team All-ACC honors in 1963.

**ART WHISNANT (2001)**  
**BASKETBALL • 1959-62**

At six feet four, Whisnant more than held his own against much larger centers... three-time All-Atlantic Coast Conference, first team 1962, second team 1960-61... ACC All-Tournament team 1961-62... averaged 19.1 points in 79 games over three varsity seasons... claimed 723 rebounds... his 1,505 career points ranks in top 10 on all-time list... attempted a record 880 career free throws (more than 10 per game), made 567... consistent scorer throughout career averaging 17.0 points per game as a sophomore, 19.1 as a junior and 21.0 as a senior.

**BRIAN WINTERS (2008)**  
**BASKETBALL • 1972-74**

Starred for Coach Frank McGuire, scoring 1,079 points despite being hampered by injuries and mononucleosis... known as a smooth-as-silk clutch performer who was deadly from long range, also became very adept at heaving the ball from his own baseline to a teammate breaking under the opponent's basket... drafted by the Los Angeles Lakers, Winters was traded to the Milwaukee Bucks for Kareem Abdul-Jabbar... became a scoring machine in Milwaukee and had his jersey retired by the NBA franchise.



***Two former Gamecocks are members of the Naismith Memorial Basketball Hall of Fame***



**COACH FRANK MCGUIRE  
(INDUCTED IN 1977)**

- Coached at South Carolina from 1965-80
- Is the all-time winningest coach in Carolina history with 283 victories; Compiled a 283-142 record in 16 seasons, a .667 winning percentage
- Led the Gamecocks to four consecutive NCAA Tournament appearances (1971-74) and six postseason appearances in seven seasons (1969, 1971-75) including the NIT
- Led the 1971 Carolina squad to the Atlantic Coast Conference title with a 52-51 victory over North Carolina in the ACC Tournament championship game
- Led the 1970 Carolina squad to one of the best seasons in history with a 25-3 record and 14-0 mark in the ACC
- Amassed 550 career victories in coaching stints at St. John's, North Carolina and South Carolina. Led the 1957 North Carolina squad to the National Championship
- Was instrumental in the growth of basketball in the Palmetto State




**ALEX ENGLISH  
(INDUCTED IN 1997)**

- Is the most decorated player in Carolina basketball history as he started in every USC game over his four-year career (111) between 1973-76
- Is second behind BJ McKie on the South Carolina all-time scoring list with 1,972 career points
- Was a 1975 All-American and Independent All-American
- Is one of five Carolina players to eclipse the century mark in points and rebounds (1,064)
- Is the South Carolina all-time leader in minutes played (4,113), field goals made (855), is second in scoring, field goals attempted (1,590) and is third in blocked shots per game (2.07), games started and blocked shots (230)
- Had a spectacular career in the NBA; Jersey, No. 2, retired by Denver in March, 1993
- 25,343 career points, 15 seasons and in 1193 career regular-season contests; Finished with 6,538 career rebounds (5.5 rpg) and 4,351 assists (3.6 apg)
- Played in eight NBA All-Star games
- Scored more points in the 1980s than any other NBA player
- Led the NBA with 28.4 ppg during 1982-83 season
- Scored 2,000 or more points an amazing eight times, averaging at least 20 points a game for 10 consecutive seasons (1980-89)
- Top average was 1985-86 season (29.8), a year that saw the Nuggets advance to the NBA Western Conference Finals
- Also played for Milwaukee, Indiana and Dallas





## 1,000 POINT CLUB




2,119

BJ MCKIE

•• GUARD, 6-2, 190, COLUMBIA, S.C.

SEASON	G	FIELD GOALS	PCT.	FREE THROWS	PCT.	PTS.	AVG.
1995-96	31	147-315	.467	141-185	.762	478	15.4
1996-97	32	164-355	.462	166-219	.758	556	17.4
1997-98	31	160-365	.438	205-262	.782	584	18.8
1998-99	29	145-353	.411	160-207	.773	501	17.3
<b>TOTALS</b>	<b>123</b>	<b>616-1388</b>	<b>.444</b>	<b>672-873</b>	<b>.770</b>	<b>2119</b>	<b>17.2</b>




1,972

ALEX ENGLISH

•• FORWARD, 6-8, 190, COLUMBIA, S.C.

SEASON	G	FIELD GOALS	PCT.	FREE THROWS	PCT.	PTS.	AVG.
1972-73	29	189-368	.514	44-70	.629	422	14.6
1973-74	27	209-395	.529	75-112	.670	493	18.3
1974-75	28	199-359	.554	49-77	.636	447	16.0
1975-76	27	258-468	.551	94-134	.701	610	22.6
<b>TOTALS</b>	<b>111</b>	<b>855-1590</b>	<b>.538</b>	<b>262-393</b>	<b>.667</b>	<b>1972</b>	<b>17.8</b>




1,941

SINDARIUS THORNWELL

•• GUARD, 6-5, 211, LANCASTER, S.C.

SEASON	G	FIELD GOALS	PCT.	FREE THROWS	PCT.	PTS.	AVG.
2013-14	34	143-370	.386	131-178	.736	454	13.4
2014-15	33	114-335	.340	101-141	.716	367	11.1
2015-16	34	144-377	.382	123-161	.764	457	13.4
2016-17	31	195-439	.444	215-259	.830	663	21.4
<b>TOTALS</b>	<b>132</b>	<b>596-1521</b>	<b>.391</b>	<b>570-739</b>	<b>.771</b>	<b>1941</b>	<b>14.7</b>




1,910

JOHN ROCHE

•• GUARD, 6-3, 180, NEW YORK, N.Y.

SEASON	G	FIELD GOALS	PCT.	FREE THROWS	PCT.	PTS.	AVG.
1968-69	28	239-507	.471	184-226	.814	662	23.6
1969-70	28	222-469	.473	179-216	.829	623	22.3
1970-71	29	205-493	.416	215-262	.821	625	21.6
<b>TOTALS</b>	<b>85</b>	<b>666-1469</b>	<b>.453</b>	<b>578-704</b>	<b>.821</b>	<b>1910</b>	<b>22.5</b>




1,901

DEVAN DOWNEY

•• GUARD, 5-9, 170, CHESTER, S.C.

SEASON	G	FIELD GOALS	PCT.	FREE THROWS	PCT.	PTS.	AVG.
2007-08	32	218-515	.423	99-135	.733	588	18.4
2008-09	31	231-527	.438	100-134	.746	614	19.8
2009-10	31	237-592	.400	156-187	.834	699	22.5
<b>TOTAL</b>	<b>94</b>	<b>686-1,634</b>	<b>.419</b>	<b>355-456</b>	<b>.779</b>	<b>1,901</b>	<b>20.2</b>




1,745

## JIMMY FOSTER

•• FORWARD, 6-8, 220, GREENVILLE, S.C.

SEASON	G	FIELD GOALS	PCT.	FREE THROWS	PCT.	PTS.	AVG.
1980-81	27	149-257	.580	86-173	.497	384	14.2
1981-82	20	126-213	.592	56-116	.483	308	15.4
1982-83	31	203-332	.611	129-242	.533	535	17.3
1983-84	28	200-336	.595	118-239	.494	518	18.5
<b>TOTALS</b>	<b>106</b>	<b>678-1138</b>	<b>.596</b>	<b>389-770</b>	<b>.505</b>	<b>1745</b>	<b>16.5</b>




1,586

## MIKE DUNLEAVY

•• GUARD, 6-2, 175, BROOKLYN, N.Y.

SEASON	G	FIELD GOALS	PCT.	FREE THROWS	PCT.	PTS.	AVG.
1972-73	29	122-236	.517	59-72	.819	303	10.4
1973-74	27	167-369	.453	97-116	.836	431	16.0
1974-75	28	182-368	.494	91-119	.765	455	16.3
1975-76	27	144-297	.485	109-139	.784	397	14.7
<b>TOTALS</b>	<b>111</b>	<b>615-1270</b>	<b>.484</b>	<b>356-446</b>	<b>.798</b>	<b>1586</b>	<b>14.3</b>




1,541

## CARLOS POWELL

•• FORWARD, 6-7, 220, FLORENCE, S.C.

SEASON	G	FIELD GOALS	PCT.	FREE THROWS	PCT.	PTS.	AVG.
2001-02	37	88-192	.458	41-61	.672	232	6.3
2002-03	28	135-305	.443	53-76	.697	353	12.6
2003-04	34	165-369	.447	66-106	.623	416	12.2
2004-05	33	212-400	.530	110-161	.683	540	16.4
<b>TOTALS</b>	<b>132</b>	<b>600-1266</b>	<b>.474</b>	<b>270-404</b>	<b>.668</b>	<b>1541</b>	<b>11.7</b>




1,521

## JIM SLAUGHTER

•• CENTER, 6-11, 200, ROANOKE, VA.

SEASON	G	FIELD GOALS	PCT.	FREE THROWS	PCT.	PTS.	AVG.
1947-48	23	52-		46-77	.597	150	6.5
1948-49	22	154-		73-113	.646	381	17.3
1949-50	21	167-		87-142	.613	421	20.0
1950-51	25	222-458	.483	125-208	.600	569	22.8
<b>TOTALS</b>	<b>91</b>	<b>595-</b>		<b>331-540</b>	<b>.613</b>	<b>1521</b>	<b>16.7</b>



1,509

## CHRIS SILVA

•• FORWARD, 6-9, 234, LIBREVILLE, GABON

SEASON	G	FIELD GOALS	PCT.	FREE THROWS	PCT.	PTS.	AVG.
2015-16	32	53-110	.482	67-110	.609	173	5.4
2016-17	37	122-233	.524	134-179	.749	378	10.2
2017-18	33	127-272	.467	213-283	.753	472	14.3
2018-19	32	150-295	.508	163-219	.744	486	15.2
<b>TOTALS</b>	<b>134</b>	<b>452-910</b>	<b>.496</b>	<b>577-791</b>	<b>.729</b>	<b>1509</b>	<b>11.2</b>






1,505

ART WHISNANT

•• FORWARD/CENTER, 6-4, 210, ICARD, N.C.

SEASON	G	FIELD GOALS	PCT.	FREE THROWS	PCT.	PTS.	AVG.
1959-60	26	143-395	.362	155-273	.568	441	17.0
1960-61	26	149-382	.390	199-296	.675	497	19.1
1961-62	27	177-380	.465	213-311	.685	567	21.0
<b>TOTALS</b>	<b>79</b>	<b>469-1157</b>	<b>.405</b>	<b>567-880</b>	<b>.644</b>	<b>1505</b>	<b>19.0</b>




1,488

TRE' KELLEY

•• GUARD, 6-0, 188, WASHINGTON, D.C.

SEASON	G	FIELD GOALS	PCT.	FREE THROWS	PCT.	PTS.	AVG.
2003-04	34	58-146	.397	42-61	.689	172	5.1
2004-05	33	104-240	.433	56-95	.589	295	8.9
2005-06	38	166-398	.417	75-98	.765	474	12.5
2006-07	29	198-454	.436	96-120	.800	547	12.9
<b>TOTALS</b>	<b>134</b>	<b>526-1238</b>	<b>.425</b>	<b>269-374</b>	<b>.179</b>	<b>1488</b>	<b>11.1</b>



1,456

GRADY WALLACE

•• FORWARD, 6-5, 165, MARE CREEK, KY.

SEASON	G	FIELD GOALS	PCT.	FREE THROWS	PCT.	PTS.	AVG.
1955-56	23	217-484	.448	116-153	.758	550	23.9
1956-57	29	336-803	.418	234-303	.772	906	31.3
<b>TOTALS</b>	<b>52</b>	<b>553-1287</b>	<b>.430</b>	<b>350-456</b>	<b>.768</b>	<b>1456</b>	<b>28.0</b>




1,445

TERRY DOZIER

•• FORWARD, 6-9, 210, BALTIMORE, MD.

SEASON	G	FIELD GOALS	PCT.	FREE THROWS	PCT.	PTS.	AVG.
1985-86	17	92-194	.474	50-64	.781	234	13.8
1986-87	29	188-388	.485	105-129	.814	492	17.0
1987-88	28	153-307	.498	59-89	.663	374	13.4
1988-89	30	127-284	.447	85-112	.759	345	11.5
<b>TOTALS</b>	<b>104</b>	<b>560-1173</b>	<b>.477</b>	<b>299-394</b>	<b>.759</b>	<b>1445</b>	<b>13.9</b>



1,439

JO JO ENGLISH

•• GUARD, 6-4, 205, COLUMBIA, S.C.

SEASON	G	FIELD GOALS	PCT.	FREE THROWS	PCT.	PTS.	AVG.
1988-89	28	43-102	.422	17-29	.586	105	3.8
1989-90	27	155-317	.489	67-107	.626	412	15.3
1990-91	33	174-377	.462	92-125	.736	496	15.0
1991-92	27	159-370	.430	62-100	.620	426	15.8
<b>TOTALS</b>	<b>115</b>	<b>527-1166</b>	<b>.452</b>	<b>238-361</b>	<b>.659</b>	<b>1439</b>	<b>12.5</b>



1,424

## MELVIN WATSON

•• GUARD, 6-1, 195, CHARLESTON, S.C.

SEASON	G	FIELD GOALS	PCT.	FREE THROWS	PCT.	PTS.	AVG.
1994-95	27	128-316	.405	73-119	.613	361	13.4
1995-96	31	140-311	.450	71-96	.740	379	12.2
1996-97	31	115-296	.389	83-127	.654	342	11.0
1997-98	30	122-307	.397	62-81	.765	342	11.4
<b>TOTALS</b>	<b>119</b>	<b>505-1230</b>	<b>.411</b>	<b>289-423</b>	<b>.683</b>	<b>1424</b>	<b>12.0</b>




1,409

## DUANE NOTICE

•• GUARD, 6-2, 225, TORONTO, CANADA

SEASON	G	FIELD GOALS	PCT.	FREE THROWS	PCT.	PTS.	AVG.
2013-14	34	90-237	.380	78-116	.672	279	8.2
2014-15	33	127-337	.377	72-91	.791	387	11.7
2015-16	34	115-296	.389	68-91	.747	366	10.8
2016-17	37	122-311	.392	64-95	.674	377	10.2
<b>TOTALS</b>	<b>138</b>	<b>454-1181</b>	<b>.384</b>	<b>282-393</b>	<b>.717</b>	<b>1409</b>	<b>10.2</b>




1,400

## KEVIN JOYCE

•• GUARD, 6-3, 190, MERRICK, N.Y.

SEASON	G	FIELD GOALS	PCT.	FREE THROWS	PCT.	PTS.	AVG.
1970-71	23	109-223	.489	60-72	.833	278	12.1
1971-72	29	180-394	.457	170-216	.787	530	18.3
1972-73	29	220-508	.433	152-182	.835	592	20.4
<b>TOTALS</b>	<b>81</b>	<b>509-1125</b>	<b>.452</b>	<b>382-470</b>	<b>.813</b>	<b>1400</b>	<b>17.</b>




1,383

## ZAM FREDRICK

•• GUARD, 6-2, 180, ST. MATTHEWS, S.C.

SEASON	G	FIELD GOALS	PCT.	FREE THROWS	PCT.	PTS.	AVG.
1977-78	20	15-39	.385	7-10	.700	37	1.9
1978-79	27	164-338	.485	48-67	.716	376	13.9
1979-80	27	82-207	.396	25-41	.610	189	7.0
1980-81	27	300-591	.508	181-223	.812	781	28.9
<b>TOTALS</b>	<b>101</b>	<b>561-1175</b>	<b>.479</b>	<b>261-341</b>	<b>.765</b>	<b>1383</b>	<b>13.7</b>




1,360

## MIKE DOYLE

•• GUARD/FORWARD, 6-5, 195, THE BRONX, N.Y.

SEASON	G	FIELD GOALS	PCT.	FREE THROWS	PCT.	PTS.	AVG.
1976-77	25	82-194	.423	58-73	.793	222	8.9
1977-78	28	147-289	.509	90-133	.677	384	13.7
1978-79	27	163-330	.494	87-125	.696	413	15.3
1979-80	27	124-263	.471	93-110	.845	341	12.6
<b>TOTALS</b>	<b>107</b>	<b>516-1076</b>	<b>.480</b>	<b>328-441</b>	<b>.744</b>	<b>1360</b>	<b>12.7</b>






1,345

NATE DAVIS

•• FORWARD, 6-4, 190, COLUMBIA, S.C.

SEASON	G	FIELD GOALS	PCT.	FREE THROWS	PCT.	PTS.	AVG.
1973-74	27	80-160	.500	23-33	.697	183	6.8
1974-75	28	145-282	.514	36-48	.750	326	11.6
1975-76	27	194-387	.501	41-55	.745	429	15.9
1976-77	26	178-384	.464	51-69	.739	407	15.7
<b>TOTALS</b>	<b>108</b>	<b>597-1213</b>	<b>.492</b>	<b>151-205</b>	<b>.737</b>	<b>1345</b>	<b>12.5</b>




1,343

TOM RIKER

•• CENTER/FORWARD, 6-10, 225, HICKSVILLE, N.Y.

SEASON	G	FIELD GOALS	PCT.	FREE THROWS	PCT.	PTS.	AVG.
1969-70	28	143-277	.516	101-151	.669	387	13.8
1970-71	29	148-313	.473	110-173	.636	406	14.0
1971-72	28	208-375	.555	134-187	.716	550	19.6
<b>TOTALS</b>	<b>85</b>	<b>499-965</b>	<b>.517</b>	<b>345-511</b>	<b>.675</b>	<b>1343</b>	<b>15.8</b>




1,325

TOM OWENS

•• FORWARD, 6-10, 223, THE BRONX, N.Y.

SEASON	G	FIELD GOALS	PCT.	FREE THROWS	PCT.	PTS.	AVG.
1968-69	28	177-337	.525	106-170	.624	460	16.4
1969-70	28	174-359	.485	96-151	.636	444	15.9
1970-71	28	152-308	.494	117-173	.676	421	15.0
<b>TOTALS</b>	<b>84</b>	<b>503-1004</b>	<b>.501</b>	<b>319-494</b>	<b>.646</b>	<b>1325</b>	<b>15.8</b>

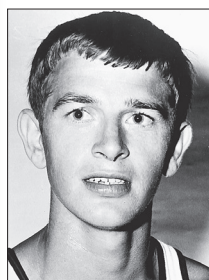


1,295

JAMIE WATSON

•• GUARD/FORWARD, 6-7, 210, ELM CITY, N.C.

SEASON	G	FIELD GOALS	PCT.	FREE THROWS	PCT.	PTS.	AVG.
1990-91	33	81-193	.420	25-44	.568	197	6.0
1991-92	28	92-209	.440	22-42	.524	211	7.5
1992-93	27	159-345	.461	70-109	.642	397	14.7
1993-94	27	185-403	.459	91-135	.674	490	18.1
<b>TOTALS</b>	<b>115</b>	<b>516-1148</b>	<b>.449</b>	<b>208-330</b>	<b>.630</b>	<b>1295</b>	<b>11.3</b>



1,256

RONNIE COLLINS

•• FORWARD, 6-3, 175, WINNSBORO, S.C.

SEASON	G	FIELD GOALS	PCT.	FREE THROWS	PCT.	PTS.	AVG.
1961-62	27	112-251	.445	84-95	.882	306	11.3
1962-63	23	133-303	.439	115-148	.777	381	16.6
1963-64	24	211-422	.500	147-189	.757	569	23.7
<b>TOTALS</b>	<b>74</b>	<b>456-976</b>	<b>.467</b>	<b>346-432</b>	<b>.801</b>	<b>1256</b>	<b>17.</b>




1,251

JOE SMITH

•• FORWARD, 6-3, 185, LYMAN, S.C.

SEASON	G	FIELD GOALS	PCT.	FREE THROWS	PCT.	PTS.	AVG.
1951-52	21	25-59	.451	11-24	.458	61	2.9
1952-53	24	132-360	.366	113-172	.677	377	15.7
1953-54	26	147-365	.402	137-234	.575	431	16.6
1954-55	26	146-363	.402	90-168	.535	382	14.7
<b>TOTALS</b>	<b>97</b>	<b>450-1147</b>	<b>.396</b>	<b>351-598</b>	<b>.587</b>	<b>1251</b>	<b>12.8</b>



1,250

LEE COLLINS

•• CENTER, 6-6, LANCASTER, S.C.

SEASON	G	FIELD GOALS	PCT.	FREE THROWS	PCT.	PTS.	AVG.
1952-53	17	21-67	.313	23-40	.575	65	3.8
1953-54	26	110-314	.350	112-146	.767	332	12.7
1954-55	27	155-391	.396	125-174	.718	435	16.1
1955-56	22	148-387	.382	122-162	.753	418	19.0
<b>TOTALS</b>	<b>92</b>	<b>434-1159</b>	<b>.374</b>	<b>382-522</b>	<b>.732</b>	<b>1250</b>	<b>13.6</b>



1,231

BARRY MANNING

•• GUARD, 6-4, 205, COLUMBIA, S.C.

SEASON	G	FIELD GOALS	PCT.	FREE THROWS	PCT.	PTS.	AVG.
1987-88	29	79-177	.446	22-38	.579	182	6.3
1988-89	30	154-298	.517	48-86	.558	360	12.0
1989-90	4	23-44	.523	3-4	.750	55	13.8
1990-91	31	142-313	.454	75-122	.615	392	12.6
1991-92	27	93-222	.419	43-73	.589	242	9.0
<b>TOTALS</b>	<b>121</b>	<b>491-1054</b>	<b>.466</b>	<b>191-323</b>	<b>.591</b>	<b>1231</b>	<b>10.2</b>




1,209

SKIP HARLICKA

•• GUARD, 6-1, 178, TRENTON, N.J.

SEASON	G	FIELD GOALS	PCT.	FREE THROWS	PCT.	PTS.	AVG.
1965-66	24	134-322	.404	76-108	.704	344	14.3
1966-67	23	150-308	.487	48-72	.667	385	16.7
1967-68	22	198-392	.505	84-122	.689	480	21.8
<b>TOTALS</b>	<b>69</b>	<b>482-1022</b>	<b>.472</b>	<b>208-302</b>	<b>.689</b>	<b>1209</b>	<b>17.5</b>




1,204

TARENCE KINSEY

•• FORWARD, 6-6, 189, TAMPA, FLA.

SEASON	G	FIELD GOALS	PCT.	FREE THROWS	PCT.	PTS.	AVG.
2002-03	20	18-50	.360	6-16	.375	43	2.2
2003-04	33	98-244	.402	56-80	.700	273	8.3
2004-05	32	99-251	.394	52-78	.667	286	8.9
2005-06	38	209-461	.453	113-134	.843	602	15.8
<b>TOTALS</b>	<b>123</b>	<b>424-1006</b>	<b>.421</b>	<b>227-308</b>	<b>.737</b>	<b>1204</b>	<b>9.8</b>





1,192

## MICHAEL FOSTER

•• GUARD, 6-2, 175, GREENSBORO, N.C.

SEASON	G	FIELD GOALS	PCT.	FREE THROWS	PCT.	PTS.	AVG.
1983-84	28	70-174	.402	63-94	.670	203	7.3
1984-85	28	82-171	.480	68-92	.739	232	8.3
1985-86	28	128-255	.502	81-98	.827	337	12.0
1986-87	26	143-309	.463	95-112	.848	420	16.2
<b>TOTALS</b>	<b>110</b>	<b>423-909</b>	<b>.465</b>	<b>308-396</b>	<b>.778</b>	<b>1192</b>	<b>10.8</b>



1,153

## AJ LAWSON

•• GUARD, 6-6, 277, TORONTO, CANADA

SEASON	G	FIELD GOALS	PCT.	FREE THROWS	PCT.	PTS.	AVG.
2018-19	29	130-316	.411	80-120	.667	388	13.4
2019-20	31	135-326	.414	89-123	.724	416	13.4
2020-21	21	117-297	.394	56-80	.700	349	16.6
<b>TOTALS</b>	<b>81</b>	<b>382-939</b>	<b>.407</b>	<b>225-323</b>	<b>.697</b>	<b>1153</b>	<b>14.2</b>




1,143

## MICHAEL CARRERA

•• FORWARD, 6-5, 214, ANZOÁTEGUI, VENEZUELA

SEASON	G	FIELD GOALS	PCT.	FREE THROWS	PCT.	PTS.	AVG.
2012-13	27	89-201	.443	83-112	.741	268	9.9
2013-14	33	64-169	.379	63-100	.630	198	6.0
2014-15	30	70-167	.419	62-88	.705	214	7.1
2015-16	32	145-323	.449	122-162	.753	463	14.5
<b>TOTALS</b>	<b>122</b>	<b>368-860</b>	<b>.428</b>	<b>330-462</b>	<b>.714</b>	<b>1143</b>	<b>9.4</b>



1,142

## JOE RHETT

•• FORWARD, 6-8, 215, COLUMBIA, S.C.

SEASON	G	FIELD GOALS	PCT.	FREE THROWS	PCT.	PTS.	AVG.
1988-89	30	89-158	.563	35-50	.700	214	7.1
1989-90	22	98-202	.485	46-67	.687	243	11.0
1990-91	33	171-318	.538	73-125	.584	416	12.6
1991-92	16	114-210	.543	41-71	.577	269	16.8
<b>TOTALS</b>	<b>101</b>	<b>472-890</b>	<b>.530</b>	<b>195-313</b>	<b>.623</b>	<b>1142</b>	<b>11.3</b>




1,108

## JAMEL BRADLEY

•• GUARD, 6-2, 170, BECKLEY, W.VA.

SEASON	G	FIELD GOALS	PCT.	FREE THROWS	PCT.	PTS.	AVG.
1998-99	23	20-52	.385	4-6	.667	56	2.4
1999-00	31	69-161	.429	26-30	.867	223	7.2
2000-01	30	111-290	.383	47-62	.758	345	11.5
2001-02	37	163-384	.424	41-60	.683	484	13.1
<b>TOTALS</b>	<b>121</b>	<b>363-887</b>	<b>.409</b>	<b>118-158</b>	<b>.747</b>	<b>1108</b>	<b>9.2</b>




1,104

RAY PERICOLA

•• GUARD, 6-2, 195, UNION CITY, N.J.

SEASON	G	FIELD GOALS	PCT.	FREE THROWS	PCT.	PTS.	AVG.
1956-57	29	166-416	.400	102-161	.634	434	15.0
1957-58	24	131-318	.412	101-146	.691	363	15.1
1958-59	24	100-269	.371	107-156	.685	307	12.8
<b>TOTALS</b>	<b>77</b>	<b>397-1003</b>	<b>.396</b>	<b>319-463</b>	<b>.670</b>	<b>1104</b>	<b>14.3</b>




1,082

HENRY MARTIN

•• GUARD, 5-9, 165, COLUMBIA, S.C.

SEASON	G	FIELD GOALS	PCT.	FREE THROWS	PCT.	PTS.	AVG.
1942-43	19	83-		26-68	.382	192	10.1
1946-47	25	120-		40-67	.597	280	11.2
1947-48	23	107-		34-66	.515	248	10.8
1948-49	22	139-		74-105	.705	362	16.0
<b>TOTALS</b>	<b>89</b>	<b>449-</b>		<b>174-306</b>	<b>.568</b>	<b>1082</b>	<b>12.2</b>




1,079

BRIAN WINTERS

•• FORWARD, 6-5, 185, ROCKAWAY PARK, N.Y.

SEASON	G	FIELD GOALS	PCT.	FREE THROWS	PCT.	PTS.	AVG.
1971-72	29	90-175	.514	60-71	.845	240	8.3
1972-73	26	102-258	.465	59-81	.728	299	11.5
1973-74	27	299-446	.513	82-100	.820	540	20.0
<b>TOTALS</b>	<b>82</b>	<b>438-879</b>	<b>.499</b>	<b>201-252</b>	<b>.798</b>	<b>1079</b>	<b>13.2</b>



1,068

LARRY DAVIS

•• GUARD, 6-3, 190, DENMARK, S.C.

SEASON	G	FIELD GOALS	PCT.	FREE THROWS	PCT.	PTS.	AVG.
1995-96	31	183-407	.450	113-146	.774	557	18.0
1996-97	32	159-349	.456	119-148	.804	511	16.0
<b>TOTALS</b>	<b>63</b>	<b>342-756</b>	<b>.452</b>	<b>232-294</b>	<b>.789</b>	<b>1068</b>	<b>17.0</b>




1,067

CHUCK EIDSON

•• GUARD, 6-7, 205, SUMMERVILLE, S.C.

SEASON	G	FIELD GOALS	PCT.	FREE THROWS	PCT.	PTS.	AVG.
1999-00	32	109-257	.424	45-78	.577	291	9.1
2000-01	15	45-140	.321	36-49	.735	135	9.0
2001-02	37	109-277	.394	74-97	.763	325	8.8
2002-03	28	104-241	.436	81-99	.818	316	11.3
<b>TOTAL</b>	<b>112</b>	<b>368-915</b>	<b>.402</b>	<b>236-323</b>	<b>.731</b>	<b>1067</b>	<b>9.5</b>





1,065

CEDRICK HORDGES

•• FORWARD, 6-8, 220, MONTGOMERY, ALA.

SEASON	G	FIELD GOALS	PCT.	FREE THROWS	PCT.	PTS.	AVG.
1978-79	27	211-408	.517	106-167	.635	528	19.6
1979-80	27	223-393	.567	91-158	.576	537	19.9
<b>TOTALS</b>	<b>54</b>	<b>434-801</b>	<b>.542</b>	<b>197-325</b>	<b>.606</b>	<b>1065</b>	<b>19.7</b>




1,044

AARON LUCAS

•• GUARD, 5-11, 185, COLUMBIA, S.C.

SEASON	G	FIELD GOALS	PCT.	FREE THROWS	PCT.	PTS.	AVG.
1998-99	29	62-222	.279	18-34	.529	165	5.7
1999-00	28	67-180	.372	40-58	.690	197	7.0
2000-01	29	94-223	.422	86-122	.705	299	10.3
2001-02	37	131-317	.413	77-116	.664	383	10.4
<b>TOTALS</b>	<b>123</b>	<b>354-780</b>	<b>.453</b>	<b>221-330</b>	<b>.670</b>	<b>1044</b>	<b>14.3</b>




1,044

SCOTTI WARD

•• GUARD, 6-1, 175, VALPARAISO, IND.

SEASON	G	FIELD GOALS	PCT.	FREE THROWS	PCT.	PTS.	AVG.
1960-61	26	147-381	.386	69-88	.784	375	14.4
1961-62	23	107-268	.399	32-38	.842	247	10.7
1962-63	24	152-387	.393	118-136	.868	422	17.6
<b>TOTALS</b>	<b>73</b>	<b>406-1036</b>	<b>.392</b>	<b>219-262</b>	<b>.836</b>	<b>1044</b>	<b>14.3</b>



1,040

DARRYL MARTIN

•• FORWARD/CENTER, 6-7, 200, COLUMBIA, S.C.

SEASON	G	FIELD GOALS	PCT.	FREE THROWS	PCT.	PTS.	AVG.
1985-86	28	118-255	.463	78-100	.780	314	11.2
1986-87	29	161-271	.557	92-125	.736	394	13.6
1987-88	29	136-259	.525	60-76	.789	332	11.4
<b>TOTALS</b>	<b>86</b>	<b>405-785</b>	<b>.516</b>	<b>230-301</b>	<b>.764</b>	<b>1040</b>	<b>12.1</b>




1,028

MAIK KOTSAR

•• FORWARD, 6-11, 270, TALLIONN, ESTONIA

SEASON	G	FIELD GOALS	PCT.	FREE THROWS	PCT.	PTS.	AVG.
2016-17	37	97-198	.490	21-53	.396	215	5.8
2017-18	33	107-251	.426	58-99	.566	263	8.0
2018-19	30	84-192	.438	31-70	.443	202	6.7
2019-20	31	145-292	.497	58-84	.690	348	11.2
<b>TOTALS</b>	<b>131</b>	<b>433-933</b>	<b>.464</b>	<b>153-283</b>	<b>.541</b>	<b>1028</b>	<b>7.8</b>




1,027

JACK GILLOON

•• GUARD, 6-0, 160, WEST NEW YORK, N.J.

SEASON	G	FIELD GOALS	PCT.	FREE THROWS	PCT.	PTS.	AVG.
1974-75	28	76-227	.335	41-57	.719	193	6.9
1975-76	24	85-199	.427	49-64	.766	219	9.1
1976-77	26	100-253	.395	51-72	.708	251	9.7
1977-78	27	138-300	.460	88-116	.759	364	13.5
<b>TOTALS</b>	<b>105</b>	<b>399-979</b>	<b>.408</b>	<b>229-309</b>	<b>.741</b>	<b>1027</b>	<b>9.8</b>



1,013

DOMINIQUE ARCHIE

•• FORWARD, 6-7, 216, AUGUSTA, GA.

SEASON	G	FIELD GOALS	PCT.	FREE THROWS	PCT.	PTS.	AVG.
2006-07	30	104-191	.544	46-70	.657	265	8.8
2007-08	32	131-266	.492	53-79	.671	339	10.6
2008-09	31	125-246	.508	66-104	.635	337	10.9
2009-10	5	24-45	.533	18-22	.818	72	14.4
<b>TOTAL</b>	<b>98</b>	<b>384-748</b>	<b>.513</b>	<b>183-275</b>	<b>.665</b>	<b>1,013</b>	<b>10.3</b>






## 1,000 REBOUND CLUB



**1,159** **LEE COLLINS**

•• *CENTER, 6-6, LANCASTER, S.C.*


SEASON	G	REBOUNDS	AVG.
1952-53	17	51	3.0
1953-54	26	270	10.3
1954-55	27	434	16.1
1955-56	23	404	17.6
<b>TOTALS</b>	<b>93</b>	<b>1159</b>	<b>12.5</b>



**1,116** **TOM OWENS**

•• *FORWARD, 6-10, 223, THE BRONX, N.Y.*

SEASON	G	REBOUNDS	AVG.
1968-69	28	363	13.0
1969-70	28	393	14.0
1970-71	28	360	12.9
<b>TOTALS</b>	<b>84</b>	<b>1116</b>	<b>13.3</b>



**1,064** **ALEX ENGLISH**

•• *FORWARD, 6-8, 190, COLUMBIA, S.C.*


SEASON	G	REBOUNDS	AVG.
1972-73	29	306	10.6
1973-74	27	237	8.8
1974-75	28	244	8.7
1975-76	27	277	10.3
<b>TOTALS</b>	<b>111</b>	<b>1064</b>	<b>9.6</b>



**1,001** **JOE SMITH**

•• *FORWARD, 6-3, 185, LYMAN, S.C.*


SEASON	G	REBOUNDS	AVG.
1951-52	21	106	4.8
1952-53	24	310	12.9
1953-54	26	306	11.5
1954-55	29	279	10.7
<b>TOTALS</b>	<b>97</b>	<b>1001</b>	<b>10.3</b>



**1,000** **JIMMY FOSTER**

•• *FORWARD, 6-8, 220, GREENVILLE, S.C.*

SEASON	G	REBOUNDS	AVG.
1980-81	27	296	11.0
1981-82	20	166	8.3
1982-83	31	275	8.9
1983-84	28	263	9.4
<b>TOTALS</b>	<b>106</b>	<b>1000</b>	<b>9.4</b>



TOM OWENS COLLECTED 1,1116 REBOUNDS DURING HIS TIME AT SOUTH CAROLINA






## ALL-TIME COACHES



NEIL DOUGHERTY



WALT HAMBRICK



RAY JONES




DWANE MORRISON



DAVE ODOM



EDDIE PAYNE



TUBBY SMITH



BOB STEVENS



DON WALSH



FRANK MARTIN

**A**  
Anderson, Dick (Head, 1946)

**B**  
Bailey, Will (Assistant, 2020-2022 ; 2024-present)  
Berry, Neil (Graduate Assistant, 2009, Assistant 2010-2012)  
Blackburn, John (Assistant, 1941)  
Black, Jimmy (Assistant, 1991)  
Blatt, Greg (Assistant, 1976-78)  
Bocock, Branch (Head, 1925-27)  
Boynton, Mike Jr. (Assistant, 2009-2012)  
Bronson, Tanner (Assistant, 2022-present)  
Brown, J.H. (Head, 1909)  
Buckley, Tim (Assistant, 2022-2024)  
Bunton, Cypheus (Assistant, 2009-2010, 2011-2012)

**C**  
Callahan, Rick (Assistant, 1994-2001)  
Cherry, Scott (Assistant, 2009)  
Clark, Perry (Assistant, 2013-2020)  
Cooper, John (Assistant, 1996-2001)  
Crawford, Jack (Head, 1923-24)  
Cremins, Bobby (Assistant, 1974-75 ; Graduate Assistant, 1973)

**D**  
Driver, James (Head, 1912-13)  
Dooley, Joe (Assistant, 1991 ; Graduate Assistant, 1989-90)  
Dougherty, Neil (Assistant, 1994-95)  
Duckett, Rick (Assistant, 1986, 2002-2008)

**E**  
Early, Orlando (Assistant, 2010-2011)  
Ellerbe, Brian (Assistant, 1990)  
Enright, Rex (Head, 1943)  
Evans, Lamont (Asst., 2012-2016)

**F**  
Farrell, Charles (Head, 1916)  
Felton, George (Head, 1987-91)  
Figger, Matt (Assistant, 2012-13 Assoc. HC, 2013-2017)  
Findley, Henry (Head, 1944)  
Fogler, Eddie (Head, 1994-2001)  
Foster, Bill (Head, 1981-86)  
Foster, Dixon (Head, 1917-20)  
Freeman, James A. (Buck) (Assistant, 1965-73 ; Freshman, 1965-68 ; Consultant, 1974)

**G**  
Greiner, Mark (Assistant, 1987)  
**H**  
Hambrick, Walt (Head, 1959 ; Assistant 1956-58, 61 ; Freshman, 1956-58)  
Henderson, Charlie (Assistant, 1975-80 ; Graduate Assistant, 1974-75)  
Hill, L.W. (Head, 1915)  
Holland, James (Assistant, 1992-93)  
Horn, Darrin (Head, 2008-2012)

**J**  
Jobe, Ben (Assistant, 1974-78)  
Johnson, Frank (Head, 1941-43 ; 46-58)  
Jones, Ray (Assistant, 1981-86)  
Joyce, Kevin (Assistant, 1979-80 ; Volunteer, 1978)

**K**  
Kanskie, Kurt (Assistant, 1981-85)

**L**  
Lane, Brian (Assistant, 1993)  
Laval, Billy (Head, 1933)  
Lebo, Jeff (Assistant, 1994-98)  
Loving, Bill (Assistant, 1968-73)

**M**  
Martin, Frank (Head, 2012-2022)  
Martin, Jose "Chuck" (Assistant, 2017-22)  
McGuire, Frank (Head, 1965-80)  
McKinley, David (Assistant, 2023-present)  
McMillan, Johnnie (Head, 1945)  
Metzger, Sol (Head, 1921)  
Monk, Danny (Assistant, 1979-80)  
Morris, Craig (Assistant, 1992-93)  
Morrison, Dwane (Assistant, 1963-64 ; Head, 1964 ; Freshman, 1963-64)

**N**  
Nestor, Ernie (Assistant, 2002-03)  
Newton, Steve (Head, 1992-93)  
Noe, Chuck (Head, 1963-64)  
Norman, A.W. (Rock) (Head, 1929-32 ; 34-35)

**O**  
Odom, Dave (Head, 2001-2008)

**P**  
Paris, Lamont (Head, 2022-present)  
Payne, Eddie (Assistant, 1987-89 ; Associate Head, 1990-91)  
Petoskey, Ted (Head, 1936-40)  
Potosnak, Ken (Assistant, 2005-2008)

**R**  
Radebaugh, Barclay (Assistant, 1999-2001)  
Rigot, Scott (Graduate Assistant, 1987 ; Assistant, 1988-90)  
Rosemond, Ken (Assistant, 1959 ; Freshman, 1959)

**S**  
Sanderson, Barry (Assistant, 2001-2008)  
Scofield, F.E. (Head, 1910)  
Shannon, Eddie (Assistant, 2022-present)  
Shingler, Bruce (Assistant, 2016-2021)  
Sims, Lana (Head, 1922)  
Smith, Orlando "Tubby" (Assistant, 1987-89)  
Stauffer, Gordon (Assistant, 1960-62 ; Freshman, 1960-62)  
Steele, Brian (Assistant, 2021-2022)  
Steinwedel, Steve (Assistant, 1981-85)  
Stevens, Bob (Head, 1960-62)  
Stewart, Dick (Assistant, 1986)  
Stibler, Ken (Assistant, 1965)  
Stoney, A. Burnet (Head, 1928)  
Stokes, Ricky (Assistant, 2003-2005)

**U**  
Underwood, Brad (Assoc. HC, 2012-13)

**V**  
Vernau, Bill (Student Assistant, 1990 ; Graduate Assistant, 1991-92)

**W**  
Walsh, Don (Assistant, 1966-75 ; Associate Head, 1976-77)  
Wenzel, Bob (Assistant, 1981)





## LETTERMEN

### A

	YEARS	GAMES	PTS.
Abboushi, Chris	1987	21	21
Abrams, Hollins	1923-24	27	10
Adair, Bryant	1931-32	18	36
Adams, Al	1947-48	47	483
Adams	1920		
Ahern, D.J.	1944	11	23
Allen, Gus	1919	9	2
Anderson, Dick	1940-41	36	82
Anderson, Lee	1957-58	6	2
Anderson, Trey	2020-21	21	35
Anderson, William	1916		
Alexander, Gene	1938-39-40	60	296
Archie, Dominique	2007-08-09-10	98	1,013
Ary, T.S.	1944	15	216
Atkins, Henry	1980-81	14	9
Augustus, Golie	1975-76-77-78	88	517
Aydlett, Rick	1970-71-72	84	652

### B

Baggett, Bob	1944	14	176
Baker, Dick	1923	10	0
Balkman, Renaldo	2004-05-06	104	771
Baniulis, Evaldas	2007-08-09-10	115	528
Barrett, Dave	1962	17	40
Beall, Ted	1918	13	0
Beatty, David	2018	29	86
Bedenbaugh, C.E.	1930-31	28	83

Benson, Ja'Von	2021-22-23	15	29
Berstein, Russ	1944	1	0
Bessoir, Billy	1981	23	47
Best, Mickey	1951-52	47	431
Blanton, TeMarcus	2016-17	29	40
Boineau, Ed	1931	8	32
Boling, C.M.	1909		
Bolo, Eugene	1946	16	21
Bolden, Jair	2020	30	254
Bolt, Wade	1909-10	3	4
Booker, Frank	2018	33	418
Borup, Quad	2019	3	2
Bosmans-Verdonk, Benjamin	2023-24-25	77	135
Bostick, Andy	1994-95	55	682
Boswell, Tom	1975	27	446
Bowen, R.L.	1915-16-17-18	45	478
Boynton, Mike, Jr.	2001-02-03-04	125	541
Bradley, Jamel	1999-00-01-02	121	1108
Brantley, Tom	1931	9	33
Breckenridge, John	1986-87-88-89	48	66
Brittain, Mike	1982-83-84-85	109	864
Brogdon, Henry	1942-43	29	134
Brooker, F	1914-16	22	108
Brown, Hayden	2023	31	354
Brown, Kerbrell	2003-04	60	483
Bryant, Keyshawn	2019-20-21-22	98	973
Burkholder, Lynwood	1965-66-67	55	180
Burns	1915	8	6
Butler, Jordan	2025	28	49
Bynum, Terry	1993	26	159

### C

Cadray, Jo Jo	2000-01	9	5
Callahan, Mike	1958-59-60	74	963
Campbell, Tre	2019	32	228
Cantore, Phil	1943-44-47-48	74	531
Cantey, Willis	1936-37	19	22
Carlisle, Arthur	1996-97	49	151
Carnevale, Corkey	1968-69-70	39	30
Carrera, Michael	2013-14-15-16	122	1143
Carter Jr., Chico	2022-23	49	344
Carter, Devin	2022	30	271
Carter, Mitchell	2007-08-09	34	27
Carver, Bob	1970-71-72	82	494
Cauthen, Jimmy	1957		
Chambers, David	2007	5	0
Chandler, Walter	1927-28-29	47	168
Chappell, John	2002-03-04-05	76	75
Chatkevicius, Laimonas	2013-14-15-16	123	890
Clark, L.N. (Monk)	1926-27-28	45	222
Clark, Pat	1969	4	0
Clauson, George	1951-52	32	50
Clements, Jim	1973-74	20	20
Clemmons, Calvin	2000-01	38	118
Coleman, Randy	1951-52	19	33
Coleman, W.A.	1949-50	50	152
Cobb, Eric	2016	24	27
Coggeshall, Weston	2025	2	0
Collins, Jimmy	1962-63-64	62	648
Collins, Lee	1953-54-55-56	92	1250
Collins, Ronnie	1962-63-64	74	1256
Collins, Tom	1954	9	22
Connaughton, Mark	1977-78-79-80	65	109

Conrad, Branden	2008-09	22	48
Constable, Austin	2013-14	7	0
Conyers, Arden	2025	23	99
Cooke, Malik	2011-12	61	663
Cooper, Ta'Lon	2024	34	336
Cooper Jr., Ford	2021-22-23	20	19
Corchiani, Tommy	2017-18	7	0
Couisnard, Jermaine	2020-21-22	73	847
Craig, Larry	1936	7	2
Craig, Tom	1932-35	24	74
Crain, Dean	1956-57	17	48
Crawford, John	1937	18	47
Cremens, Bobby	1968-69-70	77	589
Cribb, Keith	1949	21	41
Cox, Don	1950-51-52	70	627
Cox, Tommy	1973-74	35	42
Crockett	1919		
Cronin, Bud	1960-61-62	79	624
Cudd, Jason	2018-19	28	30

### D

Daly, Ned	1944	15	31
Danner, H.E.	1912-13-14-15	24	28
Darmody, Kevin	1980-81-82-83	109	663
Davis, Herbert Lee	1997-98-99-00	122	745
Davis, Larry	1996-97	63	1068
Davis, Nate	1974-75-76-77	108	1345
Davis, Zachary	2023-24-25	95	523
Day, Dwayne	2005-06-07-08	107	507
DeVaughn, J.R.	1931	15	32
Devlin, T.P.	1929	5	2
Dial, Larry	1958-59-60	47	161
Dibba, Ebrima	2023-24	6	3
Dillingham, Charles	1909		
DiRuggeris, Eddie	1976	19	34
Doby, Raymond	2016	16	29
Donelan, Bill	1929	3	2
Douglas, Jack	1931-32	6	0
Downey, Devan	2008-09-10	94	1,901
Doyle, Mike	1977-78-79-80	107	1360
Dozier, Perry	1986-87-88	66	168
Dozier, PJ	2016-17	70	730
Dozier, Terry	1986-87-88-89	104	1445
Dunham, Earl	1941-42-43	53	191
Dunleavy, Kevin	1978-79-80-81	97	222
Dunleavy, Mike	1973-74-75-76	111	1586
DuPre, Buck	1939-40	30	78
DuPre, John	1930-31-32	50	208
Durham, Burl (Lit)	1937		
Durham, Earl (Big)	1937		

### E

Edwards, Forrest	1940	9	23
Edwards, Jim	1955		
Eggers, Stefan	1990-91-92	64	130
Eidson, Chuck	2000-01-02-03	112	1067
Ekimoff, Len	1947-48-50	76	164
Eleazer, Holmes	1938-39-40	49	67
Ellington, Bruce	2011-12-13-14	80	893
English, Alex	1973-74-75-76	111	1972
English, Jo Jo	1989-90-91-92	115	1439
Esterhay, Nick	1947	25	32
Evans, Carey	1991-92	16	4



DOMINIQUE ARCHIE




Everett, Sheldon	2003-04	19	10
------------------	---------	----	----

## F

Fair, Henry	1919	9	2
Fair, Heine	1926-27-28	52	394
Famouke-Doumbia, I.	2018	12	8
Fannin, Benny	1955-56	44	420
Farr, Ed	1931	1	0
Farr, Jim	1926-27-28	39	120
Farrell, Charlie	1914-15-16	28	57
Farrell, Charlie	1965-66	36	90
Farell, Tom	1967	14	79
Fayonski, Harry	1921	13	14
Felder, Rakym	2017	36	202
Felter, Bob	1967	15	47
Felton, George	1974-75	5	0
Fennell, Jack	1936	12	21
Fitzmaurice, B.	1912	3	0
Fitzmaurice, George	1916	3	0
Floyd, Buck	1923	10	4
Fox, Jim	1964-65	36	456
Foote, Warren	1946	20	142
Formanek, George	1994-95-96-98	71	96
Foster, Jimmy	1981-82-83-84	106	1745
Foster, Michael	1984-85-86-87	110	1192
Foy, Z.L.	1918-19-20-21	51	184
Franklin, Waide	1993	25	159
Frantz, Bob	1958-59-60	66	379
Fredrick, Zam	1978-79-80-81	101	1383
Fredrick, Zam III	2008-09	63	954
Freeman, Harry	1931	14	47
Frink, Alanzo	2019-20-21	57	234

## G

Gainey, Jim	1952-53	24	106
Gallman, William	1996-97-98-99	117	734
Galloway, Ramon	2010-11	61	565
Gasque, John	1922-23-24	42	124
Gause, Bill	1976-77	32	53
Geathers, Carlton	2012	28	28
Gerald, Jarod	2003	25	9
Giles, Bobby	1943-46-47	58	214
Gill, Anthony	2012	31	236
Gilloon, Jack	1975-76-77-78	105	1027
Glover, Michael	1988-89-90-91	112	468
Gobbi, Kevin	1987	1	2
Godfrey, Wayne	1957-58	8	22
Goldsmith, Paul	1954	26	94
Gonner, Josh	2004-05	64	658
Goodroe, Don	1957	22	93
Gooding, Hank	1934-35	42	160
Gorgrant, Bob	1966-67	28	52
Gorsage, John	1963-64-65	61	136
Gould, Terry	1987-88	58	265
Grabenstetter, Max	1961	16	32
Granger, Joe	1956	10	9
Grant, Antonio	1998-99-00-01	119	822
Gravett, Hassani	2017-18-19	97	700
Gray, Chad	2007-08	33	68
Gray, Josh	2022-23-24	88	311
Graziano, Jimmy	1977-78-79-80	89	750



## JO JO ENGLISH

Green, Mike	2020-21-22	17	20
Green, Sydney	1928-29	10	2
Greene, Norm	1993-94	37	73
Greenfield, A.M.	1912	3	0
Gregor, Gary	1965, 1967-68	54	843
Gregory, Jamall	2016	20	34
Greiner, Mark	1973-74-75-76	99	278
Grevey, Bryan	1976-77	27	35
Grich, Rich	1963-64	29	39
Grimes, Billy	1970-72	16	10
Gueye, Khadim	2017-18	45	11

## H

Haase, Felipe	2018-19	65	395
Hall, Emmett	1993-94	55	821
Halsall, Walter (Mouse)	1943	2	0
Hamer, J.D.	1910	1	0
Hampton, Frank	1919		
Hanahan, M.L.	1912-13-14	15	52
Haney, Bob	1961-62-63	73	449
Hankins-Sanford, Daniel	2023	22	51
Hannibal, Trae	2020-21	45	217
Harlicka, Jules (Skip)	1966-67-68	69	1209
Harris, Damontre	2011-12	60	318
Hart, George	1934	21	23
Hartry, Melvin	1992	10	18
Harty, Steve	1978-79	32	36
Hatchell, A.B.	1929-30	13	8
Hawthorne, Jimmy	1982-83-84-85	113	792
Henderson, Dana	1933-34-35	60	748
Henderson, Oscar	1909		
Henry, Demetrius	2014	34	135
Henry, Micaiah	2020	9	1
Henson, Lucian	1937-38	19	30
Herro, Austin	2025	10	2
Hilton, Karlton	1977-78	54	442
Hinson, Evan	2017-18-19	46	92
Hofferth, Tom	1952-53-54-55	101	943
Hoffman, Kevin	1987-88	10	10
Hoffman, Richie	1957-58	53	493
Holcombe, Buster	1926-27-28	38	375

Holden, Kory	2018	14	47
Holland, Steve	1986	32	85
Holliman, Jarrell	2016-17	19	8
Holman, Marion	1931		
Holmes, Kenny	1981-82-83	87	834
Holmes, Michael	2008-09	61	590
Hordges, Cedrick	1979-80	54	1065
Horne, Bob	1981	7	8
Hoskins, Shannon	1993	21	86
House, Howard (Joe)	1945	24	222
Howell, Ivan	2000-02-03-04	56	109
Howell, Rolando	2001-02-03-04	102	970
Hudson, Bury	1959-60	43	208
Hudson, John	1988-89	59	837
Hudson, Walt	1959-60	62	442
Hufford, Jack	1953-54-55	70	545
Hughey, Curran	1930-31-32	39	38
Hutto, Tom	1937-38-39	58	515
Hymson, Junie	1939-40-41	62	260

## I

Ignjatovic, Obrad	1990-91-93	56	85
-------------------	------------	----	----

## J

Jackson, Gregory "GG"	2023	32	493
Jackson, J.B.	1909	2	2
Jackson, Lakeem	2010-11-12-13	120	766
James, Bernard	1935-36-37	58	301
James, Keith	1985-86	56	652
Jasciewicz, Alex	1924	8	0
Jayroe, Perry	1909-10	3	8
Jefferson, Johnndre	2010-11	54	113
Jergenson, Brad	1981-82-83-84	115	945
Johnson, Bob	1935-36-37	18	102
Johnson, Leonard	1996-97-98-99	122	466
Johnson, Meechie	2023-24	63	845
Johnson, Ronnie	1959-60-61	62	644
Johnson, Tyrone	2014-15	49	494
Joneliunas, Paulius	2004	13	8
Jones, Jack	1945		
Jordan, Butch	1964	13	4
Joyce, Kevin	1971-72-73	81	1400

## K

Kanan, Leonard	1940	18	71
Kanuck, George	1938-39	39	60
Kacinas, Mindaugas	2013-14-15-16	132	879
Kelley, Tre'	2004-05-06-07	134	1488
Keita, Sedee	2017	29	32
Kendall, Duane	1982-83-85-86	108	632
Kickey, Al (Skip)	1966-67-68	43	111
Killingsworth, Bob	1931-32-33	27	57
Kinard, C.C.	1909-10	1	0
Kinloch, Damien	1999-00	60	188
Kinsey, Tarence	2003-04-05-6	123	1204
Kitchens, Estes	1948	32	48
Kitchings, Tony	2000-01-02-03	121	969
Kite, Shirley (Red)	1945	17	31
Klitenic, Stu	1974-75-76-77	73	188
Knight, J. Arthur	1910-11		
Konare, Issa	2002	17	17
Konate, Osumane	2006	13	14





Kotsar, Maik	2017-18-19-20	131	1028
Kraft, Travis	2000-01	29	106

## L

Laird, Joe	1961	19	5
Lamar, Billy	1926-27-28	21	32
Land, Jon	2002-04-05	24	12
Latorre, John (Lip)	1951	3	6
Laurie, Vic	1933-34-35	56	245
Lawson, AJ	2019-20-21	81	1153
Leighton, B.	1944	9	8
Lentz, Fred	1957-58-59	70	414
Leonard, Damien	2012-13	59	324
Leso, Chris	1990-91-92-93	116	592
Leveque, Wildens	2020-21-22	80	393
Lewis, Derrick	1985	19	56
Lillard, Bud	1929-30	25	71
Lillard, Joe	1924-25	32	222
Lillis, Ed	1923	10	4
Lipscomb, Guy	1936-37-38	48	263
Lofdahl, Lannie	1940-41-42	51	344
Long, J.C.	1924	11	1
Loper	1944	9	21
Lovelace, Earl	1965-66-67	57	273
Lucanski, Terry	1962-63-64	55	179
Lucas, Aaron	1999-00-01-02	123	1044
Luigs, Fred	1958-59-60	61	200
Lyon, Jack	1936	12	25
Lytle, Fred	1941-47	40	246

## M

Mack, B.J.	2024	34	463
Mallis, Phil	1945-46	41	170
Manning, Barry	1988-89-91-92	121	1231
Manning, Casey	1971-72-73	62	150
Martin, Brandon	2022	31	74
Martin, Darryl	1986-87-88	86	1040
Martin, Hank	1968-69	21	15
Martin, Harold	1982-83-84-85	112	673
Martin, Henry	1943-47-48-49	89	1082
Martin, John	1916-17-18	37	244
Mathews, Donnie	1994	26	99
Mathias, Bob	1973-74-75-76	104	564
Mayes, Matt	1984	23	51
McCoy, Bobby	1956-57	51	544
McCreary, Jalyne	2020-21	44	198
McCreight, Bob	1939	19	28
McDowell, Stephen	2005-06	54	93
McKie, BJ	1996-97-98-99	123	2119
McKie, Justin	2014-15-16-17	106	286
McKoy, Troy	1989-90-92-93	90	611
McMurray	1909-10		
McNair, Bob	1942	3	0
McSwain, Billy	1923-24-25	39	22
Means, J.W.	1917-18	27	38
Meeks, Bryant	1946	17	19
Minaya, Justin	2018-20-21	79	602
Minott, Tre-Vaughn	2021-22-23	29	51
Mitchell, Reddy	1936	15	105
Morrison, Dwane	1951-52	49	829
Morrison, Marucus	2003	20	42

Mortimer, Jim	1945	21	67
Moss, TJ	2019-20-21	55	183
Mote, Kelly	1943	18	68
Mousa, Rick	1972-73-74	37	65
Moye, Linwood	1985-86	56	838
Muldrow, Sam	2008-09-10-11	110	863
Munn, Al	1950	21	100
Murray-Boyles, Collin	2024-25	60	830

## N

Nastopoulos, Chris	1981	14	4
Neeley, Jack	1953-55	35	192
Neilson, Dave	1955-56	29	128
Nelson, Nathan	2019-20-21	31	28
Nerbun, J.P.	2006	0	5
Nevergold, Ed	1932-33-34	44	104
Newton	1916	7	22
Nisbet, Burt	1944	2	12
Nix, Recus	1998-99	50	95
Nolan, H.E.	1927-28-30	15	39
Notice, Duane	2014-15-16-17	138	1409


## O

Orr, Burt	1942	9	14
Ouzts, K.K.	1934	7	5
Overton, Bill	1937	2	0
Owens, Charlie	1939	21	27
Owens, Tom	1969-70-71	84	1325

## P

Palacios, Keving	2006	17	22
Parone, Harry	1949	21	93
Peacock, Gerald	1981-82-83	81	524
Pericola, Ray	1957-58-59	77	1104
Perkins, Marshall	1956	16	69
Perry, Gerald	1984	24	66
Peterson, Bob	1954	15	35
Peterson, Ed	1972	19	82
Peterson, Johnnie	1951-52-53	72	938
Petravicius, Marius	2000-01-02-03	106	782
Petty, Archie	1938-39	43	100
Philbin, Nick	1945-46	44	144
Phillips, Shane	2012-13	12	5
Pizza, Billy	1946	19	80
Podell, Jim	1962	24	127
Poole, J.E.	1912-13-14	8	58
Popovic, Bojan	1990-91-92	79	429
Porter, Russell	1955-56	18	33
Powell, Carlos	2002-03-04-05	132	1541
Powell, Roy	1932-33-34	21	32
Powell, Dennis	1969-70-71	23	7
Powell, Eddie	1968	16	8
Powell, Jimmy	1970-71-72	23	15
Prater, Dickie	1958-59	35	372
Preston, Woody	1955	27	406
Prevoznik, Dave	1961	23	58
Prezioso, Chuck	1950	22	193
Price, Brent	1988-89	59	743
Pringle, Nick	2025	32	303
Pritchard, Ed	1928-29-30	41	64

## Q



CARLOS POWELL

Quattlebaum, Squash	1919-20	25	46
Quick, Melvin	1959	27	117

Quinn, Walter	1951-52	24	31
---------------	---------	----	----

## R

Rabinowitz, Mervin	1954	20	54
Raby, Red	1932-33	1	0
Ragin, John	2016	4	2
Raley-Ross, Brandis	2007-08-09-10	115	853
Rebhan, Bob	1961-62	26	34
Rector, V.J.	1909		
Reed, Jack	1952	7	8
Reese V, James	2022	29	303
Reeves, H.S.	1913-14	15	28
Rembert, Dave	1928-29-30	37	220
Reynolds, Kenny	1977-78-79-80	101	538
Rhea, James	1912-13	6	55
Rhett, Joe	1989-90-91-92	101	1142
Ribock, John	1969-70-71	84	456
Rich, Carey	1993-94-95	79	784
Richards, Peter	1931-32	22	45
Richardson, Brian	2011-12-13	86	490
Richardson, Sol	1955-56	24	43
Riddle, Furman	1943	19	173
Riker, Tom	1970-71-72	85	1343
Ringer, Desmond	2014	28	58
Robinson, Bobby	1960-61-62	79	781
Robinson, Jim	1945	23	249
Roche, John	1969-70-71	85	1910
Rogers, Bill	1925-26-27	47	345
Rogers, John (Jeep)	1942	19	70
Roskie, Ken	1941-42	30	83
Ross, David	1998-99-00-01	103	330



Roulston, Jeff	1989-90-91-92	116	876	Swink, Marion	1924-25-26	43	171	Ward, E.	1944	11	23
Rouse, Hagen	1997-98-99	76	128	Swink, W.M. (Red)	1926	2	0	Ward, Scotti	1961-62-63	73	1044
Rowland, John	1933-34-35	53	111	Sykes, Eric	1989-90	34	279	Waring, Clark	1917-18-19	46	432
Russell, Malik	1995-96	57	472	Szakacsi, John (Cy)	1947-48-49	59	525	Waring, Robert	1914-15	18	2
<b>S</b>				<b>T</b>				Warren, Chris	2002-03	58	361
Salvadori, Al	1965-66-67	69	773	Talley, Andrew	1915-16-17	30	110	Warren, L.W.	1909	2	2
Sam, Joe	1944	15	195	Talus, Werner	1946-47-48	59	227	Warren, Phil	1944	10	20
Sanders, C.M.	1909			Tarbell, Ken	1946	17	89	Washington, Allen	1983	6	3
Sanderson, Scott	1981-82-83-84	114	271	Tarlton, Tommy	1954	14	40	Watson, Herbert	1931-32	27	94
Schmitt, Christian	2017-18	8	0	Taylor, Goodwyn	1935-36-37	55	186	Watson, Jamie	1991-92-93-94	115	1295
Schroeder, John	1964-65-66	69	307	Taylor, Greg	2001-02	25	25	Watson, Melvin	1995-96-97-98	119	1424
Schumpert	1925-26	3	2	Taylor, Walter	1934-35	28	34	Wejnert, Rich	1978	41	53
Schwartz, Michael	1980	6	2	Terry, Tommy	1968-69-70	32	24	Westmoreland, Preston	1940-41-42	63	847
Scott, Cam	2025	26	66	Theus Jr., Reggie	2014	11	7	Weston, William	1917-18-19	36	130
Scott, Derrick	1980	20	57	Thomas, Henry	1940-41	9	10	Whisnant, Art	1960-61-62	79	1505
Seideman, S.S. (Si)	1925-26-27	45	76	Thomas, Jamarii	2025	28	369	White, J.H.	1910	1	6
Seymour, Robert	1918	13	0	Thomas, James	1938			White, Jerry	1964	20	46
Shaw, Jaylen	2014	28	85	Thompkins, Bennie	1933-34	38	287	White, Lou	1927-28-29	58	408
Shaw, Tony	1985-86-87-88	87	682	Thompkins, Freddie	1933-34	32	509	Wilbourne, Nate	1996-97	59	476
Sheldon, Bryce	2006-07	67	424	Thompson, Harris	1919			Wilder, Robert	2008-09-10	48	13
Sherwood, Chuck	1974-75-76-77	55	125	Thompson, Jack	1966-67-68	63	686	Williams, Brenton	2012-13-14	88	986
Silva, Chris	2016-17-18-19	134	1509	Thompson, Ty	1982-83	18	30	Williams, Durrant	1994	25	127
Simpson, Bill	1936-37-38	36	129	Thompson, W.W.	1922	19	34	Wilson, Edmond	1991-92-93	69	320
Simpson, J.B.	1944	10	18	Thornton, Richard	1946	1	2	Williams, LeRon	1998	25	258
Sims, Lana	1915-16-17-19	40	26	Thornton, Tarone	1985	28	160	Wilson, AJ	2022	22	69
Singleton, Dick	1921	13	12	Thornwell, Sindarius	2014-15-16-17	132	1941	Wimbush, Tom	1979-80	52	356
Skidmore, Earl	1935	7	6	Thrash, Pat	1943	16	41	Windus, Mike	1927-28-29	51	163
Skinner, Rube	1919-20	25	204	Thrasher, Bill	1945	23	79	Wingate, Shawn	1995	13	10
Slaughter, Jim	1948-49-50-51	91	1521	Tisby, Antonie	2005	62	376	Winter	1919		
Slawson, RJ	2011-12-13	91	334	Tomlin, George	1934-35	2	0	Winters, Brian	1972-73-74	82	1079
Small, Terry	1981-82-83	24	36	Traylor, Danny	1971-72-73	82	830	Wise, C.E. (Buster)	1925-26-27	34	103
Smejkal, Art	1953-55-56	61	357	Trehwella, Harold	1946	19	71	Wise, Jack	1952	18	85
Smith, Bill	1949-50	34	67	Trehwella, Steve	1945-46-48	69	461	Woods, Seventh	2021	18	97
Smith, Eric	2011-12-13	88	364	Trice, Rocky	2005-06	70	451	Wolf, Grayson	1932-33-34	30	190
Smith, J.L. (Buck)	1931-32-33	35	45	Troutman, Chris	1983-84-85-86	45	74	Wolf, Harry	1929	12	17
Smith, Joe	1952-53-54-55	97	1251	Truitt, Billy	1975-76	47	139	Wolfe, Oliver	1937-38-39	66	301
Smith, Reggie	1987-88	32	55	Turner, Ken	1945	23	31	Womack, Larry	1966-67	27	41
Smith, Sam	1955-56	27	54	Tut, Ran	2017	12	12	Woodley, Ta'Quan	2022	26	53
Snoddy, Fred	1942-43-47	36	156	Twayman, Jay	1979	10	15	Wright, Jack	1923-24-25	41	378
Sokol, Charley	1945	23	286	<b>U</b>				Wright, Jacobi	2022-23-24-25	128	786
Sparkman, Eli	2023-24	16	21	Ugusuk, Morris	2024-25	62	255	<b>Y</b>			
Sparkman, Thornton	1921-22	34	353	Unsel, William	1995	27	206	Yarbrough, Bill	1962-63-64	68	583
Spencer, Gene	1968-69-70	39	67	<b>V</b>							
Spinella, Stephen	2010-11	44	77	Vacca, Charlie	1968-69	28	52				
Spotts, Al	1953-54	15	16	Van Elswyk, Peter	1994-95	55	277				
Stack, Ryan	1995-96-97-98	120	781	Vassy, J.C.	1909-10	3	18				
Standard, Frank	1966-67-68	67	923	Vaughan, Josh	1918-20-21-22	61	74				
Stasica, Stan	1942	21	212	Vernau, Bill	1986-87-88-89	76	161				
Steed, Austin	2008-09-10	67	221	<b>W</b>							
Steele, Brian	2013-14-15	50	99	Waite, Alex	1920-21-22-23	58	30				
Stephens, J.B.	1921	13	15	Waite, Clayton	1990	10	23				
Stevenson, Erik	2022	31	361	Wallace, Brandon	2004-05-06-07	135	899				
Stewart, Mark	1915	8	2	Wallace, Chisolm	1920-21-22-23	58	160				
Stierle, Tom	1984-85-86	49	78	Wallace, George	1944	14	53				
Stoddard, Hugh	1928	1	0	Wallace, Grady	1956-57	52	1456				
Stoney, A. Burnet	1912-13-14	15	41	Walsh	1931						
Strickland, Jim	1979-80	45	437	Walsh, Billy	1969	27	343				
Strickland, Vernia	1982	26	88	Walsh, Jimmy	1973-74-75	60	45				
Stroman, Marcus	2015-16	57	189								
Stute, Myles	2024-25	41	301								
Swartz	1930	15	49								





## NCAA TOURNAMENT HISTORY

### NCAA TOURNAMENT HISTORY ALL-TIME RECORD VS. OPPONENTS


ALL-TIME RECORD: 8-11 (.444)

#### All-Time NCAA Tournament Records Versus Opponents

	Record	Last Played
Baylor	1-0	2017
Coppin State	0-1	1997
Duke	1-0	2017
Florida	1-0	2017
Fordham	0-1	1971
Furman	0-1	1974
Gonzaga	0-1	2017
Marquette	1-0	2017
Memphis	0-2	2004
North Carolina	0-1	1972
NC State	0-1	1989
Oregon	0-1	2024
Pennsylvania	0-1	1971
Richmond	0-1	1998
SW Louisiana	1-0	1973
Temple	1-0	1972
Texas Tech	1-0	1973

### NCAA TOURNAMENT HISTORY YEAR-BY-YEAR RESULTS

Year	Round	Opponent	Result	Location
1971	1st	Pennsylvania	L	Raleigh, N.C.
	Consol.	Fordham	L	Raleigh, N.C.
1972	1st	Temple	W	Williamsburg, Va.
	E. Reg. Semi.	UNC	L	Morgantown, W.Va.
	Consol.	Villanova	W	Morgantown, W.Va.
1973	1st	Texas Tech	W	Wichita, Kan.
	MW Reg. Semi.	Memphis	L	Houston, Texas
	Consol.	SW Louisiana	W	Houston, Texas
1974	1st	Furman	L	Philadelphia, Pa.
1989	1st	N.C. State	L	Providence, R.I.
1997	1st	Coppin State	L	Pittsburgh, Pa.
1998	1st	Richmond	L	Washington, D.C.
2004	1st	Memphis	L	Kansas City, Mo.
2017	1st	Marquette	W	Greenville, S.C.
	2nd	Duke	W	Greenville, S.C.
	Sweet 16	Baylor	W	New York City, N.Y.
	Elite Eight	Florida	W	New York City, N.Y.
	Semifinals	Gonzaga	L	Phoenix, Ariz.
2024	1st	Oregon	L	Pittsburgh, Pa.



THE 2016-17 GAMECOCKS BECAME THE FIRST TEAM IN PROGRAM HISTORY TO ADVANCE TO THE FINAL FOUR. AFTER POSTING WINS OVER MARQUETTE, DUKE, BAYLOR AND FLORIDA, CAROLINA SUFFERED A NARROW 77-73 LOSS TO GONZAGA IN THE NATIONAL SEMIFINALS IN PHOENIX TO END THE HISTORIC RUN THROUGH THE NCAA TOURNAMENT.





# 1971

## ACC Champions

### First Gamecock Squad To Make The Show

After surviving the pressure cooker of winning the Atlantic Coast Conference Tournament, the 1970-71 Gamecocks had fought their way to the school's first NCAA Tournament appearance. With a 23-4 mark and an ACC title under its belt, USC went on to the Eastern Regionals as one of 16 teams in the show.

The Gamecocks had high hopes entering the regional, but saw their NCAA title smashed as undefeated and third-ranked Pennsylvania rallied from one down at halftime to decision Carolina, 79-64. The Quakers used an old South Carolina tactic: getting an opponent down at hitting at the foul line to prevent any comeback. Pennsylvania took the win after trailing 37-36 at the intermission.

The Gamecocks had earlier rallied from five behind to go three points up on the Quakers, but Pennsylvania's outside shooting over the ACC Champions' zone kept them close until the intermission.

The lead swapped hands several times early in the final half until hot-shooting Jim Morse of Penn put the Quakers ahead to stay and they then began to play for the good shot. The trailing Gamecocks had to go after them defensively and Pennsylvania was phenomenal at the free throw line, hitting 26 straight from the stripe to put the game farther and farther out of reach.

Tom Owens' 16 points and 10 rebounds represented the top individual effort, as the hounded John Roche was held to 14 tallies. Tom Riker got 10 points despite getting in foul trouble early to be the only other USC performer in double figures.

In the anti-climactic Regional consolation game, junior Tom Riker got a future-brightening 39 points, but the Gamecocks lost a 100-90 run-and-gun battle with Fordham. Carolina ran up a six-point halftime edge, then watched the cat-quick Rams put four players over the 20-point mark in coming back for the win.

Riker had a fine afternoon, going over, around and through the smaller Fordham quintet to can 18 of 26 field-goal attempts in his best scoring exhibition of the season. It was all for naught as the Rams hit from outside and scored on fast breaks to spoil Carolina's season finale. Bolstering Riker's sterling effort, Kevin Joyce finished the game with 18 points and Rick Aydtlett threw in 10 as the Gamecocks ended the year with a 23-6 record and their third-straight 20-win campaign under Head Coach Frank McGuire.


### Pennsylvania 79, South Carolina 64 March 18, 1971 — Raleigh, N.C. • NCAA East Regional Semifinal

SOUTH CAROLINA		FG-AT	FT-AT	RB.	PF	PTS.	AS	TO	MIN
Aydlett	f	3-5	2-2	3	5	8	1	2	24
Owens	f	6-14	4-7	10	2	16	1	5	39
Riker	f	3-15	4-4	9	2	10	0	2	20
Roche	g	5-18	4-5	5	2	14	6	4	39
Carver	g	2-5	0-0	1	1	4	0	0	13
Ribock		1-2	0-1	3	5	2	0	0	20
Joyce		3-8	2-2	9	4	8	1	2	30
Traylor		1-2	0-0	3	1	2	0	0	12
Manning		0-0	0-0	1	0	0	0	0	1
J. Powell		0-0	0-0	0	0	0	0	0	1
D. Powell		0-0	0-0	0	0	0	0	0	1
Team Rebounds (Included in Totals)				3					
TEAM TOTALS		24-69	16-21	47	22	64	9	15	200

PENNSYLVANIA	FG-AT	FT-AT	RB.	PF	PTS.	AS	TO	MIN	
Morse f	10-18	8-10	5		28	0	2	39	
Calhoun f	3-8	4-4	7	3	10	1	1	39	
Wolf c	1-2	4-4	10	4	6	1	1	29	
Wohl g	5-15	10-11	3	3	20	2	4	39	
Bilski g	3-8	2-2	1	1	8	1	3	16	
Hankinson 2-6	2-2	7	1	6	0	1	23		
Littlepage	0-0	0-0	3	2	0	0	0	11	
Koller	0-1	0-0	0	0	0	0	0	1	
Cotler	0-0	1-2	0	0	1	0	0	1	
Haney	0-0	0-0	0	0	0	0	0	1	
Walters	0-0	0-0	0	0	0	0	0	1	
Team Rebounds (Included in Totals)			5						
TEAM TOTALS		24-58	31-35	41	17	79	5	12	200

South Carolina	37	27	=	64
Pennsylvania	36	43	=	79

Percentages: Field Goals — USC 34.8%, Penn 41.3%; Free Throws — USC 76.2%, Penn 88.6%. Technical Fouls: None. Officials: Ben Dreith, Harry Wilcoven.



1970-71 - NCAA Tournament Team

Front Row (L-R): John Roche. Back Row (L-R): Assistant Coach Buck Freeman, Assistant Coach Don Walsh, Dennis Powell, Casey Manning, Bob Carver, Kevin Joyce, Tom Owens, Danny Traylor, Tom Riker, John Ribock, Rick Aydtlett, Jimmy Powell, Head Coach Frank McGuire, Assistant Coach Bill Loving, Manger John Morganelli





# 1972

## Two In A Row For The Irishman

### Fordham 100, South Carolina 90 March 20, 1971 — Raleigh, N.C. • NCAA East Regional Consolation

FORDHAM		FG-AT	FT-AT	RB.	PF	PTS.	AS	TO	MIN
Yelverton	f	11-23	3-3	10	5	25	0	0	39
Charles	f	9-24	4-4	10	4	22	1	1	39
Woytowicz	c	0-2	1-1	3	2	1	0	0	18
Manior	g	9-19	5-5	6	4	23	1	1	39
Burik	g	8-14	7-7	2	0	23	1	1	39
Sullivan		2-6	2-2	6	5	6	0	1	21
Pipich		0-0	0-0	0	0	0	0	0	1
Carlesimo		0-0	0-0	0	0	0	0	0	1
Larbes		0-0	0-0	0	0	0	0	0	1
Cian		0-0	0-0	0	0	0	0	0	1
Cambetti		0-0	0-0	0	0	0	0	0	1

Team Rebounds (Included in Totals)

TEAM TOTALS 39-88 22-22 41 20 100 2 7 200

SOUTH CAROLINA		FG-AT	FT-AT	RB.	PF	PTS.	AS	TO	MIN
Owens	f	5-11	3-5	13	4	13	1	7	40
Riker	c	18-26	3-5	11	2	39	1	5	40
Roche	g	2-9	4-6	0	5	8	3	5	37
Carver	g	1-3	0-1	3	2	2	3	2	26
Joyce	g	5-10	8-8	8	3	18	3	4	40
Aydlett		4-11	2-2	6	3	10	0	2	17

Team Rebounds (Included in Totals)

TEAM TOTALS 35-70 20-27 50 19 90 11 25 200

Fordham 42 58 = 100

South Carolina 42 = 90

Percentages: Field Goals — Fordham 44.3%, USC 50.0%; Free Throws — Fordham 100.0%, USC 74.1%. Technical Fouls: None. Officials: Ben Dreith, W.D. "Shorty" Lawson.

In their first season out of conference competition in 40 years, the Gamecocks had something to prove in regular season action. After 26 regular-season games, South Carolina was an impressive 23-3 and had given the "Irishman," head coach Frank McGuire, two-straight NCAA Tournament appearances.

In the first round of the tournament and for the right to advance to the NCAA Eastern Regionals, Carolina met up with Temple. The game is still the lowest scoring game in South Carolina NCAA history with Carolina easing out a 53-51 win over the Owls in Williamsburg, Va. Resorting to what became a McGuire trademark in holding the ball for the last shot — which always began with seven seconds on the clock — Carolina called a timeout with :40 remaining and the game tied at 51. After running the time down, Carolina set a screen for its premier shooter, Kevin Joyce, and his top-of-the-key jumper with just a couple ticks remaining on the clock advanced the Gamecocks to the Sweet 16 for the second year in a row.

Carolina survived being outbounded by the smaller Temple team, 39-30, but outshot the Owls 51.1% to 36.8% from the field. Carolina actually trailed 29-25 at the half before pulling even early in the second stanza and setting up a see-saw battle down the stretch. Tom Riker led all scorers with 23 points and Joyce added 12 and four assists. Danny Traylor led all rebounders with 10 boards while rounding out USC double-figure scoring with 11 points.

The win by Carolina set up a rematch of the 1971 ACC Tournament finals as the Gamecocks met North Carolina in Morgantown, W.Va. for a berth in the quarterfinals. The Tar Heels used a stifling defense and an early lead in crushing South Carolina, 92-69.

North Carolina wasted no time getting on the board, cruising to a 51-32 halftime advantage. South Carolina could get no closer than 15 points in the second half as the Heels had a balanced scoring attack of five players scoring in double figures. The game also featured an exhibition at the free throw line for both teams with North Carolina going 30-of-40 (75.0%) and USC hitting 23-of-30 (76.7%).

Leading only two scorers in double figures for Carolina was Joyce, who pumped in 21. Tom Riker added 10 points and 10 rebounds for the Gamecocks.

In the Eastern Regional consolation game two nights later, Carolina would salvage a little pride, using a furious second half rally to crush Villanova, 90-78.

The Gamecocks, down by five at 43-38 at the half, turned up the juices in the second stanza and went on to shoot a blistering 56.7% from the field — still a Carolina NCAA record. Carolina led once again by Riker, who scored 22 of his game-high 36 points in the second half rally.

Also in double figures for Carolina was Joyce, who pumped in 19 points, and Traylor, who finished with 15. Riker also had a game-high 16 rebounds as the Gamecocks finished the season with their fourth-straight 20-win season, going 24-5.



1971-72  
NCAA Tournament  
Team

Front Row (L-R): Brian Winters, Danny Traylor, Tom Riker, Kevin Joyce, Rick Aydtlett. Back Row (L-R): Jimmy Powell, Rick Mousa, Ed Peterson, Bill Grimes, Bob Carver, Casey Manning



**South Carolina 53, Temple 51**  
**March 11, 1972 — Williamsburg, Va. • NCAA First Round**

TEMPLE	FG-AT	FT-AT	RB.	PF	PTS.	AS	TO
Johnson f	7-16	2-4	8	1	16	2	2
Jones f	4-8	1-2	7	2	9	2	1
Newman c	3-13	2-3	5	4	8	0	6
Trudeau g	2-5	1-2	3	0	5	5	4
Kneib g	3-8	3-3	4	1	9	5	1
Collins	1-2	0-0	1	0	2	1	1
Tress	1-5	0-0	3	4	2	0	1
<i>Team Rebounds (Included in Totals)</i>			7				
<b>TEAM TOTALS</b>	<b>21-57</b>	<b>9-14</b>	<b>39</b>	<b>12</b>	<b>51</b>	<b>15</b>	<b>16</b>

SOUTH CAROLINA	FG-AT	FT-AT	RB.	PF	PTS.	AS	TO
Aydlett f	1-6	1-1	1	1	3	3	2
Riker f	9-14	5-8	5	2	23	2	6
Traylor c	5-5	1-3	10	4	11	1	3
Carver g	2-3	0-0	2	1	4	3	2
Joyce g	6-14	0-1	7	1	12	4	4
Mousa	0-0	0-0	0	0	0	0	0
Winters	0-3	0-0	1	2	0	1	0
<i>Team Rebounds (Included in Totals)</i>			4				
<b>TEAM TOTALS</b>	<b>23-45</b>	<b>7-13</b>	<b>30</b>	<b>11</b>	<b>53</b>	<b>16</b>	<b>18</b>

<b>Temple</b>	<b>29</b>	<b>22</b>	<b>=</b>	<b>51</b>
<b>South Carolina</b>	<b>25</b>	<b>28</b>	<b>=</b>	<b>53</b>

Percentages: Field Goals — Temple 36.8%, USC 51.1%; Free Throws — Temple 64.3%, USC 53.8%.  
 Technical Fouls: None. Officials: Phillips, Honzo. Attendance: 6,000.

**North Carolina 92, South Carolina 69**  
**March 16, 1972 — Morgantown, W.Va. • NCAA East Regional Semifinals**

NORTH CAROLINA	FG-AT	FT-AT	RB.	PF	PTS.	AS	MIN
Chamberlain f	3-6	4-5	4	1	10	0	25
Wuycik f	4-11	8-10	5	3	16	3	27
McAdoo c	4-14	3-6	13	3	11	3	32
Previs g	5-8	3-4	5	4	13	4	29
Karl g	8-12	2-3	3	4	18	3	23
Huband	2-5	4-4	4	3	8	0	19
Jones	1-3	3-4	9	2	5	2	22
Hite	2-2	0-0	1	0	4	0	6
Johnson	0-1	0-0	2	0	0	2	7
Corson	0-0	0-0	0	2	0	1	5
Chambers	2-3	3-4	1	0	7	1	5
<i>Team Rebounds (Included in Totals)</i>			5				
<b>TEAM TOTALS</b>	<b>31-65</b>	<b>30-40</b>	<b>52</b>	<b>23</b>	<b>92</b>	<b>19</b>	<b>200</b>

SOUTH CAROLINA	FG-AT	FT-AT	RB.	PF	PTS.	AS	MIN
Riker f	4-13	2-4	10	4	10	1	38
Aydlett f	2-4	2-2	4	4	6	0	25
Traylor c	3-6	3-4	2	4	9	0	24
Joyce g	6-18	9-9	7	5	21	1	32
Carver g	2-6	2-2	2	3	6	2	24
Winters	4-11	1-1	3	5	9	0	20
Mousa	1-4	1-4	4	1	3	1	11
Manning	0-3	3-3	2	0	3	0	21
Powell	0-2	0-0	1	0	0	0	3
Grimes	1-1	0-1	1	0	2	0	2
<i>Team Rebounds (Included in Totals)</i>			8				
<b>TEAM TOTALS</b>	<b>23-68</b>	<b>23-30</b>	<b>44</b>	<b>26</b>	<b>69</b>	<b>5</b>	<b>200</b>

<b>North Carolina 51</b>	<b>41</b>	<b>=</b>	<b>92</b>
<b>South Carolina 32</b>	<b>37</b>	<b>=</b>	<b>69</b>

Percentages: Field Goals — UNC 47.7%, USC 33.8%; Free Throws — UNC 75.0%, USC 76.7%.  
 Turnovers: UNC 18, USC 19. Technical Fouls: None. Officials: Jim Bain, W.D. Lawson.

**South Carolina 90, Villanova 78**  
**March 18, 1972 — Morgantown, W.Va. • NCAA East Regional Consolation**

VILLANOVA	FG-AT	FT-AT	RB.	PF	PTS.	AS	MIN
Ford f	7-19	5-8	6	4	19	6	40
Siemiontkowski f	11-22	4-5	10	2	26	5	40
Moody c	4-8	1-2	9	4	9	0	33
Ingelsby g	5-12	1-3	6	3	11	1	38
Hastings g	3-5	1-1	5	4	7	3	33
McDowell	2-2	0-0	1	2	4	0	7
Gohl	1-3	0-0	3	1	2	0	7
Daly	0-0	0-0	1	1	0	0	2
<i>Team Rebounds (Included in Totals)</i>			2				
<b>TEAM TOTALS</b>	<b>33-71</b>	<b>12-19</b>	<b>43</b>	<b>21</b>	<b>78</b>	<b>15</b>	<b>200</b>

SOUTH CAROLINA	FG-AT	FT-AT	RB.	PF	PTS.	AS	MIN
Riker f	14-22	8-11	16	1	36	0	40
Aydlett f	2-8	3-3	3	4	7	3	26
Traylor c	7-12	1-6	7	4	15	2	38
Joyce g	6-12	7-8	7	1	19	9	39
Carver g	3-3	3-3	1	2	9	5	33
Winters	1-2	0-0	0	2	2	0	13
Manning	1-1	0-0	0	0	0	0	9
Mousa	0-0	0-0	0	1	0	0	2
<i>Team Rebounds (Included in Totals)</i>			3				
<b>TEAM TOTALS</b>	<b>34-60</b>	<b>22-31</b>	<b>37</b>	<b>15</b>	<b>90</b>	<b>19</b>	<b>200</b>

<b>Villanova</b>	<b>43</b>	<b>35</b>	<b>=</b>	<b>78</b>
<b>South Carolina</b>	<b>38</b>	<b>52</b>	<b>=</b>	<b>90</b>

Percentages: Field Goals — Villanova 46.5%, USC 56.7%; Free Throws — Villanova 63.2%, USC 71.0%. Turnovers: Villanova 9, USC 12. Technical Fouls: None. Officials: W.D. Lawson, Bob Smith.

# 1973

## Gamecocks Make Sweet Sixteen For Third-Straight Season

For the fifth consecutive season, South Carolina had reached the goal of 20 wins in a season and had no problem with accepting its third-straight NCAA Tournament berth. The only difference was that Carolina was asked to play in the Midwestern Regional due to the large number of strong, at-large teams in the East.

In a first round game for the right to advance to those Midwestern Regionals, Carolina met Southwest Conference champion Texas Tech in Wichita, Kan. The Gamecocks broke open a close game late in the contest to win, 78-70, and advance to the Sweet 16 for the third time in as many seasons.

Carolina had as much as an eight point lead — the last being 26-18 — in the first half before Texas Tech went on a 12-4 run to tie the game at 30 at the intermission. The lead then went back and forth with the Red Raiders even holding three leads of five points midway through the final stanza. But down 51-46 with 11:56 to play, Carolina outscored Texas Tech 28-13 to take a 74-64 lead with two minutes left on a Kevin Joyce basket. The Raiders could come no closer than eight points down the stretch.

Joyce led four USC players in double figures with 21 points. Traylor added 16 tallies and 16 rebounds, Alex English had 15 points and 15 boards and Mike Dunleavy added 11 points.

So, it was on to Houston, Tex. and the Midwestern Regional in the Hofheinz Pavilion. But the Gamecocks ran afoul of a hot Memphis State team that was to advance to the NCAA championship game before falling to perennial champion UCLA.

Led by Larry Kenon, who was unstoppable inside, and guard Larry Finch, the Tigers took a 15-point halftime lead. Carolina narrowed it to five points early in the second half, but Memphis State pulled away again to win 90-76.

The Tigers went on a 11-0 run to post a 33-16 lead late in the first half, leading to their 15-point margin at the intermission. The Gamecocks desperately tried to cut into that margin in the second half, and on a Joyce inside jumper, USC had pulled to within 70-65 with 5:22 to play. Then the Memphis State free throw brigade took over as the Tigers hit 10-of-12 shots from the stripe down the stretch to seal the win and send Carolina into the Regional consolation game once again.

All five USC starters notched double-figure games in scoring as English had 19, Joyce 18, Winters 14, Dunleavy 12 and Traylor 10.

This time around in the consolation game, South Carolina faced off against Southwestern Louisiana, a one-point loser to Kansas State in the Regional's first game. After going down by six at the half, Carolina again staged a second-half rally to win, 90-85 and finish the season — for the second year in a row — with a win.

The game was fast paced throughout with both teams combining for 174 shots (94 for S.W. Louisiana, 80 for Carolina) and 114 rebounds (64 for S.W. Louisiana, 50 for Carolina). The Cajuns started out on fire, posting a 23-10 lead halfway through the first half before Carolina outscored S.W. Louisiana 11-5 to end the half for the Gamecocks six-point deficit.

Like the Cajuns in the first half, USC started out quickly in the second stanza, going on a 12-0 run that gave the Gamecocks a 45-41 lead with over 16 minutes to play. The game went back and forth until the Gamecocks went up by seven on two Joyce free throws (3:36 to play) and S.W. Louisiana could come no closer than five points down the stretch.

Five Gamecocks again scored in double figures, led by English's 22 points. Traylor added 16 tallies and 16 boards, Joyce 12 points, Dunleavy 11 and Winters 10 for the Gamecocks, who finished the year at 22-7, the fifth-consecutive 20-win season for Carolina.





1972-73 NCAA Tournament Team

Front Row (L-R): Tommy Cox, Rick Mousa, Danny Traylor, Kevin Joyce, Casey Manning, Brian Winters, Jimmy Walsh. Back Row (L-R): Head Coach Frank McGuire, Mike Dunleavy, Alex English, Bob Mathias, Mark Greiner, Jim Clements, Manager Tommy McGee

**South Carolina 78, Texas Tech 70**  
**March 10, 1973 — Wichita, Kan. • NCAA First Round**

TEXAS TECH	FG-AT	FT-AT	RB.	PF	PTS.	AS	TO	BS	ST	MIN
Johnson	f 2-5	2-2	5	1	6	1	1	0	0	14
Richardson	f 8-11	1-2	6	3	17	0	3	0	2	28
Wakefield	c 6-12	4-4	7	1	16	3	3	0	2	37
Bullock	g 8-18	3-5	7	3	19	1	7	1	1	38
Little	g 3-11	0-0	0	5	6	9	2	0	4	37
Bailey	3-5	0-0	0	0	6	1	0	0	0	13
Derkowski	0-0	0-0	0	0	0	1	1	0	1	1
Kaberline	0-0	0-0	0	1	0	0	1	0	0	3
Mank	0-0	0-0	0	0	0	0	0	0	0	1
Moore	0-2	0-0	0	2	0	3	2	0	0	29

Team Rebounds (Included in Totals)

TEAM TOTALS 30-64 10-13 24 16 70 20 20 1 10 200

SOUTH CAROLINA	FG-AT	FT-A	RB.	PF	PTS	AS	TO	BS	ST	MIN
English	f 7-11	1-1	15	3	15	1	5	3	1	40
Winters	f 4-5	1-1	3	5	9	0	1	0	1	20
Traylor	c 8-13	0-0	16	5	16	2	5	2	1	34
Dunleavy	g 5-10	1-2	1	0	11	2	4	0	1	31
Joyce	g 6-16	7-10	1	2	21	4	3	0	2	40
Mathias	0-0	0-0	2	0	0	1	1	0	0	7
Manning	1-2	0-0	1	0	2	0	0	0	0	13
Greiner	2-3	0-1	4	1	4	0	2	0	1	16

Team Rebounds (Included in Totals)

TEAM TOTALS 33-60 12-15 43 16 78 10 21 5 7 200

Texas Tech 30 40 = 70  
 South Carolina 30 84 = 78

Percentages: Field Goals — Texas Tech 46.9%, USC 55.0%; Free Throws — Texas Tech 76.9%, USC 80.0%. Technical Fouls: None. Officials: Winters, Powell. Attendance: 6,389.

**Memphis State 90, South Carolina 76**  
**March 15, 1973 — Houston, Tex. • NCAA Midwest Regional Semifinals**

MEMPHIS STATE	FG-AT	FT-AT	RB.	PF	PTS.	AS	TO	BS	ST	MIN
Buford	f 5-7	0-0	10	4	6	4	2	1	3	28
Robinson	f 5-16	1-4	17	2	11	3	1	0	2	40
Kenon	c 16-30	2-6	20	4	34	4	2	4	1	39
Laurie	g 0-1	6-7	1	4	6	4	2	0	2	28
Finch	g 8-17	9-10	1	4	25	4	4	0	0	37
McKinney	0-0	0-0	0	1	0	0	1	0	0	3
Westfall	0-1	0-0	0	0	0	0	0	0	0	1
Cook	2-5	0-0	0	1	4	1	1	0	0	12

Team Rebounds (Included in Totals)

TEAM TOTALS 36-77 18-27 60 19 90 13 13 5 8 200

SOUTH CAROLINA	FG-AT	FT-AT	RB.	PF	PTS.	AS	TO	BS	ST	MIN
English	f 9-15	1-1	8	5	19	0	3	0	1	38
Winters	f 5-11	4-4	8	5	14	4	0	1	0	36
Traylor	c 5-12	0-4	6	3	10	1	2	3	0	37
Dunleavy	g 4-10	4-4	0	3	12	1	1	1	3	36
Joyce	g 8-21	2-2	2	2	18	6	5	1	2	39
Walsh	0-0	0-0	0	0	0	0	1	0	0	1
Mathias	1-1	0-0	1	0	2	0	1	1	0	1
Manning	0-0	0-0	0	4	0	0	0	0	1	8
Greiner	0-0	0-0	1	0	0	0	0	0	0	4
Cox	0-0	1-2	1	0	1	0	0	0	0	1

Team Rebounds (Included in Totals)

TEAM TOTALS 32-70 12-17 33 22 76 12 13 7 7 200

Memphis State 39 51 = 90  
 South Carolina 24 52 = 76

Percentages: Field Goals — Memphis St. 46.8%, USC 45.7%; Free Throws — Memphis St. 66.7%, USC 70.6%. Technical Fouls: None. Officials: Hal Grossman, Jim Hernjak. Attendance: 10,060.



**South Carolina 90, Southwestern Louisiana 85**  
**March 17, 1973 — Houston, Tex. NCAA East Regional Consolation**

S.W. LOUISIANA	FG-AT	FT-AT	RB.	PF	PTS.	AS	TO	BS	ST	MIN
Saunders f	8-16	3-6	16	3	19	0	4	1	3	34
Fogle f	6-17	0-1	14	2	12	1	2	0	1	26
Ebron c	9-17	2-3	10	5	20	0	2	3	1	32
Lamar g	11-27	0-0	8	4	22	4	5	0	1	40
Bisbano g	1-6	1-2	3	3	3	3	2	0	0	28
Brown	1-3	1-2	2	1	3	0	0	0	0	6
Haney	0-0	0-0	0	1	0	0	0	0	0	3
Wilson	2-5	0-0	4	3	4	0	0	1	2	19
Wright	1-3	0-0	1	1	2	2	0	0	0	12
<i>Team Rebounds (Included in Totals)</i>										
<b>TEAM TOTALS</b>	<b>39-94</b>	<b>7-14</b>	<b>64</b>	<b>23</b>	<b>85</b>	<b>10</b>	<b>15</b>	<b>5</b>	<b>8</b>	<b>200</b>

SOUTH CAROLINA	FG-AT	FT-AT	RB.	PF	PTS.	AS	TO	BS	ST	MIN
English f	9-18	4-4	10	3	22	1	4	4	1	33
Winters f	4-12	2-2	3	0	10	6	2	0	4	34
Traylor c	8-15	0-2	16	3	16	3	0	6	1	40
Dunleavy g	4-8	3-4	0	2	11	2	3	1	0	19
Joyce g	1-13	10-13	6	1	12	8	4	0	3	35
Walsh	0-0	0-0	0	0	0	1	1	0	0	2
Mathias	0-0	0-0	1	1	0	0	0	0	0	5
Manning	6-10	1-2	3	1	13	0	0	0	1	21
Greiner	2-2	0-0	2	2	4	0	0	0	0	9
Cox	1-2	0-0	1	0	2	0	0	0	0	2
<i>Team Rebounds (Included in Totals)</i>										
<b>TEAM TOTALS</b>	<b>35-80</b>	<b>20-27</b>	<b>50</b>	<b>13</b>	<b>90</b>	<b>21</b>	<b>14</b>	<b>11</b>	<b>10</b>	<b>200</b>

Southwestern Louisiana	39	46	=	85
South Carolina	33	57	=	90

Percentages: Field Goals — S.W. Louisiana 41.5%, USC 43.8%; Free Throws — S.W. Louisiana 50.0%, USC 74.1%. Technical Fouls: None. Officials: Hal Grossman, Jim Hernjak. Attendance: 10,600.

# 1974

## *Carolina Hoopsters Make It Four In A Row To The Big Show*

Two goals made up the 1973-74 season for South Carolina: (1) Win 20 games; (2) Make it to the NCAA Tournament. After a successful regular season that saw the Gamecocks reach their first goal and win 22 of 26 games, Carolina got its second wish — a fourth-straight appearance in the NCAA Tournament.

Oddly enough, two Palmetto State teams had to travel 700 miles north to Philadelphia, Penn. to play in the first round of the NCAA Tournament. Before a sparse crowd of just over 1,000 at the Palestra, a strong Furman team handed the Gamecocks a disappointing 75-67 defeat.

The two teams battled to six lead changes in the first half alone as the Paladins outscored USC, 6-2, to end the half and take a 39-38 lead at the intermission. Carolina then started the second half on fire, outscoring Furman 15-2 to take a 53-41 lead with 14:43 to play in the second half.

Furman then went on a tear of its own, though, besting Carolina 23-6 in the next nine minutes of action to take a 64-59 lead with five minutes left. Carolina cut the lead to two (65-63) on an Alex English tap in a minute later, but could not weather a 38.1% shooting night from the field, including a 31.7% performance in the second half.

Brian Winters closed out his fine career at Carolina, scoring 22 points, while Nate Davis had 16, Mike Dunleavy 12 and English 11. Davis also pulled down 13 rebounds and English snatched 11.



**1973-74 NCAA Tournament Team**

Front Row (L-R): Tommy Cox, Stu Klitenic, Mike Dunleavy, Nate Davis, Brian Winters, George Felton, Jimmy Walsh. Back Row (L-R): Assistant Coach Don Walsh, Jim Clements, Chuck Sherwood, Alex English, Bob Mathias, Mark Greiner, Jack George, Ed Lynch, Herbert Entzminger, Assistant Coach Ben Jobe, Head Coach Frank





Furman 75, South Carolina 67  
March 9, 1974 — Philadelphia, Pa. • NCAA First Round

SOUTH CAROLINA	FG-AT	FT-AT	RB.	PF	PTS.	AS	TO	BS	ST	MIN
Davis f	8-19	0-0	13	4	16	0	2	1	0	38
English f	5-15	1-2	11	4	11	2	0	4	0	40
Mathias c	2-6	0-1	8	4	4	1	0	0	2	28
Dunleavy g	5-14	2-2	4	0	12	4	3	0	2	40
Winters g	11-27	0-0	1	5	22	2	3	0	2	39
Greiner	1-2	0-2	7	2	2	0	1	0	0	14
Walsh	0-1	0-0	0	0	0	0	0	0	0	1

Team Rebounds (Included in Totals)

TEAM TOTALS 32-84 3-7 49 19 67 9 9 5 6 200

FURMAN	FG-AT	FT-AT	RB.	PF	PTS.	AS	TO	BS	ST	MIN
Lynch f	6-17	2-2	8	1	14	4	2	0	0	40
Mayes f	9-13	3-3	16	1	21	0	0	5	3	39
Leonard c	4-9	3-4	2	4	11	0	2	3	0	19
Kelly g	4-7	2-3	4	2	10	5	1	0	1	36
Grimm g	8-18	3-5	2	2	19	2	5	0	0	36
Bierly	0-4	0-0	5	2	0	0	2	0	1	22
Clark	0-2	0-0	2	0	0	0	0	0	0	4
Hill	0-0	0-0	1	0	0	1	0	0	0	4

Team Rebounds (Included in Totals)

TEAM TOTALS 31-70 13-17 50 12 75 12 12 8 5 200

South Carolina 38 29 = 67  
Furman 39 36 = 75

Percentages: Field Goals — USC 38.1%, Furman 44.3%; Free Throws — USC 42.9%, Furman 76.5%. Technical Fouls: None. Officials: Chuck Hartman, Jim Burch. Attendance: 1,042.

# 1989

## South Carolina Returns to the NCAA Tournament For First Time in 15 Years

Fifteen years earlier, George Felton was a reserve on the 1974 NCAA Tournament team that lost in the first round to Furman at the Palestra in Philadelphia, Pa. This time around, the 35-year-old coach had led Carolina to the prestigious field of 64 as the head man with a berth in the NCAA Eastern Regional first and second round in Providence, R.I.

In all, Carolina could not withstand a poor shooting afternoon combined with a hot shooting North Carolina State team. In fact, the N.C. State club's 56.7% performance from the field stands as the best opponent percentage in Carolina NCAA Tournament history.

An even game for the first five minutes, the Wolfpack pulled away midway through the first half with a 19-2 run giving N.C. State a 30-10 advantage with 7:16 left in the first stanza. Both teams had mini-runs down the stretch with Carolina scoring the half's final six points to pull within 38-25 at the intermission.

In the second half, Carolina could get the lead no lower than eight points — twice on free throws by Terry Dozier and John Hudson at the seven minute marks — at any time with the Wolfpack making their free throws down the stretch to preserve the win.

Dozier finished his fine Carolina career with 22 points and five rebounds, one of only two Gamecock players scoring in double figures. Hudson added 13 for the Gamecocks, who finished the season at 19-11 one win shy of 20 but with a 15-year NCAA Tournament goal being reached.



1988-89 NCAA Tournament Team

Front Row (L-R): Manager Sherman McEachern, Barry Manning, Eric Sykes, Michael Glover, Jo Jo English, Brent Price, Manager Chris Burgin. Middle Row (L-R): Manager Scott Blair, Graduate Assistant Coach Joe Dooley, Assistant Coach Tubby Smith, Head Coach George Felton, Assistant Coach Eddie Payne, Assistant Coach Scott Rigot, Manager John Turcich. Back Row (L-R): Bill Vernau, Joe Rhett, Sam Rowe, Jeff Roulston, John Breckenridge, John Hudson, Terry Dozier, Troy McKoy






**N.C. State 81, South Carolina 66**  
**March 17, 1989 — Providence, R.I. • NCAA East Regional First Round**

SOUTH CAROLINA	FG-AT	3P-AT	FT-AT	RB.	PF	PTS.	AS	TO	BS	ST	MIN
Dozier f	8-13	1-1	5-6	5	3	22	2	1	1	1	37
Rhett f	3-5	0-1	0-0	7	0	6	0	0	0	0	27
Hudson c	3-11	0-1	7-11	7	3	13	1	1	0	2	33
Price g	4-8	1-3	0-0	2	5	9	2	0	0	0	27
Manning g	3-9	0-0	2-4	2	2	8	5	2	1	1	38
Roulston	0-0	0-0	0-0	0	0	0	0	1	0	0	2
English	3-9	1-2	0-0	1	5	7	3	2	0	0	20
McKoy	0-4	0-0	1-2	3	3	1	2	1	0	0	6
Glover	0-0	0-0	0-0	0	2	0	0	0	0	0	2
Vernau	0-2	0-1	0-0	4	0	0	1	1	0	0	8
<i>Team Rebounds (Included in Totals)</i>											
<b>TEAM TOTALS</b>	<b>24-61</b>	<b>3-9</b>	<b>15-23</b>	<b>34</b>	<b>23</b>	<b>66</b>	<b>16</b>	<b>9</b>	<b>2</b>	<b>4</b>	<b>200</b>

N.C. STATE	FG-AT	3P-AT	FT-AT	RB.	PF	PTS.	AS	TO	BS	ST	MIN
Howard f	3-3	0-0	5-6	6	3	11	1	3	0	1	34
Brown f	5-6	0-0	2-3	7	1	12	0	2	3	0	36
Lester c	3-7	0-0	2-4	11	5	8	0	1	1	1	30
Corchiani g	2-6	0-1	8-10	2	4	12	11	3	0	0	31
Monroe g	9-17	4-6	0-0	4	3	22	2	2	0	1	40
Lee	0-1	0-0	0-0	0	0	0	0	0	0	0	2
Weems	5-7	0-0	2-6	0	4	12	3	3	0	0	17
D'Amico	0-0	0-0	0-0	0	1	0	0	0	0	0	3
Hinnant	2-4	0-0	0-0	0	0	4	0	0	0	1	7
<i>Team Rebounds (Included in Totals)</i>											
<b>TEAM TOTALS</b>	<b>29-51</b>	<b>4-7</b>	<b>19-29</b>	<b>32</b>	<b>21</b>	<b>81</b>	<b>19</b>	<b>14</b>	<b>4</b>	<b>4</b>	<b>200</b>

South Carolina	25	41	=	66
N.C. State	38	43	=	81

Percentages: Field Goals — USC 39.3%, N.C. State 56.7%; Three-Point Field Goals — USC 33.3%, N.C. State 57.1%; Free Throws — USC 65.2%, N.C. State 65.1%. Deadball Rebounds: USC 7, N.C. State 4. Technical Fouls: None. Officials: Gordon Birk, David Hall, Frank Bosone.



TERRY DOZIER

# 1997

## *First Round Loss Concludes Magical SEC Title Season*


It took the South Carolina program eight years to return to the NCAA Championships, but Eddie Fogler's first Gamecock squad in the "Big Dance" did more than just show up. The Gamecocks entered the tourney as the No. 2 seed in the East Region — fresh off the Southeastern Conference championship.

But the magical ride came to a screeching halt at the hands of the Coppin State Eagles. The tenacious squad stayed close throughout the game and took advantage of what became a homecourt atmosphere as Coppin State upset Carolina, 78-65, before a sellout crowd in the Pittsburgh Civic Arena.

The loss ended the Gamecocks' season at 24-8 — the second most victories in school history — while the squad finished ranked No. 6 in the final Associated Press rankings.

Carolina quickly took the lead in the first half and led by as many as seven points, the last with 7:36 to play in the opening period after a Melvin Watson jumper. But Coppin State fought back to tie the game at 34-34 at the intermission. USC again jumped to a seven-point lead after a BJ McKie jumper with 13:30 to go and led 47-40 before the Eagles went on a 35-14 run over the next eight minutes, spurred by 16 points from reserve guard Danny Singletary.

Carolina could not stem the Eagles' tide as the mostly-neutral crowd of 17,509 showed their approval for the underdogs as Coppin State raced to the lead with five minutes to play. McKie led Carolina with 16 points while Ryan Stack and Watson added 13 each.



BJ MCKIE





### 1996-97 NCAA Tournament Team

Front Row (L-R): Melvin Watson, Hagen Rouse, Larry Davis, BJ McKie, Antonio Grant. Middle Row (L-R): Manager John Combs, Trainer Jeff Parsons, Assistant Coach Jeff Lebo, Assistant Coach Rick Callahan, Head Coach Eddie Fogler, Assistant Coach John Cooper, Manager Jeff DiBattisto, Manager Drew Jernigan. Back Row (L-R): Herbert Davis, William Gallman, George Formanek, Ryan Stack, Nate Wilbourne, Bud Johnson, Arthur Carlisle

### Coppin State 78, South Carolina 65 March 14, 1997 — Pittsburgh, Pa. • NCAA East Regional First Round

COPPIN STATE	FG-AT	3P-AT	FT-AT	RB.	PF	PTS.	AS	TO	BS	ST	MIN
Welch f	3-10	0-2	1-4	15	2	7	1	2	0	1	35
Seamon f	0-1	0-1	0-0	0	2	0	0	1	0	0	10
Mott c	5-12	0-0	1-2	11	4	11	1	4	3	1	30
Brockington g	5-13	1-4	9-10	3	3	20	2	1	0	3	35
T. Lewis g	0-0	0-0	0-0	0	0	0	0	1	0	2	10
King	1-1	0-0	1-1	1	0	3	0	1	0	0	9
Singletary	8-14	1-4	5-6	2	2	22	0	1	1	5	30
Warrick	1-5	0-2	5-5	3	3	7	1	4	0	1	26
K. Lewis	2-3	0-0	4-6	4	2	8	1	2	1	0	15
Team Rebounds (Included in Totals)				2							
TEAM TOTALS	25-59	2-13	26-34	41	18	78	6	17	5	13	200

SOUTH CAROLINA	FG-AT	3P-AT	FT-AT	RB.	PF	PTS.	AS	TO	BS	ST	MIN
Gallman f	2-3	0-0	0-0	5	4	4	0	1	0	0	26
Stack f	3-5	0-1	7-7	4	2	13	0	4	2	1	23
McKie g	6-14	1-5	3-5	2	5	16	1	1	0	2	29
L. Davis g	1-8	0-5	0-0	6	3	2	5	1	0	1	33
Watson g	6-13	0-3	1-1	5	4	13	5	6	1	4	35
Wilbourne	1-3	0-0	0-1	2	4	2	1	2	0	0	13
Rouse	0-1	0-1	0-0	0	0	0	0	1	0	0	3
H. Davis	3-6	2-2	0-0	1	1	8	1	1	0	0	18
Johnson	0-0	0-0	0-0	1	0	0	0	2	0	0	4
Carlisle	2-5	1-3	2-2	3	0	7	0	0	0	1	16
Team Rebounds (Included in Totals)				1							
TEAM TOTALS	24-58	4-20	13-16	30	23	65	13	19	3	9	200

Coppin State	34	=	78									
South Carolina	34	31	=	65								

Percentages: Field Goals — Coppin State 42.4%, USC 41.4%; Three-Point Field Goals — Coppin State 15.4%, USC 20.0%; Free Throws — Coppin State 76.5%, USC 81.3%. Deadball Rebounds: Coppin State 5, USC 2. Technical Fouls: None. Officials: Tom Harrington, Bobby Hunt, Paul Jannssen.





# 1998

## Loss in First Round Dampens Another 20-Win Season

For the second-straight year, the Gamecocks won 20 or more games and advanced to the NCAA Championships — the first time in a quarter century of Carolina basketball. But for the second year in a row, the Gamecocks were an upset victim in the opening round of the tournament.

The Gamecocks, a No. 3 seed in the East Regional, saw both BJ McKie's jumper in the lane and a successive LeRon Williams tap fall short as 14th-ranked Carolina fell to Richmond, 62-61, at Washington, D.C.'s MCI Center.

Carolina jumped out to a 14-8 lead early after back-to-back McKie three pointers and USC had the lead for much of the half before a 14-4 Richmond run to end the half gave the Spiders a 34-29 halftime advantage. USC trailed by nine early in the second half, but staged another comeback.

USC took a four-point lead with 6:52 to play after a McKie layup, but turned the ball over on its next possession and the Spiders built a four-point advantage with 3:31 left. USC cut the lead to one (62-61) with 1:17 to play on a Williams layup, but McKie was called for a charge on the Gamecocks' next possession. Richmond missed a shot with 10 seconds left, setting up the final play as Carolina — the "Cardiac Gamecocks" for most of the season — could not pull out the win.

McKie led the Gamecocks with 24 points and Melvin Watson ended his USC career by breaking the all-time assists record (543) with a USC NCAA-best 10 dishes vs. the Spiders. Ryan Stack had 10 points in his final game as Carolina ended the year 23-8 with a two-year mark of 47-16, 26-6 in the SEC.

### Richmond 62, South Carolina 61 March 12, 1998 — Washington, D.C. • NCAA East Regional First Round

RICHMOND	FG-AT	3P-AT	FT-AT	RB.	PF	PTS.	AS	TO	BS	ST	MIN
Stevenson f	8-16	2-5	6-6	5	2	24	3	0	1	0	39
Patrick f	1-4	0-0	0-0	4	1	2	2	2	0	1	13
Poole c	2-5	0-0	2-4	9	3	6	0	2	0	1	33
Brown g	5-13	5-12	0-0	1	2	15	4	1	0	0	35
Baker g	2-7	0-5	0-0	5	1	4	1	0	0	1	38
Cueto	0-0	0-0	0-0	1	0	0	0	1	0	0	5
Oliver	4-13	0-2	3-4	4	2	11	0	0	0	1	28
Houston	0-0	0-0	0-0	0	0	0	0	0	0	0	2
Hensel	0-1	0-0	0-0	2	2	0	0	0	0	0	7
<i>Team Rebounds (Included in Totals)</i>											
4											
<b>TEAM TOTALS</b>	<b>22-59</b>	<b>7-24</b>	<b>11-14</b>	<b>35</b>	<b>13</b>	<b>62</b>	<b>10</b>	<b>6</b>	<b>1</b>	<b>4</b>	<b>200</b>

SOUTH CAROLINA	FG-AT	3P-AT	FT-AT	RB.	PF	PTS.	AS	TO	BS	ST	MIN
Gallman f	1-2	0-0	3-6	7	0	5	1	1	0	0	17
Grant f	2-5	1-4	0-0	5	1	5	1	1	0	0	32
Stack c	4-7	1-2	1-1	4	2	10	1	2	2	1	28
McKie g	9-14	4-6	2-2	4	3	24	2	3	0	1	37
Watson g	3-8	0-1	0-0	4	3	6	10	2	1	0	34
Davis	2-7	1-5	0-0	2	2	5	0	0	0	0	21
Johnson	1-1	0-0	0-0	1	2	2	0	1	0	0	7
Nix	0-2	0-1	0-0	3	1	0	0	0	0	1	6
Williams	2-6	0-0	0-0	1	1	4	0	0	1	0	18
<i>Team Rebounds (Included in Totals)</i>											
1											
<b>TEAM TOTALS</b>	<b>24-52</b>	<b>7-19</b>	<b>6-9</b>	<b>33</b>	<b>15</b>	<b>61</b>	<b>15</b>	<b>10</b>	<b>4</b>	<b>3</b>	<b>200</b>

<b>Richmond</b>	<b>34</b>	<b>28</b>	<b>=</b>	<b>62</b>
<b>South Carolina</b>	<b>29</b>	<b>32</b>	<b>=</b>	<b>61</b>

Percentages: Field Goals — Richmond 37.3%, USC 46.2%; Three-Point Field Goals — Richmond 29.2%, USC 36.8%; Free Throws — Richmond 78.6%, USC 66.7%. Deadball Rebounds: Richmond 1, USC 2. Technical Fouls: None. Officials: David Libbey, Richie Ballesteros, Steve Welmer.



1997-98 NCAA Tournament Team

Front Row (L-R): Herbert Lee Davis, Hagen Rouse, Recus Nix, Melvin Watson, BJ McKie, Antonio Grant, David Ross. Middle Row (L-R): Trainer Jeff Parsons, Administrative Assistant Barclay Radebaugh, Assistant Coach Rick Callahan, Head Coach Eddie Fogler, Assistant Coach Jeff Lebo, Assistant Coach John Cooper, Manager Jeff DiBattisto. Back Row (L-R): Manager John Combs, William Gallman, LeRon Williams, Ryan Stack, George Formanek, Bud Johnson, Arthur Carlisle, Manager Drew Cawood.





# 2004

## Gamecocks Win 23, Drop Defensive Battle to Memphis

Despite holding Conference USA's Player of the Year (Antonio Burks) and Rookie of the Year (Sean Burks) to just 13 points, USC couldn't contain Memphis' Rodney Carney, who scored 26 points with 10 rebounds, sending USC home with a 59-43 loss in the first round of the NCAA Tournament in Kansas City.

USC was led by Carlos Powell, who scored 11 points in 33 minutes. The 11 points put Powell over the 1000 career point total as a junior (1001 total). He was the only Gamecock in double figures, with Tre' Kelley grabbing a personal best and team-high seven rebounds. Mike Boynton, Jr., who has been named to the SEC All-Tournament team the previous weekend, did not score.

Tied at 11 with 10:59 left in the first half, UM went on a 17-4 run. USC did not score a basket the last 9:37 of the first half. UM took a 30-18 lead to the lockerroom at halftime. The 18 points were the fewest points USC had scored since scoring 17 at Temple in December.

The second half wasn't much better, with UM leading by as many as 15 at the 10:33 mark (47-32). USC shot 35.7 % in the game, but UM didn't shoot much better, hitting 39.0%. The difference was rebounds with UM grabbing 36 to USC's 25.

## Memphis 59, South Carolina 43 March 19, 2004 — Kansas City, Mo. - NCAA Midwest Regional First Round

SOUTH CAROLINA	FG-AT	3P-AT	FT-AT	RB.	PF	PTS.	AS	TO	BS	ST	MIN
Powell f4-9	1-2	2-2	3	2	11	0	1	0	1	33	
Brown f2-6	0-2	2-4	1	2	6	1	1	0	1	30	
Kinsey g4-8	0-1	1-2	1	1	9	1	1	0	0	22	
Boynton g0-2	0-2	0-0	4	3	0	1	1	0	1	33	
Gonner g1-8	0-2	3-4	1	0	5	1	0	0	0	22	
Kelley	2-4	0-1	2-2	7	1	6	3	2	0	1	23
Howell	0-0	0-0	0-0	1	0	0	0	0	0	0	1
Everett	0-0	0-0	0-0	0	0	0	0	0	0	0	1
Land	0-1	0-1	0-0	0	0	0	0	0	0	0	1
Wallace	1-2	1-2	0-0	1	2	3	0	0	3	0	14
Balkman	1-2	0-0	1-2	2	3	3	2	6	1	1	18
Chappell	0-0	0-0	0-0	0	0	0	0	0	0	0	2
TEAM				4							
<b>Totals</b>	<b>15-42</b>	<b>2-13</b>	<b>11-16</b>	<b>25</b>	<b>14</b>	<b>43</b>	<b>9</b>	<b>12</b>	<b>4</b>	<b>5</b>	<b>200</b>


  

MEMPHIS	FG-A	3G-A	FT-A	RB	PF	PTS	AS	TO	BS	ST	MIN
Carney f	10-17	6-12	0-0	10	0	26	1	2	2	0	37
Banks f	2-10	0-3	2-2	2	3	6	2	2	0	0	34
Barclay f	2-5	0-0	0-1	5	2	4	1	0	1	0	26
Burks g	3-12	0-4	1-2	4	0	7	7	2	0	1	40
Rice g	4-12	3-8	1-2	8	1	12	4	1	1	1	39
Fox	0-1	0-0	0-0	0	0	0	0	0	0	0	1
Erwin	0-0	0-0	0-0	0	5	0	0	0	0	1	7
Green	0-0	0-0	0-0	1	0	0	0	0	0	0	1
Lopez	2-2	0-0	0-0	2	4	4	1	2	0	0	14
Diarra	0-0	0-0	0-0	0	0	0	0	0	0	0	1
TEAM				4							
<b>Totals</b>	<b>23-59</b>	<b>9-27</b>	<b>4-7</b>	<b>36</b>	<b>15</b>	<b>59</b>	<b>16</b>	<b>9</b>	<b>4</b>	<b>3</b>	<b>200</b>

South Carolina	18	25	=	43
Richmond	30	29	=	59


Officials: James Haney, Bryan Kersey, Bill Vinovich. Technical fouls: South Carolina-None. Memphis-None. Attendance: 15260



2003-04 NCAA Tournament Team

Front Row (L-R): Sheldon Everett, Jeff Vaughn, Josh Gonner, Tarence Kinsey, Jon Land, Mike Boynton, Jr., Tré Kelley, Jarod Gerald, Renaldo Balkman. Middle Row (L-R): Manager Shahryar Humayun, Volunteer Coach Matt Parke, Academic Intern Mark Thompson, Special Assistant Bill Old, Assistant Coach Rick Duckett, Head Coach Dave Odom, Assistant Coach Barry Sanderson, Assistant Coach Rickey Stokes, Volunteer Coach Jeremy Shyatt, Manager Sam Brown, Trainer Dennis Williams. Back Row (L-R): Manager Hall Beard, Ivan Howell, Kerbrell Brown, Rolando Howell, Paulius Joneliunas, John Chappell, Brandon Wallace, Carlos Powell, Strength Coach Darby Rich





2016-17 NCAA Tournament Team

Front Row (L-R): Christian Schmitt, Kory Holden, Sindarius Thornwell, Justin McKie, Duane Notice, Rakym Felder, Hassani Gravett;  
Back Row (L-R): Tommy Corchiani, John Ragin, Ran Tut, Chris Silva, Sedee Keita, Khadim Gueye, Maik Kotsar, Jarrell Holliman, PJ Dozier, Evan Hinson, TeMarcus Blanton

# 2017

## Gamecocks reach first Final Four in program history



**GREENVILLE, S.C.** - It was a historic night for South Carolina men's basketball, as the seventh-seeded Gamecocks (23-10) dominated the second half in a 93-73 win over 10th seeded Marquette (19-13) for the program's first NCAA Tournament win since 1973. Senior Sindarius Thornwell (29) and sophomore PJ Dozier (21) combined for 51 points on 19-of-33 (58 percent) shooting.

The Golden Eagles opened up the game on an 8-0 run and led 11-5 at the first media timeout with 14:18 on the clock after a 3 by Jajuan Johnson. Marquette stayed in front by five, 19-14, at the next media stoppage with 11:58 to go. Thornwell and sophomore Chris Silva paved the way for the Gamecocks on offense early, scoring nine of the team's first 14 points.

A 3-pointer gave the Golden Eagles their largest lead of the first half, 26-16, forcing head coach Frank Martin to take a timeout with 9:20 left. Marquette started the game 9-for-15 (60 percent) from two-point range and 5-for-8 (63 percent) from behind the arc.

Senior Duane Notice knocked down a deep 3-pointer, his second of the game, to bring Carolina within six, 28-22, at the under eight media timeout with 7:34 to go. Back-to-back dunks by Silva and Dozier brought Bon Secours Wellness Arena to its feet, pulling the Gamecocks within two, but MU pulled in front by eight, 34-26, with 5:18 to play. Carolina clawed back within four, 34-30, at the under four media timeout with 3:44 left in the half.

Dozier drove hard baseline and made a tough layup to pull the Gamecocks within two, 39-37, with just over a minute to go. Carolina got a stop and took possession with the shot clock off, but Thornwell missed from 3 with six seconds left and MU led 40-39 at halftime. Both teams shot 48 percent in the opening half as 13 different players scored on both sides.

Freshman Maik Kotsar scored the first four points of the second half to give the Gamecocks their first lead of the game, 43-40, with 18:30 remaining. The Golden Eagles answered with a 7-0 run to regain the lead, but Carolina answered with a 7-0 run of its own to retake the lead, 51-49, with 15:54 to play. It was a high-paced first 4:06 with both teams shooting it extremely well. The Gamecocks started 5-for-9 (56 percent) and MU was 4-for-6 (67 percent) to open the half.

With 14:53 on the clock, Carolina swung momentum their way after senior Justin McKie had a big steal and found Dozier ahead in transition for a breakaway dunk. The slam sent The Well into a frenzy and forced Marquette head coach Steve Wojciechowski to take a timeout, his team trailing 55-49.

Rakym Felder then gave the Gamecocks their biggest lead so far in the game, 82-69, forcing another Wojciechowski timeout with 4:40 to play.

Carolina kept its foot on the pedal as four more points from Thornwell pushed the lead to 86-69 at the final media timeout with 3:42 left in the game. The Gamecocks held MU scoreless for nearly four minutes and used a 17-2 run to take control en route to the 93-71 victory. Carolina ended the game 7-for-7 from the field.

Notice and Silva joined Thornwell and Dozier in double figures with 10 each. Kotsar and Felder each had seven for the Gamecocks, who shot a scorching 56 percent (20-of-36) in the second half. Felder and McKie combined for 12 of the team's 14 bench points.

Official Basketball Box Score - Game Totals - Final Statistics  
Marquette vs South Carolina  
3/17/17 9:54 PM ET at Bon Secours Wellness Arena, Greenville, SC

### Marquette 73 • 19-13

#	Player	Total		3-Pt		Rebounds		PF	TP	A TO	Blk	Stl	Min
		FG	FGA	FG	FGA	FT	FTA						
12	Matt Heldt	0-1	0-0	0-0	0-0	1	2	3	2	0	0	0	14
00	Markus Howard	5-10	3-6	0-0	0-0	1	1	1	13	3	6	0	26
01	Duane Wilson	2-5	0-0	0-0	0-0	1	2	3	4	1	2	0	23
10	Sam Hauser	4-7	2-4	2-2	2-2	4	4	12	0	0	0	0	32
30	Andrew Rowsey	3-9	2-7	5-6	0	3	3	13	2	3	0	0	27
22	Katin Reinhardt	2-7	1-6	2-2	0	0	0	1	7	2	1	1	19
23	Jajuan Johnson	5-9	3-5	3-4	0	6	6	2	16	3	2	0	25
25	Haanif Chestham	0-0	0-0	0-0	0	0	0	0	0	0	0	0	7
40	Luke Fischer	4-6	0-0	0-0	1	5	6	4	8	1	1	2	26
52	Cam Marotta	0-0	0-0	0-0	0	0	0	0	0	0	0	0	1
Team													
Totals		25-54	11-28	12-14	6	22	28	20	73	12	18	3	200

FG % 1st Half: 14-21 66.7% 2nd half: 11-25 44.0% Games: 25-54 46.3%  
3FG % 1st Half: 4-15 26.7% 2nd half: 3-12 25.0% Games: 11-28 39.3%  
FT % 1st Half: 4-5 80.0% 2nd half: 0-9 0.0% Games: 12-14 85.7%

### South Carolina 93 • 23-10

#	Player	Total		3-Pt		Rebounds		PF	TP	A TO	Blk	Stl	Min
		FG	FGA	FG	FGA	FT	FTA						
21	KOTSAR, Maik	3-7	0-0	1-2	2	3	5	1	7	2	1	0	34
30	SILVA, Chris	3-6	0-0	4-4	1	4	5	4	10	1	0	0	26
00	THORNWELL, Sindarius	10-19	3-6	6-7	7	4	11	2	29	2	1	2	35
10	NOTICE, Duane	4-12	2-10	0-0	1	2	3	0	10	3	2	0	35
16	DOZIER, PJ	9-14	1-3	7-6	0	4	4	1	21	4	3	0	31
02	GRAVETT, Hassani	1-3	0-2	0-0	0	1	1	0	2	1	0	0	8
04	FELDER, Rakym	3-4	1-2	0-0	0	2	2	2	7	0	0	0	12
05	BLANTON, TeMarcus	0-0	0-0	0-0	0	0	0	0	0	0	0	0	1
20	MCKIE, Justin	2-2	1-1	0-0	0	2	2	3	5	4	0	0	12
23	HINSON, Evan	0-0	0-0	0-0	0	0	0	0	0	0	0	0	3
24	KEITA, Sedee	0-0	0-0	0-0	0	1	1	0	0	0	0	0	3
Team													
Totals		35-67	8-24	13-19	13	23	36	13	93	17	9	2	200

FG % 1st Half: 15-31 48.4% 2nd half: 20-36 55.6% Games: 35-67 52.2%  
3FG % 1st Half: 4-15 26.7% 2nd half: 4-9 44.4% Games: 8-24 33.3%  
FT % 1st Half: 5-7 71.4% 2nd half: 8-12 66.7% Games: 13-19 68.4%

Officials: Ben Borzick, Mike Greenstein, Orlando Poole  
Technical fouls: Marquette-None, South Carolina-None.  
Attendance: 14,000  
\* - points scored by the other team (wrong basket)

Score by periods	1st	2nd	Total
Marquette	40	33	73
South Carolina	39	54	93

Last FG - MARQ 2nd-00:16, SC 2nd-02:16.  
Largest lead - MARQ by 10 1st-09:23, SC by 28 2nd-02:16.  
MARQ led for 39:41, SC led for 17:28. Game was tied for 02:50.

Points	In	Off	2nd	Fast	Bench
MARQ	29	7	8	2	31
SC	42	25	13	16	34

Score tied - 2 times.  
Lead changed - 5 times.





**SOUTH CAROLINA CELEBRATES IN THE LOCKER ROOM FOLLOWING THE FIRST PROGRAM WIN IN THE NCAA TOURNAMENT SINCE 1973 FOLLOWING THE 93-73 WIN OVER MARQUETTE ON MARCH 17, 2017.**

**GREENVILLE, S.C.-** It was another magical night for South Carolina (24-10) men's basketball as the team upset second-seeded Duke (28-9) 88-81 to advance to the school's first Sweet Sixteen in the current NCAA Tournament format. The Gamecocks exploded for 65 points in the second half and shot 71 percent (20-for-28) in the game's final 20 minutes. SEC Player of the Year Sindarius Thornwell led all scorers with 24 points and was one of five South Carolina players in double figures.

The Blue Devils took a 6-4 lead to start the game at the first media timeout with 15:57 to go. After trailing 11-6, Carolina went on an 8-2 run and took its first lead after freshman Rakym Felder knocked down a triple with 12:52 to put the Gamecocks in front 14-13.

Duke regained the lead, 18-14, at the under 12 media timeout with 11:11 on the clock as Grayson Allen scored seven points off the bench. Thornwell had seven of Carolina's first 14 points. The Blue Devils were already in the bonus at the 12:01 mark. Duke took advantage of a 5:09 scoring drought by the Gamecocks to extend its lead to seven, 21-14, at the next media timeout with 7:43 to go. Carolina started the game 5-for-23 (22 percent), while the Blue Devils were 6-for-11 (55 percent).

Duke remained in control 28-20 at the final media timeout with 3:45 to go in the first half. Senior Duane Notice connected from 3-point range to pull the Gamecocks within five, 28-23, with 2:39 left. Carolina cut the deficit with stellar defense, holding the Blue Devils scoreless for nearly five minutes.

A pair of Allen free throws gave Duke a seven point advantage at halftime, 30-23. Thornwell was the only player on either side in double figures with 11 points. Allen led the way for the Blue Devils with nine. Duke shot 47 percent (8-for-17) and knocked down five 3s in the first half. The Gamecocks were 7-for-35 (20 percent).

Notice completed a 3-point play early in the second half to pull Carolina within five, 35-30 with 17:22 to play. Sophomore Chris Silva sunk two free throws to cut it to three, but the lead went back to six after a transition 3 by Allen. The Bon Secours Wellness Arena crowd erupted moments later, as a Notice steal led to a monster dunk by Silva on the other end. The jam was the Gamecocks fifth-consecutive field goal and got Carolina within one, 38-37, forcing head coach Mike Krzyzewski to take a timeout with 15:52 on the clock. A lob from Thornwell to Silva right out of the under 16 media timeout then gave the Gamecocks their first lead since Felder's 3 at the 12:40 mark of the first half.

Felder's second 3 of the game put Carolina up 48-44. Frank Jackson answered with a triple of his own on the other end, but Silva scored with contact to make it 54-51 at the under 12 media timeout with 10:43 remaining. Silva sunk the free throw out of the timeout, marking his 17th point of the game, a new career high. The Gamecocks came out of halftime firing on all cylinders offensively, shooting 12-for-16 (75 percent). Five-straight points from Notice pushed Carolina's lead to seven, 60-53, with 8:38 to play, forcing another Krzyzewski timeout.

A Notice layup put the Gamecocks ahead by double-digits for the first time in the game, 68-58, with 5:00 minutes to play. The lead stayed at 10, 70-60, at the final media timeout of the game with 3:30 remaining. Felder knocked down 1-of-2 at the free throw line to make the score 76-66 with 1:38 to go. Jayson Tatum hit a 3 on the next possession to pull Duke within seven, 76-69, but on the next play, Thornwell bypassed the Blue Devils' full-court pressure as he threw a baseball pass ahead to senior Justin McKie, who finished with an emphatic two-hand dunk to put the Gamecocks up by 10 again, 82-72, with 47 seconds on the clock.

Duke kept swinging, cutting the lead to five after an Amile Jefferson layup with 26.8 seconds remaining, but Carolina iced the win with clutch free throw shooting down the stretch. The Gamecocks ended the game 14-of-16 (88 percent) at the line in the game's final three minutes.

Silva tallied his fourth career double-double (all this season) with 17 points and 10 rebounds. Notice matched Silva with 17 points, 14 of them coming in the second half. Felder was crucial off the bench again, scoring 15 points and making 9-of-10 at the charity stripe.

**Official Basketball Box Score - Game Totals - Final Statistics  
South Carolina vs Duke  
3/17/17 8:51 PM ET at Bon Secours Wellness Arena, Greenville, SC**

#### South Carolina 88 • 24-10

#	Player	Total		3-Ptr		Rebounds		PF	TP	A	TO	Blk	Stl	Min	
		FG	FGA	FG	FGA	FT	FTA								
21	KOTSAR, Malik	f	0-3	0-0	0-0	0	1	1	5	0	1	1	0	16	
15	DOZIER, PJ	c	5-12	0-4	1-1	1	1	2	5	11	2	3	0	1	26
00	THORNWELL, Sindarius		6-14	3-6	9-12	2	4	6	1	24	5	3	0	1	36
10	NOTICE, Duane		6-8	2-4	3-3	2	2	4	1	17	2	1	0	3	35
30	SILVA, Chris		6-12	0-0	5-5	5	5	10	3	17	1	2	2	0	30
02	GRAVETT, Hassani		0-3	0-2	0-0	0	0	0	0	0	1	0	0	0	9
04	FELDER, Rakym		2-5	2-4	9-10	0	4	4	4	15	3	0	0	1	21
12	GUEYE, Khadim		0-0	0-0	0-0	0	0	0	0	0	0	0	0	0	0+
20	MCKIE, Justin		2-4	0-2	0-0	1	3	4	2	4	1	1	0	1	18
24	KEITA, Sedee		0-2	0-0	0-1	1	1	2	1	0	0	0	0	1	9
Team							3	1	4						
Totals			27-63	7-22	27-32	15	22	37	22	88	16	11	2	2	200
FG % 1st Half: 7-35		20.0%		20-28		71.4%		Game: 27-63		42.9%		Deadball			
3FG % 1st Half: 3-17		17.6%		4-5		80.0%		Game: 7-22		31.8%		Rebounds			
FT % 1st Half: 6-9		66.7%		21-23		91.3%		Game: 27-32		84.4%		2			

#### Duke 81 • 28-9

#	Player	Total		3-Ptr		Rebounds		PF	TP	A TO	Blk	Stl	Min
		FG	FGA	FG	FGA	FT	FTA						
00	Jayson Tatum	6-12	2-4	1-2	0-3	3	5	15	1	5	0	0	34
21	Amile Jefferson	4-7	0-0	6-7	5	10	15	4	14	0	3	6	36
05	Luke Kennard	1-6	1-4	8-8	0	1	1	5	11	2	1	0	28
13	Matt Jones	2-6	2-4	0-0	0	5	5	6	4	1	0	2	32
16	Frank Jackson	4-9	7-5	5-5	0	1	1	3	15	2	5	0	28
01	Harry Giles	0-0	0-0	0-0	2	1	3	1	0	0	0	1	9
00	Grayson Allen	5-13	3-10	7-7	1	2	3	20	2	3	0	0	33
12	Javin DeLaurier	0-0	0-0	0-0	0	0	0	1	0	0	0	0	0+
30	Antonee Vrankovic	0-0	0-0	0-0	0	0	0	0	0	0	0	0	0+
Team						2		1					
Totals		22-53	10-27	27-29	10	24	34	26	81	11	18	7	200
FG % 1st Half: 8-17		47.1%		14-36		38.9%		Game: 22-53		41.5%		Deadball	
3FG % 1st Half: 5-8		62.5%		5-19		26.3%		Game: 10-27		37.0%		Rebounds	
FT % 1st Half: 9-18		50.0%		18-19		94.7%		Game: 27-29		93.1%		1	

Officials: Doug Simmons, Mike Reed, David Hall  
Technical fouls: South Carolina-None, Duke-None.  
Attendance: 14216

Score by quarters			
1st	2nd	3rd	Total
South Carolina	23	65	88
Duke	30	51	81

	In	Off	2nd	Fast	
Points	Paint	T/O	Chance	Break	Bench
SC	30	16	9	12	19
Duke	18	8	7	2	20

Last FG - SC 2nd-00:47, DUKE 2nd-00:14.  
Largest lead - SC by 11 2nd-01:59, DUKE by 10 1st-06:56.  
SC led for 15:16, DUKE led for 19:54, Game was tied for 04:17.

Score tied - 7 times.  
Lead changed - 9 times.



**NEW YORK** - The magic continued for South Carolina (25-10) at Madison Square Garden, as it matched a school record for wins (25) in a 70-50 Sweet 16 victory over third-seeded Baylor (27-8). With the win, the Gamecocks have advanced to the program's first Elite Eight. Sindarius Thornwell led all scorers for the third consecutive game, scoring 24 points.

Carolina led 5-2 at the first media timeout as it held the Bears to 1-for-9 shooting (11 percent) in the game's first 4:06. After Baylor's first bucket, the Gamecock defense held them scoreless for a stretch of 2:17 (0-for-5). South Carolina remained in front 11-8 at the under 12 media timeout with 11:58 to go.

Johnathan Motley gave Baylor the lead for the first time since the 18:11 mark. His bucket put the Bears ahead, 13-11, with 10:33 left in the opening half. Baylor head coach Scott Drew called timeout with 8:48 on the clock and the score tied 15-15. Sophomore Chris Silva led Carolina with five points to start, while Jo Lual-Acuil Jr. led all scorers with seven.

Senior Duane Notice knocked down a big 3 just before the under eight media timeout to put the Gamecocks back in front, 18-15, with 7:55 on the scoreboard. That 3 by Notice would help propel a 22-7 run by Carolina to end the first half. The Gamecocks took their first double-digit lead of the night, 25-15, after a high-arching floater in the line by Brooklyn, N.Y., native, Rakym Felder with 5:27 remaining.

A baseline jumper by Silva forced another Drew timeout, as Carolina pushed the run to 16-0, holding Baylor 0-for-9 as the Gamecocks went ahead 29-15 with 3:23 left in the game's opening 20 minutes. Jake Lindsay snapped the field goal draught for the Bears with a long ball from the corner with 2:11 to go which cut the score to 31-18. The 3 by Lindsay was the team's first points since the 9:58 mark, ending a 7:47 stretch with no points.

The Gamecocks impressive end to the half, fueled by spectacular defense and hot shooting, gave them a 37-22 lead at halftime. Carolina held Baylor to a season-low 25 percent shooting (8-for-32) in the opening 20 minutes. The previous low for the Bears came at the beginning of the season when they shot 39 percent (13-for-33) against Michigan State at the Battle 4 Atlantis Tournament in the Bahamas on Nov. 24. Carolina's offense was balanced in the opening half. Thornwell led the way with 10 points, Silva had nine, sophomore PJ Dozier had eight and Notice had six. Silva had six first half rebounds to the lead the team, as the Gamecocks were plus four in rebounding margin, 22-14.

Carolina continued to roll to start the second half as Thornwell knocked down a 3 to push the lead to 20, 42-22, for the first time in the game with 18:25 remaining. Baylor started the second half 4-for-6, but the Gamecocks led by 18, 46-28, at the first media timeout with 15:45 remaining. Manu Lecomte knocked down back-to-back triples to trim the deficit to 13, 49-36, with 11:40 to play.

A 10-0 run by the Bears pulled them within 11, but consecutive 3s by Thornwell and Notice put Carolina back in control, up by 17, 55-38, with 9:22 remaining. The score remained 55-38 at the under eight media timeout with 7:44 to play. Thornwell's 20th point and fourth 3-pointer of the game put the Gamecocks in front by 20 again, 61-41 with 5:23 to go. South Carolina held a 63-41 edge at the final media timeout with 3:58 left.

Baylor was unable to make a late run, as the Gamecocks led by 18 or more the final five minutes of the ballgame. Silva (12), Dozier (12) and Notice (11) joined Thornwell in double figures. Felder scored all nine bench points Friday night. He's led the bench in scoring in all three of Carolina's NCAA Tournament games.



# Official Basketball Box Score - Game Totals - Final Statistics South Carolina vs Baylor 3/24/17 7:25pm at Madison Square Garden, New York, NY

## South Carolina 70 • 25-10

#	Player	Total		3-Ptr		Rebounds		PF	TP	A	TO	Blk	Stl	Min
		FG	FGA	FG	FGA	FT	FTA							
21	KOTSAR, Maik	1-2	0-0	0-0	1	4	5	5	2	2	0	0	1	23
30	SILVA, Chris	3-7	0-0	6-8	1	6	7	4	12	0	1	2	1	25
00	THORNWELL, Sindarius	6-14	4-10	8-10	3	3	6	2	24	2	4	2	2	34
10	NOTICE, Duane	4-6	3-4	0-0	1	4	5	2	11	4	2	0	0	34
15	DOZIER, PJ	5-12	1-4	1-2	1	5	6	2	12	3	2	0	2	29
02	GRAVETT, Hassani	0-1	0-0	0-0	0	2	2	1	0	0	0	0	0	7
04	FELDER, Rakym	4-7	0-1	1-3	0	4	4	3	9	1	2	0	1	24
05	BLANTON, TeMarcus	0-0	0-0	0-0	0	0	0	0	0	0	0	0	0	1
20	MCKIE, Justin	0-1	0-1	0-0	0	0	0	0	0	0	1	0	0	9
23	HINSON, Evan	0-0	0-0	0-0	0	0	0	0	0	0	0	0	0	1
24	KEITA, Sedee	0-0	0-0	0-0	1	1	2	1	0	0	0	2	0	13
Team														
Totals		23-50	8-20	16-23	11	29	40	20	70	12	16	6	7	200

FG % 1st Half:	12-25	48.0%	2nd half:	11-25	44.0%	Game:	23-50	46.0%	Double	
3FG % 1st Half:	4-9	44.4%	2nd half:	4-11	36.4%	Game:	8-20	40.0%	Rebounds	2
FT % 1st Half:	9-12	75.0%	2nd half:	7-11	63.6%	Game:	16-23	69.6%		

## Baylor 50 • 27-8

#	Player	Total		3-Ptr		Rebounds		PF	TP	A	TO	Blk	Stl	Min
		FG	FGA	FG	FGA	FT	FTA							
00	LUAL-ACUIL JR., JO	4-6	0-0	1-1	2	2	4	1	9	0	2	1	2	23
05	MOTLEY, JOHNATHAN	8-17	0-0	2-6	4	5	9	2	18	1	3	1	1	32
20	LECOMTE, MANU	3-11	2-5	0-0	1	2	3	1	8	1	1	0	1	35
22	MCCURRY, KING	1-4	0-1	2-2	1	1	2	2	4	0	1	0	0	14
24	WAINRIGHT, JSHMAIL	0-1	0-1	0-0	0	4	4	4	0	4	4	1	1	31
01	MITCHELL, WENDELL	0-3	0-2	0-0	0	0	0	3	0	0	0	0	0	7
03	LINDSEY, JAKE	1-2	1-2	0-0	0	3	3	3	3	2	4	0	0	17
21	OMOT, NUNI	0-1	0-1	2-4	0	0	0	2	2	1	0	0	0	5
25	FREEMAN, AL	0-4	0-1	2-5	1	1	2	1	4	1	0	0	0	23
31	MASTON, TERRY	0-7	0-0	2-2	1	1	2	1	2	1	0	0	1	13
Team														
Totals		17-56	9-13	13-20	15	22	37	20	50	11	16	3	6	200

FG % 1st Half:	8-32	25.0%	2nd half:	9-24	37.5%	Game:	17-56	30.4%	Double	
3FG % 1st Half:	1-4	25.0%	2nd half:	2-9	22.2%	Game:	3-13	23.1%	Rebounds	1
FT % 1st Half:	5-6	83.3%	2nd half:	8-14	57.1%	Game:	13-20	65.0%		

Officials: Mike Roberts, John Gaffney, Gene Sturatore  
Technical fouls: South Carolina-None, Baylor-None.  
Attendance: 20,177  
2017 NCAA Division I Men's Basketball Championship East Regional Semifinals

Score by periods			1st	2nd	Total
South Carolina			37	33	70
Baylor			22	28	50

Lead FG - SC 2nd-02:29, BU 2nd-01:28.	Score tied - 3 times.
Largest lead - SC by 22 2nd-04:49, BU by 8 1st-01:00.	Lead changed - 4 times.
SC led for 36:17, BU led for 01:46. Game was tied for 01:54.	

**NEW YORK CITY** - South Carolina's special March run continued at Madison Square Garden as the Gamecocks (26-10) punched their ticket to the 2017 Final Four with a 77-70 win over Florida (27-9). The victory broke the single-season program record for wins, as senior Sindarius Thornwell carried the team with a game-high 26 points, seven rebounds and two steals in 36 minutes.

Carolina jumped out to a 6-4 lead thanks to four early points from freshman Maik Kotsar. A 3-pointer by Kasey Hill ended a nearly three minute scoring draught for the Gators and gave them a 7-6 lead at the first media timeout with 15:53 on the clock.

The Gamecocks retook the lead 11-9 after starting 4-for-5 (80 percent) from the field. They remained in front, 15-14, at the under 12 media timeout with 11:41 to go. Carolina scored eight of its first 15 points off seven Florida turnovers. Hot shooting was the story on both sides, as each team started 6-for-10. There were eight lead changes in the game's first 8:19.

South Carolina opened up its biggest lead of the game 18-14 with 11:24 to go in the first half and led 20-18 at the under eight media timeout with 7:30 remaining. Chris Chiozza knocked down the Gators' fourth-straight 3 to give them a four-point edge, 30-29 at the final media timeout with 3:01 left to play in the first 20 minutes.

Florida closed the half strong and took its biggest lead of the game, 38-30, after a 6-0 run with 48 seconds left. An and-1 by sophomore PJ Dozier on the other end pulled Carolina within five, 38-33 with 43 seconds remaining. Two free throws by Kevarrus Hayes put the Gators ahead 40-33 at the half.

Thornwell was spectacular in the first half for the Gamecocks, as he scored a game-high 15 points on 6-of-8 (75 percent) shooting. Dozier had a solid first 20 minutes as well, scoring nine points. Justin Leon led the way for the Gators with 13 points as he knocked down 3-of-5 from behind the arc. As a team, Florida shot 14-for-25 (56 percent) and 7-for-12 (58 percent) from behind the arc. They held a 17-11 edge on the glass at the half as well.

The Gamecocks surged within three, 46-43, at the first media timeout of the second half with 15:32 on the clock thanks to a 13-6 run. Kotsar had two buckets as Carolina started 4-for-6 (67 percent) out of the locker room. Two Chris Silva free throws got the Gamecocks within one, 46-45, with 14:53 to play. The foul on Silva put Carolina in the bonus the rest of the way.

With 11:28 to go, the Gamecocks regained the lead, 49-48, on a Kotsar tipin. It was Carolina's first lead since the 5:24 mark in half one. The Gamecocks stormed ahead holding Florida scoreless for 3:25 and to 3-of-14 shooting to start the second half. Florida retook the lead, 53-51, on an and-1 by Leon with 9:56 on the clock. The basket snapped an 0-for-10 draught for the Gators.

The Garden erupted as Thornwell put Carolina back in the lead 59-57 with a tough layup, forcing head coach Mike White to take a timeout with 5:27 left to play. The teams exchanged hoops and were tied 63-63 at the final media timeout with three minutes left to play. The Gamecocks' second half defense was stellar, holding Florida to 8-for-27 (30 percent) and 0-for-12 from 3 to that point.

Thornwell found Kotsar for a transition jumper at the free throw line as Carolina used a 6-0 run to go up four, 67-63, with 1:55 remaining in the game. A KeVaughn Allen free throw pulled the Gators within two, 70-68, with 53 seconds left. Florida got within four twice in the final minute, but two huge steals by Thornwell and Dozier late helped seal the historic victory for the Gamecocks.

Dozier (17), Silva (13) and Kotsar (12) joined Thornwell in double figures. Silva was just shy of a double-double, finishing with nine rebounds including four on the offensive end.

# Official Basketball Box Score - Game Totals - Final Statistics South Carolina vs Florida 3/26/17 2:20pm at Madison Square Garden, New York, NY

## South Carolina 77 • 26-10

#	Player	Total		3-Ptr		Rebounds		PF	TP	A	TO	Blk	Stl	Min
		FG	FGA	FG	FGA	FT	FTA							
21	KOTSAR, Maik	6-10	0-0	0-2	3	0	3	1	12	0	2	0	0	36
30	SILVA, Chris	2-5	0-0	9-12	4	5	9	4	13	0	2	1	0	21
00	THORNWELL, Sindarius	8-13	1-4	9-10	1	6	7	4	26	1	4	0	2	36
10	NOTICE, Duane	2-9	0-2	2-4	2	4	6	1	6	3	0	0	0	38
15	DOZIER, PJ	7-11	0-2	3-3	0	3	3	2	17	1	2	1	1	36
02	GRAVETT, Hassani	0-0	0-0	0-0	0	0	0	0	0	0	0	0	0	2
04	FELDER, Rakym	0-2	0-1	0-0	0	0	0	3	0	2	1	0	1	15
20	MCKIE, Justin	1-3	1-1	0-0	0	2	2	3	0	0	0	0	0	13
24	KEITA, Sedee	0-0	0-0	0-0	0	1	1	0	0	0	0	0	0	3
Team														
Totals		26-53	2-10	23-31	11	23	34	17	77	7	11	2	4	200

FG % 1st Half:	14-38	36.8%	2nd half:	12-23	52.2%	Game:	26-53	49.1%	Double	
3FG % 1st Half:	2-7	28.6%	2nd half:	0-3	0.0%	Game:	2-10	20.0%	Rebounds	6
FT % 1st Half:	3-3	100.0%	2nd half:	20-28	71.4%	Game:	23-31	74.2%		

## Florida 70 • 27-9

#	Player	Total		3-Ptr		Rebounds		PF	TP	A	TO	Blk	Stl	Min
		FG	FGA	FG	FGA	FT	FTA							
01	Robinson, Devin	1-5	1-3	2-2	1	0	1	2	5	1	2	0	0	22
23	Leon, Justin	7-15	3-9	1-1	3	3	6	1	18	0	1	0	1	29
10	Hayes, Kevarrus	3-4	0-0	2-2	3	5	8	2	8	0	1	4	1	31
00	Hill, Kasey	4-7	0-0	3-4	0	1	1	3	11	1	3	0	0	31
05	Allen, KeVaughn	4-12	2-8	3-3	0	1	1	4	13	1	1	1	0	27
11	Chiozza, Chris	3-10	1-3	2-2	1	2	3	4	9	4	3	0	2	25
12	Galk, Gorjok	0-1	0-0	0-0	1	1	2	0	0	0	0	0	0	8
24	Barry, Canyon	2-4	0-2	0-0	0	1	1	3	4	0	0	0	0	20
25	Stone, Keith	1-2	0-1	0-0	0	1	1	2	2	0	1	0	0	7
Team														
Totals		25-60	7-26	13-14	13	18	31	21	70	11	16	5	7	200

FG % 1st Half:	14-25	56.0%	2nd half:	11-35	31.4%	Game:	25-60	41.7%	Double	
3FG % 1st Half:	7-12	58.3%	2nd half:	0-3	0.0%	Game:	7-26	26.9%	Rebounds	0
FT % 1st Half:	5-6	83.3%	2nd half:	8-8	100.0%	Game:	13-14	92.9%		

Officials: Jeff Anderson, Mike Eades, Ron Groover  
Technical fouls: South Carolina-None, Florida-None.  
Attendance: 20,447  
2017 NCAA Division I Men's Basketball Championship East Regional Final  
MISG SEEDOUT  
NCAA East Regional Most Outstanding Player: Sindarius Thornwell, South Carolina  
All-Tourney Team: PJ Dozier, SC; KeVaughn Allen; Chris Chiozza, FL; Nigel Hayes, WIS

Score by periods			1st	2nd	Total
South Carolina			33	44	77
Florida			40	30	70

Points	In Point	Off T/O	2nd Chance	Fast Break	Bench
SC	42	20	10	4	9
FL	46	21	14	4	17





**SOUTH CAROLINA CELEBRATES ITS ELITE EIGHT VICTORY OVER FLORIDA AT CENTER COURT AT MADISON SQUARE GARDEN. THE GAMECOCKS POSTED A 77-70 WIN OVER THE GATORS TO WIN THE REGIONAL TITLE AND ADVANCE TO THE FIRST FINAL FOUR IN PROGRAM HISTORY.**



**GLENDAL, ARIZ.** - A season that few South Carolina Gamecock fans will ever forget came to an end in Phoenix, as the men's basketball team lost a thrilling 77-73 matchup with Gonzaga (37-1) in the NCAA National Semifinals. The men battled back from a double-digit deficit in the second half at University of Phoenix Stadium, but could not hold off the No. 1 seeded Bulldogs.

With the loss, South Carolina ends the 2016-17 season with a program-record 26 wins and an overall record of 26-11. PJ Dozier led the team in scoring with 17 points. Chris Silva battled Gonzaga's immense frontcourt and finished with 13 points, a career-high 13 rebounds and three blocks.

The Gamecocks were the pursuer for most of the first half, as the Bulldogs were efficient on offense, especially on the interior. A 3-pointer from Dozier gave South Carolina a 10-8 lead five minutes in, but Gonzaga responded with a 12-4 run over the next three minutes to take a two-possession lead with 12 minutes to go. South Carolina leaned on a balanced offense early to keep pace, with six different players scoring for the team in the opening 10 minutes.

South Carolina matched five-point scoring bursts from Gonzaga to hang close at 26-all and 31-all, thanks in large part to the efforts of Justin McKie and Silva. McKie provided vital scoring for the team off the bench, hitting a pair of 3-pointers in a span of two minutes, with the second tying the score at 31 with 5:13 to play. The senior had a team-high eight points in the period. Silva had a pair of highlight-reel blocks to go with seven points and four rebounds in the half.

A 7-0 run in the final two minutes of the half for the Bulldogs sent them into the break with their biggest lead of the game to that point, 45-36. Gonzaga was red-hot offensively, shooting over 57 percent from the field in the opening frame, led by 12 points for Nigel Williams-Goss. The Bulldogs were especially deadly from deep down the stretch, hitting all three 3-point attempts in the final six minutes to fuel the late run. South Carolina shot just 37 percent as a team, but had five different players contribute at least five points.

Williams-Goss would be the heart of the Gonzaga offense early and often in the second half, scoring 11 of the team's first 20 points out of the break and driving the lead up to 65-51 with 11 minutes to go.

As it had been all tournament long, though, no lead was safe from the South Carolina Gamecocks. After an and-1 conversion from Williams-Goss for the largest lead of the game, 65-51, Carolina used the next four minutes to ignite the Garnet and Black faithful. Silva started the flurry with an and-1 of his own, and the Gamecocks hit six straight field goals to tie it up at 65 with 7:42 left to play.

The run topped out at 16-0 after a pair of Rakym Felder free throws made it 67-65 Gamecocks, giving the team its first lead since the 15:27 mark of the first half. Gonzaga snapped a four-minute scoring drought with back-to-back baskets to take back the lead, but it was a brand-new game with five minutes to play and the world watching.

The Bulldogs moved away from the perimeter late in the game, turning inside to 7-foot-1-inch senior Przemek Karnowski to grab back momentum. The big man converted on back-to-back possessions to push Gonzaga ahead at the final media timeout, 72-67 with 3:54 on the clock.

The two teams fought tooth and nail for every possession in the final four minutes, but both sides went cold offensively. A jump shot from Dozier and a split trip at the free throw line for Silva was Carolina's only points over a two minute span. The Gamecock defense put them in position, however, to tie the game up with the ball and a three-point deficit with 15 seconds left and the score 75-72 in Gonzaga's favor.

The Bulldogs opted to foul Sindarius Thornwell away from the basket, putting him on the line for two shots with 3.5 seconds left. After hitting the first, he hit the second off the back of the iron and Gonzaga snagged it and was fouled with 2.2 still on the clock with a 75-73 advantage. A pair of made free throws on the other end sealed the win for the Bulldogs.

**Official Basketball Box Score - Game Totals - Final Statistics**  
**SOUTH CAROLINA vs GONZAGA**  
4/17/3:00PM at Univ of Phoenix Stadium, Glendale, AZ

**SOUTH CAROLINA 73 • 26-11**

#	Player	Total	3-Ptr	Rebounds	Off	Def	PF	TP	A	To	Blk	Stl	Min	
		FG-FGA	FG-FG	FT-FTA										
21	KOTSAR, Mark	f 2-4	0-0	0-0	2	1	3	2	4	2	0	2	26	
30	SILVA, Chris	f 3-12	0-0	7-9	6	7	13	3	13	1	0	3	31	
00	THORNWELL, Sindarius	g 4-12	2-6	5-6	0	5	5	2	15	2	2	2	37	
10	NOTICE, Duane	g 4-9	2-5	0-0	0	0	0	2	10	3	1	0	30	
15	DOZIER, PJ	g 7-16	1-3	2-4	3	6	9	2	17	2	1	2	30	
02	GRAVETT, Hassani	1-4	0-2	0-0	1	2	3	1	2	1	0	0	12	
04	FELDER, Rakym	1-6	0-2	2-3	0	1	1	0	4	1	0	0	19	
20	MCKIE, Justin	3-3	2-2	0-0	0	1	1	0	8	0	0	0	13	
24	KETTA, Sadee	0-0	0-0	0-0	0	0	0	2	0	0	0	0	2	
Team					1	0	1							
Totals		25-66	7-20	16-22	13	23	36	14	73	12	5	6	7	200
FG % 1st Half: 13-35 37.1% 2nd half: 12-31 38.7% Games: 25-66 37.5% Double														
3FG % 1st Half: 5-12 41.7% 2nd half: 2-8 25.0% Games: 7-20 35.0% Double														
FT % 1st Half: 5-6 83.3% 2nd half: 11-16 68.8% Games: 16-22 72.7% Double														

**GONZAGA 77 • 37-1**

#	Player	Total	3-Ptr	Rebounds									
		FG-FGA	FG-FGA	FT-FTA	Off	Def	PF	TP	A	TO	BLK	Min	
03	WILLIAMS, Johnathan	2-4	0-0	3-4	0	2	2	3	7	1	2	0	25
24	KARNOWSKI, Przemek	6-12	0-0	1-2	2	3	5	4	13	3	2	0	25
04	MATHEWS, Jordan	4-11	4-8	0-0	0	4	4	1	12	0	1	0	23
05	WILLIAMS-GOSS, Nigel	9-16	2-5	3-3	1	4	5	2	23	6	3	0	30
13	PERKINS, Josh	0-2	0-2	0-0	0	2	2	5	0	1	1	0	26
00	MELSON, Silas	2-5	2-3	0-0	0	4	4	7	6	3	1	2	20
32	COLLINS, Zach	6-10	1-1	1-2	3	10	13	4	14	1	2	6	29
33	TILLIE, Killian	0-0	0-0	2-2	0	2	2	0	2	0	0	0	0
	Team				4	0	4						
	Totals	29-60	9-19	10-13	10	31	41	21	77	15	12	8	200
	FG % 1st Half: 19-33	57.6%	2nd half: 10-27	37.0%	Games: 29-60	48.3%							Deadball
	3FG % 1st Half: 5-9	55.6%	2nd half: 4-10	40.0%	Games: 9-19	47.4%							Rebounds
	FT % 1st Half: 2-2	100.0%	2nd half: 8-11	72.7%	Games: 10-13	76.9%							


Officials: John Higgins, Doug Simmons, Jeff Anderson  
Technical fouls: SOUTH CAROLINA None. GONZAGA None.  
Attendance:  
2017 NCAA National Semifinal #1

Score by periods	1st	2nd	Total
SOUTH CAROLINA	36	37	73
GONZAGA	45	32	77

Last FO - SC 2nd-02:36, GON 2nd-04:48.  
Largest lead - SC by 2 1st-15:27, GON by 14 2nd-11:36.  
SC led for 02:00, GON led for 34:58. Game started for 02:00.

Points	In	Off	2nd	Fast
SC	28	18	12	13
GON	30	0	8	0

Score tied - 6 times.  
Lead changed - 6 times.



**TIP-OFF OF SOUTH CAROLINA'S FINAL FOUR MATCHUP VS. GONZAGA**





# 2024

## Gamecocks end historic turnaround season in opening round of NCAA Tournament

PITTSBURGH, Pa. - South Carolina's historic 2023-24 season ended with a opening round loss to 11th seeded Oregon, the Pac-12 Tournament Champions, in the NCAA Tournament at PPG Paints Arena on Thursday. Jermaine Couisnard (played at Carolina from 2019-22) had 40 points against his former team to lead the Ducks to victory. He made five 3s and went 14-of-22 from the floor.

Despite poor shooting in the opening half, the Gamecocks trailed by just five points, 34-29, at the break after Ta'Lon Cooper hit a half-court shot as time expired.

The Gamecocks shot nearly 60.0 percent the final 20 minutes but were unable to get the stops needed to get back into the game as Couisnard and N'Faly Dante (23 points) always had an answer on the offensive end for Oregon.

All-SEC guard Meechie Johnson finished the game with 24 points to lead Carolina. Fellow All-SEC guard Ta'Lon Cooper had 15 points and seven assists in his final game in Garnet and Black.

The backcourt duo helped engineer the greatest single-season turnaround in program history as the Gamecocks improved the team's win total by 15 games from the 2022-23 season. Carolina's 26 wins matched the single-season program record set by the 2017 Final Four squad. The Gamecocks finished T-2nd in the Southeastern Conference with a 13-5 record in league games.

The NCAA Tournament appearance marked the program's first since the 2017 Final Four run and the 10th all-time NCAA appearance in program history.

## Oregon 87, South Carolina 73

March 21, 2024 — Pittsburgh, Pa. • NCAA Midwest Regional First Round

RICHMOND		FG-AT	3P-AT	FT-AT	RB.	PF	PTS.	AS	TO	BS	ST	MIN
Stevenson	f	8-16	2-5	6-6	5	2	24	3	0	1	0	39
Patrick	f	1-4	0-0	0-0	4	1	2	2	2	0	1	13
Poole	c	2-5	0-0	2-4	9	3	6	0	2	0	1	33
Brown	g	5-13	5-12	0-0	1	2	15	4	1	0	0	35
Baker	g	2-7	0-5	0-0	5	1	4	1	0	0	1	38
Cueto		0-0	0-0	0-0	1	0	0	0	1	0	0	5
Oliver		4-13	0-2	3-4	4	2	11	0	0	0	1	28
Houston		0-0	0-0	0-0	0	0	0	0	0	0	0	2
Hensel		0-1	0-0	0-0	2	2	0	0	0	0	0	7
Team Rebounds (Included in Totals)					4							
TEAM TOTALS		22-59	7-24	11-14	35	13	62	10	6	1	4	200

SOUTH CAROLINA		FG-AT	3P-AT	FT-AT	RB.	PF	PTS.	AS	TO	BS	ST	MIN
Mack	f	4-11	3-5	2-2	4	5	13	0	1	0	0	20
Murray-Boyles	f	2-5	0-0	2-4	1	2	6	1	3	1	0	23
Johnson	g	9-16	4-7	2-4	3	4	24	3	1	0	1	34
Davis	g	2-7	0-2	2-2	3	4	6	1	2	1	1	25
Cooper	g	6-10	3-5	0-0	1	3	15	7	1	1	0	35
Gray		0-0	0-0	1-2	3	2	1	0	1	0	0	11
Wright		2-4	1-2	0-0	1	0	5	4	1	0	1	28
Stute		0-3	0-3	3-5	8	2	3	1	0	0	0	23
Bosmans-Verdonk		0-0	0-0	0-0	0	0	0	0	0	0	0	3
Team Rebounds (Included in Totals)					1							
TEAM TOTALS		25-56	11-24	12-19	26	22	73	17	11	3	3	200

Oregon	34	53	=	87
South Carolina	29	44	=	73

Percentages: Field Goals — Oregon 59.6%, USC 44.6%; Three-Point Field Goals — Oregon 43.8%, USC 45.8%; Free Throws — Oregon 80.0%, USC 63.2%. Rebounds: Oregon 32, USC 26.

Technical Fouls: None.

Officials: Gregory Nixon, Byron Jarrett and Brandon Cruz.



## 2024 NCAA Tournament Team

Front Row (L-R): Athletic Trainer Mark Rodger, Director of Operations Colby Arendale, Assistant Coach David McKinley, #14 Eli Sparkman, #15 Morris Ugusuk, #10 Myles Stute, #5 Meechie Johnson, Head Coach Lamont Paris, #55 Ta'Lon Cooper, #1 Jacobi Wright, #13 Austin Herro, #20 Danny Grajal, Assistant Coach Tanner Bronson, Assistant Coach Eddie Shannon, Strength & Conditioning Coach Scott Greenawalt. Back Row (L-R): Assistant Coach Tim Buckley, Director of Video Roman DiPasquale, Special Assistant to the Head Coach Carey Rich, #0 Ebrima Dibba, #4 Stephen Clark, #2 B.J. Mack, #33 Josh Gray, #30 Collin Murray-Boyles, #12 Zachary Davis, #21 Arden Conyers, Graduate Assistant Jack Samonsky, Graduate Assistant Tada Stricklen





## NIT HISTORY

**SOUTH CAROLINA HAS MADE 12 NIT POSTSEASON TOURNAMENT APPEARANCES: 1969, 1975, 1978, 1983, 1991, 1996, 2001, 2002, 2005, 2006, 2009 AND MOST RECENTLY IN 2016. SOUTH CAROLINA OWNS A 22-10 ALL-TIME RECORD IN THE POSTSEASON EVENT. THE GAMECOCKS FINISHED THE 2002 TOURNAMENT IN SECOND PLACE, WHILE WINNING THE EVENT IN 2005 AND 2006.**



**2005 NIT CHAMPIONSHIP TEAM**

Front Row (L-R): Josh Gonner, Dwayne Day, Rocky Trice, Renaldo Balkman, Jon Land, Tarence Kinsey, Tre' Kelley and Stephen McDowell. Middle Row (L -R): Athletic Trainer Dennis Williams, Volunteer Assistant Matt Parke, Assistant Coach Ricky Stokes, Assistant Coach Barry Sanderson, Head Coach Dave Odom, Assistant Coach Rick Duckett, Special Assistant Bill Old, Volunteer Assistant Jeremy Shyatt, Academic Intern Brian Rosefield. Back Row (L-R): Manager Sam Brown, Manager Shahryar Humayun, Manager Bobby Seigle, Antoine Tisby, Brandon Wallace, Paulius Joneliunas, John Chappell, Carlos Powell, Manager Ryan Hilburn, Strength Coach Matt Jennings.



**2006 NIT CHAMPIONSHIP TEAM**

Front Row (L-R): Tarence Kinsey, Rocky Trice, Bryce Sheldon, Renaldo Balkman, Dwayne Day, Tre' Kelley and Stephen McDowell. Middle Row (L-R): Manager Tom Farley, Manager Lee Johnson, Special Assistant Bill Old, Assistant Coach Ken Potosnak, Head Coach Dave Odom, Assistant Coach Rick Duckett, Assistant Coach Barry Sanderson, Athletic Trainer Dennis Williams. Back Row (L-R): Manager Ryan Hilburn, Strength and Conditioning Coach Matt Jennings, Dominique Archie, Antoine Tisby, Brandon Wallace, Ousmane Konate, Keving Palacios, Volunteer Assistant Brett Carey and Academic Intern Brian Rosefield.





## SOUTH CAROLINA HISTORY

*As South Carolina continues play into the 21st century, the Gamecock basketball program begins its 106th season of competition on the collegiate level in 2013. With over 10 decades of exciting play on the hardwood, the years have been filled with great seasons, teams, players and coaches.*

### THE 1900S — A NEW BEGINNING

The Gamecocks played only one season in the decade of the 1900s, converting from a club sport and playing a limited number of three games, all at home. Those contests — as well as two other tilts in the next two seasons — were played outside as the fledgling program continued to grow.

The first Gamecock tilt came on Oct. 30, 1908, when the Gamecocks took on the Hurricanes of Furman in Columbia. After the two squads fought to a 9-9 halftime tie, Furman got a basket late from its right forward, Fender, to win 21-19. Junior captain J.C. Vassy from South Carolina scored 15 of the team's 21 points, nine coming from free throw chances. USC had begun its basketball history.

South Carolina went on to play games in December versus the Columbia YMCA and in February of 1909 versus Wofford, losing both. Vassy led the Gamecocks in scoring for the season with 9.0 points per game. The stage had been set for USC basketball.

### THE 1910S — A DECADE OF FIRSTS

Other than actually participating in their first collegiate game, the Gamecocks had a decade of firsts in the 1910s. As basketball became more respected in the University and around the state, schedules grew as teams in South Carolina began and continued to field teams.

USC played only one game in the 1909-10 season, losing a Nov. 2, 1909 contest at home to Davidson, 29-8. Head Coach E.E. Schofield led the Gamecocks in their only documented tilt that season, while senior captain J.H. White and senior Perry Jayroe accounted for all the scoring with six and two points, respectively.

A season later, South Carolina notched its first varsity win, downing the Columbia YMCA by a 31-18 count almost 15 months after its previous game against Davidson. Led by freshman center J.E. Poole and his 21 points vs. the Columbia YMCA, South Carolina finished the year 1-1, losing to Newberry but setting the foundation for many wins to come. Poole became the first USC player to ever average in double figures for a season with 11.5 points a game.

On Jan. 7, 1912, USC officially opened the Carolina Gymnasium (now Longstreet Theater) for varsity games with USC crushing the Olympia YMCA, 33-5, in the first game. The Gamecocks' first collegiate win came at Wofford a week later, which was also USC's first road victory. Carolina's first winning season came in the 1913-14 campaign, when USC posted a 5-4-1 mark, went to perfect 5-0 at the Gymnasium, and had the only tie in school history.

The Gamecocks had their share of fine players in the 1910s. R.L. Bowen scored more points than any other USC player in the decade while leading the Gamecocks with 9.1 points per game (1914-15), 12.9 per game (1915-16) and 11.0 per game (1916-17) in his first three years. Clark Waring led USC with 12.2 points per outing (1917-18) and 14.9 per game (1918-19) to close out the decade while senior captain James Rhea posted

the highest season point average in the decade, knocking in 15.0 points a tilt in the 1912-13 season.

USC had a number of coaches in its first few years of collegiate ball, but Dixon Foster made his mark on the court, going 26-31 in four seasons between 1917-20. Foster was also the football head coach of the Gamecocks for the 1917 and 1919 seasons.

### THE 1920S — A NEW HOME AND A NEW LEAGUE

The 1920s was a decade of growth for the Gamecocks, one that would see South Carolina align with a conference and move into one of the South's finest basketball facilities all within a five-year span.

The '20s would also be a time to see head coaches in football and basketball as one in the same as Sol Metzger and Branch Bocock took their tries on the hardwood and came away with much success. Metzger, who coached the 1920-21 Gamecocks, was a respectable 7-11 and 26-18 on the gridiron while Bocock, who had an admirable mark of 13-7 in two seasons of football coaching, still has one of the highest winning percentages in USC basketball history. Bocock was 33-16 in three seasons (1925-27) for a 67.3% winning tally.

In 1922, the Gamecocks got their first taste of conference-like affiliation by participating in the Southern Intercollegiate Athletic Association (SIAA) Tournament in Atlanta to end the 1921-22 campaign. USC lost to Georgia Tech in the second round but had begun an almost annual season-ending ritual of conference tournaments. The following season, South Carolina joined the Southern Conference — then two years old — and went 0-3 in three SoCon tilts that season. In its final SIAA Tournament game in 1923, USC fell to Alabama.

A year later, 1924, South Carolina was a full-fledged member of the Southern Conference, going 2-2 in the league and losing to Tulane in the first round of the tournament in Atlanta. Bocock took over in the 1924-25 season and led the Gamecocks to three-straight winning seasons, including the successful 1926-27 campaign. After 10-7 and 9-5 seasons the previous two years, Bocock and the Gamecocks notched a 14-4 mark in 1927, going 9-1 in the Southern Conference and a perfect 3-0 in one-half season at their new home — the Carolina Fieldhouse. USC began a 42-season affair with the Fieldhouse that year with back-to-back wins over Florida and ended the 1927 campaign with a semifinal loss to Vanderbilt in the conference tourney.

A.W. "Rock" Norman began his USC coaching career two years later (1928-29 season), notching a 57-57 record in six seasons overall.

USC wasn't without its scorers in the decade of the '20s, though, as forward Thornton Sparkman led the Gamecocks in scoring for three of his four years from 1921-24 and averaged over 10.0 points a game in four seasons. Right behind was center Buster Holcombe, who led the Gamecocks in scoring in 1926-27-28 with just under 10.0 points a tilt.

### THE 1930S — A STRONG SHOWING

Led by high scorers, strong coaches and great teams, the Gamecocks of the 1930s posted six-straight winning seasons in the middle of the decade and notched the school's first conference championship.

Under the leadership of Norman, the Gamecocks got off to a slow start with back-to-back 6-10 and 1-17 teams before putting together the most successful back-


to-back seasons still in school history. USC dominated Southern Conference play for the 1933-34-35 seasons, led by two of the nation's top scorers in All-American's Freddie Tompkins and Dana Henderson.

The string of strong seasons began in 1932-33, just after South Carolina lost at Kentucky to run its record to 2-2. Six weeks later and with 14 wins in a row under their belts, the Gamecocks romped past Duke, 33-21 in the Southern Conference Tournament to post their first-ever conference title. Tompkins led USC with 12.7 points a game while Henderson was right behind with 12.1 points a tilt. Football coach Billy Laval took the reigns of the squad for the season, soon to relinquish them back to Norman for the 1933-34 season.

USC continued the streak the following season, winning its first 17 games to put the winning tally at 32 straight. After winning 84-9 over Presbyterian to open the 1933-34 campaign, USC posted a perfect, 6-0 mark in the league and seemed headed for another SoCon crown. But a mumps outbreak on the team left both Tompkins and his brother, Bennie, and Henderson in Columbia and N.C. State crushed an outmanned USC team in the first round. With everyone healthy, though, USC defeated Pittsburgh three weeks later, a team considered to be the best in the country. Again, Freddie Tompkins (14.1 ppg) and Henderson (10.6 ppg) led the way.

In Norman's final year at the helm of the Gamecocks, USC could not survive the loss of the Tompkins brothers, but Henderson's 14.1 points a game led the Gamecocks to a 15-9 record. Ending the decade, Ted Petoskey began a five-year career with the USC basketball squad, posting winning seasons in his first two years (1936-1937) before succumbing to losing campaign the next three seasons.

### THE 1940S — BATTLING THROUGH THE WAR YEARS



FREDDIE THOMPkins





As Coach Petoskey finished his career in the 1939-40 season with a 5-13 squad, the Gamecocks looked for stability within the system after World War II took many youngsters away to fight.

Along came Frank Johnson, who broke the three-year losing skid immediately with a 15-9 record and led the Gamecocks for 14 and one-half seasons, second longest ever in school history.

In terms of winning seasons, the 1940s tied with the 1980s for the second most successful decades in USC hoops lore, notching seven winning campaigns. High scoring became the norm, getting started early with a forward named Preston Westmoreland, who would go on to lead USC in scoring in each of his three seasons (1940-41-42).

Also on the scoring front, USC's first 1,000-point scorer was born in the decade of the 1940s. Henry Martin, a 5-9 guard from Columbia, led the Gamecocks in scoring in 1943 before the war took him away from playing. Upon his return in 1947, Martin again was among the team scoring leaders for his final three years and finished his career with over 1,000 points for the first time in school history.

Due to the war, coaching changes were the norm. After leading USC to a 2-0 mark in the 1942-43 season, Johnson was called to war and football mentor Rex Enright coached the remainder of the campaign for an 11-6 record and 13-6 tally overall. Basketball success at South Carolina did not suffer though, as Lt. Henry Findley (1944) and Johnny McMillan (1945) led the Gamecocks to 13-2 and 19-3 seasons, respectively, before Johnson returned midway through the 1945-46 season.

The Gamecocks had two more winning campaigns to finish out the decade, but it was one player who surfaced in the 1940s who would make an impact for many years to come — Jim Slaughter, The first big man for the Gamecocks, notched 1,521 career points.

#### THE 1950S — FILLING IT UP

Though won-loss records were not the main success story in the 1950s, the high scoring of players like Slaughter and Grady Wallace certainly was. The fun began in the 1949-50 season, Slaughter's junior year when he became the first USC player to average 20.0 points a

game as the Gamecocks notched a 13-9 record. A year later, the Gamecocks were 13-12 but Slaughter upped his scoring tally to 22.8 per game and finished his career at that time as the school's all-time leading scorer.

Dwane Morrison — a junior college transfer who averaged just less than 15 points a game — Joe Smith and Lee Collins filled up the nets for the seasons following Slaughter's departure with Smith and Collins notching over 1,000 points for their careers. But it was Collins' 18.2 points per game figure in 1956 that caught the eye of many onlookers — not because he scored 18.2 points a game but because he finished second in the scoring race.

Enter Grady Wallace: South Carolina's all-time two-year scoring leader with over 1,400 points and an average of 28.0 points a game. Wallace pumped in 23.9 points a tilt for the 9-14 Gamecocks as a junior and led the nation in the 1956-57 season with 31.3 points a game his final campaign. Wallace dominated inside, pulling down 14.4 rebounds a game his senior year. Feeding the ball to Wallace for much of his sophomore season, Ray "Cookie" Pericola made a name for himself after Wallace's departure, averaging 15.1 points as a junior (1957-58) and 12.8 as a senior (1958-59) to finish with over 1,000 points in his USC career.

Scoring points wasn't all that was on USC Basketball's minds in the 1950s — a new conference was. A conference realignment in 1953 created the Atlantic Coast Conference and South Carolina would see action in the competitive league for years to come. In fact, Wallace single-handedly led the 17-12 Gamecocks to back-to-back upsets of Duke and Maryland in the ACC Tournament in 1957, only to lose in the finals to eventual national champion North Carolina and Head Coach Frank McGuire.

#### THE 1960S — USC BEGINS TO EMERGE AS A POWER

After seasons of mediocre play to end the 1950s and into the early 1960s, Gamecock basketball began to flourish under Head Coach Bob Stevens. Stevens turned around four-straight losing seasons to go 15-12 in 1961-62 and capture ACC Coach of the Year honors. Stevens left after that season and two years later, the same man that led North Carolina over the Gamecocks in the 1957 ACC finals had become the head coach of the Gamecocks — Frank McGuire.

It didn't take long for McGuire to get the pipeline of Northern players working at South Carolina, quickly gaining respect for Gamecock basketball in just three seasons. In 1964, McGuire inherited a USC team short on numbers and finished 6-17. A year later, the Gamecocks turned in an 11-13 season, mainly due to the hard-nosed play of guard Skip Harlicka. In the 1965-66 season, McGuire returned USC to its winning ways with a 16-7 record and a semifinal berth in the ACC Tournament. Things were changing South of the border.

That 16-7 season marked an amazing streak for the Gamecocks, mainly under the leadership of McGuire. USC reeled off 15-straight winning seasons, not to have a losing ledger again until the 1981-82 season. Also, wins at Wake Forest, Virginia and Maryland and a home win over North Carolina proved that the Gamecocks were making progress and were looking to the upper tier of the league.

Then came along a recruiting class of John Roche, Tom Owens and John Ribock among others; and after Harlicka and the Gamecocks posted a 15-7 record in the 1967-68 season — including a key 87-86 win over North Carolina in Chapel Hill — things looked primed

for a spectacular end of the decade. McGuire and the troops did not disappoint the fans as the 1968-69 squad became the first at USC to post 20 wins, going 21-7, winning the Quaker City Classic and advancing into the second round of both the ACC Tournament and the National Invitation Tournament. Led by Roche and Owens — who scored 40.0 points a game between them — the Gamecocks were ready to tackle all comers in the league.

In the 1968-69 season, McGuire's dreams of big-time basketball had come true as the South's finest basketball arena was finished — the Carolina Coliseum. The 12,401-seat arena would be home to boisterous sell-out crowds for the Gamecocks as the home-court advantage was taken one step further.

#### THE 1970S — USC'S BEST DECADE EVER

South Carolina wasted little time getting on track in the decade of the 1970s. In the middle of UCLA's string of national championships, preseason polls placed the Gamecocks at the No. 1 slot for the 1969-70 season, showing supreme confidence in McGuire and the troops.




COACH FRANK MCGUIRE

Unfortunately, USC lost its home opener and was knocked out of the top slot but it was the Gamecocks' overall dominance of the rugged ACC that was noted. The Gamecocks outscored their opponents by more than 17 points a game and were an uncanny 14-0 on the road, including a sweep of ACC teams en route to a perfect 14-0 record in the league. Disaster struck USC in the ACC Tournament, though, as Roche severely sprained his ankle in a semifinal win and N.C. State pulled out a double-overtime win in the finals, keeping the Gamecocks out of NCAA Tournament play. USC finished the season with a remarkable 25-3 record.

A year later, spurred on by the emergence of sophomore Kevin Joyce, the Gamecocks got revenge. USC finished the season with a 23-6 record and won the Holiday Festival tournament in New York City. But it was Joyce that got a streak rolling. With time running out against North Carolina in the ACC finals and USC down 51-50, a jump ball was called with the 6-3 Joyce and UNC's



COACH FRANK JOHNSON



JOHN ROCHE

6-10 center Lee Dedmon. Amazingly, Joyce outjumped Dedmon and tipped the ball directly to Owens under the basket for a layup and 52-51 Gamecock victory. South Carolina had won the ACC and was on its way to the first of four-straight NCAA Tournament berths, losing in the Round of 16.

After withdrawing from the league, the Gamecocks still had incredible success, going 24-5 in 1971-72, mainly due to the play of Joyce and center Tom Riker, who averaged 19.6 points a game. USC again went to the NCAA Round of 16. The Gamecocks, with a 22-7 record in 1972-73, made the Sweet 16 again and followed the following year with a 22-5 mark and another berth in the big dance. Though the Gamecocks did not make the NAAs again until the 1988-89 season, a winning record would enhance each of the remaining teams of the 1970s, as well as NIT berths in the 1975 and 1978 seasons.

USC honored McGuire and his fine success in his tenure at South Carolina at the end of the 1976-77 season. The playing area of the Carolina Coliseum was donned Frank McGuire Arena.

Great players enhanced the fine play of the decade, led by Roche and his three-year scoring record of 1,910 points and an incredible 56-point day vs. Furman his senior season. Alex English came along in 1973 and set the all-time USC scoring mark with 1,972 points in four seasons while teammate Mike Dunleavy notched 1,586 points, also from 1973-76. Other notable greats in the 1970s included Joyce (1,400 points), Riker (1,343), Owens (1,325), Brian Winters (1,079), Mike Doyle (1,360) and Nate Davis (1,345).

#### THE 1980S — A PERIOD OF GROWTH AND RELOADING

McGuire coached his final team to begin the decade of the 1980s, leading the Gamecocks to a respectable 16-11 record and ending his career with a 283-142

record. Much of the success of the 1980 squad had to do with Cedrick Hordges, who in two years with USC led the Gamecocks in scoring and had 1,065 points. In McGuire's last game, a home tilt vs. Western Kentucky, the Gamecocks came back in regulation and pulled off a 73-65 double-overtime win.


McGuire was succeeded by Bill Foster, who made himself well known by a national championship appearance with Duke in the 1978 season. Foster didn't take long to learn the name of Zam Fredrick as Fredrick filled the nets for 28.9 points a game — leading the nation — as USC finished with a 17-10 mark. After their first losing season since 1966, the Gamecocks and Foster rebounded in the 1982-83 season, going 22-9 and advancing to the quarterfinals of the National Invitation Tournament, the first postseason appearance for USC since 1978.

A year later, South Carolina would again get into conference action — joining the Metro Conference. Immediately, the Gamecocks got some big wins, including 1985 and 1987 victories over Memphis State, who at the time was ranked in the top five nationally. Foster's tenure at South Carolina would end in 1986, though, and a member of USC's last NCAA Tournament team would get the head coaching reigns.

George Felton then took over the Gamecock program for the 1986-87 season. Armed with less than 10 scholarship players, Felton and the Gamecocks finished 15-14 in 1986-87 and did something that no other USC squad had accomplished — win a Metro Tournament contest. Terry Dozier had a career-high 38 points and John Breckenridge blocked a last-second Florida State shot as USC made its way for the first time into the Metro semis.

After posting a 19-10 record in 1987-88 but failing to go to NCAA play due to probation, USC had more success in 1988-89 than in the previous 15 seasons. The Gamecocks were the first NCAA Tournament team since 1974, were ranked in the nation's Top 20 for the first time since 1975 and defeated a Top 20 team on the road for the first time since 1975 when USC eliminated a 14-point second-half deficit for a win at Tennessee. The Gamecocks posted highs for Metro record (8-4) and finish (second) and had six wins over NCAA Tournament teams, including Louisville at Frank McGuire Arena.

Many fine players donned the Garnet & Black in the 1980s, including Terry Dozier, who finished his career



ZAM FREDRICK SR.

with 1,445 career points. Other players who eclipsed the 1,000 point plateau were Jimmy Foster (1,745), Hordges (1,065), Michael Foster (1,192), Fredrick (1,383) and Darryl Martin (1,040).

#### THE 1990S — USC JOINS THE SEC, WINS ITS FIRST TITLE

With seemingly all the cards stacked against South Carolina in the 1989-90 season, Felton and the hard-working Gamecocks still pulled out some great wins and finished the campaign at an even 14-14. USC finished the season with only eight scholarship players mainly to injuries but still managed a season-ending win over ACC regular-season champion Clemson at the Frank McGuire Arena. The Gamecocks also posted their finest tournament title since the 1970 Holiday Festival with victories over host UTEP and Kansas State in the El Paso Sun Carnival Classic.

In the 1990-91 season, South Carolina began with a bang, winning the championship of the Diet Pepsi Tournament of Champions with impressive upset wins over North Carolina and Houston. The Gamecocks returned home for victories over nationally-ranked Temple and Furman to rank as high as 12th nationally before finishing the season in the NIT.

In quite possibly the biggest moment in Gamecock athletic history, South Carolina began participation in the prestigious Southeastern Conference in the 1991-92 season. Carolina had joined the ranks of Alabama, Auburn, Louisiana State and perennial national power Kentucky six seasons ago and wasn't looking back ... especially after the incredible finish of the Gamecocks in 1993-94 with an upset of the Wildcats to end the regular season.

Then in the 1996-97 season, South Carolina achieved the unthinkable, especially after a less-than-terrific start. South Carolina played its first two months to a 6-5 record that season, but turned around to be the talk of college basketball with a 12-game winning streak. The Gamecocks finished with a 15-1 record and captured the school's first SEC Championship in any sport by completing an unprecedented sweep of Kentucky on Senior Day in Lexington. Though Carolina was upset in the first round of the NCAA Tournament, the Gamecocks revived the spirit of the Frank McGuire Arena with a 24-8 record and a consistent packed house.

In the 1990s, seven Gamecocks became members of the 1,000-Point Club. Four joined Alex English, Nate Davis and Henry Martin as native Columbians on the 1,000-point chart: the exciting Jo Jo English (1989-92) posted 1,439 career points at South Carolina, while teammates Barry Manning (1988-92) and Joe Rhett (1989-92) knocked in 1,231 and 1,142 career points, respectively, for the Gamecocks; then nine years later, BJ McKie (1996-99) broke English's all-time scoring record to end his career with 2,119 points.

Jamie Watson (1991-94) also reached the milestone by finishing with 1,295 career tallies. In 1997, Carolina's backcourt trio each reached the century mark. Larry Davis (1996-97) finished his two-year career with 1,068 career points, while Melvin Watson (1995-98) ended with 1,424 points. McKie became the first sophomore in USC history to reach the century mark and is the only player ever to go over the 2,000-point plateau.

#### THE 2000S — A NEW ERA, NEW HEIGHTS

It didn't take long for a new head coach to make waves at Carolina. In just his first season, 2001-02, Dave Odom led the Gamecocks to the NIT championship game with





an impressive postseason run. The Gamecocks advanced to the SEC Tournament semifinals for the fourth time in six years (an SEC best) and won six of their last eight games in the best postseason run in school history. Columbia natives Aaron Lucas and Jamel Bradley became the first 1,000 point scorers of the new millennium. Individually, Chuck Eidson finished his career with 1,067 points and broke the then-school record with 272 career steals.

With the state-of-the-art Colonial Center open, a new set of memories and thrills awaited Gamecock fans. In 2003-04, USC averaged almost 13,000 fans in The Colonial Center, which helped put USC back on the national map in 2003-04 when USC hosted more than 17,000 fans for the eight-game SEC schedule, including a school record and state of South Carolina-best 18,000 fans for senior night against Kentucky. USC won the Guardians Classic, advanced to the semi-finals of the SEC Tournament and made the NCAA Tournament for the first time in six years.

The 2004-05 season included SEC wins over No. 3 Kentucky, Vanderbilt, Ole Miss, Arkansas, Tennessee and the second straight season sweep of Georgia. After falling 53-52 in the SEC Tournament to Ole Miss, after beating the Rebels in overtime to end the regular season just days before, South Carolina took a week off and regrouped once again. The Gamecocks came out swinging, winning five straight post-season games to capture the 2005 NIT Championship. Carlos Powell, the 2005 NIT MVP, finished his career with 1,541 points - good enough for seventh place on the all-time points list.

In 2006, USC won its second-straight NIT post-season title, with junior Renaldo Balkman being named the NIT MVP, helping him springboard to the New York Knicks as the 20th pick in the first round. USC defeated eventual NCAA champion Florida twice in the regular season before falling to the Gators 49-47 in the SEC Tournament finals.

The NIT Championship win over Michigan was Odom's 100th win at South Carolina. USC had won 20 games in four of the last five years under Odom. In 2007 USC saw three players named to the All-SEC teams and Tre' Kelley won the national award as the top six feet and under point guard - the Frances Pomeroy Naismith Award.

Two transfers would don the Garnet and Black beginning with the 2007-08 campaign in Devan Downey and Zam Fredrick Jr., son of legendary Zam Fredrick from the 1980s. The campaign would prove to be Odom's last in Columbia, as the team finished a disappointing 14-18 on the year.

Enter new South Carolina head coach Darrin Horn, one of the top young coaches in the nation. Fresh off an NCAA Sweet Sixteen appearance as the head coach of his alma mater, Western Kentucky, Horn took over at Carolina and quickly made his mark on the program.

In just his first year at the helm of the Gamecock program, Horn led South Carolina to one of the most successful seasons in its 18-year history competing in the Southeastern Conference, as the squad earned double-digit SEC victories for just the third time since joining the league and battled its way to an SEC Eastern Division Co-Championship. Additionally, Carolina's 21 wins in 2008-09 was its first 20-win season since the 2005-06 campaign. Horn led the Gamecocks to their first postseason appearance since the 2005-06 campaign with a trip to the NIT.

In his first season with the Gamecocks, Horn tutored a trio of All-SEC performers in junior point guard Devan Downey (First Team, coaches/media), junior forward

Dominique Archie (Second Team, coaches/Honorable Mention, media) and senior guard Zam Fredrick (Second Team, coaches). Brandis Raley-Ross was also honored as the SEC Sixth Man of the Year, while Downey, an SEC Player of the Year Candidate, was named an Honorable Mention All-American by the Associated Press. Horn was also instrumental in the formation and emergence of the "Garnet Army," South Carolina's newly formed student section at Colonial Life Arena.

For his achievements during his first year in Columbia, Horn was named a finalist for the 2009 Jim Phelan National Coach of the Year Award, given annually to the nation's top coach.

In his second season in Columbia, Horn led his veteran squad into a highly-anticipated 2009-10 campaign. Led by heralded senior guard Devan Downey, an Honorable Mention All-American by the *Associated Press* and All-SEC First Team honoree by the coaches and media, South Carolina collected an 11-5 mark in Colonial Life Arena, a road victory in its SEC opener at Auburn - Carolina's first victory in a league opener on the road since the 1993 campaign - and an upset victory over No. 1 Kentucky in a nationally-televised contest in late January. The win over the Wildcats was South Carolina's first in eight tries over a top ranked opponent in the school's 102 years of basketball.

Postseason accolades continued in 2009-10 for the Gamecocks, as Downey and junior center Sam Muldrow were each selected to the SEC All-Defensive Team, while Downey became just the second Gamecock ever to be named to the AP All-SEC first team in three seasons.

Horn led one of the youngest teams in the nation in 2010-11, with only nine seasons of Division I basketball experience among the 12 players that were eligible for game action. South Carolina battled through a rigorous non-conference schedule, including nationally-televised contests at then-No. 2 Michigan State and then-No. 2 Ohio State early on in the campaign. Following the non-conference portion of the schedule, the Garnet and Black earned thrilling overtime victories at Colonial Life Arena over then-No. 22 Vanderbilt and Arkansas, and earned an impressive 72-69 road win at Florida during the SEC season.

Senior Sam Muldrow collected just the second triple-double in South Carolina history during the 2010-11 campaign en route to SEC Defensive Player of the Year accolades, while point guard Bruce Ellington was selected to the league's All-Freshman team.

South Carolina struggled through the 2011-12 season, posting a 10-21 overall record, including a 2-14 mark in SEC play, which saw the Gamecocks make a coaching change at the end of the season. One of the up and coming young head coaches in the country in Frank Martin was hired to be the 32nd head coach in the history of the South Carolina program. Martin was welcomed by several hundred fans, media, athletics department staff and his team in the Frank McGuire room at Colonial Life Arena in late March. Martin, who has advanced to postseason play in each season he has been a head coach, brings a passion for the game that will surely excite fans for years to come.

The Gamecocks posted a 14-18 record under Martin during his first season in Columbia, including a 4-14 record in SEC play. Carolina won the Hoops For Hope Classic Tournament, and posted a 10-4 record in non-conference games. During the offseason, Carolina signed eight newcomers, including seven freshman and one transfer.

Martin's second season (2013-14) leading the



DEVAN DOWNEY

Gamecocks saw the squad win four of its final six games of the year, including two games in the SEC Tournament, marking the first Tournament wins for the Gamecocks since the 2008 campaign. Martin and his staff put together a non-conference schedule that challenged his team to prepare for the rigors of the SEC campaign. The Gamecocks posted several quality victories, including a win versus Saint Mary's at the Hawaiian Airlines Diamond Head Classic in December, and conference wins at home versus Alabama, Vanderbilt and No. 17 Kentucky.

Martin tutored his second SEC All-Freshman Team honoree in as many seasons, as rookie guard Sindarius Thornwell led all freshmen in the SEC in league games in points (15.6) and assists (4.0) to earn a spot on the postseason team. Thornwell also garnered three SEC Freshman of the Week awards, and was named the Feb. 18 Wayman Tisdale National Freshman of the Week.

Carolina had a breakthrough season in 2014-15, recording its first winning season since 2008-09 after finishing 17-16 overall (6-12 SEC). That record came against the 25th-hardest non-conference schedule in the country and a SEC schedule that included home-and-home series against the top three teams in the conference.



The team saw breakout seasons from Laimonas Chatkevicius and Duane Notice, who joined Thornwell and senior guard Tyrone Johnson as the offensive leaders. On the court, the Gamecocks earned major wins over teams like North Florida, Oklahoma State, Clemson and #9 Iowa State in the non-conference, and eventual NCAA tournament teams Ole Miss and Georgia in SEC action.

The 2015-16 South Carolina team put together one of the top seasons in its history, matching a school record for wins with a 25-9 overall record on the year, while the Gamecocks reached double-digit SEC wins for just the fourth time since joining the league, posting an 11-7 mark in conference contests. The SEC finish, tied for third, was Carolina's highest since the league combined its East and West Divisions prior to the 2012 season. South Carolina began the season 15-0, its best start since the 1933-34 campaign and went on to post a school-record 24 regular-season wins.

Early season success saw the Gamecocks capture the 2015 Paradise Jam championship in St. Thomas, USVI, in mid-November, before the team returned home to post a six-point road win at Clemson, a neutral site victory over St. John's in the Naismith Memorial Hall of Fame Shootout in Uncasville, Conn., and a home win over perennial NCAA Tournament participant Memphis to conclude the non-conference slate. The Gamecocks won their SEC opener at Auburn, and their home league opener versus Vanderbilt, before a loss at Alabama halted the winning streak.

South Carolina posted a 7-2 record in home games in league play coupled with a 4-5 mark on the road. Carolina's top road win of the league campaign came in a thrilling 81-78 victory at No. 8/8 Texas A&M in early February. Junior guard Sindarius Thornwell flirted with a triple-double in the contest, narrowly missing the mark with a team high 25 points to go along with six rebounds and nine assists. That win marked the first Gamecock road win over a top-10 opponent since a win at Florida in 2006.

The Gamecocks received votes or were ranked for 15 weeks in the USA Today Coaches Poll, rising to as high as 15th, and for a total of 14 weeks in the AP poll, rising to as high as 19th, during the season. Carolina advanced to postseason play for the first time since 2009, making their 12th appearance in the Postseason NIT as one of the top four seeds in the event. The Gamecocks posted a win over High Point in the opening round, before suffering a season-ending loss to visiting Georgia Tech on March 21.

Three Gamecocks were honored with postseason awards by the SEC coaches, with senior forward Michael Carrera earning First Team All-SEC accolades, junior guard Sindarius Thornwell was named to the All-Defensive Team and junior guard Duane Notice was named the league's Sixth Man of the Year. Carrera went on to earn honors from several organizations following the best season of his career. Carrera, Notice and Thornwell each reached the 1,000 career-point plateau during the season as well.

The 2016-17 campaign would go on to be the best season in school history, as the Gamecocks set a school record with 26 wins, advanced to the NCAA Tournament for the first time since 2004, posted the first program win in the NCAA Tournament since 1973, and advanced to the school's first-ever Final Four, falling by just four points, 77-73, to Gonzaga in the national semifinals in Phoenix. South Carolina captured back-to-back 20-win seasons for the first time since a string of three-straight 20-win campaigns from 2003-2006, and the Gamecocks posted double-digit league victories for just the fifth time since joining the SEC in 1992.

South Carolina was ranked in the AP poll for nine weeks and in the coaches poll for 10 weeks during the regular season, and the Gamecocks were ranked No. 6 in the final USA Today Coaches Poll following the Final Four run. Carolina rose to as high as 16th in the AP Poll, which was its highest rank since the Gamecocks were ranked 14th in the final poll of the 1997-98 season.

South Carolina would win its first eight games, and finish the early non-conference portion of its season with a 10-3 mark entering league play. Once again known for its tenacious defense, the Gamecocks held Michigan and Syracuse to just 19.2 percent and 31.8 percent, respectively, in back-to-back wins over the Wolverines and Orange in late November. During the first portion of the season, Carolina's defense forced 15.9 turnovers per contest, and the Gamecocks began SEC action ranked third in the country in field goal percentage defense, as opponents hit just 35.9 percent from the field during non-conference play.

Carolina would win nine of its first 10 SEC contests, including road victories at Georgia, Tennessee, Missouri and LSU, before falling in a record-breaking four overtime contest against Alabama in Columbia in early February. Eventual SEC Player of the Year Sindarius Thornwell would score a career high 44 points -- the most points in a game by a Carolina player since 1979 -- and collect 21 rebounds -- the most by a Gamecock since 1993 -- while also setting an SEC record for made free throws in a game with 25 versus the Crimson Tide. The Gamecocks would rebound in the following game, clinching their 10th win of the conference season at Mississippi State, a victory that also marked the fifth road win of the season in SEC action, the most since 1997.

South Carolina claimed home wins over Tennessee and Mississippi State for 12



FRANK MARTIN

SEC wins, which would tie the Gamecocks for third place in the final league standings earning them the No. 4 seed in the SEC Tournament in Nashville. Prior to the tournament's start, league awards were announced, and Sindarius Thornwell became the first Gamecock to ever earn the distinction of SEC Player of the Year by the coaches. He was also honored on the All-SEC First Team and the All-Defensive Team for his outstanding play during league action. Thornwell led the SEC in scoring in conference games at 22.1 per outing, while he was sixth with 7.5 rebounds per league game and first with 2.4 steals.

Carolina's name was called on Selection Sunday for the first time in the Frank Martin era. The Gamecocks earned a No. 7 seed and traveled just 90 miles to face 10th-seeded Marquette in the opening round of the NCAA Tournament in Greenville, S.C., at Bon Secours Arena. Thornwell would score 29 points and pull down a game high 11 rebounds, and sophomore guard PJ Dozier would add 21 points, propelling Carolina to its first NCAA Tournament win since 1973. South Carolina would go on to defeat perennial national power No. 2 seed Duke in the second round, behind another 20-point effort from Thornwell. After trailing by seven at the half, the Gamecocks exploded for 65 points in the second half versus the Blue Devils, thanks to 71 percent shooting (20-28) from the field.

South Carolina then traveled to New York, a city with rich Gamecock tradition, for the NCAA East Regional and a meeting with Baylor in the Sweet 16 at Madison Square Garden. It would be Thornwell and the lockdown defense again, as the senior would lead Carolina with 24 points, two blocks and two steals, and the Gamecock defense would hold the Bears to just 30.4 percent in the game. Carolina sailed past Baylor, 70-50, and looked ahead to a meeting with SEC rival, Florida, in the Elite Eight.

Thornwell would earn NCAA East Regional Most Outstanding Player accolades after a 26-point effort to pace the Gamecocks in the historic win over the Gators. In a back-and-forth game the entire way, Carolina would use a late run, and key steals from Thornwell and Dozier in the final minute to clinch a berth in the Final Four, continuing the magical run through March.

South Carolina arrived in Phoenix and prepared to face Gonzaga in the national semifinals on a grand stage at the University of Phoenix Stadium. In front of a capacity crowd of 77,612, the Gamecocks battled back from a double-digit deficit in the second half to take a late lead after a 16-0 run, but the Bulldogs were able to seal the victory with a pair of free throws with just 2.2 seconds remaining.

Thornwell would go on to earn several other postseason accolades, including being named a First Team All-American by CBS Sports, and a Third Team All-American by Basketball Times. Martin was also honored at the end of the season, as he was named the Jim Phelan National Coach of the Year by CollegeInsider.com.

After the magical season, it would be announced that school records for total attendance and average attendance were set at Colonial Life Arena during the 2016-17 season. Nationally, the Gamecocks ranked 15th in total attendance, as 241,126 fans saw Carolina in action at home during the season, an average of 13,396 fans per





game, which ranked 21st nationally.

Carolina continued to make strong marks in the classroom as well, as TeMarcus Blanton was named to the NABC Honors Court, while he, PJ Dozier, Jarrell Holiman, Duane Notice and Chris Silva were all named to the SEC Winter Academic Honor Roll, and four newcomers -- Hassani Gravett, Khadim Gueye, Maik Kotsar and Christian Schmitt -- were all named to the SEC First Year Academic Honor Roll. In May, all three Gamecock senior student-athletes -- Justin McKie, Duane Notice and Sindarius Thornwell -- graduated with their degree as well.

More excitement came for the Gamecocks during the summer of 2017, as Sindarius Thornwell became the first Carolina player selected in the NBA Draft since 2006 when he was chosen as the No. 48 pick by the Milwaukee Bucks. He was immediately traded to the LA Clippers, and went on to star for the squad in the NBA Summer League. PJ Dozier, who left South Carolina after his sophomore campaign for the NBA Draft, signed a free agent deal with the LA Lakers for the Summer League, and was signed by the Dallas Mavericks just before the NBA Preseason.

South Carolina completed its fourth-consecutive winning season in 2017-18, finishing the campaign with a 17-16 mark. The Gamecocks collected upset wins over No. 18/16 Kentucky and No. 10/11 Auburn at home, while also capturing a road victory at No. 20/22 Florida during league action. Junior forward Chris Silva excelled during the year, leading the Gamecocks in points (14.3) and rebounds (8.0) per game, en route to being named to the All-SEC First Team, the All-Defensive Team and co-Defensive Player of the Year by league coaches.

Silva's First-Team selection marked the third straight season that Carolina has held a place on the First Team, following Michael Carrera's 2016 honor, and Sindarius Thornwell's 2017 selection.

The Gamecocks posted a 16-16 overall mark in 2018-19, which included an 11-7 record in SEC contests, placing the Gamecocks in a tie for fourth in the final league standings. The double-digit SEC wins marked the third time in the last four seasons that the Gamecocks had double-digit SEC victories, resulting in a double-bye in the league tournament in each of



**SOUTH CAROLINA CELEBRATES ITS ELITE EIGHT WIN OVER FLORIDA IN THE 2017 NCAA TOURNAMENT**

those campaigns as well. Martin is now the only coach in Carolina history to have three seasons with double-figure SEC victories. The Gamecocks captured their first SEC victory of the season in thrilling fashion at Florida, as senior forward Chris Silva collected a full-court pass from sophomore Felipe Haase to clinch the game on a dunk with just seconds remaining. Carolina would go on to post wins over ranked opponents in No. 14 Mississippi State and No. 16 Auburn during the league campaign as well.

Senior forward Chris Silva led the Gamecocks in scoring with 15.2 points per game, while also posting team highs of 7.6 rebounds and 1.9 blocks per outing. The standout forward earned several preseason accolades, and during the postseason, earned All-SEC First Team and All-Defensive Team honors by league coaches, and was named to the All-SEC Second Team by the media. Two others earned postseason accolades from league coaches for their play during the season. Rookie guard A.J. Lawson was named to the SEC

tempts from beyond the arc.

Following the season, eight Gamecocks earned academic laurels from the SEC, continuing Carolina's success in the classroom. Rising senior Maik Kotsar also earned NABC Honors Court accolades.

Martin had his Gamecocks poised for another post-season run in 2019-20, however, due to the COVID-19 pandemic, the season ended early. South Carolina had an 18-13 overall record, and another impressive double-figure win total in league play, as the Gamecocks finished 10-8 in SEC action. Those 10 wins marked the fourth time in the last five seasons that the Gamecocks had double-figure wins in the league, amassing 51 SEC wins during the stretch, with only Kentucky (69) and Florida (54) having more during the timeframe.

Once again, Martin had his team playing outstanding defense in 2019-20, as the Gamecocks held opponents to just 39.3 percent from the field, which led the SEC and ranked 18th nationally. Carolina also forced 16 opponents to 15 or more turnovers that season. The Gamecocks led the SEC with an assist-to-turnover ratio of 1.09 and were second in the league with 7.7 steals per game.

The Gamecocks put together an 8-5 non-conference mark, including a stretch of three-straight road wins, first an 84-80 victory at UMass, before back-to-back ACC wins, at Clemson, and an upset win in Charlottesville over No. 9/7 Virginia, 70-59. Carolina would drop its first two SEC matchups, a home game versus Florida and a narrow, one-point loss at Tennessee, however, the Gamecocks would upset Kentucky and then win one on the road at Texas A&M to begin a stretch of eight league wins in their next 10 contests. Carolina would capture its 10th SEC win of the season in the home finale versus Mississippi State on Senior Night, and entered the league tournament in Nashville as the six-seed.

Carolina would see the SEC Tournament court only for practice, as the postseason event would be canceled before the Gamecocks' first contest. The season officially would end with an 18-13 record for Carolina.

Senior leader Maik Kotsar had an outstanding senior season, earning postseason accolades from the league coaches, and reaching the 1,000 point scoring mark for his career. Kotsar was third on the team in



**SINDARIUS THORNWELL SCORED 24 POINTS TO HELP LEAD SOUTH CAROLINA TO A 88-81 WIN OVER DUKE IN THE 2017 NCAA TOURNAMENT.**

All-Freshman Team after providing 14.0 points per league contest, with 2.6 assists per game, as well. Senior guard Hassani Gravett was named to the SEC Community Service Team, before earning SEC Sixth Man of the Year honors. In league play, he scored 12.9 points per game, while averaging 43.9 percent from 3-point range, connecting on 43-of-98 at-





scoring with a career high 11.2 points per game, and he paced the team in rebounds (6.3), blocks (1.1) and steals (1.5). Also earning postseason honors was rookie guard Jermaine Couisnard. After solid play during the non-conference season, Couisnard had a breakout league campaign. After missing the Florida contest due to a back injury, just two games later he would score 26, including a buzzer beating 3-pointer to clinch an upset win over No. 10/12 Kentucky at Colonial Life Arena to cement his spot in the starting lineup for the remainder of the season. He scored 28 in a road matchup at Ole Miss, and became the first Gamecock since 2008 to hit double-figure assists with 10 in the home finale versus Mississippi State. He earned All-Freshman Team honors from the league coaches at the conclusion of the season.

South Carolina's 2020-21 campaign was significantly impacted by the on-going COVID-19 pandemic. Following the conclusion of the season, junior guard AJ Lawson was named to the All-SEC Second Team by the league's coaches after an outstanding season, including leading the Gamecocks and ranking among league leaders at 16.6 points per game. Lawson declared for the NBA Draft following the campaign, and signed a free agent deal with the Miami Heat in July 2021.

In 2021-22, a new-look South Carolina squad rebounded from a tough season with an 18-13 overall record and a 9-9 finish in the league, good for a T-5th finish in the SEC standings. Five experienced transfers joined the squad in Josh Gray, Brandon Martin, Erik Stevenson, James Reese V and AJ Wilson. Stevenson started all 31 games and finished second on the team, averaging 11.6 points per game. He also was tied for the lead, averaging 4.7 rebounds per contest. Reese, a Columbia, S.C. native, started 29 games and averaged 10.4 points per contest. Jermaine Couisnard led the team in scoring his final season in Garnet and Black, averaging 12.0 points per game. He also led the team in assists per game (3.2).

The Gamecocks' league slate was highlighted by a stretch of five wins in six games late in the season starting with a 80-68 road win at Georgia on Feb. 12. It was the team's 12th-straight victory against the Bulldogs, the longest win streak on either side in the series. The team then took down Ole Miss on the road 77-74 in overtime as Reese sunk a half-court shot at the buzzer. The victory was Carolina's first road win against the Rebels since 2016 and its third all-time in the series in Oxford. The Gamecocks followed up the pair of road wins with home victories over LSU, Mississippi State and Missouri in the next four games, solidifying the No. 7 seed in the SEC Tournament.

Carolina's season came to an end with a 73-51 loss to Mississippi State on March 10 in the second round of the conference tournament at Amalie Arena in Tampa. The team missed the postseason and head coach Frank Martin was relieved of his duties after 10 seasons at the helm on March 14.

Lamont Paris, who has been a part of nine NCAA Division I Tournaments and 17 20-win seasons as a college head and assistant coach, was named the University of South Carolina's 33rd head coach by Director of Athletics Ray Tanner on Thursday, March 24, 2022. Paris, 47, is the first African-American head coach in the history of the Gamecock men's basketball program.

In his first season (2022-23), South Carolina had an overhauled roster with eight new players, including just 14.9 percent of the team's scoring and 18.4 percent of the minutes played returning from the season prior. The Gamecocks defeated Clemson at home, 60-58, for the first time since Dec. 19, 2014. Chico Carter Jr. hit the game-winning bucket with 0.9 seconds remaining. Paris



**GUARD JERMAINE COUISNARD HIT A 3-POINT BUZZER BEATER TO PROPEL THE GAMECOCKS TO AN UPSET WIN OVER NO. 10/12 KENTUCKY AT**

became the first Gamecock head coach since Dave Odom in 2001 to defeat the in-state Tigers in his first season. The conference slate was highlighted by road wins at Kentucky, at Ole Miss and at LSU. The Gamecocks wire-to-wire victory at Rupp Arena on Jan. 10 was the team's first there since 2009 and just the program's third all-time win in Lexington since joining the SEC (1992). Ohio State transfer Meechie Johnson made six 3s and scored a career-high 26 points to lead the Gamecocks. Paris joined Eddie Fogler (1997) and Darrin Horn (2009) as the only Gamecock head coaches all-time to win in the historic building. Carolina nearly knocked off SEC Champion and No. 2/2 Alabama at home but fell in overtime, 78-76, thanks to a late bucket from SEC Player of the Year Brandon Miller.

Several players had their most productive seasons to date under Paris and his staff in year one in Columbia. Sophomore Jacobi Wright averaged 7.3 points, 2.1 rebounds and 1.8 assists per game. He had a career-best six games in double figures in SEC play. Josh Gray led the team in rebounding, averaging 6.3 per game and 7.9 rebounds per contest in league action. He had a career-best eight games with 10 or more rebounds, seven of which came in SEC action. Gray also had the best game of his career with 20 points and 14 rebounds vs. Arkansas. Johnson averaged 12.7 points (second on team) and 3.6 assists per contest (eighth in the SEC). He led the team with 70 makes from behind the arc and was one of just eight players in the SEC to make 70 or more 3s.

The staff made early in-roads recruiting over the summer in 2022 with local product Gregory "GG" Jackson II reclassifying and enrolling early. The consensus top player in the 2023 class, Jackson was the highest rated signee in program history (recruit rankings started in early 2000s) and joined PJ Dozier (2015-17) as the only five-star Gamecock freshmen. Jackson would go on to earn All-SEC Freshman honors while leading the team in scoring at 15.4 points per game. He had 11 20-point games, the most by a Carolina freshman since joining the SEC in 1991-92. Jackson would go on to be selected 45th overall by the Memphis Grizzlies in the 2023 NBA Draft. He became the first NBA Draft pick for the program since All-American Sindarius Thornwell in 2017.



**LAMONT PARIS AND FUTURE NBA DRAFT SELECTION, GREGORY "GG" JACKSON II.**

**PARIS WAS HIRED ON MARCH 24, 2022, AND BE-**







The 2024 SEC Coach of the Year, Paris and his staff helped orchestrate the greatest single-season turnaround in program history as South Carolina went 26-8 and returned to the NCAA Tournament for the first time since 2017 in 2023-24. The 26 victories tied the 2016-17 Final Four team for the most single-season wins in program history. Carolina's 15-win improvement was tied for the second-best mark in the nation. The team's 25 regular season wins were a new program record. The Gamecocks went 13-5 in SEC play, good for a T-2nd finish in the league. The 13 SEC wins tied the 1997 SEC title team for the most SEC wins in program history (Carolina joined the league in 1991-92). Paris was named SEC Coach of the Year by the league's coaches and the AP (first coach in program history to be named SEC Coach of the Year by the media). He was one of four finalists for the 2024 Naismith National Coach of the Year. Paris was also a finalist for Jim Phelan National Coach of the Year and the Ben Jobe Award.

The Gamecocks won seven SEC games on the road in 2023-24, tying the 1996-97 team for the most SEC victories away from home in a single season. Carolina finished the year with a 12-5 record in true road and neutral site games. The Gamecocks were one of just 18 teams in the country with multiple top-10 wins and one of five teams in the nation with a top-five true road win. Carolina had a seven-game SEC win streak, which included beating No. 6/6 Kentucky 79-62 at home on Jan. 23 and No. 5/5 Tennessee, 63-59, in Knoxville on Jan. 30. Per Elias Sports Bureau, it was the first time the Gamecocks had defeated a pair of top-10 teams in a three-game stretch since 1968. Carolina's win over the Vols was the team's first AP Top-Five road victory since defeating No. 3 Kentucky, 72-66, on March 2, 1997. The Gamecocks returned to the top-25 for the first time since 2017 back in Week 14 on Feb. 5 and remained there the last seven weeks of the season. The team finished the year ranked No. 23 in the final USA Today Coaches Poll and No. 25 in the final AP Top-25, marking the first time Carolina was ranked in the final AP poll since 1998. The Gamecocks were ranked as high as No. 11 in both major polls.

Carolina allowed just 66.4 points per game during the regular season in 2023-24, which led the SEC. The Gamecocks held 25 opponents below 70 points, which T-7th best mark in the nation. Carolina was one of just four teams in the SEC to rank in the top-50 of adjusted efficiency on offense and defense via KenPom.




THE GAMECOCKS EARNED THE TEAM'S FIRST TOP-FIVE ROAD WIN SINCE 1997 WITH A 63-59 VICTORY AT NO. 5/5 TENNESSEE ON JAN. 30, 2024. CAROLINA BEAT NO. 6/6 KENTUCKY AT HOME THE WEEK PRIOR. THE WIN IN KNOXVILLE MARKED THE FIRST TIME THE TEAM DEFEATED A PAIR OF TOP-10 TEAMS A THREE-GAME STRETCH SINCE 1968 WHEN THE GAMECOCKS BEAT NO. 8 DUKE AND NO. 3 NORTH CAROLINA IN BACK-TO-BACK GAMES.

The team welcomed nine newcomers, including four key transfer additions in 2023-24. Guards Ta'Lon Cooper and Meechie Johnson were named Second Team All-SEC, marking the first time the Gamecocks had multiple All-SEC selections since 2009. Cooper averaged 4.2 assists per game and finished 8th in the country in assists-to-turnover ratio (3.51:1). He shot a career-best 45.9 percent from 3-point territory. Johnson led the team in scoring, averaging a career-best 14.1 points per game. He scored 20 or more points on 10 occasions, a career-best mark. Forward Collin Murray-Boyles was named to the SEC All-Freshman Team after averaging 10.4 points, 5.7 rebounds, 1.0 blocks and 1.0 steals per game. He led the team to its first victory in the SEC Tournament since 2018 with 24 points, seven rebounds and four steals in a 80-66 win over Arkansas.

In his third season (2024-25), Paris helped guide sophomore forward Collin Murray-Boyles to one of the best individual seasons by a Gamecock in recent memory. The local product from Columbia averaged 16.8 points, 8.3 rebounds, 2.4 assists, 1.5 steals and 1.3 blocks per game en route to being named Second Team All-SEC. He became the first Gamecock since Jimmy Foster in 1983-84 to average at least 16.0 points and 8.0 rebounds, per contest. In Power Five leagues (ACC, Big 12, Big East, Big Ten & SEC), Murray-Boyles and Kansas' Hunter Dickinson were the only players to average at least 16.0 points, 8.0 rebounds, 2.0 assists, 1.0 steals and 1.0 blocks per game while shooting above 50.0% from the floor. He was selected ninth overall by the Toronto Raptors in the 2025 NBA Draft, becoming the first lottery pick (top-14 selection) in program history in the modern draft era (lottery started in 1985).

Carolina faced one of the toughest schedules in the country as the SEC had one of the most dominate seasons in college basketball history in 2024-25 with seven teams in the Sweet 16, four in the Elite Eight (tied NCAA Tournament record) and two in the Final Four. The Gamecocks faced a program record 14 opponents ranked in the AP Top-25. Carolina dropped nine games by five points or less, eight of which came in SEC play and SEC Tournament action, with narrow home losses to No. 2/2 Auburn (66-63), eventual National Champion No. 5/6 Florida (70-69), No. 14/14 Mississippi State (65-60 in OT), No. 13/15 Texas A&M (76-72) and No. 19/23 Ole Miss (72-68). The league slate was highlighted by a 72-53 victory over Arkansas on March 1, a game in which Murray-Boyles scored a career-high 35 points on 12-of-16 shooting. He became the first Gamecock to score 35 or more points in a game since All-American Sindarius Thornwell in 2017. The Gamecocks non-conference schedule was highlighted by a 91-89 overtime victory over in-state rival No. 25 Clemson. It was the fourth top-25 win for Paris at South Carolina and improved his career record against the Tigers to 2-1. Carolina went 3-0 against teams from the ACC in non-conference action with wins versus Virginia Tech, Boston College and Clemson.



THE SCENE AT COLONIAL LIFE ARENA AFTER THE GAMECOCKS DEFEATED NO. 6/6 KENTUCKY, 79-62, ON JAN. 23, 2024. SOUTH CAROLINA HAD THREE SELLOUTS DURING THE HISTORIC 2023-24 SEASON, TYING 2016 FOR THE MOST SINGLE-SEASON SELLOUTS SINCE AT COLONIAL LIFE ARENA SINCE ITS OPENING DURING 2002-03 SEASON.





## GAMECOCK HOMECOURT HISTORY

Since 1908, South Carolina teams have called three buildings and possibly an outdoor court home over the years, and the fourth home of Gamecock basketball comes into play in the 2002-03 season with the opening of The Carolina Center.

In 1908, South Carolina played its first collegiate game, losing a close 21-19 contest to state rival Furman in Columbia. Though the game has been documented to have been played in Columbia, there is no evidence to prove that it was played indoors; thus, the belief that South Carolina's first five collegiate games were played outside.

## CAROLINA GYMNASIUM

The current Longstreet Theater was finished in 1850 and served as a chapel, auditorium, hospital, arsenal, armory and science building before being converted into a gymnasium in 1893. In December of 1911, the gymnasium was finished to include spectator seats and the first contest played in what is now Longstreet Theater saw the Gamecocks down the Olympia YMCA, 33-5, on Jan. 7, 1911.

South Carolina played in the building until midway through the 1926-27 season, posting an overall mark of 70-38, winning almost 65% of its games over that span. The Gamecocks had only two losing seasons in the Carolina Gymnasium (1915, 1919), while notching .500 or better marks in 14 of the 16 years. In the 1913-14 season, South Carolina was 5-4-1 overall on the year, with all five wins coming at home in five

overall matches for a perfect mark. In South Carolina history, the 1914 squad is one of only seven teams to go through a home season undefeated in either the Carolina Gymnasium, Fieldhouse or Coliseum.

The Carolina Gymnasium was the home for South Carolina's first involvement in a conference — the Southern. The Gamecocks began competition in the Southern Conference in the 1922-23 season but did not play a conference game there until the following season when Georgia pulled out a 38-29 victory. USC went on to win seven of its next Southern Conference games there over the next three-plus seasons, before moving into the Carolina Fieldhouse, located across the street.

Located on the corner of Sumter and Greene Streets, the gymnasium was as such until a fire in the late 1960s destroyed part of the building. In 1976, the acoustics were improved and the building remodeled to its current use — a theater-in-the-round.

### CAROLINA GYMNASIUM RECORDS

Season	Record	Pct.
1911-12	2-2	.500
1912-13	2-1	.667
1913-14	5-0	1.000
1914-15	2-5	.286
1915-16	4-2	.667
1916-17	6-3	.667
1917-18	5-3	.625
1918-19	2-4	.333
1919-20	6-5	.545
1920-21	5-3	.625
1921-22	4-2	.667
1922-23	4-2	.667
1923-24	6-2	.750
1924-25	6-1	.857
1925-26	6-2	.750
1926-27	5-1	.833
<b>TOTALS</b>	<b>70-38</b>	<b>.648</b>

## CAROLINA FIELDHOUSE

Located just a stone's throw from the Carolina Gymnasium and literally across the street was the Carolina Fieldhouse — site of the Gamecock basketballers from 1927 through the 1967-68 seasons and some of the finest moments in Gamecock hoops history.

South Carolina had some of its finest teams inhabit the Fieldhouse, including the star-studded squads of the 1932-33 and 1933-34 teams. Counting back to three wins at home to end the 1931-32 season, the Gamecocks reeled off 31 straight wins, the streak falling at the hands of North Carolina, 32-31, on Feb. 9, 1935. The 1932-33 team finished the year 17-2, winning its last 15 games after starting the year 2-2, and capturing the Southern Conference Tournament. The Gamecocks kept the streak alive the following season, winning their next 17 games to push the overall streak to 32 and good enough for a perfect 17-0 mark heading into the tournament. A mumps breakout, though, decimated the roster and the Gamecocks fell in the first round of the tournament. Four weeks later, USC played national powerhouse Pittsburgh to end the season, downing Pitt, 38-35, to finish off USC's best record ever at 18-1.

The Gamecocks didn't waste any time in their new building, defeating Florida twice and Davidson just three days later to finish the 1926-27 season with a 3-0 mark at the Fieldhouse and 8-1 ledger at home overall. The Gamecocks went on to the finals of the Southern Conference Tournament that season, losing to Vanderbilt and finishing the year 14-4.

Overall, the Gamecocks posted .500 or better records for 31 of their 42 years in the famed Fieldhouse, including perfect marks in 1933 (8-0), 1934 (11-0) and 1943 (10-0). The Fieldhouse was home to some heated rivalries, especially when conference

re-formation took place prior to the 1953-54 season and South Carolina became a charter member of the Atlantic Coast Conference.

As time went on, capacity-plus crowds of just over 3,200 frequented the cozy establishment to watch the Gamecocks square off with arch-rivals Clemson, North Carolina and N.C. State among others. The Fieldhouse was also home to the nation's top scorer in the 1956-57 season as Grady Wallace tickled the twine for 31.3 points a game that season when the Gamecocks finished 17-12, advancing to the finals of the ACC Tournament.

The Gamecocks posted a fine, 7-1 mark in their final year in the Fieldhouse (1967-68), with their last game there seeing the Wolfpack of N.C. State squeaking out a 55-54 decision on Mar. 2. The building burned down shortly after the end of the season in April, speeding up the process on what would soon become the basketball showcase in the South — the Carolina Coliseum.

## CAROLINA COLISEUM

It didn't take long for the 12,401-seat Carolina Coliseum to be known as the "House that Frank Built." With Head Coach Frank McGuire heading into his fifth season at the helm of the Gamecock basketball program, the timing of the Carolina Coliseum could not be better. With the USC squad on the verge of greatness, it could enjoy playing home tilts in one of the greatest facilities in the nation.

The Coliseum, located just two blocks from the Fieldhouse at the corner of Greene and Assembly streets, opened to a heart-pounding, 51-49 win for the Gamecocks over Auburn on Nov. 30, 1968. A sophomore (then first-year) guard John Roche pumped in a 22-foot jumper from the top of the key with time running out and the magic of McGuire's Coliseum would live on through today.

The Gamecocks played 34 seasons at the Carolina Coliseum. The Coliseum was a fine home to Gamecock basketball from the 1968 season and a thorn in the side of opponents to the tune of a 75% Gamecock winning percentage at home. In fact, the great fan support received over the years reached a pinnacle of its own in 1999 as the fourth million fan walked through the gates. Some 4,357,037 fans watched Gamecock basketball in the 34-year history of the Coliseum.

In the first season, the Gamecocks posted a 9-1 record at home, losing only to the Tar Heels. A year later, USC, oddly enough, would be a perfect 14-0 on opponents' home courts, losing two of 11 tilts at home. In the midst of UCLA's reign at the top of college basketball, South Carolina had taken away the pre-season number one slot in the country prior to the 1969-70 season. With a starting lineup of Roche, Bobby Cremins, John Ribock, Tom Owens and Tom Riker, the Gamecocks took the ranking into their home opener vs. Tennessee, only to lose 55-54 and never regain the top ranking.

Fans would see three-straight teams (1970-71-72) finish sixth in the final Associated Press poll, while the 1970-71 and 1972-73 teams had perfect 11-0 and 13-0 records, respectively at home with the 1971-72 squad posting an admirable 11-1 mark. In

### CAROLINA FIELDHOUSE RECORDS

Season	Record	Pct.
1926-27	3-0	1.000
1927-28	6-7	.462
1928-29	5-4	.556
1929-30	4-5	.444
1930-31	0-9	.000
1931-32	6-3	.667
1932-33	8-0	1.000
1933-34	11-0	1.000
1934-35	11-1	.917
1935-36	8-3	.727
1936-37	8-1	.889
1937-38	2-12	.143
1938-39	2-10	.167
1939-40	4-6	.400
1940-41	7-4	.636
1941-42	8-2	.800
1942-43	10-0	1.000
1943-44	9-1	.900
1944-45	11-2	.846
1945-46	6-6	.500
1946-47	10-2	.833
1947-48	7-5	.583
1948-49	6-3	.667
1949-50	8-1	.889
1950-51	9-2	.818
1951-52	7-5	.583
1952-53	6-5	.545
1953-54	6-4	.600
1954-55	4-8	.333
1955-56	5-5	.500
1956-57	8-2	.800
1957-58	3-6	.333
1958-59	3-6	.333
1959-60	5-5	.500
1960-61	4-6	.400
1961-62	7-2	.778
1962-63	5-4	.556
1963-64	7-2	.778
1964-65	5-6	.455
1965-66	4-4	.500
1966-67	6-2	.750
1967-68	7-1	.875
<b>TOTALS</b>	<b>261-162</b>	<b>.617</b>





CAROLINA FIELDHOUSE

31 years at the Carolina Coliseum, an amazing eight squads have amazingly notched 90% or better records. The home success returned in 1995-96 as USC was 16-2 with a +15.6 home scoring margin. In fact, over a recent three-year period (1996-98) the Gamecocks were an amazing 40-6 at the Frank McGuire Arena.

In his final game — a Feb. 23, 1980 contest vs. Western Kentucky — McGuire again worked his magic. The Gamecocks pulled out a 73-65, double-overtime win that night to end McGuire's USC career. In McGuire's 12 seasons of coaching at the Carolina Coliseum, USC won 137 games and lost only 28 for a winning tally of 83% — a fitting mark for the Irishman in the "House that Frank Built." In fact, in March 1977, the playing facility of the Coliseum was dubbed "Frank McGuire Arena."

The Coliseum was home not only to the Gamecocks and Lady Gamecocks, but since its construction in 1968, the Carolina Coliseum was home to the College of Journalism and Mass Communication and College of Applied Professions.

## COLONIAL LIFE ARENA

A new era dawned in Gamecock basketball history in 2002 with the opening of the 18,000-seat Carolina Center, now known as Colonial Life Arena. The multi-purpose venue is home to both Carolina men's and women's basketball, locker rooms for both teams, and several other University offices. The venue is the largest arena in the State of South Carolina and ranks as the 10th-largest on-campus venue in the nation. Colonial Life Arena features 41 suites, four entertainment suites, and the Frank McGuire Club, a full-service hospitality room, utilized for game day and other events.

The first matchup for Gamecock basketball at Colonial Life Arena saw Carolina post a 71-66 victory over visiting East Tennessee State on Nov. 24, 2002. The first men's SEC contest came in a 55-49 victory over Ole Miss on Jan. 8, 2003.

The Arena has seen numerous sellout crowds, including the first-ever sellout, a Carolina men's contest versus Kentucky on March 3, 2004.

Carolina teams that have played at Colonial Life Arena have advanced to the NCAA Tournament, including the historic run to the Final Four in 2017, captured back-to-back NIT championships and also won a share of an SEC divisional title. One of the many highlights at Colonial Life Arena came on Jan. 26, 2010, when the Gamecock men's squad posted its first-ever victory over a No. 1 ranked opponent when it defeated top-ranked Kentucky in front of 18,000 thrilled Gamecock fans.

The Gamecocks snatched the program's highest ranked home victory since that win in 2010 when Carolina defeated No. 6/6 Kentucky, 79-62, on Jan. 23, 2024 in front of a soldout crowd. Over 6,000 student tickets were distributed for the first time in school history. The 17-point win was the largest margin of victory in school history over an AP top-10 team. The Gamecocks had three sellouts during the 2024 SEC slate, tying 2016 for the most single-season sellouts at CLA since its opening in 2002. The 13,397 single-game attendance average in 2023-24 was the largest in the 22-year history of CLA.

## CAROLINA COLISEUM RECORDS

Season	Record	Pct.	Attendance	Average
1968-69	9-1	.900	119,999	11,999.9
1969-70	9-2	.818	130,999	11,909.0
1970-71	11-0	1.000	137,760	12,523.6
1971-72	11-1	.917	147,926	12,327.2
1972-73	13-0	1.000	153,015	11,770.3
1973-74	14-1	.933	166,611	11,107.4
1974-75	14-1	.933	161,080	10,738.7
1975-76	10-3	.769	116,569	8,966.8
1976-77	11-5	.688	123,641	7,727.6
1977-78	12-5	.706	128,759	7,574.1
1978-79	10-4	.714	99,074	7,076.7
1979-80	13-5	.722	106,873	5,937.4
1980-81	13-3	.813	108,597	6,676.3
1981-82	11-5	.688	116,985	7,311.6
1982-83	17-3	.850	175,869	8,793.5
1983-84	9-4	.692	98,264	7,558.7
1984-85	14-2	.875	101,947	6,371.0
1985-86	9-5	.643	75,839	5,417.1
1986-87	9-5	.643	82,918	5,922.7
1987-88	12-1	.923	111,522	8,577.0
1988-89	13-3	.813	147,862	8,698.0
1989-90	8-4	.667	90,409	7,534.0
1990-91	12-3	.800	149,464	9,964.2
1991-92	8-6	.571	138,780	9,912.9
1992-93	6-7	.462	99,107	7,624.0
1993-94	6-8	.429	107,701	7,692.9
1994-95	8-7	.533	105,006	7,000.4
1995-96	16-2	.889	160,776	8,932.0
1996-97	11-3	.786	129,187	9,227.6
1997-98	13-1	.929	143,517	10,521.2
1998-99	7-7	.500	116,355	8,311.1
1999-00	10-6	.625	151,948	9,496.8
2000-01	10-6	.625	164,851	10,303.0
2001-02	12-6	.667	187,827	10,434.8
<b>TOTALS</b>	<b>372-125</b>	<b>.748</b>	<b>4,357,037</b>	<b>8,766.6</b>

## COLONIAL LIFE ARENA RECORDS

Season	Record	Pct.	Attendance	Average
2002-03	11-4	.428	194,112	12,940
2003-04	14-3	.676	204,760	12,044
2004-05	16-3	.606	192,816	10,148
2005-06	10-6	.605	145,451	9,090
2006-07	10-7	.467	218,240	12,837
2007-08	8-9	.438	209,880	12,345
2008-09	16-3	.477	223,750	11,776
2009-10	11-5	.483	191,905	11,994
2010-11	11-6	.467	177,254	10,426
2011-12	9-9	.322	159,627	8,868
2012-13	10-8	.438	154,858	8,603
2013-14	9-7	.411	161,177	10,073
2014-15	10-6	.515	184,314	11,519
2015-16	16-3	.842	227,911	11,995
2016-17	15-3	.833	241,126	13,396
2017-18	10-5	.667	189,265	12,618
2018-19	11-6	.647	195,023	11,472
2019-20	12-5	.705	207,068	12,180
2020-21	3-6	.333	28,582	3,176
2021-22	12-4	.750	155,533	9,721
2022-23	7-8	.466	157,053	10,470
2023-24	14-3	.824	227,747	13,397
2024-25	10-8	.556	214,673	11,926
<b>TOTALS</b>	<b>254-127</b>	<b>.667</b>	<b>4,262,125</b>	<b>11,157</b>



# ANNUAL SEC CHAMPIONS

YEAR	CHAMPION	SEC	OVERALL	TOURNEY CHAMP	SITE	CHAMPIONSHIP GAME RESULT
1933	Kentucky	8-0	20-3	Kentucky	Atlanta	Kentucky 46, Mississippi State 27
1934	Alabama	13-2	16-2	Alabama	Atlanta	Alabama 41, Florida 25
1935	Louisiana State	12-0	14-1	No Tournament		
	Kentucky	11-0	19-2			
1936	Tennessee	8-4	15-6	Tennessee	Knoxville	Tennessee 29, Alabama 25
1937	Kentucky	5-3	17-5	Kentucky	*Knoxville	Kentucky 39, Tennessee 25
1938	Georgia Tech	9-2	18-2	Georgia Tech	Baton Rouge	Georgia Tech 58, Ole Miss 47
1939	Kentucky	5-2	16-4	Kentucky	Knoxville	Kentucky 46, Tennessee 38
1940	Kentucky	4-4	15-6	Kentucky	Knoxville	Kentucky 51, Georgia 43
1941	Tennessee	8-3	17-5	Tennessee	Louisville	Tennessee 36, Kentucky 33
1942	Kentucky	6-2	19-6	Kentucky	Louisville	Kentucky 36, Alabama 34
1943	Tennessee	6-3	14-4	Tennessee	Louisville	Tennessee 33, Kentucky 30
1944	Kentucky	0-0	19-2	Kentucky	**Louisville	Kentucky 62, Tulane 46
1945	Kentucky	4-1	22-4	Kentucky	Louisville	Kentucky 39, Tennessee 35
1946	Kentucky	6-0	28-2	Kentucky	Louisville	Kentucky 59, Louisiana State 36
1947	Kentucky	11-0	34-3	Kentucky	Louisville	Kentucky 55, Tulane 38
1948	Kentucky	9-0	36-3	Kentucky	Louisville	Kentucky 54, Georgia Tech 43
1949	Kentucky	13-0	32-2	Kentucky	Louisville	Kentucky 68, Tulane 52
1950	Kentucky	11-2	25-5	Kentucky	Louisville	Kentucky 95, Tennessee 58
1951	Kentucky	14-0	32-2	Vanderbilt	Louisville	Vanderbilt 61, Kentucky 57
1952	Kentucky	14-0	29-3	Kentucky	Louisville	Kentucky 44, Louisiana State 43
1953	Louisiana State	13-0	25-2	No Tournament		
1954	Kentucky	14-0	25-0	No Tournament		
	Louisiana State	14-0	21-5			
1955	Kentucky	12-2	23-3	No Tournament		
1956	Alabama	14-0	21-3	No Tournament		
1957	Kentucky	12-2	23-5	No Tournament		
1958	Kentucky	12-2	23-6	No Tournament		
1959	Mississippi State	13-1	24-1	No Tournament		
1960	Auburn	12-2	19-3	No Tournament		
1961	Mississippi State	11-3	19-6	No Tournament		
1962	Mississippi State	13-1	24-1	No Tournament		
	Kentucky	13-1	23-3			
1963	Mississippi State	13-1	23-3	No Tournament		
1964	Kentucky	11-3	21-6	No Tournament		
1965	Vanderbilt	15-1	24-4	No Tournament		
1966	Kentucky	15-1	32-2	No Tournament		
1967	Tennessee	15-3	21-7	No Tournament		
1968	Kentucky	15-3	22-5	No Tournament		
1969	Kentucky	16-2	23-5	No Tournament		
1969	Kentucky	16-2	23-5	No Tournament		
1970	Kentucky	17-1	26-2	No Tournament		
1971	Kentucky	16-2	22-4	No Tournament		
1972	Kentucky	14-4	21-7	No Tournament		
	Tennessee	14-4	19-6			
1973	Kentucky	14-4	20-8	No Tournament		
1974	Vanderbilt	15-3	23-3	No Tournament		
	Alabama	15-3	22-4			
1975	Kentucky	15-3	26-5	No Tournament		
	Alabama	15-3	22-5			
1976	Alabama	15-3	23-5	No Tournament		
1977	Kentucky	16-2	26-4	No Tournament		
	Tennessee	16-2	22-6			
1978	Kentucky	16-2	30-2	No Tournament		
1979	Louisiana State	14-4	23-6	Tennessee	Birmingham	Tennessee 75, Kentucky 69 (OT)
1980	Kentucky	15-3	29-6	Louisiana State	Birmingham	Louisiana State 80, Kentucky 78
1981	Louisiana State	17-1	31-5	Ole Miss	Birmingham	Ole Miss 66, Georgia 62
1982	Kentucky	13-5	22-8	Alabama	Lexington	Alabama 48, Kentucky 46
	Tennessee	13-5	20-10			
1983	Kentucky	13-5	23-8	Georgia	Birmingham	Georgia 86, Alabama 71
1984	Kentucky	14-4	29-5	Kentucky	Nashville	Kentucky 51, Auburn 49
1985	Louisiana State	13-5	19-10	Auburn	Birmingham	Auburn 53, Alabama 49 (OT)
1986	Kentucky	17-1	32-4	Kentucky	Lexington	Kentucky 83, Alabama 72
1987	Alabama	16-2	28-5	Alabama	Atlanta	Alabama 69, Louisiana State 62
1988	Vacated			Vacated	Baton Rouge	Kentucky 62, Georgia 57
1989	Florida	13-5	21-13	Alabama	Knoxville	Alabama 72, Florida 60
1990	Georgia	13-5	20-9	Alabama	Orlando	Alabama 70, Ole Miss 51
1991	Mississippi State	13-5	20-9	Alabama	Nashville	Alabama 88, Tennessee 69
	Louisiana State	13-5	20-10			
1992	Arkansas	13-3	26-8	Kentucky	Birmingham	Kentucky 80, Alabama 54
1993	Vanderbilt	14-2	28-6	Kentucky	Lexington	Kentucky 82, Louisiana State 65
1994	Arkansas	14-2	31-3	Kentucky	Memphis	Kentucky 73, Florida 60
1995	Kentucky	14-2	28-5	Kentucky	Atlanta	Kentucky 95, Arkansas 93 (OT)
1996	Kentucky	16-0	34-2	Mississippi State	New Orleans	Mississippi State 84, Kentucky 73
1997	South Carolina	15-1	24-8	Kentucky	Memphis	Kentucky 95, Georgia 68
1998	Kentucky	14-2	35-4	Kentucky	Atlanta	Kentucky 86, South Carolina 56
1999	Auburn	14-2	29-4	Kentucky	Atlanta	Kentucky 76, Arkansas 63
2000	Florida	12-4	29-8	Arkansas	Atlanta	Arkansas 75, Auburn 67
	Kentucky	12-4	23-10			
	Tennessee	12-4	26-7			
2001	Florida	12-4	24-7	Kentucky	Nashville	Kentucky 77, Ole Miss 55
	Kentucky	12-4	24-10			
2002	Alabama	12-4	27-8	Mississippi State	Atlanta	Mississippi State 61, Alabama 58
2003	Kentucky	16-0	32-4	Kentucky	New Orleans	Kentucky 64, Mississippi 57
2004	Mississippi State	14-2	26-4	Kentucky	Atlanta	Kentucky 89, Florida 73
2005	Kentucky	14-2	28-6	Florida	Atlanta	Florida 70, Kentucky 53
2006	LSU	14-2	27-9	Florida	Nashville	Florida 49, South Carolina 47
2007	Florida	13-3	35-5	Florida	Atlanta	Florida 77, Arkansas 56
2008	Tennessee	14-2	31-5	Georgia	Atlanta	Georgia 66, Arkansas 57
2009	LSU	13-3	27-8	Mississippi State	Tampa	Mississippi State 64, Tennessee 61
2010	Kentucky	14-2	35-3	Kentucky	Nashville	Kentucky 75, Mississippi State 74 (OT)
2011	Florida	13-3	29-8	Kentucky	Atlanta	Kentucky 70, Florida 54
2012	Kentucky	16-0	38-2	Vanderbilt	New Orleans	Vanderbilt 71, Kentucky 64
2013	Florida	14-4	29-8	Ole Miss	Nashville	Ole Miss 66, Florida 63
2014	Florida	18-0	36-3	Florida	Atlanta	Florida 61, Kentucky 60
2015	Kentucky	18-0	38-1	Kentucky	Nashville	Kentucky 78, Arkansas 63
2016	Texas A&M/Kentucky	13-5	28-9/27-9	Kentucky	Nashville	Kentucky 72, Texas A&M 66
2017	Kentucky	16-2	32-6	Kentucky	Nashville	Kentucky 82, Arkansas 65
2018	Auburn/Tennessee	13-5	26-8/26-9	Kentucky	St. Louis	Kentucky 77, Tennessee 72
2019	LSU	16-2	28-7	Auburn	Nashville	Auburn 84, Tennessee 64
2020	Kentucky	15-3	25-6	Tournament canceled due to the COVID-19 pandemic (event began in Nashville, Tenn.)		
2021	Alabama	16-2	26-7	Alabama	Nashville	Alabama 80, LSU 79
2022	Auburn	15-3	28-6	Tennessee	Tampa	Tennessee 65, Texas A&M 50
2023	Alabama	16-2	31-6	Alabama	Nashville	Alabama 82, Texas A&M 63
2024	Tennessee	14-4	27-9	Auburn	Nashville	Auburn 86, Florida 67
2025	Auburn	15-3	32-6	Florida	Nashville	Florida 86, Tennessee 77

NOTES: From 1933-1950 the SEC champion was determined by a tournament, except for 1935. Since 1951, when the round-robin schedule was introduced, the title has been decided by a winning percentage on the conference schedule. \* Only eight teams invited to participate. \*\* Only six teams participated due to World War II. - NOTE: South Carolina joined the SEC prior to the 1991-92 season





## ALL-TIME LEDGER

Year	Home	Away	Neutral	Overall	SC Pts.	Opp Pts.	Head Coach	Year	Home	Away	Neutral	Overall	SC Pts.	Opp Pts.	Head Coach
1908-09	0-3	0-0	0-0	0-3	58	81	J.H. Brown	1970-71	11-0	5-4	7-2	23-6	2,259	1,985	Frank McGuire
1909-10	0-1	0-0	0-0	0-1	8	29	E.E. Schofield	1971-72	11-1	4-1	9-3	24-5	2,386	2,073	Frank McGuire
1910-11	1-0	0-1	0-0	1-1	36	56	None	1972-73	13-0	3-4	6-3	22-7	2,257	2,047	Frank McGuire
1911-12	2-2	1-2	0-0	3-4	161	154	James G. Driver	1973-74	14-1	5-1	3-3	22-5	2,062	1,766	Frank McGuire
1912-13	2-1	0-2	0-0	2-3	123	126	James G. Driver	1974-75	14-1	3-5	2-3	19-9	2,244	1,987	Frank McGuire
1913-14	5-0	0-4-1	0-0	5-4-1	202	265	John Blackburn	1975-76	10-3	5-4	3-2	18-9	2,122	1,957	Frank McGuire
1914-15	2-5	0-2	0-0	2-7	207	280	L.W. Hill	1976-77	11-5	2-6	1-1	14-12	1,818	1,785	Frank McGuire
1915-16	4-2	0-4	0-0	4-6	280	277	Charles C. Farrell	1977-78	12-5	2-5	2-2	16-12	1,947	1,894	Frank McGuire
1916-17	6-3	1-5	0-0	7-8	496	511	Dixon Foster	1978-79	10-4	2-6	3-2	15-12	2,049	1,920	Frank McGuire
1917-18	5-3	3-2	0-0	8-5	484	373	Dixon Foster	1979-80	13-5	2-4	1-2	16-11	2,033	1,969	Frank McGuire
1918-19	2-4	2-3	0-0	4-7	307	298	Dixon Foster	1980-81	13-3	4-5	0-2	17-10	2,201	2,094	Bill Foster
1919-20	6-5	1-6	0-0	7-11	416	485	Dixon Foster	1981-82	11-5	3-9	0-1	14-15	2,125	2,058	Bill Foster
1920-21	5-3	2-8	0-0	7-11	345	427	Sol Metzger	1982-83	17-3	3-6	2-0	22-9	2,241	2,058	Bill Foster
1921-22	4-2	2-9	1-1	7-12	480	526	Lana A. Sims	1983-84	9-4	1-10	2-2	12-16	1,877	1,876	Bill Foster
1922-23	4-2	2-10	0-1	6-13	408	514	Jack Crawford	1984-85	14-2	0-11	1-0	15-13	2,091	2,067	Bill Foster
1923-24	6-2	5-6	0-1	11-9	556	596	Jack Crawford	1985-86	9-5	1-9	2-2	12-16	2,072	2,054	Bill Foster
1924-25	6-1	4-5	0-1	10-7	496	482	Branch Bocock	1986-87	9-5	3-7	3-2	15-14	1,943	1,923	George Felton
1925-26	6-2	3-3	0-0	9-5	458	407	Branch Bocock	1987-88	12-1	4-8	3-1	19-10	2,189	2,082	George Felton
1926-27	8-1	4-2	2-1	14-4	655	492	Branch Bocock	1988-89	13-3	5-5	1-3	19-11	2,258	2,124	George Felton
1927-28	6-7	2-4	0-1	8-12	710	769	A. Burnet Stoney	1989-90	8-4	4-9	2-1	14-14	1,822	1,871	George Felton
1928-29	5-4	3-9	0-0	8-13	654	746	A.W. Norman	1990-91	12-3	4-7	4-3	20-13	2,271	2,124	George Felton
1929-30	4-5	2-5	0-0	6-10	420	568	A.W. Norman	1991-92	8-6	2-10	1-1	11-17	1,892	1,871	Steve Newton
1930-31	0-9	1-8	0-0	1-17	372	648	A.W. Norman	1992-93	6-7	2-8	1-3	9-18	2,080	2,223	Steve Newton
1931-32	6-3	3-4	0-0	9-7	445	416	A.W. Norman	1993-94	6-8	2-8	1-3	9-19	2,067	2,187	Eddie Fogler
1932-33	8-0	6-2	3-0	17-2	827	535	Billy Laval	1994-95	8-7	2-7	0-3	10-17	1,807	1,955	Eddie Fogler
1933-34	11-0	7-1	0-0	18-1	858	481	A.W. Norman	1995-96	16-2	1-8	2-2	19-12	2,428	2,280	Eddie Fogler
1934-35	11-1	4-7	0-1	15-9	809	691	A.W. Norman	1996-97	11-3	9-1	4-4	24-8	2,371	2,133	Eddie Fogler
1935-36	8-3	3-5	0-0	11-8	626	624	Ted Petoskey	1997-98	13-1	5-5	5-2	23-8	2,211	2,088	Eddie Fogler
1936-37	8-1	5-5	0-1	13-7	690	632	Ted Petoskey	1998-99	7-7	0-9	1-5	8-21	1,745	1,964	Eddie Fogler
1937-38	2-12	1-9	0-0	3-21	700	935	Ted Petoskey	1999-00	10-6	2-8	3-3	15-17	2,188	2,152	Eddie Fogler
1938-39	2-10	3-8	0-0	5-18	676	897	Ted Petoskey	2000-01	10-6	4-8	1-1	15-15	2,042	2,012	Eddie Fogler
1939-40	4-6	1-7	0-0	5-13	585	708	Ted Petoskey	2001-02	12-6	6-5	4-4	22-15	2,527	2,279	Dave Odom
1940-41	7-4	6-3	2-2	15-9	975	903	Frank Johnson	2002-03	11-4	1-11	0-1	12-16	2,383	1,883	Dave Odom
1941-42	8-2	4-7	0-0	12-9	896	867	Frank Johnson	2003-04	14-3	5-6	4-2	23-11	2,383	2,130	Dave Odom
1942-43	10-0	2-5	1-1	13-6	813	736	Rex Enright@	2004-05	16-3	1-9	3-1	20-13	2,263	2,132	Dave Odom
1943-44	9-1	4-1	0-0	13-2	890	600	Lt. Henry Findley	2005-06	10-6	7-7	6-2	23-15	2,575	2,379	Dave Odom
1944-45	11-2	7-0	1-1	19-3	1,271	751	Johnny McMillan	2006-07	10-7	4-8	0-1	14-16	1,941	2,063	Dave Odom
1945-46	6-6	3-5	0-0	9-11	931	891	Frank Johnson*	2007-08	8-9	3-6	3-3	14-18	2,314	2,276	Dave Odom
1946-47	10-2	5-6	1-1	16-9	1,346	1,214	Frank Johnson	2008-09	16-3	5-6	0-1	21-10	2,425	2,209	Darrin Horn
1947-48	7-5	5-6	0-0	12-11	1,331	1,266	Frank Johnson	2009-10	11-5	2-9	2-2	15-16	2,227	2,197	Darrin Horn
1948-49	6-3	4-7	0-2	10-12	1,250	1,287	Frank Johnson	2010-11	11-6	3-9	0-1	14-16	2,027	2,070	Darrin Horn
1949-50	8-1	5-8	0-0	13-9	1,219	1,192	Frank Johnson	2011-12	9-9	1-9	0-3	10-21	1,903	2,015	Darrin Horn
1950-51	9-2	4-9	0-1	13-12	1,665	1,522	Frank Johnson	2012-13	10-8	1-9	3-1	14-18	2,115	2,205	Frank Martin
1951-52	7-5	5-3	2-2	14-10	1,664	1,624	Frank Johnson	2013-14	9-7	1-11	4-2	14-20	2,323	2,376	Frank Martin
1952-53	6-5	4-7	1-1	11-13	1,664	1,811	Frank Johnson	2014-15	10-6	3-7	4-3	17-16	2,146	2,046	Frank Martin
1953-54	6-4	4-8	0-4	10-16	1,693	1,816	Frank Johnson	2015-16	16-3	5-5	4-1	25-9	2,583	2,357	Frank Martin
1954-55	4-8	6-8	0-1	10-17	2,043	2,158	Frank Johnson	2016-17	15-3	6-5	5-3	26-11	2,707	2,414	Frank Martin
1955-56	5-5	3-6	1-3	9-14	1,788	1,818	Frank Johnson	2017-18	10-5	4-8	3-3	17-16	2,313	2,277	Frank Martin
1956-57	8-2	5-8	4-2	17-12	2,374	2,272	Frank Johnson	2018-19	11-6	4-8	1-2	16-16	2,327	2,316	Frank Martin
1957-58	3-6	1-10	1-3	5-19	1,590	1,868	Frank Johnson	2019-20	12-5	6-6	0-2	18-13	2,275	2,156	Frank Martin
1958-59	3-6	1-8	0-6	4-20	1,477	1,670	Walt Hambrick	2020-21	3-6	2-7	1-2	6-15	1,523	1,662	Frank Martin
1959-60	5-5	2-10	3-1	10-16	1,914	2,066	Bob Stevens	2021-22	12-4	4-7	2-2	18-13	2,200	2,178	Frank Martin
1960-61	4-6	3-8	2-3	9-17	2,014	2,256	Bob Stevens	2022-23	7-8	4-8	0-5	11-21	2,059	2,324	Lamont Paris
1961-62	7-2	4-8	4-2	15-12	2,113	2,070	Bob Stevens	2023-24	14-3	8-3	4-2	26-8	2,450	2,297	Lamont Paris
1962-63	5-4	2-8	2-3	9-15	1,571	1,701	Chuck Noe	2024-25	10-8	1-10	1-2	12-20	2,333	2,286	Lamont Paris
1963-64	7-2	2-9	1-3	10-14	1,677	1,757	Dwane Morrison#	Totals	958-456	379-706-1	180-183	1,517-1,345-1	178,657	173,784	
1964-65	5-6	1-8	0-3	6-17	1,529	1,701	Frank McGuire	PERCENTAGES: Home (.678), Away (.349), Neutral (.496), Overall (.530)							
1965-66	4-4	6-7	1-2	11-13	1,543	1,604	Frank McGuire	* — Johnson (5-3) replaced Dick Anderson (4-8) at midseason							
1966-67	6-2	7-2	3-3	16-7	1,681	1,485	Frank McGuire	# — Morrison (4-8) replaced Chuck Noe (6-6) as acting coach at midseason							
1967-68	7-1	6-3	2-3	15-7	1,738	1,535	Frank McGuire	@ — Enright (10-6) replaced Johnson (2-0) at the start of the season							
1968-69	9-1	5-3	7-3	21-7	1,981	1,807	Frank McGuire	RECORD BY DECADES							
1969-70	9-2	11-0	5-1	25-3	2,073	1,606	Frank McGuire	Year Ending	Home	Away	Neutral	Overall	Pct.		
								1908-1910	0-4	0-0	0-0	0-4	.000		
								1911-1920	35-25	8-31-1	0-0	43-56-1	.435		
								1921-1930	54-29	29-61	3-6	86-96	.473		
								1931-1940	60-45	34-56	3-2	97-103	.485		
								1941-1950	82-26	45-48	5-7	132-81	.620		
								1951-1960	56-48	35-77	12-24	103-149	.409		
								1961-1970	63-30	47-56	27-26	137-112	.550		
								1971-1980	119-25	33-40	37-23	189-88	.682		
								1981-1990	115-35	28-79	16-14	159-128	.554		
								1991-2000	97-50	29-71	22-29	148-150	.497		
								2001-2010	118-52	38-75	23-18	179-145	.552		
								2010-2020	113-58	34-77	24-21	171-156	.522		
								2020-2025	46-29	19-35	8-13	73-77	.487		



# ALL-TIME RECORDS VERSUS OPPONENTS

Opponent	First Meeting	Last Meeting	Home	Away	Neut.	Overall
Air Force	1966-67	1966-67	0-0	0-0	1-0	1-0
Akron	2013-14	2014-15	1-0	0-0	1-1	2-1
Alabama	1922-23	2024-25	12-11	2-18	2-7	16-36
Alabama A&M	2009-10	2009-10	1-0	0-0	0-0	1-0
Alabama-Birmingham	1985-86	1992-93	1-0	0-1	1-0	2-1
Alaska-Anchorage	1990-91	2005-06	0-0	2-0	0-0	2-0
Allen	2021-22	2021-22	1-0	0-0	0-0	1-0
Appalachian State	2002-03	2012-13	4-0	0-0	0-0	4-0
Arizona State	1982-83	1982-83	0-0	0-1	0-0	0-1
Arkansas	1991-92	2024-25	9-8	6-12	3-4	18-24
Arkansas Little-Rock	2012-13	2012-13	0-0	0-0	1-0	1-0
Armstrong State	1982-83	1986-87	2-0	0-0	0-0	2-0
Army	1968-69	2021-22	1-0	0-0	0-1	1-1
Assumption	1965-66	1974-75	0-0	1-0	1-0	2-0
Auburn	1929-30	2024-25	8-15	8-14	3-4	19-33
Auburn-Montgomery	1979-80	1979-80	1-0	0-0	0-0	1-0
Augusta College	1984-85	1990-91	4-0	1-0	0-0	5-0
Baldwin Wallace	1962-63	1962-63	1-0	0-0	0-0	1-0
Ball State	2001-02	2001-02	1-0	0-0	0-0	1-0
Baylor	2006-07	2016-17	0-3	2-1	1-0	3-4
Belmont	1997-98	1997-98	1-0	0-0	0-0	1-0
Biscayne	1978-79	1982-83	3-0	1-0	1-0	5-0
Boise State	2013-14	2013-14	0-0	0-0	0-1	0-1
Boston College	1971-72	2024-25	0-1	1-1	1-0	2-2
Boston University	1979-80	1919-20	1-1	1-0	0-0	2-1
Bowling Green	1947-48	1948-49	0-0	0-2	0-0	0-2
Bradley	1946-47	1962-63	0-0	0-2	0-0	0-2
Brigham Young	1990-91	1993-94	0-0	0-0	1-1	1-1
Brooklyn College	1982-83	1982-83	0-0	0-0	1-0	1-0
Brown	1981-82	1981-82	1-0	0-0	0-0	1-0
Bucknell	1958-59	1974-75	1-0	0-0	0-1	1-1
California	1971-72	1971-72	0-0	0-0	1-0	1-0
Cal-Irvine	2006-07	2007-08	1-0	0-1	0-0	1-1
Cal-Poly Pomona	1976-77	1976-77	1-0	0-0	0-0	1-0
Campbell	1983-84	2007-08	6-1	0-0	0-0	6-1
Canisius	1962-63	1974-75	2-0	0-1	0-0	2-1
Catholic	1922-23	1924-25	1-0	0-1	0-0	1-1
Centenary	1960-61	1961-62	0-0	1-1	0-0	1-1
Central Florida	1984-85	1985-86	2-0	0-0	0-0	2-0
Chaminade	1981-82	2001-02	0-0	0-1	2-0	2-1
Chattanooga	1997-98	1997-98	0-0	0-0	1-0	1-0
Charleston Southern	1977-78	2023-24	8-1	0-0	0-0	8-1
Cincinnati	1967-68	2005-06	8-0	4-5	2-2	14-7
The Citadel	1913-14	2008-09	48-9	28-13	0-1	76-23
Clemson	1912-13	2024-25	56-30	34-48	3-3	93-81
Cleveland State	1980-81	1919-20	1-1	0-0	0-0	1-1
Coastal Carolina	1988-89	2021-22	3-1	0-1	0-0	3-2
Coker	2014-15	2014-15	1-0	0-0	0-0	1-0
College of Charleston	1916-17	2008-09	15-0	11-2	1-0	27-2
Colorado State	2001-02	2022-23	1-0	0-1	0-1	1-2
Columbia	1979-80	1979-80	1-0	0-0	0-0	1-0
Connecticut	1974-75	2000-01	0-0	0-1	1-0	1-1
Coppin State	1996-97	1996-97	0-0	0-0	0-1	0-1
Cornell	1970-71	2014-15	0-0	0-0	2-0	2-0
Creighton	1971-72	1973-74	1-0	1-0	0-0	2-0
Dartmouth	1979-80	1979-80	1-0	0-0	0-0	1-0
Davidson	1909-10	2022-23	24-10	8-9	7-10	39-29
Dayton	1973-74	1974-75	2-0	0-0	0-0	2-0
Delaware	1978-79	1978-79	0-0	0-0	0-1	0-1
Delaware State	2010-11	2010-11	1-0	0-0	0-0	1-0
Denver	1953-54	1953-54	0-0	0-0	0-1	0-1
DePaul	1961-62	2023-24	2-1	0-3	2-0	4-4
Depauw	1972-73	1973-74	2-0	0-0	0-0	2-0
Detroit-Mercy	2005-06	2005-06	1-0	0-0	0-0	1-0
Drake	1974-75	1974-75	0-0	0-0	0-1	0-1
Drexel	2015-16	2015-16	1-0	0-0	0-0	1-0
Duke	1920-21	2016-17	13-18	5-30	2-8	20-56
Duquesne	1950-51	1977-78	2-0	1-2	0-0	3-2
East Carolina	1968-69	2024-25	4-3	3-2	1-1	8-6
East Tennessee State	1978-79	2002-03	4-2	1-1	0-0	5-3
Eastern Kentucky	1973-74	1973-74	0-0	0-0	1-0	1-0
Eastern Michigan	2022-23	2022-23	1-0	0-0	0-0	1-0
Eckerd	1986-87	1986-87	1-0	0-0	0-0	1-0
Elon	1966-67	2023-24	2-0	0-1	1-0	3-1
Erskine	1931-32	1969-70	18-1	7-1	0-0	25-2
Fielding	1971-72	1977-78	2-0	0-0	1-0	3-0
Florida	1925-26	2024-25	16-25	10-23	3-2	29-50
Florida A&M	2020-21	2023-24	2-0	0-0	0-0	2-0
Florida International	1984-85	2017-18	3-0	1-0	0-0	4-0
Florida Tech	1992-93	1992-93	1-0	0-0	0-0	1-0
Florida Southern	1964-65	1979-80	2-0	1-1	0-0	3-1
Florida State	1959-60	2021-22	5-8	7-6	3-2	15-16
Fordham	1970-71	1976-77	3-0	3-0	0-1	6-1
Francis Marion	2015-16	2015-16	1-0	0-0	0-0	1-0
Fredonia State	1978-79	1978-79	0-0	0-0	1-0	1-0
Furman	1908-09	2022-23	49-20	23-31	0-2	72-53
Gardner-Webb	2003-04	2019-20	3-0	0-0	0-0	3-0
George Mason	1981-82	2007-08	1-0	0-0	0-1	1-1
George Washington	1940-41	2023-24	5-4	2-4	2-2	9-10
Georgetown	1922-23	2022-23	2-1	1-3	0-0	3-4
Georgia	1921-22	2024-25	38-21	23-35	3-6	64-62

Opponent	First Meeting	Last Meeting	Home	Away	Neut.	Overall
Georgia Southern	1964-65	2009-10	12-3	0-0	0-0	12-3
Georgia State	1981-82	1985-86	4-0	0-0	0-0	4-0
Georgia Tech	1921-22	2015-16	8-10	9-14	1-1	18-25
Gonzaga	2016-17	2016-17	0-0	0-0	0-1	0-1
Grand Canyon	2023-24	2023-24	0-0	0-0	1-0	1-0
Guilford	1917-18	1922-23	0-0	1-1	0-0	1-1
Hamline	1961-62	1961-62	0-0	0-0	1-0	1-0
Hartford	1984-85	1984-85	1-0	0-0	0-0	1-0
Harvard	1976-77	1978-79	2-0	0-0	0-0	2-0
Hawaii	1981-82	1981-82	0-0	0-1	0-0	0-1
High Point	2015-16	2015-16	1-0	0-0	0-0	1-0
Hofstra	1975-76	2015-16	3-0	2-0	1-0	6-0
Holy Cross	1982-83	2016-17	2-0	0-0	0-0	2-0
Houston	1970-71	2020-21	2-1	0-3	1-0	3-4
Idaho	1982-83	200-304	2-0	0-0	0-0	2-0
Illinois	1972-73	1978-79	0-1	0-1	1-0	1-2
Illinois State	2017-18	2017-18	0-0	0-0	0-1	0-1
Indiana	1972-73	2024-25	1-0	0-2	0-1	1-3
Iona	1980-81	1986-87	0-0	0-1	1-1	1-1
Iowa	1971-72	1984-85	0-1	0-0	1-1	0-3
Iowa State	2014-15	2014-15	0-0	0-0	1-0	1-0
Jacksonville	1978-79	2012-13	4-1	0-0	0-0	4-1
Jacksonville State	2008-09	2010-11	2-0	0-0	0-0	2-0
Kansas	2004-05	2006-07	0-1	0-1	0-0	0-2
Kansas State	1989-90	1989-90	0-0	0-0	1-0	1-0
Kent State	1975-76	1975-76	1-0	0-0	0-0	1-0
Kentucky	1927-28	2024-25	10-21	3-30	2-4	15-55
Kentucky Wesleyan	1954-55	1963-64	0-0	1-1	0-0	1-1
Lafayette	1959-60	1973-74	2-0	0-0	1-0	3-0
Lander	1988-89	2016-17	2-0	0-0	0-0	2-0
La Salle	1968-69	2009-10	0-0	0-0	2-1	2-1
Lawrence Tech	1948-49	1948-49	0-0	0-1	0-0	0-1
Lenoir Rhyne	1961-62	1961-62	0-0	1-0	0-0	1-0
Liberty	2020-21	2020-21	0-0	0-0	0-1	0-1
Limestone	2017-18	2017-18	1-0	0-0	0-0	1-0
Lipscomb	2006-07	2015-16	2-0	0-1	0-0	2-1
Long Island	1950-51	1969-70	0-0	0-0	1-1	1-1
Longwood	2009-10	2013-14	2-0	0-0	0-0	2-0
Louisiana State (LSU)	1974-75	2024-25	9-10	7-10	4-0	20-20
Louisiana Tech	1960-61	2016-17	1-0	0-0	1-0	2-0
Louisville	1963-64	2005-06	3-4	1-8	1-1	5-13
Loyola (Ill.)	1985-86	1986-87	1-0	1-0	0-0	2-0
Loyola (Md.)	1982-83	1982-83	1-0	0-0	0-0	1-0
Lynchburg	1922-23	1922-23	0-0	0-1	0-0	0-1
Maine	1978-79	1979-80	1-0	0-1	0-0	1-1
Manhattan	1971-72	2013-14	4-2	0-0	2-1	6-3
Marshall	1937-38	2014-15	4-1	1-1	0-0	5-2
Marquette	1966-67	2016-17	2-5	2-6	1-1	5-12
Maryland	1924-25	2004-05	13-10	6-20	8-1	27-31
Maryland-Eastern Shore	1985-86	1985-86	1-0	0-0	0-0	1-0
Massachusetts	1992-93	2019-20	1-0	1-1	0-0	2-1
Memphis	1961-62	2016-17	5-4	0-9	1-6	6-19
Mercer	1917-18	2024-25	5-1	0-1	0-0	5-2
Miami (Fla.)	1948-49	2009-10	1-0	2-5	0-1	3-6
Michigan	1961-62	2018-19	1-1	1-2	1-0	3-3
Michigan State	1941-42	2010-11	1-0	1-3	0-1	2-4
Middle Tennessee State	1985-86	1985-86	0-0	0-0	0-1	0-1
Millwaukee (UW)	2012-13	2012-13	1-0	0-0	0-0	1-0
Minnesota	1977-78	1978-79	1-0	1-0	0-0	2-0
Mississippi (Ole Miss)	1960-61	2024-25	13-5	5-15	6-6	24-26
Mississippi State	1991-92	2024-25	12-11	5-17	2-3	19-31
Mississippi Valley State	2011-12	2011-12	1-0	0-0	0-0	1-0
Missouri	2012-13	2024-25	6-2	2-8	1-0	9-10
Missouri-St. Louis	1983-84	1983-84	1-0	0-0	0-0	1-0
Missouri State	2012-13	2012-13	0-0	0-0	1-0	1-0
Monmouth	2005-06	2016-17	1-0	0-0	1-0	2-0
Morgan State	2012-13	2012-13	1-0	0-0	0-0	1-0
Navy	1924-25	2003-04	1-0	0-1	0-0	1-1
Nebraska	1975-76	1976-77	1-0	0-1	0-0	1-1
Nevada	1971-72	2004-05	4-0	1-1	0-0	5-1
Nevada-Las Vegas	1990-91	1990-91	0-0	0-0	1-0	1-0
New Mexico	1969-70	1969-70	0-0	0-0	1-0	1-0
New York	1957-58	1965-66	0-0	0-2	0-0	0-2
Newberry	1910-11	1954-55	21-8	11-12	0-0	32-20-1
Niagara	1971-72	1974-75	2-0	1-0	1-0	4-0
Norfolk State	2015-16	2018-19	2-0	0-0	0-0	2-0
North Alabama	2019-20	2019-20	1-0	0-0	0-0	1-0
North Carolina	1917-18	2011-12	7-16	7-22	7-20	21-58
North Carolina A&T	2014-15	2014-15	1-0	0-0	0-0	1-0
N.C.-Asheville	1980-81	2014-15	8-2	0-0	0-0	8-2
N.C.-Charlotte	1996-97	2014-15	1-0	0-2	1-0	2-2
N.C.-Central	2008-09	2008-09	1-0	0-0	0-0	1-0
N.C.-Greensboro	1995-96	2005-06	2-0	0-0		