

RADFORD MEN'S BASKETBALL

2025-26 MEN'S BASKETBALL GAME NOTES

SOUTH CAROLINA • NOV. 18, 2025 • WRAD 101.7 FM • SECN+ • COLUMBIA, S.C.

2025-26 SCHEDULE & RESULTS

OVERALL RECORD: 2-3

Big South: 0-0 | Non-Conference: 2-3 | Postseason: 0-0

Home: 2-0 | Away: 0-1 | Neutral: 0-2

OCTOBER (1)29th **Bridgewater ^** W, 95-56**NOVEMBER (9)**3rd **Western Illinois** W, 80-757th **West Virginia Wesleyan** W, 99-61

11th at #18 North Carolina L, 74-89

15th vs. Wright State @ L, 59-92

16th vs. Cleveland State @ L, 82-87

18th at South Carolina SECN+ 7:00 PM

21st **UNC Wilmington** ESPN+ 7:00 PM

24th at SMU ACCNX 8:00 PM

29th **Notre Dame of Maryland** ESPN+ 2:30 PM**DECEMBER (7)**3rd **Southern Miss** ESPN+ 7:00 PM7th **Saint Francis** ESPN+ 2:30 PM14th **Coppin State** ESPN+ 2:30 PM

18th at William & Mary FloSports 7:00 PM

21st **VMI** ESPN+ 2:30 PM28th **Shenandoah** ESPN+ 2:30 PM

31st at USC Upstate * ESPN+ 7:00 PM

JANUARY (8)7th **Presbyterian *** ESPN+ 7:00 PM10th **UNC Asheville *** ESPN+ 2:30 PM

14th at Gardner-Webb * ESPN+ 7:00 PM

17th **Longwood *** ESPN+ 2:30 PM

21st at Winthrop * ESPN+ 6:30 PM

24th **High Point *** ESPN+ 4:30 PM

29th at Charleston Southern * ESPN+ 7:00 PM

31st at Presbyterian * ESPN+ 2:00 PM

FEBRUARY (7)4th **Winthrop *** ESPN+ 7:00 PM

7th at High Point * ESPN+ 7:00 PM

14th **Charleston Southern *** ESPN+ 2:30 PM19th **Gardner-Webb *** ESPN+ 7:00 PM

21st at UNC Asheville * ESPN+ 4:30 PM

26th **USC Upstate *** ESPN+ 7:00 PM

28th at Longwood * ESPN+ 3:00 PM

MARCH (1)

4th-8th Big South Tournament ESPN+ TBD

SCHEDULE KEY

All times Eastern, subject to change

Home games in bold

TV Networks subject to change

@ - Hosted by The Greenbrier (White Sulphur Springs, W.Va.)

^ - Exhibition | * - Big South Conference game

! - Senior Day | # - Big South Tournament

RADFORD HIGHLANDERS

VS

**SOUTH CAROLINA GAMECOCKS****TEAM STATS (2025-26)**

Points Per Game	78.8
Opp. Points Per Game	80.8
Shooting %	43.2%
3-Point Shooting %	26.3%
Rebounds Per Game	39.8
Assists Per Game	12.8
Turnovers Per Game	13.2

RADFORD Head Coach: Zach Chu

Record at Radford: 2-3 (1st Season)

2025-26 Record: 2-3 (0-0 Big South)

TEAM STATS (2025-26)

85.0	Points Per Game
70.7	Opp. Points Per Game
43.5%	Shooting %
38.0%	3-Point Shooting %
38.7	Rebounds Per Game
19.0	Assists Per Game
11.3	Turnovers Per Game

SOUTH CAROLINA Head Coach: Lamont Paris

Record at South Carolina: 52-49 (2nd Season)

2025-26 Record: 3-0 (0-0 SEC)

KEY STORYLINES

BIG BENCH MINUTES: With Tuesday being the Highlanders' third game in four days, going to the roster's bench depth may be necessary when facing the well-rested Gamecocks who last played on Wednesday, November 12th. Off the bench this season for Radford, the Highlanders have gotten great showings from Brennan Rigsby Jr. and Lukas Walls.

Most recently, Walls played a huge role for Radford this previous weekend at the Skechers Greenbrier Tip-Off. Walls helped Radford navigate foul trouble with 13 bench points on 3-of-4 shooting with a pair of threes and six rebounds. Rigsby Jr. has also been a valuable call from the bench this season averaging 5.4 ppg with eight point showings against Western Illinois and Cleveland State.

A LOOK BACK: The Highlanders and Gamecocks meet for a second straight season and for the fifth time in program history Tuesday night. South Carolina has won the previous four match ups, all coming in Columbia, S.C. Last season, Radford put a scare in their SEC foes with a 36-30 lead at halftime. That lead fizzled away, however, as South Carolina stormed back in the eventual 74-48 finish.

RADFORD'S 2025-26 LEADERS**POINTS PER GAME**

1. Dennis Parker Jr.	16.4 ppg
2. Del Jones	15.4 ppg
3. Jaylon Johnson	9.2 ppg
4. Tyson Brown	8.0 ppg
5. Mari Jordan	6.8 ppg

REBOUNDS PER GAME

1. Tyson Brown	8.0 rpg
2. Dennis Parker Jr.	5.2 rpg
t3. Mari Jordan	3.6 rpg
t3. Frederik Erichsen	3.6 rpg
5. Lukas Walls	3.0 rpg

TOTAL ASSISTS

1. Del Jones	19
2. Jaylon Johnson	18
3. Dennis Parker Jr.	7
4. Brennan Rigsby Jr.	6
5. Frederik Erichsen	5

TOTAL STEALS

1. Dennis Parker Jr.	8
2. Jaylon Johnson	7
3. Frederik Erichsen	3
t4. Del Jones	3
t4. Lukas Walls	3
t4. Tyson Brown	3
t4. Louie Jordan	3

FIELD GOAL PERCENTAGE (MIN. 20 ATTEMPTS)

1. Tyson Brown	.783
2. Dennis Parker Jr.	.463
3. Mari Jordan	.458
4. Del Jones	.409
5. Brennan Rigsby Jr.	.375

HIGHLANDERS' PROJECTED STARTING FIVE


3 - Jaylon Johnson
5 GS | 26.6 mpg
9.2 ppg | 2.0 rpg
18 AST | 7 STL




5 - Mari Jordan
5 GS | 16.0 mpg
6.8 ppg | 3.6 rpg
4 AST | 2 STL



10 - Del Jones
5 GS | 29.2 mpg
15.4 ppg | 2.6 rpg
19 AST | 3 STL



11 - Dennis Parker Jr.
5 GS | 25.8 mpg
16.4 ppg | 5.2 rpg
7 AST | 8 STL



21 - Tyson Brown
5 GS | 26.2 mpg
8.0 ppg | 8.0 rpg
3 STL | 8 BLK

ROSTER BREAKDOWN

CLASS

Graduates (2): Brennan Rigsby Jr., Tyson Brown

Seniors (2): Jaylon Johnson, Louie Jordan

Juniors (3): Mari Jordan, Dennis Parker Jr., Lukas Walls

Sophomores (2): Zion Walker, Del Jones

Freshman (4): Frederik Erichsen, Gabriel Ferreira, Warren Keel Jr., Diogo Alves

POSITION

Guard (10): Zion Walker, Jaylon Johnson, Brennan Rigsby Jr., Mari Jordan, Del Jones, Dennis Parker Jr., Bradley Land, Lukas Walls, Warren Keel Jr., Diogo Alves

Forward (3): Louie Jordan, Frederik Erichsen, Tyson Brown

Center (1): Gabriel Ferreira

HOME STATE/COUNTRY

Colorado (1): Brennan Rigsby Jr.

Georgia (1): Mari Jordan

Maryland (1): Del Jones

Massachusetts (1): Warren Keel Jr.

North Carolina (1): Zion Walker

Oregon (1): Diogo Alves

Tennessee (1): Lukas Walls

Texas (2): Bradley Land, Jaylon Johnson

Virginia (2): Dennis Parker Jr., Tyson Brown

Brazil (1): Gabriel Ferreira

Denmark (1): Frederik Erichsen

England (1): Louie Jordan

2024-25 RETURNING

2024-25 Record (Big South): 20-13 (9-7, 4th)

Home, Away, Neutral: 10-3, 7-9, 3-1

Starters Returning/Lost: 0/5

Newcomers: 13

Minutes Returning/Lost: 4% / 96%



NUMERICAL ROSTER

No.	Name	Cl.	Pos.	Ht.	Wt.	Hometown Previous School
01	Zion Walker	So.	G	6-2	190	Burlington, N.C./The Burlington School
03	Jaylon Johnson	Sr.	G	6-0	165	Houston, Texas/Tennessee Tech
04	Brennan Rigsby Jr.	Gr.	G	6-3	195	De Beque, Colo./Minnesota
05	Mari Jordan	r-So.	G	6-5	187	Atlanta, Ga./Tulane
06	Louie Jordan	Sr.	F	6-9	220	Leicester, England/UMBC
07	Frederik Erichsen	Fr.	F	6-9	220	Copenhagen, Denmark
10	Del Jones	So.	G	6-3	185	Landover, Md./Clemson
11	Dennis Parker Jr.	Jr.	G	6-6	218	Richmond, Va./N.C. State
12	Gabriel Ferreira	Fr.	C	6-10	220	Paulista-Pernambuco, Brazil/NBA Academy
13	Bradley Land	r-Jr.	G	6-6	220	Dallas, Texas/Colorado Christian
21	Tyson Brown	Gr.	F	6-9	225	Virginia Beach, Va./Georgia Southern
24	Lukas Walls	Jr.	G	6-5	200	Knoxville, Tenn./Samford
30	Warren Keel Jr.	Fr.	G	6-0	170	Lynn, Mass./Putnam Science Academy
31	Diogo Alves	Fr.	G	6-2	169	Tualatin, Ore./Tualatin HS

ALPHABETICAL ROSTER

No.	Name	Cl.	Pos.	Ht.	Wt.	Hometown Previous School
31	Diogo Alves	Fr.	G	6-2	169	Tualatin, Ore./Tualatin HS
21	Tyson Brown	Gr.	F	6-9	225	Virginia Beach, Va./Georgia Southern
07	Frederik Erichsen	Fr.	F	6-9	220	Copenhagen, Denmark
12	Gabriel Ferreira	Fr.	C	6-10	220	Paulista-Pernambuco, Brazil/NBA Academy
03	Jaylon Johnson	Sr.	G	6-0	165	Houston, Texas/Tennessee Tech
10	Del Jones	So.	G	6-3	185	Landover, Md./Clemson
06	Louie Jordan	Sr.	F	6-9	220	Leicester, England/UMBC
05	Mari Jordan	r-So.	G	6-5	187	Atlanta, Ga./Tulane
30	Warren Keel Jr.	Fr.	G	6-0	170	Lynn, Mass./Putnam Science Academy
13	Bradley Land	r-Jr.	G	6-6	220	Dallas, Texas/Colorado Christian
11	Dennis Parker Jr.	Jr.	G	6-6	218	Richmond, Va./N.C. State
04	Brennan Rigsby Jr.	Gr.	G	6-3	195	De Beque, Colo./Minnesota
01	Zion Walker	So.	G	6-2	190	Burlington, N.C./The Burlington School
24	Lukas Walls	Jr.	G	6-5	200	Knoxville, Tenn./Samford

STAFF

Head Coach: Zach Chu

Record at Radford: 2-3 (1st Season)

Overall Record: 2-3

Associate Coach: Marcus Jenkins

Assistant Coach: Jordan Surenkamp

Assistant Coach: Josh Adel

Assistant Coach: Conor Dow

Assistant Coach: David Watkins

General Manager: Charlie Anderson

Director of Scouting: Brady Baker

Operations Specialist: Chase Ridenour

Operations Specialist: Jack Feld

Graduate Assistant: Spencer Aaron

Strength & Conditioning Coach: RJ Goubeaux

Athletic Trainer: Abby Federici

Academic Advisor: Maggie Hinson

PRONUNCIATION GUIDE

Mari Jordan

Marr-ee

Gabriel Ferreira

Fuh-rare-uh

Diogo Alves

Dee-oh-go

Ahl-ves

Jordan Surenkamp

Sure-en-camp

Josh Adel

Uh-dell

Conor Dow

Rhymes with "Cow"

Chase Ridenour

Rid-ehn-or

RADFORD ATHLETICS COMMUNICATIONS/MULTIMEDIA STAFF

Greg Wolfe

Assistant AD, Strategic Comms

Email: gwolfe4@radford.edu

(Ninth Season)

Collin Perry

Communications Coordinator

Email: cperry35@radford.edu

(First Season)

Matthew Maldonado

Communications Coordinator

Email: mhmaldonado@radford.edu

(Second Season)

Brian Yohe

Director of Video

Email: byohe2@radford.edu

(Fourth Season)

Rick Watson

Director of Broadcasting

Email: rwatson16@radford.edu

(25th Season)

THE 2025-26 SEASON BY THE BEAT

GOOD LOOKS ON NATIONAL STAGE

In Radford's first big test of the season, the team played hard at #18 North Carolina with a big run early that gave the team a lead over the Tar Heels. The 74 points scored were the most by a Radford squad against a ranked opponent in over 10 years and the most ever against North Carolina over four games played in the series history. Dennis Parker Jr. led the scoring with 23 points, followed closely by Del Jones' 22, as Radford tied North Carolina's physicality with an even 30 points each in the paint.

FIRST OPENER WIN SINCE 2015-16

Radford's win over Western Illinois was the program's first in a season opener against a Division I opponent since the 2015-16 season. Del Jones dropped a career-high 22 points in his first game as a Highlander while Radford outscored Western Illinois in the fastbreak, paint and off the bench. In the 2015-16 opener, the Mike Jones-led Highlanders upset Georgetown on the road in overtime.

CHU WASTES NO TIME FOR WIN #1

Head Coach Zach Chu wasted no time claiming his first victory, defeating Western Illinois in Radford's season opener 80-75. The Highlanders burst out ahead early and staved off a late run from the Leathernecks to hold on in front of a solid crowd. The victory was Radford's first in the season opener over a Division I opponent since 2015.

JOHNSON'S PRESEASON HONORS

Following his honors as an Ohio Valley all-conference first-team member, Johnson was tabbed to the Big South's preseason all-conference first-team prior to the start of the season. The senior joined Radford for the 2025-26 campaign bringing with him an impressive stat line of 14.3 ppg, 4.8 apg and 35.2 mpg. Johnson scored in double figures in 25 games while leading the conference in assists, the first Tennessee Tech player to do so since the 2011-12 season.

START OF A NEW ERA

Radford Men's Basketball Head Coach Zach Chu is entering his first season in the role after being named the ninth head coach in program history on March 16th, 2025. In the offseason, Chu orchestrated the complete overhaul of the roster bringing in 13 newcomers to the roster while adding a wealth of coaching talent that includes Marcus Jenkins (Associate), Jordan Surenkamp (Assistant), Josh Adel (Assistant), Conor Dow (Assistant), David Watkins (Assistant) and Brady Baker (Director of Scouting).

LAST TIME OUT: RADFORD 82, CLEVELAND ST. 87 - THE GREENBRIER - 11.16.25



Official Basketball Box Score - Final
Cleveland St. at Radford
11/16/25 Colonial Hall at The Greenbrier, White Sulphur Springs
2025-26 Men's Basketball

Game Time: 2:30 PM
Game Duration: 2:19
Attendance: 459

Officials: Mason Siler, Bobby Linberger, Josh White

Cleveland St. - 87

Record: 1-0

NO.	Name	Min	FG	3P	FT	Rebounds	Fouls	TP	AS	ST	Blocks	+/
			M-A	M-A	M-A	OR DR TOT	PF PD				BS BA	
7	Dayan Nessah	28:12	6-11	0-0	8-13	1 7 8	5 9	20	1	4	1 0	1 2
22	Josiah Harris	36:43	5-9	4-6	2-4	4 11 15	3 4	16	4	1	2 0	1 -2
0	Foster Wonders	26:06	3-7	2-6	1-3	0 4 4	5 1	9	1	1	1 0	0 14
2	Jadon Lipscomb	12:18	0-4	0-4	0-0	0 2 2	2 0	0	1	1	1 0	0 -5
3	Tre Beard	33:15	3-10	2-7	7-9	0 1 1	2 7	15	6	3	1 0	0 7
4	Preist Ryan	25:57	2-4	0-0	4-5	2 3 5	3 4	8	2	2	0 1	0 10
1	Chevalier Emery	19:01	3-3	1-1	6-11	0 1 1	1 6	13	2	1	1 0	0 5
15	Ivan Spivov	03:11	0-0	0-0	0-0	0 0 0	0 0	0	0	1	0 0	0 -4
24	Kamari Jones	02:25	0-2	0-1	0-0	0 0 0	1 0	0	0	0	0 0	0 -5
23	Manny Hill	12:52	2-4	0-1	2-2	0 2 2	1 1	6	1	0	1 0	0 3
Team						3 2 5	0 0	0	2			
Totals			24-54	9-26	30-46	10 33 43	23 32	87	18	16	8 1	2 5

Major Fouls: NONE

Shooting By Period		
1st FG%	10-29	34.5%
3PT%	5-18	27.8%
FT%	11-15	73.3%
2nd FG%	14-25	56.0%
3PT%	4-8	50.0%
FT%	19-31	61.3%
GM FG%	24-54	44.4%
3PT%	9-26	34.6%
FT%	30-46	65.2%

Dead Ball Rebounds: 10, 0

Radford - 82

Record: 0-1

NO.	Name	Min	FG	3P	FT	Rebounds	Fouls	TP	AS	ST	Blocks	+/
			M-A	M-A	M-A	OR DR TOT	PF PD				BS BA	
21	Tyson Brown	32:51	4-6	0-0	3-8	7 6 13	4 5	11	0	2	1 1	0 -6
3	Jaylon Johnson	20:21	2-6	2-4	0-0	1 0 1	5 0	6	4	1	0 0	0 8
5	Mari Jordan	16:46	3-6	0-2	2-2	1 3 4	1 3	4	0	0	0 0	0 10
10	Del Jones	37:03	8-18	1-4	2-3	1 4 5	4 3	19	5	5	1 0	0 -4
11	Dennis Parker, Jr.	26:16	5-16	0-4	5-8	2 4 6	4 6	15	2	4	3 0	0 -6
4	Brennan Rigsby	24:31	3-10	1-7	1-1	2 1 3	4 1	8	0	0	2 0	0 -14
6	Louie Jordan	12:03	0-5	0-0	0-0	1 1 2	3 0	0	0	2	0 1	0 -3
7	Frederick Erichsen	09:14	0-3	0-1	2-2	2 2 4	0 2	2	0	1	0 1	4
24	Lukas Walls	20:55	3-4	2-3	5-6	3 3 6	3 4	13	0	0	0 0	0 -14
Team						1 1 2	0 0	0	0			
Totals			28-74	6-30	20-30	21 25 46	32 23	82	11	15	7 2	1 -5

Major Fouls: NONE

Shooting By Period		
1st FG%	17-35	48.6%
3PT%	5-14	35.7%
FT%	10-12	83.3%
2nd FG%	11-39	28.2%
3PT%	1-6	6.3%
FT%	10-18	55.6%
GM FG%	28-74	37.8%
3PT%	6-30	20.0%
FT%	20-30	66.7%

Dead Ball Rebounds: 2, 1

	CSU	RADF
Biggest lead	5 (1 st 18:35)	17 (1 st 0:52)
Best Scoring Run	9 (2 nd 3:06)	15 (1 st 14:32)
Lead Changes	2	2

PLAY BY PLAY

After Cleveland State came out with a 5-0 lead, Radford showcased a renewed energy scoring 15 unanswered points. Mari Jordan got things started with 4 quick points as Jaylon Johnson, Dennis Parker Jr. and Jones all added makes in the run. A tough and-one look from Brennan Rigsby Jr. kept things chugging along and a tip-in by Rigsby Jr. made it 22-10 Radford.

Jones scored four of Radford's next five points while Walls hit his first triple of the game making it a 30-15 lead. Free throws took over the next segment of the game as the next six points came from the charity stripe. Layups by Brown and Parker Jr. got Radford back in rhythm until the under four media. Up 41-29 after another three from Rigsby Jr., Radford got another run going thanks to six paint points from Jones and Jordan. Radford's lead was now 49-32, their biggest of the day, only slightly cut down by a three from the Vikings at the very end of the half.

Out of the break, Radford reestablished its 17-point lead thanks to free throws from Parker Jr. and a second chance make from Brown. At the 16:11 mark another second chance make from Brown put Radford up 57-41. For the next five minutes, though, Radford had its first crucial scoring drought of the second half. The Vikings clawed back into the game with six unanswered points primarily coming from the free throw line. Radford's next floor make wouldn't come until the 11:53 mark as Brown added more points that had Radford up 60-50.

A free throw by Parker Jr. put Radford up 74-64 with 5:14 to play, their last double-digit lead of the game. A 9-0 run by the Vikings pulled the game to its closest margin since the opening minutes. A quick three and jumper gave Cleveland State its first lead also for the first time since the opening minutes. Radford would get multiple looks in the final minutes of the game to try and salvage the final, but Cleveland State made it out on top in the 87-82 finish.

LEADERS AGAINST CLEVELAND STATE (11/16/2025)



POINTS



Del Jones
19 Points

REBOUNDS



Tyson Brown
13 Rebounds

ASSISTS



Del Jones
5 Assists

MINUTES



Del Jones
37 Minutes



2025-26 GAME-BY-GAME LEADERS













GAME-BY-GAME STARTERS

Opponent	1	2	3	4	5
Western Illinois	Johnson	M. Jordan	Jones	Parker Jr.	Brown
West Virginia Wesleyan	Johnson	M. Jordan	Jones	Parker Jr.	Brown
@#18 North Carolina	Johnson	M. Jordan	Jones	Parker Jr.	Brown
vs. Wright State	Johnson	M. Jordan	Jones	Parker Jr.	Brown
vs. Cleveland State	Johnson	M. Jordan	Jones	Parker Jr.	Brown
@South Carolina	-	-	-	-	-
UNC Wilmington	-	-	-	-	-
@SMU	-	-	-	-	-
Notre Dame of Maryland	-	-	-	-	-
Southern Miss	-	-	-	-	-
Saint Francis	-	-	-	-	-
Coppin State	-	-	-	-	-
@William & Mary	-	-	-	-	-
VMI	-	-	-	-	-
Shenandoah	-	-	-	-	-
@USC Upstate	-	-	-	-	-
Presbyterian	-	-	-	-	-
UNC Asheville	-	-	-	-	-
@Gardner-Webb	-	-	-	-	-
Longwood	-	-	-	-	-
@Winthrop	-	-	-	-	-
High Point	-	-	-	-	-
@Charleston Southern	-	-	-	-	-
@Presbyterian	-	-	-	-	-
Winthrop	-	-	-	-	-
@High Point	-	-	-	-	-
Charleston Southern	-	-	-	-	-
Gardner-Webb	-	-	-	-	-
@UNC Asheville	-	-	-	-	-
USC Upstate	-	-	-	-	-
@Longwood	-	-	-	-	-
Big South Tournament	-	-	-	-	-

TEAM PERFORMANCE BREAKDOWN

Statistic	#	Last
Win	99-61	11/7/25 vs. WVW
Loss	82-87	11/16/25 vs. CST
Overtime Win	74-69 (OT)	3/7/25 vs. PC
Overtime Loss	88-92 (3OT)	1/13/24 at WIN
Scored < 50 Points	48	12/22/24 at SC
Scored 60-69 Points	63	2/26/25 at GWU
Scored 70-79 Points	74	11/11/25 at UNC
Scored 80-89 Points	82	11/16/25 vs. CST
Scored 90-99 Points	99	11/7/25 vs. WVW
Scored 100+ Points	122	12/20/24 vs. UVL
Shot > 45% Overall	.563	11/7/25 vs. WVW
Shot < 30% Overall	.294	11/25/24 vs. CHST
Shot > 40% from 3	.421	2/22/25 vs. PC
Shot < 20% from 3	.176	1/18/25 at CHSO
Recorded 40+ Rebounds	46	11/16/25 vs. CST
Record 15+ Assists	24	11/7/25 vs. WVW
Record 10+ Steals	11	11/7/25 vs. WVW
Record 5+ Blocks	6	11/15/25 vs. WST
Record 15+ Turnovers	15	11/16/25 vs. CST
Record < 10 Turnovers	7	11/4/25 vs. WIU
Record 20+ Fouls	32	11/16/25 vs. CST
Record < 10 Fouls	8	11/7/25 vs. WVW
Trailed at Half, Cameback	28-37	2/22/25 vs. PC
Lead at Half, Lost	49-36	11/16/25 vs. CST
Best 1H (vs. DI, 25-26)	49	11/16/25 vs. CST
Best 2H (vs. DI, 25-26)	44	11/4/25 vs. WIU

2025-26 PLAYER GAME-BY-GAME LEADERS

 1 - Zion Walker Minutes: 0 Points: 0 Rebounds: 0 Assists: 0 Blocks: 0 FT's: 0 10+ Points: 0 10+ Rebounds: 0	 5 - Mari Jordan Minutes: 0 Points: 0 Rebounds: 0 Assists: 1 Blocks: 1 FT's: 0 10+ Points: 1 10+ Rebounds: 0	 11 - Dennis Parker Jr. Minutes: 0 Points: 2 Rebounds: 1 Assists: 0 Blocks: 2 FT's: 1 10+ Points: 5 10+ Rebounds: 0	 24 - Lukas Walls Minutes: 0 Points: 0 Rebounds: 0 Assists: 0 Blocks: 0 FT's: 1 10+ Points: 1 10+ Rebounds: 0
 3 - Jaylan Johnson Minutes: 3 Points: 1 Rebounds: 0 Assists: 3 Blocks: 0 FT's: 0 10+ Points: 2 10+ Rebounds: 0	 6 - Louie Jordan Minutes: 0 Points: 0 Rebounds: 0 Assists: 0 Blocks: 1 FT's: 0 10+ Points: 0 10+ Rebounds: 0	 12 - Gabriel Ferreira Minutes: 0 Points: 0 Rebounds: 0 Assists: 0 Blocks: 1 FT's: 0 10+ Points: 0 10+ Rebounds: 0	 30 - Warren Keel Jr. Minutes: 0 Points: 0 Rebounds: 0 Assists: 0 Blocks: 0 FT's: 0 10+ Points: 0 10+ Rebounds: 0
 4 - Brennan Rigsby Jr. Minutes: 0 Points: 0 Rebounds: 1 Assists: 0 Blocks: 1 FT's: 0 10+ Points: 0 10+ Rebounds: 0	 7 - Frederik Erichsen Minutes: 0 Points: 0 Rebounds: 0 Assists: 0 Blocks: 0 FT's: 1 10+ Points: 1 10+ Rebounds: 0	 13 - Bradley Land Minutes: 0 Points: 0 Rebounds: 0 Assists: 0 Blocks: 0 FT's: 0 10+ Points: 0 10+ Rebounds: 0	 31 - Diogo Alves Minutes: 0 Points: 0 Rebounds: 0 Assists: 0 Blocks: 0 FT's: 0 10+ Points: 0 10+ Rebounds: 0
 10 - Del Jones Minutes: 1 Points: 2 Rebounds: 0 Assists: 2 Blocks: 0 FT's: 3 10+ Points: 3 10+ Rebounds: 0	 21 - Tyson Brown Minutes: 1 Points: 0 Rebounds: 3 Assists: 0 Blocks: 2 FT's: 0 10+ Points: 3 10+ Rebounds: 2		

2025-26 BIG SOUTH RANKINGS

(GAMES THROUGH 11/16)

2025-26 BIG SOUTH STANDINGS

TEAM	BSC	Pct.	Overall	Pct.	H	A	N	Streak
High Point	0-0	.000	3-1	.750	2-0	0-1	1-0	L1
Longwood	0-0	.000	3-1	.750	3-0	0-1	0-0	W1
USC Upstate	0-0	.000	3-2	.600	2-0	1-2	0-0	L1
UNC Asheville	0-0	.000	2-2	.500	2-0	0-2	0-0	W2
Winthrop	0-0	.000	2-2	.500	1-0	0-2	1-0	W1
Presbyterian	0-0	.000	3-3	.500	2-1	1-2	0-0	L2
Charleston Southern	0-0	.000	2-3	.400	1-0	1-2	0-1	L2
Radford	0-0	.000	2-3	.400	2-0	0-1	0-2	L3
Gardner-Webb	0-0	.000	0-4	.000	0-1	0-3	0-0	L4

TEAM LEADERS

Category	Team	#'s
Offense	High Point	99.3 ppg
Defense	USC Upstate	65.0 ppg
Margin	High Point	28.0
FG%	High Point	56.5%
3-FG%	USC Upstate	37.3%
FT%	Longwood	78.6%
Rebounds	Charleston Southern	42.6
Turn. Margin	High Point	10.0
Assists	Charleston Southern	20.0
Steals	High Point	15.7

RADFORD'S STAT RANKINGS

SIXTH Points pg. 78.8	SEVENTH Points Allowed pg. 80.8	EIGHTH Scoring Margin -2.0	SIXTH Shooting % 43.2%
SIXTH FG% Defense 43.5%	SEVENTH 3-Point Shooting 26.3%	EIGHTH 3-Point Defense 36.1%	FOURTH 3-Pointers pg. 7.0
EIGHTH Free Throw % 64.8%	FIFTH Opp. Free Throw % 66.9%	THIRD Rebounds pg. 39.8	SIXTH Opp. Rebounds pg. 38.8
FIRST Offensive Reb. pg. 15.6	SIXTH Defensive Reb. pg. 24.2	SIXTH Rebounding Margin 1.0	FIFTH Turnover Margin 0.4
FOURTH Blocks pg. 3.8	FIFTH Assists pg. 12.8	SIXTH Steals pg. 7.2	FOURTH Home Attendance 1,658.0

INDIVIDUAL LEADERS

Category	Team	#'s
Scoring	Brycen Blaine(CHSO)	24.0 ppg
Rebounds	Jonah Pierce(PC)	10.8 rpg
FG%	Justin Wright(HPU)	63.4%
3-FG%	Carmelo Adkins(UPST)	59.3%
FT%	Justin Wright(UNCA)	100.0%
Assists	Kareem Rozier(WIN)	4.5 apg
A/T Ratio	Isaiah Skinner(UPST)	8.0
Blocks	Reis Jones(CHSO)	2.0 bpg
Steals	Tyler Smith(UPST)	3.0 spg
Minutes	Brycen Blaine(CHSO)	32.0 mpg



STATE/NATIONAL RANKINGS

(GAMES THROUGH 11/16)

2025-26 COMMONWEALTH DIVISION I STANDINGS

(GAMES THROUGH 11/16)

TEAM	Overall	Pct.	H	A	N	Streak
George Mason	4-0	1.000	4-0	0-0	0-0	W4
Virginia	4-0	1.000	4-0	0-0	0-0	W4
Virginia Tech	4-0	1.000	3-0	0-0	1-0	W4
Liberty	3-0	1.000	3-0	0-0	0-0	W3
Richmond	3-0	1.000	3-0	0-0	0-0	W3
Longwood	3-1	.750	3-0	0-1	0-0	W2
VCU	2-1	.667	2-0	0-0	0-1	W1
VMI	3-2	.600	2-1	1-1	0-0	L1
Old Dominion	2-2	.500	2-0	0-2	0-0	L1
William & Mary	2-2	.500	1-0	1-2	0-0	L2
Hampton	2-3	.400	1-0	1-2	0-1	L1
James Madison	2-3	.400	2-0	0-3	0-0	L2
Norfolk State	2-3	.400	2-1	0-2	0-0	L3
Radford	2-3	.400	2-0	0-1	0-2	L3

NATIONAL RANKINGS

1. Purdue (44)	14. St. John's
2. Houston (12)	15. Texas Tech
3. UConn (2)	16. Iowa State
4. Arizona (2)	17. Michigan State
5. Duke (1)	18. North Carolina
6. Louisville	19. UCLA
7. Michigan	20. Tennessee
8. Illinois	21. Arkansas
9. BYU	22. Auburn
10. Florida	23. Wisconsin
11. Alabama	24. Kansas
12. Kentucky	25. N.C. State
13. Gonzaga	

Others Receiving Votes: San Diego State (71), Indiana (65), Vanderbilt (57), Oregon (28), Ohio State (21), USC (16), Georgetown (16), Creighton (12), Baylor (11), Saint Mary's (8), Missouri (7), Ole Miss (5), Iowa (3), Utah State (2), Georgia (2), Virginia (1), Virginia Tech (1), Stanford (1), Kansas State (1)



ZACH CHU

HEAD COACH (FIRST SEASON)

► @coachzachchu



Radford University has found the next leader of its men's basketball program, as the hiring of Zach Chu was made official by Director of Athletics Robert Lineburg on March 16. Chu is the ninth head coach in the storied program's history.

A native of Dallas, Texas, Chu brings with him over nine years of experience in the National Basketball Association (NBA) and most recently served as the Chief Strategist for Men's Basketball for SMU for the past season.

"The landscape of intercollegiate athletics is undeniably undergoing rapid change," Chu commented at his hiring. "The traditional methods of building a program are far less relevant. I have strong conviction that an analytically driven strategy can create a distinct competitive advantage, particularly when applied end-to-end across a basketball program: from player evaluation, to portal management, to game strategy. I am grateful that Robert and Dr. Danilowicz embrace a forward-looking mindset. We can create an environment to facilitate success for our student-athletes which prioritizes their development both academically and athletically. From the top down at Radford, there's a positive energy which drives a belief that we can take a differentiated approach and create sustainable success."

While at SMU, Chu helped the Mustangs to a 23-10 record overall, which included a mark of 13-7 in conference play. The team advanced to the ACC quarterfinals and put itself in position to become a bubble team for the upcoming NCAA Tournament, all during the program's first year in the prestigious power conference.

Prior to his role with the Mustangs, Chu served for three seasons on Carlisle's staff with the Indiana Pacers as the Manager of Game Strategy and Analytics. While with the Pacers, the squad advanced

COACH CHU: INSIDE THE NUMBERS

CAREER RECORDS

Overall Record (All Games): 2-3
 Overall Record (Division I): 1-3
 Conference Games (regular season): 0-0
 Non-Conference Games: 2-3
 Conference Tournament: 0-0
 Overtime Games: 0-0
 1-Point Games: 0-0
 Games Decided by 5 Points or Less: 1-1
 vs. AP Top 25: 0-1

BIO INFORMATION

Born: October 26
 Fiance: Delaney

EDUCATION

Undergraduate: Richmond (2015)

SEASON TOTALS

Season	School	Overall	Conference	Finish	Postseason
2025-26	Radford	2-3	0-0	TBD	--
Overall	1 Season	2-3	0-0		--

all the way to the Eastern Conference Finals in 2023-24. He also hit the sidelines as an assistant coach for Indiana's summer league team for two summers in Las Vegas.

Before his time in Indiana, Chu served as an assistant coach for three years with the Texas Legends, the G-League affiliate of the Dallas Mavericks, followed by two seasons as the analytics liaison to Carlisle with the Mavs.

During Chu's tenure with the Mavericks, the team achieved the most efficient offense in NBA history at the time with an offensive rating of 115.9 in 2020. His time with the Legends was highlighted by a 29-21

campaign in 2017-18, which led to the team's second post season appearance all-time since moving to Texas.

To go with his standout experience in the professional ranks, Chu has also traveled extensively as part of Nike's grassroots basketball initiatives, which included eight trips to Asia as a coach and ambassador for the game of basketball. His experience included work with the Nike All-Asia camp in Guangdong, China and with the Chinese National Team in Beijing.

Chu graduated from the University of Richmond where he was a walk-on member of the men's basketball team from 2011-15.



ON THE BENCH



MARCUS JENKINS
ASSOCIATE COACH
(FIRST SEASON)
AIR FORCE '04

Jenkins brings over 19 years of championship experience to the New River City and most recently worked as an assistant coach with Minnesota out of the Big Ten for the past four seasons. Before he was with the Gophers, Jenkins served as the associate head coach at Richmond for three years after he was promoted from assistant coach. A proven recruiter, he helped the Spiders to a 14-9 record during the 2020-21 campaign and a spot in the NIT Quarterfinals. He also oversaw scouting operations for Richmond's biggest victory of the season; an upset at No. 10 Kentucky in legendary Rupp Arena. Jenkins helped engineer Richmond's turnaround in 2019-20 where the Spiders went 24-7 to tie the school record for most regular season wins. It was a 11-win improvement from the previous year and the third-largest increase in all of NCAA Division I basketball. Jenkins was also named one of the top five assistants in the Atlantic 10 as a result of a survey of A-10 staffs by Stadium.



JORDAN SURENKAMP
ASSISTANT COACH
(FIRST SEASON)
WABASH '13

Jordan Surenkamp joined the Highlanders as an assistant coach in May 2025 after nearly a decade of experience in the NBA. He most recently served as an assistant coach this past season with the Birmingham Squadron, a G League affiliate of the New Orleans Pelicans organization. Prior to his time in Birmingham, Surenkamp was the head coach of the Greensboro Swarm, the G League affiliate of the Charlotte Hornets for three years. During his time with the program, over 15 roster players earned and advanced to NBA call ups, two-way contracts and other international opportunities. Before leading the Swarm for three seasons, Surenkamp served for three years with the NBA's Charlotte Hornets, which included two years as the team's head video coordinator. He also was named the head coach for the Hornets summer league squad in 2022. He began his career in professional basketball with the Brooklyn Nets, which included time as the head video coordinator for their G League affiliate.



JOSH ADEL
ASSISTANT COACH
(FIRST SEASON)
FLORIDA '12

Josh Adel makes his way to the New River City by way of the University of Minnesota, where he most recently served as an assistant coach with the program. Adel spent the past 11 years with the Gophers overall. A true grinder with a passion for the game and his student-athletes, Adel climbed the ranks from operations director (2013-14) to video coordinator (2014-23) to his latest role as an assistant on staff. During his time in Minnesota, Adel was a part of the program's two NCAA Tournament appearances in 2017 and 2019. He also served on the staff during the Gophers' 2013 NIT Championship campaign. Adel also spent the 2012-13 season at Florida International where he was the program's video coordinator under head coach Richard Pitino. He also spent five years with Florida from 2007-12 and was promoted to the Gators' head manager position in August 2009.



CONOR DOW
ASSISTANT COACH
(FIRST SEASON)
CLARK '15

Conor Dow joins Radford as assistant coach and director of recruiting, bringing with him a global and multi-level coaching background that includes experience with the NBA, G League, FIBA, international academies, and elite collegiate programs. Most recently, Dow spent two years at the NBA Latin America Academy in San Luis Potosí, Mexico, where he oversaw player development, practice planning, and scouting for elite international prospects from over 30 countries. He served as head coach in elite matchups against Nike EYBL teams, top U.S prep schools, and other NBA Academies from around the world. Before his time with the NBA Academy, Dow was an assistant coach at Johns Hopkins University. In the 2022-23 season, the Blue Jays went 25-5 overall en route to a NCAA Sweet 16 appearance and Centennial Conference Coaching Staff of the Year honors. Before Hopkins, Dow spent one season on the sidelines at Ithaca College, posting a 17-9 record.



DAVID WATKINS
ASSISTANT COACH
(FIRST SEASON)
NEW HAMPSHIRE '19

David Watkins enters his first season with the Radford men's basketball program after a historic two-year run as an assistant coach at Daytona State College, where he specialized as the Falcons' defensive coordinator. Watkins built one of the top defensive units in the country, guiding Daytona State to back-to-back top five national rankings in forced turnovers. The Falcons averaged 17.7 turnovers forced per game during the 2023-24 season and improved to 18.3 per game in 2024-25. Over that two-year span, Daytona State compiled a 56-8 record overall, tying the school record for wins in consecutive seasons with 28 victories each year. The Falcons also captured back-to-back Citrus Conference Championships and for the first time in program history, made consecutive appearances in the NJCAA National Tournament. In Watkins' final season, the team advanced to the Elite Eight for the first time in school history.



BRADY BAKER
DIRECTOR OF SCOUTING
(FIRST SEASON)
NC STATE '18

Brady Baker joined the Radford men's and women's basketball programs in September 2025. He is entering his first season in the role. Born and raised in Edinburg, Va., in the Shenandoah Valley, Baker returns to Virginia with over seven years of experience in the National Basketball Association (NBA) and most recently served as the Manager of Basketball Data Science for the Indiana Pacers for the past four seasons. While in Indiana, Baker installed analytical processes on both the front office and coaching side to help the Pacers to two straight Eastern Conference Finals and their first NBA Finals appearance since 2000 last season. During his tenure in Indiana, Baker worked for a prestigious NBA staff that included Head Coach Rick Carlisle and President of Basketball Operations Kevin Pritchard. Baker assisted in all aspects of the basketball department including draft scouting, free agency, coaching gameplans, and more using modern data science and analytics.

THE LAST TIME...

LAST TIME A RADFORD PLAYER...

Scored 30+:	Zion Walker (30) vs. Winthrop (1/4/25)
Led team in points, rebounds and assists:	Brandon Maclin (9p, 8r, 2a) at Pittsburgh (11/4/24)
Made 10+ field goals:	Jarvis Moss 10 vs. Purdue Fort Wayne (11/26/24)
Made 5+ 3-pointers:	Brandon Maclin (5) vs. USC Upstate (2/1/25)
Attempted 10+ 3-pointers:	Jarvis Moss (10) at Presbyterian (1/25/25)
Made 10+ free throws:	Zion Walker (10) vs. Winthrop (1/4/25)
Had 15+ rebounds:	Josiah Harris (16) at North Carolina Central (12/5/24)
Shot 100% from FT line:	Bryan Antoine (10-for-10) (min. 8 attempts) vs. USC Upstate (3/6/24)
Shot 100% from field:	Jonas Sirtautas (8-for-8) (min. 8 attempts) vs. Virginia-Lynchburg (12/20/24)
Had 10+ assists:	Tony Felder (10) vs. Virginia-Lynchburg (12/20/24)
Had 5+ steals:	Fah'Mir Ali (5) at Campbell (1/19/21)
Had 5+ blocks:	Tyson Brown (5) vs. Wright State (11/15/25)

LAST TIME RADFORD...

Won by 20-29:	vs. UNC Asheville (77-53) (2/20/25)
Won by 30-39:	vs. W.Va. Wesleyan (99-61) (11/7/25)
Won by 40-49:	vs. Southern Miss (96-50) (11/18/24)
Won by 50+:	vs. Virginia-Lynchburg (122-63) (12/12/15)
Lost by 20-29:	at South Carolina (48-74) (12/22/24)
Lost by 30-39:	vs. Wright State (59-92) (11/15/25)
Lost by 40+:	at Pittsburgh (56-96) (11/4/24)
Won a 1-point game:	at West Virginia (66-65) (12/20/23)
Lost a 1-point game:	at Charleston Southern (57-58) (2/28/24)

Won in OT:	vs. Tarleton State (72-70 - OT) (3/19/23)
Won in OT at home:	vs. USC Upstate (67-61 - OT) (2/3/24)
Won in OT on the road:	vs. Charleston Sou. (77-74 - OT) (2/1/20)
Lost in OT:	at Winthrop (88-92 - 3OT) (1/13/24)
Lost in OT at home:	vs. UNC Asheville (74-78) (1/22/22)
Lost in OT on the road:	vs. NCA&T (71-78 - OT) (3/2/22)
Played in multiple OTs:	at Winthrop (88-92 - 3OT) (1/13/24)
Scored less than 50:	at South Carolina (48-74) (12/22/24)
Allowed less than 50:	vs. Chicago State (63-48) (11/25/24)
Scored 90-99:	vs. W.Va. Wesleyan (99-61) (11/18/24)
Allowed 100+:	at UNC Wilmington (64-100) (12/17/16)
Won when scoring <60:	at USC Upstate (55-52) (1/28/23)
Lost when scoring 80+:	vs. Cleveland State (82-87) (11/16/25)
Scored 50+ in first half:	vs. W.Va. Wesleyan (51) (11/8/25)
Scored 50+ in second half:	vs. Virginia-Lynchburg (59) (12/20/24)
Shot .600+ from field:	vs. Virginia-Lynchburg (.671, 49-73) (12/20/24)
Shot under .250 from field:	vs. Navy (.236) (11/20/21)
Did not make a 3-pointer:	at Charleston Sou. (0-9) (2/28/24)
Made 15+ 3-pointers:	at Mississippi State (15-for-32) (12/18/19)
Attempted 25+ 3-pointers:	vs. Cleveland State (6-for-30) (11/16/25)
Made 25+ free throws:	vs. USC Upstate (25-30) (2/1/25)
Attempted 35+ free throws:	at Bucknell (23-36) (12/8/24)

Shot .900+ from FT line:	vs. Gardner-Webb (2/26/25) 13-14 (92.9)
Corralled 50+ rebounds:	at Chicago State (56) (11/25/24)
Had less than 25 rebounds:	vs. High Point (24) (2/5/25)
Had 20+ assists:	vs. W.Va. Wesleyan (24) (11/7/25)
Had 10+ steals:	vs. W.Va. Wesleyan (11) (11/7/25)
Blocked 10+ shots:	vs. North Carolina Central (10) (12/9/23)
Committed < 5 turnovers:	at Charleston Southern (5) (2/28/24)
Committed 20+ turnovers:	at Davidson (20) (12/18/21)
Forced 20+ turnovers:	vs. William & Mary (21) (11/24/21)
Led from tip to final horn:	vs. Winthrop (87-67) (1/4/25)
Defeated a power opponent:	at West Virginia (66-65) (12/20/24)
Won 10-14 in a row:	10 wins (2019-20) (1/25/20-2/27/20)
Longest Win Streak	13 wins (1998-99) (1/16/99-2/26/99)
Won 15+ in a row:	19 wins (1978-79) Program Record (12/18/78-1/30/79)



2025-2026 SUPERLATIVES

RADFORD'S RECORD WHEN...

Coming off a win:	1-1
Coming off a loss:	0-2
In overtime:	0-0
Decided by 3 points or less:	0-0
Decided by 4-10 points:	1-1
Decided by 11-20 points:	0-1
Decided by 21-29 points:	0-0
Decided by 30+ points:	1-1
Leading at half:	2-1
Tied at half:	0-0
Trailing at half:	0-2
Radford shoots 40% or higher:	2-0
Radford shoots less than 40%:	0-3
Radford outshoots opponent:	2-0
Opponent shoots 40% or higher:	0-2
Opponent shoots less than 40%:	1-1
Radford outrebounds opponent:	1-1
Opponent outrebounds Radford:	1-2
Rebounds are tied:	0-0
Radford has more FT attempts:	2-0
Opponent has more FT attempts:	0-3
Radford makes more 3-pointers:	1-0
Opponent makes more 3-pointers:	0-3
3-pointers are tied:	1-0
Radford wins turnover battle:	1-1
Opponent wins turnover battle:	0-1
Turnovers are tied:	1-1
Radford controls points in the paint:	2-2
Opponent controls points in the paint:	0-0
Points in the paint are even:	0-1
Radford scores 100+:	0-0
Radford scores 90-99:	1-0
Radford scores 80-89:	1-1
Radford scores 70-79:	0-1
Radford scores 60-69:	0-0
Radford scores 50-59:	0-0
Radford scores less than 50 points:	0-0
Opponent scores 100+:	0-0
Opponent scores 90-99:	0-1
Opponent scores 80-89:	0-2
Opponent scores 70-79:	1-0
Opponent scores 60-69:	1-0
Opponent scores 50-59:	0-0
Opponent scores 40-49:	0-0
Opponent scores 30-39 points:	0-0
Playing on Sunday:	0-1
Playing on Monday:	1-0
Playing on Tuesday:	0-1
Playing on Wednesday:	0-0
Playing on Thursday:	0-0
Playing on Friday:	1-0
Playing on Saturday:	0-1
Playing in November:	2-3
Playing in December:	0-0
Playing in January:	0-0
Playing in February:	0-0
Playing in March:	0-0

Starting Lineup Records (listed in numerical order)

W-L

2-3 Johnson, M. Jordan, Jones, Parker Jr., Brown

Margin of Victory/Defeat

	1	2	3	4	5	6	7	8	9	10	11-15	16-19	20-24	25+
Wins	0	0	0	0	1	0	0	0	0	0	0	0	0	1
Losses	0	0	0	0	1	0	0	0	0	0	1	0	0	1

Most First Half Points

Radford	51	vs. W.Va. Wesleyan (11.7.25)
Opponents	44	at North Carolina (11.11.25)

Most Second Half Points (Includes Overtime)

Radford	48	vs. W.Va. Wesleyan (11.7.25)
Opponents	57	vs. Wright State (11.15.25)

Fewest First Half Points

Radford	27	vs. Wright State (11.15.25)
Opponents	27	vs. W.Va. Wesleyan (11.7.25)

Fewest Second Half Points

Radford	32	vs. Wright State (11.15.25)
Opponents	34	vs. W.Va. Wesleyan (11.7.25)

Largest Halftime Lead

Radford	24	vs. W.Va. Wesleyan (11.7.25)
Opponents	13	at North Carolina (11.11.25)

Largest Margin of Victory

Radford	38	vs. W.Va. Wesleyan (11.7.25)
Opponents	33	vs. Wright State (11.15.25)

How 1st Points Were Scored

Layup	3
Free Throw	2
3-pointer	-
Jumper	-

Reb. Leader*

Tyson Brown	3
Brennan Rigsby	1
Dennis Parker Jr.	1

Sea

10+ Points

Jaylon Johnson	2	27
Tyson Brown	3	16
Brennan Rigsby	0	14
Mari Jordan	1	13
Dennis Parker Jr.	5	11
Lukas Walls	1	10
Louie Jordan	0	7
Zion Walker	0	6
Del Jones	3	5
Frederik Erichsen	1	1

Sea

Car

Free Throws in
Final Five Minutes

Dennis Parker Jr.	5-12
Del Jones	5-7
Frederik Erichsen	4-4
Mari Jordan	2-2
Lukas Walls	2-2
Tyson Brown	0-1
Totals	18-28 (64%)

Scored RAD's 1st Points

Dennis Parker Jr.	2
Mari Jordan	2
Mari Jordan	1

Assists Leader*

Jaylon Johnson	3
Del Jones	2
Mari Jordan	1

Sea

Steals Leader*

Dennis Parker Jr.	3
Jaylon Johnson	2
Frederik Erichsen	1
Louie Jordan	1

Sea

First Off RAD Bench

Brennan Rigsby Jr.	5
--------------------	---

Points Leader*

Dennis Parker Jr.	2
Del Jones	2
Jaylon Johnson	1

Sea

Blocks Leader*

Tyson Brown	3
Dennis Parker Jr.	2
Mari Jordan	1
Brennan Rigsby Jr.	1
Louie Jordan	1

Sea

20+ Points

Jaylon Johnson	0	7
Del Jones	2	2
Dennis Parker Jr.	1	1
Zion Walker	0	1
Louie Jordan	0	1
Brennan Rigsby	0	1

Sea

Car

10+ Rebounds

Tyson Brown	2	13
Jaylon Johnson	0	1
Dennis Parker Jr.	0	1
Louie Jordan	0	1

Sea

Car

Double-Doubles

Tyson Brown	1	7
Jaylon Johnson	0	1
Dennis Parker Jr.	0	1

Sea

Car

Games Started

Tyson Brown	5	48
Jaylon Johnson	5	37
Brennan Rigsby	0	31
Louie Jordan	0	30
Dennis Parker Jr.	5	17
Mari Jordan	5	9
Del Jones	5	5
Zion Walker	0	1
Lukas Walls	0	1

* includes all ties
Career Numbers Only
Include Division I stats

2025-26 HIGHS & LOWS

RADFORD INDIVIDUAL HIGHS

Points: Dennis Parker Jr. at North Carolina (11/11/25) - 23
FG's Made: Del Jones vs. Cleveland State (11/16/25) - 8
FG Attempts: Del Jones vs. Cleveland State (11/16/25) - 18
FG Percentage: Tyson Brown vs. W.Va. Wesley. (11/7/25) - 83%
3-FG's Made: Jaylon Johnson vs. W.Va. Wesleyan (11/7/25) - 4
3-FG Percentage: Brennan Rigsby vs. WIU (11/3/25) - 67%
FT's Made: Del Jones at North Carolina (11/11/25) - 7
FT Attempts: Del Jones at North Carolina (11/11/25) - 11
Rebounds: Tyson Brown vs. Cleveland State (11/16/25) - 13
Assists: Del Jones vs. W.Va. Wesleyan (11/7/25) - 8
Steals: Dennis Parker Jr. vs. Cleveland State (11/16/25) - 3
Blocks: Tyson Brown vs. Wright State (11/15/25) - 5

RADFORD AS A TEAM HIGHS

Points: vs. W.Va. Wesleyan (11/7/25) - 99
FG's Made: vs. W.Va. Wesleyan (11/7/25) - 40
FG Attempts: vs. Cleveland State (11/16/25) - 74
FG Percentage: vs. W.Va. Wesleyan (11/7/25) - 56.3%
3-FG's Made: vs. W.Va. Wesleyan (11/7/25) - 11
3-FG Percentage: vs. Western Illinois (11/3/25) - 36.7%
FT's Made: vs. Cleveland State (11/16/25) - 20
FT Attempts: at North Carolina (11/11/25) - 31
FT Percentage: vs. Cleveland State (11/16/25) - 66.7%
Rebounds: vs. W.Va. Wesleyan (11/7/25) - 49
Assists: vs. W.Va. Wesleyan (11/7/25) - 24
Steals: vs. W.Va. Wesleyan (11/7/25) - 11
Blocks: vs. Wright State (11/15/25) - 6
Turnovers: vs. W.Va. Wesleyan (11/7/25) - 18
Fouls: at North Carolina (11/11/25) - 33

RADFORD AS A TEAM LOWS

Points: vs. Wright State (11/15/25) - 59
FG's Made: vs. Wright State (11/15/25) - 20
FG Attempts: vs. Western Illinois (11/3/25) - 51
FG Percentage: at North Carolina (11/11/25) - 34.3%
3-FG's Made: vs. Wright State (11/15/25) - 5
3-FG Percentage: vs. Cleveland State (11/16/25) - 20.0%
FT's Made: vs. W.Va. Wesleyan (11/7/25) - 8
FT Attempts: vs. W.Va. Wesleyan (11/7/25) - 12
FT Percentage: at North Carolina (11/11/25) - 61.3%
Rebounds: vs. Western Illinois (11/3/25) - 30
Assists: vs. Cleveland State (11/16/25) - 11
Steals: vs. Western Illinois (11/3/25) - 4
Blocks: vs. Cleveland State (11/16/25) - 2
Turnovers: vs. Western Illinois (11/3/25) - 7
Fouls: vs. W.Va. Wesleyan (11/7/25) - 8

OPPONENTS INDIVIDUAL HIGHS

Points: Lucas Lorenzen vs. Western Illinois (11/3/25) - 25
FG's Made: Lucas Lorenzen vs. Western Illinois (11/3/25) - 9
FG Attempts: Luka Bogavac at North Carolina (11/11/25) - 18
FG Percentage: Henri Veesaar at UNC (11/11/25) - 71%
3-FG's Made: Solomon Callaghan vs. Wright State (11/15/25) - 5
3-FG Percentage: Solomon Callaghan vs. WST (11/15/25) - 71%
FT's Made: Jarin Stevenson at North Carolina (11/11/25) - 10
FT Attempts: Dayan Nessah vs. Cleveland State (11/16/25) - 13
Rebounds: Josiah Harris vs. Cleveland State (11/16/25) - 15
Assists: Tre Beard vs. Cleveland State (11/16/25) - 6
Steals: TJ Burch vs. Wright State (11/15/25) - 5
Blocks: Antwaun Massey vs. Western Illinois (11/3/25) - 1

OPPONENTS TEAM HIGHS

Points: vs. Wright State (11/15/25) - 92
FG's Made: vs. Wright State (11/15/25) - 30
FG Attempts: at North Carolina (11/11/25) - 65
FG Percentage: vs. Wright State (11/15/25) - 50.8%
3-FG's Made: vs. Wright State (11/15/25) - 13
3-FG Percentage: vs. Wright State (11/15/25) - 65.0%
FT's Made: at North Carolina (11/11/25) - 31
FT Attempts: at North Carolina (11/11/25) - 49
FT Percentage: vs. W.Va. Wesleyan (11/7/25) - 88.9%
Rebounds: at North Carolina (11/11/25) - 55
Assists: vs. Wright State (11/15/25) - 24
Steals: vs. W.Va. Wesleyan (11/7/25) - 13
Blocks: at North Carolina (11/11/25) - 4
Turnovers: vs. W.Va. Wesleyan (11/7/25) - 18
Fouls: vs. Western Illinois (11/3/25) - 26

OPPONENTS TEAM LOWS

Points: vs. W.Va. Wesleyan (11/7/25) - 61
FG's Made: vs. W.Va. Wesleyan (11/7/25) - 23
FG Attempts: vs. Cleveland State (11/16/25) - 54
FG Percentage: vs. W.Va. Wesleyan (11/7/25) - 37.1%
3-FG's Made: vs. Western Illinois (11/3/25) - 6
3-FG Percentage: at North Carolina (11/11/25) - 25.8%
FT's Made: vs. W.Va. Wesleyan (11/7/25) - 8
FT Attempts: vs. W.Va. Wesleyan (11/7/25) - 9
FT Percentage: vs. Western Illinois (11/3/25) - 65.0%
Rebounds: vs. W.Va. Wesleyan (11/7/25) - 22
Assists: vs. Western Illinois (11/3/25) - 5
Steals: vs. Western Illinois (11/3/25) - 3
Blocks: vs. Cleveland State (11/16/25) - 1
Turnovers: at North Carolina (11/11/25) - 11
Fouls: vs. W.Va. Wesleyan (11/7/25) - 13

1 ZION WALKER



6'2" • SOPHOMORE • BURLINGTON, N.C. • THE BURLINGTON SCHOOL



PRODUCTION TRACKER

Scored 10+ Points	-
Scored 20+ Points	-
Led RAD in Scoring	-
Made 3+ 3-Pointers	-
Had 10+ Rebounds	-
Led RAD in Rebounds	-
Had 3+ Assists	-
Led RAD in Assists	-
Had 3+ Steals	-
Led RAD in Steals	-
Led RAD in FT Made	-
Led RAD in Minutes Played	-

STORYLINES

- Returns to the Highlanders after a solid debut season in 2024-25 where he appeared in 27 games and earned one start averaging 10.9 minutes despite being sidelined with an injury at the end of the season.
- Finished 2024-25 with 159 points (5.9 ppg) and 27 assists (1.0 apg) breaking out in a career-best performance with 30 points against Winthrop, becoming just the second Highlander freshman to go over 30 in a game.
- Scored in double figures against Southern Virginia, Clemson, Colorado State and again in the rematch against Winthrop in 2024-25.
- Shot 48% overall in 2024-25, 39% from 3-point range and an impressive 85% (40-47) at the free throw line.
- Was named Big South Freshman of the Week twice during 2024-25.

Single Game Highs

Statistic	Value	
Points	30	vs Winthrop 01/04/25
Rebounds	4	vs Winthrop 01/04/25
Assists	4	vs Winthrop 01/04/25
Steals	4	vs Southern Va. 11/18/24
FG Made	9	vs Winthrop 01/04/25
FG Attempts	14	vs Winthrop 01/04/25
3FG Made	2	vs Virginia-Lynchburg 12/20/24, vs Winthrop 01/04/25
3FG Attempts	4	vs Winthrop 01/04/25
FT Made	10	vs Winthrop 01/04/25
FT Attempts	12	vs Winthrop 01/04/25

WALKER, Zion

				Field Goals		3-Point		F-Throws		Rebounds									Scoring	
SEASON	TEAM	GP-GS	MIN/AVG	FG-FGA	FG%	3FG-3FGA	3FG%	FT-FTA	FT%	OFF	DEF	TOT	AVG	PF-FO	A	TO	BLK	STL	PTS	AVG
2024-25	Rad	27-1	304/11.3	55-115	.478	9-23	.391	40-47	.851	7	24	31	1.1	20-0	27	20	0	9	159	5.9
TOTAL		27-1	304/11.3	55-115	.478	9-23	.391	40-47	.851	7	24	31	1.1	20-0	27	20	0	9	159	5.9



3 JAYLON JOHNSON



6'0" • SENIOR • HOUSTON, TEXAS • TENNESSEE TECH



PRODUCTION TRACKER

Scored 10+ Points	2
Scored 20+ Points	-
Led RAD in Scoring	1
Made 3+ 3-Pointers	1
Had 10+ Rebounds	-
Led RAD in Rebounds	-
Had 3+ Assists	4
Led RAD in Assists	3
Had 3+ Steals	1
Led RAD in Steals	2
Led RAD in FT Made	-
Led RAD in Minutes Played	3

STORYLINES

-Spent last season leading Tennessee Tech's offense with a remarkable 14.3 ppg and 153 total assists. Started in all 32 games played, scoring in double figures 25 times. Led the conference in assists, the first Tennessee Tech player to do so since the 2011-12 season.

-Reigning Ohio Valley first-team all-conference and all-newcomer squad member.

-Drained a team-best 75 three-pointers while shooting 35% from beyond the arc while draining at least one three in each of the 32 games he played

-Season-high of 31 points came against Western Illinois, tying the second-best mark in program history for most threes in a single game.

#3 JOHNSON, Jaylon

Opponent	Date	GS	MIN	Total		3-Pointers		Free throws		Rebounds				PF	A	TO	BLK	STL	PTS	AVG
				FG-FGA	PCT	3FG-3FGA	PCT	FT-FTA	PCT	OFF	DEF	TOT	AVG							
Western Ill.	11/03/2025	*	32:35	2-8	.250	2-5	.400	2-2	1.000	0	2	2	2.0	1	4	2	0	3	8	8.0
West Va. Wesleyan	11/07/2025	*	22:53	5-9	.556	4-8	.500	2-2	1.000	1	1	2	2.0	2	4	4	0	1	16	12.0
at North Carolina	11/11/2025	*	33:24	4-17	.235	1-8	.125	1-2	.500	1	1	2	2.0	2	2	0	2	10	11.3	
vs Wright St.	11/15/2025	*	21:29	2-7	.286	1-3	.333	1-2	.500	1	2	3	2.3	2	4	2	0	1	6	10.0
vs Cleveland St.	11/16/2025	*	20:21	2-6	.333	2-4	.500	0-0	.000	1	0	1	2.0	5	4	1	0	0	6	9.2
Totals		5	130:42	15-47	.319	10-28	.357	6-8	.750	4	6	10	2.0	12	18	11	0	7	46	9.2

Player Averages

Games Played	Minutes/ game	Points/ game	FG Pct	3FG Pct	FT Pct	Rebounds/ game	Assists/ game	Turnovers/ game	Assist/Turnover ratio	Steals/ game	Blocks/ game
5	26.1	9.2	31.9	35.7	75.0	2.0	3.6	2.2	1.6	1.4	0.0

Single Game Highs

Statistic	Value
Points	36 vs McMurry 01/12/23
Rebounds	10 vs Presbyterian 11/27/24
Assists	11 vs Ozarks (AR) 02/09/23
Steals	5 vs Texas-Dallas 02/11/23, vs Morehead St. 01/04/25, vs West Ga. 11/12/24
Blocks	1 5 times
FG Made	11 vs McMurry 01/12/23, vs Western Ill. 02/27/25
FG Attempts	25 vs Ozarks (AR) 02/09/23
3FG Made	8 vs Western Ill. 02/27/25
3FG Attempts	14 vs Western Ill. 02/27/25
FT Made	12 at UT Martin 01/25/25
FT Attempts	17 vs East Tex. Baptist 01/28/23

				Field Goals		3-Point		F-Throws		Rebounds											Scoring	
SEASON	TEAM	GP-GS	MIN/AVG	FG-FGA	FG%	3FG-3FGA	3FG%	FT-FTA	FT%	OFF	DEF	TOT	AVG	PF-FO	A	TO	BLK	STL	PTS	AVG		
2022-23	CTX	25-22	787/31.5	155-381	.407	69-165	.418	110-143	.769	18	55	73	2.9	47-0	108	66	4	50	489	19.6		
2024-25	TNTech	32-32	1124/35.1	142-355	.400	75-211	.355	97-118	.822	24	109	133	4.2	45-0	153	69	1	51	456	14.3		
2025-26	Rad	5-5	131/26.1	15-47	.319	10-28	.357	6-8	.750	4	6	10	2.0	12-1	18	11	0	7	46	9.2		
TOTAL FOR Rad		5-5	131/26.1	15-47	.319	10-28	.357	6-8	.750	4	6	10	2.0	12-1	18	11	0	7	46	9.2		
TOTAL		62-59	2041/32.9	312-783	.398	154-404	.381	213-269	.792	46	170	216	3.5	104-1	279	146	5	108	991	16.0		



4 BRENNAN RIGSBY JR.



6'3" • GRADUATE • DE BEQUE, COLORADO • MINNESOTA



PRODUCTION TRACKER

Scored 10+ Points	-
Scored 20+ Points	-
Led RAD in Scoring	-
Made 3+ 3-Pointers	-
Had 10+ Rebounds	-
Led RAD in Rebounds	1
Had 3+ Assists	1
Led RAD in Assists	-
Had 3+ Steals	-
Led RAD in Steals	-
Led RAD in FT Made	-
Led RAD in Minutes Played	-

STORYLINES

-Played in 29 games with Minnesota during the 2024-25 season with 10 starts averaging 5.4 ppg, 1.9 rpg and 16.8 minutes and scored a season-high 20 points at Nebraska while also reaching double figures against Wisconsin, Penn State, Bethune-Cookman, Cleveland State and Yale.

-Spent the prior two seasons with Oregon. During 2023-24 he averaged 6.1 ppg on 41% shooting netting a season-high 19 points in a win over Michigan.

-In 2022-23 with Oregon, played in 21 games making eight starts despite missing the early part of the season due to injury.

#4 RIGSBY, Brennan

Opponent	Date	GS	MIN	Total		3-Pointers		Free throws		Rebounds				PF	A	TO	BLK	STL	PTS	AVG
				FG-FGA	PCT	3FG-3FGA	PCT	FT-FTA	PCT	OFF	DEF	TOT	AVG							
Western Ill.	11/03/2025		24:02	3-4	.750	2-3	.667	0-0	.000	5	2	7	7.0	1	2	0	1	0	8	8.0
West Va. Wesleyan	11/07/2025		13:32	1-3	.333	1-3	.333	0-0	.000	0	1	1	4.0	1	3	0	0	0	3	5.5
at North Carolina	11/11/2025		20:31	1-4	.250	1-4	.250	3-4	.750	0	2	2	3.3	3	1	1	1	0	6	5.7
vs Wright St.	11/15/2025		12:53	1-3	.333	0-2	.000	0-0	.000	0	1	1	2.8	2	0	1	1	0	2	4.8
vs Cleveland St.	11/16/2025		24:31	3-10	.300	1-7	.143	1-1	1.000	2	1	3	2.8	4	0	0	0	2	8	5.4
Totals		0	95:28	9-24	.375	5-19	.263	4-5	.800	7	7	14	2.8	11	6	2	3	2	27	5.4

Player Averages

Games Played	Minutes/ game	Points/ game	FG Pct	3FG Pct	FT Pct	Rebounds/ game	Assists/ game	Turnovers/ game	Assist/Turnover ratio	Steals/ game	Blocks/ game
5	19.1	5.4	37.5	26.3	80.0	2.8	1.2	0.4	3.0	0.4	0.6

Single Game Highs

Statistic	Value	
Points	20	at Nebraska 03/01/25
Rebounds	7	at Oregon St. 02/17/24, vs Western Ill. 11/03/25, vs Utah Valley 12/20/22
Assists	4	at Utah 01/21/24
Steals	3	vs Arizona 03/15/24
Blocks	2	vs Utah Valley 12/20/22
FG Made	8	vs Michigan 12/02/23
FG Attempts	12	vs Bethune-Cookman 12/01/24, vs Michigan 12/02/23
3FG Made	5	at Nebraska 03/01/25
3FG Attempts	8	vs Santa Clara 11/24/23, vs Bethune-Cookman 12/01/24
FT Made	5	at Rutgers 03/09/25
FT Attempts	7	vs Yale 11/16/24

				Field Goals		3-Point		F-Throws		Rebounds										Scoring	
SEASON	TEAM	GP-GS	MIN/AVG	FG-FGA	FG%	3FG-3FGA	3FG%	FT-FTA	FT%	OFF	DEF	TOT	AVG	PF-FO	A	TO	BLK	STL		PTS	AVG
2022-23	Oregon	21-8	373/17.8	34-85	.400	13-47	.277	7-9	.778	13	36	49	2.3	25-0	17	13	5	14		88	4.2
2023-24	Oregon	36-13	809/22.5	81-198	.409	36-102	.353	20-29	.690	21	76	97	2.7	50-0	40	26	5	24		218	6.1
2024-25	MINN	29-10	488/16.8	55-146	.377	24-83	.289	23-29	.793	9	46	55	1.9	34-0	18	15	6	9		157	5.4
2025-26	Rad	5-0	95/19.1	9-24	.375	5-19	.263	4-5	.800	7	7	14	2.8	11-0	6	2	3	2		27	5.4
TOTAL FOR Rad		5-0	95/19.1	9-24	.375	5-19	.263	4-5	.800	7	7	14	2.8	11-0	6	2	3	2		27	5.4
TOTAL		91-31	1766/19.4	179-453	.395	78-251	.311	54-72	.750	50	165	215	2.4	120-0	81	56	19	49		490	5.4



5 MARI JORDAN



6'5" • REDSHIRT SOPHOMORE • ATLANTA, GEORGIA • TULANE



PRODUCTION TRACKER

Scored 10+ Points	1
Scored 20+ Points	-
Led RAD in Scoring	-
Made 3+ 3-Pointers	-
Had 10+ Rebounds	-
Led RAD in Rebounds	-
Had 3+ Assists	-
Led RAD in Assists	1
Had 3+ Steals	-
Led RAD in Steals	-
Led RAD in FT Made	-
Led RAD in Minutes Played	-

STORYLINES

-Last season, appeared in 24 games and earned four starts at Tulane as a consistent scoring threat for the Green Wave averaging 7.0 ppg. Scored in double figures 12 times including a season-high 18 points in his collegiate debut.

-Dropped 20 points on over 50% shooting and 11 rebounds in Tulane's AAC Tournament run.

-Redshirted his debut season to preserve freshman eligibility after initially being recruited by Georgia. While on international tour with Georgia, shot 60% from the field while averaging 11.5 ppg in two outings in Italy

-Rated as a four-star prospect by ESPN out of Norcross High School in the 2023 signing class. Listed as the 84th overall recruit and 21st small forward in his class by ESPN.

#5 JORDAN, Mari

Opponent	Date	GS	MIN	Total		3-Pointers		Free throws		Rebounds				PF	A	TO	BLK	STL	PTS	AVG
				FG-FGA	PCT	3FG-3FGA	PCT	FT-FTA	PCT	OFF	DEF	TOT	AVG							
Western Ill.	11/03/2025	*	14:15	0-1	.000	0-1	.000	4-4	1.000	0	1	1	1.0	1	1	0	0	0	4	4.0
West Va. Wesleyan	11/07/2025	*	18:21	5-6	.833	1-2	.500	0-0	.000	2	4	6	3.5	0	1	1	0	1	11	7.5
at North Carolina	11/11/2025	*	10:24	1-3	.333	1-2	.500	2-2	1.000	1	2	3	3.3	5	2	0	1	1	5	6.7
vs Wright St.	11/15/2025	*	20:48	2-8	.250	0-3	.000	2-2	1.000	2	2	4	3.5	2	0	0	0	0	6	6.5
vs Cleveland St.	11/16/2025	*	16:46	3-6	.500	0-2	.000	2-2	1.000	1	3	4	3.6	5	0	0	0	0	8	6.8
Totals			5 80:34	11-24	.458	2-10	.200	10-10	1.000	6	12	18	3.6	13	4	1	1	2	34	6.8

Player Averages

Games Played	Minutes/ game	Points/ game	FG Pct	3FG Pct	FT Pct	Rebounds/ game	Assists/ game	Turnovers/ game	Assist/Turnover ratio	Steals/ game	Blocks/ game
5	16.1	6.8	45.8	20.0	100.0	3.6	0.8	0.2	4.0	0.4	0.2

Single Game Highs

Statistic	Value
Points	18 vs Louisiana Col. 11/04/24
Rebounds	8 vs Bethune-Cookman 11/19/24, vs New Orleans 11/22/24, vs Fla. Atlantic 03/14/25
Assists	4 vs Southern Miss. 12/10/24
Steals	3 vs ULM 11/08/24
Blocks	2 vs Louisiana Col. 11/04/24, vs Bethune-Cookman 11/19/24
FG Made	7 vs Louisiana Col. 11/04/24
FG Attempts	13 vs Bethune-Cookman 11/19/24
3FG Made	4 vs Bethune-Cookman 11/19/24
3FG Attempts	6 vs Bethune-Cookman 11/19/24
FT Made	6 at Rice 01/25/25
FT Attempts	6 vs Southern Miss. 12/10/24, at Rice 01/25/25

				Field Goals		3-Point		F-Throws		Rebounds										Scoring	
SEASON	TEAM	GP-GS	MIN/AVG	FG-FGA	FG%	3FG-3FGA	3FG%	FT-FTA	FT%	OFF	DEF	TOT	AVG	PF-FO	A	TO	BLK	STL	PTS	AVG	
2024-25	Tulane	32-11	627/19.6	77-195	.395	30-86	.349	40-49	.816	24	92	116	3.6	64-1	23	28	11	23	224	7.0	
2025-26	Rad	5-5	81/16.1	11-24	.458	2-10	.200	10-10	1.000	6	12	18	3.6	13-2	4	1	1	2	34	6.8	
TOTAL FOR Rad		5-5	81/16.1	11-24	.458	2-10	.200	10-10	1.000	6	12	18	3.6	13-2	4	1	1	2	34	6.8	
TOTAL		37-16	708/19.1	88-219	.402	32-96	.333	50-59	.847	30	104	134	3.6	77-3	27	29	12	25	258	7.0	

6 LOUIE JORDAN



6'9" • SENIOR • LEICESTER, ENGLAD • UMBC



PRODUCTION TRACKER

Scored 10+ Points	-
Scored 20+ Points	-
Led RAD in Scoring	-
Made 3+ 3-Pointers	-
Had 10+ Rebounds	-
Led RAD in Rebounds	-
Had 3+ Assists	-
Led RAD in Assists	-
Had 3+ Steals	-
Led RAD in Steals	1
Led RAD in FT Made	-
Led RAD in Minutes Played	-

STORYLINES

-Was a sharpshooter from deep for UMBC in a breakout 2024-25 season hitting 48.8% (59-121) of his three-point shots while averaging 7.5 ppg and 0.9 apg.

-Scored in double figures seven times with UMBC topping out with a career-high 22 points. His three-point shooting ranked among the best of all Division I players with a minimum 100 attempts.

-Spent two years previously with Weber State appearing in 40 career games while earning Big Sky all-academic honors in 2022-23.

#6 JORDAN, Louie

Opponent	Date	GS	MIN	Total		3-Pointers		Free throws		Rebounds				PF	A	TO	BLK	STL	PTS	AVG
				FG-FGA	PCT	3FG-3FGA	PCT	FT-FTA	PCT	OFF	DEF	TOT	AVG							
Western Ill.	11/03/2025		19:05	2-5	.400	2-4	.500	1-3	.333	0	0	0	0.0	3	0	1	0	0	7	7.0
West Va. Wesleyan	11/07/2025		10:01	1-2	.500	0-1	.000	1-1	1.000	2	1	3	1.5	1	1	1	0	1	3	5.0
at North Carolina	11/11/2025		12:18	1-4	.250	1-3	.333	0-0	.000	0	3	3	2.0	5	0	0	0	0	3	4.3
vs Wright St.	11/15/2025		15:14	2-6	.333	2-5	.400	0-0	.000	0	1	1	1.8	2	0	0	0	2	6	4.8
vs Cleveland St.	11/16/2025		12:03	0-5	.000	0-5	.000	0-0	.000	1	1	2	1.8	3	0	2	1	0	0	3.8
Totals		0	68:41	6-22	.273	5-18	.278	2-4	.500	3	6	9	1.8	14	1	4	1	3	19	3.8

Player Averages

Games Played	Minutes/ game	Points/ game	FG Pct	3FG Pct	FT Pct	Rebounds/ game	Assists/ game	Turnovers/ game	Assist/Turnover ratio	Steals/ game	Blocks/ game
5	13.7	3.8	27.3	27.8	50.0	1.8	0.2	0.8	0.3	0.6	0.2

Single Game Highs

Statistic	Value	
Points	22	vs Valley Forge 11/11/24
Rebounds	12	at Towson 12/07/24
Assists	3	at Georgia Tech 12/18/24, vs UAlbany 02/27/25, vs Howard 11/25/24
Steals	2	5 times
Blocks	2	vs Penn St.-York 11/04/24
FG Made	7	vs Valley Forge 11/11/24
FG Attempts	10	at Georgia Tech 12/18/24, at Bryant 02/15/25, vs Valley Forge 11/11/24
3FG Made	6	vs Valley Forge 11/11/24
3FG Attempts	10	at Georgia Tech 12/18/24
FT Made	4	vs Boston U. 11/23/24
FT Attempts	4	at Georgia Tech 12/18/24, vs Boston U. 11/23/24

				Field Goals		3-Point		F-Throws		Rebounds									Scoring	
SEASON	TEAM	GP-GS	MIN/AVG	FG-FGA	FG%	3FG-3FGA	3FG%	FT-FTA	FT%	OFF	DEF	TOT	AVG	PF-FO	A	TO	BLK	STL	PTS	AVG
2022-23	Weber	19-0	97/5.1	3-14	.214	3-14	.214	0-0	.000	2	8	10	0.5	6-0	3	5	1	0	9	0.5
2023-24	Weber	21-0	122/5.8	15-44	.341	14-42	.333	0-3	.000	2	17	19	0.9	12-0	3	5	0	4	44	2.1
2024-25	UMBC	31-30	690/22.3	76-157	.484	59-121	.488	23-29	.793	11	109	120	3.9	68-2	28	41	11	14	234	7.5
2025-26	Rad	5-0	69/13.7	6-22	.273	5-18	.278	2-4	.500	3	6	9	1.8	14-1	1	4	1	3	19	3.8
TOTAL FOR Rad		5-0	69/13.7	6-22	.273	5-18	.278	2-4	.500	3	6	9	1.8	14-1	1	4	1	3	19	3.8
TOTAL		76-30	978/12.9	100-237	.422	81-195	.415	25-36	.694	18	140	158	2.1	100-3	35	55	13	21	306	4.0



7 FREDERIK ERICHSEN



6'9" • FRESHMAN • COPENHAGEN, DENMARK



PRODUCTION TRACKER

Scored 10+ Points	1
Scored 20+ Points	-
Led RAD in Scoring	-
Made 3+ 3-Pointers	-
Had 10+ Rebounds	-
Led RAD in Rebounds	-
Had 3+ Assists	1
Led RAD in Assists	-
Had 3+ Steals	-
Led RAD in Steals	1
Led RAD in FT Made	1
Led RAD in Minutes Played	-

STORYLINES

-Spent the last year playing for Ratiopharm ULM in the German NBBL averaging 16.8ppg, 7.4rbs, 2.0 apg, 1.5stl/g in just 22.9mpg.

-In the Fall of 2024 Frederik appeared in 3 games for the Denmark Senior Men's National team posting a game with 6 points and 2 assists in 17 minutes vs the Serbia Men's National Team.

-During the Summer of 2024 Frederik represented the Denmark U18 team in the European Championships. During the tournament Frederik led the team in assists per game posting averages of: 11.3ppg, 4.8rbs, and 6.2 apg in 25mpg.

-Frederik also made appearances in prestige events in the summer of 2024 playing at the Adidas Nations Next Generation tournament & the NBA Academy games where he led his team in assists, rebounds and a championship appearance.

#7 ERICHSEN, Frederik

Opponent	Date	GS	MIN	Total		3-Pointers		Free throws		Rebounds				PF A TO BLK STL PTS AVG						
				FG-FGA	PCT	3FG-3FGA	PCT	FT-FTA	PCT	OFF	DEF	TOT	AVG	P	A	T	B	S	T	P
Western Ill.	11/03/2025		16:12	2-3	.667	0-1	.000	3-5	.600	2	1	3	3.0	2	1	0	1	0	7	7.0
West Va. Wesleyan	11/07/2025		18:58	4-8	.500	1-2	.500	4-4	1.000	3	2	5	4.0	1	3	1	0	2	13	10.0
at North Carolina	11/11/2025		15:05	0-0	.000	0-0	.000	0-0	.000	2	3	5	4.3	1	1	1	0	1	0	6.7
vs Wright St.	11/15/2025		12:43	1-3	.333	0-1	.000	2-2	1.000	0	1	1	3.5	1	0	0	0	0	4	6.0
vs Cleveland St.	11/16/2025		09:14	0-3	.000	0-1	.000	2-2	1.000	2	2	4	3.6	0	0	1	0	0	2	5.2
Totals		0	72:12	7-17	.412	1-5	.200	11-13	.846	9	9	18	3.6	5	5	3	1	3	26	5.2

Player Averages

Games Played	Minutes/ game	Points/ game	FG Pct	3FG Pct	FT Pct	Rebounds/ game	Assists/ game	Turnovers/ game	Assist/Turnover ratio	Steals/ game	Blocks/ game
5	14.4	5.2	41.2	20.0	84.6	3.6	1.0	0.6	1.7	0.6	0.2

Single Game Highs

Statistic	Value
Points	13 vs West Va. Wesleyan 11/07/25
Rebounds	5 at North Carolina 11/11/25, vs West Va. Wesleyan 11/07/25
Assists	3 vs West Va. Wesleyan 11/07/25
Steals	2 vs West Va. Wesleyan 11/07/25
Blocks	1 vs Western Ill. 11/03/25
FG Made	4 vs West Va. Wesleyan 11/07/25
FG Attempts	8 vs West Va. Wesleyan 11/07/25
3FG Made	1 vs West Va. Wesleyan 11/07/25
3FG Attempts	2 vs West Va. Wesleyan 11/07/25
FT Made	4 vs West Va. Wesleyan 11/07/25

ERICHSEN, Frederik

				Field Goals		3-Point		F-Throws		Rebounds									Scoring	
SEASON	TEAM	GP-GS	MIN/AVG	FG-FGA	FG%	3FG-3FGA	3FG%	FT-FTA	FT%	OFF	DEF	TOT	AVG	PF-FO	A	TO	BLK	STL	PTS	AVG
2025-26	Rad	5-0	72/14.4	7-17	.412	1-5	.200	11-13	.846	9	9	18	3.6	5-0	5	3	1	3	26	5.2
TOTAL		5-0	72/14.4	7-17	.412	1-5	.200	11-13	.846	9	9	18	3.6	5-0	5	3	1	3	26	5.2



10 DEL JONES



6'3" • SOPHOMORE • LANDOVER, MARYLAND • CLEMSON



PRODUCTION TRACKER

Scored 10+ Points	4
Scored 20+ Points	2
Led RAD in Scoring	2
Made 3+ 3-Pointers	-
Had 10+ Rebounds	-
Led RAD in Rebounds	-
Had 3+ Assists	4
Led RAD in Assists	2
Had 3+ Steals	-
Led RAD in Steals	-
Led RAD in FT Made	3
Led RAD in Minutes Played	1

STORYLINES

-Appeared in 32 games with Clemson during the 2024-25 season totaling 123 points and 32 assists in his freshman campaign.

-Last season, dropped a season-high of 13 points at Virginia Tech while also scoring in double figures against Penn State. Shot 40% overall on the season on 119 total attempts while sinking 31% of his three-point shots

-Scored his first career NCAA Tournament points in First Round action against McNeese in 12 minutes of action.

-Was ranked as 66th overall player and 14th point guard according to ESPN out of high school as a four-star recruit. Ranked 90th overall and 7th point guard by 247Sports.

#10 JONES, Del

Opponent	Date	GS	MIN	Total		3-Pointers		Free throws		Rebounds				PF	A	TO	BLK	STL	PTS	AVG
				FG-FA	PCT	3FG-3FA	PCT	FT-FTA	PCT	OFF	DEF	TOT	AVG							
Western Ill.	11/03/2025	*	30:57	8-14	.571	0-4	.000	6-7	.857	1	1	2	2.0	2	3	2	0	0	22	22.0
West Va. Wesleyan	11/07/2025	*	22:10	4-8	.500	0-3	.000	0-2	.000	0	1	1	1.5	0	8	2	0	1	8	15.0
at North Carolina	11/11/2025	*	29:21	7-18	.389	1-5	.200	7-11	.636	0	2	2	1.7	3	0	3	0	1	22	17.3
vs Wright St.	11/15/2025	*	27:30	0-8	.000	0-2	.000	6-8	.750	1	2	3	2.0	2	3	5	0	0	6	14.5
vs Cleveland St.	11/16/2025	*	37:03	8-18	.444	1-4	.250	2-3	.667	1	4	5	2.6	4	5	5	0	1	19	15.4
Totals		5	147:00	27-66	.409	2-18	.111	21-31	.677	3	10	13	2.6	11	19	17	0	3	77	15.4

Player Averages

Games Played	Minutes/ game	Points/ game	FG Pct	3FG Pct	FT Pct	Rebounds/ game	Assists/ game	Turnovers/ game	Assist/Turnover ratio	Steals/ game	Blocks/ game
5	29.4	15.4	40.9	11.1	67.7	2.6	3.8	3.4	1.1	0.6	0.0

Single Game Highs

Statistic	Value
Points	22 at North Carolina 11/11/25, vs Western Ill. 11/03/25
Rebounds	5 at Boston College 03/05/25, at Virginia Tech 01/25/25, vs Cleveland St. 11/16/25
Assists	8 vs West Va. Wesleyan 11/07/25
Steals	1 9 times
Blocks	1 vs Charleston So. 11/04/24, vs Louisville 03/14/25
FG Made	8 vs Western Ill. 11/03/25, vs Cleveland St. 11/16/25
FG Attempts	18 at North Carolina 11/11/25, vs Cleveland St. 11/16/25
3FG Made	3 vs Florida St. 01/11/25
3FG Attempts	6 vs Eastern Ky. 11/12/24
FT Made	7 at North Carolina 11/11/25
FT Attempts	11 at North Carolina 11/11/25

JONES, Del

				Field Goals		3-Point		F-Throws		Rebounds									Scoring	
SEASON	TEAM	GP-GS	MIN/AVG	FG-FGA	FG%	3FG-3FGA	3FG%	FT-FTA	FT%	OFF	DEF	TOT	AVG	PF-FO	A	TO	BLK	STL	PTS	AVG
2024-25	CU	32-0	376/11.8	48-119	.403	14-45	.311	13-17	.765	13	34	47	1.5	35-0	32	25	2	6	123	3.8
2025-26	Rad	5-5	147/29.4	27-66	.409	2-18	.111	21-31	.677	3	10	13	2.6	11-0	19	17	0	3	77	15.4
TOTAL FOR Rad		5-5	147/29.4	27-66	.409	2-18	.111	21-31	.677	3	10	13	2.6	11-0	19	17	0	3	77	15.4
TOTAL		37-5	523/14.1	75-185	.405	16-63	.254	34-48	.708	16	44	60	1.6	46-0	51	42	2	9	200	5.4



11 DENNIS PARKER JR.



6'6" • JUNIOR • RICHMOND, VIRGINIA • N.C. STATE



PRODUCTION TRACKER

Scored 10+ Points	5
Scored 20+ Points	1
Led RAD in Scoring	2
Made 3+ 3-Pointers	-
Had 10+ Rebounds	-
Led RAD in Rebounds	1
Had 3+ Assists	1
Led RAD in Assists	-
Had 3+ Steals	1
Led RAD in Steals	3
Led RAD in FT Made	1
Led RAD in Minutes Played	-

STORYLINES

-Transfers into the program after spending the last two seasons with N.C. State where he appeared in 52 games and earned 12 starts averaging 13.4 minutes per game.

-During the 2024-25 campaign, shot 38% overall totaling 79 points and 18 assists. Scored a season-high 18 points against Vanderbilt, just missing a double-double with nine rebounds in the same contest

-Scored 95 points (3.8 ppg) and 75 rebounds (3.0 rpg) while shooting 41% overall in his debut season with N.C. State. Was a member of that Wolfpack program's remarkable 2024 NCAA Tournament run that advanced to the Final Four.

-Consensus four-star recruit in the Class of 2023 ranked 94th overall by Rivals.com and 97th overall by On3.com.

#11 PARKER, JR., Dennis

Opponent	Date	GS	MIN	Total		3-Pointers		Free throws		Rebounds				PF		A		BLK		STL		PTS		AVG
				FG-FGA	PCT	3FG-3FGA	PCT	FT-FTA	PCT	OFF	DEF	TOT	AVG											
Western Ill.	11/03/2025	*	25:09	5-9	.556	0-3	.000	4-6	.667	1	4	5	5.0	3	0	0	2	1	14	14.0				
West Va. Wesleyan	11/07/2025	*	20:57	7-14	.500	1-4	.250	0-1	.000	2	3	5	5.0	1	3	0	0	2	15	14.5				
at North Carolina	11/11/2025	*	33:05	8-17	.471	2-6	.333	5-10	.500	1	5	6	5.3	1	0	3	1	0	23	17.3				
vs Wright St.	11/15/2025	*	23:34	6-11	.545	1-3	.333	2-2	1.000	0	4	4	5.0	3	2	2	0	2	15	16.8				
vs Cleveland St.	11/16/2025	*	26:16	5-16	.313	0-4	.000	5-8	.625	2	4	6	5.2	4	2	4	0	3	15	16.4				
Totals		5	129:01	31-67	.463	4-20	.200	16-27	.593	6	20	26	5.2	12	7	9	3	8	82	16.4				

Player Averages

Games Played	Minutes/ game	Points/ game	FG Pct	3FG Pct	FT Pct	Rebounds/ game	Assists/ game	Turnovers/ game	Assist/Turnover ratio	Steals/ game	Blocks/ game
5	25.8	16.4	46.3	20.0	59.3	5.2	1.4	1.8	0.8	1.6	0.6

Single Game Highs

Statistic	Value
Points	23 at North Carolina 11/11/25
Rebounds	10 vs UT Martin 12/12/23
Assists	3 vs Rider 12/22/24, vs West Va. Wesleyan 11/07/25
Steals	4 vs Charleston So. 11/17/23
Blocks	3 vs North Carolina 01/11/25
FG Made	8 at North Carolina 11/11/25
FG Attempts	17 at North Carolina 11/11/25
3FG Made	3 vs Virginia 01/06/24
3FG Attempts	6 at North Carolina 11/11/25
FT Made	5 at North Carolina 11/11/25, vs Cleveland St. 11/16/25
FT Attempts	10 at North Carolina 11/11/25

				Field Goals		3-Point		F-Throws		Rebounds									Scoring	
SEASON	TEAM	GP-GS	MIN/AVG	FG-FGA	FG%	3FG-3FGA	3FG%	FT-FTA	FT%	OFF	DEF	TOT	AVG	PF-FO	A	TO	BLK	STL	PTS	AVG
2023-24	NCSU	29-12	447/15.4	51-115	.443	12-39	.308	21-39	.538	35	58	93	3.2	33-0	11	19	7	21	135	4.7
2024-25	NCSU	27-0	332/12.3	30-80	.375	9-36	.250	10-24	.417	20	43	63	2.3	29-0	18	13	15	12	79	2.9
2025-26	Rad	5-5	129/25.8	31-67	.463	4-20	.200	16-27	.593	6	20	26	5.2	12-0	7	9	3	8	82	16.4
TOTAL FOR Rad		5-5	129/25.8	31-67	.463	4-20	.200	16-27	.593	6	20	26	5.2	12-0	7	9	3	8	82	16.4
TOTAL		61-17	907/14.9	112-262	.427	25-95	.263	47-90	.522	61	121	182	3.0	74-0	36	41	25	41	296	4.9



12 GABRIEL FERREIRA



6'10" • CENTER • PUALISTA-PERNAMBUCO, BRAZIL • NBA ACAD. LATIN AMERICA



PRODUCTION TRACKER

Scored 10+ Points	-
Scored 20+ Points	-
Led RAD in Scoring	-
Made 3+ 3-Pointers	-
Had 10+ Rebounds	-
Led RAD in Rebounds	-
Had 3+ Assists	-
Led RAD in Assists	-
Had 3+ Steals	-
Led RAD in Steals	-
Led RAD in FT Made	-
Led RAD in Minutes Played	-

STORYLINES

-Comes to Radford from NBA Latin America Academy where he was the starting Center. During the 2024-25 season Gabi averaged 15.5ppg, 10.1rbs, 1.6 blocks/g and 1.4 stl/g while shooting 38% from 3. He posted these numbers vs other NBA Academies, NIKE EYBL teams, Mexican Universities, and versus the top prep schools programs in the United States.

-Gabi has made numerous appearances for the Brazilian National team, most recently being the starting Center during the 2024 FIBA U18 Americas Championship averaging 6.3ppg, 4.5rbs, 1.5 blk, and 1apg.

#12 FERREIRA, Gabriel

Opponent	Date	GS	MIN	Total		3-Pointers		Free throws		Rebounds				PF A TO BLK STL PTS AVG						
				FG-FGA	PCT	3FG-3FGA	PCT	FT-FTA	PCT	OFF	DEF	TOT	AVG	PF	A	TO	BLK	STL	PTS	AVG
Western Ill.	11/03/2025		03:11	0-0	.000	0-0	.000	0-0	.000	0	2	2	2.0	0	0	0	0	0	0	0.0
West Va. Wesleyan	11/07/2025		14:47	2-2	1.000	0-0	.000	0-0	.000	1	2	3	2.5	0	0	1	2	1	4	2.0
at North Carolina	11/11/2025		08:52	1-3	.333	0-0	.000	1-2	.500	2	3	5	3.3	3	0	0	0	0	3	2.3
vs Wright St.	11/15/2025		06:10	0-1	.000	0-0	.000	0-0	.000	1	0	1	2.8	2	0	0	0	0	0	1.8
Totals		0	33:00	3-6	.500	0-0	.000	1-2	.500	4	7	11	2.8	5	0	1	2	1	7	1.8

Player Averages

Games Played	Minutes/ game	Points/ game	FG Pct	3FG Pct	FT Pct	Rebounds/ game	Assists/ game	Turnovers/ game	Assist/Turnover ratio	Steals/ game	Blocks/ game
4	8.3	1.8	50.0	0.0	50.0	2.8	0.0	0.3	0.0	0.3	0.5

Single Game Highs

Statistic	Value
Points	4 vs West Va. Wesleyan 11/07/25
Rebounds	5 at North Carolina 11/11/25
Steals	1 vs West Va. Wesleyan 11/07/25
Blocks	2 vs West Va. Wesleyan 11/07/25
FG Made	2 vs West Va. Wesleyan 11/07/25
FG Attempts	3 at North Carolina 11/11/25
FT Made	1 at North Carolina 11/11/25
FT Attempts	2 at North Carolina 11/11/25

FERREIRA, Gabriel

				Field Goals		3-Point		F-Throws		Rebounds				Scoring						
SEASON	TEAM	GP-GS	MIN/AVG	FG-FGA	FG%	3FG-3FGA	3FG%	FT-FTA	FT%	OFF	DEF	TOT	AVG	PF-FO	A	TO	BLK	STL	PTS	AVG
2025-26	Rad	4-0	33/8.3	3-6	.500	0-0	.000	1-2	.500	4	7	11	2.8	5-0	0	1	2	1	7	1.8
TOTAL		4-0	33/8.3	3-6	.500	0-0	.000	1-2	.500	4	7	11	2.8	5-0	0	1	2	1	7	1.8



13 BRADLEY LAND



6'6" • REDSHIRT JUNIOR • DALLAS, TEXAS • COLORADO CHRISTIAN



PRODUCTION TRACKER

- Scored 10+ Points -
- Scored 20+ Points -
- Led RAD in Scoring -
- Made 3+ 3-Pointers -
- Had 10+ Rebounds -
- Led RAD in Rebounds -
- Had 3+ Assists -
- Led RAD in Assists -
- Had 3+ Steals -
- Led RAD in Steals -
- Led RAD in FT Made -
- Led RAD in Minutes Played -

STORYLINES

-Spent the last two seasons at Colorado Christian amassing an impressive 12.7 ppg, 1.3 apg and 5.4 rpg over 54 career starts.

-Was a premier scorer for the Cougars in 2024-25 averaging 14.5 ppg eclipsing 10 points 22 times and 20 points five times. Set a career-high with 27 points against Western Colorado. Was named to the second-team all-RMAC list at the conclusion of the season.

#13 LAND, Bradley

Opponent	Date	GS	MIN	Total		3-Pointers		Free throws		Rebounds				PF		A		BLK		STL		PTS	
				FG	FGA	PCT	3FG	3FGA	PCT	FT	FTA	PCT	OFF	DEF	TOT	AVG							
West Va. Wesleyan	11/07/2025		10:34	1-5	.200		0-1	.000		0-0	.000		2	1	3	3.0	0	0	0	0	0	2	2.0
at North Carolina	11/11/2025		00:57	0-0	.000		0-0	.000		0-0	.000		0	0	0	1.5	0	0	0	0	0	0	1.0
vs Wright St.	11/15/2025		03:20	0-0	.000		0-0	.000		0-0	.000		0	0	0	1.0	1	0	0	0	0	0	0.7
Totals		0	14:51	1-5	.200		0-1	.000		0-0	.000		2	1	3	1.0	1	0	0	0	0	2	0.7

Player Averages

Games Played	Minutes/game	Points/game	FG Pct	3FG Pct	FT Pct	Rebounds/game	Assists/game	Turnovers/game	Assist/Turnover ratio	Steals/game	Blocks/game
3	5.0	0.7	20.0	0.0	0.0	1.0	0.0	0.0	0.0	0.0	0.0

Single Game Highs

Statistic	Value
Points	27 vs Western Colo. 02/01/25
Rebounds	12 vs N.M. Highlands 02/17/24
Assists	5 vs Chadron St. 11/26/24
Steals	3 4 times
Blocks	3 at Regis (CO) 01/26/24, vs CSU Pueblo 02/16/24
FG Made	12 vs Black Hills St. 02/03/24
FG Attempts	21 vs Western Colo. 02/01/25
3FG Made	4 vs N.M. Highlands 02/17/24
3FG Attempts	7 vs MSU Denver 03/01/25
FT Made	8 vs Western Colo. 02/01/25
FT Attempts	9 vs Western Colo. 02/01/25

LAND, Bradley

				Field Goals		3-Point		F-Throws		Rebounds										Scoring	
SEASON	TEAM	GP-GS	MIN/AVG	FG-FGA	FG%	3FG-3FGA	3FG%	FT-FTA	FT%	OFF	DEF	TOT	AVG	PF-FO	A	TO	BLK	STL	PTS	AVG	
2023-24	CC	28-23	693/24.7	116-217	.535	12-43	.279	67-93	.720	46	119	165	5.9	72-2	24	52	18	29	311	11.1	
2024-25	CC	26-24	708/27.2	144-286	.503	21-63	.333	68-87	.782	30	96	126	4.8	62-2	46	66	10	19	377	14.5	
2025-26	Rad	3-0	15/5.0	1-5	.200	0-1	.000	0-0	.000	2	1	3	1.0	1-0	0	0	0	0	2	0.7	
TOTAL FOR Rad		3-0	15/5.0	1-5	.200	0-1	.000	0-0	.000	2	1	3	1.0	1-0	0	0	0	0	2	0.7	
TOTAL		57-47	1415/24.8	261-508	.514	33-107	.308	135-180	.750	78	216	294	5.2	135-4	70	118	28	48	690	12.1	



21 TYSON BROWN



6'9" • GRADUATE • VIRGINIA BEACH, VIRGINIA • GEORGIA SOUTHERN



PRODUCTION TRACKER

Scored 10+ Points	3
Scored 20+ Points	-
Led RAD in Scoring	-
Made 3+ 3-Pointers	-
Had 10+ Rebounds	2
Led RAD in Rebounds	3
Had 3+ Assists	-
Led RAD in Assists	-
Had 3+ Steals	-
Led RAD in Steals	-
Led RAD in FT Made	-
Led RAD in Minutes Played	1

STORYLINES

-Standout player for the Georgia Southern program last season totaling 241 points and 225 rebounds while setting the program record for single-season shooting percentage at an impressive 63.4% clip (102-161).

-One of only four players to appear in all 33 games starting in 29 while leading the team in shooting, rebounding (6.8), blocks (33) and double-doubles (4).

-Recorded the first point in the history of Georgia Southern's Hill Convocation Center with a 12-point performance against North Florida.

-Spent the 2023-24 season at Rhode Island appearing in 32 games with 16 starts. Average 4.3 points and 4.1 rebounds per game while leading the team with 23 blocks.

#21 BROWN, Tyson

Opponent	Date	GS	MIN	Total		3-Pointers		Free throws		Rebounds				PF	A	TO	BLK	STL	PTS	AVG	
				FG-FTA	PCT	3FG-3FGA	PCT	FT-FTA	PCT	OFF	DEF	TOT	AVG								
Western Ill.	11/03/2025	*	29:30	5-6	.833	0-0	.000	0-4	.000	2	2	4	4.0	4	1	0	1	0	10	10.0	
West Va. Wesleyan	11/07/2025	*	20:48	5-6	.833	0-0	.000	1-2	.500	5	3	8	6.0	2	0	4	1	1	11	10.5	
at North Carolina	11/11/2025	*	18:17	0-0	.000	0-0	.000	0-0	.000	0	4	4	5.3	5	0	1	0	0	0	7.0	
vs Wright St.	11/15/2025	*	29:48	4-5	.800	0-0	.000	0-3	.000	3	8	11	6.8	2	1	4	5	1	8	7.3	
vs Cleveland St.	11/16/2025	*	32:51	4-6	.667	0-0	.000	3-8	.375	7	6	13	8.0	4	0	2	1	1	11	8.0	
Totals			5	131:15	18-23	.783	0-0	.000	4-17	.235	17	23	40	8.0	17	2	11	8	3	40	8.0

Player Averages

Games Played	Minutes/game	Points/game	FG Pct	3FG Pct	FT Pct	Rebounds/game	Assists/game	Turnovers/game	Assist/Turnover ratio	Steals/game	Blocks/game
5	26.2	8.0	78.3	0.0	23.5	8.0	0.4	2.2	0.2	0.6	1.6

Single Game Highs

Statistic	Value
Points	17 vs Old Dominion 02/15/25
Rebounds	14 at Georgia St. 01/08/25
Assists	5 vs Old Dominion 02/15/25
Steals	3 4 times
Blocks	5 vs Wright St. 11/15/25
FG Made	7 at Troy 01/30/25, vs Old Dominion 02/15/25, vs Southern Miss. 03/05/25
FG Attempts	10 at Troy 01/30/25, vs Southern Miss. 03/05/25
FT Made	6 at Fordham 03/09/24
FT Attempts	10 at Fordham 03/09/24

BROWN, Tyson

				Field Goals		3-Point		F-Throws		Rebounds									Scoring	
SEASON	TEAM	GP-GS	MIN/AVG	FG-FGA	FG%	3FG-3FGA	3FG%	FT-FTA	FT%	OFF	DEF	TOT	AVG	PF-FO	A	TO	BLK	STL	PTS	AVG
2023-24	URI	32-16	514/16.1	55-96	.573	0-0	.000	27-49	.551	50	82	132	4.1	67-0	11	29	23	16	137	4.3
2024-25	GS	33-29	710/21.5	102-161	.634	0-0	.000	37-79	.468	90	135	225	6.8	95-5	28	40	33	22	241	7.3
2025-26	Rad	5-5	131/26.2	18-23	.783	0-0	.000	4-17	.235	17	23	40	8.0	17-1	2	11	8	3	40	8.0
TOTAL FOR Rad		5-5	131/26.2	18-23	.783	0-0	.000	4-17	.235	17	23	40	8.0	17-1	2	11	8	3	40	8.0
TOTAL		70-50	1355/19.4	175-280	.625	0-0	.000	68-145	.469	157	240	397	5.7	179-6	41	80	64	41	418	6.0



24 LUKAS WALLS



6'5" • JUNIOR • KNOXVILLE, TENNESSEE • SAMFORD



PRODUCTION TRACKER

Scored 10+ Points	1
Scored 20+ Points	-
Led RAD in Scoring	-
Made 3+ 3-Pointers	-
Had 10+ Rebounds	-
Led RAD in Rebounds	-
Had 3+ Assists	-
Led RAD in Assists	-
Had 3+ Steals	-
Led RAD in Steals	-
Led RAD in FT Made	1
Led RAD in Minutes Played	-

STORYLINES

-Played 22.8 minutes in the most recent 2024-25 campaign on a very successful Samford program the last two seasons appearing in 59 games.

-During 2024-25, shot 45% overall and 39% from three with 5.8 ppg. Scored in double figures in NIT action against George Mason with season-highs of 12 points against Michigan State and Wofford.

-In his freshman campaign with the Bulldogs, scored a season-high 11 points three times against Alabama A&M, Wofford and The Citadel.

-Prepped at Webb School of Knoxville, Tenn. and was named Mr. Division II-AA for the state of Tennessee in 2023. Three-time all-state, four-time all-district and four-time all-region selection. As a senior, averaged over 18 points per game with 5.9 rebounds and 2.8 assists.

#24 WALLS, Lukas

Opponent	Date	GS	MIN	Total		3-Pointers		Free throws		Rebounds				PF	A	TO	BLK	STL	PTS	
				FG-FGA	PCT	3FG-3FGA	PCT	FT-FTA	PCT	OFF	DEF	TOT	AVG						AVG	
Western Ill.	11/03/2025		05:04	0-1	.000	0-1	.000	0-0	.000	0	0	0	0.0	1	0	1	0	0	0	0.0
West Va. Wesleyan	11/07/2025		18:46	3-5	.600	2-4	.500	0-0	.000	1	6	7	3.5	0	1	4	0	1	8	4.0
at North Carolina	11/11/2025		15:02	1-3	.333	0-2	.000	0-0	.000	2	0	2	3.0	5	0	0	0	1	2	3.3
vs Wright St.	11/15/2025		23:12	2-4	.500	1-2	.500	1-2	.500	0	0	0	2.3	3	0	1	0	1	6	4.0
vs Cleveland St.	11/16/2025		20:55	3-4	.750	2-3	.667	5-6	.833	3	3	6	3.0	3	0	0	0	0	13	5.8
Totals		0	82:59	9-17	.529	5-12	.417	6-8	.750	6	9	15	3.0	12	1	6	0	3	29	5.8

Player Averages

Games Played	Minutes/ game	Points/ game	FG Pct	3FG Pct	FT Pct	Rebounds/ game	Assists/ game	Turnovers/ game	Assist/Turnover ratio	Steals/ game	Blocks/ game
5	16.6	5.8	52.9	41.7	75.0	3.0	0.2	1.2	0.2	0.6	0.0

Single Game Highs

Statistic	Value	
Points	13	vs Cleveland St. 11/16/25
Rebounds	9	vs Rhodes 11/12/24
Assists	5	at The Citadel 02/01/25
Steals	4	vs Chattanooga 02/12/25, vs VMI 01/09/25
Blocks	1	5 times
FG Made	4	7 times
FG Attempts	9	vs Utah Valley 11/27/24
3FG Made	2	10 times
3FG Attempts	5	vs Utah Valley 11/27/24
FT Made	5	vs Cleveland St. 11/16/25
FT Attempts	6	at Wofford 02/28/24, vs Cleveland St. 11/16/25

				Field Goals		3-Point		F-Throws		Rebounds				Scoring						
SEASON	TEAM	GP-GS	MIN/AVG	FG-FGA	FG%	3FG-3FGA	3FG%	FT-FTA	FT%	OFF	DEF	TOT	AVG	PF-FO	A	TO	BLK	STL	PTS	AVG
2023-24	SU	34-1	314/9.2	41-82	.500	14-30	.467	15-20	.750	8	31	39	1.1	39-0	16	22	3	13	111	3.3
2024-25	SU	33-0	716/21.7	64-142	.451	30-78	.385	32-45	.711	43	67	110	3.3	59-1	44	24	2	40	190	5.8
2025-26	Rad	5-0	83/16.6	9-17	.529	5-12	.417	6-8	.750	6	9	15	3.0	12-1	1	6	0	3	29	5.8
TOTAL FOR Rad		5-0	83/16.6	9-17	.529	5-12	.417	6-8	.750	6	9	15	3.0	12-1	1	6	0	3	29	5.8
TOTAL		72-1	1113/15.5	114-241	.473	49-120	.408	53-73	.726	57	107	164	2.3	110-2	61	52	5	56	330	4.6



30 WARREN KEEL JR.



6'0" • GUARD • LYNN, MASS. • PUTNAM SCIENCE ACADEMY



PRODUCTION TRACKER

- Scored 10+ Points -
- Scored 20+ Points -
- Led RAD in Scoring -
- Made 3+ 3-Pointers -
- Had 10+ Rebounds -
- Led RAD in Rebounds -
- Had 3+ Assists -
- Led RAD in Assists -
- Had 3+ Steals -
- Led RAD in Steals -
- Led RAD in FT Made -
- Led RAD in Minutes Played -

STORYLINES

#30 KEEL, Warren

Opponent	Date	GS	MIN	Total		3-Pointers		Free throws		Rebounds				PF	A	TO	BLK	STL	PTS	AVG
				FG-FGA	PCT	3FG-3FGA	PCT	FT-FTA	PCT	OFF	DEF	TOT	AVG							
West Va. Wesleyan	11/07/2025		08:13	2-3	.667	1-2	.500	0-0	.000	0	0	0	0.0	0	0	0	0	0	5	5.0
at North Carolina	11/11/2025		02:44	0-1	.000	0-0	.000	0-0	.000	0	2	2	1.0	0	0	0	0	1	0	2.5
vs Wright St.	11/15/2025		03:20	0-0	.000	0-0	.000	0-0	.000	0	0	0	0.7	0	1	0	0	0	0	1.7
Totals		0	14:17	2-4	.500	1-2	.500	0-0	.000	0	2	2	0.7	0	1	0	0	1	5	1.7

Player Averages

Games Played	Minutes/ game	Points/ game	FG Pct	3FG Pct	FT Pct	Rebounds/ game	Assists/ game	Turnovers/ game	Assist/Turnover ratio	Steals/ game	Blocks/ game
3	4.8	1.7	50.0	50.0	0.0	0.7	0.3	0.0	1.0	0.3	0.0

Single Game Highs

Statistic	Value
Points	5 vs West Va. Wesleyan 11/07/25
Rebounds	2 at North Carolina 11/11/25
Assists	1 vs Wright St. 11/15/25
Steals	1 at North Carolina 11/11/25
FG Made	2 vs West Va. Wesleyan 11/07/25
FG Attempts	3 vs West Va. Wesleyan 11/07/25
3FG Made	1 vs West Va. Wesleyan 11/07/25
3FG Attempts	2 vs West Va. Wesleyan 11/07/25

KEEL, Warren

				Field Goals		3-Point		F-Throws		Rebounds				Scoring						
SEASON	TEAM	GP-GS	MIN/AVG	FG-FGA	FG%	3FG-3FGA	3FG%	FT-FTA	FT%	OFF	DEF	TOT	AVG	PF-FO	A	TO	BLK	STL	PTS	AVG
2025-26	Rad	3-0	14/4.8	2-4	.500	1-2	.500	0-0	.000	0	2	2	0.7	0-0	1	0	0	1	5	1.7
TOTAL		3-0	14/4.8	2-4	.500	1-2	.500	0-0	.000	0	2	2	0.7	0-0	1	0	0	1	5	1.7



31 DIOGO ALVES



6'2" • FRESHMAN • TUALATIN, OREGON • TUALATIN HIGH SCHOOL



PRODUCTION TRACKER

Scored 10+ Points	-
Scored 20+ Points	-
Led RAD in Scoring	-
Made 3+ 3-Pointers	-
Had 10+ Rebounds	-
Led RAD in Rebounds	-
Had 3+ Assists	-
Led RAD in Assists	-
Had 3+ Steals	-
Led RAD in Steals	-
Led RAD in FT Made	-
Led RAD in Minutes Played	-

STORYLINES

-Brings a plethora of Elite High School and FIBA National Team experience. Known as a knockdown shooter for Tualatin High School in Tualatin, Oregon. Following the 24-25 season Diogo was named Defensive MVP for his team.

-Prior to Tualatin, Diogo played for Lakeridge High School and before that, Salt Lake Academy.

-The Marksman also appeared for the Brazilian u17 National Team in the 2023 South American Championships and the FIBA U18 Americas Championship. On the 2023 Bronze Medal u17 Brazilian team, Diogo averaged 5.2ppg. Alves also participated in the prestigious BWB Americas event in Montreal in 2023 where he averaged 4ppg on 40% 3pt shooting.

2025-26 SEASON STATISTICS



2025-26 Radford Men's Basketball Combined Team Statistics All games

Page 1/1
as of Nov 17, 2025

Game Records

Record	Overall	Home	Away	Neutral
ALL GAMES	2-3	2-0	0-1	0-2
CONFERENCE	0-0	0-0	0-0	0-0
NON-CONFERENCE	2-3	2-0	0-1	0-2

Score by Periods

Team	1st	2nd	OT	TOT
Radford	194	200	0	394
Opponents	172	232	0	404

Team Box Score

No.	Player				Total		3-Point		F-Throw		Rebounds													
		GP-GS	MIN	AVG	FG-FGA	FG%	3FG-3FGA	3FG%	FT-FTA	FT%	OFF	DEF	TOT	AVG	PF	DQ	A	TO	BLK	STL	PTS	AVG		
11	PARKER, JR., Dennis	5-5	129:01	25.8	31-67	.463	4-20	.200	16-27	.593	6	20	26	5.2	12	0	7	9	3	8	82	16.4		
10	JONES, Del	5-5	147:00	29.4	27-66	.409	2-18	.111	21-31	.677	3	10	13	2.6	11	0	19	17	0	3	77	15.4		
3	JOHNSON, Jaylon	5-5	130:42	26.1	15-47	.319	10-28	.357	6-8	.750	4	6	10	2.0	12	1	18	11	0	7	46	9.2		
21	BROWN, Tyson	5-5	131:15	26.2	18-23	.783	0-0	.000	4-17	.235	17	23	40	8.0	17	1	2	11	8	3	40	8.0		
5	JORDAN, Mari	5-5	80:34	16.1	11-24	.458	2-10	.200	10-10	1.000	6	12	18	3.6	13	2	4	1	1	2	34	6.8		
24	WALLS, Lukas	5-0	82:59	16.6	9-17	.529	5-12	.417	6-8	.750	6	9	15	3.0	12	1	1	6	0	3	29	5.8		
4	RIGSBY, Brennan	5-0	95:28	19.1	9-24	.375	5-19	.263	4-5	.800	7	7	14	2.8	11	0	6	2	3	2	27	5.4		
7	ERICHSEN, Frederik	5-0	72:12	14.4	7-17	.412	1-5	.200	11-13	.846	9	9	18	3.6	5	0	5	3	1	3	26	5.2		
6	JORDAN, Louie	5-0	68:41	13.7	6-22	.273	5-18	.278	2-4	.500	3	6	9	1.8	14	1	1	4	1	3	19	3.8		
12	FERREIRA, Gabriel	4-0	33:00	8.3	3-6	.500	0-0	.000	1-2	.500	4	7	11	2.8	5	0	0	1	2	1	7	1.8		
30	KEEL, Warren	3-0	14:17	4.8	2-4	.500	1-2	.500	0-0	.000	0	2	2	0.7	0	0	1	0	0	1	5	1.7		
13	LAND, Bradley	3-0	14:51	5.0	1-5	.200	0-1	.000	0-0	.000	2	1	3	1.0	1	0	0	0	0	0	2	0.7		
Team											11	9	20					1						
Total		5	1000		139-322	.432	35-133	.263	81-125	.648	78	121	199	39.8	113	6	64	66	19	36	394	78.8		
Opponents		5	1000		130-299	.435	43-119	.361	101-151	.669	64	130	194	38.8	104	2	73	68	13	39	404	80.8		

Team Statistics

	RAD	OPP
Scoring	394	404
Points per game	78.8	80.8
Scoring margin	-2.0	-
Field goals-att	139-322	130-299
Field goal pct	.432	.435
3 point fg-att	35-133	43-119
3-point FG pct	.263	.361
3-pt FG made per game	7.0	8.6
Free throws-att	81-125	101-151
Free throw pct	.648	.669
F-Throws made per game	16.2	20.2
Rebounds	199	194
Rebounds per game	39.8	38.8
Rebounding margin	+1.0	-
Assists	64	73
Assists per game	12.8	14.6
Turnovers	66	68
Turnovers per game	13.2	13.6
Turnover margin	+0.4	-
Assist/turnover ratio	1.0	1.1
Steals	36	39
Steals per game	7.2	7.8
Blocks	19	13
Blocks per game	3.8	2.6
Winning streak	0	-
Home win streak	2	-
Attendance	3316	16613
Home games-Avg/Game	2-1658	1-16613
Neutral site-Avg/Game	-	2-468

Team Results

Date	Opponent		Score	Att.
11/03/2025	Western Ill.	W	80-75	1767
11/07/2025	West Va. Wesleyan	W	99-61	1549
11/11/2025	at North Carolina	L	74-89	16613
11/15/2025	vs Wright St.	L	59-92	476
11/16/2025	vs Cleveland St.	L	82-87	459

2025-26 TEAM GAME BY GAME



2025-26 Radford Men's Basketball
Team Game-by-Game
All games

Page 1/1
as of Nov 17, 2025

				Total		3-Pointers		Free throws		Rebounds											
Opponent	Date	Score		FG-FGA	PCT	3FG-3FGA	PCT	FT-FTA	PCT	OFF	DEF	TOT	AVG	PF	A	TO	BLK	STL	PTS	AVG	
Western Ill.	11/03/2025	80-75	W	27-51	.529	6-22	.273	20-31	.645	13	17	30	30.0	18	12	7	5	4	80	80.0	
West Va. Wesleyan	11/07/2025	99-61	W	40-71	.563	11-30	.367	8-12	.667	21	28	49	39.5	8	24	18	3	11	99	89.5	
at North Carolina	11/11/2025	74-89	L	24-70	.343	7-30	.233	19-31	.613	14	29	43	40.7	33	6	11	3	7	74	84.3	
vs Wright St.	11/15/2025	59-92	L	20-56	.357	5-21	.238	14-21	.667	9	22	31	38.3	22	11	15	6	7	59	78.0	
vs Cleveland St.	11/16/2025	82-87	L	28-74	.378	6-30	.200	20-30	.667	21	25	46	39.8	32	11	15	2	7	82	78.8	
Total		394		139-322	.432	35-133	.263	81-125	.648	78	121	199	39.8	113	64	66	19	36	394	78.8	
Opponents		404		130-299	.435	43-119	.361	101-151	.669	64	130	194	38.8	104	73	68	13	39	404	80.8	

Radford Averages

Games Played	Points/game	FG Pct	3FG Pct	FT Pct	Rebounds/game	Assists/game	Turnovers/game	Assist/Turnover ratio	Steals/game	Blocks/game
5	78.8	43.2	26.3	64.8	39.8	12.8	13.2	1.0	7.2	3.8



**#1 ZION
WALKER**

G | SO | 6-2
Burlington, N.C.

GAME HIGHS		
	Season	Career
Points	-	30
Rebounds	-	4
Minutes	-	28



**#3 JAYLON
JOHNSON**

G | SR | 6-0
Houston, Texas

GAME HIGHS		
	Season	Career
Points	16	36
Rebounds	3	10
Minutes	34	40



**#4 BRENNAN
RIGSBY JR.**

G | GR | 6-3
De Beque, Colo.

GAME HIGHS		
	Season	Career
Points	8	20
Rebounds	7	7
Minutes	24	37



**#5 MARI
JORDAN**

G | r-SO | 6-5
Atlanta, Ga.

GAME HIGHS		
	Season	Career
Points	11	18
Rebounds	6	8
Minutes	21	31



**#6 LOUIE
JORDAN**

F | SR | 6-9
Leicester, England

GAME HIGHS		
	Season	Career
Points	7	22
Rebounds	3	12
Minutes	19	34



**#7 FREDERIK
ERICHSEN**

F | FR | 6-9
Copenhagen, Denmark

GAME HIGHS		
	Season	Career
Points	13	13
Rebounds	5	5
Minutes	19	19



**#10 DEL
JONES**

G | SO | 6-3
Landover, Md.

GAME HIGHS		
	Season	Career
Points	22	22
Rebounds	5	5
Minutes	37	37



**#11 DENNIS
PARKER JR.**

G | JR | 6-6
Richmond, Va.

GAME HIGHS		
	Season	Career
Points	23	23
Rebounds	6	10
Minutes	33	33



**#12 GABRIEL
FERREIRA**

C | FR | 6-10
Paulista-Pernambuco

GAME HIGHS		
	Season	Career
Points	4	4
Rebounds	5	5
Minutes	15	15



**#13 BRADLEY
LAND**

G | r-JR | 6-6
Dallas, Texas

GAME HIGHS		
	Season	Career
Points	2	27
Rebounds	3	12
Minutes	10	36



**#21 TYSON
BROWN**

F | GR | 6-9
Virginia Beach, Va.

GAME HIGHS		
	Season	Career
Points	11	17
Rebounds	13	14
Minutes	33	33



**#24 LUKAS
WALLS**

G | JR | 6-5
Knoxville, Tenn.

GAME HIGHS		
	Season	Career
Points	13	13
Rebounds	7	9
Minutes	23	30



**#30 WARREN
KEEL JR.**

G | FR | 6-0
Lynn, Mass.

GAME HIGHS		
	Season	Career
Points	5	5
Rebounds	2	2
Minutes	8	8



**#31 DIOGO
ALVES**

G | FR | 6-2
Tualatin, Ore.

GAME HIGHS		
	Season	Career
Points	-	-
Rebounds	-	-
Minutes	-	-