

<< 2025-26 SOUTH CAROLINA MEN'S BASKETBALL >>

2025-26 SCHEDULE

OVERALL: 5-3 | SEC: 0-0

HOME: 5-1 | AWAY: 0-0 | NEUTRAL: 0-2

NET: 117 | KENPOM: 91

OCTOBER

26 #RV/RV NC State (exhibition) L, 86-88

NOVEMBER

4 -/- NC A&T W, 91-72
9 -/- Southern Miss W, 83-79 (OT)
12 -/- Presbyterian W, 81-61
18 -/- Radford % (unbracketed game) W, 87-58
21 -/- vs. Butler % L, 72-79
23 -/- vs. Northwestern % L, 77-79
28 -/- Charleston Southern W, 74-62

DECEMBER

2 -/- Virginia Tech ^ L, 83-86 (OT)
6 -/- Stetson 2 p.m. SECN+
13 -/- The Citadel 7 p.m. SECN+
16 -/- at Clemson \$ 7 p.m. ESPN2
22 -/- SC State 4 p.m. SECN+
30 -/- Albany 6 p.m. SECN

JANUARY

3 #17/16 Vanderbilt* 2 p.m. ESPN
6 -/- at LSU* 7 p.m. ESPN
10 -/- Georgia* 2 p.m. ESPN2
14 #25/23 at Arkansas* 9 p.m. SECN
17 #20/24 at Auburn* 6 p.m. SECN
20 -/- Oklahoma* 7 p.m. SECN
24 -/- at Texas A&M* 3:30 p.m. SECN
28 #15/14 Florida* 9 p.m. SECN
31 -/- LSU* 6 p.m. SECN

FEBRUARY

3 -/- at Texas* 7 p.m. SECN
7 -/- Missouri* 1 p.m. SECN
14 #12/12 at Alabama* 8:30 p.m. SECN
17 #15/14 at Florida* 7 p.m. SECN
21 -/- Mississippi State* 1 p.m. SECN
24 #18/18 Kentucky* 7 p.m. SECN
28 -/- at Georgia* 3:30 p.m. SECN

MARCH

3 #13/13 Tennessee* 6 p.m. SECN
7 -/- at Ole Miss* 1 p.m. SECN
11-15 -/- SEC Tournament &
19-20 -/- NCAA Tournament First Round =
21-22 -/- NCAA Tournament Second Round =
26-27 -/- Regional Semifinal - Sweet 16 #
28-29 -/- Regional Final - Elite 8 #

APRIL

4-6 -/- Final Four / TBA

All home games in bold | All times listed Eastern

SECN+ - SEC Network+ | SECN - SEC Network | CBSSN - CBS Sports Network | * indicates SEC contest | ^ - ACC/SEC Challenge | % - Skechers Greenbrier Tip-Off (White Sulphur Springs, W. Va.) | \$ - Palmetto Series | & - SEC Tournament (Nashville, Tenn.) | = - NCAA Tournament First and Second Rounds (various sites) | # - NCAA Regionals (various sites) | / - Final Four (Indianapolis, Ind.) | ** rankings listed are at time of game

GAMECOCK MEN'S BASKETBALL



5-3, 0-0 SEC
SOUTH CAROLINA

VS.



3-7, 0-0 A-SUN
STETSON

TIPOFF NOTABLES

> **A New Chapter** of Gamecock Men's Basketball is underway again in 2025-26 with fourth-year head coach Lamont Paris at the helm. It marks the 118th season of South Carolina men's hoops. Paris, who has been a part of 10 NCAA Division I Tournaments and 18, 20-win seasons as a college head and assistant coach, was named the University of South Carolina's 33rd head coach by former Director of Athletics Ray Tanner on Thursday, March 24, 2022.

> Paris, the 2024 SEC Coach of the Year and one of four finalists for the 2024 Naismith National Coach of the Year, helped engineer the greatest single-season turnaround in program history in 2023-24 as the team improved its win total by 15 games. The Gamecocks 26 wins in 2023-24 tied for the most single-season victories in program history with the 2016-17 Final Four team.

ASSISTANT AD/COMMUNICATIONS & PR:

MICHAEL DeBATES // MDEBATES@MAILBOX.SC.EDU

CELL: 712-348-5863 // X: @MDEBATES

SOUTH CAROLINA MEN'S BASKETBALL

ON SOCIAL MEDIA:

#GAMECOCKS // #FOREVERTOTHEE

X AND INSTAGRAM: @GAMECOCKMBB

FACEBOOK: /GAMECOCKMBB

ON THE WEB: GAMECOCKSONLINE.COM

GAME 9

VENUE: Colonial Life Arena

BROADCAST: SEC Network+

PLAY-BY-PLAY: Dave Weinstein

ANALYST: John Williams

RADIO: Gamecock Radio Network

IN COLUMBIA: 107.5 The Game

PLAY-BY-PLAY: Derek Scott

ANALYST: Casey Manning

SIRIUSXM: 391 | **SXM APP:** 981

WATCH: espn.com/watch

LIVE STATS: GamecocksOnline.com

SERIES: 3-3, tied

IN COLUMBIA: 2-2, tied

SERIES TREND: Hatters have won 3-of-4 in the series dating back to a 81-59 win at Carolina Coliseum on Jan. 25, 1978.

LAST MEETING: During the 2019-20 season at Colonial Life Arena and was first matchup between the two schools since 1983-84. Stetson defeated the Gamecocks 63-56 in the non-conference finale on Dec. 30, 2019.

NUMBERS OF NOTE

12-1 - The Gamecocks have a **12-1** record under Lamont Paris when shooting 50.0% or higher. The lone loss came in his 1st season in 2022-23 at Missouri.

16-1 - The Gamecocks are **16-1** under Paris when scoring 80 or more points (only loss vs. VT in OT on Dec. 2).

43-9 - The Gamecocks are **43-9** in 3 seasons under Paris when holding teams below 70 points (.827 win %).

961 - Meechie Johnson has **961** career points at South Carolina. He is seeking to become the 48th Gamecock to join the 1,000 career point club (first since AJ Lawson in 2021).

444 - Johnson (201) and Myles Stute (243) have combined to make **444** 3s in their college careers. The Gamecocks are one of six teams in D1 with multiple players with 200+ career makes from behind the arc.

80 - South Carolina scored **80** or more points in its first four games of the season for the first time since 1970-71, a team led by Hall of Fame head coach Frank McGuire.

+15 - The Gamecocks **15-win** turnaround in 2023-24 was the greatest single season turnaround in program history, surpassing the 11-win improvement from 2002-03 to 2003-04 under Dave Odom.

COMING UP NEXT

> South Carolina is off until next Saturday when it welcomes The Citadel (2-7) to Colonial Life Arena. Tip is set for 7 p.m. (ET) on SEC Network+ with Dave Weinstein (pxp) and former Gamecock Stephen Clark (analyst) on the call.

PROBABLE GAMECOCK STARTERS (BASED OFF PREVIOUS GAME)

#	Name	Ht.	Wt.	Cl.	Hometown	PPG	RPG	APG	Misc.
5	Meechie Johnson	6-2	192	RSR	Cleveland, Ohio	14.9*	3.4	3.3*	All-SEC in 2024 after leading SC in scoring (14.1 ppg)
4	Kobe Knox	6-5	200	RSR	Tampa, Fla.	9.1	2.6	3.3*	10.8 ppg at USF in 2024-25; 79 career D1 starts
55	Mike Sharavjamts	6-9	195	SR	Ulaanbaatar, Mongolia	11.6	6.5*	2.5	10+ pts 6x in 8 games; shooting 53.6% (30-of-56)
0	Jordan Butler	7-0	237	JR	Greenville, S.C.	5.4	3.4	0.3	Had first start at SC vs. NW in Greenbrier Tip-Off
24	Nordin Kopic	6-8	240	SR	Vienna, Austria	4.0	2.3	0.5	Helped lead UC San Diego to 2025 NCAA Tournament

* indicates team leader



- Logged first career start at SC vs. Northwestern (Nov. 23) at the Greenbrier Tip-Off
- Played in 28 games for the Gamecocks in his first season in Garnet & Black in 24-25 ; averaged 1.8 points, 0.9 rebounds and 0.5 blocks in 7.1 minutes per game
- Scored season-high 9 pts vs. Arkansas (March 1)
- Spent his freshman season at Missouri in 2023-24
- Played in 31 games for the Tigers, making 14 starts
- Averaged 2.3 points and 2.0 rebounds in 11.4 min
- Four-star prospect and a top-150 player that was ranked No. 2 in the state of South Carolina coming out of high school

Jordan Butler • F • SO • 7-0 • 237 • Greenville, S.C. // MISSOURI
CAREER-HIGH 11 PTS & 7 REB IN 81-61 WIN OVER PRESBYTERIAN ON NOV. 12

	MIN	PTS	REB	AST	STL	BLK	FG%	3FG%	FT%
24-25	14.2	5.4	3.4	0.3	0.4	0.4	50.0	10.0	84.2
Career	9.7	2.3	1.7	0.2	0.2	0.6	40.0	22.5	67.9

Career Highs: 11 points*, 7 rebounds*, 2 assists, 2 steals*, 3 blocks



- Played in 47 games with 22 starts in three collegiate seasons with stops at Saint Joseph's (2022-24) and Providence (2024-25)
- Entered year a career 50.2% shooter (107-of-213 FGs)
- At Providence in 2024-25, averaged 4.3 points and 3.9 rebounds per game in 22 appearances (seven starts) for the Friars
- At Saint Joseph's in 2023-24, averaged 8.2 points, 5.7 rebounds, 1.5 assists and 1.1 blocks per game in 25 appearances (15 starts)
- Scored a career-high 21 points with 12 rebounds in a 71-69 win vs. Duquesne (1/20/24)
- Pulled down a career-high 15 rebounds in a 75-73 win vs. George Mason (1/31/24)

Christ Essandoko • F • JR • 7-0 • 280 • Clichy, France // PROVIDENCE
HAD BEST GAME IN GARNET & BLACK WITH 8 PTS 3 REB VS. VIRGINIA TECH ON DEC. 2

	MIN	PTS	REB	AST	STL	BLK	FG%	3FG%	FT%
24-25	7.1	2.1	1.1	0.3	0.1	0.1	40.0	50.0	0.0
Career	16.7	5.8	4.4	1.1	0.3	0.8	49.6	34.5	60.9

Career Highs: 21 points, 15 rebounds, 5 assists, 3 steals, 3 blocks



- In three collegiate seasons, played in 97 games (71 starts) and averaged 8.0 points, 2.5 rebounds and 1.4 assists per game with stops at Grand Canyon (2021-23) and USF (2023-25)
- Fresh off his best collegiate season, averaging 10.8 points, 3.1 rebounds, 1.6 assists and 1.1 steals per game for USF in 2024-25
- Had 30 games with 10 or more points in two seasons at USF (team 22-8 in those games)
- Helped lead the Bulls to a 25-8 record and 16-2 mark in league action in 2023-24, helping the team to its first AAC Regular Season Title in program history
- Key contributor on Grand Canyon's 2023 NCAA Tournament Team

Kobe Knox • G • SR • 6-5 • 200 • Tampa, Fla. // USF
CAREER-HIGH 21 PTS VS. SAM HOUSTON STATE IN 2023 WAC TOURNAMENT

	MIN	PTS	REB	AST	STL	BLK	FG%	3FG%	FT%
24-25	28.4	9.1	2.6	3.3	0.6	0.3	46.0	26.1	84.0
Career	23.6	8.1	2.5	1.6	0.7	0.6	45.2	33.4	68.6

Career Highs: 21 points, 9 rebounds, 7 assists, 4 steals, 5 blocks



- Career-high 33 pts in OT win vs. Southern Miss (11/9/25) ; hit career-best 7 3s & scored 14 pts in final 3:39 to force OT
- Returns to SC after spending last season at Ohio State
- In two seasons for the Gamecocks from 2022-24, played in 63 games w/ 62 starts, averaging 13.4 points, 3.9 rebounds & 3.2 assists per game
- Led the team in scoring in 23-24 (14.1 ppg) en route to earning All-SEC honors ; helped Gamecocks to 26-8 record & 1st NCAAT app. since 2017
- 199 career 3s made (1.6 per game)

Meechie Johnson • G • SR • 6-2 • 192 • Cleveland, Ohio // OHIO STATE
2024 SECOND TEAM ALL-SEC PICK AFTER AVERAGING 14.1 PPG, 4.1 RPG & 2.9 APG AT SC

	MIN	PTS	REB	AST	STL	BLK	FG%	3FG%	FT%
24-25	30.0	14.9	3.4	3.3	1.0	0.0	40.2	35.3	63.9
Career	24.6	9.6	2.8	2.3	0.7	0.1	37.3	33.3	72.9

Career Highs: 33 points*, 8 rebounds, 8 assists, 4 steals, 1 block



- Granted extra year of eligibility from NCAA after missing 17 of 18 SEC games due to blood clot in left lower leg last season ; graduated last spring
- Scored 19 pts in helping the team to a 91-88 OT victory over No. 25 Clemson (12/17/24) ; 5-of-7 from 3, hitting several big shots down the stretch
- Has played in 41 games (31 starts) in 2 seasons at SC ; averaged 8.3 pts & 3.3 reb PG in 2023-24 in helping the team to a 26-8 record and return to the NCAA Tournament for first time since 2017
- Has made 243 career 3s (1.8 per game)
- 72-of-207 from 3 at SC (34.8%) in 46 games

Myles Stute • G • GR • 6-6 • 210 • Washington, D.C. // VANDERBILT
ENTERING 3RD SEASON AT SC ; SCORED 1,000TH CAREER POINT VS. RADFORD ON NOV. 18

	MIN	PTS	REB	AST	STL	BLK	FG%	3FG%	FT%
24-25	23.2	7.0	3.6	1.8	0.6	0.2	33.3	24.1	66.7
Career	23.0	7.4	3.5	0.7	0.5	0.2	38.0	36.9	69.7

Career Highs: 22 points, 11 rebounds, 3 assists*, 4 steals, 3 blocks



- A three-star prospect via 247Sports and the No. 5 ranked player in the DC metro area
- As a senior at St. Albans, averaged 22.8 points, 8.2 rebounds, 2.2 assists and 1.8 steals per game
- Shot 45.0% percent from behind the arc (109-of-242 3FGs) ; had 18 games with four or more made 3s ; hit a season-best eight 3s in a 77-62 win vs. Landon (Jan. 21, 2024)
- As a junior in 2023-24, averaged 19.0 points, 6.0 rebounds, 2.2 assists and 1.3 steals per game ; set a then school record he eventually broke w/ 95 3s

Grant Polk • G • FR • 6-6 • 197 • Gainesville, Va. // ST. ALBANS (WASHINGTON, D.C.)
4-FOR-4 FROM 3 IN 81-61 WIN VS. PC ON NOV. 12 ; MADE 204 3S FINAL 2 HS SEASONS

	MIN	PTS	REB	AST	STL	BLK	FG%	3FG%	FT%
25-26	13.4	5.0	1.5	0.3	0.4	0.1	48.3	45.8	50.0
Career									

Career Highs: 12 points*, 4 rebounds*, 2 assists*, 1 steal*, 1 block*



- Returns to the program after studying abroad last year in Chile
- Joined the Gamecocks as a walk-on prior to the start of the academic year in Lamont Paris' first season in 2022-23
- Appeared in 12 games (eight in SEC play) off the bench his first season, averaging 1.4 points in 6.2 minutes per game ; 15 of his 17 points came from behind the arc
- Made a 3-pointer in four of the team's final five games of the 2022-23 season

Eli Sparkman • G • SR • 6-0 • 160 • Cleveland, Tenn. // BAYLOR SCHOOL (CHAATANOOGA, TENN.)
HAS MADE 19 APPEARANCES AS A GAMECOCK IN THREE SEASONS W/ TEAM

	MIN	PTS	REB	AST	STL	BLK	FG%	3FG%	FT%
25-26	4.5	0.8	0.5	0.3	0.3	0.0	50.0	50.0	0.0
Career	5.7	1.2	0.7	0.2	0.2	0.0	41.2	42.9	100

Career Highs: 6 points, 3 rebounds, 1 assist*, 1 steal*



- A consensus four-star prospect ranked No. 69 nationally via 247Sports ; No. 9 point guard for the class ; No. 3 ranked player in the state of North Carolina
- Joins Gregory "GG" Jackson II (2022), Collin Murray-Boyles (2023) and Cam Scott (2024) as four-star or better signees under Lamont Paris at SC
- Won his second consecutive OTE MVP in 2024-25 after averaging 32.1 points, 6.7 assists, 5.7 rebounds and 1.7 steals per game ; led the YNC Dreamerz to the OTE Championship
- Won 2023-24 OTE MVP after averaging 33.4 points, 6.1 rebounds, 5.1 assists and 1.8 steals per game ; logged five games with 40 or more points during the regular season

Eli Ellis • G • FR • 6-0 • 191 • Hickory, N.C. // MORAVIAN PREP (HUDSON, N.C.)
10+ PTS IN 4 GAMES ; TWO-TIME OTE MVP AND OTE ALL-TIME LEADING SCORER

	MIN	PTS	REB	AST	STL	BLK	FG%	3FG%	FT%
25-26	28.5	10.6	3.3	2.9	1.0	0.0	42.6	27.3	84.4
Career									

Career Highs: 20 points*, 9 rebounds*, 5 assists*, 3 steals*



Hayden Asseman • F • FR • 6-6 • 230 • Greenville, S.C. // MORAVIAN PREP (HUDSON, N.C.)
ATHLETIC BIG WITH HIGH MOTOR AND BIG WINGSPAN ; HS TEAMMATES W/ ELI ELLIS & ABU YARMAH

	MIN	PTS	REB	AST	STL	BLK	FG%	3FG%	FT%
25-26	14.2	3.0	3.7	0.6	0.0	0.6	76.9	0.0	20.0
Career									
Career Highs:	6 points*	8 rebounds*	2 assists*	2 blocks*					



Nordin Kapic • F • SR • 6-8 • 240 • Vienna, Austria // UC San Diego
SPENT 2 SEASONS AT DIVISION II LYNN PRIOR TO UC SAN DIEGO ; 13 PTS 5 REB IN GAMECOCK DEBUT

	MIN	PTS	REB	AST	STL	BLK	FG%	3FG%	FT%
25-26	9.6	4.0	2.3	0.5	0.1	0.0	41.4	40.0	40.0
Career	27.0	14.9	7.5	1.6	0.9	0.5	47.6	35.1	74.9
Career Highs:	42 points	18 rebounds	6 assists	5 steals	3 blocks				



Elijah Strong • F • JR • 6-8 • 250 • Charlotte, N.C. // BOSTON COLLEGE
SCORED 22 PTS (9-FOR-16 FGs) IN JUST 16 MIN OFF BENCH VS. CHARLESTON SOUTHERN (NOV.28)

	MIN	PTS	REB	AST	STL	BLK	FG%	3FG%	FT%
25-26	17.6	11.1	2.6	1.1	0.4	0.3	45.8	22.6	76.2
Career	16.8	7.4	2.7	0.7	0.2	0.2	46.3	31.8	63.8
Career Highs:	25 points*	13 rebounds*	4 assists*	2 blocks*	2 steals*				



Mike Sharavjamts • G • SR • 6-9 • 195 • Ulaanbaatar, Mongolia // UTAH
FIRST CAREER DOUBLE-DOUBLE WITH 12 PTS & 10 REB VS. RADFORD ON NOV. 18

	MIN	PTS	REB	AST	STL	BLK	FG%	3FG%	FT%
24-25	29.1	11.6	6.5	2.5	0.9	0.6	53.6	36.0	85.7
Career	23.9	7.2	3.1	2.7	0.7	0.5	41.8	33.0	73.0
Career Highs:	19 points	10 rebounds*	8 assists	4 steals	3 blocks				



ROSTER BREAKDOWN

Guards (9)

#4 Kobe Knox
#5 Meechie Johnson
#7 Abu Yarmah
#10 Myles Stute
#13 Grant Polk
#14 Eli Sparkman
#15 Eli Ellis
#23 Cam Scott
#55 Mike Sharavjamts

Forwards (6)

#0 Jordan Butler
#2 Christ Essandoko
#6 EJ Walker
#20 Hayden Asseman
#24 Nordin Kopic
#31 Elijah Strong

By Height

#14 Eli Sparkman (6-0)
#15 Eli Ellis (6-0)
#5 Meechie Johnson (6-2)
#4 Kobe Knox (6-5)
#7 Abu Yarmah (6-6)
#13 Grant Polk (6-6)
#20 Hayden Asseman (6-6)
#23 Cam Scott (6-6)
#6 EJ Walker (6-7)
#10 Myles Stute (6-7)
#24 Nordin Kopic (6-8)
#31 Elijah Strong (6-8)
#55 Mike Sharavjamts (6-9)
#0 Jordan Butler (7-0)
#2 Christ Essandoko (7-0)

2025-26 SOUTH CAROLINA MEN'S BASKETBALL ROSTER

Numerical Roster

No.	Name	Pos.	Ht.	Wt.	Cl.	Exp.	Hometown // Last School
0	Jordan Butler	F	7-0	237	JR	1L	Greenville, S.C. // Missouri
2	Christ Essandoko	F	7-0	280	RJR	TR	Clichy, France // Providence
4	Kobe Knox	G	6-5	200	RSR	TR	Tampa, Fla. // USF
5	Meechie Johnson	G	6-2	192	RSR	2L	Cleveland, Ohio // Ohio State
6	EJ Walker	F	6-7	253	FR	HS	Florence, Ky. // Lloyd Memorial (Erlanger, Ky.)
7	Abu Yarmah	G	6-6	209	FR	HS	Roanoke, Va. // Moravian Prep (Hudson, N.C.)
10	Myles Stute	G	6-7	221	GR	2L	Washington, D.C. // Vanderbilt
13	Grant Polk	G	6-6	197	FR	HS	Gainesville, Va. // St. Albans (Washington, D.C.)
14	Eli Sparkman	G	6-0	160	SR	2L	Cleveland, Tenn. // Baylor School (Chattanooga, Tenn.)
15	Eli Ellis	G	6-0	192	FR	HS	Hickory, N.C. // Moravian Prep (Hudson, N.C.)
20	Hayden Asseman	F	6-6	230	FR	HS	Greenville, S.C. // Moravian Prep (Hudson, N.C.)
23	Cam Scott	G	6-6	172	SO	1L	Lexington, S.C. // Lexington
24	Nordin Kopic	F	6-8	240	SR	TR	Vienna, Austria // UC San Diego
31	Elijah Strong	F	6-8	250	JR	TR	Charlotte, N.C. // Boston College
55	Mike Sharavjamts	G	6-9	195	SR	TR	Ulaanbaatar, Mongolia // Utah

Pronunciation Guide

#2: CREEST eh-SAHN-duh-ko

#5: MEE-chee Johnson

#7: Uh-BOO YAR-Muh

#10: Myles STEW-tee

#20: Hayden Uh-Simeon

#24: Nor-den KAY-putch

#55: Mike Shar-uv-JAHMTS

Head Coach: Lamont Paris (Wooster, '96 ; Indiana State '00)

Assistant Coach: Tanner Bronson (Wisconsin, '08)

Assistant Coach: Eddie Shannon (Florida, '99)

Assistant Coach: Will Bailey (UAB, '97)

Assistant Coach: David McKinley (Ohio, '13)

Special Assistant to the Head Coach: Carey Rich (South Carolina, '95)

Director of Basketball Operations: Colby Arendale (Chattanooga, '18)

Director of Video Services: Roman DiPasquale (Wisconsin, '11)

Strength & Conditioning Coach: Scott Greenawalt (Muskingum College, '98)

Athletic Trainer: Mark Rodger (Buffalo, '01)

Assistant AD/Athletics Communications and PR: Michael DeBates (Iowa State, '14)

Director of Academics: Kaitlyn McCanna-Doty (Texas Lutheran, '11)

GAMECOCK
MEN'S BASKETBALL





#0 JORDAN BUTLER



#2 CHRIST ESSANDOKO



#4 KOBE KNOX



#5 MEECHIE JOHNSON



#6 EJ WALKER



#7 ABU YARMAH



#10 MYLES STUTE



#13 GRANT POLK



#14 ELI SPARKMAN



#15 ELI ELLIS



#20 HAYDEN ASSEMAN



#23 CAM SCOTT



#24 NORDIN KAPIC



#31 ELIJAH STRONG



#55 MIKE SHARAVJAMTS



LAMONT PARIS



TANNER BRONSON



WILL BAILEY



EDDIE SHANNON



DAVID MCKINLEY

A SEASON TO REMEMBER IN 2023-24...

25 regular season wins - the most in program history

26 total wins - tied for the most in a single seasons in program history with the 2016-17 Final Four Team

13 SEC wins - the second most in program history

7 SEC road wins - tied with the 1996-97 team for the most in program history

+15 in the win column - the greatest single season turnaround in program history, surpassing the 11-win improvement under Dave Odom from 2002-03 to 2003-04

12-4 record away from home - tied for the second-best record in Power Six in true road/neutral site games with Houston & Purdue

3-4 record against ranked teams - Gamecocks were 3-17 combined the previous seasons against top-25 opponents

ONE of FIVE teams in the nation with a top-five, true road win

ONE of 18 teams in the nation with multiple top-10 wins

ONE of FOUR teams in the SEC to rank in the top-50 of adj. efficiency on both offense and defense via KenPom

25 opponents held below 70 points - T-4th best mark in the country

Allowed just 67.0 ppg - the best scoring defense in the SEC

Seven-game win streak in SEC play - the longest SEC win streak in program history since the 1996-97 SEC Champion Gamecocks started league play 11-0

274 made 3s - most in program history

344 turnovers - third fewest in program history

INTERVIEW POLICIES

In general, ALL interview requests must be made in advance to Assistant AD Michael DeBates in the South Carolina Athletics Communications and Public Relations Office.

All interviews are to be coordinated through the Communications and Public Relations Office. This allows the staff to arrange the interview when it best suits the student-athlete's and the reporter's schedules. Please contact the Communications and Public Relations Office in advance to make your interview requests. Media are not permitted to contact student-athletes on their own at any time. All interviews will take place at the designated media interview site for that day as listed in the weekly availability schedule.

Dormitory, apartment and cell phone numbers for student-athletes will not be provided to the media. Should you need to conduct a telephone interview with a student-athlete, a call will be placed to you from the student-athlete at a mutually agreeable time.

SOUTH CAROLINA ATHLETICS COMMUNICATIONS & PR

Michael DeBates, primary contact

Assistant AD

cell: 712-348-5863

e-mail: mdebates@mailbox.sc.edu

X: @mdebates

SOUTH CAROLINA MEN'S BASKETBALL ONLINE

Website: www.GamecocksOnline.com/sports/mens-basketball

Facebook: www.facebook.com/GamecockMBB

X: @GamecockMBB

Instagram: @GamecockMBB

NOTABLE NUMBERS

26.8%

> Over its last five games, Carolina is just **26.8%** (37-of-138 3FGs) from behind the arc. The Gamecocks have made 10 or more 3s just once (Nov. 23 vs. NW) in the stretch.

7

> Lamont Paris was a part of the Wisconsin coaching staff that made **SEVEN** straight appearances in the NCAA Tournament. Included in that stretch was a National Championship Game appearance (2015), Final Four (2014) and four Sweet 16s (2011, 2012, 2016 & 2017).

5

> The Gamecocks **five-man** freshmen class of Hayden Assemian, Eli Ellis, Grant Polk, EJ Walker and Abu Yarmah is tied for the second biggest freshmen class in the SEC this season behind only Arkansas.

7-0

> South Carolina is **7-0** (2-0 this season) under Lamont Paris when dishing out 20 or more assists. The Gamecocks had 24 helpers in the opener on 31 made FGs. All 12 players who played for SC had at least one assist.

A SOUTH CAROLINA WIN WOULD ...

- Be the first over Stetson since a 64-51 victory on Dec. 30, 1983 at Carolina Coliseum.
- Be the first career victory for head coach Lamont Paris over Stetson in his nine seasons as a head coach at the Division I level.

HEARTBREAKER AT HOME

> Virginia Tech handed the Gamecocks their first home loss, 86-83, in overtime in the ACC/SEC Challenge on Dec. 2. Ben Hammond made the go-ahead layup with 13 seconds to go in OT to help the Hokies prevail. Meechie Johnson fired a potential game-winning 3 with 3 seconds remaining that rimmed out. He finished with 18 points on 7-of-12 shooting for Carolina. The Gamecocks battled back from a 10-point, first half deficit taking the lead, 68-65, with 3:39 to go on a Mike Sharavjamts putback, and-1. Both teams had a number of chances down the stretch but couldn't get shots to fall as the game went to OT tied at 70. It was the first loss of the Lamont Paris era at Carolina when the team scores 80 or more points (entered the game 16-0). The SEC won the ACC/SEC Challenge for the second-straight year, 9-7.

STRONG BOUNCE BACK DUB

> Elijah Strong scored 20 of his season-high 22 points in a 74-62 victory over Charleston Southern (Nov. 28), snapping a two-game losing skid by the Gamecocks. He finished 9-of-16 from the floor and scored 20 of the team's final 29 points in just 16 minutes total of action off the bench. Kobe Knox had 15 points on an efficient 6-of-8 from the floor. He had a highlight reel dunk over a 6-11 player for the Bucs that sparked a 16-4 run by South Carolina that helped put the game away.

TOUGH TRIP TO THE GREENBRIER

> South Carolina came up just shy in both its games at the Skechers Greenbrier Tip-Off falling 79-72 to Butler (Nov. 21) and 79-77 to Northwestern (Nov. 23) on a late basket with 0.8 seconds left. The 3-point shot, a strength of this year's team, wasn't falling in Colonial Hall ballroom as Carolina was just 28.3% (17-of-60) in its two games. The Bulldogs used a 48-29 advantage on the glass to holdoff the Gamecocks in game one, limiting Carolina's

second chance opportunities. Meechie Johnson led all scorers with 24 points. The Gamecocks closed game two on a 13-1 run to tie the game at 75-all with 1:44 to go. Arrinten Page made the game-winning FG with just under 1 second to go as the Wildcats prevailed, 79-77. Carolina battled back from double-digit, second half deficits in both games to give itself a chance in the final 5 minutes.

THE BENCH GUYS CAN PLAY A LITTLE BIT TOO

> Elijah Strong (15) and Eli Ellis (14) combined for 29 of the team's season-high 50 bench points in an 87-58 rout of Radford on Nov. 18. All 12 players who entered the game for Carolina scored a bucket with Eli Sparkman hitting a late 3 to get on the scoresheet. Mike Sharavjamts had his first career double-double with 12 points and a career-high 10 rebounds. The Gamecocks shot 57.6% (34-of-59) from the floor and made 34 field goals, both team highs in the Paris era at South Carolina. The Gamecocks also had 23 assists (third-most in Paris era at SC) with Meechie Johnson and Kobe Knox each recording a team-high five helpers. Nine different players had an assist for the Gamecocks. After making double-digit 3s in two of the first three games, Carolina had a season-high 48 points in the paint, going 27-of-34 (79.4%) from the floor on 2-point shots.

FRESHMEN TRIO SHINES VS. PC

> The freshmen trio of forward Hayden Assemian, guard Eli Ellis and guard Grant Polk shined in an 81-61 win over Presbyterian on Nov. 12. Assemian made his first career start leading the team with eight rebounds (six on the offensive glass) and two blocks in only 14 minutes of run due to foul trouble. Polk was one of four Gamecocks in double-figures leading the Carolina reserves with 12 points. He was a perfect 4-for-4 from 3, becoming just the third SEC freshman over the last five seasons to make four or more 3s in a game with

CAROLINA BENCH PRODUCTION

GAME	SC-OPP	DIFF.	BENCH SCORER
NC A&T	39-25	+14	Ellis/Strong, 11
Southern Miss	20-27	-7	Ellis, 20
Presbyterian	36-19	+17	Polk, 12
Radford	50-22	+28	Strong, 15
vs. Butler	26-14	+12	Ellis, 13
vs. Northwestern	31-22	+9	Strong, 16
Charleston Southern	33-45	-12	Strong, 22
Virginia Tech	36-34	+2	Strong, 18
Stetson			
The Citadel			
at Clemson			
SC State			
Albany			
Vanderbilt			
at LSU			
Georgia			
at Arkansas			
at Auburn			
Oklahoma			
at Texas A&M			
Florida			
LSU			
at Texas			
Mizzou			
at Alabama			
at Florida			
Miss. State			
Kentucky			
at Georgia			
Tennessee			
at Ole Miss			

CAROLINA SPECIALTY STATS

(PP) points in paint; (OT) points off turnovers; (2nd) second chance points; (FB) fast break points

(South Carolina-Opponent)

GAME	PP	OT	2ND	FB
NC A&T	28-34	8-14	13-5	9-28
Southern Miss	14-34	6-25	6-12	9-16
Presbyterian	28-44	4-11	9-12	3-8
Radford	48-16	20-15	13-9	4-20
vs. Butler	32-42	12-9	10-23	11-14
vs. Northwestern	32-44	15-11	17-4	9-20
Charleston Southern	30-36	9-1	12-6	11-7
Virginia Tech	30-54	11-6	5-12	7-10
Stetson				
The Citadel				
at Clemson				
SC State				
Albany				
Vanderbilt				
at LSU				
Georgia				
at Arkansas				
at Auburn				
Oklahoma				
at Texas A&M				
Florida				
LSU				
at Texas				
Mizzou				
at Alabama				
at Florida				
Miss. State				
Kentucky				
at Georgia				
Tennessee				
at Ole Miss				
SC Total	242	85	85	63
SC Average	30.3	10.6	10.6	7.9
Opp Total	304	85	80	123
Opp Average	38.0	10.6	10.0	15.4



2025-26 SOUTHEASTERN CONFERENCE STANDINGS

Thru games played Wednesday, Dec. 3

Team	Conference	Overall
LSU	-	8-0
#17/16 Vanderbilt	-	9-0
Georgia	-	8-1
Missouri	-	8-1
#20/24 Auburn	-	7-2
#13/13 Tennessee	-	7-2
Texas A&M	-	7-2
#12/12 Alabama	-	6-2
#25/23 Arkansas	-	6-2
Oklahoma	-	6-3
Texas	-	6-3
#15/14 Florida	-	5-3
#18/18 Kentucky	-	5-3
Ole Miss	-	5-3
South Carolina	-	5-3
Mississippi State	-	4-4

SCORES AND SCHEDULE IN THE SEC

Tuesday, Dec. 2

ACC/SEC Challenge

Oklahoma 86, at Wake Forest 68
at Syracuse 62, #13 Tennessee 60
Texas A&M 81, at Pittsburgh 73
Virginia Tech 86, at South Carolina 83 ot
at #4 Duke 67, #15 Florida 66
Georgia 107, at Florida St. 73
at Notre Dame 76, Missouri 71
Miami (FL) 75, at Ole Miss 66
#16 North Carolina 67, at #18 Kentucky 64

Wednesday, Dec. 3

ACC/SEC Challenge

LSU 78, at Boston College 69
at #25 Arkansas 89, #6 Louisville 80
at #12 Alabama 90, Clemson 84
Mississippi St. 85, at Georgia Tech 73
at #20 Auburn 83, NC State 73
Virginia 88, at Texas 69
at #17 Vanderbilt 88, SMU 69

Friday, Dec. 5

Music City Madness (Nashville, TN)

#18 Kentucky vs. #11 Gonzaga **ESPN2 7:00p**

Saturday, Dec. 6

Stetson at South Carolina **SECN+ 2:00p**
#25 Arkansas vs. Fresno St. (at N. Little Rock, AR) **SECN+ 4:00p**
#13 Tennessee vs. #14 Illinois (at Nashville, TN) **ESPN 8:00p**
Ole Miss at #23 St. John's **Peacock 8:00p**
#20 Auburn at #2 Arizona **ESPN 10:00p**
Jerry Colangelo Classic (Phoenix, AZ)
Oklahoma vs. Arizona St. **CBSSN 10:00p**

Sunday, Dec. 7

Missouri vs. #21 Kansas (at Kansas City, MO) **ESPN2 1:00p**
UTSA at #12 Alabama **SECN 2:00p**
Coast to Coast Challenge (Fort Worth, TX)
LSU vs. #19 Texas Tech **ESPN2 3:00p**
Miss. St. vs. San Francisco (at Tupelo, MS) **SECN 4:00p**
HoopHype XL (Arlington, TX)
Texas A&M vs. SMU **ESPN2 5:00p**

• All times listed Eastern Time

• Neutral site games in *ITALICS*

ASSOCIATED PRESS POLL

WEEK 5 - Dec. 1, 2025

RK	TEAM	REC	PTS	TREND
1	Purdue (40)	7-0	1494	-
2	Arizona (6)	7-0	1442	-
3	Michigan (15)	7-0	1417	↑4
4	Duke	8-0	1355	-
5	UConn	6-1	1244	-
6	Louisville	7-0	1177	-
7	Michigan State	7-0	1095	↑4
8	Houston	7-1	1070	↓5
9	BYU	6-1	1037	-
10	Iowa State	7-0	975	↑5
11	Gonzaga	7-1	934	↑1
12	Alabama	5-2	869	↓4
13	Tennessee	7-1	771	↑4
14	Illinois	6-2	657	↓1
15	Florida	5-2	568	↓5
16	North Carolina	6-1	519	-
17	Vanderbilt	8-0	475	↑7
18	Kentucky	5-2	451	↑1
19	Texas Tech	6-2	387	↑1
20	Auburn	6-2	376	↑1
21	Kansas	6-2	340	↑5
22	Indiana	7-0	313	↑3
23	St. John's	4-3	200	↓9
24	USC	7-0	145	↑2
25	Arkansas	5-2	127	↓3

Others receiving votes: Iowa 99, UCLA 59, Nebraska 52, TCU 35, Missouri 28, Utah State 16, Saint Mary's 15, Baylor 13, SMU 12, Oklahoma State 12, Clemson 10, LSU 7, Seton Hall 6, Wisconsin 6, NC State 5, Wake Forest 3, California 2, George Mason 1, Buffalo 1, Colorado 1

Dropped from rankings: UCLA 18, NC State 23

COACHES POLL TOP 25

WEEK 5 - Dec. 1, 2025

RK	TEAM	REC	PTS	TREND
1	Purdue (21)	7-0	762	-
2	Michigan (6)	7-0	721	↑4
3	Arizona (3)	7-0	709	-
4	Duke (1)	8-0	696	-
5	UConn	6-1	608	↑2
6	Louisville	7-0	600	↓1
7	Houston	7-1	588	↓5
8	Michigan State	7-0	531	↑4
9	Iowa State	7-0	502	↑4
10	BYU	6-1	493	↑1
11	Gonzaga	7-1	480	↓1
12	Alabama	5-2	428	↓3
13	Tennessee	7-1	377	↑3
14	Florida	5-2	313	↓6
15	Illinois	6-2	312	↓1
16	Vanderbilt	8-0	268	↑7
17	North Carolina	6-1	230	-
18	Kentucky	5-2	222	-
19	Texas Tech	6-2	192	↑1
19	Indiana	7-0	192	↑5
21	Kansas	6-2	154	↑5
22	St. John's	4-3	129	↓7
23	Arkansas	5-2	119	↓2
24	Auburn	6-2	104	↑1
25	Iowa	7-0	69	↑1

Others receiving votes: USC 56, UCLA 33, Nebraska 31, Missouri 28, Saint Mary's 20, Baylor 19, NC State 16, Virginia 14, LSU 14, Butler 9, Clemson 9, Ole Miss 8, TCU 5, SMU 4, Utah State 4, Wisconsin 4, Oklahoma State 1, Colorado 1

Dropped from rankings: UCLA 19, NC State 22

SERIES BREAKDOWN

> This marks the seventh all-time meeting between the two programs with five previous matchups taking place from 1972 to 1983.
> Stetson defeated Carolina in the only recent matchup, 63-56, on Dec. 30, 2019 at Colonial Life Arena behind 18 points from Christiaan Jones. The Gamecocks were fresh off a 70-59 win the game prior on the road at No. 9 Virginia on Dec. 22 in the team's final game before Christmas Break.

SC ALL-TIME RECORD VS. STETSON

H: 2-2 ; A: 0-1 ; N: 1-0

Six all-time meetings...

D. 30, 2019	H	56-63		L
D. 30, 1983	H	64-51	W	
F. 23, 1979	A	82-86 (2OT)		L
J. 25, 1978	H	59-81		L
F. 19, 1973	H	81-52	W	
F. 2, 1972	H	98-64	W	

NOTABLE NUMBERS

12

South Carolina shared the sugar opening night with 24 assists in a win over NC A&T. All 12 players who played in the game recorded a helper. Per Stathead (database dates back to 2004-05 season), the Gamecocks are the 37th team in Division I to have a game where 12 or more players have an assist.

65

Of the 71 players returning with SEC experience this season, graduate guard Myles Stute has the most career SEC games played with 65. He is one of just three returning SEC players with more than 50 career SEC games played (Nick Pringle - 51; Shawn Jones Jr. - 50).

14

South Carolina played 14 top-25 teams in its 32 games last season, the most AP top-25 opponents faced in a single season in program history, surpassing the 1999-00 team who faced 12 top-25 opp. under head coach Eddie Fogler.

no misses. Ellis continued his steady play in the backcourt leading the team with five assists and no turnovers in 23 minutes of action. Mike Sharavjams led the way with 13 points with Myles Stute (11) and Jordan Butler (11) each scoring in double-figures as well. Butler had career highs in points (11) and rebounds (7) in 20 minutes off the bench against the Blue Hose.

MEECHIE MAGIC

> Trailing by 11 with just under 4 minutes to play, Meechie Johnson scored 14 of South Carolina's final 16 points the final 3:39 to tie the score at 70-all and force OT against Southern Miss. Johnson hit four 3s in the stretch, including one that tied the game late just in front of the midcourt Block C logo. The Gamecocks won 83-79 in OT as Johnson scored a career-high 33 points, making a career-best seven 3s. It was his first career 30-point game and as he became the ninth different Gamecock with seven or more made 3s in a game. Eli Ellis had all 20 bench points with a team-high seven rebounds. Mike Sharavjams had 17 points, five rebounds, three assists and two steals getting a crucial and-1 transition bucket to put Carolina ahead in OT.

SHARING THE SUGAR ON OPENING NIGHT

> It was an impressive offensive effort in a 91-72 season-opening victory over NC A&T on Nov. 4. Five players scored in double-figures for the Gamecocks led by Meechie Johnson's 14 points. Two more players had nine points. Carolina assisted on 24 of its 31 made field goals and all 12 players who competed in the game recorded at least one assist. Nordin Kapic (13) and Kobe Knox (12) were productive in their Gamecock debuts getting into double-figures. Eli Ellis (11) and Elijah Strong (11) also had solid nights, scoring in double-figures off the bench. Ellis led the team with five assists. Four different players tied for the team lead with five rebounds each in what was a balanced offensive effort from start to finish at Colonial Life Arena. The win marked the 50th career victory for head coach Lamont Paris at South Carolina. With the victory, he is now one of 10 coaches in program history to record 50 career wins at the school.

NEW-LOOK GAMECOCKS TAKE COURT FOR FIRST TIME IN GREENSBORO

> Carolina impressed in its first public action of the 2025-26 season on Sunday, Oct. 26 at First Horizon Coliseum. The Gamecocks led for nearly 35 minutes over NC State (picked third in the ACC Preseason Poll), but fell just before the final horn as Paul McNeil Jr. hit a contested game-winning

3 with 0.5 seconds left to help the Wolfpack prevail, 88-86. The Gamecocks took the lead with just over 10 seconds remaining after Kobe Knox got a defensive rebound and went coast-to-coast for an and-1 layup. He made the free throw to put Carolina in front, 86-85, with the shot clock turned off. Knox finished with 12 points, five rebounds and two assists in 25 minutes of action. He was one of four Gamecocks in double-figures. Highly-touted guard Eli Ellis impressed in his freshman debut with a game-high 23 points on 7-of-10 shooting with five made 3s. He added five rebounds, three assists and no turnovers in 27 minutes of action. Former All-SEC guard Meechie Johnson also had a big game in his first outing at Carolina since the opening round of the 2024 NCAA Tournament. The Cleveland, Ohio native had 20 points on 8-of-16 shooting and led the team with four assists. The Gamecocks shot 55.4% (31-of-56) from the floor and 41.4% (12-of-29) from behind the arc.

KenPom Rankings Roundup

- The Gamecocks are **No. 40** in 2-point field goal percentage at 58.3%.
- Carolina ranks **No. 26** in the nation in 3-point attempt percentage thru eight games with 49.2% of the team's shots coming from behind the arc.
- Carolina is **No. 8** in the nation in opponent 3-point attempt percentage with just 29.2% of its opponent's shots coming from 3-point land.
- The Gamecocks rank **No. 9** in turnover percentage offensively at just 13.0%.
- Similar to two years ago, the Gamecocks have one of the oldest rosters in college basketball this season ranking **No. 32** in average D-1 experience at 2.29 years. Last year's team finished **143rd** at 1.89 years. The 2023-24 team finished **27th** in the nation at 2.78 years.

kenpom.com



All-SEC forward Collin Murray-Boyles made history over the summer when he was selected ninth overall by the Toronto Raptors in the 2025 NBA Draft. The Columbia native became the first Gamecock selected in the lottery (top-14 selection) in the modern NBA Draft format (started in 1985). Murray-Boyles became the 39th player drafted in program history and the first Gamecock selected in the first round since Renaldo Balkman (picked No. 20 by the New York Knicks) in 2006. CMB is the second NBA Draft pick at South Carolina under Lamont Paris. Gregory 'GG' Jackson II was selected 45th overall by Memphis in 2023.



KEY STAT

Lamont Paris' teams are 48-5 (.906) when scoring 80 or more points dating back to his first season as head coach at Chattanooga (2017-18). He's 16-1 at Carolina (4-1 in 25-26) when his team scores 80 or more.

SEC freshmen to make four or more 3s in a game the last five seasons with no misses

1. Grant Polk (SC)

4-for-4 vs. Presbyterian 11/12/25

2. Justin Edwards (UK)

4-for-4 vs. Alabama 2/24/24

3. Kennedy Chandler (TENN)

4-for-4 vs. UT Martin 11/9/21



The radio crew of Derek Scott (pxp) and Casey Manning (analyst) enter their 10th season together in 2025-26 calling South Carolina men's basketball games on the Gamecock Sports Network. You can find them locally on 107.5 The Game and also on 19 other affiliates across the Palmetto State. In the duo's first season in 2016-17, Carolina made its historic NCAA Tournament run that culminated with the program's first ever Final Four appearance.



THE RETURN OF THE KING

> Head coach Lamont Paris announced a six-man transfer portal class on May 1 led by a familiar face for Gamecock fans as Meechie Johnson pledged his return to Columbia to finish his career in Garnet & Black after spending last season back at Ohio State where he began his college career in 2020-21. In two seasons and 63 games played for the Gamecocks from 2022-24, Johnson scored 845 points averaging 13.4 points, 3.9 rebounds and 3.2 assists per game. He had the best season of his career in 2023-24, earning Second Team All-SEC honors after averaging 14.1 points, 4.1 rebounds and 2.9 assists per contest. Johnson helped lead the team to one of the best seasons in school history that season as Carolina went 26-8 and T-2nd in the SEC with a 13-5 mark in league action. He has 42 games in double-figures at South Carolina with 14, 20-point outings including a career-best 10, 20-point games in 2023-24.

GAMECOCK YNG DREAMERZ

> Carolina's 2025-26 roster features a trio of freshman who all played for YNG Dreamerz in the Overtime Elite League. Eli Ellis, Hayden Asseman and Abu Yarmah all finished their prep years together helping YNG Dreamerz win the OTE Championship last March. Ellis was a two-time MVP in the league and finished his career as the OTE all-time leading scorer averaging 32.1 points, 6.7 assists, 5.7 rebounds and 1.7 steals per game in his final season. Asseman averaged 5.3 points, 8.7 rebounds, 1.8 blocks and 1.1 assists per game. Yarmah averaged 13.5 points, 7.8 rebounds, 1.2 assists and 1.1 steals per game. Ellis' dad, Jeremy, was the team's coach and was also their high school coach at Moravian Prep in Hudson, N.C.

ALL RISE FOR THE JUDGE

> The Honorable L. Casey Manning enters his 33rd season as an analyst for men's basketball games on the Gamecock Radio Network. He joined the broadcast team for the 1993-94 season and worked alongside legendary South Carolina play-by-play man Bob Fulton. Manning has worked alongside current play-by-play man Derek Scott since 2016-17. The Gamecocks advanced to the school's first ever Final Four their first year working together. Manning, a Dillon, S.C. native, played for the Gamecocks from 1970-73 and made history as the first African-American scholarship player in program history. He graduated from the South Carolina School of Law in 1977 and has served as Circuit Court Judge for the Fifth Judicial Court since 1994. Manning retired on Dec. 31, 2022.

> On Dec. 8, 2022, at a retirement function at the USC Alumni Center, Manning received the Order of the Palmetto from Gov. Henry McMaster, the highest civilian honor granted in the state of South Carolina.

> Two streets were also named after him, one in downtown Columbia near the courthouse he worked in and the other in his hometown of Dillon, S.C.

> On May 7, 2022, Manning received an honorary doctor of laws degree from the Board of Trustees at commencement. It is the highest degree you can receive from the university.

> He joins Dave Kellum (36th season as Ole Miss pxp) as the only members of the 30-year club on radio broadcast in the SEC.



SOUTH CAROLINA freshmen with six or more offensive rebounds in a game

1. Hayden Asseman

6 vs. Presbyterian 11/12/25

2. Collin Murray-Boyles

6 vs. Vanderbilt 2/10/24

3. Alazno Frink

6 vs. Clemson 12/22/18

4. Justin Minaya

6 at Texas A&M 2/3/18

5. Maik Kotsar

6 vs. Clemson 12/21/16

BY THE NUMBERS

12-1 - The Gamecocks have a **12-1** record under Lamont Paris when shooting 50.0% or higher. The lone loss came in his 1st season in 2022-23 at Missouri.

16-1 - The Gamecocks are **16-1** record under Paris when scoring 80 or more points.

43-9 - The Gamecocks are **43-9** in 4 seasons under Paris when holding teams below 70 points (.827 win %).

444 - Johnson (201) and Stute (243) have combined to make **444** 3s in their college careers. Stute's 243 career 3s are T-15th amongst active career leaders in Division I. Johnson's 201 3s rank 40th. The Gamecocks are one of six teams in NCAA Division I to have multiple players with 200+ career made 3s (Indiana, Louisville, Oklahoma, San Diego & West Virginia the others).

1,000 - Stute recently scored his 1,000th career point with a 3-pointer early in the game vs. Radford (Nov. 18).

473 - Stute (137), Johnson (124), transfers Mike Sharavjamts (107) and Kobe Knox (105) have combined to play **473** games at the NCAA Division I level bringing a wealth of experience to the Gamecocks' backcourt. Stute (T-5th) and Johnson (T-26th) both rank inside the top-30 on the active games played list in Division I.

25 - Johnson became the **25th** different player for South Carolina since the 2004-05 season to record a 30-point game when he had a career-high 33 points vs. Southern Miss on Nov. 9. Johnson, Brenton Williams (2014) and Devan Downey (2009) are the only Gamecocks to have a 30-point game with seven or more made 3s.

43 - Johnson became the **43rd** player in the SEC to hit seven or more 3s in a game over the last five seasons. Stute is also on that list, making seven 3s twice while at Vanderbilt in games at Temple (11/15/22) and at Texas A&M (1/28/23).

7-0 - Carolina was **7-0** last season when holding its opponents below 40.0% shooting from the floor. The team is 2-0 this season when accomplishing the defensive feat.

6-0 - The Gamecocks are **6-0** all-time under Paris when the team shoots 50.0 percent or higher from behind the arc.

75 - Carolina has hit **75** 3s (9.4 3FG per game) in the first eight games of the season with a combined 43 different players hitting a shot from behind the arc in the eight ball games (average of 5.4 different players hitting a 3FG per game).

7-0 - The team is also **7-0** all-time under Paris when dishing out 20 or more assists. Five of those seven games came in the historic 2023-24 season with a high of 25 helpers in the win at Georgia on Feb. 3, 2024. Carolina dished out 24 assists on 31 made field goals in the 91-72, season-opening win against NC A&T (Nov. 4).

9-0 - The Gamecocks are **9-0** under Paris when the team makes 30 or more FGs. Carolina made 34 field goals (team high in the Paris era), shooting 57.6% (another team high in the Paris era) in an 87-58 victory over Radford on Nov. 18.

28.8% - The Carolina defense held Arkansas to just **28.8%** (15-of-52) from the field in a 72-53 win on March 1 last season, the lowest opponent FG-percentage in the Lamont Paris era at SC. The Gamecocks held Arkansas to just 14 points in the 1st half. With the win, Paris improved to 3-0 at Carolina against John Calipari, the winningest coach in men's college basketball.

34 - The team made **34** free throws in an 84-69 win over Texas on Feb. 22 last season, the most in the Lamont Paris era at Carolina. The last time the Gamecocks hit 30 or more free throws in a game was 35 made foul shots in the four OT thriller against Alabama on Feb. 7, 2017.

10 - Paris has been a part of **10** NCAA Tournament teams as a Division I assistant/head coach with his first appearance at South Carolina coming last season.

18 - He has been a part of **18**, 20-win seasons as a college head and assistant coach.

.696 - In his 17 seasons as a collegiate assistant coach, teams associated with Paris were 497-217 (.696) with five conference titles and 12 NCAA Tournament appearances, reaching two Final Fours.

274 - The Gamecocks made **274** 3s during the 2023-24 campaign, a new single-season program record.

344 - The team had just **344** turnovers in the 2023-24 season, the third-fewest all-time for a single season at Carolina.

8-3 - The Gamecocks were **8-3** in true road games during the 2023-24 season. The team won seven SEC games on the road, tying the 1996-97 SEC Champion squad for the most league road wins in program history since joining the SEC in 1991-92.

25 - Carolina held **25** opponents to less than 70 points in 2023-24, which T-4th nationally and led the SEC.

8-0 - The Gamecocks were **8-0** in 2023-24 when shooting 50.0% or better from the floor.

1998 - The team finished the 2023-24 season ranked No. 25 in the final AP Poll, marking the first time the Gamecocks were ranked in the final top-25 poll since being slotted No. 14 in the final AP Poll of **1998**.

1997 - The Gamecocks picked up the program's first top-five road win since **1997** on Jan. 30, 2024 with a 63-59 victory over No. 5/5 Tennessee. The previous top-five road win was a 72-66 win at No. 3 Kentucky on March 2, 1997. The 59 points scored by Tennessee were a season-low for the Vols. It was also the first home loss of the season for UT, snapping a 13-game home winning streak by the Vols at Thompson-Boling Arena.

Gamecock 30-point games since 2004-05

1. Sindarius Thornwell - 44 vs. Alabama 2/7/17
2. Brenton Williams - 38 vs. Miss. St. 3/6/13
3. Devan Downey - 37 vs. Clemson 12/30/08
- T4. Devan Downey - 36 @ Florida 1/23/10
- T4. Tre Kelley - 36 @ Kentucky 2/7/07
- T6. Collin Murray-Boyles - 35 vs. Arkansas 3/1/25
- T6. Devan Downey - 35 vs. Vanderbilt 1/16/10
- T8. Sindarius Thornwell - 34 @ Kentucky 1/21/17
- T8. Michael Careera - 34 vs. Miss. St. 1/26/16
- T8. Devan Downey - 34 vs. Jacksonville 11/27/09
- T11. Meechie Johnson - 33 vs. Southern Miss. 11/9/25**
- T11. Jermaine Cousinard - 33 vs. LSU 2/19/22
- T11. Devan Downey - 33 vs. Georgia 1/30/10
- T11. Devan Downey - 33 @ Auburn 1/9/10
- T11. Devan Downey - 33 @ Florida 2/3/09
- T16. Chris Silva - 32 vs. Auburn 1/22/19
- T16. Brenton Williams - 32 @ Mizzou 1/25/14
- T16. Tre Kelley - 32 vs. Vanderbilt 2/28/07
- T19. Collin Murray-Boyles - 31 vs. Vanderbilt 2/10/24
- T19. Bruce Ellington - 31 @ Furman 12/22/10
- T21. Gregory "GG" Jackson II - 30 vs. Auburn 1/21/23
- T21. A.J. Lawson - 30 vs. Texas A&M 1/6/21
- T21. Devan Downey - 30 vs. Kentucky 1/26/10
- T21. Devan Downey - 30 vs. Penn State 11/22/07
- T21. Carlos Powell - 30 vs. Ole Miss 3/6/05



All-SEC guard Meechie Johnson returns to South Carolina for his final college season in 2025-26. The Cleveland, Ohio native spent two seasons with the program from 2022-24. He had the best season of his career in 2023-24 in helping the Gamecocks to a 26-8 record (13-5 in SEC play) and a return to the NCAA Tournament for the first time since 2017. Johnson was tabbed Second Team All-SEC after averaging 14.1 points (led team), 4.1 rebounds (4th on team) and 2.9 assists (2nd on team), per game. He led the team with 10 games of 20 or more points in 2023-24.

MOST CAREER SEC MINUTES RETURNING

1. Myles Stute (SC) - 1,800 in 65 games
2. Meechie Johnson (SC) - 1,156 in 36 games
3. Josh Hubbard (Miss. St.) - 1,152 in 36 games
4. Tramon Mark (Texas) - 1,023 in 33 games
5. DJ Wagner (Arkansas) - 1,016 in 33 games



HEAD COACH LAMONT PARIS

HEAD COACH | NINTH SEASON OVERALL | 141-124 (.532) | FOURTH SEASON AT SOUTH CAROLINA | 54-52 (.509)

THE PARIS FILE

COACHING

Experience

29th year

College Head Coach Experience

9th season

Hire Date At Carolina

Thursday, March 24, 2022

PERSONAL

Hometown

Findlay, Ohio

Alma Mater

Wooster, 1996 (Bachelors - Economics)

Indiana State, 2000 (Masters - Rec. & Sport Mgmt.)

COACHING RESUME

College Assistant Coach

Wooster, 1997-98

DePauw, 1998-99

IUP, 2000-04

Akron, 2004-10

Wisconsin, 2010-17

College Head Coach

Chattanooga, 2017-22

South Carolina, 2022-present

Lamont Paris, who has been a part of nine NCAA Division I Tournaments and 18 twenty-win seasons as a college head and assistant coach, was named the University of South Carolina's 33rd head coach by Director of Athletics Ray Tanner on Thursday, March 24, 2022.

Paris, 50, is the first African-American head coach in the history of the Gamecock men's basketball program. The 2024 SEC Coach of the Year enters his fourth season leading the program in 2025-26.

In his third season (2024-25), Paris helped guide sophomore forward Collin Murray-Boyles to one of the best individual seasons by a Gamecock in recent memory. The local product from Columbia averaged 16.8 points, 8.3 rebounds, 2.4 assists, 1.5 steals and 1.3 blocks per game en route to being named Second Team All-SEC. He became the first Gamecock since Jimmy Foster in 1983-84 to average at least 16.0 points and 8.0 rebounds, per contest. CMB was selected ninth overall by the Toronto Raptors in the 2025 NBA Draft, becoming the first lottery pick (top-14 selection) in program history in the modern draft era (lottery started in 1985).

In year two (2023-24), Paris and his staff helped orchestrate the greatest single-season turnaround in program history as South Carolina went 26-8 and returned to the NCAA Tournament for the first time since 2017. The 26 victories tied the 2016-17 Final Four team for the most single-season wins in program history. Carolina's 15-win improvement was tied for the second-best mark in the nation. The team's 25 regular season wins were a new program record. The Gamecocks went 13-5 in SEC play, good for a T-2nd finish in the league. The 13 SEC wins tied the 1997 SEC title team for the most SEC wins in program history (Carolina joined the league in 1991-92). Paris was named SEC Coach of the Year by the league's coaches and the AP (first coach in program history to be named SEC Coach of the Year by the media). He was one of four finalists for the 2024 Naismith National Coach of the Year. Paris was also a finalist for Jim Phelan National Coach of the Year and the Ben Jobe Award.

The Gamecocks won seven SEC games on the road in 2023-24, tying the 1996-97 team for the most SEC victories away from home in a single season. Carolina finished the year with a 12-5 record in true road and neutral site games. The Gamecocks were one of just 18 teams in the country with multiple top-10 wins and one of five teams in the nation with a top-five true road win. Carolina had a seven-game SEC win streak, which included beating No. 6/6 Kentucky 79-62 at home on Jan. 23 and No. 5/5 Tennessee, 65-59, in Knoxville on Jan. 30. Per Elias Sports Bureau, it was the first time the Gamecocks had defeated a pair of top-10 teams in a three-game stretch since 1968. Carolina's win over the Vols was the team's first AP Top-Five road victory since defeating No. 3 Kentucky, 72-66, on March 2, 1997. The Gamecocks returned to the top-25 for the first time since 2017 back in Week 14 on Feb. 5 and remained there the last seven weeks of the season. The team finished the year ranked No. 23 in the final USA Today Coaches Poll and No. 25 in the final AP Top-25, marking the first time Carolina was

ranked in the final AP poll since 1998. The Gamecocks were ranked as high as No. 11 in both major polls.

In his first season (2022-23), South Carolina had an overhauled roster with eight new players, including just 14.9 percent of the team's scoring and 18.4 percent of the minutes played returning from the season prior. The Gamecocks defeated Clemson at home, 60-58, for the first time since Dec. 19, 2014. Chico Carter Jr. hit the game-winning bucket with 0.9 seconds remaining. Paris became the first Gamecock head coach since Dave Odom in 2001 to defeat the in-state Tigers in his first season. The conference slate was highlighted by road wins at Kentucky, at Ole Miss and at LSU. The Gamecocks wire-to-wire victory at Rupp Arena on Jan. 10 was the team's first there since 2009 and just the program's third all-time win in Lexington since joining the SEC (1992). Ohio State transfer Meechie Johnson made six 3s and scored a career-high 26 points to lead the Gamecocks. Paris joined Eddie Fogler (1997) and Darrin Horn (2009) as the only Gamecock head coaches all-time to win in the historic building.

Paris came to Carolina after five seasons as the head coach at University of Tennessee at Chattanooga, coaching the Mocs to an 87-72 overall record (.547), including a 65-29 mark his last three seasons.

In his 17 seasons as a collegiate assistant coach prior to becoming head coach at Chattanooga, teams associated with Paris were 497-217 (.696) with five conference titles and 12 NCAA Tournament appearances (Division I and II), reaching two Final Fours.

Paris spent seven seasons as an assistant at Wisconsin from 2010-17 working for Bo Ryan and Greg Gard. The Badgers went to the NCAA Tournament every year with four Sweet 16 appearances and back-to-back trips to the Final Four in 2014 and 2015. Wisconsin played for the National Championship in 2015 after going 36-4 and winning both the Big Ten regular season and tournament titles. The Badgers took down No. 1 overall seed Kentucky in the National Semifinal, ending the Wildcats' previously undefeated season.

PARIS' CAREER RECORD, YEAR-BY-YEAR

SEASON	RECORD	CONFERENCE (FINISH)	POSTSEASON
2017-18 (CHATT)	10-23	3-15 (10th)	-
2018-19 (CHATT)	12-20	7-11 (5th)	-
2019-20 (CHATT)	20-13	10-8 (T-5th)	-
2020-21 (CHATT)	18-7	9-7 (4th)	-
2021-22 (CHATT)	27-8	14-4 (1st)	0-1 ; NCAA First Round
2022-23 (SC)	11-21	4-14 (12th)	-
2023-24 (SC)	26-8	13-5 (T-2nd)	0-1 ; NCAA First Round
2024-25 (SC)	12-20	2-16 (16th)	-
2025-26 (SC)	5-3	-	-
Totals	141-124 (.532)	62-80 (.437)	0-2 (.000) • 2 NCAA's



GAMECOCK SUPERLATIVES UNDER PARIS (FIRST SEASON WAS 2022-23)

Most Field Goals Made

- 1. 34, Radford, Nov. 18, 2025**
2. 33, George Washington, Dec. 1, 2023
T3. 32, Arkansas, Mar. 14, 2024
T3. 32, Mississippi State, Mar. 9, 2024 (OT game)
T5. 31, NC A&T, Nov. 4, 2025
T5. 31, vs. Virginia Tech, Nov. 10, 2023

Most Field Goals Attempted

1. 72, at Vanderbilt, Jan. 5, 2023
2. 71, VMI, Nov. 13, 2023
T3. 68, Winthrop, Dec. 19, 2023
T3. 68, at Georgia, Jan. 28, 2024
5. 67, SC State, Nov. 8, 2024

Highest Field Goal Percent

- 1. 57.6 percent (34-59), Radford Nov. 18, 2025**
2. 56.4 percent (31-55), vs. Virginia Tech, Nov. 10, 2023
T3. 54.0 percent (27-50), East Carolina, Dec. 7, 2024
T3. 54.0 percent (27-50), vs. Grand Canyon, Nov. 19, 2023
5. 52.7 percent (29-55), USC Upstate, Nov. 6, 2023

Lowest Field Goal Percent

1. 25.0 percent (12-48), #8/9 Tennessee, Jan. 7, 2023
2. 28.1 percent (16-57), #12/12 Auburn, Mar. 15, 2024
3. 29.3 percent (17-58), #14/14 Miss. State, Jan. 25, 2025
4. 30.9 percent (17-55), at Alabama, Jan. 9, 2024
5. 31.1 percent (19-61), vs. Colorado State, Nov. 17, 2022

Most 3-Point Field Goals Made

1. 18, George Washington, Dec. 1, 2023
2. 16, Southern Miss, Nov. 9, 2025
3. 15, at LSU, Feb. 18, 2023
4. 14, NC A&T, Nov. 4, 2025
5. 13, at Georgia, Jan. 28, 2023

Most 3-Point Field Goals Attempted

- 1. 43, Southern Miss, Nov. 9, 2025**
2. 36, at #4/4 Tennessee, March 8, 2025
3. 35, George Washington, Dec. 1, 2023
4. 34, Northwestern, Nov. 23, 2025
T5. 32, NC A&T, Nov. 4, 2025
T5. 32, vs. Virginia Tech, Nov. 27, 2024
T5. 32, at LSU, Feb. 18, 2023

Highest 3-Point Field Goal Percentage (min. 10 attempts)

1. 55.0 (11-20), at Kentucky, Jan. 10, 2023
2. 54.5 (12-22), USC Upstate, Nov. 6, 2023
3. 52.6 (10-19), at Boston College, Dec. 3, 2024
4. 52.2 (12-23), East Carolina, Dec. 7, 2024
5. 51.4 (18-35), George Washington, Dec. 1, 2023

Most Free Throws Made

1. 34, Texas, Feb. 22, 2025
T2. 25, Presbyterian, Nov. 12, 2025
T2. 25, Radford, Dec. 22, 2024
4. 24, #25 Clemson, Dec. 17, 2024
5. 23, #24/24 Florida, Mar. 2, 2024

Most Free Throws Attempted

1. 45, Texas, Feb. 22, 2025
T2. 34, #25 Clemson, Dec. 17, 2024
T2. 34, vs. DePaul, Nov. 17, 2023
T4. 32, Presbyterian, Nov. 12, 2025
T4. 32, Georgia, Jan. 16, 2024

Highest Free Throw Percentage (min. 10 attempts)

1. 100 percent (12-12), Winthrop, Dec. 19, 2023
2. 94.4 percent (17-18), at LSU, Feb. 18, 2023
3. 93.3 percent (14-15), #8/9 Tennessee, Jan. 7, 2023
4. 92.6 percent (25-27), Radford, Dec. 22, 2024
5. 88.9 percent (16-18), at Missouri, Jan. 13, 2024

Most Offensive Rebounds

- T1. 21, #14/14 Miss. State, Jan. 25, 2025
T1. 21, VMI, Nov. 13, 2023
3. 19, Clemson, Nov. 11, 2022
T4. 18, SC State, Nov. 8, 2024
T4. 18, Winthrop, Dec. 19, 2023
T4. 18, Eastern Michigan, Dec. 30, 2022

Most Defensive Rebounds

1. 38, at Vanderbilt, Jan. 5, 2022
2. 35, USC Upstate, Nov. 6, 2023
3. 34, WKU, Dec. 22, 2022
T4. 33, Radford, Nov. 18, 2025
T4. 33, SC State, Nov. 8, 2024
T4. 33, at Florida, Jan. 25, 2023

Most Total Rebounds

- T1. 51, SC State, Nov. 8, 2024
T1. 51, WKU, Dec. 22, 2022
3. 50, Clemson, Nov. 11, 2022
4. 46, Eastern Michigan, Dec. 30, 2022
T5. 45, #14/14 Miss. State, Jan. 25, 2025
T5. 45, USC Upstate, Nov. 6, 2023
T5. 45, at Florida, Jan. 25, 2023

Most Personal Fouls

- T1. 25, vs. Butler, Nov. 21, 2025**
T1. 25, at Vanderbilt, Jan. 5, 2022
T3. 24, Georgia, Jan. 16, 2024
T3. 24, vs. Grand Canyon, Nov. 19, 2023
T3. 24, vs. DePaul, Nov. 17, 2023

Most Points

1. 94, Florida A&M, Dec. 30, 2023
2. 93, Mississippi State, Mar. 9, 2024 (OT game)
T3. 91, NC A&T, Nov. 4, 2025
T3. 91, #25 Clemson, Dec. 17, 2024 (OT game)
5. 89, George Washington, Dec. 1, 2023

Fewest Points

1. 42, #8/9 Tennessee, Jan. 7, 2023
2. 45, at #11/13 Tennessee, Feb. 25, 2023
3. 47, at Alabama, Jan. 9, 2024
4. 51, Miss. State, Jan. 31, 2023
T5. 53, Texas A&M, Jan. 14, 2023
T5. 53, vs. Colorado State, Nov. 17, 2022

Most Assists

1. 25, at Georgia, Feb. 3, 2024
2. 24, NC A&T, Nov. 4, 2025
3. 23, Radford, Nov. 18, 2025
4. 22, at Texas A&M, Feb. 28, 2024
T5. 21, Vanderbilt, Feb. 10, 2024
T5. 21, Florida A&M, Dec. 30, 2023

Fewest Turnovers

1. 3, George Washington, Dec. 1, 2023
T2. 5, Charleston Southern, Nov. 28, 2025
T2. 5, Georgia, March 4, 2025
T4. 6, Presbyterian, Nov. 12, 2025
T4. 6, Charleston Southern, Dec. 16, 2023
T4. 6, Presbyterian, Dec. 11, 2022

Most Turnovers

1. 25, at Vanderbilt, Jan. 15, 2025
T2. 19, #14/14 Miss. State, Jan. 25, 2025
T2. 19, Clemson, Nov. 11, 2022
T4. 18, Southern Miss, Nov. 9, 2025
T4. 18, at LSU, Feb. 18, 2025
T4. 18, Miss. State, Jan. 31, 2023
T4. 18, at Georgia, Jan. 28, 2023
T4. 18, #8/9 Tennessee, Jan. 7, 2023

Most Blocks

- T1. 8, UNF, Nov. 4, 2024
T1. 8, Georgia, Jan. 16, 2024
3. 7, vs. Davidson, Nov. 18, 2022
T4. 6, Radford, Dec. 22, 2024
T4. 6, SC State, Nov. 8, 2024
T4. 6, #24/24 Florida, Mar. 2, 2024
T4. 6, Kentucky, Jan. 23, 2024
T4. 6, George Washington, Dec. 1, 2023
T4. 6, Georgia, March 4, 2023

Most Steals

1. 13, #14/14 Miss. State, Jan. 25, 2025
2. 10, #8/9 Tennessee, Jan. 7, 2023
T3. 9, at Georgia, Jan. 28, 2025
T3. 9, ECU, Dec. 17, 2022
T5. 8, vs. Butler, Nov. 21, 2025
T5. 8, vs. Arkansas, March 12, 2025
T5. 8, at Oklahoma, Jan. 18, 2025
T5. 8, USC Upstate, Dec. 14, 2024
T5. 8, Mercer, Nov. 21, 2024
T5. 8, Towson, Nov. 12, 2024
T5. 8, #24/24 Florida, Mar. 2, 2024
T5. 8, Missouri, Jan. 27, 2024
T5. 8, at Alabama, Jan. 9, 2024
T5. 8, vs. Virginia Tech, Nov. 10, 2023
T5. 8, Miss. State, Jan. 31, 2023

Most Points By Opponent

- T1. 101, at #14/16 Missouri, Feb. 25, 2025
T1. 101, #13/12 Auburn, Feb. 14, 2024
3. 94, Texas A&M, Jan. 14, 2023
4. 89, Mississippi State, Mar. 9, 2024 (OT game)
T5. 88, #3/3 Florida, Feb. 15, 2025
T5. 88, #5/5 Alabama, Jan. 8, 2025
T5. 88, #25 Clemson, Dec. 17, 2024 (OT game)

Fewest Points By Opponent

1. 43, Elon, Dec. 22, 2023
2. 48, Radford, Dec. 22, 2024
3. 51, at Boston College, Dec. 3, 2024
T4. 53, Arkansas, March 1, 2025
T4. 53, USC Upstate, Dec. 14, 2024
T4. 53, Notre Dame, Nov. 28, 2023
T4. 53, USC Upstate, Nov. 25, 2022

Most Field Goals Made By Opponent

1. 40, at #14/16 Missouri, Feb. 25, 2025
T2. 36, at #13/12 Auburn, Feb. 14, 2024
T2. 36, at #11/13 Tennessee, Feb. 25, 2023
T4. 35, #5/5 Alabama, Jan. 8, 2025
T4. 35, #8/9 Tennessee, Jan. 7, 2023
T4. 35, Colorado State, Nov. 17, 2022

Fewest Field Goals Made By Opponent

1. 15, Arkansas, March 1, 2025
T2. 16, Towson, Nov. 12, 2024
T2. 16, Elon, Dec. 22, 2023
T2. 16, Winthrop, Dec. 19, 2023
T5. 17, Radford, Nov. 18, 2025
T5. 17, Notre Dame, Nov. 28, 2023

Highest Opponent Field Goal Percent

1. 63.5 (40-63), at #14/16 Missouri, Feb. 25, 2025
2. 61.0 (36-59), at #13/12 Auburn, Feb. 14, 2024
3. 60.4 (32-53), at #3/3 Florida, Feb. 15, 2025
4. 59.6 (28-47), vs. Oregon, Mar. 21, 2024
5. 58.3 (35-60), Colorado State, Nov. 17, 2022

Lowest Opponent Field Goal Percent

1. 28.8% (15-52), Arkansas, March 1, 2025
2. 29.6% (16-54), Towson, Nov. 12, 2024
3. 30.9% (17-55), Radford, Nov. 18, 2025
4. 32.0% (16-50), Elon, Dec. 22, 2023
5. 32.7% (17-52), Notre Dame, Nov. 28, 2023

Most Rebounds By Opponent

- T1. 48, vs. Butler, Nov. 21, 2025**
T1. 48, Vanderbilt, Feb. 14, 2023
T1. 48, Texas A&M, Jan. 14, 2023
T1. 48, #8/9 Tennessee, Jan. 7, 2023
5. 45, vs. Georgia, Jan. 16, 2024

Fewest Rebounds By Opponent

- T1. 23, Presbyterian, Dec. 30, 2024
T1. 23, vs. Virginia Tech, Nov. 10, 2023
3. 24, Radford, Dec. 22, 2024
T4. 25, at Vanderbilt, Jan. 15, 2025
T4. 25, Georgia, March 4, 2023
T4. 25, Presbyterian, Dec. 11, 2022

Most Turnovers By Opponent

1. 17, #14/14 Miss. State, Jan. 25, 2025
T2. 16, VMI, Nov. 13, 2023
T2. 16, Miss. State, Jan. 31, 2023
T4. 15, USC Upstate, Dec. 14, 2024
T4. 15, at Alabama, Jan. 9, 2024
T4. 15, Elon, Dec. 22, 2023

BOLD happened this season

GAMECOCK BASKETBALL ASSISTANT COACHES & SUPPORT STAFF



> **Tanner Bronson, Assistant Coach (Wisconsin, '08)**

- Served in same capacity at Chattanooga for five seasons (2017-22) under Paris ; fourth season at South Carolina
- Was assistant at St. Louis (2012-16) prior to joining the Mocs ; team won 103 games in his five seasons there and made three NCAA appearances, winning a game each time
- Went from manager, to walk-on to scholarship player at Wisconsin under Bo Ryan ; was on four NCAA teams (Elite Eight in '05' and Sweet Sixteen in '08')



> **Will Bailey, Assistant Coach (UAB, '97)**

- Fourth season with the Gamecocks and second under Paris ; was an assistant under Frank Martin from 2020-22 at South Carolina
- Chicago native who most recently worked as assistant at Loyola University Chicago in 2023-24
- Had two different stints under Travis Ford at St. Louis as an assistant coach, first for four seasons from 2016-19 and then for one season in 2022-23 ; was an assistant at La Salle for six seasons and was on staff for the Explorers' 2013 Sweet 16 squad



> **Eddie Shannon, Assistant Coach (Florida, '99)**

- Fourth season at Carolina ; spent three seasons at Chattanooga (2019-22) under Paris ; also was assistant at Canisius (2017-19)
- Played professionally overseas for 10 seasons with stops in Italy, France, Russia, Sweden, Croatia, Latvia, Greece, Australia, and Cyprus
- Four-year starter at Florida (1995-99), helping usher in the Billy Donovan era in Gainesville ; scored 1,168 career points and left as the career leader in steals (204) ; only player in school history with 200+ steals and he was also second in assists (493)



> **David McKinley, Assistant Coach (Ohio, '13)**

- Fourth season at Carolina ; was on Paris' staff at Chattanooga for five seasons (2017-22) in variety of roles
- Served as Director of Player Development in first season at Carolina (2022-23) ; was assistant coach for the Mocs for three seasons (2019-22)
- Played collegiately at Ohio University where he was a four-year letterwinner from 2010-13 ; team captain his last two years and member of Bobcat team that won school record 29 games and advanced to the Sweet Sixteen



> **Colby Arendale, Director of Operations (Chattanooga, '18)**

- Fourth season at Carolina ; served in the same capacity at Chattanooga under Paris for the three seasons (2019-22)
- Was a student manager in 2017-18 and then a graduate manager for the Mocs from 2018-19
- Recently completed his MBA



> **Carey Rich, Special Assistant to the Head Coach (South Carolina, '95)**

- First official hire of the Paris era at South Carolina ; enters his fourth season with the team
- Served seven years as superintendent with the City of Columbia's Parks and Recreation Department
- Played one season at Western Carolina before returning home to finish his career with the Gamecocks (1993-95) ; scored 784 career points in Garnet & Black and dished out 340 assists in 79 games ; his 4.30 assists per game average is sixth all-time at Carolina



> **Roman DiPasquale, Director of Video Services (Wisconsin, '11)**

- Fourth season at South Carolina ; was on the Chattanooga staff all five seasons (2017-22) under Paris serving in a variety of roles
- Worked as the video coordinator at Stanford (2014-16)
- Also has stints in the NBA with Portland (2013-14) and Philadelphia (2011-12) ; was a student manager at Wisconsin



> **Scott Greenawalt, Strength & Conditioning Coach (Muskingum College, '98)**

- Enters his 14th season with men's basketball program in 2025-26 ; worked with men's and women's basketball at Kansas State from 2006-12 before coming to South Carolina with head coach Frank Martin
- Was a part of the staff for the best season in school history which culminated with a trip to the 2017 Final Four
- Worked at Cincinnati for eight years prior to his time in Manhattan ; was an all-conference linebacker in in for Muskingum College



Mark Rodger
Athletic Trainer



Kacey Friedman
Assistant Director of Operations



Dom Campo
Graduate Assistant



Michael DeBates
Assistant AD Communications & PR



Sam Straker
Creative Media Producer



Jeremy Ford
Sports Performance Nutritionist



Kaitlyn McCanna-Doty
Director of Academics



Tyson Lusk
Senior Associate AD Sport Admin



COLONIAL LIFE ARENA (TEAM'S THREE SELLOUTS LAST SEASON TIED 15-16 FOR MOST IN CLA HISTORY) HOME OF GAMECOCK BASKETBALL SINCE 2002 • COLONIAL LIFE ARENA RECORD: 259-125 (.674)

FUN FACTS ABOUT COLONIAL LIFE ARENA

- > **16,880** cubic yards of earth moved, which is enough to fill 222 swimming pools
- > **3,848** tons of steel, which would weigh equal to 96,200 quarters, which would equal \$24,050
- > **125** miles of cable, which would stretch between Columbia and Folly Beach
- > **1,872** tons of cooling, which would cool an average of 12 grocery stores
- > **205,384** bricks and **60,137** concrete blocks, which would stretch the entire length of Lake Murray (41 miles)
- > **8,750** gallons of paint, which would paint approximately 115 average Columbia 2-story houses
- > **4,781** square yards of carpet, which would carpet approximately the field at Williams-Brice Stadium
- > **443** people working on building the arena at a given time, which would staff 44 fast food restaurants
- > **1,158,000** man-hours to complete Colonial Life Arena, which would equal two working hours from each person living in the Columbia Metro area



CHRIS SILVA THROWS IN A SILVA SLAM FOR TWO OF HIS 27 POINTS THAT LED THE GAMECOCKS TO VICTORY VS. NO. 18 KENTUCKY, 76-68, ON JAN. 16, 2018. CAROLINA TRAILED BY AS MANY AS 14 POINTS IN THE SECOND HALF.

KEY ARENA DATES/ MEMORABLE MOMENTS

- > **April 2001** - Construction begins
- > **Nov. 24, 2002** - Carolina defeats ETSU, 71-66, in its first contest in the building
- > **Jan. 8, 2003** - The Gamecocks post a 55-49 win in the first SEC contest at the building over Ole Miss.
- > **March 15, 2006** - Carolina defeats Western Kentucky, 74-55, in the first round of the Postseason NIT. The Gamecocks would go on to win their second straight NIT Championship later that month.
- > **Jan. 21, 2009** - Zam Fredrick scores on a last second lay-in to propel the Gamecocks past Florida, 70-69, at the buzzer. Carolina would go on to capture the 2009 SEC Eastern Division Co-Championship.
- > **Jan. 26, 2010** - Led by heralded senior Devan Downey, Carolina posted its first win over a No. 1 ranked opponent (AP poll) in school history when it defeated top-ranked Kentucky, 68-62.
- > **Feb. 7, 2017** - The Gamecocks would battle Alabama into a four-overtime contest, with the Crimson Tide eventually closing the 90-86 win. Senior guard Sindarius Thornwell scored 44 points and pulled down 21 rebounds in the game. Carolina would go on to its first Final Four in program history later that season.
- > **Nov. 15, 2019** - Carolina captures its 200th victory at Colonial Life Arena with a 90-63 win over Cleveland State.
- > **Jan. 23, 2024** - The Gamecocks dominated No. 6/6 Kentucky, 79-62. It was the program's highest margin of victory ever over a top-10 team ever.



DEVAN DOWNEY VS. KENTUCKY, JAN. 26, 2010 - HE SCORED 30 POINTS AS CAROLINA BEAT THE TOP-RANKED WILDCATS, 68-62.



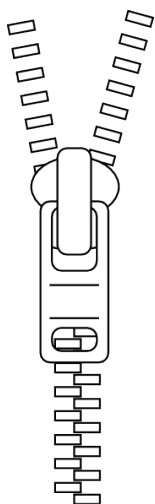
TA'LON COOPER TIED A CAREER-HIGH WITH 20 POINTS IN A 79-62 ROUT OVER NO. 6/6 KENTUCKY ON JAN. 23, 2010. CAROLINA HELD THE NATION'S BEST SCORING OFFENSE TO A SEASON-LOW IN POINTS.

QZ Records in 2025-26 SZN

The quarter-zip has been a featured staple of head coach Lamont Paris' wardrobe since he arrived on campus in late March of 2022. Gamecock fans across the country began to quickly realize through various posts on social media and appearances made by Paris throughout the community how important this article of clothing was to him. His commitment to wearing the 1/4 zip in any and all situations with weather playing zero factor also became very apparent. If it's 95 degrees with 100 percent humidity in the heart of July in famously hot Columbia, the chances of seeing Paris in a 1/4 zip are in the 99th percentile.

The Q-zip, as its affectionally become known by South Carolina fans far and wide, is a popular choice for fall and winter weather. It's versatile and dynamic. It's light and comfortable enough to be worn indoors, but it also is thick and durable enough to layer up when a jacket is too heavy for full comfort. Every quarter-zip is different with different features like zippered pockets for added storage. You have a number of different options to style it by simply just adjusting the zipper height.


A 1/4 zip camera has been added to all home games at CLA in honor of Paris' fashion icon status amongst the Gamecock faithful.



Black with garnet circle/
white outlined Block C logo.



Black with Carolina men's
basketball wordmark.



Black with white circle/garnet
outlined Block C logo.

2025-26 GAMECOCK SUPERLATIVES

GAMECOCKS'

25-26 RECORD WHEN ...

At home	5-1
On the road	-
At neutral sites	0-2
In overtime	1-1
vs. Top 25 team	-
vs. Top 10 team	-
vs. Top 5 team	-
Leading at half	5-0
Trailing at half	0-3
Tied at half	-
Shooting 50% or better	1-0
Shooting between 39-49.9%	4-3
Shooting less than 39%	-
Opp. shooting 50% or better	0-2
Opp. shooting between 40-49.9%	3-1
Opp. shooting less than 40%	2-0
Shooting better than opp.	3-0
Shooting worse then/equal to opp.	2-3
Starters out-score opp. starter	5-0
Opp. starters score/equal more	0-3
Bench out-scores opp. bench	3-3
Opp. bench scores/equals more	2-0
Having more FTs than opp.	3-1
Having equal/less FTs than opp.	2-2
Have more TOs than opp.	2-0
Having equal/less TOs than opp.	3-3
Having more rebounds than opp.	2-1
Having equal/less rebounds than opp.	3-2
Making 8 or more 3FGs	3-2
Having 15 or more assists	4-1
Score more points in paint than opp.	1-0
Scoring equal/less points in paint than opp.	4-3
Scoring more points off TOs than opp.	3-3
Scoring equal/less points off TOs than opp.	2-0
Scoring more 2nd-chance points than opp.	3-1
Scoring equal/less 2nd-chance points than opp.	2-2
Scoring more fast break points than opp.	1-0
Scoring equal/less fast break points than opp.	4-3
Wearing Regular White uniforms	5-1
Wearing Garnet uniforms	-
Wearing Black uniforms	0-1
Wearing Throwback White uniforms	0-1
Playing on live TV/live broadcast	5-3
Playing in November	5-2
Playing in December	0-1
Playing in January	-
Playing in February	-
Playing in March	-
Playing a day-game	1-2
Playing a night-game	4-1
Playing on a Monday	-
Playing on a Tuesday	2-1
Playing on a Wednesday	1-0
Playing on a Thursday	-
Playing on a Friday	1-1
Playing on a Saturday	-
Playing on a Sunday	1-1
Scoring margin is 5 points or less	1-2
Margin is between 6-10	0-1
Margin is between 11-20	3-0
Margin is more than 20	1-0
Scoring 59 points or less	-
Scoring 60-69 points	-
Scoring 70-79 points	1-2
Scoring 80-89 points	3-1
Scoring 90-99 points	1-0
Scoring 100+ points	-

MISCELLANEOUS

Current streak	L1
Home court streak	L1
Away streak	L9
Neutral court streak	L3

Scoring Leaders	'25-26	Career
Meechie Johnson	4	26*
Elijah Strong	4	4*
Myles Stute		2*
Mike Sharavjamts	1	1*

Rebounding Leaders	'25-26	Career
Meechie Johnson	2	9*
Mike Sharavjamts	5	5*
Myles Stute	1	4*
Eli Ellis	2	2
Nordin Kapic	1	1*
Hayden Assemian	1	1

Assists Leaders	'25-26	Career
Meechie Johnson	2	32*
Kobe Knox	4	4*
Eli Ellis	2	2
Mike Sharavjamts	1	1*
Myles Stute		1*

Blocks Leaders	'25-26	Career
Jordan Butler	2	7*
Mike Sharavjamts	4	4*
Myles Stute	1	3*
Hayden Assemian	3	3
Kobe Knox	2	2*
Grant Polk	1	1
Elijah Strong	1	1*
Christ Essandoko	1	1*

Steals Leaders	'25-26	Career
Meechie Johnson	4	27*
Myles Stute	1	8*
Mike Sharavjamts	4	4*
Jordan Butler	1	3*
Eli Ellis	2	2
Elijah Strong	2	2*

Double-Figure Scoring	'25-26	Career
Meechie Johnson	5	53
Myles Stute	1	46
Kobe Knox	4	41
Mike Sharavjamts	6	33
Nordin Kapic	2	20
Elijah Strong	5	18
Christ Essandoko		6
Eli Ellis	4	4
Jordan Butler	1	2
Grant Polk	1	1

20+ points	'25-26	Career
Meechie Johnson	2	16
Myles Stute		5
Christ Essandoko		1
Nordin Kapic		1
Kobe Knox		1
Elijah Strong	1	2

30+ points	'25-26	Career
Meechie Johnson	1	1

Double-Figure Rebounding	'25-26	Career
Christ Essandoko		4
Nordin Kapic		2
Elijah Strong		2
Mike Sharavjamts	1	1
Myles Stute		1

5+ assists	'25-26	Career
Mike Sharavjamts	1	22
Meechie Johnson	2	19
Kobe Knox	2	6
Eli Ellis	2	2

3+ steals	'25-26	Career
Kobe Knox		6
Mike Sharavjamts		6
Meechie Johnson		3
Nordin Kapic		3
Myles Stute		2
Eli Ellis		1

Miscellaneous

Largest Halftime Lead

SC	19	vs. PC, 11/12/25
Opp	7	Butler, 11/21/25

Smallest Halftime Lead

SC	2	vs. Charleston So., 11/28/25
Opp	2	Northwestern, 11/23/25

Fewest Points In First Half

SC	30	vs. Charleston So., 11/28/25
Opp	22	PC, 11/12/25

Most Points In First Half

SC	46	vs. NC A&T, 11/4/25
Opp	38	Butler, 11/21/25

Fewest Points In Second Half

SC	32	vs. Southern Miss, 11/9/25
Opp	33	2x, Radford, 11/18/25 Virginia Tech, 12/2/25

Most Points In Second Half

SC	47	vs. Radford, 11/18/25
Opp	44	NC A&T, 11/4/25

Most Points in Overtime

SC	13	2x, last vs. Virginia Tech, 11/25/25
Opp	16	Virginia Tech, 11/25/25

Largest Margin of Victory

SC	29	vs. Radford, 11/18/25
Opp	7	Butler, 11/21/25

Smallest Margin of Victory

SC	4	vs. Southern Miss, 11/9/25
Opp	2	Northwestern, 11/23/25

2+ blocks	'25-26	Career
Jordan Butler		12
Kobe Knox		11
Christ Essandoko		9
Mike Sharavjamts	1	8
Nordin Kapic		5
Elijah Strong		2
Myles Stute		2
Hayden Assemian		1

Double-Doubles	'25-26	Career
Elijah Strong		2
Christ Essandoko		1
Nordin Kapic		1
Myles Stute		1
Mike Sharavjamts	1	1

Dunks	'25-26	Career
Kobe Knox	5	5*
Jordan Butler	4	4*
Cam Scott		4
Mike Sharavjamts	3	3*
Myles Stute	1	3*
Hayden Assemian	3	3
Meechie Johnson	1	2*
Elijah Strong	1	1*

- tied for team lead also included

- * indicates at Carolina ONLY

2025-26 GAME-BY-GAME

	Date	Result	FG-A	Pct	3FG-A	Pct	FT-A	Pct	O-D-Total	PF	Pts	A	TO	Blk	Stl	Min	Half
NC A&T at			26-60	43.3%	4-11	36.4%	16-22	72.7%	7-24-31	17	72	12	12	3	9	200	28
South Carolina	11/4/25	W	31-63	49.2%	14-32	43.8%	15-21	71.4%	10-30-40	19	91	24	13	2	5	200	46
Southern Miss at			29-67	43.3%	5-22	22.7%	16-21	76.2%	13-30-43	21	79	10	9	3	8	225	34
South Carolina	11/9/25	W (OT)	25-64	39.1%	16-43	37.2%	17-21	81.0%	12-27-39	20	83	18	15	2	5	225	38
Presbyterian at			25-59	42.4%	0-8	0.0%	11-20	55.0%	14-23-37	22	61	16	10	1	3	200	22
South Carolina	11/12/25	W	24-57	42.1%	8-25	32.0%	25-32	78.1%	13-24-37	16	81	15	6	3	2	200	41
Radford at			17-55	30.9%	7-24	29.2%	17-25	68.0%	10-16-26	17	58	6	14	0	5	200	25
South Carolina	11/18/25	W	34-59	57.6%	7-25	28.0%	12-15	80.0%	7-33-40	21	87	23	12	4	7	200	40
South Carolina vs.			25-62	40.3%	7-26	26.9%	15-22	68.2%	9-20-29	25	72	10	7	1	8	200	31
Butler - &	11/21/25	L	27-56	48.2%	5-12	41.7%	20-34	58.8%	15-33-48	17	79	9	10	2	6	200	38
South Carolina vs.			28-61	45.9%	10-34	29.4%	11-15	73.3%	13-18-31	14	77	17	8	1	7	200	34
Northwestern - &	11/23/25	L	30-53	56.6%	7-14	50.0%	12-14	85.7%	5-21-26	15	79	21	10	3	5	200	36
Charleston Southern at			25-70	35.7%	7-31	22.6%	5-8	62.5%	13-30-43	21	62	12	10	5	2	200	28
South Carolina	11/28/25	W	25-60	41.7%	5-24	20.8%	19-25	76.0%	7-30-37	12	74	10	5	3	5	200	30
Virginia Tech at - ^			33-66	50.0%	6-20	30.0%	14-21	66.7%	6-31-37	24	86	18	9	2	3	225	37
South Carolina	11/28/25	W	27-60	45.0%	8-29	27.6%	21-28	75.0%	5-23-28	17	83	11	8	3	4	225	34

BOLD - home game / & - Greenbrier Tip-Off (White Sulphur Springs, W. Va.) / ^ - ACC/SEC Challenge (Columbia, S.C.)

* - indicates SEC contest



2025-26 SOUTH CAROLINA BASKETBALL

OVERALL: 5-3 // SEC: 0-0 // HOME: 5-1 // AWAY: 0-0 // NEUTRAL: 0-2

DATE	OPP.	W/L	SCORE	RECORD (SEC)	POINTS	REBOUNDS	ASSISTS	BLOCKS	STEALS	ATTENDANCE
11/4/25	NC A&T	W	91-72	1-0	M. Johnson (14)	Four Tied (5)	E. Ellis (5)	Sharavjamts/Butler (1)	M. Johnson (2)	12,344
11/8/25	Southern Miss	W	83-79 (OT)	2-0	M. Johnson (33)	E. Ellis (7)	K. Knox (5)	Stute/Butler (1)	M. Sharavjamts (2)	11,420
11/12/25	Presbyterian	W	81-61	3-0	M. Sharavjamts (13)	H. Assemian (8)	E. Ellis (5)	H. Assemian (2)	Sharavjamts/Stute (1)	11,874
11/18/25	Radford	W	87-58	4-0	E. Strong (15)	M. Sharavjamts (10)	Johnson/Knox (5)	Four tied (1)	Johnson (2)	11,623
11/21/25	Butler &	L	72-79	4-1	M. Johnson (24)	M. Sharavjamts (6)	K. Knox (4)	M. Sharavjamts (1)	E. Ellis (3)	1,209
11/23/25	Northwestern &	L	77-79	4-2	E. Strong (16)	M. Sharavjamts (8)	M. Johnson (5)	K. Knox (1)	Three tied (2)	782
11/28/25	Charleston So.	W	74-62	5-2	E. Strong (22)	E. Ellis (9)	M. Sharavjamts (7)	M. Sharavjamts (2)	M. Sharavjamts (2)	9,789
12/2/25	Virginia Tech ^	L	83-86 (OT)	5-3	M. Johnson/E. Strong (18)	Johnson/Sharavjamts (6)	K. Knox (4)	Three tied (1)	Four tied (1)	11,420

BOLD - home game / & - Greenbrier Tip-Off (White Sulphur Springs, W. Va.) / ^ - ACC/SEC Challenge (Columbia, S.C.)

* - indicates SEC contest

COLUMBIA, S.C. (AP) — Mike Sharavjamts scored 13 points to lead four in double-figure scoring, and South Carolina jumped out to an early lead and beat Presbyterian 81-61 on Wednesday night.

Grant Polk scored 12 points on four 3-pointers for South Carolina (3-0). Jordan Butler and Myles Stute added 11 points apiece. Eli Ellis and Meechie Johnson each chipped in with nine points.

The Gamecocks had a double-digit lead midway through the first half and led 41-22 at the break. Polk made three 3s to pace the Gamecocks. Pierce scored 12 first-half point for the Blue Hose.

Stute's 3-pointer followed by a Johnson layup gave South Carolina its largest lead, 73-39, with about 10 minutes to play.

Jonah Pierce scored 19 points and grabbed nine rebounds for Presbyterian (3-2). Carl Parish added 15 points and Chidi Chiakwelu had 11. Jaylen Peterson grabbed 11 rebounds.

Each team shot 42% from the floor but South Carolina hit 8 of 25 (32%) from distance, while Presbyterian missed all eight of its attempts from long range.

GAME 3

GAME 3

Official Basketball Score - Final
Presbyterian at South Carolina
11/12/25 Cabell Lane, Columbia
2002-03 South Carolina Gamecocks

Game Time: 07:01
Date: 07/01/11
Attendance: 1,188

Officials: Job Hennes, Chris Ford, Shan Seal

Presbyterian - 61

Record: 3-2

NO.	Name	Min	FG	3P	FT	Rebounds	PFs	FO	TS	AST	STL	Blocks	BLK	Shooting By Period	
			MA	PA	MA	OR	DR	TOF	FG%					1 st FG	%
12	Jonah Peltier	F 30:58	8-19	0-0	0-0	3-5	3	8	11	5	0	2	3	1-1	16.7
45	Jaylen Peterson	F 26:09	2-4	0-0	0-0	0-3	6	3	9	1	0	1	0	1-1	0.0
7	Tycho Wilson	F 33:27	0-1	0-0	0-0	0-0	0	0	0	0	0	0	0	0-0	0.0
11	Erik Taylor	G 25:29	1-6	0-3	2-2	2-2	0-2	2	1	1	4	0	0	0-0	0.0
12	Carl Parnish	G 26:38	0-12	0-4	3-4	1	4	5	3	2	15	2	1	0-0	0.0
0	Wesley King	F 16:57	0-1	0-0	0-0	1	1	2	3	0	0	0	0	0-0	0.0
4	Josh Pickett	F 15:01	0-1	0-0	0-0	0-0	0	0	0	0	0	0	0	0-0	0.0
6	Chris Chikaleski	G 19:22	0-4	0-1	1	1	2	3	2	11	0	0	0	0-0	-11
10	Amarie Anderson	05:19	0-0	0-0	0-0	0-0	0	0	0	0	0	0	0	0-0	0.0
22	Khaliah Hudson	07:34	0-1	0-0	0-0	0-2	2	2	1	6	0	0	0	0-0	0.0
1	Joe Swanson	07:11	0-0	0-0	0-0	0-0	0	0	0	0	0	0	0	0-0	0.0
1	Luke Allison	01:36	0-0	0-0	0-0	0-0	0	0	0	0	0	0	0	0-0	0.0
Team						2	2	4	0	0	0	0	0		
Totals		25-59 (5-8)	11-20	14	23	37	22	16	33	3	1	3	1	3	-20

Deat Ball Rebounds: 3.0

South Carolina - 81

Record: 3-0

Major Fouls: NONE

NO.	Name	Min	FG	3P	FT	Rebounds	PFs	FO	TS	AST	STL	Blocks	BLK	Shooting By Period	
			MA	PA	MA	OR	DR	TOF	FG%					1 st FG	%
10	Myke Stute	F 21:34	4-11	2-8	1-2	1-3	2	1	11	1	2	2	1	0	-1
14	Jahvier Asseman	F 14:29	0-3	0-0	1-2	6	2	8	2	0	0	0	0	0-0	0.0
4	Kobe Knox	G 23:18	0-4	0-2	7-8	0	1	1	1	5	7	2	1	0	-2
5	Michael Johnson	G 24:59	3-9	1-4	2-4	2-2	1	5	9	0	0	0	0	0-0	0.0
15	Mike Sharavants	G 21:05	0-0	0-0	0-0	0	0	0	0	0	0	0	0	0-0	0.0
15	El Elie	G 23:09	3-7	0-1	3-4	1	2	2	3	9	5	0	0	0-0	0.0
1	Eljah Strong	20:32	1-2	0-3	0-2	4	2	4	2	1	1	1	0	0-0	0.0
1	Jonathan Butler	19:56	3-4	0-0	5-5	1	6	7	5	3	11	0	0	0-0	0.0
1	Michael Johnson	18:44	0-0	0-0	0-0	0	0	0	0	0	0	0	0	0-0	0.0
24	Nordin Kapic	03:53	0-1	0-1	0-0	0-0	0	0	0	0	0	0	0	0-0	0.0
14	El El Sparkman	04:29	0-0	0-0	0-0	0-0	0	0	0	0	0	0	0	0-0	-10
Team						0	3	3	0	0	0	0	0		
Totals		24-67 (9-25)	25-52	13-32	17-22	16	22	81	16	12	5	2	1	20	

Deat Ball Rebounds: 4.2

Biggest Lead 11 (1st 17:38) 34 (2nd 05:54)

Points From Turnovers 4 11

Best Scoring Run 9 (2nd 24:41) 9 (1st 12:05)

Lead Changes 4

Times Tied 2

Times with Lead 00:40 38.25

Points From Paints 4 11

Paint 42 19

Second Chance 12 8

Fast Breaks 19 38

Breaks 19 38

Period by Period Scoring

1st 2nd 3rd 4th

PRES 22 39 31 40

SC 22 39 31 40

USC 41 40 81

The Gamecocks opened the event with a 79-72 loss to Butler, while the Wildcats' lost to Virginia 83-78.


GAME 6[illegible]



GAME 7 vs. Charleston So.
Columbia, S.C.
Colonial Life Arena
Nov. 28, 2025
Strong scores 22 (20 in 2nd half) in
just 16 minutes off bench



GAME 8 vs. Virginia Tech
Columbia, S.C.
Colonial Life Arena
Dec. 2, 2025
7 p.m. (ET) - SEC Network



GAME 9 vs. Stetson
Columbia, S.C.
Colonial Life Arena
Dec. 6, 2025
2 p.m. (ET) - SEC Network+

COLUMBIA, S.C. (AP) – Elijah Strong scored 20 of his season-high 22 points in the second half and South Carolina beat Charleston Southern 74-62 on Friday.

The Gamecocks pulled away when Kobe Knox scored on a one-handed dunk, sparking a 16-4 run for a 57-45 lead with about seven minutes to play. Strong scored seven points during the stretch.

A little more than a minute later, Jesse Hafemeister answered with a 3-pointer and Brycen Blaine made a layup to pull the Buccaneers to 57-50 but they didn't get closer.

Strong, who spent the past two seasons at Boston College, shot 8 of 11 in the second half. Knox finished with 15 points and Nordin Kapic added 11 for South Carolina (5-2), which ended a two-game skid.

Blaine scored 23 points to lead Charleston Southern (5-4). Alahn Sumler added 14 points and Hafe-meister had 10.

Knox scored seven points to help the Gamecocks build a 30-28 halftime advantage. Blaine scored 12 first-half points to pace Charleston Southern. A Blaine 3-pointer gave the Buccaneers their last lead, 40-39, with about 13 minutes left in the second half.

COLUMBIA, S.C. – Amari Hansberry scored 22 points and hauled in 14 rebounds, Ben Hammond added 16 points, and Virginia Tech took down South Carolina 86-83 in overtime on Tuesday night in an ACC/SEC Challenge matchup.

Hansberry (10 of 16 from the floor) picked up his fourth double-double of the season in 39 minutes of action. The overtime frame featured nine lead changes and five ties, and Virginia Tech took the lead for good as Hammond made a layup with 13 seconds on the clock.

The Hokies (7-2) led for most of the first half, opening on an 8-1 run and keeping pace the rest of the way. They took a 37-34 lead into halftime.

South Carolina took the lead late in the second half thanks to a 7-0 run, capped off by Mike Sharavjamts' five-straight points. The game went to overtime tied at 70 after Hansberry made a layup with 2:43 remaining, and the teams couldn't find a way to score in the final minutes.


Meechie Johnson paced the Gamecocks (5-3) with 18 points on 7-of-12 shooting, adding six rebounds. Elijah Strong also had 18 points (6-of-16 shooting).

The Hokies won their first game in the third edition of the ACC/SEC Challenge, losing to Auburn and Vanderbilt in 2023 and 2024, respectively.

GAME 7

Official Basketball Box Score - Final														
Charleston So. at South Carolina														
11/28/25 Colonial Life Arena, Columbia														
2025-26 South Carolina Men's Basketball														
Game Time: 1:30 PM														
Game Duration: 1:53														
Attendance: 5,789														
Officials: Jason Biber, Rob Ruffin, Joshua News														
Charleston So. - 62														
Record: 5-4														
Shooting By Period														
1st FG%: 15.4% 32.4%														
2nd FG%: 34.4 21.4%														
3rd FG%: 3.3 100%														
4th FG%: 14.3% 38.9%														
5th FG%: 4.7% 23.5%														
6th FG%: 2.5 40%														
7th FG%: 25.0 35.7%														
8th FG%: 7.3% 22.6%														
9th FG%: 5.4 62.5%														
Dead Ball Rebounds: 2.0														
Team														
Totals														
25-70 7-31 5-8 13 30 43 21 12 62 12 10 2 5 3 1-12														
Major Fouls: NONE														
South Carolina - 74														
Record: 5-3														
Shooting By Period														
1st FG%: 12.3% 36.4%														
2nd FG%: 3.3 23.1%														
3rd FG%: 3.7 42.9%														
4th FG%: 13.2% 48.1%														
5th FG%: 2.1% 18.2%														
6th FG%: 15.1% 88.9%														
7th FG%: 25.0% 41.7%														
8th FG%: 5.0% 20.0%														
9th FG%: 15.2% 76.0%														
Dead Ball Rebounds: 4.3														
Team														
Totals														
25-40 6-24 19-25 7 30 37 12 21 62 10 5 3 5 1-12														
Major Fouls: NONE														
Period by Period Scoring														
1st 2nd TOT														
CSU 28 34 62														
USC 30 44 74														
Turnovers														
CSU 11 USC 9														
Fast Breaks														
CSU 7 USC 11														
Bench														
CSU 44 USC 33														
Points from														
Turnovers														
CSU 11 USC 6														
Second Chance														
CSU 12 USC 5														
Fast Breaks														
CSU 10 USC 7														
Bench														
CSU 34 USC 36														

GAME 8

		Official Basketball Box Score - Final													Game Time: 7:00 PM						
		Virginia Tech at South Carolina															Game Duration: 2:15				
		12/02/25 Colonial Life Arena, Columbia															Attendance: 11,420				
		2025-26 South Carolina Men's Basketball															Officials: Doug Shreve, Ben Leroux, Lucas Santos				
Virginia Tech - 86		Record: 7-2																			
NO. Name		Min	FG	3P	FT	Rebounds	FOUL	PTS	AS	TO	ST	Blocks	PF	Shooting By Period							
			MA	MA	MA									1st FG%: 15.4% 32.4%							
13	Amari Hansberry	38	10	38	10	2	8	2	12	4	6	22	3	1	2	2	9				
17	Anthony Davis	C29	56	46	8	0	0	0	0	0	0	0	0	0	16	3P%	26	33.3%			
0	Jalen Bedford	G23	30	34	1	2	2	4	6	1	1	9	0	1	0	0	10	2nd FG%	14.30	38.9%	
1	Tyler Johnson	G22	34	53	0	0	1	1	5	0	0	0	0	1	0	1	8	3rd FG%	0.0	0.0%	
17	Nickola Anderson	G30	50	51	1	4	2	0	8	5	1	0	0	0	0	0	0	4th FG%	14.3	26.7%	
2	Jaden Schuch	30	45	25	23	0	1	1	0	1	0	1	0	0	0	0	4	OT FG%	4.5	80.0%	
3	Ben Hammond	31	51	59	24	4	1	2	3	2	3	36	2	4	2	0	5	3P%	12	50.0%	
5	Si'Core Jones	06	00	00	00	0	1	0	1	0	0	0	0	0	0	0	2	FT%	17	77.8%	
32	Christian Gurdak	04	42	22	04	22	0	0	2	1	6	0	0	0	0	0	5	GMFG%	33.66	50.0%	
4	Isiah Phillips	02	22	04	03	03	03	00	0	0	0	0	0	0	0	0	2	3P%	14.21	66.7%	
Team							0	1	1	0	0	0	0	0	0	0	0	Dead Ball Rebounds: 9.0			
Totals			33	66	20	14	21	6	31	37	24	17	28	9	3	2	3				
South Carolina - 83		Record: 5-3															Major Fouls: NONE				
NO. Name		Min	FG	3P	FT	Rebounds	FOUL	PTS	AS	TO	ST	Blocks	PF	Shooting By Period							
			MA	MA	MA									1st FG%: 13.0% 50.0%							
0	Jordan Butler	F34	01	01	44	0	2	1	3	4	0	0	0	0	0	2	2nd FG%	4.11	35.4%		
24	North Kirk	F04	05	03	00	0	0	0	0	0	0	0	0	0	0	14	FT%	49	44.4%		
4	Kobe Knox	G36	47	48	13	23	0	2	2	4	1	14	1	0	1	0	2	3P%	9.23	38.9%	
5	Meechie Johnson	G37	27	72	26	24	0	6	6	4	1	19	2	1	0	0	1	3P%	33.4	21.4%	
55	Mike Shavransky	G36	20	44	15	24	5	7	2	6	14	14	1	1	0	5	0	OT FG%	15.57	82.6%	
19	Rayden Akesamen	14	02	11	00	00	0	1	3	1	2	0	0	0	0	0	4	3P%	14	25.0%	
15	Cliff Ellis	01	24	01	24	01	1	1	1	1	0	0	0	0	0	0	0	FT%	22	100%	
31	Elyjah Strain	24	59	6	19	15	5	1	2	3	1	14	0	0	1	0	0	GMFG%	27.04	45.0%	
13	Grant Poff	11	54	12	00	0	1	0	1	0	3	0	0	0	0	0	0	3P%	14.21	66.7%	
2	Christ Estessandko	09	59	34	22	04	1	2	3	1	1	8	0	1	0	0	3	FT%	21.28	75.0%	
Team							0	23	0	28	17	28	0	1	8	4	3	2	3	Dead Ball Rebounds: 4.2	
Totals			27	60	29	21	28	5	1	28	17	28	0	1	8	4	3	2	3		
		Major Fouls: NONE																			
Biggest Lead		10 @ 15:56 USC		Points From Turnovers		6 @ 11		Period by Period Score													
Best Scoring Player		R (14) (15.42) (3.2) (17.39) 3pts		3		11		1st		2nd		OT1		OT2							
Lead Changes		8		Second Chance		12		3		37		13		16		8					
Times Tied		8		Fast Breaks		10 @ 7		USC		34		36		13		83					
Time with Lead		34:53 @ 03:28		Bench		34															

THE LAST TIME IN SOUTH CAROLINA BASKETBALL...

AN INDIVIDUAL ...

Scored 20 or more points:	South Carolina: Elijah Strong (22), vs. Charleston Southern (Nov. 28, 2025), in Columbia, S.C. Opponent: Amani Hansberry (22), Virginia Tech (Dec. 2, 2025), in Columbia, S.C.
Scored 30 or more points:	South Carolina: Meechie Johnson (33), vs. Southern Miss (Nov. 9, 2025), in Columbia, S.C. Opponent: Dalton Knecht (31), Tennessee (Jan. 30, 2024), in Knoxville, Tenn.
Scored 35 or more points:	South Carolina: Collin Murray-Boyles (35) vs. Arkansas (March 1, 2025) in Columbia, S.C. Opponent: Emoni Bates (36), Eastern Michigan (Dec. 30, 2022), in Columbia, S.C.
Scored 40 or more points:	South Carolina: Sindarius Thornwell (44), vs. Alabama (Feb. 7, 2017) in Columbia, S.C. Opponent: Jermaine Couisnard (40), Oregon (Mar. 21, 2024) in Pittsburgh, Pa.
Collected 20 or more rebounds:	South Carolina: Sindarius Thornwell (21), vs. Alabama (Feb. 7, 2017) in Columbia, S.C. Opponent: Ekpe Udoh (20), Baylor (Jan. 2, 2010) in Columbia, S.C.
Collected 15 or more rebounds:	South Carolina: Collin Murray-Boyles (16), vs. SC State (Nov. 8, 2024), in Columbia, S.C. Opponent: Henry Coleman III (15), Texas A&M (Jan. 29, 2022) in College Station, Texas
Made 12 or more field goals:	South Carolina: Collin Murray-Boyles (12) vs. Arkansas (March 1, 2025) in Columbia, S.C. Opponent: Jermaine Couisnard (14), Oregon (Mar. 21, 2024) in Pittsburgh, Pa.
Made 10 or more field goals:	South Carolina: Collin Murray-Boyles (10), at #14/16 Missouri (Feb. 25, 2025), in Columbia, Mo. Opponent: Amani Hansberry (10), Virginia Tech (Dec. 2, 2025), in Columbia, S.C.
Attempted 20 or more field goals:	South Carolina: Gregory "GG" Jackson II (20), vs. Ole Miss (March 8, 2023), in Nashville, Tenn. Opponent: Brycen Blaine (21), Charleston Southern (Nov. 28, 2025), in Columbia, S.C.
Attempted 25 or more field goals:	South Carolina: Sindarius Thornwell (25), vs. Alabama (Feb. 7, 2017) in Columbia, S.C. Opponent: Brandon Miller (25), No. 2/2 Alabama (Feb. 22, 2023) in Columbia, S.C.
Dished 10 or more assists:	South Carolina: Jermaine Couisnard (10), vs. Miss. State (March 3, 2020) in Columbia, S.C. Opponent: Zakai Zeigler (11), No. 11/13 Tennessee (Feb. 25, 2023) in Knoxville, Tenn.
Swiped 5 or more steals:	South Carolina: Collin Murray-Boyles (5), at Oklahoma (Jan. 18, 2025), in Norman, Okla. Opponent: Dailyn Swain (5), #22/22 Xavier (Nov. 25, 2024), in Fort Myers, Fla.
Blocked 5 or more shots:	South Carolina: Maik Kotsar (6), vs. North Greenville (Dec. 31, 2018) in Columbia, S.C. Opponent: Kadin Shedrick (5), Texas (Feb. 22, 2025), in Columbia, S.C.
Made 5 or more 3-point field goals:	South Carolina: Meechie Johnson (7), vs. Southern Miss (Nov. 9, 2025), in Columbia, S.C. Opponent: Denzel Aberdeen (5), #3/3 Florida (Feb. 15, 2025), in Gainesville, Fla.
Attempted 8 or more 3-point field goals:	South Carolina: Elijah Strong (9), vs. Virginia Tech (Dec. 2, 2025), in Columbia, S.C. Opponent: Brycen Blaine (9), Charleston Southern (Nov. 28, 2025), in Columbia, S.C.
Made 10 or more free throws:	South Carolina: Collin Murray-Boyles (13), vs. Georgia (March 4, 2025), in Columbia, S.C. Opponent: Jalon Moore (10), Oklahoma (Jan. 18, 2025), in Norman, Okla..
Attempted 15 or more free throws:	South Carolina: Chris Silva (16), vs. Georgia (March 9, 2019) in Columbia, S.C. Opponent: Nendah Tarke (15), Towson (Nov. 12, 2024), in Columbia, S.C.
Played all 40 minutes of regulation:	South Carolina: AJ Lawson, at LSU (Jan. 16, 2021) in Baton Rouge, La. Opponent: Khalif Battle, Arkansas (Mar. 14, 2024), in Nashville, Tenn.
A player hit a last-second shot (within 3 seconds) to win a game:	South Carolina: Jamarii Thomas (two OT FTs), #25/RV Clemson (Dec. 17, 2024), in Columbia, S.C. Opponent: Arrinten Page (layup with 0.8 seconds), Northwestern (Nov. 23, 2025), in White Sulphur Springs, W. Va.
A player had a double-double:	South Carolina: Mike Sharavjamts (12 pts, 10 reb), vs. Radford (Nov. 18, 2025), in Columbia, S.C. Opponent: Amani Hansberry (22 pts, 14 reb), vs. Virginia Tech (Dec. 2, 2025), in Columbia, S.C..
Two or more players had a double-double:	South Carolina: Gregory "GG" Jackson II (20 pts, 10 reb) & Josh Gray (11 pts, 13 reb), at Florida (Jan. 25, 2023), in Gainesville, Fla. Opponent: Tolu Smith III (14 pts, 10 reb) & Cameron Matthews (18 pts, 11 reb), Mississippi State (March 9, 2024) in Starkville, Miss.
A player had a triple-double:	South Carolina: Sam Muldrow (16 points, 14 rebounds, 10 blocks) vs. Vanderbilt (Jan. 8, 2011) in Columbia, S.C. Opponent: Daniel Hackett (Southern California - 22 points, 10 rebounds, 10 assists) (Nov. 17, 2007) in Columbia, S.C.
*** Only second triple-double in South Carolina history (Chuck Eidson (25 points, 10 rebounds, 10 assists) vs. SC State (Nov. 29, 2002) in Columbia, S.C..	
Scored 30 or more points in back-to-back games:	South Carolina: Devan Downey, 30 vs. Kentucky (Jan. 26, 2010) in Columbia, S.C. 33 vs. Georgia (Jan. 30, 2010) in Columbia, S.C.
Scored 25 or more points in back-to-back games:	South Carolina: Collin Murray-Boyles, 27 at #14/16 Missouri (Feb. 25, 2025) in Columbia, Mo. 35 vs. Arkansas (March 1, 2025) in Columbia, S.C.

A TEAM ...

Scored 100 or more points:	South Carolina: 105 vs. Army (Dec. 22, 2021) in Columbia, S.C. Opponent: 101, Auburn (Feb. 14, 2024) in Auburn, Ala.
Scored 50 points or less:	South Carolina: 50, at #17/16 Miss. State (Jan. 4, 2025), in Starkville, Miss. Opponent: 48, vs. Radford (Dec. 22, 2024), in Columbia, S.C.
Scored 50 points in a half:	South Carolina: 51 (2nd half), vs. No. 24/24 Florida (Mar. 2, 2024) in Columbia, S.C. Opponent: 52 (2nd half), #14/16 Missouri (Feb. 25, 2025), in Columbia, Mo.
Failed to score 25 points in a half:	South Carolina: 19 (1st half), at #14/14 Kentucky (Feb. 8, 2025), in Lexington, Ky. Opponent: 22 (1st half), Presbyterian (Nov. 12, 2025), in Columbia, S.C.

Collected 50 or more rebounds:	South Carolina: 51, vs. SC State (Nov. 8, 2024), in Columbia, S.C. Opponent: 51, Clemson (Dec. 18, 2021) in Clemson, S.C.
Shot 60% or better from the field:	South Carolina: 60.0% (39-65), vs. High Point (March 15, 2016) in Columbia, S.C. Opponent: 63.5% (40-63), #14/16 Missouri (Feb. 25, 2025), in Columbia, Mo.
Shot 50% or better from the field:	South Carolina: 57.6% (34-59), vs. Radford (Nov. 18, 2025), in Columbia, S.C. Opponent: 50.0% (33-66), Virginia Tech (Dec. 2, 2025), in Columbia, S.C.
Shot less than 30% from the field:	South Carolina: 29.3% (17-58), vs. #14/14 Miss. State (Jan. 25, 2025), in Columbia, S.C. Opponent: 28.8% (15-52), Arkansas (March 1, 2025) in Columbia, S.C.
Shot 50% or better from 3-point range (at least 10 attempts):	South Carolina: 52.2% (12-23), vs. East Carolina (Dec. 7, 2024), in Columbia, S.C. Opponent: 50.0% (7-14), Northwestern (Nov. 23, 2025), in White Sulphur Springs, W. Va.
Shot 20% or less from 3-point range (at least 10 attempts):	South Carolina: 8.7% (2-23), at #14/16 Missouri (Feb. 25, 2025), in Columbia, Mo. Opponent: 0.0% (0-8), Presbyterian (Nov. 12, 2025), in Columbia, S.C.
Dished 20 or more assists:	South Carolina: 23, vs. Radford (Nov. 18, 2025), in Columbia, S.C. Opponent: 21, Northwestern (Nov. 23, 2025), in White Sulphur Springs, W. Va.
Made 35 or more shots:	South Carolina: 45, vs. Allen (Dec. 14, 2021) in Columbia, S.C. Opponent: 40, #14/16 Missouri (Feb. 25, 2025), in Columbia, Mo.
Attempted 80 or more shots:	South Carolina: 82, vs. No. 5/4 Kentucky, (Feb. 8, 2022) in Columbia, S.C. Opponent: 83, LSU (Feb. 10, 1996) in Columbia, S.C.
Attempted 70 or more shots:	South Carolina: 71, vs. VMI (Nov. 13, 2023), in Columbia, S.C. Opponent: 70, Charleston Southern (Nov. 28, 2025), in Columbia, S.C.
Made 10 or more 3-pointers:	South Carolina: 10, vs. Northwestern (Nov. 23, 2025), in White Sulphur Springs, W. Va. Opponent: 11, #14/16 Missouri (Feb. 25, 2025), in Columbia, Mo.
Did not make a 3-pointer:	South Carolina: vs. USC Upstate (Nov. 6, 2018) in Columbia, S.C. Opponent: Presbyterian (Nov. 12, 2025) in Columbia, S.C.
Attempted 30 or more 3-pointers:	South Carolina: 34, vs. Northwestern (Nov. 23, 2025), in White Sulphur Springs, W. Va. Opponent: 31, Charleston Southern (Nov. 28, 2025), in Columbia, S.C.
Attempted 25 or more 3-pointers:	South Carolina: 29, vs. Virginia Tech (Dec. 2, 2025), in Columbia, S.C. Opponent: 28, #3/3 Florida (Feb. 15, 2025), in Gainesville, Fla.
Made 30 or more free throws:	South Carolina: 34, vs. Texas (Feb. 22, 2025), in Columbia, S.C. Opponent: 34, Ole Miss (Feb. 13, 2021) in Columbia, S.C.
Attempted 40 or more free throws:	South Carolina: 45, vs. Texas (Feb. 22, 2025), in Columbia, S.C. Opponent: 44, Ole Miss (Feb. 13, 2021) in Columbia, S.C.
Swiped 15 or more steals:	South Carolina: 15, at Georgia (Feb. 27, 2021) in Athens, Ga. Opponent: 15, Vanderbilt (Jan. 15, 2025), in Nashville, Tenn.
Blocked 12 or more shots:	South Carolina: 12, vs. Coastal Carolina (Nov. 30, 2018) in Columbia, S.C. Opponent: 12, Florida (Feb. 3, 2021) in Gainesville, Fla.
Blocked 8 or more shots:	South Carolina: 8, vs. North Florida (Nov. 4, 2024), in Columbia, S.C. Opponent: 8, #2/2 Auburn (Jan. 11, 2025), in Columbia, S.C.
Won by 30 or more points:	South Carolina: 32, vs. Florida A&M (Jan. 3, 2023), in Columbia, S.C. Opponent: 30, #14/16 Missouri (Feb. 25, 2025), in Columbia, Mo..
Won by 20 or more points:	South Carolina: 29, vs. Radford (Nov. 18, 2025), in Columbia, S.C. Opponent: 21, #3/3 Florida (Feb. 15, 2025), in Gainesville, Fla.
Played a single overtime game:	Win: 83-79, vs. Southern Miss (Nov. 9, 2025), in Columbia, S.C. Loss: 86-83, vs. Virginia Tech (Dec. 2, 2025), in Columbia, S.C.
Played a double overtime game:	Win: 87-85 vs. WKU (Nov. 27, 2010) in Bowling Green, Ky. Loss: 98-88 vs. Louisville (Feb. 20, 1988) in Columbia, S.C.
South Carolina played a No. 1 Team in the country:	Win: 68-62 vs. #1/1 Kentucky (Jan. 26, 2010) in Columbia, S.C. Loss: 85-73 loss to #1/1 Tennessee (Feb. 13, 2019) in Knoxville, Tenn.
South Carolina played a top-5 opponent:	Win: 63-59 at #5/5 Tennessee, (Jan. 30, 2024) in Knoxville, Tenn. Loss: 75-65 loss at #4/4 Tennessee (March 8, 2025), in Knoxville, Tenn.
South Carolina played a top-10 opponent:	Win: 63-59 win at #5/5 Tennessee (Jan. 30, 2024) in Knoxville, Tenn. Loss: 85-42 loss vs. #8/9 Tennessee (Jan. 7, 2023), in Columbia, S.C.
South Carolina played a top-25 opponent:	Win: 91-88 OT win vs. #25/RV Clemson (Dec. 17, 2024), in Columbia, S.C. Loss: 101-71 loss at #14/16 Missouri (Feb. 25, 2025), in Columbia, Mo.
South Carolina defeated a ranked opponent:	Home: 91-88 OT win vs. #25/RV Clemson (Dec. 17, 2024), in Columbia, S.C.. Away: 63-59 win at #5/5 Tennessee (Jan. 30, 2024) in Knoxville, Tenn. Neutral: 77-70 vs. #20/17 Florida (March 26, 2017) in New York City SEC Home: 82-76 win vs. #24/24 Florida (Mar. 2, 2024) in Columbia, S.C. SEC Away: 63-59 win at #5/5 Tennessee (Jan. 30, 2024) in Knoxville, Tenn.
South Carolina defeated a top-10 opponent	Home: 79-62 win vs. #6/6 Kentucky (Jan. 23, 2024) in Columbia, S.C. Away: 63-59 win at #5/5 Tennessee (Jan. 30, 2024) in Knoxville, Tenn. Neutral: 88-81 win vs. #7/7 Duke (March 19, 2017) in Greenville, S.C.
A South Carolina win opened the season:	Home: 91-72 win vs. NC A&T (Nov. 4, 2025), in Columbia, S.C. Away: 73-52 win at Wofford (Nov. 10, 2017) in Spartanburg, S.C. Neutral: 74-61 win vs. Chaminade (Nov. 19, 2001) in Maui, Hawaii (Maui Invite)
South Carolina opened SEC play:	Home: 88-68 loss vs. #5/5 Alabama (Jan. 8, 2025), in Columbia, S.C. Away: 85-50 loss at #17/16 Miss. State (Jan. 4, 2025), in Starkville, Miss..



Jordan Butler

Jr. • Forward • 7-0 • 237 • Greenville, S.C. // Missouri

CAREER HIGHS

Single Game Highs

Statistic	Value
Points	11 vs Presbyterian 11/12/25
Rebounds	7 vs Presbyterian 11/12/25
Assists	2 vs Ole Miss 03/02/24, vs Texas 02/22/25
Steals	2 4 times
Blocks	3 vs Texas A&M 02/07/24
FG Made	4 at Ole Miss 02/17/24
FG Attempts	7 at Ole Miss 02/17/24
3FG Made	2 vs Arkansas 03/01/25, vs Virginia Tech 11/27/24
3FG Attempts	4 vs Illinois 12/22/23, vs Texas 02/22/25, vs Arkansas 03/01/25
FT Made	5 vs Presbyterian 11/12/25
FT Attempts	6 vs N.C. A&T 11/04/25

SUPERLATIVES

	'25-26	Career
Double-figure scoring	1	2
Double-figure rebounding	-	-
Double-double	-	-
2+ blocks	-	13
Team high scoring	-	-
Team high rebounding	-	-
Team high blocks	2	7*
Team high steals	1	2*

includes led, or shared team high ; * Carolina ONLY



INSTAGRAM: @jordanbutlerr0

2025-26 GAME-BY-GAME

Opponent	Date	GS	MIN	Total		3-Pointers		Free throws		Rebounds				PF	A	TO	BLK	STL	PTS	AVG
				FG-FGA	PCT	3FG-3FGA	PCT	FT-FTA	PCT	OFF	DEF	TOT	AVG							
N.C. A&T	11/04/2025		09:14	2-2	1.000	1-1	1.000	4-6	.667	0	0	0	0.0	3	1	0	1	0	9	9.0
Southern Miss.	11/09/2025		11:17	0-2	.000	0-1	.000	0-0	.000	2	1	3	1.5	2	0	0	1	0	0	4.5
Presbyterian	11/12/2025		19:56	3-4	.750	0-0	.000	5-5	1.000	1	6	7	3.3	5	1	0	1	0	11	6.7
Radford	11/18/2025		11:05	3-4	.750	0-1	.000	0-0	.000	1	3	4	3.5	1	0	0	0	0	6	6.5
vs Butler	11/21/2025		14:33	2-3	.667	0-1	.000	2-2	1.000	2	2	4	3.6	1	0	0	0	1	6	6.4
vs Northwestern	11/23/2025	*	23:13	2-4	.500	0-2	.000	0-0	.000	3	3	6	4.0	1	0	0	0	2	4	6.0
Charleston So.	11/28/2025	*	10:53	1-6	.167	0-3	.000	1-2	.500	1	0	1	3.6	1	0	0	0	0	3	5.6
Virginia Tech	12/02/2025	*	13:46	0-1	.000	0-1	.000	4-4	1.000	0	2	2	3.4	1	0	0	0	0	4	5.4
Totals			3 113:56	13-26	.500	1-10	.100	16-19	.842	10	17	27	3.4	15	2	0	3	3	43	5.4

Player Averages

Games Played	Minutes/ game	Points/ game	FG Pct	3FG Pct	FT Pct	Rebounds/ game	Assists/ game	Turnovers/ game	Assist/Turnover ratio	Steals/ game	Blocks/ game
8	14.2	5.4	50.0	10.0	84.2	3.4	0.3	0.0	2.0	0.4	0.4

PLAYER BIO

2025-26

- First career start at SC vs. Northwestern (Nov. 23) at Greenbrier Tip-Off ; 4 pts, 6 reb & tied career-high w/ 2 stls
- Had career-high 11 pts & 7 reb off bench in win vs. PC (Nov. 12)

2024-25

- Played in 28 games for the Gamecocks in his first season in Garnet & Black ; averaged 1.8 points, 0.9 rebounds and 0.5 blocks in 7.1 minutes per game
- Had five points, four rebounds, two blocks and an assist in the team's opening game of the SEC Tourney vs. Arkansas (March 12)
- Scored a season-high nine points with a rebound and a block in a home win over Arkansas (March 1) ; went 2-for-4 from behind the arc and logged a season-high 18 minutes played
- Had a pair of blocks vs. No. 13/15 Texas A&M (Feb. 1)
- Hit a pair of 3s and finished with six points in a win over Virginia Tech (Nov. 27) in the 3rd-place game of Fort Myers Tip-Off

PRE-SOUTH CAROLINA

- Spent his freshman season at Missouri in 2023-24
- Played in 31 games for the Tigers, making 14 starts
- Averaged 2.3 pts and 2.0 reb in 11.4 minutes per game
- Had his best game of the season at Ole Miss (Feb. 17) with 10 points (4-of-7 FGs) and five rebounds
- Four-star prospect and a top-150 player that was ranked No. 2 in the state of South Carolina coming out of high school
- Played five seasons at Chris Church Episcopal School with his father, John, serving as his coach
- Helped lead the Cavaliers to a pair of state titles in 2021 and 2023
- As a senior, averaged 21.4 pts, 9.8 reb, 3.4 blks & 1.2 ast per game
- Was the 2023 Class A State Player of the Year and was selected to play in the Carolina Classic All-Star Game
- Two-time all-state and all-region selection, averaged 11.0 points and 7.0 rebounds per game in his five prep years

PERSONAL

- Son of John and Casie – has an older brother John Jr. and a younger brother Josh ; born on June 20, 2005
- Mom played basketball at South Carolina from 1997-00 ; was a two-time member of the SEC Academic Honor Roll (1999, 2000) and was a member of the 1999 SEC Community Service Team ; she played in 60 games for the Gamecocks, averaging 4.6 points and 2.7 rebounds per contest
- Older brother, John Jr., played at Florida State and currently plays for the Wisconsin Herd in the G-League
- Two favorite movies are Black Panther and Lion King
- Favorite player to watch and learn from is Anthony Davis
- Advice to young people is to stay the course ; you're on God's timing, not yours
- Communications major

CAREER STATS

				Field Goals		3-Point		F-Throws		Rebounds				Scoring						
SEASON	TEAM	GP-GS	MIN/AVG	FG-FGA	FG%	3FG-3FGA	3FG%	FT-FTA	FT%	OFF	DEF	TOT	AVG	PF-FO	A	TO	BLK	STL	PTS	AVG
2023-24	MO	30-13	329/11.0	23-58	.397	4-25	.160	10-20	.500	19	38	57	1.9	67-4	4	12	25	9	60	2.0
2024-25	SC	28-0	200/7.1	14-41	.341	11-36	.306	10-14	.714	5	21	26	0.9	29-0	6	4	13	4	49	1.8
2025-26	SC	8-3	114/14.2	13-26	.500	1-10	.100	16-19	.842	10	17	27	3.4	15-1	2	0	3	3	43	5.4
TOTAL FOR SC		36-3	314/8.7	27-67	.403	12-46	.261	26-33	.788	15	38	53	1.5	44-1	8	4	16	7	92	2.6
TOTAL		66-16	643/9.7	50-125	.400	16-71	.225	36-53	.679	34	76	110	1.7	111-5	12	16	41	16	152	2.3

CAREER HIGHS

Single Game Highs

Statistic	Value
Points	21
Rebounds	15
Assists	5
Steals	3
Blocks	3
FG Made	7
FG Attempts	12
3FG Made	3
3FG Attempts	4
FT Made	6
FT Attempts	7

SUPERLATIVES

	'25-26	Career
Double-figure scoring	-	6
Double-figure rebounds	-	4
Double-double	-	1
2+ blocks	-	9
Team high scoring	-	-
Team high rebounds	-	-
Team high blocks	1	1*

includes led, or shared team high ; * Carolina ONLY



IG: @christ.esdk

2025-26 GAME-BY-GAME

Opponent	Date	GS	MIN	Total		3-Pointers		Free throws		Rebounds				PF	A	TO	BLK	STL	PTS	AVG
				FG-FGA	PCT	3FG-3FGA	PCT	FT-FTA	PCT	OFF	DEF	TOT	AVG							
N.C. A&T	11/04/2025		10:38	1-4	.250	1-1	1.000	0-0	.000	0	1	1	1.0	0	1	2	0	0	3	3.0
Southern Miss.	11/09/2025		01:41	0-0	.000	0-0	.000	0-0	.000	0	0	0	0.5	0	0	0	0	0	0	1.5
Radford	11/18/2025		09:33	1-2	.500	0-1	.000	0-0	.000	0	1	1	0.7	1	1	1	1	1	2	1.7
vs Butler	11/21/2025		09:52	0-2	.000	0-0	.000	0-0	.000	0	3	3	1.3	2	0	0	0	0	0	1.3
vs Northwestern	11/23/2025		02:02	1-1	1.000	0-0	.000	0-0	.000	0	0	0	1.0	0	0	0	0	0	2	1.4
Charleston So.	11/28/2025		05:39	0-2	.000	0-2	.000	0-0	.000	0	0	0	0.8	0	0	0	0	0	0	1.2
Virginia Tech	12/02/2025		09:59	3-4	.750	2-2	1.000	0-0	.000	1	2	3	1.1	1	0	1	0	0	8	2.1
Totals		0	49:24	6-15	.400	3-6	.500	0-0	.000	1	7	8	1.1	4	2	4	1	1	15	2.1

Player Averages

Games Played	Minutes/ game	Points/ game	FG Pct	3FG Pct	FT Pct	Rebounds/ game	Assists/ game	Turnovers/ game	Assist/Turnover ratio	Steals/ game	Blocks/ game
7	7.1	2.1	40.0	50.0	0.0	1.1	0.3	0.6	0.5	0.1	0.1

PLAYER BIO

2025-26

- Had his best game in Garnet & Black in ACC/SEC Challenge vs. Virginia Tech (Dec. 2) ; was 3-of-4 from the floor hitting a pair of 3s with 8 pts and 3 reb

PRE-SOUTH CAROLINA

- Played in 47 games with 22 starts in three collegiate seasons with stops at Saint Joseph's (2022-24) and Providence (2024-25)
- Career 50.2% shooter (107-of-213 FGs)
- At Providence in 2024-25, averaged 4.3 points and 3.9 rebounds per game in 22 appearances (seven starts) for the Friars
- At Saint Joseph's in 2023-24, averaged 8.2 points, 5.7 rebounds, 1.5 assists and 1.1 blocks per game in 25 appearances (15 starts)
- Shot 36.8% from 3 (14-of-38 3FGs) for the Hawks and scored in double-figures six times
- Scored a career-high 21 points with 12 rebounds in a 71-69 win vs. Duquesne (1/20/24)
- Pulled down a career-high 15 rebounds in a 75-73 win vs. George Mason (1/31/24)
- Had 14 points and eight boards in the NIT against Seton Hall (3/20/24)
- Redshirted his initial collegiate season at Saint Joseph's in 2022-23

PRE-COLLEGE

- Attended High school at Nanterre (France) his freshman and sophomore year before enrolling at Winston-Salem Christian Academy (N.C.)
- Won Freshman of the Year at Nanterre in 2018 ; averaged 17.0 points and 12.0 rebounds per game as a sophomore in 2019 and helped the team win the 2019 U18 French National Championship
- Named to the U18 EuroLeague Junior First Team in 2020
- As a senior at Winston-Salem CA, averaged 15.0 points, 11.0 rebounds and 3.0 blocks per game
- Played for Team Curry on the Under Armour Association circuit

PERSONAL

- Born on Feb. 2, 2003
- Son of Matilde and Wilson Essandoko ; has two sisters: Eunice and Matt
- Sociology major
- Favorite food is pasta
- List Cristiano Ronaldo and LeBron James as his favorite athletes
- Is an avid fan of professional football club Paris Saint-Germain

CAREER STATS

				Field Goals		3-Point		F-Throws		Rebounds				Scoring						
SEASON	TEAM	GP-GS	MIN/AVG	FG-FGA	FG%	3FG-3FGA	3FG%	FT-FTA	FT%	OFF	DEF	TOT	AVG	PF-FO	A	TO	BLK	STL	PTS	AVG
2023-24	SJU	25-15	524/21.0	71-142	.500	14-38	.368	48-74	.649	40	103	143	5.7	48-2	38	51	27	12	204	8.2
2024-25	PROV	22-7	328/14.9	36-71	.507	3-14	.214	19-36	.528	22	63	85	3.9	30-0	18	26	14	5	94	4.3
2025-26	SC	7-0	49/7.1	6-15	.400	3-6	.500	0-0	.000	1	7	8	1.1	4-0	2	4	1	1	15	2.1
TOTAL FOR SC		7-0	49/7.1	6-15	.400	3-6	.500	0-0	.000	1	7	8	1.1	4-0	2	4	1	1	15	2.1
TOTAL		54-22	902/16.7	113-228	.496	20-58	.345	67-110	.609	63	173	236	4.4	82-2	58	81	42	18	313	5.8

4

Kobe Knox

RSr. • Guard • 6-5 • 200 • Tampa, Fla. // USF

CAREER HIGHS

Single Game Highs

Statistic	Value
Points	21 vs Sam Houston 03/10/23
Rebounds	9 vs Maine 11/22/23, vs Wichita St. 03/13/25
Assists	7 vs Benedictine Mesa 11/26/22, vs Park (AZ) 02/21/23
Steals	4 vs Wichita St. 03/13/25
Blocks	5 vs UTRGV 02/15/23
FG Made	7 4 times
FG Attempts	14 vs Fla. Atlantic 03/02/25
3FG Made	6 vs Sam Houston 03/10/23
3FG Attempts	8 5 times
FT Made	7 vs Wichita St. 03/13/25, vs Presbyterian 11/12/25
FT Attempts	9 vs Wichita St. 03/13/25, vs Presbyterian 11/12/25

SUPERLATIVES

	'25-26	Career
Double-figure scoring	4	41
Double-double	-	-
5+ assists	2	6
3+ steals	-	6
2+ blocks	-	11
Team high scoring	-	-
Team high rebounding	-	-
Team high assists	4	4*
Team high blocks	2	2*
Team high steals	-	-

includes led, or shared team high ; * Carolina ONLY



IG: @thekobeknox

X: @Kknox02

2025-26 GAME-BY-GAME

Opponent	Date	GS	MIN	Total		3-Pointers		Free throws		Rebounds				PF	A	TO	BLK	STL	PTS	AVG
				FG-FGA	PCT	3FG-3FGA	PCT	FT-FTA	PCT	OFF	DEF	TOT	AVG							
N.C. A&T	11/04/2025	*	26:28	4-8	.500	2-4	.500	2-2	1.000	1	2	3	3.0	1	2	1	0	0	12	12.0
Southern Miss.	11/09/2025	*	21:01	1-5	.200	0-3	.000	0-0	.000	1	3	4	3.5	3	5	1	0	1	2	7.0
Presbyterian	11/12/2025	*	23:18	0-4	.000	0-2	.000	7-9	.778	1	0	1	2.7	1	2	1	0	0	7	7.0
Radford	11/18/2025	*	28:34	2-5	.400	0-3	.000	6-6	1.000	0	2	2	2.5	2	5	0	0	1	10	7.8
vs Butler	11/21/2025	*	26:53	2-3	.667	1-2	.500	2-2	1.000	3	2	5	3.0	4	4	0	0	2	7	7.6
vs Northwestern	11/23/2025	*	31:50	4-9	.444	1-4	.250	0-0	.000	2	1	3	3.0	1	4	3	1	0	9	7.8
Charleston So.	11/28/2025	*	32:28	6-8	.750	1-2	.500	2-3	.667	0	1	1	2.7	2	0	0	0	1	15	8.9
Virginia Tech	12/02/2025	*	36:47	4-8	.500	1-3	.333	2-3	.667	0	2	2	2.6	4	4	1	1	0	11	9.1
Totals			8 227:19	23-50	.460	6-23	.261	21-25	.840	8	13	21	2.6	18	26	7	2	5	73	9.1

Player Averages

Games Played	Minutes/game	Points/game	FG Pct	3FG Pct	FT Pct	Rebounds/game	Assists/game	Turnovers/game	Assist/Turnover ratio	Steals/game	Blocks/game
8	28.4	9.1	46.0	26.1	84.0	2.6	3.3	0.9	3.7	0.6	0.3

PLAYER BIO

PRE-SOUTH CAROLINA

- In three collegiate seasons, played in 97 games (71 starts) and averaged 8.0 points, 2.5 rebounds and 1.4 assists per game with stops at Grand Canyon (2021-23) and USF (2023-25)
- Career 45.2% (280-of-620 FGs) shooter with a 34.0% (110-of-324 3FGs) shooting clip from behind the arc
- Fresh off his best collegiate season, averaging 10.8 points, 3.1 rebounds, 1.6 assists and 1.1 steals per game for USF in 2024-25
- Scored in double-figures 18 times in 30 appearances as a junior for the Bulls and the team was 12-6 in those games when he scored 10 or more points
- Played and started all 33 games his first season at USF in 2023-24, averaging 8.4 points, 2.9 rebounds and 1.5 assists per game, scoring in double-figures 12 times (team 10-2 in those games)
- Helped lead the Bulls to a 25-8 record and 16-2 mark in league action his first season on campus, helping the team to its first American Athletic Conference Regular Season Title in program history
- As a redshirt freshman at Grand Canyon in 2022-23, Knox played in 34 games (16 starts) for the Lopes shooting 50.4% (FGs) from the floor and 41.0% (3FGs) from behind the arc
- Averaged 5.3 points, 1.7 rebounds and 1.2 assists per game helping GCU to the WAC Tournament Title and the program's second all-time appearance in the NCAA Tournament
- Scored a career-high 21 points (6-for-6 3FGs) in a 78-75 win over Sam Houston State (3/10/23) in the semifinals of the WAC Tournament
- Redshirted initial collegiate season at GCU in 2021-22

PRE-COLLEGE

- Attended the Bosco Institute in Crown Point, Indiana to grow his game in his final prep season
- Led Tampa Catholic in scoring for three seasons and was a McDonald's All-American nominee
- Averaged 16.9 points per game as a senior in 2019-20 and 19.0 points per game as a junior in 2018-19 while shooting 52.0%
- Over the course of three varsity seasons, led Tampa Catholic to a 76-19 record
- Grew from 5-9 to 6-4 by the time he completed high school

PERSONAL

- Son of Kevin and Michelle Knox ; has an older brother, Kevin II (played at UK and in NBA), and a younger brother, Karter (plays at Arkansas) ; also has a younger sister, Ashley (four-star prospect at Tampa Catholic)
- Named after Kobe Bryant
- Dad played football at Florida State (won National Title in 1993 & was drafted by Buffalo in 1994) & mom played volleyball for Seminole

CAREER STATS

SEASON	TEAM	GP-GS	MIN/AVG	Field Goals		3-Point		F-Throws		Rebounds				Scoring						
				FG-FGA	FG%	3FG-3FGA	3FG%	FT-FTA	FT%	OFF	DEF	TOT	AVG	PF-FO	A	TO	BLK	STL	PTS	AVG
2022-23	GCU	34-16	531/15.6	63-125	.504	25-61	.410	28-43	.651	21	36	57	1.7	59-1	40	27	24	17	179	5.3
2023-24	USF	33-33	865/26.2	98-238	.412	45-142	.317	36-63	.571	36	61	97	2.9	60-0	51	27	21	18	277	8.4
2024-25	USF	30-22	857/28.6	119-257	.463	40-121	.331	46-60	.767	35	57	92	3.1	53-0	48	21	12	34	324	10.8
2025-26	SC	8-8	227/28.4	23-50	.460	6-23	.261	21-25	.840	8	13	21	2.6	18-0	26	7	2	5	73	9.1
TOTAL FOR SC		8-8	227/28.4	23-50	.460	6-23	.261	21-25	.840	8	13	21	2.6	18-0	26	7	2	5	73	9.1
TOTAL		105-79	2481/23.6	303-670	.452	116-347	.334	131-191	.686	100	167	267	2.5	190-1	165	82	59	74	853	8.1

5

Meechie Johnson

MEE-chie

RSr. • Guard • 6-2 • 192 • Cleveland, Ohio // Ohio State

CAREER HIGHS

Single Game Highs

Statistic	Value
Points	33 vs Southern Miss. 11/09/25
Rebounds	8 vs George Washington 12/01/23
Assists	8 at Georgetown 12/03/22, vs Ole Miss 02/06/24
Steals	4 vs Bowling Green 11/15/21
Blocks	1 11 times
FG Made	10 vs Florida 03/02/24
FG Attempts	19 vs Tennessee 03/06/24, vs Butler 11/21/25, vs Southern Miss. 11/09/25
3FG Made	7 vs Southern Miss. 11/09/25
3FG Attempts	14 vs Southern Miss. 11/09/25
FT Made	9 vs Mississippi St. 01/06/24
FT Attempts	11 4 times

SUPERLATIVES

	'25-26	Career
Double-figure scoring	5	53
Double-double	-	-
5+ assists	2	19
3+ steals	-	3
Team high scoring	4	26*
Team high rebounding	1	9*
Team high assists	2	32*
Team high steals	3	27*

*includes led, or shared team high ; * Carolina ONLY***IG:** @meechie.1**X:** @MeechieJohnson0**TIKTOK:** @meechie.1

2025-26 GAME-BY-GAME

Opponent	Date	GS	MIN	Total		3-Pointers		Free throws		Rebounds				PF	A	TO	BLK	STL	PTS	AVG	
				FG-FGA	PCT	3FG-3FGA	PCT	FT-FTA	PCT	OFF	DEF	TOT	AVG								
N.C. A&T	11/04/2025	*	24:14	5-13	.385	2-5	.400	2-5	.400	0	5	5	5.0	3	4	1	0	2	14	14.0	
Southern Miss.	11/09/2025	*	32:55	9-19	.474	7-14	.500	8-11	.727	0	3	3	4.0	3	3	5	0	0	33	23.5	
Presbyterian	11/12/2025	*	24:56	3-9	.333	1-4	.250	2-4	.500	0	2	2	3.3	1	3	0	0	0	9	18.7	
Radford	11/18/2025	*	25:51	1-5	.200	0-2	.000	0-0	.000	0	1	1	2.8	3	5	4	0	2	2	14.5	
vs Butler	11/21/2025	*	31:19	8-19	.421	3-8	.375	5-8	.625	0	2	2	2.6	3	3	4	0	1	24	16.4	
vs Northwestern	11/23/2025	*	35:04	6-17	.353	3-11	.273	0-0	.000	2	1	3	2.7	3	5	0	0	2	15	16.2	
Charleston So.	11/28/2025	*	29:22	0-3	.000	0-1	.000	4-4	1.000	0	5	5	3.0	2	1	2	0	0	4	14.4	
Virginia Tech	12/02/2025	*	36:27	7-12	.583	2-6	.333	2-4	.500	0	6	6	3.4	1	2	1	0	1	18	14.9	
Totals			8	240:08	39-97	.402	18-51	.353	23-36	.639	2	25	27	3.4	19	26	17	0	8	119	14.9

Player Averages

Games Played	Minutes/game	Points/game	FG Pct	3FG Pct	FT Pct	Rebounds/game	Assists/game	Turnovers/game	Assist/Turnover ratio	Steals/game	Blocks/game
8	30.0	14.9	40.2	35.3	63.9	3.4	3.3	2.1	1.5	1.0	0.0

PLAYER BIO

AWARDS/HONORS

- Second Team All-SEC (2024)
- Lute Olson National Player of the Year Finalist (2023-24)
- Lute Olson National Player of the Week (3/4/24)
- SEC Player of the Week (1/8/24 ; 3/4/24)
- SEC Academic Honor Roll (2022-23 ; 2023-24)
- Big Ten Academic Honor Roll (2021-22 ; 2024-25)

2025-26

- Double-figures in 5x this season ; 3+ assists 6x this season
- Led all scorers with 24 pts in team's opening game of the Greenbrier Tip-Off vs. Butler (Nov. 21) ; 16th career 20-pt game
- Scored career-high 33 pts in OT win vs. Southern Miss (Nov. 9) ; hit career-high 7 3s and became ninth player in school history to make 7 or more 3s in a game ; scored 14 of the team's final 16 pts the last 3:39 of regulation to force OT

CAREER HIGHLIGHTS

- Has played in 116 career games (77 starts) in five seasons of college basketball at Ohio State and South Carolina
- 1,072 career points (9.2 per game)
- 183 career made 3s (1.6 per game)
- Has played in 63 career games for the Gamecocks averaging 13.4 points, 3.9 rebounds and 3.2 assists per game
- Has 42 career games at SC in double-figures with 14 20-point performances
- Started all 33 games he played in for South Carolina in 2023-24, averaging 14.1 points, 4.1 rebounds, 2.9 assists and 0.9 steals per game in helping the Gamecocks tie a program record with 26 wins and lead the team to its first NCAA Tournament appearance since 2017
- Scored in double-figures a team-leading 22 times and had a career-best 10 games with 20 or more points en route to earning All-SEC honors
- His 60 made 3s and 30 steals led the team ; his 95 assists were second on the team
- Played in 30 games in first season at South Carolina in 2022-23, making 29 starts ; was team's second leading scorer, averaging 12.7 points per game ; led the Gamecocks averaging 3.6 assists per contest, which ranked eighth in the SEC

PERSONAL

- Son of Meechie Johnson Sr. and Mannuella Cooper
- Full name is Demterius Johnson but goes by Meechie
- Earliest basketball memory is his dad putting a ball in his crib
- Has a golden doodle named Nemo
- Favorite place to eat in Columbia is Hall's Chophouse
- Listens to Elevation Worship to help get locked in before a game
- Enjoys spending time with family and attending church

CAREER STATS

				Field Goals		3-Point		F-Throws		Rebounds										Scoring	
SEASON	TEAM	GP-GS	MIN/AVG	FG-FGA	FG%	3FG-3FGA	3FG%	FT-FTA	FT%	OFF	DEF	TOT	AVG	PF-FO	A	TO	BLK	STL	PTS	AVG	
2020-21	OSU	17-0	100/5.9	7-18	.389	6-12	.500	1-6	.167	1	6	7	0.4	6-0	3	5	1	3	21	1.2	
2021-22	OSU	26-5	461/17.7	37-120	.308	27-84	.321	14-19	.737	8	32	40	1.5	40-0	31	35	3	17	115	4.4	
2022-23	SC	30-29	999/33.3	126-349	.361	70-214	.327	58-76	.763	19	91	110	3.7	52-1	109	72	1	22	380	12.7	
2023-24	SC	33-33	960/29.1	156-391	.399	60-187	.321	93-118	.788	22	114	136	4.1	71-2	95	52	4	30	465	14.1	
2024-25	OSU	10-10	288/28.8	32-90	.356	20-56	.357	7-14	.500	0	25	25	2.5	16-0	27	23	2	11	91	9.1	
2025-26	SC	8-8	240/30.0	39-97	.402	18-51	.353	23-36	.639	2	25	27	3.4	19-0	26	17	0	8	119	14.9	
TOTAL FOR SC		71-70	2200/31.0	321-837	.384	148-452	.327	174-230	.757	43	230	273	3.8	142-3	230	141	5	60	964	13.6	
TOTAL		124-85	3048/24.6	397-1065	.373	201-604	.333	196-269	.729	52	293	345	2.8	204-3	291	204	11	91	1191	9.6	

CAREER HIGHS

Single Game Highs

Statistic	Value
Points	22 at Texas A&M 01/28/23
Rebounds	11 vs Southern Miss. 11/11/22
Assists	3 6 times
Steals	4 vs Winthrop 11/20/21
Blocks	3 vs South Carolina St. 11/08/24
FG Made	7 5 times
FG Attempts	15 at Texas A&M 01/28/23
3FG Made	7 at Temple 11/15/22, at Texas A&M 01/28/23
3FG Attempts	14 at Texas A&M 01/28/23
FT Made	8 vs Arkansas 01/14/23
FT Attempts	8 vs Arkansas 01/14/23, vs VMI 11/13/23, vs South Carolina 01/08/22

SUPERLATIVES

	'25-26	Career
Double-figure scoring	1	46
Double-figure rebounding	-	1
Double-double	-	1
5+ assists	-	-
3+ steals	-	2
Team high scoring	-	2*
Team high rebounding	-	4*
Team high assists	-	1*
Team high steals	1	7*
Team high blocks	1	3*

includes led, or shared team high ; * Carolina ONLY



IG: @mylesxstute

X: @mylesxstute

TIKTOK: @mylesxstute

2025-26 GAME-BY-GAME

Opponent	Date	GS	MIN	Total		3-Pointers		Free throws		Rebounds			PF	A	TO	BLK	STL	PTS	AVG	
				FG-FGA	PCT	3FG-3FGA	PCT	FT-FTA	PCT	OFF	DEF	TOT								AVG
N.C. A&T	11/04/2025	*	21:27	2-7	.286	2-6	.333	3-4	.750	2	3	5	5.0	1	1	2	0	0	9	9.0
Southern Miss.	11/09/2025	*	30:18	2-7	.286	2-7	.286	0-0	.000	0	2	2	3.5	1	3	1	1	6	7.5	
Presbyterian	11/12/2025	*	21:34	4-11	.364	2-8	.250	1-2	.500	1	4	5	4.0	2	3	2	0	1	11	8.7
Radford	11/18/2025	*	17:20	4-7	.571	1-4	.250	0-0	.000	0	4	4	4.0	4	2	1	0	1	9	8.8
vs Butler	11/21/2025	*	25:11	0-4	.000	0-4	.000	0-0	.000	0	2	2	3.6	2	0	1	0	0	0	7.0
Totals			5 115:50	12-36	.333	7-29	.241	4-6	.667	3	15	18	3.6	10	9	7	1	3	35	7.0

Player Averages

Games Played	Minutes/ game	Points/ game	FG Pct	3FG Pct	FT Pct	Rebounds/ game	Assists/ game	Turnovers/ game	Assist/Turnover ratio	Steals/ game	Blocks/ game
5	23.2	7.0	33.3	24.1	66.7	3.6	1.8	1.4	1.3	0.6	0.2

PLAYER BIO

AWARDS/HONORS

- SEC Academic Honor Roll (2022-23 ; 2024-25)

2025-26

- Has missed last three games with concussion/broken nose
- Surpassed the 1,000 career point mark with a 3-pointer to start the game vs. Radford (Nov. 18)

CAREER HIGHLIGHTS

- Graduated in the spring with a degree in retail management
- 972 career points in five college seasons, all in the SEC
- 236 career made 3s (1.8 per game)
- Missed all but one game in SEC play last season with left lower leg deep vein thrombosis (blood clot) ; was granted a medical hardship waiver from the NCAA in the spring
- Best game of 2024-25 came in a 91-88 OT win over #25 Clemson (12/17/24) ; hit five 3s and scored 19 points
- Saw action in 27 games, making 17 starts in first season in Garnet & Black in 23-24 ; helped the team tie a school record with 26 wins capped off by an appearance in the NCAA Tournament for the first time since 2017
- Averaged 8.3 points, 3.3 rebounds and 1.0 assists per game in 23-24 despite battling shoulder and knee injuries
- Had 13 double-figure games and team was 13-0 in those contests
- Led the Gamecocks with a 38.5% (45-of-117) clip from 3 in 23-24
- Played in 91 games in three seasons at Vanderbilt (2020-23), making 59 starts ; averaged 7.4 points and 3.7 rebounds per game in 22.6 minutes per contest
- In 22-23, averaged 8.4 points and 4.6 rebounds in 34 games (26 starts) ; his 74 made 3s were T-6th most in the league with Kentucky's Antonio Reeves
- Was 78-of-183 from deep as a junior in 2021-22, leading the SEC in 3-point field goal percentage
- He averaged 8.3 points and 3.7 rebounds and tied the single-season school record for games played at 36 ; was one of just two players on the team to play in all 36 contests

PERSONAL

- Son of Natalie and Will Stute ; has an older brother, Kai, and two younger brothers: Malik and Malcom
- Mother was a bowler at Florida A&M and grandfather, Melvin Henderson, played football at Minnesota
- Born in Minneapolis, Minn.
- Has close bond with former Gamecock point guard and fellow D.C. native, Tre' Kelley (2003-07)
- Go-to food spot is Chipotle and always orders a bowl
- Played bass cello growing up and first job was a custodian at the neighborhood barbershop when he was 11-years-old.

CAREER STATS

				Field Goals		3-Point		F-Throws		Rebounds									Scoring	
SEASON	TEAM	GP-GS	MIN/AVG	FG-FGA	FG%	3FG-3FGA	3FG%	FT-FTA	FT%	OFF	DEF	TOT	AVG	PF-FO	A	TO	BLK	STL	PTS	AVG
2020-21	VU	21-3	315/15.0	22-76	.289	18-63	.286	19-25	.760	12	37	49	2.3	25-0	11	17	2	6	81	3.9
2021-22	VU	36-30	865/24.0	99-221	.448	79-183	.432	29-42	.690	27	105	132	3.7	85-1	13	25	10	24	306	8.5
2022-23	VU	34-26	874/25.7	93-268	.347	74-205	.361	24-36	.667	29	127	156	4.6	79-1	19	45	4	19	284	8.4
2023-24	SC	27-17	633/23.5	77-188	.410	45-117	.385	26-38	.684	28	60	88	3.3	49-0	27	33	5	17	225	8.3
2024-25	SC	14-14	347/24.8	25-75	.333	20-61	.328	6-8	.750	9	29	38	2.7	22-0	15	13	5	5	76	5.4
2025-26	SC	5-5	116/23.2	12-36	.333	7-29	.241	4-6	.667	3	15	18	3.6	10-0	9	7	1	3	35	7.0
TOTAL FOR SC		46-36	1096/23.8	114-299	.381	72-207	.348	36-52	.692	40	104	144	3.1	81-0	51	53	11	25	336	7.3
TOTAL		137-95	3151/23.0	328-864	.380	243-658	.369	108-155	.697	108	373	481	3.5	270-2	94	140	27	74	1007	7.4

13

Grant Polk

Fr. • Guard • 6-6 • 197 • Gainesville, Va. // St. Albans (Washington, D.C.)

CAREER HIGHS

Single Game Highs

Statistic	Value
Points	12 vs Presbyterian 11/12/25
Rebounds	4 vs Charleston So. 11/28/25
Assists	2 vs N.C. A&T 11/04/25
Steals	1 vs Radford 11/18/25, vs N.C. A&T 11/04/25, vs Charleston So. 11/28/25
Blocks	1 vs Radford 11/18/25
FG Made	4 vs Presbyterian 11/12/25
FG Attempts	6 vs Radford 11/18/25, vs Northwestern 11/23/25
3FG Made	4 vs Presbyterian 11/12/25
3FG Attempts	5 vs Radford 11/18/25, vs Northwestern 11/23/25
FT Made	1 vs Butler 11/21/25
FT Attempts	2 vs Butler 11/21/25

SUPERLATIVES

'25-26 Career

Double-figure scoring	1
Double-figure rebounds	-
Double-double	-
5+ assists	-
2+ steals	-
Team high scoring	-
Team high rebounds	-
Team high assists	-
Team high steals	-

includes led, or shared team high



IG: @grantpolk_

X: @grantpolk1

2025-26 GAME-BY-GAME

Opponent	Date	GS	MIN	Total		3-Pointers		Free throws		Rebounds				PF	A	TO	BLK	STL	PTS	AVG
				FG-FGA	PCT	3FG-3FGA	PCT	FT-FTA	PCT	OFF	DEF	TOT	AVG							
N.C. A&T	11/04/2025		12:21	1-3	.333	1-3	.333	0-0	.000	1	2	3	3.0	2	2	1	0	1	3	3.0
Southern Miss.	11/09/2025		04:20	0-2	.000	0-1	.000	0-0	.000	1	0	1	2.0	0	0	0	0	0	0	1.5
Presbyterian	11/12/2025		19:34	4-4	1.000	4-4	1.000	0-0	.000	0	1	1	1.7	0	0	0	0	0	12	5.0
Radford	11/18/2025		17:31	3-6	.500	2-5	.400	0-0	.000	0	0	0	1.3	1	0	0	1	1	8	5.8
vs Butler	11/21/2025		06:59	1-1	1.000	1-1	1.000	1-2	.500	1	0	1	1.2	1	0	0	0	0	4	5.4
vs Northwestern	11/23/2025		12:14	3-6	.500	2-5	.400	0-0	.000	1	0	1	1.2	1	0	0	0	0	8	5.8
Charleston So.	11/28/2025		22:14	1-5	.200	0-3	.000	0-0	.000	0	4	4	1.6	0	0	0	0	1	2	5.3
Virginia Tech	12/02/2025		11:54	1-2	.500	1-2	.500	0-0	.000	1	0	1	1.5	1	0	1	0	0	3	5.0
Totals			0 107:07	14-29	.483	11-24	.458	1-2	.500	5	7	12	1.5	6	2	2	1	3	40	5.0

Player Averages

Games Played	Minutes/game	Points/game	FG Pct	3FG Pct	FT Pct	Rebounds/game	Assists/game	Turnovers/game	Assist/Turnover ratio	Steals/game	Blocks/game
8	13.4	5.0	48.3	45.8	50.0	1.5	0.3	0.3	1.0	0.4	0.1

PLAYER BIO

2025-26

- 8 pts and hit a pair of 3s in 12 min off the bench vs. Northwestern (Nov. 23) at Greenbrier Tip-Off
- Had 12 pts off bench in win over PC (Nov. 12) ; first game in double-figures ; went 4-for-4 from 3 and became just the third SEC freshman the last five seasons to make four or more 3s in a game w/o a miss
- Hit a 3 in the season-opener against NC A&T (Nov. 4), his first points as a Gamecock

PRE-COLLEGE

- A three-star prospect via 247Sports and the No. 5 ranked player in the DC metro area
- As a senior at St. Albans, averaged 22.8 points, 8.2 rebounds, 2.2 assists and 1.8 steals per game
- Shot 45.0% percent from behind the arc (109-of-242 3FGs) ; had 18 games with four or more made 3s ; hit a season-best eight 3s in a 77-62 win vs. Landon (Jan. 21, 2024)
- Earned a spot on the All-Interstate Athletic Conference (IAC) squad for the second consecutive year
- As a junior in 2023-24, averaged 19.0 points, 6.0 rebounds, 2.2 assists and 1.3 steals per game
- Was an All-IAC pick and first team all-state selection for the Bulldogs after setting then school records with 95 3s made and 527 points scored

PERSONAL

- Born on Nov. 10, 2005
- Son of Shane and Colette Polk
- Chose South Carolina because of the family atmosphere and coach Paris' ability to allow players to play to their strengths
- List Coach Carter as favorite movie and Outer Banks as favorite TV show
- Favorite pro players to watch and learn from are Luka Dončić, Duncan Robinson and Larry Bird
- Advice to young people is to keep going and never quit ; stay patient and know your time is coming if you keep working hard every single day

CAREER STATS

				Field Goals		3-Point		F-Throws		Rebounds				Scoring						
SEASON	TEAM	GP-GS	MIN/AVG	FG-FGA	FG%	3FG-3FGA	3FG%	FT-FTA	FT%	OFF	DEF	TOT	AVG	PF-FO	A	TO	BLK	STL	PTS	AVG
2025-26	SC	8-0	107/13.4	14-29	.483	11-24	.458	1-2	.500	5	7	12	1.5	6-0	2	2	1	3	40	5.0
TOTAL		8-0	107/13.4	14-29	.483	11-24	.458	1-2	.500	5	7	12	1.5	6-0	2	2	1	3	40	5.0

15

Eli Ellis

Fr. • Guard • 6-0 • 192 • Hickory, N.C. // Moravian Prep (Hudson, N.C.)

CAREER HIGHS

Single Game Highs

Statistic	Value	
Points	20	vs Southern Miss. 11/09/25
Rebounds	9	vs Charleston So. 11/28/25
Assists	5	vs Presbyterian 11/12/25, vs N.C. A&T 11/04/25
Steals	3	vs Butler 11/21/25
FG Made	5	vs Radford 11/18/25, vs Southern Miss. 11/09/25
FG Attempts	11	vs Southern Miss. 11/09/25
3FG Made	3	vs Southern Miss. 11/09/25
3FG Attempts	6	vs Southern Miss. 11/09/25
FT Made	7	vs Southern Miss. 11/09/25
FT Attempts	8	vs Southern Miss. 11/09/25

SUPERLATIVES

	'25-26
Double-figure scoring	4
Double-double	-
5+ assists	2
3+ steals	1
Team high scoring	-
Team high rebounding	2
Team high assists	2
Team high steals	2

includes led, or shared team high



IG: @eliellis

X: @Eliellis25

TIKTOK: @eliellis

2025-26 GAME-BY-GAME

Opponent	Date	GS	MIN	Total		3-Pointers		Free throws		Rebounds				PF	A	TO	BLK	STL	PTS	AVG
				FG-FGA	PCT	3FG-3FGA	PCT	FT-FTA	PCT	OFF	DEF	TOT	AVG							
N.C. A&T	11/04/2025		26:59	4-8	.500	1-3	.333	2-2	1.000	0	2	2	2.0	1	5	2	0	1	11	11.0
Southern Miss.	11/09/2025		35:25	5-11	.455	3-6	.500	7-8	.875	1	6	7	4.5	2	2	1	0	1	20	15.5
Presbyterian	11/12/2025		23:09	3-7	.429	0-1	.000	3-4	.750	1	1	2	3.7	0	5	0	0	0	9	13.3
Radford	11/18/2025		26:52	5-8	.625	0-2	.000	4-4	1.000	1	2	3	3.5	0	4	1	0	0	14	13.5
vs Butler	11/21/2025		30:02	4-9	.444	1-4	.250	4-5	.800	0	0	0	2.8	3	2	2	0	3	13	13.4
vs Northwestern	11/23/2025		22:25	2-5	.400	0-2	.000	0-0	.000	0	0	0	2.3	1	1	2	0	1	4	11.8
Charleston So.	11/28/2025		31:20	2-8	.250	1-3	.333	4-5	.800	2	7	9	3.3	3	1	1	0	1	9	11.4
Virginia Tech	12/02/2025		32:02	1-5	.200	0-1	.000	3-4	.750	0	3	3	3.3	1	3	0	0	1	5	10.6
Totals			0 228:14	26-61	.426	6-22	.273	27-32	.844	5	21	26	3.3	11	23	9	0	8	85	10.6

Player Averages

Games Played	Minutes/ game	Points/ game	FG Pct	3FG Pct	FT Pct	Rebounds/ game	Assists/ game	Turnovers/ game	Assist/Turnover ratio	Steals/ game	Blocks/ game
8	28.5	10.6	42.6	27.3	84.4	3.3	2.9	1.1	2.6	1.0	0.0

PLAYER BIO

2025-26

- Double-figures 3x this season
- Career-high 9 reb in win vs. Charleston Southern (Nov. 28)
- Led team with 5 assists (no TOs) in win vs. PC (Nov. 12)
- Had first 20-pt game scoring all 20 bench pts for SC in OT win vs. Southern Miss (Nov. 9)
- Had 11 pts and team-high five assists in his college debut against NC A&T (Nov. 4)

PRE-COLLEGE

- A consensus four-star prospect ranked No. 69 nationally via 247Sports ; No. 9 point guard for the class ; No. 3 ranked player in the state of North Carolina
- Joins Gregory "GG" Jackson II (2022), Collin-Murray Boyles (2023) and Cam Scott (2024) as four-star or better signees under head coach Lamont Paris at South Carolina
- Played for his dad at Moravian Prep and the YNG Dreamerz in Overtime Elite ; teammates with fellow Gamecocks Hayden Assemian and Abu Yarmah
- Selected to play in the 2025 Iverson Classic All-American Game as one of the top-26 high school players in the country
- OTE all-time leading scorer with multiple 50-point games on his resume
- Won his second consecutive OTE MVP in 2024-25 after averaging 32.1 points, 6.7 assists, 5.7 rebounds and 1.7 steals per game ; led the YNG Dreamerz to the OTE Championship
- He became the second player in OTE history to win multiple MVP awards ; Ausar Thompson, the fifth overall pick in the 2023 NBA Draft by the Houston Rockets, is the other OTE player to win multiple MVPs
- Won 2023-24 OTE MVP after averaging 33.4 points, 6.1 rebounds, 5.1 assists and 1.8 steals per game ; logged five games with 40 or more points during the regular season

PERSONAL

- Son of Jeremy and Jenny Ellis – has three younger brothers: Isaac, Abraham and Ari
- Chose South Carolina because of his relationship with the coaching staff, the style of play and it felt like home away from home
- List Power and Outer Banks as his favorite TV shows ; chicken alfredo is favorite food
- Favorite pro players to watch and learn from are Luka Dončić and Payton Pritchard
- Advice to young people is to trust the process ; put your head down and work, so when you're older you can live the life you want

CAREER STATS

				Field Goals		3-Point		F-Throws		Rebounds				Scoring						
SEASON	TEAM	GP-GS	MIN/AVG	FG-FGA	FG%	3FG-3FGA	3FG%	FT-FTA	FT%	OFF	DEF	TOT	AVG	PF-FO	A	TO	BLK	STL	PTS	AVG
2025-26	SC	8-0	228/28.5	26-61	.426	6-22	.273	27-32	.844	5	21	26	3.3	11-0	23	9	0	8	85	10.6
TOTAL		8-0	228/28.5	26-61	.426	6-22	.273	27-32	.844	5	21	26	3.3	11-0	23	9	0	8	85	10.6

So. • Forward • 6-6 • 230 • Greenville, S.C. // Moravian Prep (Hudson, N.C.)

CAREER HIGHS

Single Game Highs

Statistic	Value	
Points	6	vs Northwestern 11/23/25
Rebounds	8	vs Presbyterian 11/12/25
Assists	2	vs N.C. A&T 11/04/25
Blocks	2	vs Presbyterian 11/12/25
FG Made	3	vs Northwestern 11/23/25
FG Attempts	4	vs Northwestern 11/23/25
FT Made	1	vs Presbyterian 11/12/25
FT Attempts	3	vs Radford 11/18/25

SUPERLATIVES

'25-26

Double-figure scoring	-
Double-double	-
5+ assists	-
3+ steals	-
2+ blocks	1
Team high scoring	-
Team high rebounding	1
Team high assists	-
Team high steals	-
Team high blocks	2



IG: @ots_hayden

X: @hayden_0201

includes led, or shared team high

2025-26 GAME-BY-GAME

Opponent	Date	GS	MIN	Total		3-Pointers		Free throws		Rebounds				PF	A	TO	BLK	STL	PTS	AVG
				FG-FGA	PCT	3FG-3FGA	PCT	FT-FTA	PCT	OFF	DEF	TOT	AVG							
N.C. A&T	11/04/2025		09:12	1-1	1.000	0-0	.000	0-0	.000	1	3	4	4.0	2	2	0	0	0	2	2.0
Southern Miss.	11/09/2025		21:28	0-0	.000	0-0	.000	0-0	.000	2	4	6	5.0	3	0	2	0	0	0	1.0
Presbyterian	11/12/2025	*	14:29	2-3	.667	0-0	.000	1-2	.500	6	2	8	6.0	3	0	0	2	0	5	2.3
Radford	11/18/2025	*	11:05	2-2	1.000	0-0	.000	0-3	.000	0	4	4	5.5	2	1	1	1	0	4	2.8
vs Butler	11/21/2025	*	10:39	1-2	.500	0-0	.000	0-0	.000	0	1	1	4.6	2	0	0	0	0	2	2.6
vs Northwestern	11/23/2025	*	18:23	3-4	.750	0-0	.000	0-0	.000	0	2	2	4.2	3	0	1	0	0	6	3.2
Virginia Tech	12/02/2025		14:02	1-1	1.000	0-0	.000	0-0	.000	0	1	1	3.7	3	1	0	1	0	2	3.0
Totals		4	99:18	10-13	.769	0-0	.000	1-5	.200	9	17	26	3.7	18	4	4	4	0	21	3.0

Player Averages

Games Played	Minutes/ game	Points/ game	FG Pct	3FG Pct	FT Pct	Rebounds/ game	Assists/ game	Turnovers/ game	Assist/Turnover ratio	Steals/ game	Blocks/ game
7	14.2	3.0	76.9	0.0	20.0	3.7	0.6	0.6	1.0	0.0	0.6

PLAYER BIO

2025-26

- Missed Charleston Southern game (Nov. 28) w/ concussion
- Career-high 6 pts vs. Northwestern (Nov. 23)
- Made first career start in win vs. PC (Nov. 12) ; had 5 pts & led the team with 8 reb & 2 blks in just 15 minutes due to foul trouble ; had 6 offensive-reb and joined Collin Murray-Boyles as the only SC freshman to have 6 or more O-reb in a game the last 7 seasons
- Scored his first college points in openr vs. NC A&T (Nov. 4)

PRE-COLLEGE

- Three-star prospect that was the first player committed in the 2025 class
- Played his final prep season at Moravian Prep and with the YNG Dreamerz in Overtime Elite ; was teammates with fellow Gamecocks Eli Ellis and Abu Yarmah
- In 2024-25, averaged 5.3 points, 8.7 rebounds, 1.8 blocks and 1.1 assists per game helping YNG Dreamerz win the OTE Championship
- As a junior at Powdersville High School (Greenville, S.C.), averaged 15.2 points, 8.6 rebounds, 2.6 blocks and 1.7 assists per game
- Helped lead Powdersville to the 2024 3A State Championship
- In 2022-23, played his sophomore season at Legacy Early College (Greenville, S.C.), the same high school as former Gamecock Jacobi Wright
- When he committed in 2023, was ranked the No. 2 player in the state of South Carolina via On3
- Played for Team Thad on the EYBL circuit

PERSONAL

- Born on Feb. 1, 2006
- Son of Elvis and Abby – has a younger sister, Makayla
- Chose South Carolina because of the family-oriented program culture
- List Avengers Infinity War as favorite movie and Punisher as favorite TV show
- Dream car is a Ram 1500 TRX
- Favorite players to watch/learn from are Kawhi Leonard and Shai Gilgeous-Alexander

CAREER STATS

				Field Goals		3-Point		F-Throws		Rebounds				Scoring						
SEASON	TEAM	GP-GS	MIN/AVG	FG-FGA	FG%	3FG-3FGA	3FG%	FT-FTA	FT%	OFF	DEF	TOT	AVG	PF-FO	A	TO	BLK	STL	PTS	AVG
2025-26	SC	7-4	99/14.2	10-13	.769	0-0	.000	1-5	.200	9	17	26	3.7	18-0	4	4	4	0	21	3.0
TOTAL		7-4	99/14.2	10-13	.769	0-0	.000	1-5	.200	9	17	26	3.7	18-0	4	4	4	0	21	3.0

Sr. • Forward • 6-8 • 240 • Vienna, Austria // UC San Diego

CAREER HIGHS

Single Game Highs

Statistic	Value
Points	42 vs Tampa 12/30/23
Rebounds	18 at Tampa 02/14/24, at Florida Tech 02/10/24
Assists	6 at Tampa 02/14/24
Steals	5 at San Diego 12/21/24, at Florida Tech 02/22/23
Blocks	3 vs Nova Southeastern 11/30/22, vs Lake Erie 12/14/23, vs Saint Leo 01/24/24
FG Made	15 vs Tampa 12/30/23
FG Attempts	22 vs Clayton St. 12/18/22
3FG Made	7 vs CSU Bakersfield 12/07/24
3FG Attempts	11 vs Pepperdine 11/09/24
FT Made	10 at Palm Beach Atl. 02/15/23, at Florida Tech 02/10/24
FT Attempts	13 at Palm Beach Atl. 02/15/23

SUPERLATIVES

	'25-26	Career
Double-figure scoring	2	21
Double-figure rebounding	-	2
Double-double	-	1
5+ assists	-	-
2+ blocks	-	5
3+ steals	-	3
Team high scoring	-	-
Team high rebounding	1	1*
Team high assists	-	-
Team high blocks	-	-
Team high steals	-	-

includes led, or shared team high ; * Carolina ONLY
Superlatives from Division I only



IG: @nordinkapic

X: @KapicNordin

2025-26 GAME-BY-GAME

Opponent	Date	GS	MIN	Total		3-Pointers		Free throws		Rebounds				PF		A		BLK		STL		PTS		AVG
				FG-FGA	PCT	3FG-3FGA	PCT	FT-FTA	PCT	OFF	DEF	TOT	AVG											
N.C. A&T	11/04/2025	*	17:49	5-7	.714	3-5	.600	0-0	.000	1	4	5	5.0	1	1	0	0	1	13	13.0				
Southern Miss.	11/09/2025	*	17:21	2-3	.667	1-2	.500	0-0	.000	1	2	3	4.0	1	1	0	0	5	9.0					
Presbyterian	11/12/2025		03:29	0-1	.000	0-1	.000	0-0	.000	0	0	0	2.7	1	0	1	0	0	0	6.0				
Radford	11/18/2025		09:30	1-4	.250	0-1	.000	0-0	.000	3	2	5	3.3	2	1	2	0	0	2	5.0				
vs Butler	11/21/2025		02:32	0-0	.000	0-0	.000	0-0	.000	0	0	0	2.6	1	0	0	0	0	0	4.0				
vs Northwestern	11/23/2025		03:19	0-2	.000	0-1	.000	1-2	.500	0	0	0	2.2	0	0	0	0	0	1	3.5				
Charleston So.	11/28/2025	*	14:26	4-9	.444	2-4	.500	1-3	.333	1	4	5	2.6	0	1	0	0	0	11	4.6				
Virginia Tech	12/02/2025	*	08:45	0-3	.000	0-1	.000	0-0	.000	0	0	0	2.3	0	0	0	0	0	0	4.0				
Totals			4 77:11	12-29	.414	6-15	.400	2-5	.400	6	12	18	2.3	6	4	4	0	1	32	4.0				

Player Averages

Games Played	Minutes/ game	Points/ game	FG Pct	3FG Pct	FT Pct	Rebounds/ game	Assists/ game	Turnovers/ game	Assist/Turnover ratio	Steals/ game	Blocks/ game
8	9.6	4.0	41.4	40.0	40.0	2.3	0.5	0.5	1.0	0.1	0.0

PLAYER BIO

PRE-SOUTH CAROLINA

- In 2024-25, played at UC San Diego where he saw action in 34 games (33 starts) and averaged 10.7 points, 5.2 rebounds and 1.2 assists per game
- Helped lead the Tritons to a 30-5 record and the Big West Regular Season Championship as well as the Big West Conference Tournament Title
- Had 15 points, eight rebounds and three assists in a tight 68-65 loss to fifth-seeded Michigan in the opening round of the 2025 NCAA Tournament
- Scored in double-figures 18 times (team 16-2 when he scored 10 or more points) with a career-high 25 points in an 81-60 win over Cal State Bakersfield on Dec. 7
- Had a double-double with 18 points and 10 rebounds in a 72-67 win over LaSalle on Nov. 21 in the Boardwalk Battle
- Prior to his lone season with the Tritons, played two seasons (2022-24) at NCAA Division II Lynn in Boca Raton, Fla.
- Was a First Team All-Sunshine State selection in 2023-24 after averaging 19.3 points and 9.2 rebounds per game
- Shot it at a 50.1% clip and finished the season with 14, 20-point games
- Had 42 points against Tampa (12/30/23), the second-most single-game points in program history
- As a freshman in 2022-23, was tabbed Sunshine State Freshman of the Year after averaging a double-double with 19.3 points and 10.4 rebounds per game
- Finished his first collegiate season with 13 double-doubles, including six-straight to close the year
- Had a season-high 31 points with 11 rebounds in an 87-85 win over Barry (1/14/23)

PRE-COLLEGE

- Played for the U20 Austrian National Team
- Helped his team win the Austrian Championship twice
- Five-time Regional and six-time Vienniese Championship winner
- Earned league MVP honors three times

PERSONAL

- Born on Sept. 30
- Has a younger brother, Armin
- List čevapčići as his favorite food
- Favorite movie is Hustle and favorite artists are Dino Merlin, Raf Camora and Drake
- Skiing is his favorite sport behind basketball
- Luka Dončić is favorite player to watch/learn from

CAREER STATS

				Field Goals		3-Point		F-Throws		Rebounds									Scoring	
SEASON	TEAM	GP-GS	MIN/AVG	FG-FGA	FG%	3FG-3FGA	3FG%	FT-FTA	FT%	OFF	DEF	TOT	AVG	PF-FO	A	TO	BLK	STL	PTS	AVG
2022-23	Lynn	25-25	768/30.7	167-313	.534	23-62	.371	126-168	.750	80	179	259	10.4	75-3	48	70	10	27	483	19.3
2023-24	Lynn	27-27	845/31.3	172-343	.501	38-92	.413	138-182	.758	85	163	248	9.2	71-0	57	62	26	29	520	19.3
2024-25	UCSD	34-33	851/25.0	115-295	.390	54-176	.307	80-107	.748	51	127	178	5.2	87-1	42	45	14	27	364	10.7
2025-26	SC	8-4	77/9.6	12-29	.414	6-15	.400	2-5	.400	6	12	18	2.3	6-0	4	4	0	1	32	4.0
TOTAL FOR SC		8-4	77/9.6	12-29	.414	6-15	.400	2-5	.400	6	12	18	2.3	6-0	4	4	0	1	32	4.0
TOTAL		94-89	2541/27.0	466-980	.476	121-345	.351	346-462	.749	222	481	703	7.5	239-4	151	181	50	84	1399	14.9

31

ELIJAH STRONG

Jr. • Forward • 6-8 • 250 • Charlotte, N.C.// Boston College

CAREER HIGHS

Single Game Highs

Statistic	Value	
Points	25	vs Temple 11/15/24
Rebounds	13	vs Temple 11/15/24
Assists	4	vs Northwestern 11/23/25
Steals	2	vs Northwestern 11/23/25
Blocks	2	vs Dartmouth 11/29/24, vs Missouri St. 11/25/24
FG Made	11	vs Temple 11/15/24
FG Attempts	19	vs Temple 11/15/24
3FG Made	4	at Wake Forest 12/07/24
3FG Attempts	9	at Wake Forest 12/07/24, vs Virginia Tech 12/02/25
FT Made	6	vs Dartmouth 11/29/24
FT Attempts	9	vs Dartmouth 11/29/24

SUPERLATIVES

	'25-26	Career
Double-figure scoring	5	18
Double-figure rebounding	-	2
Double-double	-	2
3+ steals	-	-
2+ blocks	-	2
Team high scoring	4	4*
Team high rebounding	-	-
Team high assists	-	-
Team high blocks	1	1*
Team high steals	2	2*



IG: @elijah31strong

X: @ElijahStrong35_

includes led, or shared team high ; * Carolina ONLY

2025-26 GAME-BY-GAME

Opponent	Date	GS	MIN	Total		3-Pointers		Free throws		Rebounds				PF		A		BLK		STL		PTS		AVG
				FG-FGA	PCT	3FG-3FGA	PCT	FT-FTA	PCT	OFF	DEF	TOT	AVG											
N.C. A&T	11/04/2025		13:14	4-5	.800	1-2	.500	2-2	1.000	2	0	2	2.0	2	1	1	0	0	11	11.0				
Southern Miss.	11/09/2025		12:44	0-3	.000	0-2	.000	0-0	.000	0	1	1	1.5	1	1	3	0	0	0	5.5				
Presbyterian	11/12/2025		20:32	1-7	.143	0-3	.000	2-2	1.000	0	4	4	2.3	2	1	1	0	0	4	5.0				
Radford	11/18/2025		18:12	7-10	.700	1-2	.500	0-0	.000	0	3	3	2.5	3	2	1	1	0	15	7.5				
vs Butler	11/21/2025		15:03	1-7	.143	0-3	.000	1-2	.500	0	2	2	2.4	2	0	0	0	0	3	6.6				
vs Northwestern	11/23/2025		19:52	5-8	.625	3-5	.600	3-5	.600	0	5	5	2.8	1	4	2	0	2	16	8.2				
Charleston So.	11/28/2025		16:21	9-16	.563	1-5	.200	3-4	.750	0	1	1	2.6	4	0	0	1	0	22	10.1				
Virginia Tech	12/02/2025		24:59	6-16	.375	1-9	.111	5-6	.833	1	2	3	2.6	1	0	0	0	1	18	11.1				
Totals		0	140:57	33-72	.458	7-31	.226	16-21	.762	3	18	21	2.6	16	9	8	2	3	89	11.1				

Player Averages

Games Played	Minutes/ game	Points/ game	FG Pct	3FG Pct	FT Pct	Rebounds/ game	Assists/ game	Turnovers/ game	Assist/Turnover ratio	Steals/ game	Blocks/ game
8	17.6	11.1	45.8	22.6	76.2	2.6	1.1	1.0	1.1	0.4	0.3

PLAYER BIO

2025-26

- Has led the bench in scoring 5x this season
- 18 pts off bench in ACC/SEC Challenge vs. Virginia Tech (Dec. 2)
- 22 pts in just 16 minutes off the bench in win vs. Charleston Southern (Nov. 28) ; was 9-of-16 (56.3%) from the floor and scored 20 pts in the 2nd half
- 16 pts, 5 reb, 4 ast (career-high) & 2 stls vs. Northwestern (Nov. 23) at the Greenbrier Tip-Off
- 15 pts, 3 reb, 2 ast and 1 blk in blowout victory over Radford in 18 minutes off the bench ; was an efficient 7-of-10 (70%) from the floor
- Scored 11 pts in 13 min off the bench in season opener vs. NC A&T (Nov. 4) ; marked first career game in double figures at South Carolina

PRE-SOUTH CAROLINA

- Spent two seasons at Boston College (2023-25), appearing in 46 games with 20 starts
- Had his best season in college in 2024-25, averaging 9.6 points and 4.1 rebounds per game while shooting 45.2% (95-of-210 FGs) from the floor and 36.2% (25-of-69 3FGs) from behind the arc
- Scored in double figures 11 times for the Eagles as a sophomore
- Had a career-high 25 points in a 72-69 win over Temple (11/15/24) ; also pulled down 13 rebounds and went 11-of-19 (57.9%) from the floor in the victory
- Played in 19 games with one start in limited minutes at BC as a true freshman in 2023-24 ; shot 52.5% (21-of-40 FGs) from the floor
- Had his best game of the season at Clemson (1/13/24) with a season-high 14 points and four rebounds ; went 6-of-9 from the floor and 2-of-3 from behind the arc

PRE-COLLEGE

- Prepped at Myers Park where he led the Mustangs to the 2023 4A State Championship ; was named Most Outstanding Player after scoring 22 points with seven rebounds in a 74-60 win over Richmond in the title game
- Myers Park finished No. 21 in the final MaxPreps National Top-25 Poll
- Averaged 15.4 points and 5.4 rebounds per game while shooting nearly 64% from the floor as a senior
- Tabbed SoMeck Player of the Year as a junior after averaging 17.0 points, 9.6 rebounds and 1.5 assists per game

CAREER STATS

				Field Goals		3-Point		F-Throws		Rebounds										Scoring	
SEASON	TEAM	GP-GS	MIN/AVG	FG-FGA	FG%	3FG-3FGA	3FG%	FT-FTA	FT%	OFF	DEF	TOT	AVG	PF-FO	A	TO	BLK	STL	PTS	AVG	
2023-24	BC	19-1	129/6.8	21-40	.525	3-10	.300	7-14	.500	6	7	13	0.7	13-0	3	4	0	1	52	2.7	
2024-25	BC	27-19	636/23.6	95-210	.452	25-69	.362	44-70	.629	40	71	111	4.1	66-1	25	47	7	6	259	9.6	
2025-26	SC	8-0	141/17.6	33-72	.458	7-31	.226	16-21	.762	3	18	21	2.6	16-0	9	8	2	3	89	11.1	
TOTAL FOR SC		8-0	141/17.6	33-72	.458	7-31	.226	16-21	.762	3	18	21	2.6	16-0	9	8	2	3	89	11.1	
TOTAL		54-20	906/16.8	149-322	.463	35-110	.318	67-105	.638	49	96	145	2.7	95-1	37	59	9	10	400	7.4	

Sr. • Guard • 6-9 • 195 • Ulaanbaatar, Mongolia // Utah


CAREER HIGHS

Single Game Highs

Statistic	Value
Points	19 vs Queens (NC) 11/12/24
Rebounds	10 vs Radford 11/18/25
Assists	8 4 times
Steals	4 vs Mississippi Val. 11/26/24
Blocks	3 vs Arizona St. 03/01/25
FG Made	8 vs Queens (NC) 11/12/24
FG Attempts	12 9 times
3FG Made	4 at UNLV 11/15/22
3FG Attempts	10 vs Central Ark. 11/07/24, vs Kansas 02/15/25
FT Made	8 at Oklahoma St. 02/01/25
FT Attempts	8 at Oklahoma St. 02/01/25, vs Northwestern 11/23/25

SUPERLATIVES

	'25-26	Career
Double-figure scoring	6	33
Double-figure rebounding	1	1
Double-double	1	1
5+ assists	1	22
3+ steals	-	6
2+ blocks	1	8
Team high scoring	1	1*
Team high rebounding	5	5*
Team high assists	1	1*
Team high blocks	4	4*
Team high steals	4	4*



IG: @mongolianmike

X: @mongolshark

includes led, or shared team high ; * Carolina ONLY

2025-26 GAME-BY-GAME

Opponent	Date	GS	MIN	Total		3-Pointers		Free throws		Rebounds				PF	A	TO	BLK	STL	PTS	AVG
				FG-FGA	PCT	3FG-3FGA	PCT	FT-FTA	PCT	OFF	DEF	TOT	AVG							
N.C. A&T	11/04/2025	*	20:59	2-4	.500	0-1	.000	0-0	.000	0	5	5	5.0	2	3	2	1	0	4	4.0
Southern Miss.	11/09/2025	*	36:30	6-12	.500	3-7	.429	2-2	1.000	2	3	5	5.0	4	3	1	0	2	17	10.5
Presbyterian	11/12/2025	*	24:10	4-7	.571	1-2	.500	4-4	1.000	3	1	4	4.7	1	0	0	0	1	13	11.3
Radford	11/18/2025	*	21:48	4-5	.800	2-3	.667	2-2	1.000	1	9	10	6.0	2	2	0	0	0	12	11.5
vs Butler	11/21/2025	*	26:57	6-12	.500	1-3	.333	0-1	.000	1	5	6	6.0	4	1	0	1	1	13	11.8
vs Northwestern	11/23/2025	*	31:38	2-5	.400	1-4	.250	7-8	.875	3	5	8	6.3	3	3	0	0	0	12	11.8
Charleston So.	11/28/2025	*	34:06	2-3	.667	0-1	.000	4-4	1.000	1	7	8	6.6	0	7	0	2	2	8	11.3
Virginia Tech	12/02/2025	*	36:20	4-8	.500	1-4	.250	5-7	.714	2	4	6	6.5	4	1	4	1	1	14	11.6
Totals			8 232:28	30-56	.536	9-25	.360	24-28	.857	13	39	52	6.5	20	20	7	5	7	93	11.6

Player Averages

Games Played	Minutes/game	Points/game	FG Pct	3FG Pct	FT Pct	Rebounds/game	Assists/game	Turnovers/game	Assist/Turnover ratio	Steals/game	Blocks/game
8	29.1	11.6	53.6	36.0	85.7	6.5	2.5	0.9	2.9	0.9	0.6

PLAYER BIO

AWARDS/HONORS

- A-10 All-Rookie Team (2022-23)

2025-26

- Double-figures in 6-straight games ; has led the team in rebounding 5x thru 8 games
- First career double-double vs. Radford (Nov. 18) w/ 12 pts & career-high 10 reb

PRE-SOUTH CAROLINA

- Made stops at three different schools in his collegiate journey playing at Dayton (2022-23), San Francisco (2023-24) and Utah (2024-25)
- Has played in 99 career games with 83 starts while averaging 6.9 pts, 2.8 reb & 2.7 ast per game
- 7.2 pts, 3.4 reb & 2.8 ast in 2024-25 for the Utes
- Scored in double-figures 10 times with a career-high 19 points in a 96-65 win over Queens (11/12/24) ; added seven rebounds and five assists in the game
- Logged nine games with five or more assists at Utah
- In 2023-24, averaged 7.7 points, 3.0 rebounds and 2.7 assists per game at San Francisco helping the Dons to 23 wins and a berth in the NIT
- Recorded career-best shooting splits of 42.4% (97-of-229 FGs) from the floor and 36.0% (41-of-114 3FGs) from behind the arc in his lone season at San Francisco
- As a true freshman at Dayton in 2022-23, played in 32 games with 20 starts for the Flyers earning Atlantic 10 All-Rookie Team honors after averaging 5.6 points, 2.6 assists and 1.9 rebounds per game
- Had a career-high eight assists on three occasions and helped the team to 22 wins with an appearance in the Atlantic 10 Championship game against VCU

PRE-COLLEGE

- Was a consensus four-star recruit
- Represented Mongolia on the World Team at the 2022 Nike Hoop Summit
- Averaged 10.2 points, 4.6 rebounds and 3.6 assists per game while shooting 51.2% from 3-point range his senior year of HS in Willoughby, Ohio
- Captained the Mongolian U18 team that finished sixth in the 2019 World 3x3 Championships

PERSONAL

- Son of Sharavjams Tserenjankhar and Erdenebulgan Purevsuren ; Has a younger brother, Munkhiin-Od Sharavjams
- Given name is Enkhiin-Od Michael Sharavjams
- Was born in Phoenix, Ariz.
- First Mongolian citizen to earn a Division I scholarship
- His father Sharavjams Tserenjankhar, aka The Mongolian Shark, was the first Asian Harlem Globetrotter

CAREER STATS

				Field Goals		3-Point		F-Throws		Rebounds				Scoring						
SEASON	TEAM	GP-GS	MIN/AVG	FG-FGA	FG%	3FG-3FGA	3FG%	FT-FTA	FT%	OFF	DEF	TOT	AVG	PF-FO	A	TO	BLK	STL	PTS	AVG
2022-23	UD	32-20	740/23.1	64-165	.388	29-92	.315	21-31	.677	6	56	62	1.9	66-2	83	48	11	14	178	5.6
2023-24	USF	34-34	850/25.0	97-229	.424	41-114	.360	28-34	.824	15	87	102	3.0	67-2	91	49	15	32	263	7.7
2024-25	Utah	33-29	738/22.4	88-217	.406	36-117	.308	27-44	.614	25	86	111	3.4	66-1	91	43	22	22	239	7.2
2025-26	SC	8-8	232/29.1	30-56	.536	9-25	.360	24-28	.857	13	39	52	6.5	20-0	20	7	5	7	93	11.6
TOTAL FOR SC		8-8	232/29.1	30-56	.536	9-25	.360	24-28	.857	13	39	52	6.5	20-0	20	7	5	7	93	11.6
TOTAL		107-91	2559/23.9	279-667	.418	115-348	.330	100-137	.730	59	268	327	3.1	219-5	285	147	53	75	773	7.2



2025-26 SOUTH CAROLINA BASKETBALL STATS



2025-26 South Carolina Men's Basketball Combined Team Statistics All games

Page 1/1
as of Dec 03, 2025

Game Records

Record	Overall	Home	Away	Neutral
ALL GAMES	5-3	5-1	0-0	0-2
CONFERENCE	0-0	0-0	0-0	0-0
NON-CONFERENCE	5-3	5-1	0-0	0-2

Score by Periods

Team	1st	2nd	OT	TOT
South Carolina	294	328	26	648
Opponents	248	303	25	576

Team Box Score

No.	Player				Total		3-Point		F-Throw		Rebounds													
		GP-GS	MIN	AVG	FG-FGA	FG%	3FG-3FGA	3FG%	FT-FTA	FT%	OFF	DEF	TOT	AVG	PF	DQ	A	TO	BLK	STL	PTS	AVG		
5	JOHNSON, Meechie	8-8	240:08	30.0	39-97	.402	18-51	.353	23-36	.639	2	25	27	3.4	19	0	26	17	0	8	119	14.9		
55	SHARAVJAMTS, Mike	8-8	232:28	29.1	30-56	.536	9-25	.360	24-28	.857	13	39	52	6.5	20	0	20	7	5	7	93	11.6		
31	STRONG, Elijah	8-0	140:57	17.6	33-72	.458	7-31	.226	16-21	.762	3	18	21	2.6	16	0	9	8	2	3	89	11.1		
15	ELLIS, Eli	8-0	228:14	28.5	26-61	.426	6-22	.273	27-32	.844	5	21	26	3.3	11	0	23	9	0	8	85	10.6		
4	KNOX, Kobe	8-8	227:19	28.4	23-50	.460	6-23	.261	21-25	.840	8	13	21	2.6	18	0	26	7	2	5	73	9.1		
10	STUTE, Myles	5-5	115:50	23.2	12-36	.333	7-29	.241	4-6	.667	3	15	18	3.6	10	0	9	7	1	3	35	7.0		
0	BUTLER, Jordan	8-3	113:56	14.2	13-26	.500	1-10	.100	16-19	.842	10	17	27	3.4	15	1	2	0	3	3	43	5.4		
13	POLK, Grant	8-0	107:07	13.4	14-29	.483	11-24	.458	1-2	.500	5	7	12	1.5	6	0	2	2	1	3	40	5.0		
24	KAPIC, Nordin	8-4	77:11	9.6	12-29	.414	6-15	.400	2-5	.400	6	12	18	2.3	6	0	4	4	0	1	32	4.0		
20	ASSEMIAN, Hayden	7-4	99:18	14.2	10-13	.769	0-0	.000	1-5	.200	9	17	26	3.7	18	0	4	4	4	0	21	3.0		
2	ESSANDOKO, Christ	7-0	49:24	7.1	6-15	.400	3-6	.500	0-0	.000	1	7	8	1.1	4	0	2	4	1	1	15	2.1		
14	SPARKMAN, Eli	4-0	18:08	4.5	1-2	.500	1-2	.500	0-0	.000	0	2	2	0.5	1	0	1	0	0	1	3	0.8		
Team											11	12	23					5						
Total		8	1650		219-486	.451	75-238	.315	135-179	.754	76	205	281	35.1	144	1	128	74	19	43	648	81.0		
Opponents		8	1650		212-486	.436	41-142	.289	111-165	.673	83	208	291	36.4	154	3	104	84	19	41	576	72.0		

Team Statistics

	SC	OPP
Scoring	648	576
Points per game	81.0	72.0
Scoring margin	+9.0	-
Field goals-att	219-486	212-486
Field goal pct	.451	.436
3 point fg-att	75-238	41-142
3-point FG pct	.315	.289
3-pt FG made per game	9.4	5.1
Free throws-att	135-179	111-165
Free throw pct	.754	.673
F-Throws made per game	16.9	13.9
Rebounds	281	291
Rebounds per game	35.1	36.4
Rebounding margin	-1.3	-
Assists	128	104
Assists per game	16.0	13.0
Turnovers	74	84
Turnovers per game	9.3	10.5
Turnover margin	+1.3	-
Assist/turnover ratio	1.7	1.2
Steals	43	41
Steals per game	5.4	5.1
Blocks	19	19
Blocks per game	2.4	2.4
Winning streak	0	-
Home win streak	0	-
Attendance	68470	0
Home games-Avg/Game	6-11412	0-0
Neutral site-Avg/Game	-	2-996

Team Results

Date	Opponent		Score	Att.
11/04/2025	N.C. A&T	W	91-72	12344
11/09/2025	Southern Miss.	Wot	83-79	11420
11/12/2025	Presbyterian	W	81-61	11874
11/18/2025	Radford	W	87-58	11623
11/21/2025	vs Butler	L	72-79	1209
11/23/2025	vs Northwestern	L	77-79	782
11/28/2025	Charleston So.	W	74-62	9789
12/02/2025	Virginia Tech	Lot	83-86	11420



2025-26 South Carolina Men's Basketball
Overall Team Statistics
All games

Page 1/1
as of Dec 03, 2025

Team Statistics

	SC	OPP
Scoring	648	576
Points per game	81.0	72.0
Scoring margin	+9.0	-
Field goals-att	219-486	212-486
Field goal pct	.451	.436
3 point fg-att	75-238	41-142
3-point FG pct	.315	.289
3-pt FG made per game	9.4	5.1
Free throws-att	135-179	111-165
Free throw pct	.754	.673
F-Throws made per game	16.9	13.9
Rebounds	281	291
Rebounds per game	35.1	36.4
Rebounding margin	-1.3	-
Assists	128	104
Assists per game	16.0	13.0
Turnovers	74	84
Turnovers per game	9.3	10.5
Turnover margin	+1.3	-
Assist/turnover ratio	1.7	1.2
Steals	43	41
Steals per game	5.4	5.1
Blocks	19	19
Blocks per game	2.4	2.4
Winning streak	0	-
Home win streak	0	-
Attendance	68470	0
Home games-Avg/Game	6-11412	0-0
Neutral site-Avg/Game	-	2-996

Score by Periods

Team	1st	2nd	OT	TOT
South Carolina	294	328	26	648
Opponents	248	303	25	576



Points

##	Player	G	Pts	Pts/G
5	Johnson, Meechie	8	119	14.9
55	Sharavjamts, Mike	8	93	11.6
31	Strong, Elijah	8	89	11.1
15	Ellis, Eli	8	85	10.6
4	Knox, Kobe	8	73	9.1
0	Butler, Jordan	8	43	5.4
13	Polk, Grant	8	40	5.0
10	Stute, Myles	5	35	7.0
24	Kapic, Nordin	8	32	4.0
20	Assemanian, Hayden	7	21	3.0
2	Essandoko, Christ	7	15	2.1
14	Sparkman, Eli	4	3	0.8

Scoring Average

##	Player	G	Pts	Pts/G
5	Johnson, Meechie	8	119	14.9
55	Sharavjamts, Mike	8	93	11.6
31	Strong, Elijah	8	89	11.1
15	Ellis, Eli	8	85	10.6
4	Knox, Kobe	8	73	9.1
10	Stute, Myles	5	35	7.0
0	Butler, Jordan	8	43	5.4
13	Polk, Grant	8	40	5.0
24	Kapic, Nordin	8	32	4.0
20	Assemanian, Hayden	7	21	3.0
2	Essandoko, Christ	7	15	2.1
14	Sparkman, Eli	4	3	0.8

Field Goal Percentage

##	Player	FG	Att	Pct
20	Assemanian, Hayden	10	13	.769
55	Sharavjamts, Mike	30	56	.536
0	Butler, Jordan	13	26	.500
14	Sparkman, Eli	1	2	.500
13	Polk, Grant	14	29	.483
4	Knox, Kobe	23	50	.460
31	Strong, Elijah	33	72	.458
15	Ellis, Eli	26	61	.426
24	Kapic, Nordin	12	29	.414
5	Johnson, Meechie	39	97	.402
2	Essandoko, Christ	6	15	.400
10	Stute, Myles	12	36	.333

Field Goal Attempts

##	Player	G	Att	Att/G
5	Johnson, Meechie	8	97	12.1
31	Strong, Elijah	8	72	9.0
15	Ellis, Eli	8	61	7.6
55	Sharavjamts, Mike	8	56	7.0
4	Knox, Kobe	8	50	6.3

Field Goals Made

##	Player	G	Made	Made/G
5	Johnson, Meechie	8	39	4.9
31	Strong, Elijah	8	33	4.1
55	Sharavjamts, Mike	8	30	3.8
15	Ellis, Eli	8	26	3.3
4	Knox, Kobe	8	23	2.9

3-Point FG Percentage

##	Player	3FG	Att	Pct
2	Essandoko, Christ	3	6	.500
14	Sparkman, Eli	1	2	.500
13	Polk, Grant	11	24	.458
24	Kapic, Nordin	6	15	.400
55	Sharavjamts, Mike	9	25	.360
5	Johnson, Meechie	18	51	.353
15	Ellis, Eli	6	22	.273
4	Knox, Kobe	6	23	.261
10	Stute, Myles	7	29	.241
31	Strong, Elijah	7	31	.226
0	Butler, Jordan	1	10	.100

3-Point FG Attempts

##	Player	G	Att	Att/G
5	Johnson, Meechie	8	51	6.4
31	Strong, Elijah	8	31	3.9
10	Stute, Myles	5	29	5.8
55	Sharavjamts, Mike	8	25	3.1
13	Polk, Grant	8	24	3.0

3-Point FG Made

##	Player	G	Made	Made/G
5	Johnson, Meechie	8	18	2.3
13	Polk, Grant	8	11	1.4
55	Sharavjamts, Mike	8	9	1.1
31	Strong, Elijah	8	7	0.9
10	Stute, Myles	5	7	1.4



Free Throw Percentage

##	Player	Made	Att	Pct
55	Sharavjamts, Mike	24	28	.857
15	Ellis, Eli	27	32	.844
0	Butler, Jordan	16	19	.842
4	Knox, Kobe	21	25	.840
31	Strong, Elijah	16	21	.762
10	Stute, Myles	4	6	.667
5	Johnson, Meechie	23	36	.639
13	Polk, Grant	1	2	.500
24	Kapic, Nordin	2	5	.400
20	Assemian, Hayden	1	5	.200

Free Throw Attempts

##	Player	G	Att	Att/G
5	Johnson, Meechie	8	36	4.5
15	Ellis, Eli	8	32	4.0
55	Sharavjamts, Mike	8	28	3.5
4	Knox, Kobe	8	25	3.1
31	Strong, Elijah	8	21	2.6

Free Throws Made

##	Player	G	Made	Made/G
15	Ellis, Eli	8	27	3.4
55	Sharavjamts, Mike	8	24	3.0
5	Johnson, Meechie	8	23	2.9
4	Knox, Kobe	8	21	2.6
31	Strong, Elijah	8	16	2.0

Rebounds

##	Player	G	Reb	Reb/G
55	Sharavjamts, Mike	8	52	6.5
5	Johnson, Meechie	8	27	3.4
0	Butler, Jordan	8	27	3.4
15	Ellis, Eli	8	26	3.3
20	Assemian, Hayden	7	26	3.7

Assists

##	Player	G	Ast	Ast/G
5	Johnson, Meechie	8	26	3.3
4	Knox, Kobe	8	26	3.3
15	Ellis, Eli	8	23	2.9
55	Sharavjamts, Mike	8	20	2.5
31	Strong, Elijah	8	9	1.1

Rebounds Average

##	Player	G	Reb	Reb/G
55	Sharavjamts, Mike	8	52	6.5
20	Assemian, Hayden	7	26	3.7
10	Stute, Myles	5	18	3.6
5	Johnson, Meechie	8	27	3.4
0	Butler, Jordan	8	27	3.4

Steals

##	Player	G	Stl	Stl/G
5	Johnson, Meechie	8	8	1.0
15	Ellis, Eli	8	8	1.0
55	Sharavjamts, Mike	8	7	0.9
4	Knox, Kobe	8	5	0.6
31	Strong, Elijah	8	3	0.4

Offensive Rebounds

##	Player	G	OReb	OReb/G
55	Sharavjamts, Mike	8	13	1.6
0	Butler, Jordan	8	10	1.3
20	Assemian, Hayden	7	9	1.3
4	Knox, Kobe	8	8	1.0
24	Kapic, Nordin	8	6	0.8

Blocked Shots

##	Player	G	Blk	Blk/G
55	Sharavjamts, Mike	8	5	0.6
20	Assemian, Hayden	7	4	0.6
0	Butler, Jordan	8	3	0.4
31	Strong, Elijah	8	2	0.3
4	Knox, Kobe	8	2	0.3

Defensive Rebounds

##	Player	G	DReb	DReb/G
55	Sharavjamts, Mike	8	39	4.9
5	Johnson, Meechie	8	25	3.1
15	Ellis, Eli	8	21	2.6
31	Strong, Elijah	8	18	2.3
0	Butler, Jordan	8	17	2.1

Minutes

##	Player	G	Min	Min/G
5	Johnson, Meechie	8	240	30:01
55	Sharavjamts, Mike	8	232	29:03
15	Ellis, Eli	8	228	28:32
4	Knox, Kobe	8	227	28:25
31	Strong, Elijah	8	141	17:37

2025-26 South Carolina Men's Basketball
Category Leaders
All gamesPage 3/3
as of Dec 03, 2025

Fouls

##	Player	G	PF	PF/G
55	Sharavjamts, Mike	8	20	2.5
5	Johnson, Meechie	8	19	2.4
4	Knox, Kobe	8	18	2.3
20	Assemian, Hayden	7	18	2.6
31	Strong, Elijah	8	16	2.0

Turnovers

##	Player	G	TO	TO/G
5	Johnson, Meechie	8	17	2.1
15	Ellis, Eli	8	9	1.1
31	Strong, Elijah	8	8	1.0
55	Sharavjamts, Mike	8	7	0.9
4	Knox, Kobe	8	7	0.9

Foul Outs

##	Player	G	FO
0	Butler, Jordan	8	1



South Carolina - Individual Game Highs

POINTS	33		Meechie Johnson vs Southern Miss. (11/09/2025)
	24		Meechie Johnson vs Butler (N) (11/21/2025)
	22		Elijah Strong vs Charleston So. (11/28/2025)
	20		Eli Ellis vs Southern Miss. (11/09/2025)
	18		Meechie Johnson vs Virginia Tech (12/02/2025)
FIELD GOALS MADE	18		Elijah Strong vs Virginia Tech (12/02/2025)
	9		Elijah Strong vs Charleston So. (11/28/2025)
FIELD GOAL ATTEMPTS	9		Meechie Johnson vs Southern Miss. (11/09/2025)
	19		Meechie Johnson vs Butler (N) (11/21/2025)
FIELD GOAL PERCENTAGE (min 5 made)	19		Meechie Johnson vs Southern Miss. (11/09/2025)
	.750	(6-8)	Kobe Knox vs Charleston So. (11/28/2025)
3 PT FG MADE	.714	(5-7)	Nordin Kapic vs N.C. A&T (11/04/2025)
	7		Meechie Johnson vs Southern Miss. (11/09/2025)
3 PT FG ATTEMPTS	4		Grant Polk vs Presbyterian (11/12/2025)
	14		Meechie Johnson vs Southern Miss. (11/09/2025)
3 PT FG PERCENTAGE (min 2 made)	11		Meechie Johnson vs Northwestern (N) (11/23/2025)
	1.000	(4-4)	Grant Polk vs Presbyterian (11/12/2025)
FREE THROWS MADE	1.000	(2-2)	Christ Essandoko vs Virginia Tech (12/02/2025)
	8		Meechie Johnson vs Southern Miss. (11/09/2025)
	7		Mike Sharavjamts vs Northwestern (N) (11/23/2025)
	7		Kobe Knox vs Presbyterian (11/12/2025)
FREE THROW ATTEMPTS	7		Eli Ellis vs Southern Miss. (11/09/2025)
	11		Meechie Johnson vs Southern Miss. (11/09/2025)
FREE THROW PERCENTAGE (min 3 made)	9		Kobe Knox vs Presbyterian (11/12/2025)
	1.000	(6-6)	Kobe Knox vs Radford (11/18/2025)
	1.000	(5-5)	Jordan Butler vs Presbyterian (11/12/2025)
	1.000	(4-4)	Jordan Butler vs Virginia Tech (12/02/2025)
	1.000	(4-4)	Meechie Johnson vs Charleston So. (11/28/2025)
	1.000	(4-4)	Mike Sharavjamts vs Charleston So. (11/28/2025)
	1.000	(4-4)	Eli Ellis vs Radford (11/18/2025)
REBOUNDS	1.000	(4-4)	Mike Sharavjamts vs Presbyterian (11/12/2025)
	10		Mike Sharavjamts vs Radford (11/18/2025)
ASSISTS	9		Eli Ellis vs Charleston So. (11/28/2025)
	7		Mike Sharavjamts vs Charleston So. (11/28/2025)
	5		Meechie Johnson vs Northwestern (N) (11/23/2025)
	5		Meechie Johnson vs Radford (11/18/2025)
	5		Kobe Knox vs Radford (11/18/2025)
	5		Eli Ellis vs Presbyterian (11/12/2025)
	5		Kobe Knox vs Southern Miss. (11/09/2025)
STEALS	5		Eli Ellis vs N.C. A&T (11/04/2025)
	3		Eli Ellis vs Butler (N) (11/21/2025)
	2		Mike Sharavjamts vs Charleston So. (11/28/2025)
	2		Meechie Johnson vs Northwestern (N) (11/23/2025)
	2		Jordan Butler vs Northwestern (N) (11/23/2025)
	2		Elijah Strong vs Northwestern (N) (11/23/2025)
	2		Kobe Knox vs Butler (N) (11/21/2025)
	2		Meechie Johnson vs Radford (11/18/2025)
	2		Mike Sharavjamts vs Southern Miss. (11/09/2025)
BLOCKED SHOTS	2		Meechie Johnson vs N.C. A&T (11/04/2025)
	2		Mike Sharavjamts vs Charleston So. (11/28/2025)
TURNOVERS	2		Hayden Asseman vs Presbyterian (11/12/2025)
	5		Meechie Johnson vs Southern Miss. (11/09/2025)
	4		Mike Sharavjamts vs Virginia Tech (12/02/2025)
	4		Meechie Johnson vs Butler (N) (11/21/2025)
	4		Meechie Johnson vs Radford (11/18/2025)



2025-26 South Carolina Men's Basketball
Player Highs Analysis
All games

Page 3/3
as of Dec 03, 2025

Opponent - Individual Game Highs

POINTS	25		Nick Martinelli vs Northwestern (N) (11/23/2025)
	25		Isaac Taveras vs Southern Miss. (11/09/2025)
	23		Brycen Blaine vs Charleston So. (11/28/2025)
	22		Amani Hansberry vs Virginia Tech (12/02/2025)
	22		Lureon Walker vs N.C. A&T (11/04/2025)
FIELD GOALS MADE	10		Amani Hansberry vs Virginia Tech (12/02/2025)
	10		Isaac Taveras vs Southern Miss. (11/09/2025)
FIELD GOAL ATTEMPTS	21		Brycen Blaine vs Charleston So. (11/28/2025)
	19		Jonah Pierce vs Presbyterian (11/12/2025)
FIELD GOAL PERCENTAGE (min 5 made)	1.000	(5-5)	Jamie Kaiser, Jr. vs Butler (N) (11/21/2025)
	.833	(5-6)	Max Green vs Northwestern (N) (11/23/2025)
	.833	(5-6)	Chidi Chiakwelu vs Presbyterian (11/12/2025)
3 PT FG MADE	3		Brycen Blaine vs Charleston So. (11/28/2025)
	3		Max Green vs Northwestern (N) (11/23/2025)
	3		Finley Bizjack vs Butler (N) (11/21/2025)
	3		Louie Jordan vs Radford (11/18/2025)
3 PT FG ATTEMPTS	9		Brycen Blaine vs Charleston So. (11/28/2025)
	7		Jesse Hafemeister vs Charleston So. (11/28/2025)
	7		Luke Williams vs Charleston So. (11/28/2025)
3 PT FG PERCENTAGE (min 2 made)	1.000	(2-2)	Lukas Walls vs Radford (11/18/2025)
	.750	(3-4)	Max Green vs Northwestern (N) (11/23/2025)
FREE THROWS MADE	7		Nick Martinelli vs Northwestern (N) (11/23/2025)
	6		Tylik Weeks vs Southern Miss. (11/09/2025)
	6		Lewis Walker vs N.C. A&T (11/04/2025)
FREE THROW ATTEMPTS	8		Amani Hansberry vs Virginia Tech (12/02/2025)
	8		Nick Martinelli vs Northwestern (N) (11/23/2025)
FREE THROW PERCENTAGE (min 3 made)	1.000	(6-6)	Lewis Walker vs N.C. A&T (11/04/2025)
	1.000	(4-4)	Ben Hammond vs Virginia Tech (12/02/2025)
	1.000	(4-4)	Yame Butler vs Butler (N) (11/21/2025)
	1.000	(4-4)	Jaylon Johnson vs Radford (11/18/2025)
	1.000	(4-4)	KJ Debrick vs N.C. A&T (11/04/2025)
REBOUNDS	14		Amani Hansberry vs Virginia Tech (12/02/2025)
	14		Michael Ajayi vs Butler (N) (11/21/2025)
ASSISTS	9		Jayden Reid vs Northwestern (N) (11/23/2025)
	8		Neoklis Avdalas vs Virginia Tech (12/02/2025)
STEALS	3		Tre Singleton vs Northwestern (N) (11/23/2025)
	3		Jamie Kaiser, Jr. vs Butler (N) (11/21/2025)
	3		Jaylon Johnson vs Radford (11/18/2025)
	3		Isaac Taveras vs Southern Miss. (11/09/2025)
	3		Brooklyn Vick vs N.C. A&T (11/04/2025)
BLOCKED SHOTS	3		Reis Jones vs Charleston So. (11/28/2025)
	2		Amani Hansberry vs Virginia Tech (12/02/2025)
	2		Angelo Ciaravino vs Northwestern (N) (11/23/2025)
	2		Michael Ajayi vs Butler (N) (11/21/2025)
TURNOVERS	5		Jayden Reid vs Northwestern (N) (11/23/2025)
	5		Trent Middleton Jr. vs N.C. A&T (11/04/2025)
FOULS	5		Tyler Johnson vs Virginia Tech (12/02/2025)
	5		Neoklis Avdalas vs Virginia Tech (12/02/2025)
	5		Reis Jones vs Charleston So. (11/28/2025)



2025-26 South Carolina Men's Basketball
Team High/Low Analysis
All games

Page 1/4
as of Dec 03, 2025

South Carolina - Game Highs

POINTS	91		N.C. A&T (11/04/2025)
	87		Radford (11/18/2025)
	83		Virginia Tech (12/02/2025)
	83		Southern Miss. (11/09/2025)
	81		Presbyterian (11/12/2025)
FIELD GOALS MADE	34		Radford (11/18/2025)
	31		N.C. A&T (11/04/2025)
FIELD GOAL ATTEMPTS	64		Southern Miss. (11/09/2025)
	63		N.C. A&T (11/04/2025)
FIELD GOAL PERCENTAGE	.576	(34-59)	Radford (11/18/2025)
	.492	(31-63)	N.C. A&T (11/04/2025)
3 PT FG MADE	16		Southern Miss. (11/09/2025)
	14		N.C. A&T (11/04/2025)
3 PT FG ATTEMPTS	43		Southern Miss. (11/09/2025)
	34		vs Northwestern (N) (11/23/2025)
3 PT FG PERCENTAGE	.438	(14-32)	N.C. A&T (11/04/2025)
	.372	(16-43)	Southern Miss. (11/09/2025)
FREE THROWS MADE	25		Presbyterian (11/12/2025)
	21		Virginia Tech (12/02/2025)
FREE THROW ATTEMPTS	32		Presbyterian (11/12/2025)
	28		Virginia Tech (12/02/2025)
FREE THROW PERCENTAGE	.810	(17-21)	Southern Miss. (11/09/2025)
	.800	(12-15)	Radford (11/18/2025)
REBOUNDS	40		Radford (11/18/2025)
	40		N.C. A&T (11/04/2025)
ASSISTS	24		N.C. A&T (11/04/2025)
	23		Radford (11/18/2025)
STEALS	8		vs Butler (N) (11/21/2025)
	7		vs Northwestern (N) (11/23/2025)
	7		Radford (11/18/2025)
BLOCKED SHOTS	4		Radford (11/18/2025)
	3		Virginia Tech (12/02/2025)
	3		Charleston So. (11/28/2025)
	3		Presbyterian (11/12/2025)
TURNOVERS	15		Southern Miss. (11/09/2025)
	13		N.C. A&T (11/04/2025)
FOULS	25		vs Butler (N) (11/21/2025)
	21		Radford (11/18/2025)



2025-26 South Carolina Men's Basketball
Team High/Low Analysis
All games

Page 2/4
as of Dec 03, 2025

Opponent - Game Highs

POINTS	86		Virginia Tech (12/02/2025)
	79		vs Northwestern (N) (11/23/2025)
	79		vs Butler (N) (11/21/2025)
	79		Southern Miss. (11/09/2025)
	72		N.C. A&T (11/04/2025)
FIELD GOALS MADE	33		Virginia Tech (12/02/2025)
	30		vs Northwestern (N) (11/23/2025)
FIELD GOAL ATTEMPTS	70		Charleston So. (11/28/2025)
	67		Southern Miss. (11/09/2025)
FIELD GOAL PERCENTAGE	.566	(30-53)	vs Northwestern (N) (11/23/2025)
	.500	(33-66)	Virginia Tech (12/02/2025)
3 PT FG MADE	7		Charleston So. (11/28/2025)
	7		vs Northwestern (N) (11/23/2025)
	7		Radford (11/18/2025)
3 PT FG ATTEMPTS	31		Charleston So. (11/28/2025)
	24		Radford (11/18/2025)
3 PT FG PERCENTAGE	.500	(7-14)	vs Northwestern (N) (11/23/2025)
	.417	(5-12)	vs Butler (N) (11/21/2025)
FREE THROWS MADE	20		vs Butler (N) (11/21/2025)
	17		Radford (11/18/2025)
FREE THROW ATTEMPTS	34		vs Butler (N) (11/21/2025)
	25		Radford (11/18/2025)
FREE THROW PERCENTAGE	.857	(12-14)	vs Northwestern (N) (11/23/2025)
	.762	(16-21)	Southern Miss. (11/09/2025)
REBOUNDS	48		vs Butler (N) (11/21/2025)
	43		Charleston So. (11/28/2025)
	43		Southern Miss. (11/09/2025)
ASSISTS	21		vs Northwestern (N) (11/23/2025)
	18		Virginia Tech (12/02/2025)
STEALS	9		N.C. A&T (11/04/2025)
	8		Southern Miss. (11/09/2025)
BLOCKED SHOTS	5		Charleston So. (11/28/2025)
	3		vs Northwestern (N) (11/23/2025)
	3		Southern Miss. (11/09/2025)
	3		N.C. A&T (11/04/2025)
TURNOVERS	14		Radford (11/18/2025)
	12		N.C. A&T (11/04/2025)
FOULS	24		Virginia Tech (12/02/2025)
	22		Presbyterian (11/12/2025)



2025-26 South Carolina Men's Basketball
Team High/Low Analysis
All games

Page 3/4
as of Dec 03, 2025

South Carolina - Game Lows

POINTS	72		vs Butler (N) (11/21/2025)
	74		Charleston So. (11/28/2025)
	77		vs Northwestern (N) (11/23/2025)
	81		Presbyterian (11/12/2025)
	83		Virginia Tech (12/02/2025)
	83		Southern Miss. (11/09/2025)
FIELD GOALS MADE	24		Presbyterian (11/12/2025)
	25		Charleston So. (11/28/2025)
	25		vs Butler (N) (11/21/2025)
	25		Southern Miss. (11/09/2025)
FIELD GOAL ATTEMPTS	57		Presbyterian (11/12/2025)
	59		Radford (11/18/2025)
FIELD GOAL PERCENTAGE	.391	(25-64)	Southern Miss. (11/09/2025)
	.403	(25-62)	vs Butler (N) (11/21/2025)
3 PT FG MADE	5		Charleston So. (11/28/2025)
	7		vs Butler (N) (11/21/2025)
	7		Radford (11/18/2025)
3 PT FG ATTEMPTS	24		Charleston So. (11/28/2025)
	25		Radford (11/18/2025)
	25		Presbyterian (11/12/2025)
3 PT FG PERCENTAGE	.208	(5-24)	Charleston So. (11/28/2025)
	.269	(7-26)	vs Butler (N) (11/21/2025)
FREE THROWS MADE	11		vs Northwestern (N) (11/23/2025)
	12		Radford (11/18/2025)
FREE THROW ATTEMPTS	15		vs Northwestern (N) (11/23/2025)
	15		Radford (11/18/2025)
FREE THROW PERCENTAGE	.682	(15-22)	vs Butler (N) (11/21/2025)
	.714	(15-21)	N.C. A&T (11/04/2025)
REBOUNDS	28		Virginia Tech (12/02/2025)
	29		vs Butler (N) (11/21/2025)
ASSISTS	10		Charleston So. (11/28/2025)
	10		vs Butler (N) (11/21/2025)
STEALS	2		Presbyterian (11/12/2025)
	4		Virginia Tech (12/02/2025)
BLOCKED SHOTS	1		vs Northwestern (N) (11/23/2025)
	1		vs Butler (N) (11/21/2025)
TURNOVERS	5		Charleston So. (11/28/2025)
	6		Presbyterian (11/12/2025)
FOULS	12		Charleston So. (11/28/2025)
	14		vs Northwestern (N) (11/23/2025)



2025-26 South Carolina Men's Basketball
Team High/Low Analysis
All games

Page 4/4
as of Dec 03, 2025

Opponent - Game Lows

POINTS	58		Radford (11/18/2025)
	61		Presbyterian (11/12/2025)
	62		Charleston So. (11/28/2025)
	72		N.C. A&T (11/04/2025)
	79		vs Northwestern (N) (11/23/2025)
	79		vs Butler (N) (11/21/2025)
	79		Southern Miss. (11/09/2025)
FIELD GOALS MADE	17		Radford (11/18/2025)
	25		Charleston So. (11/28/2025)
	25		Presbyterian (11/12/2025)
FIELD GOAL ATTEMPTS	53		vs Northwestern (N) (11/23/2025)
	55		Radford (11/18/2025)
FIELD GOAL PERCENTAGE	.309	(17-55)	Radford (11/18/2025)
	.357	(25-70)	Charleston So. (11/28/2025)
3 PT FG MADE	0		Presbyterian (11/12/2025)
	4		N.C. A&T (11/04/2025)
3 PT FG ATTEMPTS	8		Presbyterian (11/12/2025)
	11		N.C. A&T (11/04/2025)
3 PT FG PERCENTAGE	.000	(0-8)	Presbyterian (11/12/2025)
	.226	(7-31)	Charleston So. (11/28/2025)
FREE THROWS MADE	5		Charleston So. (11/28/2025)
	11		Presbyterian (11/12/2025)
FREE THROW ATTEMPTS	8		Charleston So. (11/28/2025)
	14		vs Northwestern (N) (11/23/2025)
FREE THROW PERCENTAGE	.550	(11-20)	Presbyterian (11/12/2025)
	.588	(20-34)	vs Butler (N) (11/21/2025)
REBOUNDS	26		vs Northwestern (N) (11/23/2025)
	26		Radford (11/18/2025)
ASSISTS	6		Radford (11/18/2025)
	9		vs Butler (N) (11/21/2025)
STEALS	2		Charleston So. (11/28/2025)
	3		Virginia Tech (12/02/2025)
	3		Presbyterian (11/12/2025)
BLOCKED SHOTS	0		Radford (11/18/2025)
	1		Presbyterian (11/12/2025)
TURNOVERS	9		Virginia Tech (12/02/2025)
	9		Southern Miss. (11/09/2025)
FOULS	15		vs Northwestern (N) (11/23/2025)
	17		vs Butler (N) (11/21/2025)
	17		Radford (11/18/2025)
	17		N.C. A&T (11/04/2025)