



VIRGINIA TECH

2025-26 MEN'S BASKETBALL

VIRGINIA TECH HOKIES

6-2, 0-0 ACC

Head Coach: Mike Young (Emory & Henry, '86)
Record at VT: 111-87 (7th season)
Career Record: 410-331 (24th season)
Record vs. South Carolina at VT: 0-2

AT

SOUTH CAROLINA GAMECOCKS

5-3, 0-0 SEC

Head Coach: Lamont Paris (Wooster, '96)
Record at South Carolina: 54-51 (4th season)
Career Record: 141-123 (9th season)
Record vs. VT: 2-0

GAME 9 | Virginia Tech at South Carolina | Dec. 2, 2025 | 7 p.m. | Colonial Life Arena (18,000)



hokiesports.com

BROADCAST INFORMATION

TV | SEC NETWORK

Anish Shroff, PxP
Chris Spatola, Analyst

VIDEO STREAM

ESPN.com and ESPN app

RADIO | VT Sports Network

Zach Mackey, PxP
Mike Burnop, Analyst

LIVE STATS

stats.hokiesports.com



gamecocksonline.com

THE HOKIES' LAST STARTING LINEUP

		Ht.	Wt.	Yr.	Hometown	PPG	RPG	Other
Virginia Tech								
G 3	Ben Hammond	5-11	170	So.	Manassas, Va.	8.4	1.0	Started last two games
G 17	Neo Avdalas	6-9	215	Fr.	Kalamata, Greece	13.8	3.3	Scored 33 vs. Providence in CT
G 0	Jailen Bedford	6-4	190	Gr.	Austin, Texas	10.3	3.0	Season-best 21 pts vs. Charlotte
G 10	Tyler Johnson	6-5	210	So.	Orlando, Fla.	9.8	6.4	Recorded +20 plus/minus vs. CLT
F 13	Amani Hansberry	6-8	240	Jr.	Silver Spring, Md.	15.4	7.3	Owens three double-doubles



KEY STORYLINES FOR TONIGHT

SERIES HISTORY: HOKIES VS. GAMECOCKS

- The Hokies and Gamecocks have met 33 times in their history with the Hokies owning 13 victories.
- The teams have met in each of the last two seasons with South Carolina winning both games. The Gamecocks are on a three-game winning streak in the series.
- Tech's last victory over the Gamecocks came in February of 1990 in a Metro Conference game.

A WIN WOULD...

- Snap a two-game losing streak for the Hokies. The squad last lost three in a row in the final three outings of the 2024-25 season.
- Be Tech's first in the ACC/SEC Challenge. In the first two iterations, the Hokies lost at Auburn 74-57 and last season in Blacksburg fell 80-64 to Vanderbilt.

TRENDING IN THE RIGHT DIRECTION

- As a team, the Hokies rank sixth in the country in turnovers per game with less than nine.

MIKE YOUNG VS. HIGH MAJORS

- At VT, Young is 7-11 against high major teams outside of the ACC. He is 0-7 vs. SEC squads.
- The Hokies have already picked up a high major win, with a victory in the 2025 Basketball Hall of Fame Tip-Off vs. Providence.

BOUNCE BACK OPPORTUNITY

- Last week at the Battle 4 Atlantis, the Hokies suffered their first and second defeats of the season at the hands of Saint Mary's and VCU respectively.
- Tech finished in fourth in the event, which featured six teams in the top 100 on kenpom.com.
- The Hokies have two more top 100 opponenets on the horizon in the Gamecocks (89) and George Mason (61) on Saturday, Dec. 6 at Cassell Coliseum.

THE BEST IN THE CONFERENCE

- Ben Hammond leads the ACC in assist to turnover ratio (4.86) and Tobi Lawal has the most defensive rebounds (7.67 per game.)

2025-26 SCHEDULE

RECORD

6-2

ACC

0-0

NON-CONFERENCE

6-2

HOME

4-0

AWAY

0-0

NEUTRAL

2-2

DATE	OPPONENT	TV	TIP/RESULT
Nov. 3	Charleston Southern	ACCNX	W, 98-67
Nov. 8	vs. Providence%	Peacock	W, 107-101 (OT)
Nov. 12	Saint Joseph's	ACCNX	W, 94-59
Nov. 16	Charlotte	ACCNX	W, 84-76
Nov. 19	Bryant	ACCNX	W, 78-61
Nov. 26	vs. Colorado State\$	ESPN2	W, 66-64
Nov. 27	vs. Saint Mary's\$	ESPN	L, 66-77
Nov. 28	vs. VCU\$	ESPN2	L, 68-86
Dec. 2	at South Carolina*	SECN	7 PM
Dec. 6	George Mason	ACCNX	3 PM
Dec. 11	Western Carolina	ACCNX	7 PM
Dec. 14	UMES	ACCNX	Noon
Dec. 20	Elon	ACCNX	2 PM
Dec. 31	Virginia*	ACCN	2 PM
Jan. 3	at Wake Forest*	ACCN	Noon
Jan. 7	Stanford*	ACCN	7 PM
Jan. 10	Cal*	ACCN	4 PM
Jan. 14	at SMU*	ESPN2/U	9 PM ET
Jan. 17	Notre Dame*	ACCN	Noon
Jan. 21	at Syracuse*	ACCN	9 PM
Jan. 24	at Louisville*	The CW	3:30 PM
Jan. 27	Georgia Tech*	ACCN	8 PM
Jan. 31	Duke*	ESPN	Noon
Feb. 7	at NC State*	The CW	1:30 PM
Feb. 11	at Clemson*	ACCN	7 PM
Feb. 14	Florida State*	ACCN	2 PM
Feb. 17	at Miami*	ACCN	8 PM
Feb. 21	Wake Forest*	ACCN	Noon
Feb. 28	at North Carolina*	ESPN/2	6:30/8:30 PM
March 3	vs. Boston College*	ESPN2	9 PM
March 7	at Virginia*	The CW	12:30 PM
March 10-14	ACC Championships		

Home games designated in bold lettering

% Basketball Hall of Fame Tip-Off

\$ denotes Battle 4 Atlantis game

^ denotes ACC/SEC Challenge game

* denotes ACC game

T. Rowe Price ACC Men's Basketball Tournament in Charlotte, N.C.



MEDIA RELATIONS CONTACT

Carter Brown | Phone: (804) 551-0457
Email: cart315@vt.edu
Assistant AD, Athletic Communications

QUICK FACTS

THE BASICS

University Name: Virginia Tech
Location: Blacksburg, Va.
Founded: 1872
Enrollment: 38,000
President: Dr. Tim Sands
Director of Athletics: Whit Babcock
Nickname: Hokies
Mascot: HokieBird
Colors: Chicago Maroon and Burnt Orange
Affiliation: NCAA Division I
Conference: Atlantic Coast (22nd Season)

FACILITY FACTS

CASSELL COLISEUM
Capacity: 8,925
Record in Arena: 671-223 (.751)
First Game: VT vs. Alabama (Jan. 3, 1962)
Largest Crowd: 11,500 (vs. Purdue; Dec. 3, 1966)

TEAM INFORMATION

2023-24 Record: 13-19
Home/Away/Neutral: 8-9/5-5/0-5
Conference Record: 8-12
Home/Away: 8-9/5-5
Conference Finish: 19th
Conference Tournament: First Round
Starters Returning/Lost: 4/1
Letterwinners Returning/Lost: 0/9
Newcomers: 10

Total seasons: 117
First season: 1908-09
All-Time Record: 1,575-1307
All-Time ACC Record: 189-219
All-Time ACC Tournament Record: 18-21
ACC Championship Game Appearances (Titles): 1 (1 - 2022)
NCAA Tournament Appearances (Last): 13 (2022)
All-Time NCAA Record: 8-13

MEDIA INFORMATION

CREDENTIALS

Outlets interested in obtaining credentials to cover Virginia Tech men's basketball home games must apply via the credential request portal - <https://media.hokiesports.com/credentials/>

For assistance, email SID Carter Brown: cart315@vt.edu

All credentials for Virginia Tech home games this season will be issued on a single-game basis, and media seating is limited.

INTERVIEW POLICY

Gamedays: Coach Mike Young and requested players will be available to the media after the game and following a 10-minute cooling off period. For home games, interviews of Coach Young and players will be conducted in-person in the Cassell Coliseum media center.

Non-Gamedays: All coach and player interview requests need to be arranged through the Virginia Tech Athletic Communications Office - contact Carter Brown (c: 804-551-0457; e: cart315@vt.edu). Players and coaches should not be contacted directly under any circumstances.

CONTACT INFO

Carter Brown | Phone: (804) 551-0457
 Email: cart315@vt.edu
 Assistant AD, Athletic Communications



2025-26 VIRGINIA TECH NUMERICAL ROSTER

No.	Name	Cl.	Pos.	Ht.	Wt.	Hometown	Previous School
0	Jailen Bedford	Grad	G	6-4	190	Austin, Texas	UNLV
1	Tobi Lawal	Sr.	F	6-8	215	London, England	VCU
2	Jaden Schutt	r-Jr.	G	6-5	200	Yorkville, Ill.	Duke
3	Ben Hammond	So.	G	5-11	170	Manassas, Va.	Paul VI
4	Izaiah Pasha	So.	G	6-5	205	Harrisburg, Pa.	Delaware
5	Sin'Cere Jones	Fr.	F	6-7	230	Portsmouth, Va.	Churchland
7	Brett Freeman	Fr.	G	6-5	180	Charlotte, N.C.	Ardrey Kell
10	Tyler Johnson	So.	G	6-5	210	Orlando, Fla.	Oak Ridge
13	Amani Hansberry	Jr.	F	6-8	240	Silver Spring, Md.	West Virginia
15	Shamarius Peterkin	Fr.	G	6-3	174	Winston-Salem, N.C.	Mount Tabor
17	Neo Avdalas	Fr.	G	6-9	215	Athens, Greece	Peristeri B.C.
22	Solomon Davis	Fr.	C	6-11	225	Hyattsville, Md.	DeMatha Catholic
32	Christian Gurdak	Fr.	C	6-10	260	Charles Town, W. Va.	Gonzaga College
77	Antonio Dorn	Fr.	C	7-0	230	Germany	VfL Kirchheim

COACHING & SUPPORT STAFF

Head Coach: Mike Young (Emory & Henry, 1986)

Record at VT: 111-87 (7th Year)

Overall Record: 410-331 (24th Year)

Associate Head Coach: Chester Frazier (3rd Year, second stint)

Assistant Coach: J.D. Byers (3rd Year)

Assistant Coach: David Moats (1st Year)

Chief of Staff: Stephanie Ballein (7th Year)

Special Assistant to the Head Coach: Ace Custis (7th Year)

Director of Player Personnel: Eli Atzenhoffer (2nd Year)

Strength & Conditioning: David Jackson (18th Year)

Athletic Trainer: Hisham Ziyout (6th Year)

Graduate Assistant: Austin Howard (2nd Year)

Graduate Assistant: Matt Smith (2nd Year)

PRONUNCIATION GUIDE

Tobi Lawal	toe-bee luh-wowl
Jaden Schutt	shoot
Izaiah Pasha	pah-shuh
Sin'Cere Jones	sincere
Neo Avdalas	knee-oh av-dah-las
Christian Gurdak	ger-dack

ROSTER BY CLASS

Freshmen (7)	Sophomores (3)	Juniors (2)	Seniors (2)
Neoklis Avdalas	Ben Hammond	Amani Hansberry	Jailen Bedford^
Solomon Davis	Tyler Johnson	Jaden Schutt*	Tobi Lawal
Antonio Dorn	Izaiah Pasha		
Brett Freeman			
Christian Gurdak			
Shamarius Peterkin			
Sin'Cere Jones			
* = Redshirt			
^ = Graduate Student			

BY THE NUMBERS

3

With the departure of Kevin Keatts at NC State, **Mike Young** (seven seasons) is now the **third-longest tenured head coach** in the ACC, trailing only Brad Brownell (16) and Jeff Capel (8).

10

Tech welcomes **10** newcomers for the 2025-26 season. Three have been added via the transfer portal, in addition to seven true freshmen.

23

23 represents the number of seasons it took VT Head Coach **Mike Young** to reach **400 wins**. The feat was accomplished with a win over FSU 76-66 on **January 29, 2025**.

NOTEWORTHY

RECAPPING OPENING NIGHT

- Tech got off to a winning start with a 98-67 victory over Charleston Southern Nov. 3.
- It was the first time that VT had two athletes (Tobi Lawal 20-12 and Amani Hansberry 19-13) record double-doubles since 2023 and the first time both had points-rebounds double-doubles since Jan. 27, 2021 (H/T David Cunningham).
- For Hansberry, he became the first VT athlete to record a double-double on his debut since Grant Basile Nov. 7, 2022 (H/T David Cunningham).
- Nine Hokies scored six or more points against the Buccaneers.
- Tech took care of the ball, committing just seven turnovers.
- The Hokies had two different “kill shots” (runs of 10-0 or better) in the game.

DORN'S DEBUT BUCKET

- Freshman center Antonio Dorn sat out the opener as a result of the NCAA's standard delayed enrollment condition. Dorn played professionally in Germany upon graduating from secondary school. He has three years of collegiate eligibility.
- He played for Kirchheim in the second division in his native Germany.
- Against Providence he recorded three minutes of action registering a block, a rebound and a steal.
- He scored his first buckets in America vs. St. Joe's recording four points.

ROSTER FLIP

- The Hokies return just a bit shy of 50% of their scoring from a season ago (46.8%) led by Tobi Lawal's team-leading 12.4 points per game.
- Only four of Tech's 14 players were on the 2024-25 roster: Lawal, Jaden Schutt (7.7 ppg.), Tyler Johnson (6.7) and Ben Hammond (5.6).
- The Hokies attracted three athletes from the transfer portal: Jailen Bedford (UNLV), Izaiah Pasha (Delaware) and Amani Hansberry (West Virginia).
- The Hokies have 10 newcomers to the squad including seven true freshmen.
- Tech landed five-star prospect Neo Avdalas, a Greek national with professional experience. Standing 6-foot-9, he will handle the point as well as play off the ball in Mike Young's offense.

FRESHMEN ON CAMPUS

- Virginia Tech enters the 2025-26 season with one of the youngest rosters in the ACC, as they bring in seven true freshmen.
- Among all ACC teams, only Georgia Tech will welcome as many freshmen as Virginia Tech.
- Overall, the Hokies have 10 newcomers to the squad with the additions of Amani Hansberry (West Virginia), Jailen Bedford (UNLV) and Izaiah Pasha (Delaware).

GET YOUR PASSPORT, HEAD TO THE NRV

- For the first time since moving to Blacksburg in 2019, Mike Young has three Europeans on his squad in Tobi Lawal (England), Neo Avdalas (Greece) and Antonio Dorn (Germany).
- Young stated earlier in the fall that he thinks the trend of recruiting Europeans to play college basketball will continue and perhaps increase.
- “I’m not knocking our grassroots basketball at all, its structure is good. However, theirs (Europe) is really good, in terms of teaching and skill development. It’s going to continue. We are going to put more of an emphasis on it (recruiting international athletes), obviously, and do everything we can here. I like the agents that we deal with over there. It’s only going to increase. It’s not going to stay the same or decrease. I’m certain of it. They are high-IQ basketball people.” Young stated on Sept. 23 at a press conference.

THE TIMES THEY ARE A-CHANGIN’

- Only four scholarship players return for the Hokies in 2025-26. With the addition of 10 newcomers, the new-look roster makes Mike Young think back to his connection with Fork Union Military Academy.
- A 1982 graduate who was inducted into the school's Hall of Fame in 2022, Young played for the late Fletcher Arritt, a member of the Naismith Memorial Basketball Hall of Fame who sent over 400 players on to play at the college level and won 889 career games.
- Young, who visited Arritt often at Fork Union when he was the coach at Wofford, recalled a conversation they had one spring about Arritt having to field a new team every year. Young thought to himself on several occasions, “I would never want to do that.”

TOP-RANKED TALENT IN MAROON & ORANGE

- Neo Avdalas signed with Virginia Tech for the 2025-26 season after withdrawing from the 2025 NBA Draft, where he was projected as a potential second-round pick.
- He was named a 5-star recruit, making him the second highest-touted recruit in program history, trailing only Dorian Finney-Smith.
- Avdalas also brings ample pro experience, starting his career with Greek powerhouse Panathinaikos, and later playing for ASK Karditsas and Peristeri B.C., competing against top European professionals.
- He Impressed scouts at this years NBA Draft Combine with back-to-back impressive showings, including a 13-point, 9-rebound, 5-assist, 2-block performance.
- Also, this past summer, Avdalas averaged 14.0 points, 7.1 rebounds, and 8.0 assists per game at the 2025 FIBA U20 EuroBasket tournament.

LEAPING LAWAL

- Upon transferring from VCU two seasons ago, Tobi Lawal has quickly become a cornerstone for the Hokies.
- Known for his 49.5” vertical and relentless motor, Lawal led Virginia Tech in points, rebounds, field goals, free throws, and blocks in 2024-25, and recorded six double-doubles in the process.
- He tested the waters of the NBA Draft, but ultimately came back to Tech stating at ACC Tipoff in October “I just needed more experience, I’m not ready if I’m being honest. I need to get more live reps and understand how to make reads and how to expand on my versatility. Being able to shoot the ball, handle the ball, decision-making, multiple things that while still doing what God blessed me with my rebounding.”

JUCO PRODUCT, JAILEN BEDFORD

- Jailen Bedford, recent grad transfer from UNLV started his collegiate career with Trinidad State (JUCO), where he spent two seasons before transferring to Oral Roberts for the 2023-24 season, starting in all 31 games. Bedford then spent a season at UNLV, where he was a key contributor, playing in 33 games, before transferring to Virginia Tech this past summer.
- He was outspoken about the label “JUCO product” at ACC Tipoff in October - “It’s

been a crazy journey. I'm honestly so blessed to be in this situation. I wouldn't have been able to have had this extra year if I didn't go the JUCO route. JUCO they create dogs, guys with chips on their shoulders, someone that has something to prove for themselves. I'm holding that loud and proud and I take that everywhere I go."

EXCITING NEUTRAL SITE CONTESTS AWAIT

- For the Thanksgiving holiday, the Hokies will be headed to Paradise Island, Bahamas for the Battle 4 Atlantis. Tech will face Colorado State and then either Wichita State or Saint Mary's in the second contest. The Rams' lineup features former VT point guard Brandon Rechsteiner.
- The other squads in the event are Vanderbilt, USF, VCU and Western Kentucky.

CHASING 1,000

- No Hokie on the 2025-26 team has reached the 1,000-point mark in his career yet.
- Jailen Bedford with 873 is the closest to the milestone, while Tobi Lawal stands at 775.

PRESEASON HONORS...

- The Hokies were selected 12th in the ACC's preseason poll as voted on by the league's head coaches and media members.
- Neo Avdalas received one vote to be the ACC's Preseason Rookie of the Year. Cameron Boozer (Duke) was selected for rookie and player of the year. His Blue Devils were the top choice amongst the voters to win the league.

GOT TO WIN ON THE ROAD

- In order for the Hokies to return to the NCAA tournament, they must find a way to improve their record away from Cassell Coliseum.
- In each of the last two seasons, Tech has gone 2-10 in true road games.
- "We've got to do a better job of going away from home, away from the friendly confines of the Cassell, and win games," Mike Young said. "That's a big deal. I think we went 2-8 in the league last year, and that's just not good enough. That's the difference between an NCAA tournament berth and not going to the greatest tournament on Earth."

BE LIKE MIKE

- Mike Young was inducted into Wofford's Athletics Hall of Fame as a member of the 2024 class on Feb. 15.
- A five-member class, he was joined by a pair of players he coached in Fletcher Magee and Cameron Jackson.
- Young compiled a 299-244 overall record at Wofford, while guiding the Terriers to five NCAA Tournaments.
- In his final season in Spartanburg, S.C., Young steered Wofford to a 30-5 overall record, including a perfect 18-0 mark in SoCon play.

NON-NEGOTIABLES

- Despite everything that's new with the men's basketball program, there are four things Mike Young is adamant won't change for the team this year: being a great teammate, representing Virginia Tech in a class fashion, taking care of the ball and great shot selection.

LEADING AT THE BREAK

- The Hokies are 91-24 in the Mike Young era when up at half.


THE HEAD WHISTLES IN THE ACC

- There are four new head coaches in the conference this season: FSU's Luke Loucks, Miami's Jai Lucas, NC State's Will Wade and Virginia's Ryan Odom.
- For those two leaders at the Florida schools, it is their first time in the role, while Wade and Odom have previous head coaching experience.

TALKING ABOUT TRAVEL

- With zero trips to the west coast this season, the Hokies will travel 5,331 fewer miles in conference play in 2025-26 compared to last season.
- The Hokies went 1-1 on their California swing trip in 2025 defeating Cal and falling to Stanford.
- The furthest that Tech will go in conference is to Dallas to face SMU at Moody Coliseum for the first time in program history. Moody is 1,081 miles away from the friendly confines of Cassell Coliseum.

The 2025-26 season marks the 24th for Mike Young as a head coach.



SPECIALTY STAT TRACKER

OPPONENT	Off T0s	Paint	2nd Chance	FB	Bench
Charleston South.	21	42	25	9	29
Providence	20	48	17	10	20
Saint Joseph's	25	50	15	21	31
Charlotte	15	24	17	6	20
Bryant	17	16	17	13	31
vs. Colorado State	13	28	4	10	14
vs. Saint Mary's	9	22	9	7	19
vs. VCU	16	30	10	10	21
at South Carolina	-	-	-	-	-
George Mason	-	-	-	-	-
Western Carolina	-	-	-	-	-
UMES	-	-	-	-	-
Elon	-	-	-	-	-
Virginia	-	-	-	-	-
at Wake Forest	-	-	-	-	-
Stanford	-	-	-	-	-
Cal	-	-	-	-	-
at SMU	-	-	-	-	-
Notre Dame	-	-	-	-	-
at Syracuse	-	-	-	-	-
at Louisville	-	-	-	-	-
Georgia Tech	-	-	-	-	-
Duke	-	-	-	-	-
at NC State	-	-	-	-	-
at Clemson	-	-	-	-	-
Florida State	-	-	-	-	-
at Miami	-	-	-	-	-
Wake Forest	-	-	-	-	-
at North Carolina	-	-	-	-	-
Boston College	-	-	-	-	-
at Virginia	-	-	-	-	-
Total +/-	+75	+11	+29	+54	+2
Season Highs	25	50	25	21	31

FAST BREAK

Tech has registered **three** wins over **top five** programs under head coach Mike Young - most recently an 82-67 win over No. 7 Duke on March 12, 2022 in the championship game of the New York Life ACC Tournament.

TEAM COMPARISON

VT	Stat	'Cocks
82.6	Points Per Game	80.7
73.9	Opponents Points Per Game	70.0
+8.8	Scoring Margin	+10.7
37.9	Rebounds Per Game	36.1
+0.5	Rebounding Margin	-0.1
.449	FG Percentage	.451
.433	FG Percentage Defense	.426
.342	3FG Percentage	.321
.302	3FG Percentage Defense	.287
8.4	3FG Made Per Game	16.7
.711	FT Percentage	.755
15.4	Assists Per Game	16.7
8.9	Turnovers Per Game	9.4

SHOOTING 50% OR BETTER

- Since Mike Young got to Blacksburg, the Hokies are 53-5 in contests shooting 50% or better with the only losses: vs. BYU (11/27/19), vs. Miami (1/26/22), at College of Charleston (11/20/22), at Miami (1/31/23), vs. South Carolina (11/10/23).
- Since the 2010-11 season, Tech is 124-16 when shooting 50% or better.

SHARE THE BASKETBALL

- Year in and year out, Virginia Tech is known as a great passing and facilitating team under Coach Young's direction.
- Three of the past six seasons, Tech has finished among the top-three in the ACC for assists per game.

Season	Assists Per Game	ACC Rank
2024-25	12.6	14
2023-24	15.1	2
2022-23	15.5	2
2021-22	14.3	6
2020-21	14.2	8
2019-20	14.6	3

- Tech's 15.5 assists per game in 2022-23 were the second-most in program history since joining the ACC, trailing only the 2017-18 team (16.4).

WE HAVE TO TAKE CARE OF THE BALL

- If you attend a VT men's basketball practice, you are almost guaranteed to hear head coach Mike Young say at some point: "We don't turn the ball over here."
- Over the last six seasons, only two Mike Young team have ranked outside the top 65 in the nation for turnovers per game.

Season	Turnovers Per Game	Rank
2024-25	13.4	309
2023-24	11.1	T104
2022-23	9.9	12
2021-22	10.9	37
2020-21	11.6	63
2019-20	9.9	4
2018-19	10.9	30

CORE PILLARS

- The six core pillars of the Virginia Tech men's basketball program are: smart, tough, obsessed, no excuses, every day and skilled.

YOUNG MOVING UP THE RANKS

- Mike Young is in his seventh season in Blacksburg and is third in all-time wins at VT.

Name	Seasons	Record
Charles Moir	11 (1976-87)	213-119 (.642)
Seth Greenberg	9 (2003-12)	170-123 (.580)
Mike Young	7 (2019-pr.)	111-87 (.560)
Chuck Noe	7 (1955-62)	109-51 (.681)
Howie Shannon	7 (1964-71)	104-68 (.605)
Bill Foster	6 (1991-97)	101-78 (.564)
Buzz Williams	5 (2014-19)	100-69 (.592)
Don DeVoe	5 (1971-76)	88-45 (.662)

CLOSE CALLS IN 2025-26

- Tech is 1-0 in one possession games in 2025-26.

Game	Score (Margin)	Result
vs. Colo. St.	66-64 (2)	W

- The Hokies went 5-1 when the game was decided by 1-3 points last season.

CASSELL GUARDED

- Cassell Coliseum is perhaps the best kept secret in college basketball. When the student section, Cassell Guard shows out, it can lead to one of the best home court advantages in the conference.
- In six-plus seasons under Mike Young, the Hokies are 73-27 (.730) inside Cassell Coliseum. They are 33-24 in league games in that span.

Season	Home Record	Win %
2025-26	4-0 (0-0)	1.000
2024-25	8-9 (5-5)	.471
2023-24	15-2 (8-2)	.882
2022-23	13-4 (6-4)	.765
2021-22	11-4 (6-4)	.733
2020-21	10-2 (6-1)	.833
2019-20	12-6 (4-6)	.667

BYERS BOUGHT IN ON DEFENSIVE END

- J.D. Byers was hired as an assistant coach in April of 2023, bringing 13 years of experience at the Division I level with him to Blacksburg. He worked three stints with current Penn State head coach Mike Rhoades, most recently at VCU from 2017 to 2023.
- According to KenPom, VCU ranked 15th in adjusted defensive efficiency in 2022-23. Its three rankings the prior four seasons: seventh, 14th, 45th and seventh. Tech has only posted a top-40 defense five times since joining the ACC in 2004, the last time being 2019-20 under Buzz Williams (No. 20). H/T David Cunningham (@therealducunna)

"HOKIE TRACKS"

COMMENTS THAT LEFT AN IMPRESSION

"We've got good internal leadership. They are about the right stuff and that is winning the next ballgame. Quite proud of that development with them."

- Mike Young commenting on his squad after the St. Joe's game

"We're excited in Blacksburg. I've got a really good team. Those of you that have covered our team through 24 years as a head coach, I'm not much on bravado. I'm an undersell-overserve person, but my excitement is brimming with this team."

- Mike Young on the potential of his 2025-26 basketball team

"Old guys want to win. I've been incredibly impressed and pleased with his willingness to be coached. He wants to help the team. He's a really good player, very dynamic with the ball. He's got a lot of attributes. Not the least of which he is our best on-ball defender, and that's going to keep him on the floor a lot. He really does a nice job on the ball, guarding the ball. He has to get a little bit better away from the ball, but that is making strides as we move along."

- Mike Young on graduate student guard Jailen Bedford

"I honestly feel like it's made me such a gritty player. I've always had this chip on my shoulder coming out, and they've created some dogs. I'm going to always hold that and cherish that, and I'm going to take that on and off the court, wherever I am, who I'm playing with or who I'm playing for. I'm always going to come in and compete and give you my all."

- Jailen Bedford on being a JUCO product and the attitude the he brings to the floor every night



SCHOOL RECORDS

INDIVIDUAL

Games Played (Season)	36, by 8 players
Games Started (Season)	36, by 5 players
Games Played (Career)	152, Hunter Cattoor (2019-24)
Games Started (Career)	130, Jeff Allen (2007-11)
Consecutive Starts	123, Ace Custis (1993-97)
Minutes Played (Game)	55, by 3 players
Minutes Played (Season)	1,300, Malcolm Delaney (2010-11), 34 games
Minutes Played (Highest Season Average)	38.6, Jay Purcell (1991-92), 28 games
Minutes Played (Career)	4,688, Malcolm Delaney (2007-11)
Minutes Played (Highest Career Average)	35.1, Dale Solomon, 1978-82
Points (Overall Game)	52, Allan Bristow vs. George Washington (2-21-73)
Points (ACC Game)	37, Malcolm Delaney vs. Clemson (1-29-09)
Points (ACC Tournament Game)	32, Jalen Hudson vs. Wake Forest (3-10-15)
Points (NCAA Tournament)	29, Glen Combs vs. Indiana (3-17-67)
Points (NIT)	33, A.D. Vasallo vs. Duquesne (3-18-09)
Points (Season)	801, Erick Green (2012-13), 32 games
Points (ACC Season)	469, Erick Green (2012-13), 18 games
Points (Season Average)	26.6, Bimbo Coles (1988-89), 27 games
Points (Double-Figure Games, Season)	34, Dell Curry (1983-84), 35 games
Points (Career)	2,484, Bimbo Coles (1986-90)
Points (Career Average)	23.1, Allan Bristow (1970-73)
Points (Double-Figure Games, Career)	115, Dell Curry (1982-86)
Field Goals Made (Game)	22, Allan Bristow vs. George Washington (2-21-73)
3-Pointers Made (Game)	9, Hunter Cattoor at Florida State (1-29-22); Justin Robinson vs. Syracuse (1-26-19)
Field Goals Made (Season)	305, Dell Curry (1985-86), 30 games
3-Pointers Made (Season)	106, Wally Lancaster (1987-88), 29 games
Field Goals Made (Career)	1,021, Dell Curry (1982-86)
3-Pointers Made (Career)	332, Hunter Cattoor (2019-24)
Free Throws Made (Game)	20, by 3 players
Free Throws Made (Season)	230, Malcolm Delaney (2009-10), 33 games
Free Throws Made (Career)	721, Malcolm Delaney (2007-11)
Rebounds (Game)	36, Chris Smith vs. Washington & Lee (1-9-59)
Rebounds (Season)	495, Chris Smith (1959-60), 26 games
Rebounds (Career)	1,508, Chris Smith (1957-61)
Assists (Game)	13, Justin Robinson vs. Central Conn. St. (12-1-18)
Assists (Season)	192, Dave Sensibaugh (1975-76), 28 games
Assists (Career)	562, Justin Robinson (2015-19)
Steals (Game)	8, by 4 players
Steals (Season)	94, Jamon Gordon (2006-07), 34 games
Steals (Career)	295, Dell Curry (1982-86)
Blocks (Game)	9, Roy Brow vs. James Madison (12-6-86); vs. Baptist College (12-12-87)
Blocks (Season)	100, Roy Brow (1987-88), 28 games
Blocks (Career)	251, Roy Brow (1984-88)

TEAM

Points (Game)	141, vs. Southern Miss (2-6-88)
Points (Season)	2,646, 1987-88, 29 games
Field Goals Made (Game)	52, vs. VMI (2-20-59)
Field Goals Made (Season)	1,058, 1983-84, 35 games
FG Percentage (Game)	.722 (39-54), vs. Syracuse (1-28-76)
FG Percentage (Season)	.517 (1,030-1,993), 1981-82
3-Pointers Made (Game)	21, vs. Delaware State (11-20-19)
3-Pointers Made (Season)	327, 2018-19, 35 games
3FG Percentage (Game)	.720 (18-25), at Florida State (1-29-22)
3FG Percentage (Season)	.403 (290-720), 2016-17
Rebounds (Game)	83, vs. VMI (2-19-61)
Assists (Game)	36, vs. The Citadel (11-12-17)
Steals (Game)	21, at Clemson (2-8-06)
Blocks (Game)	15 (2x), last vs. VMI (12-9-09)

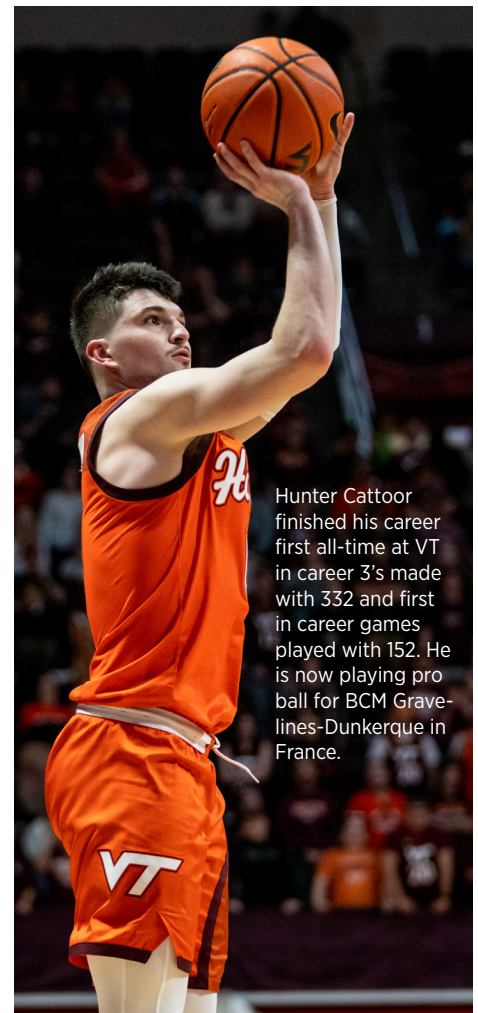
2025-26 HONORS WATCH



Neo Avdalias

Received one vote for Preseason All-ACC Rookie of the Year

Nov. 10 earned ACC Co-Rookie and Co-Player of the Week



Hunter Cattoor finished his career first all-time at VT in career 3's made with 332 and first in career games played with 152. He is now playing pro ball for BCM Gravelines-Dunkerque in France.



PAUL VI TO VT PIPELINE

- Ben Hammond was the point guard for Paul VI, which finished the 2023-24 season 35-3 and ranked No. 2 in the country by ESPN.
- The Fairfax, Va., native played all four years for the Panthers, becoming the program's all-time winningest player after guiding PVI to four VISAA state titles and two WCAC titles.
- He also competed for Team Takeover on the Nike EYBL circuit, joining former Tech star Erick Green as the only Hokies with both Paul VI and Team Takeover ties.
- Green led the nation in scoring during the 2012-13 season, averaging 25 points per game (801 total points) en route to ACC Player of the Year and AP All-America third team honors.

THE CURRY FAMILY, HISTORY MAKERS

- VT Hall of Famer Dell Curry (1983-86) owns 2,389 career points and son Stephen Curry (Davidson 2006-09) with 2,635 points represent the highest scoring father/son duo in men's college basketball history.
- That duo is the only one to record greater than 5,000 career points.
- The duo of Dell and younger son Seth Curry (Duke/Liberty 2009-13) is also amongst the leaders in this category with 4,490, the fourth-most.
- The eldest Curry, Dell had his number 30 jersey retired on March 1, 1986 and he entered the VT Hall of Fame in 1996 alongside Dick Arnold (track), Connie Sellers (men's golf) and George Smith (football).

NATIONAL POLLS (11/17)

AP Top 25

RK	TEAM	REC	PTS	TREND
1	Purdue (40)	7-0	1494	-
2	Arizona (6)	7-0	1442	-
3	Michigan (15)	7-0	1417	↑4
4	Duke	8-0	1355	-
5	UConn	6-1	1244	-
6	Louisville	7-0	1177	-
7	Michigan State	7-0	1095	↑4
8	Houston	7-1	1070	↓5
9	BYU	6-1	1037	-
10	Iowa State	7-0	975	↑5
11	Gonzaga	7-1	934	↑1
12	Alabama	5-2	869	↓4
13	Tennessee	7-1	771	↑4
14	Illinois	6-2	657	↓1
15	Florida	5-2	568	↓5
16	North Carolina	6-1	519	-
17	Vanderbilt	8-0	475	↑7
18	Kentucky	5-2	451	↑1
19	Texas Tech	6-2	387	↑1
20	Auburn	6-2	376	↑1
21	Kansas	6-2	340	↑5
22	Indiana	7-0	313	↑3
23	St. John's	4-3	200	↓9
24	USC	7-0	145	↑2
25	Arkansas	5-2	127	↓3

Others receiving votes: Iowa 99, UCLA 59, Nebraska 52, TCU 35, Missouri 28, Utah State 16, Saint Mary's 15, Baylor 13, SMU 12, Oklahoma State 12, Clemson 10, LSU 7, Seton Hall 6, Wisconsin 6, NC State 5, Wake Forest 3, California 2, George Mason 1, Buffalo 1, Colorado 1

Dropped from rankings: UCLA 18, NC State 23

Coaches Poll

RK	TEAM	REC	PTS	TREND
1	Purdue (21)	7-0	762	-
2	Michigan (6)	7-0	721	↑4
3	Arizona (3)	7-0	709	-
4	Duke (1)	8-0	696	-
5	UConn	6-1	608	↑2
6	Louisville	7-0	600	↓1
7	Houston	7-1	588	↓5
8	Michigan State	7-0	531	↑4
9	Iowa State	7-0	502	↑4
10	BYU	6-1	493	↑1
11	Gonzaga	7-1	480	↓1
12	Alabama	5-2	428	↓3
13	Tennessee	7-1	377	↑3
14	Florida	5-2	313	↓6
15	Illinois	6-2	312	↓1
16	Vanderbilt	8-0	268	↑7
17	North Carolina	6-1	230	-
18	Kentucky	5-2	222	-
19	Texas Tech	6-2	192	↑1
19	Indiana	7-0	192	↑5
21	Kansas	6-2	154	↑5
22	St. John's	4-3	129	↓7
23	Arkansas	5-2	119	↓2
24	Auburn	6-2	104	↑1
25	Iowa	7-0	69	↑1

Others receiving votes: USC 56, UCLA 33, Nebraska 31, Missouri 28, Saint Mary's 20, Baylor 19, NC State 16, Virginia 14, LSU 14, Butler 9, Clemson 9, Ole Miss 8, TCU 5, SMU 4, Utah State 4, Wisconsin 4, Oklahoma State 1, Colorado 1

Dropped from rankings: UCLA 19, NC State 22

TRACKING TECH

	AP	Coaches
Preseason	NR	NR
11/10	RV (1)	NR
11/17	RV (1)	NR
11/24	RV (2)	NR
12/1	NR	NR
12/8	-	-
12/15	-	-
12/22	-	-
12/29	-	-
1/5	-	-
1/12	-	-
1/19	-	-
1/26	-	-
2/2	-	-
2/9	-	-
2/16	-	-
2/23	-	-
3/2	-	-
3/9	-	-
3/16	-	-
Final	-	-

2025-26 RANKING SUMMARY

NCAA Statistics
Virginia Tech - 2025-26 Men's Basketball Ranking Summary thru games 11/29/2025

Statistic	National Rank	Conference Rank	Value	National Leader	Value	Conference Leader	Value
Assist/Turnover Ratio (361 ranked)	29	4	1.73	Purdue	2.19	Duke	1.98
Assists Per Game (361 ranked)	140	13	15.4	Cornell	21.7	Louisville	20.7
Bench Points per game (361 ranked)	227	9	23.13	Georgia Texas A&M	45.38 45.38	Clemson	38.88
Blocks Per Game (360 ranked)	99	12	4.0	Georgia	8.8	Virginia	8.0
Effective FG pct (361 ranked)	210	13	0.513	Liberty	0.647	NC State	0.610
Fastbreak Points (361 ranked)	210	11	10.75	Georgia	29.63	Duke SMU	17.75 17.75
Field Goal Percentage (361 ranked)	205	13	44.9	Missouri	55.5	Duke	52.0
Field Goal Percentage Defense (361 ranked)	179	17	43.3	Duke	34.0	Duke	34.0
Fouls Per Game (361 ranked)	121	7	17.1	South Alabama	12.7	North Carolina	15.6
Free Throw Attempts Per Game (361 ranked)	149	12	22.5	N.C. A&T	33.2	Louisville	27.1
Free Throw Percentage (361 ranked)	186	11	71.1	Saint Louis	82.5	SMU	76.4
Free Throws Made Per Game (361 ranked)	144	12	16.0	Hawaii Southern California Western Ky.	23.0 23.0 23.0	Louisville	20.6
Rebound Margin (361 ranked)	227	16	0.5	Columbia	15.8	Duke	12.9
Rebounds (Defensive) Per Game (360 ranked)	174	16	25.38	Michigan	34.86	Louisville	31.71
Rebounds (Offensive) Per Game (361 ranked)	111	9	12.50	Virginia	17.57	Virginia	17.57
Rebounds Per Game (361 ranked)	158	13	37.88	Florida	48.14	Louisville	46.00
Scoring Defense (361 ranked)	194	16	73.9	UNI	58.4	Duke	58.8
Scoring Margin (361 ranked)	138	14	8.8	Louisville	33.7	Louisville	33.7
Scoring Offense (361 ranked)	104	12	82.6	Georgia	99.0	Louisville	96.7
Steals Per Game (361 ranked)	132	9	7.8	Bowling Green	13.4	Florida St.	11.9
Three Point Attempts Per Game (360 ranked)	156	12	24.5	Florida St.	38.3	Florida St.	38.3
Three Point Percentage (361 ranked)	161	9	34.2	Yale	45.9	NC State	42.2
Three Point Percentage Defense (361 ranked)	104	8	30.2	Weber St.	20.4	Duke	26.0
Three Pointers Per Game (361 ranked)	155	10	8.4	Cornell	14.5	Louisville	13.3
Turnover Margin (361 ranked)	23	3	4.9	McNeese	9.6	Florida St.	8.6
Turnovers Forced Per Game (361 ranked)	124	9	13.75	Bowling Green Florida St.	20.43 20.43	Florida St.	20.43
Turnovers Per Game (361 ranked)	6	1	8.9	Liberty South Alabama	8.1 8.1	Virginia Tech	8.9
Winning Percentage (355 ranked)	63	9	75.0	25 teams tied	100.0	Duke SMU Louisville	100.0 100.0 100.0

GAMES STARTED

	Streak	25-26	Career	ACC
Neo Avdalas	8	8	8	0
Jailen Bedford ¹	10	8	47	0
Solomon Davis	0	0	0	0
Antonio Dorn	0	1	1	0
Brett Freeman	0	0	0	0
Christian Gurdak	0	0	0	0
Ben Hammond	2	2	19	15
Amani Hansberry ²	3	7	31	0
Tyler Johnson	36	8	36	20
Sin'Cere Jones	0	0	0	0
Tobi Lawal ³	0	6	37	18
Izaiah Pasha ⁴	0	0	33	0
Shamarius Peterkin	0	0	0	0
Jaden Schutt	0	0	26	15

¹ includes career at Oral Roberts & UNLV
² includes career at Illinois & WVU
³ includes career at VCU
⁴ includes career at Delaware

NON-CONFERENCE BREAKDOWN

Team	NET	Result
Charleston Southern	234	W, 98-67
Providence	127	W, 107-101 (OT)
Saint Joseph's	267	W, 94-59
Charlotte	220	W, 84-76
Bryant	309	W, 78-61
Colorado State	66	W, 66-64
Saint Mary's	29	L, 66-77
VCU	57	L, 68-86
South Carolina	-	-
George Mason	-	-
Western Carolina	-	-
Maryland Eastern Shore	-	-
Elon	-	-



Tobi Lawal is one of the most athletic college basketball players in the country with a 49.5-inch vertical.

SEASON BREAKDOWN

TECH'S RECORD WHEN...	
	2025-26
Overall	6-2
ACC	0-0
At home	4-0
On the road	0-0
At neutral sites	2-2
After a win	5-1
After a loss	0-1
In overtime	1-0
vs. ranked opponents	0-0
Winning the opening tip	2-2
Losing the opening tip	4-0
Decided by 1-4 points or OT	1-0
Decided by 5-10 points	2-0
Decided by 11-20 points	0-2
Decided by 21+ points	2-0
Leading at half	5-0
Tied at half	0-0
Trailing at half	1-2
VT shoots 50% or better	3-0
VT shoots 40-49.9%	2-1
VT shoots less than 40%	1-1
VT out-shoots opponent	4-0
Opp. out-shoots VT	2-2
Opp. shoots 40% or better	4-1
Opp. shoots less than 40%	2-0
VT out-rebounds opponent	4-0
Opp. out-rebounds VT	2-2
Rebounds are tied	0-0
VT has more FT attempts	5-2
Opp. has more FT attempts	1-0
VT makes more 3-pointers	4-1
Opp. makes more 3-pointers	2-1
VT wins turnover battle	6-2
Opp. wins turnover battle	0-0
Turnovers are tied	1-0
VT scores 100+	1-0
VT scores 90-99 points	2-0
VT scores 80-89 points	1-0
VT scores 70-79 points	1-0
VT scores 60-69 points	2-2
VT scores 50-59 points	0-0
VT scores < 50 points	0-0
Opp. scores > 99 points	1-0
Opp. scores 90-99 points	0-0
Opp. scores 80-89 points	0-1
Opp. scores 70-79 points	1-1
Opp. scores 60-69 points	2-0
Opp. scores 50-59 points	1-0
Opp. scores < 50 points	0-0
Playing on Monday	1-0
Playing on Tuesday	0-0
Playing on Wednesday	3-0
Playing on Thursday	0-1
Playing on Friday	0-1
Playing on Saturday	1-0
Playing on Sunday	1-0
In November	6-2
In December	0-0
In January	0-0
In February	0-0
In March	0-0
Playing during the day	2-2
Playing at night (tip at 5 p.m. or later)	4-0
Wearing White	3-1
Wearing Maroon	1-0
Wearing Orange	1-1
Wearing Black	1-0

STARTING LINEUPS

W/L	
5-0	Avdalas/Bedford/Johnson/Lawal/Hansberry
1-0	Avdalas/Bedford/Johnson/Lawal/Dorn
0-2	Hammond/Avdalas/Bedford/Johnson/Hansberry

Margin of Victory/Defeat

	1	2	3	4	5	6	7	8	9	10	11-19	20+
Wins	-	1	-	-	-	1	-	1	-	-	1	2
Losses	-	-	-	-	-	-	-	-	-	-	2	-

Most First Half Points

Virginia Tech - 47 vs. St. Joe's (11/12/25)
Opponents - 46 vs. Providence (11/8/25)

Most Second Half Points

Virginia Tech - 56 vs. CSU (11/3/25)
Opponents - 46 vs. Saint Mary's (11/27/25)

Fewest First Half Points

Virginia Tech - 20 vs. Saint Mary's (11/27/25)
Opponents - 24 vs. Bryant (11/19/25)

Fewest Second Half Points

Virginia Tech - 46 vs. Providence (11/8/25)
Opponents - 29 vs. CSU (11/3/25)

Largest Halftime Lead

Virginia Tech - 20 vs. St. Joe's (11/12/25)
Opponents - 11 vs. Saint Mary's (11/27/25)

Largest Margin of Victory

Virginia Tech - 35 vs. St. Joe's (11/12/25)
Opponents - 11 vs. Saint Mary's (11/27/25)

Largest Lead Held

Virginia Tech - 40 vs. St. Joe's (11/12/25)
Opponents - 13 vs. Saint Mary's (11/27/25)

Killshots this season (runs of 10-0 or better)

Virginia Tech - 5
Opponents - 1 (VCU)

MISCELLANEOUS

How 1st Points Were Scored

Layup	3
3FG	1
Jumper	4
Dunk	-
Free Throw	-
Tip-in	-

Steals Leader

Neo Avdalas	1
Jailen Bedford	1
Ben Hammond	5
Amani Hansberry	1
Tyler Johnson	4

2+ Steals

Amani Hansberry	3
Ben Hammond	5
Tyler Johnson	3
Jaden Schutt	2

Blocks Leader

Neo Avdalas	2
Amani Hansberry	3
Tyler Johnson	1
Tobi Lawal	5

2+ Blocks

Neo Avdalas	2
Amani Hansberry	2
Tyler Johnson	1
Tobi Lawal	4

Scored VT's 1st Points

Neo Avdalas	3
Jailen Bedford	1
Ben Hammond	1
Amani Hansberry	2
Tobi Lawal	1

10+ Points

Neo Avdalas	6
Jailen Bedford	5
Christian Gurdak	1
Ben Hammond	2
Amani Hansberry	6
Tyler Johnson	4
Tobi Lawal	4
Jaden Schutt	5

Double-Doubles

Amani Hansberry	3
Tobi Lawal	3

First Off VT Bench

Antonio Dorn	3
Christian Gurdak	3
Ben Hammond	4
Jaden Schutt	5

20+ Points

Neo Avdalas	1
Jailen Bedford	1
Tobi Lawal	1

Points Leader

Neo Avdalas	1
Jailen Bedford	2
Amani Hansberry	3
Tobi Lawal	2
Jaden Schutt	1

Rebounds Leader

Antonio Dorn	1
Amani Hansberry	2
Tyler Johnson	1
Tobi Lawal	4

30+ Points

Neo Avdalas	1
-------------	---

10+ Rebounds

Amani Hansberry	3
Tyler Johnson	1
Tobi Lawal	4

Assists Leader

Neo Avdalas	4
Ben Hammond	5
Amani Hansberry	2

5+ Assists

Neo Avdalas	5
Ben Hammond	4
Tyler Johnson	2

THE LAST TIME


LAST TIME VIRGINIA TECH...

Scored 100+ points and won	107-101 (OT), vs. Providence, 11/8/25
Scored 100+ points and lost	100-104 (2OT), vs. Maryland, 2/27/10
Played in OT	107-101 (OT), vs. Providence, 11/8/25
Played in consecutive OTs	82-77 (OT), vs. UAB, 11/28/15; 79-81 (OT), vs. Northwestern, 12/1/15
Played in 2OT	73-82 (2OT), vs. Cal, 3/11/25
Played in 3OT	95-102 (3OT), vs. Miami (Fla.), 2/19/20
Scored 100+ points	107-101 (OT), vs. Providence, 11/8/25
Scored 90-99 points	94-59, vs. St. Joe's, 11/12/25
Scored 80-89 points	81-68, at Miami, 2/22/25
Scored 70-79 points	73-82 (2OT), vs. Cal, 3/11/25
Scored 60-69 points	66-71, vs. #19 Louisville, 2/25/25
Scored 50-59 points	59-91, vs. North Carolina, 3/4/25
Scored 40-49 points	47-65, at #11 Clemson, 3/8/25
Scored 30-39 points	36-54, at Boston College, 2/18/25
Scored 20-29 points	27-40, at McGuire Hospital, 2/2/46
Scored 10-19 points	16-45, at Virginia, 1/30/39
Scored less than 10 points	9-29, vs. North Carolina, 1/12/35
Allowed 100+ points	101-107 (OT), vs. Providence, 11/8/25
Allowed 90-99 points	59-91, vs. North Carolina, 3/4/25
Allowed 80-89 points	73-82 (2OT), vs. Cal, 3/11/25
Allowed 70-79 points	66-71, vs. #19 Louisville, 2/25/25
Allowed 60-69 points	67-98, vs. Charleston Southern, 11/3/25
Allowed 50-59 points	59-94, vs. St. Joe's, 11/12/25
Allowed 40-49 points	75-41, vs. Virginia, 2/19/24
Allowed 30-39 points	65-39, vs. Radford, 11/15/21
Allowed 20-29 points	47-24, at #23 NC State, 2/2/19
Allowed 10-19 points	60-19, vs. Lynchburg, 1/9/46
Allowed less than 10 points	28-9, vs. Hampden-Sydney, 1/17/1923
Scored at least 60 points in a half	66, 2nd Half, vs. The Citadel, 11/12/17
Largest margin of victory	83, vs. Randolph-Macon (87-4), 1/10/1911
Largest margin of victory in ACC	38, vs. Wake Forest (84-46), 2/27/21
Defeated a ranked opponent on the road	47-24, at #23 NC State, 2/2/19
Defeated a ranked opponent at home	87-72, vs. #21 Clemson, 1/10/24
Defeated a ranked opponent on a neutral court	82-67, vs. #7 Duke, 3/12/22
Defeated a defending national champion	65-51, vs. #8 Virginia, 1/30/21
Held opponent without a double-figure scorer	65-39, vs. Radford, 11/15/21
Failed to have a double-figure scorer	41-57, vs. Temple, 2/25/96
Had 5 or more players score in double figures	5, vs. Providence, 11/8/25
Had 6 or more players score in double figures	6, vs. St. Joe's, 11/12/25
Had 7 or more players score in double figures	7, vs. Cornell, 12/8/21
Did not make a 3FG	at Providence, 2/1/03
Opponent did not make a 3FG	vs. Virginia, 2/14/22
Did not shoot a FT in the first half	vs. #18 Pitt, 12/7/24
Did not shoot a FT in the second half	at Syracuse, 2/27/24
Opponent did not shoot a FT	vs. Merrimack, 11/21/21
Opponent did not make a FT	vs. Florida State, 3/4/23
Held an opponent under 10 points in a half	9, vs. Eastern Michigan (1H), 12/22/11
Held an opponent under 20 points in a half	15, at Florida State (1H), 1/29/25
Had double-figure blocked shots	10, vs. Wake Forest, 2/27/21
Came back from a double-figure deficit to win	13, vs. Syracuse, 3/1/25
Lost a double-digit lead	22, at Cal, 1/11/25
Led by 20 or more points at halftime	20, vs. St. Joe's, 11/12/25
Had 20-29 assists in a game	24, vs. North Carolina A&T, 12/12/24
Had 30 or more assists	36, vs. The Citadel, 11/12/17
Held a team under 20 percent from the floor	16.7%, at No. 23/22 NC State, 2/2/19
Held a team under three made FGs in a half	2, vs. Notre Dame, 1/10/21
Won an ACC Tournament Championship	82-67, vs. #7 Duke, 3/12/22
Won an NCAA Tournament game	67-58, vs. Liberty, 3/24/19
Largest lead of the season	40, vs. St. Joe's, 11/12/25
Largest deficit of the season	8, vs. Providence, 11/8/25

WHAT'S A HOKIE?

The answer leads all the way back to 1896 when Virginia Agricultural and Mechanical College changed its name to Virginia Polytechnic Institute. With the change came the necessity for writing a new cheer and a contest for such a purpose was held by the student body.

Senior O.M. Stull won first prize for his "Hokie" yell which is still used today. Later, when asked if "Hokie" had any special meaning, Stull explained the word was solely the product of his imagination and was used only as an attention-getter for his yell. It soon became a nickname for all Tech teams and for those people loyal to Tech athletics.



The official university school colors - Chicago Maroon and Burnt Orange - also were introduced in 1896. The colors were chosen by a committee because they made a 'unique combination' not worn elsewhere at the time. The official definition of "Hokie" is "a loyal Virginia Tech Fan."



OUR NAME

When referring to our name, we ask that you use Virginia Tech, Hokies or Tech - and not 'Vah Tech.' Thank you!

THE LAST TIME


LAST TIME VIRGINIA TECH ATHLETES...

Recorded a double-double	Amani Hansberry (18 pts./10 rebs.), vs. Saint Mary's, 11/27/25
Recorded a triple-double	Justyn Mutts (12 pts./14 rebs./11 ast.), vs. Syracuse, 2/12/22
Two Tech players recorded double-doubles in same game	Amani Hansberry (19 pts./13 reb) & Tobi Lawal (20 pts./12 rebs.), vs. Charleston Southern, 11/3/25
Two Tech players recorded double-doubles in consecutive games	vs. North Carolina (ACC Tournament), 3/13/09; vs. Duquesne (NIT), 3/18/09
Had five or more steals	Ben Hammond (5), vs. North Carolina A&T, 12/12/24
Had 10 or more assists in a game	Brandon Rechsteiner (11), vs. American, 12/21/23
Had 20 or more rebounds in a game	Jeff Allen (21), vs. Longwood, 12/14/08
Two Tech players with double-figure rebounds	Amani Hansberry (13) & Tobi Lawal (12), vs. Charleston Southern, 11/3/25
Two Tech players had five or more assists	Neo Avdalas (7) & Ben Hammond (6), vs. St. Joe's, 11/12/25
Three Tech players had five or more assists	Justyn Mutts (8), Hunter Cattoor (8) & Grant Basile (5), vs. Syracuse, 1/28/23
Four Tech players had five or more assists	Kerry Blackshear Jr. (8), Devin Wilson (7), Justin Robinson (7) & Chris Clarke (5), vs. The Citadel, 11/12/17
Three Tech players made five or more 3FG	Nahiem Alleyne (5), Jalen Cone (5) & Isaiah Wilkins (5), vs. Delaware State, 11/20/19
Eight or more Tech players made a 3FG	8 players, at Pitt, 2/5/22
Two Tech players scored 20 or more points	Mylyjael Poteat (25) & Tobi Lawal (22), vs. Miami, 1/4/25
Three Tech players scored 20 or more points	Jaydon Young (26), Ben Hammond (21) & Jaden Schutt (20), vs. Syracuse, 3/1/25
Two Tech players scored 20 or more points in consecutive games	Nickeil Alexander-Walker & Kerry Blackshear Jr., 11/10/17 & 11/12/17
Tech player scored 30 or more points in consecutive games	Sean Pedulla, 1/10/24 & 1/13/24
Tech freshman scored 20 or more points in a game	Neo Avdalas (33), vs. Providence, 11/8/25
Three Tech freshmen scored in double figures in a game	Hunter Cattoor (14), Jalen Cone (11) & Lander Nolley II (10), vs. North Carolina, 3/10/20
Four Tech freshmen scored in double figures in a game	Landers Nolley II (21), Tyrece Radford (21), Jalen Cone (15) & Nahiem Alleyne (10), at Wake Forest, 1/14/20
Tech player scored 30-39 points in a game	Neo Avdalas (33), vs. Providence, 11/8/25
Tech player scored 40-49 points in a game	Dorenzo Hudson (41), vs. Seton Hall, 1/2/10
Tech player scored 50+ points in a game	Bimbo Coles (51), vs. Southern Miss, 2/6/88
Tech player had consecutive double-doubles	Amani Hansberry, 11/3/25 & 11/8/25
Tech player had three consecutive double-doubles	Keve Aluma, 1/27/21, 1/30/21, 2/3/21
Tech freshman had consecutive double-doubles	Kerry Blackshear Jr., 12/13/15, 12/19/15
Tech had a walk-on score double figures	Christian Beyer (13), vs. Alabama A&M, 12/14/14

LAST TIME AN OPPONENT...

Tech allowed a triple-double	Dennis Smith Jr. (27 pts./11 rebs./11 ast.), at NC State, 1/4/17
------------------------------	--





MIKE YOUNG

IN SEVENTH SEASON AT VT

2020-21 ACC Coach of the Year

CAREER RECORDS

Overall Record	410-331
Conference Games	228-184
Non-Conference Games	182-147
Conference Tournament	25-17
NCAA Tournament	1-7
Overtime Games	22-18
One-Point Games	14-15
vs. AP Top 25	10-36

VS. CURRENT ACC HEAD COACHES

Coach	All	VT	Wofford
Earl Grant	1-4	1-4	-
Mark Madsen	1-1	1-1	-
Brad Brownell	5-7	5-5	0-2
Jon Scheyer	1-3	1-3	-
Luke Loucks	0-0	0-0	-
Damon Stoudamire	1-1	1-1	-
Pat Kelsey	2-2	0-2	2-0
Jai Lucas	0-0	0-0	-
Will Wade	2-2	0-0	2-2
Hubert Davis	2-4	2-4	-
Micah Shrewsberry	3-1	3-1	-
Jeff Capel III	4-3	4-3	-
Andy Enfield	0-1	0-1	-
Kyle Smith	0-2	0-1	0-1
Adrian Autry	1-1	1-1	-
Ryan Odom	4-0	4-0	-
Steve Forbes	9-7	3-4	6-3
Total	47-47	37-38	10-9



► COACH YOUNG: CAREER BREAKDOWN

Season	School	Overall	Conference	Finish	Postseason	Ranking	RPI/NET
2002-03	Wofford	14-15 .483	8-8 .500	T6th	-	-/-	219
2003-04	Wofford	9-20 .310	4-12 .250	T10th	-	-/-	273
2004-05	Wofford	14-14 .500	7-9 .438	8th	-	-/-	225
2005-06	Wofford	11-18 .379	6-9 .400	9th	-	-/-	287
2006-07	Wofford	10-20 .333	5-13 .278	T9th	-	-/-	295
2007-08	Wofford	16-16 .500	8-12 .400	8th	-	-/-	191
2008-09	Wofford	16-14 .533	12-8 .600	4th	-	-/-	177
2009-10	Wofford	26-9 .743	15-3 .833	1st	NCAA First Round	-/-	73
2010-11	Wofford	21-13 .618	14-4 .778	T1st	NCAA First Round	-/-	105
2011-12	Wofford	19-14 .576	12-6 .667	T2nd	CBI	-/-	178
2012-13	Wofford	13-19 .406	7-11 .389	T8th	-	-/-	253
2013-14	Wofford	20-13 .606	11-5 .688	T3rd	NCAA First Round	-/-	152
2014-15	Wofford	28-7 .800	16-2 .889	1st	NCAA First Round	RV/-	49
2015-16	Wofford	15-17 .469	11-7 .611	T3rd	-	-/-	202
2016-17	Wofford	16-17 .485	10-8 .556	T4th	-	-/-	189
2017-18	Wofford	21-13 .618	11-7 .611	T4th	CIT	-/-	141
2018-19	Wofford	30-5 .857	18-0 1.000	1st	NCAA Second Round	19/18	14
Totals	17 Seasons	299-244 .551	175-124 .585				
2019-20	Virginia Tech	16-16 .500	7-13 .350	T10th	-	-/-	92
2020-21	Virginia Tech	15-7 .682	9-4 .692	3rd	NCAA First Round	25/RV	51
2021-22	Virginia Tech	23-13 .639	11-9 .550	7th	NCAA First Round	RV/RV	27
2022-23	Virginia Tech	19-15 .559	8-12 .400	11th	NIT First Round	-/-	75
2023-24	Virginia Tech	19-15 .559	10-10 .500	T8th	NIT Second Round	-/-	58
2024-25	Virginia Tech	13-19 .406	8-12 .400	T9th	-	-/-	166
2025-26	Virginia Tech	6-2 .750	0-0 .000	-	-	-/-	-
Totals	7 Seasons	111-87 .561	53-60 .469				
Overall	24 Seasons	410-331 .555	228-184 .553				

► THE YOUNG FILE

Born	5/1/1963
Hometown	Radford, Virginia
Wife	Margaret
Children	Cooper, Davis
Education	Emory & Henry, 1986
Joined Tech Staff	4/7/2019
Years as College Head Coach	24
Years as College Coach	40

Coaching Career

1986-88	Assistant Coach, Emory & Henry
1988-89	Graduate Assistant, Radford
1989-98	Assistant Coach, Wofford
1998-02	Associate Head Coach, Wofford
2002-19	Head Coach, Wofford
2019-pr.	Head Coach, Virginia Tech

► ACCOMPLISHMENTS

Seven NCAA Tournaments

2022, 2021, 2019, 2015, 2014, 2011, 2010

One ACC Tournament Championship

2022

Five SoCon Tournament Championships

2019, 2015, 2014, 2011, 2010

Five Conference Coach of the Year Awards

ACC (2021), SoCon (2019, 2015, 2014, 2010)

Two-time National Coach of the Year

2019 (Sporting News), 2010 (Hugh Durham)

Three AP All-America Selections

Fletcher Magee (2018-19), Karl Cochran (2014-15), Noah Dahlman (2009-10)

0 JAILEN BEDFORD

GRADUATE Guard | 6-4 | 190 | Consumer Studies major
Austin, Texas | Trinidad State/Oral Roberts/UNLV



SEASON/CAREER BESTS

POINTS

Season 21, vs. Charlotte (11/16/25)
Career 26, at Texas Tech (12/12/23)

REBOUNDS

Season 5, vs. CSU (11/3/25)
Career 15, vs. St. Thomas (MN) (1/13/24)

ASSISTS

Season 3, vs. St. Joe's (11/12/25)
Career 4, at S. Dakota St. (2/10/24)

BLOCKS

Season 1, vs. Providence (11/8/25)
Career 1 (6x), last at New Mexico (3/7/25)

STEALS

Season 1 (5x), last vs. Saint Mary's (11/27/25)
Career 4, South Dakota (1/11/24)

MINUTES

Season 32:51, vs. Providence (11/8/25)
Career 40 (2x), last vs. Utah St. (3/13/25)

FIELD GOALS MADE

Season 7 (3x), last vs. Colorado St. (11/26/25)
Career 9 (4x), last at Omaha (2/22/24)

FIELD GOALS ATTEMPTED

Season 12, vs. Charlotte (11/16/25)
Career 18 (2x), last vs. Utah St. (3/13/25)

3-PT. FIELD GOALS MADE

Season 4, vs. Charlotte (11/16/25)
Career 6, at Texas Tech (12/12/23)

3-PT. FIELD GOALS ATTEMPTED

Season 8, vs. Charlotte (11/16/25)
Career 11 (2x), last S. Dakota St. (3/8/24)

FREE THROWS MADE

Season 3, vs. Charlotte (11/16/25)
Career 10, at Montana St. (1/3/24)

FREE THROWS ATTEMPTED

Season 6, vs. Charlotte (11/16/25)
Career 10 (2x), at Montana St. (1/3/24)

CAREER STATS

- A self-proclaimed “dog” on the court. Fueled by his experience as a JUCO product
- Sole concern is with winning, wants to experience the NCAA Tournament in his final season
- Mike Young describes JB as the best on-ball defender on the team
- Began career at Trinidad State (JUCO), played at Oral Roberts in 23-24 and UNLV (24-25).
- At UNLV: Third-leading scorer at 10.2 points per game on 38.7% shooting ... Appeared in 33 games, averaging 23.3 minute ... Connected on 35% from long range ... Poured in a season-high 20 points at Creighton on Dec. 7 ... Reached double-figure scoring 20 times, including back-to-back 13-point performances in the Mountain West tournament ... Delivered a season-high 11 rebounds vs. Nevada on Feb. 28
- Became Tech’s fourth different athlete to lead the team in scoring with a 21-point effort against Charlotte.
- Is the third Hokie this season to record a 20-point game (Lawal and Avdalas).

2025-26 GAME-BY-GAME STATS



2025-26 Virginia Tech Men's Basketball
Individual Game-by-Game
All games

Page 1/11
as of Nov 30, 2025

#0 BEDFORD, Jailen

Opponent	Date	GS	MIN	Total		3-Pointers		Free throws		Rebounds			PF	A	TO	BLK	STL	PTS	AVG		
				FG-FGA	PCT	3FG-3FGA	PCT	FT-FTA	PCT	OFF	DEF	TOT								AVG	
Charleston So.	11/03/2025	*	18:02	5-10	.500	1-1	1.000	2-2	1.000	2	3	5	5.0	3	0	0	0	13	13.0		
vs Providence	11/08/2025	*	32:51	7-11	.636	3-5	.600	1-2	.500	1	2	3	4.0	1	1	3	1	18	15.5		
Saint Joseph's	11/12/2025	*	18:18	3-5	.600	2-2	1.000	0-0	.000	0	2	2	3.3	2	3	2	0	1	8	13.0	
Charlotte	11/16/2025	*	29:54	7-12	.583	4-8	.500	3-6	.500	2	1	3	3.3	1	2	2	0	1	21	15.0	
Bryant	11/19/2025	*	17:13	1-7	.143	0-3	.000	1-2	.500	0	2	2	3.0	1	0	1	0	0	3	12.6	
vs Colorado St.	11/26/2025	*	28:43	7-9	.778	1-2	.500	2-3	.667	0	4	4	3.2	1	1	1	0	1	17	13.3	
vs Saint Mary's (CA)	11/27/2025	*	25:26	0-10	.000	0-4	.000	2-2	1.000	1	3	4	3.3	2	0	1	0	1	2	11.7	
vs VCU	11/28/2025	*	17:17	0-3	.000	0-2	.000	0-0	.000	0	1	1	3.0	3	0	1	0	0	0	10.3	
Totals			8	187:44	30-67	.448	11-27	.407	11-17	.647	6	18	24	3.0	14	7	11	1	5	82	10.3

Player Averages

Games Played	Minutes/ game	Points/ game	FG Pct	3FG Pct	FT Pct	Rebounds/ game	Assists/ game	Turnovers/ game	Assist/Turnover ratio	Steals/ game	Blocks/ game
8	23.5	10.3	44.8	40.7	64.7	3.0	0.9	1.4	0.6	0.6	0.1

PRODUCTION TRACKER (IN D1 GAMES)

	This Season	Career
Scored 10+ Points	4	50
Scored 20+ Points	1	7
Led Tech in Scoring	2	2
Made 3+ 3FGs	2	21
Had 5+ Rebounds	1	38
Led Tech in Rebounding	0	0
Had a Double-Double	0	0
Had Multiple Steals	0	11
Shot 5+ Free Throws	1	11
Shot over 50% from the field	5	28
Shot over 40% on 3FGs	5	35



SEASON	TEAM	GP-GS	MIN/AVG	Field Goals		3-Point		F-Throws		Rebounds				Scoring						
				FG-FGA	FG%	3FG-3FGA	3FG%	FT-FTA	FT%	OFF	DEF	TOT	AVG	PF-FO	A	TO	BLK	STL	PTS	AVG
2023-24	ORU	31-31	938/30.3	159-376	.423	66-177	.373	69-89	.775	41	158	199	6.4	70-1	29	56	4	23	453	14.6
2024-25	UNLV	33-8	770/23.3	126-326	.387	56-160	.350	30-41	.732	23	118	141	4.3	68-0	40	48	2	29	338	10.2
2025-26	VT	8-8	188/23.5	30-67	.448	11-27	.407	11-17	.647	6	18	24	3.0	14-0	7	11	1	5	82	10.3
TOTAL FOR VT		8-8	188/23.5	30-67	.448	11-27	.407	11-17	.647	6	18	24	3.0	14-0	7	11	1	5	82	10.3
TOTAL		72-47	1896/26.3	315-769	.410	133-364	.365	110-147	.748	70	294	364	5.1	152-1	76	115	7	57	873	12.1

1 TOBI LAWAL

SENIOR Forward | 6-8 | 215 | Sociology major
London, England | VCU



SEASON/CAREER BESTS

POINTS

Season 20, vs. CSU (11/3/25)
Career 23 (2x), last vs. Virginia (2/15/25)

REBOUNDS

Season 15, vs. Charlotte (11/16/25)
Career same

ASSISTS

Season 1 (3x), last vs. Charlotte (11/16/25)
Career 5, vs. Miami (1/4/25)

BLOCKS

Season 3, vs. Charlotte (11/16/25)
Career 3 (6x), last vs. CLT (11/16/25)

STEALS

Season 1 (2x), last vs. Bryant (11/19/25)
Career 2 (13x), last vs. Louisville (2/25/25)

MINUTES

Season 38:12, vs. Providence (11/8/25)
Career same

FIELD GOALS MADE

Season 7, vs. Bryant (11/19/25)
Career 8 (2x), last vs. Miami (1/4/25)

FIELD GOALS ATTEMPTED

Season 12, vs. Charlotte (11/16/25)
Career 13, at Georgia Tech (1/22/25)

3-PT. FIELD GOALS MADE

Season 1 (2x), last vs. Charlotte (11/16/25)
Career 3 (3x), last at Ga. Tech (1/22/25)

3-PT. FIELD GOALS ATTEMPTED

Season 5, vs. Charlotte (11/16/25)
Career 7 at Georgia Tech (1/22/25)

FREE THROWS MADE

Season 10, vs. CSU (11/3/25)
Career 9 (4x), last vs. Cal (3/11/25)

FREE THROWS ATTEMPTED

Season 12, vs. CSU (11/3/25)
Career 14, vs. Cal (3/11/25)

- The most athletic player Mike Young has ever coached.
- Averaged 7.7 points and 6.0 rebounds per game as a sophomore in 2023-24 at VCU, while shooting 66.7% from the hardwood.
- Has worked extensively in the offseason on expanding his range.
- Exceptional athlete with superior leaping ability; recorded a 49.5-inch vertical leap in 2023 pre-season combine testing at VCU.
- Started playing basketball just before he turned 16; Played soccer and ran track as a youth until he transitioned to basketball.
- From London, but supports Manchester United on the pitch.
- His faith in Jesus Christ is extremely important to him.
- Had 23 rebounds in the first two games, his best two-game stretch in that category in a VT uniform.
- 15 rebounds vs. Charlotte are a career high.
- Second in the ACC at 10.3 rebounds per game.

Last name pronounced: luh-WOWL

2025-26 GAME-BY-GAME STATS



2025-26 Virginia Tech Men's Basketball
Individual Game-by-Game
All games

Page 2/11
as of Nov 30, 2025

#1 LAWAL, Tobii

Opponent	Date	GS	MIN	Total		3-Pointers		Free throws		Rebounds				PF	A	TO	BLK	STL	PTS	AVG
				FG-FGA	PCT	3FG-3FGA	PCT	FT-FTA	PCT	OFF	DEF	TOT	AVG							
Charleston So.	11/03/2025	*	28:54	5-10	.500	0-2	.000	10-12	.833	4	8	12	12.0	2	0	1	2	0	20	20.0
vs Providence	11/08/2025	*	38:12	2-5	.400	0-2	.000	3-4	.750	2	11	13	12.5	4	1	0	2	0	7	13.5
Saint Joseph's	11/12/2025	*	26:58	5-9	.556	1-3	.333	0-0	.000	2	5	7	10.7	1	1	1	2	1	11	12.7
Charlotte	11/16/2025	*	36:41	5-12	.417	1-5	.200	7-7	1.000	6	9	15	11.8	1	1	0	3	0	18	14.0
Bryant	11/19/2025	*	34:49	7-10	.700	0-0	.000	4-8	.500	2	11	13	12.0	2	0	3	1	1	18	14.8
vs Colorado St.	11/26/2025	*	15:19	1-4	.250	0-1	.000	1-2	.500	0	2	2	10.3	3	0	1	0	0	3	12.8
Totals			6 180:53	25-50	.500	2-13	.154	25-33	.758	16	46	62	10.3	13	3	6	10	2	77	12.8

Player Averages

Games Played	Minutes/game	Points/game	FG Pct	3FG Pct	FT Pct	Rebounds/game	Assists/game	Turnovers/game	Assist/Turnover ratio	Steals/game	Blocks/game
6	30.1	12.8	50.0	15.4	75.8	10.3	0.5	1.0	0.5	0.3	1.7

PRODUCTION TRACKER

	This Season	Career
Scored 10+ Points	4	39
Scored 20+ Points	2	6
Led Tech in Scoring	2	11
Made multiple 3FGs	0	6
Led Tech in Rebounding	4	21
Had a Double-Double	3	13
Had Multiple Assists	0	9
Had Multiple Steals	0	13



CAREER STATS

SEASON	TEAM	GP-GS	MIN/AVG	Field Goals		3-Point		F-Throws		Rebounds				Scoring						
				FG-FGA	FG%	3FG-3FGA	3FG%	FT-FTA	FT%	OFF	DEF	TOT	AVG	PF-FO	A	TO	BLK	STL	PTS	AVG
2022-23	VCU	25-1	138/5.5	14-27	.519	0-0	.000	5-17	.294	14	14	28	1.1	27-1	3	12	7	4	33	1.3
2023-24	VCU	38-0	720/18.9	110-165	.667	3-7	.429	70-105	.667	82	145	227	6.0	102-3	11	49	34	25	293	7.7
2024-25	VT	30-30	792/26.4	128-229	.559	23-62	.371	93-145	.641	69	141	210	7.0	71-0	27	66	20	18	372	12.4
2025-26	VT	6-6	181/30.1	25-50	.500	2-13	.154	25-33	.758	16	46	62	10.3	13-0	3	6	10	2	77	12.8
TOTAL FOR VT		36-36	973/27.0	153-279	.548	25-75	.333	118-178	.663	85	187	272	7.6	84-0	30	72	30	20	449	12.5
TOTAL		99-37	1831/18.5	277-471	.588	28-82	.341	193-300	.643	181	346	527	5.3	213-4	44	133	71	49	775	7.8

2 JADEN SCHUTT

R-JUNIOR Guard | 6-5 | 205 | Communication major
Yorkville, Illinois | Duke



SEASON/CAREER BESTS

POINTS

Season 17, vs. Saint Mary's (11/27/25)
Career 20, vs. Syracuse (3/1/25)

REBOUNDS

Season 5, vs. St. Joe's (11/12/25)
Career 5 (5x), last at Clemson (3/8/25)

ASSISTS

Season 1 (3x), last vs. Saint Mary's (11/26/25)
Career 4 (2x), last vs. Miami (1/4/25)

BLOCKS

Season ---
Career 1 (4x), last vs. SMU (2/5/25)

STEALS

Season 2 (2x), last vs. Saint Mary's (11/27/25)
Career 2 (7x), last vs. Saint Mary's (11/27/25)

MINUTES

Season 25:17, vs. St. Joe's (11/12/25)
Career 35 (2x), last at Notre Dame (2/8/25)

FIELD GOALS MADE

Season 5 (2x), last vs. VCU (11/28/25)
Career 6 (4x), last vs. Syracuse (3/1/25)

FIELD GOALS ATTEMPTED

Season 10, vs. Saint Mary's (11/27/25)
Career 13, vs. SMU (2/5/25)

3-PT. FIELD GOALS MADE

Season 4 (3x), last vs. Saint Mary's (11/27/25)
Career 5 (2x), last vs. Vanderbilt (12/4/24)

3-PT. FIELD GOALS ATTEMPTED

Season 8 (2x), last vs. Saint Mary's (11/27/25)
Career 11, vs. Vanderbilt (12/4/24)

FREE THROWS MADE

Season 3, vs. Saint Mary's (11/27/25)
Career 7, at Florida State (1/29/25)

FREE THROWS ATTEMPTED

Season 3 (3x), last vs. VCU (11/28/25)
Career 8, at Florida State (1/29/25)

- A wing that will be looked upon to stretch defenses beyond the arc. *Last name pronounced: SHOOT*
- Has exceptional passing skills; will be a terrific connecting piece in Tech's offense.
- Rated as the No. 50 overall player in ESPN 100's rankings for the class of 2022.
- Ranked as the No. 9 player at his position (shooting guard) by ESPN.
- Named the 2022 Gatorade Player of the Year in Illinois.
- Picked Tech over DePaul, Dayton and Butler when transferring from Duke after his freshman year.
- **Recorded his first 10-point game of the season against Providence (10 points, 2-2 3FG).**
- **Came off the bench to score 12 on 4-7 3FG shooting vs. St. Joe's.**
- **Leads the team with 13 3-pointers this season.**
- "He's a good basketball player man, I love coaching him" - Mike Young on Schutt

2025-26 GAME-BY-GAME STATS



2025-26 Virginia Tech Men's Basketball
Individual Game-by-Game
All games

Page 3/11
as of Nov 30, 2025

#2 SCHUTT, Jaden

Opponent	Date	GS	MIN	FG-FGA	PCT	3FG-3FGA	PCT	FT-FTA	PCT	OFF	DEF	TOT	AVG	PF	A	TO	BLK	STL	PTS	AVG
Charleston So.	11/03/2025		24:40	2-7	.286	2-5	.400	0-0	.000	0	3	3	3.0	3	1	0	0	1	6	6.0
vs Providence	11/08/2025		14:53	4-6	.667	2-2	1.000	0-0	.000	0	0	0	1.5	3	0	1	0	1	10	8.0
Saint Joseph's	11/12/2025		25:17	4-7	.571	4-7	.571	0-0	.000	0	5	5	2.7	0	1	0	0	1	12	9.3
Charlotte	11/16/2025		22:11	4-9	.444	4-8	.500	0-0	.000	0	3	3	2.8	4	1	0	0	0	12	10.0
Bryant	11/19/2025		22:47	2-5	.400	1-4	.250	0-0	.000	0	0	0	2.2	3	0	1	0	2	5	9.0
vs Colorado St.	11/26/2025		22:58	1-7	.143	1-7	.143	2-3	.667	0	0	0	1.8	1	0	1	0	0	5	8.3
vs Saint Mary's (CA)	11/27/2025		24:12	5-10	.500	4-8	.500	3-3	1.000	0	0	0	1.6	3	1	0	0	2	17	9.6
vs VCU	11/28/2025		22:35	5-9	.556	3-7	.429	2-3	.667	0	1	1	1.5	4	0	1	0	0	15	10.3
Totals		0	179:33	27-60	.450	21-48	.438	7-9	.778	0	12	12	1.5	21	4	4	0	7	82	10.3

Player Averages

Games Played	Minutes/ game	Points/ game	FG Pct	3FG Pct	FT Pct	Rebounds/ game	Assists/ game	Turnovers/ game	Assist/Turnover ratio	Steals/ game	Blocks/ game
8	22.4	10.3	45.0	43.8	77.8	1.5	0.5	0.5	1.0	0.9	0.0

PRODUCTION TRACKER

	This Season	Career
Scored 10+ Points	5	17
Scored 20+ Points	0	1
Led Tech in Scoring	0	5
Made 3+ 3FGs	4	16
Led Tech in 3FGM	4	17
Shot over 40% from 3	6	20
Had Multiple Assists	0	18
Led Tech in Assists	0	5
Had Multiple Steals	2	7



CAREER STATS

				Field Goals		3-Point		F-Throws		Rebounds								Scoring		
SEASON	TEAM	GP-GS	MIN/AVG	FG-FGA	FG%	3FG-3FGA	3FG%	FT-FTA	FT%	OFF	DEF	TOT	AVG	PF-FO	A	TO	BLK	STL	PTS	AVG
2022-23	DU	14-0	96/6.8	10-28	.357	7-20	.350	2-4	.500	3	12	15	1.1	4-0	6	0	2	1	29	2.1
2024-25	VT	32-26	839/26.2	79-215	.367	57-160	.356	32-38	.842	6	82	88	2.8	66-1	47	35	2	20	247	7.7
2025-26	VT	8-0	180/22.4	27-60	.450	21-48	.438	7-9	.778	0	12	12	1.5	21-0	4	4	0	7	82	10.3
TOTAL FOR VT		40-26	1019/25.5	106-275	.385	78-208	.375	39-47	.830	6	94	100	2.5	87-1	51	39	2	27	329	8.2
TOTAL		54-26	1114/20.6	116-303	.383	85-228	.373	41-51	.804	9	106	115	2.1	91-1	57	39	4	28	358	6.6

3 BEN HAMMOND

SOPHOMORE Guard | 5-11 | 170 | Sports Media and Analytics major
Fairfax, Virginia | Paul VI



SEASON/CAREER BESTS

POINTS

Season 11 (2x), last vs. Bryant (11/19/25)
Career 21, vs. Syracuse (3/1/25)

REBOUNDS

Season 2 (2x), last vs. Saint Mary's (11/27/25)
Career 7, vs. Syracuse (3/1/25)

ASSISTS

Season 6 (3x), last vs. Saint Mary's (11/27/25)
Career 8, vs. Miami (1/4/25)

BLOCKS

Season ---
Career ---

STEALS

Season 3 (4x), last vs. VCU (11/28/25)
Career 5, vs. N.C. A&T (12/12/24)

MINUTES

Season 36:26, vs. Saint Mary's (11/27/25)
Career same

FIELD GOALS MADE

Season 4 (3x), last vs. Saint Mary's (11/27/25)
Career 6, vs. N.C. A&T (12/12/24)

FIELD GOALS ATTEMPTED

Season 11, vs. Saint Mary's (11/27/25)
Career same

3-PT. FIELD GOALS MADE

Season 1 (3x), last vs. Saint Mary's (11/27/25)
Career 3, vs. N.C. A&T (12/12/24)

3-PT. FIELD GOALS ATTEMPTED

Season 3 (3x), last vs. Saint Mary's (11/27/25)
Career 3 (8x), last vs. PC (11/8/25)

FREE THROWS MADE

Season 5, vs. Bryant (11/19/25)
Career 5 (3x), last vs. Bryant (11/19/25)

FREE THROWS ATTEMPTED

Season 6, vs. Bryant (11/19/25)
Career 7, vs. Syracuse (3/1/25)

CAREER STATS

- Previously signed with Rhode Island in fall 2023; reopened his recruitment on April 16, 2024 and chose the Hokies less than two weeks later.
- Point guard for Paul VI, which finished the 2023-24 season 35-3 and ranked No. 2 in the country by ESPN.
- Played for Team Takeover on the Nike EYBL circuit; joins former Tech star Erick Green, who led the nation in scoring in 2013, with ties to Paul VI and Team Takeover.
- Consensus three-star prospect and a top-10 player in Virginia.
- Chose the Hokies over Tennessee.
- David Jackson, the Hokies' strength and conditioning coach, calls him Mighty Mouse because despite his small stature, he is jacked and lightning quick.
- Father served in the army for 23 years and retired as a Lt. Colonel.
- Leads the ACC in assist to turnover ratio (4.86)**
- Started two games in the Battle 4 Atlantis against Saint Mary's and VCU.**

2025-26 GAME-BY-GAME STATS



2025-26 Virginia Tech Men's Basketball
Individual Game-by-Game
All games

Page 4/11
as of Nov 30, 2025

#3 HAMMOND, Ben

Opponent	Date	GS	MIN	Total		3-Pointers		Free throws		Rebounds			PF	A	TO	BLK	STL	PTS	AVG	
				FG-FGA	PCT	3FG-3FGA	PCT	FT-FTA	PCT	OFF	DEF	TOT								
Charleston So.	11/03/2025		23:35	3-8	.375	1-3	.333	2-4	.500	0	1	1	1.0	0	3	0	1	9	9.0	
vs Providence	11/08/2025		20:21	3-10	.300	0-3	.000	2-2	1.000	0	2	2	1.5	4	2	1	0	2	8.5	
Saint Joseph's	11/12/2025		22:21	4-8	.500	0-1	.000	3-3	1.000	0	1	1	1.3	0	6	0	0	3	11	9.3
Charlotte	11/16/2025		16:01	0-3	.000	0-0	.000	3-4	.750	0	0	0	1.0	0	3	1	0	1	3	7.8
Bryant	11/19/2025		20:12	3-7	.429	0-1	.000	5-6	.833	0	1	1	1.0	1	6	1	0	3	11	8.4
vs Colorado St.	11/26/2025		27:22	4-7	.571	1-2	.500	0-0	.000	0	1	1	1.0	3	3	0	0	1	9	8.5
vs Saint Mary's (CA)	11/27/2025	*	36:26	4-11	.364	1-3	.333	0-0	.000	0	2	2	1.1	2	6	0	0	3	9	8.6
vs VCU	11/28/2025	*	36:25	2-10	.200	0-0	.000	3-4	.750	0	0	0	1.0	1	5	4	0	3	7	8.4
Totals		2	202:43	23-64	.359	3-13	.231	18-23	.783	0	8	8	1.0	11	34	7	0	17	67	8.4

Player Averages

Games Played	Minutes/ game	Points/ game	FG Pct	3FG Pct	FT Pct	Rebounds/ game	Assists/ game	Turnovers/ game	Assist/Turnover ratio	Steals/ game	Blocks/ game
8	25.3	8.4	35.9	23.1	78.3	1.0	4.3	0.9	4.9	2.1	0.0

PRODUCTION TRACKER

	This Season	Career
Scored 10+ Points	2	7
Scored 20+ Points	0	0
Led Tech in Scoring	0	2
Made Multiple 3FGs	0	3
Had 5+ Assists	4	6
Led Tech in Assists	5	13
Shot over 50% from the field	2	16
Had Multiple Steals	4	13
Led Tech in Steals	4	15



				Field Goals		3-Point		F-Throws		Rebounds									Scoring	
SEASON	TEAM	GP-GS	MIN/AVG	FG-FGA	FG%	3FG-3FGA	3FG%	FT-FTA	FT%	OFF	DEF	TOT	AVG	PF-FO	A	TO	BLK	STL	PTS	AVG
2024-25	VT	29-17	565/19.5	54-129	.419	18-36	.500	35-47	.745	5	44	49	1.7	50-0	62	50	0	35	161	5.6
2025-26	VT	8-2	203/25.3	23-64	.359	3-13	.231	18-23	.783	0	8	8	1.0	11-0	34	7	0	17	67	8.4
TOTAL		37-19	768/20.8	77-193	.399	21-49	.429	53-70	.757	5	52	57	1.5	61-0	96	57	0	52	228	6.2

4 IZAIAH PASHA

SOPHOMORE Guard | 6-5 | 205 | Communication major
Harrisburg, Pa. | Delaware



SEASON/CAREER BESTS

POINTS

Season 6, vs. CSU (11/3/25)
Career 22, vs. NC A&T (1/9/25)

REBOUNDS

Season 2, vs. VCU (11/28/25)
Career 10, vs. Campbell (3/8/25)

ASSISTS

Season ---
Career 9 (3x), last vs. Campbell (3/8/25)

BLOCKS

Season ---
Career 3, vs. Campbell (3/8/25)

STEALS

Season 1 (3x), last vs. VCU (11/28/25)
Career 4, vs. Campbell (2/15/25)

MINUTES

Season 12:49, vs. VCU (11/28/25)
Career 39, vs. UNCW (3/11/25)

FIELD GOALS MADE

Season 3, vs. CSU (11/3/25)
Career 8 (3x), last vs. UNCW (3/11/25)

FIELD GOALS ATTEMPTED

Season 5, vs. VCU (11/28/25)
Career 15, vs. UNCW (3/11/25)

3-PT. FIELD GOALS MADE

Season ---
Career 2 (3x), last at Towson (2/13/25)

3-PT. FIELD GOALS ATTEMPTED

Season 1, vs. St. Joe's (11/12/25)
Career 5, at Towson (2/13/25)

FREE THROWS MADE

Season ---
Career 8, at NC State (1/9/25)

FREE THROWS ATTEMPTED

Season 2, vs. CSU (11/3/25)
Career 9, at NC State (1/9/25)

CAREER STATS

- One of three point guards Mike Young is blessed to have at his *Last name pronounced: pah-shah* diosposal this season. Will play point guard for the Hokies in addition to being off the ball.
- The 2025 CAA Rookie of the Year at Delaware after averaging 11.9 points, 4.2 rebounds and 3.9 assists. Shot 51.7% from the field.
- Started in 33 of Delaware's 34 games ... Shot 51.7% (152-294) from the field, 33.3% (19-57) from 3-point range and 76.9% (80-104) from the free-throw line ... Posted a team-best 132 assists for the season ... Scored in double figures 23 times and recorded 12 games with five-or-more assists.
- Guided the Blue Hens, the No. 12 seed, to the CAA title game, winning four straight before falling 76-72 to UNCW in the final
- Six-time CAA Rookie of the Week that led conference freshmen in points and assists
- Named to the CAA all-tournament team; in Delaware's five games, he accounted for 67 points on 24 of 52 (46%) shooting to go with 32 rebounds, 29 assists, just eight turnovers, five blocks and five steals — averages of 13.4 points, 6.4 rebounds and 5.8 assists per game

2025-26 GAME-BY-GAME STATS



2025-26 Virginia Tech Men's Basketball
Individual Game-by-Game
All games

Page 5/11
as of Nov 30, 2025

#4 PASHA, Izaiah

Opponent	Date	GS	MIN	Total		3-Pointers		Free throws		Rebounds		PF	A	TO	BLK	STL	PTS	AVG		
				FG-FGA	PCT	3FG-3FGA	PCT	FT-FTA	PCT	OFF	DEF								TOT	AVG
Charleston So.	11/03/2025		12:24	3-4	.750	0-0	.000	0-2	.000	0	0	0	0.0	0	0	2	0	6	6.0	
vs Providence	11/08/2025		02:51	0-1	.000	0-0	.000	0-0	.000	0	0	0	0.0	0	0	0	0	0	3.0	
Saint Joseph's	11/12/2025		09:52	1-4	.250	0-1	.000	0-0	.000	0	1	1	0.3	1	0	1	0	2	2.7	
Bryant	11/19/2025		02:17	0-0	.000	0-0	.000	0-0	.000	0	0	0	0.3	0	0	0	0	0	2.0	
vs Saint Mary's (CA)	11/27/2025		01:46	0-1	.000	0-0	.000	0-0	.000	0	0	0	0.2	0	0	0	0	0	1.6	
vs VCU	11/28/2025		12:49	2-5	.400	0-0	.000	0-0	.000	0	2	2	0.5	0	0	1	0	4	2.0	
Totals			0 41:59	6-15	.400	0-1	.000	0-2	.000	0	3	3	0.5	1	0	4	0	3	12	2.0

Player Averages

Games Played	Minutes/game	Points/game	FG Pct	3FG Pct	FT Pct	Rebounds/game	Assists/game	Turnovers/game	Assist/Turnover ratio	Steals/game	Blocks/game
6	7.0	2.0	40.0	0.0	0.0	0.5	0.0	0.7	0.0	0.5	0.0

PRODUCTION TRACKER

	This Season	Career
Scored 10+ Points	0	23
Scored 20+ Points	0	3
Led Tech in Scoring	0	0
Had 5+ Rebounds	0	12
Led Tech in Rebounding	0	0
Had a Double-Double	0	0
Had 3+ Steals	0	3
Had Multiple Blocks	0	5
Shot 50% from the field	1	25
Shot 40% from 3FG	0	13



SEASON	TEAM	GP-GS	MIN/AVG	Field Goals		3-Point		F-Throws		Rebounds				Scoring						
				FG-FGA	FG%	3FG-3FGA	3FG%	FT-FTA	FT%	OFF	DEF	TOT	AVG	PF-FO	A	TO	BLK	STL	PTS	AVG
2024-25	UD	34-33	1012/29.8	152-294	.517	19-57	.333	80-104	.769	27	115	142	4.2	75-1	132	90	20	28	403	11.9
2025-26	VT	6-0	42/7.0	6-15	.400	0-1	.000	0-2	.000	0	3	3	0.5	1-0	0	4	0	3	12	2.0
TOTAL FOR VT		6-0	42/7.0	6-15	.400	0-1	.000	0-2	.000	0	3	3	0.5	1-0	0	4	0	3	12	2.0
TOTAL		40-33	1054/26.3	158-309	.511	19-58	.328	80-106	.755	27	118	145	3.6	76-1	132	94	20	31	415	10.4

5 SIN'CERE JONES

FRESHMAN Forward | 6-7 | 230 | Has not declared a major of study
Portsmouth, Va. | Churchland



SEASON/CAREER BESTS

POINTS

Season ---
Career same

REBOUNDS

Season 4, vs. St. Joe's (11/12/25)
Career same

ASSISTS

Season ---
Career same

BLOCKS

Season ---
Career same

STEALS

Season ---
Career same

MINUTES

Season 8:22, vs. St. Joe's (11/12/25)
Career same

FIELD GOALS MADE

Season ---
Career same

FIELD GOALS ATTEMPTED

Season 3, vs. St. Joe's (11/12/25)
Career same

3-PT. FIELD GOALS MADE

Season ---
Career same

3-PT. FIELD GOALS ATTEMPTED

Season 2, vs. St. Joe's (11/12/25)
Career same

FREE THROWS MADE

Season ---
Career same

FREE THROWS ATTEMPTED

Season ---
Career same

CAREER STATS

- Four-year letterwinner at Churchland High School where he was coached by Mike Holland
- First-team all-state selection as a junior and senior after guiding Churchland to the Class 4A state quarterfinals in back-to-back seasons
- Averaged 20 points, 11 rebounds and four blocks per game as a junior
- Consensus three-star recruit
- Rated the 145th-best prospect in the 2025 class on 247Sports
- Recognized as the eighth-best player in the Commonwealth of Virginia and the 28th-best at his position nationally, according to 247Sports
- Chose Tech over VCU, Old Dominion, Mississippi State and Wake Forest.
- **Made his debut on opening night, grabbing one rebound vs. Charleston Southern**

First name pronounced: sincere

2025-26 GAME-BY-GAME STATS



2025-26 Virginia Tech Men's Basketball
Individual Game-by-Game
All games

Page 6/11
as of Nov 30, 2025

#5 JONES, Sin'Cere

Opponent	Date	GS	MIN	Total		3-Pointers		Free throws		Rebounds				PF	A	TO	BLK	STL	PTS	AVG
				FG-FGA	PCT	3FG-3FGA	PCT	FT-FTA	PCT	OFF	DEF	TOT	AVG							
Charleston So.	11/03/2025		02:47	0-0	.000	0-0	.000	0-0	.000	0	1	1	1.0	0	0	0	0	0	0	0.0
Saint Joseph's	11/12/2025		08:22	0-3	.000	0-2	.000	0-0	.000	2	2	4	2.5	3	0	1	0	0	0	0.0
vs VCU	11/28/2025		01:42	0-0	.000	0-0	.000	0-0	.000	0	0	0	1.7	2	0	0	0	0	0	0.0
Totals		0	12:51	0-3	.000	0-2	.000	0-0	.000	2	3	5	1.7	5	0	1	0	0	0	0.0

Player Averages

Games Played	Minutes/game	Points/game	FG Pct	3FG Pct	FT Pct	Rebounds/game	Assists/game	Turnovers/game	Assist/Turnover ratio	Steals/game	Blocks/game
3	4.3	0.0	0.0	0.0	0.0	1.7	0.0	0.3		0.0	0.0

PRODUCTION TRACKER

	This Season	Career
Scored 10+ Points	0	0
Scored 20+ Points	0	0
Led Tech in Scoring	0	0
Made multiple 3FGs	0	0
Led Tech in Rebounding	0	0
Had a Double-Double	0	0
Had Multiple Assists	0	0
Had Multiple Steals	0	0
Had Multiple Dunks	0	0



				Field Goals		3-Point		F-Throws		Rebounds				Scoring						
SEASON	TEAM	GP-GS	MIN/AVG	FG-FGA	FG%	3FG-3FGA	3FG%	FT-FTA	FT%	OFF	DEF	TOT	AVG	PF-FO	A	TO	BLK	STL	PTS	AVG
2025-26	VT	3-0	13/4.3	0-3	.000	0-2	.000	0-0	.000	2	3	5	1.7	5-0	0	1	0	0	0	0.0
TOTAL		3-0	13/4.3	0-3	.000	0-2	.000	0-0	.000	2	3	5	1.7	5-0	0	1	0	0	0	0.0

7 BRETT FREEMAN

FRESHMAN Guard | 6-5 | 180 | Has not declared a major of study
Bronx, N.Y. | Ardrey Kell



SEASON/CAREER BESTS

POINTS

Season ---
Career ---

REBOUNDS

Season ---
Career ---

ASSISTS

Season ---
Career ---

BLOCKS

Season ---
Career ---

STEALS

Season ---
Career ---

MINUTES

Season ---
Career ---

FIELD GOALS MADE

Season ---
Career ---

FIELD GOALS ATTEMPTED

Season ---
Career ---

3-PT. FIELD GOALS MADE

Season ---
Career ---

3-PT. FIELD GOALS ATTEMPTED

Season ---
Career ---

FREE THROWS MADE

Season ---
Career ---

FREE THROWS ATTEMPTED

Season ---
Career ---

CAREER STATS

- Had a standout senior season, earning conference player of the year and all-district honors, while setting his school's single-season scoring record with 604 points
- Averaged 24.2 points per game, including a remarkable 49-point outing in December against The Rock School – one of two 40-point performances on the year
- Consistently showcased elite scoring ability, tallying 20-or-more points in 18 of his team's first 26 games
- Named one of 10 finalists for the North Carolina Mr. Basketball award

2025-26 GAME-BY-GAME STATS

PRODUCTION TRACKER

	This Season	Career
Scored 10+ Points	0	0
Scored 20+ Points	0	0
Led Tech in Scoring	0	0
Made multiple 3FGs	0	0
Led Tech in Rebounding	0	0
Had a Double-Double	0	0
Had Multiple Assists	0	0
Had Multiple Steals	0	0
Had Multiple Dunks	0	0



10 TYLER JOHNSON

SOPHOMORE Guard | 6-5 | 215 | Sports Media and Analytics major
Orlando, Florida | Oak Ridge



SEASON/CAREER BESTS

POINTS

Season 16, vs. VCU (11/28/25)
Career 16 (2x), last vs. VCU (11/28/25)

REBOUNDS

Season 12, vs. Colorado State (11/26/25)
Career 12 (2x), last vs. Col. State (11/26/25)

ASSISTS

Season 5, vs. Charleston Southern (11/3/25)
Career 5 (2x), last vs. Charleston Southern (11/3/25)

BLOCKS

Season 2, vs. Colorado State (11/26/25)
Career same

STEALS

Season 3 (2x), last vs. St. Joe's (11/12/25)
Career 4, vs. North Carolina (3/4/25)

MINUTES

Season 36:46, vs. Providence (11/8/25)
Career same

FIELD GOALS MADE

Season 5 (2x), last vs. VCU (11/28/25)
Career 5 (5x), last vs. VCU (11/28/25)

FIELD GOALS ATTEMPTED

Season 8 (2x), last vs. VCU (11/28/25)
Career 9, at Boston College (2/18/25)

3-PT. FIELD GOALS MADE

Season 2 (2x), last vs. VCU (11/28/25)
Career 2 (4x), last vs. VCU (11/28/25)

3-PT. FIELD GOALS ATTEMPTED

Season 4, vs. Saint Mary's (11/27/25)
Career 4 (2x), last at Notre Dame (2/8/25)

FREE THROWS MADE

Season 4 (2x), last vs. VCU (11/28/25)
Career 6, vs. USC Upstate (11/8/24)

FREE THROWS ATTEMPTED

Season 6, vs. VCU (11/28/25)
Career 7 (2x), last at Florida State (1/29/25)

- Averaged 6.7 points and 4.8 rebounds on 45.2% shooting his freshman season
- Played in all 32 games, drawing 28 starts as a true freshman
- Recorded one double-double, becoming the first Tech true freshman to produce a double-double since 2015 (Justin Bibbs)
- Mike Young called him a “hard-rocking man” who plays hard and is a “fierce offensive rebounder.”
- Consensus three-star recruit.
- Rated the 189th-best prospect in the 2024 class on 247Sports.
- Recognized as the 17th-best player in the state of Florida and the 36th best at his position nationally, according to 247Sports.
- Chose Tech over FAU, Texas State and Hofstra.
- “Don't want to have him off the floor. Everybody has a glue guy. Talk about glue guys, may not be the best at this, may not be the best at that, but I can tell you one thing - he effects winning. His hustle, his toughness, his rebounding, his athleticism at the rim in transition. He's a good one and I'm thrilled to coach him.” - Mike Young after Tech's 94-59 victory over St. Joe's.
- Had a +20 plus/minus against Charlotte Sunday night

2025-26 GAME-BY-GAME STATS



2025-26 Virginia Tech Men's Basketball
Individual Game-by-Game
All games

Page 7/11
as of Nov 30, 2025

#10 JOHNSON, Tyler

Opponent	Date	GS	MIN	Total		3-Pointers		Free throws		Rebounds			PF	A	TO	BLK	STL	PTS	AVG	
				FG-FGA	PCT	3FG-3FGA	PCT	FT-FTA	PCT	OFF	DEF	TOT								
Charleston So.	11/03/2025	*	24:29	4-5	.800	1-2	.500	0-0	.000	3	3	6	6.0	4	5	1	0	9	9.0	
vs Providence	11/08/2025	*	36:46	4-7	.571	1-3	.333	3-5	.600	1	3	4	5.0	2	3	0	0	3	12	10.5
Saint Joseph's	11/12/2025	*	27:08	5-8	.625	1-2	.500	0-0	.000	1	3	4	4.7	1	1	0	1	3	11	10.7
Charlotte	11/16/2025	*	28:04	1-6	.167	0-3	.000	4-5	.800	2	6	8	5.5	5	2	1	1	1	6	9.5
Bryant	11/19/2025	*	34:47	4-5	.800	2-3	.667	0-1	.000	2	7	9	6.2	2	2	1	0	0	10	9.6
vs Colorado St.	11/26/2025	*	33:59	3-7	.429	1-2	.500	2-2	1.000	3	9	12	7.2	1	1	0	2	2	9	9.5
vs Saint Mary's (CA)	11/27/2025	*	24:06	2-5	.400	1-4	.250	0-0	.000	1	4	5	6.9	5	0	3	0	1	5	8.9
vs VCU	11/28/2025	*	33:00	5-8	.625	2-3	.667	4-6	.667	1	2	3	6.4	3	1	1	1	2	16	9.8
Totals		8	242:19	28-51	.549	9-22	.409	13-19	.684	14	37	51	6.4	23	15	7	5	12	78	9.8

Player Averages

Games Played	Minutes/ game	Points/ game	FG Pct	3FG Pct	FT Pct	Rebounds/ game	Assists/ game	Turnovers/ game	Assist/Turnover ratio	Steals/ game	Blocks/ game
8	30.3	9.8	54.9	40.9	68.4	6.4	1.9	0.9	2.1	1.5	0.6

PRODUCTION TRACKER

	This Season	Career
Scored 10+ Points	3	8
Scored 20+ Points	0	0
Led Tech in Scoring	1	2
Had 10+ Rebounds	1	4
Led Tech in Rebounding	1	4
Had a Double-Double	0	1
Shot over 50% from the field	5	23
Made 3+ 3FGs	0	0
Shot 5+ Free Throws	2	6



CAREER STATS

SEASON	TEAM	GP-GS	MIN/AVG	FG-FGA	FG%	3FG-3FGA	3FG%	FT-FTA	FT%	OFF	DEF	TOT	AVG	PF-FO	A	TO	BLK	STL	PTS	AVG
2024-25	VT	32-28	815/25.5	76-168	.452	16-46	.348	45-61	.738	51	104	155	4.8	77-1	33	45	6	25	213	6.7
2025-26	VT	8-8	242/30.3	28-51	.549	9-22	.409	13-19	.684	14	37	51	6.4	23-2	15	7	5	12	78	9.8
TOTAL		40-36	1057/26.4	104-219	.475	25-68	.368	58-80	.725	65	141	206	5.2	100-3	48	52	11	37	291	7.3

13 AMANI HANSBERRY

JUNIOR Forward | 6-8 | 240 | Sociology major
Silver Spring, Md. | Illinois/West Virginia



SEASON/CAREER BESTS

POINTS

Season 19 (2x), last vs. St. Joe's (11/12/25)
Career 19 (3x), last vs. St. Joe's (11/12/25)

REBOUNDS

Season 13, vs. Charleston Southern (11/3/25)
Career 13 (2x), last vs. CSU (11/3/25)

ASSISTS

Season 3 (5x), last vs. Saint Mary's (11/27/25)
Career 4 (4x), last at Baylor (2/15/25)

BLOCKS

Season 2 (2x), last vs. VCU (11/28/25)
Career 2 (4x), last vs. VCU (11/28/25)

STEALS

Season 2 (4x), last vs. VCU (11/28/25)
Career 3, vs. Arizona St. (1/21/25)

MINUTES

Season 39:01, vs. Providence (11/8/25)
Career same

FIELD GOALS MADE

Season 8, vs. Charleston Southern (11/3/25)
Career 8 (2x), last vs. CSU (11/3/25)

FIELD GOALS ATTEMPTED

Season 16, vs. Charleston Southern (11/3/25)
Career 16 (2x), last vs. CSU (11/3/25)

3-PT. FIELD GOALS MADE

Season 3, vs. Charleston Southern (11/3/25)
Career 4, vs. Iowa State (1/28/25)

3-PT. FIELD GOALS ATTEMPTED

Season 9, vs. Charleston Southern (11/3/25)
Career same

FREE THROWS MADE

Season 6 (3x), last vs. Saint Mary's (11/27/25)
Career 7, vs. Iowa State (11/28/24)

FREE THROWS ATTEMPTED

Season 8, vs. Saint Mary's (11/27/25)
Career 8 (2x), last vs. Saint Mary's (11/27/25)

CAREER STATS

				Field Goals		3-Point		F-Throws		Rebounds				Scoring						
SEASON	TEAM	GP-GS	MIN/AVG	FG-FGA	FG%	3FG-3FGA	3FG%	FT-FTA	FT%	OFF	DEF	TOT	AVG	PF-FO	A	TO	BLK	STL	PTS	AVG
2023-24	Illini	19-0	141/7.4	19-42	.452	4-13	.308	4-6	.667	11	29	40	2.1	22-0	6	2	3	4	46	2.4
2024-25	WVU	31-24	733/23.6	114-266	.429	35-120	.292	42-56	.750	68	132	200	6.5	65-2	44	45	12	22	305	9.8
2025-26	VT	7-7	206/29.5	36-84	.429	7-30	.233	29-35	.829	23	28	51	7.3	21-1	18	10	7	9	108	15.4
TOTAL FOR VT		7-7	206/29.5	36-84	.429	7-30	.233	29-35	.829	23	28	51	7.3	21-1	18	10	7	9	108	15.4
TOTAL		57-31	1080/19.0	169-392	.431	46-163	.282	75-97	.773	102	189	291	5.1	108-3	68	57	22	35	459	8.1

- Has worked with Associate Head Coach Chester Frazier at each of his collegiate stops at Illinois and West Virginia prior to moving to Blacksburg
- Played in 31 games with 24 starts in 2024-25 at West Virginia. Averaged 9.8 points and 6.5 rebounds
- At Illinois he featured on the squad that reached the Elite Eight and fell to eventual champion UConn. Against the Huskies he recorded eight points.
- Is the first VT player since Dennis Mimms (2001-02) to begin the season with consecutive double-doubles. He's averaged 18.0 points and 12.0 rebounds through the first week of action
- One of two ACC athletes to record two double-doubles in the opening week of the season

First name pronounced: uh-mani

2025-26 GAME-BY-GAME STATS



2025-26 Virginia Tech Men's Basketball
Individual Game-by-Game
All games

Page 8/11
as of Nov 30, 2025

#13 HANSBERRY, Amani

Opponent	Date	GS	MIN	Total		3-Pointers		Free throws		Rebounds		PF	A	TO	BLK	STL	PTS	AVG			
				FG-FGA	PCT	3FG-3FGA	PCT	FT-FTA	PCT	OFF	DEF										
Charleston So.	11/03/2025	*	20:49	8-16	.500	3-9	.333	0-0	.000	3	10	13	13.0	3	1	2	1	19	19.0		
vs Providence	11/08/2025	*	39:01	6-15	.400	1-5	.200	4-5	.800	5	6	11	12.0	4	3	2	2	17	18.0		
Saint Joseph's	11/12/2025	*	22:58	7-13	.538	1-4	.250	4-6	.667	2	2	4	9.3	0	3	0	0	2	19	18.3	
Charlotte	11/16/2025	*	24:39	1-7	.143	1-3	.333	6-6	1.000	4	1	5	8.3	5	3	1	1	0	9	16.0	
vs Colorado St.	11/26/2025	*	30:04	2-8	.250	0-2	.000	6-6	1.000	2	2	4	7.4	2	3	1	0	0	10	14.8	
vs Saint Mary's (CA)	11/27/2025	*	36:44	6-15	.400	0-6	.000	6-8	.750	6	4	10	7.8	4	3	0	1	2	18	15.3	
vs VCU	11/28/2025	*	31:54	6-10	.600	1-1	1.000	3-4	.750	1	3	4	7.3	3	2	4	2	2	16	15.4	
Totals			7	206:09	36-84	.429	7-30	.233	29-35	.829	23	28	51	7.3	21	18	10	7	9	108	15.4

Player Averages

Games Played	Minutes/ game	Points/ game	FG Pct	3FG Pct	FT Pct	Rebounds/ game	Assists/ game	Turnovers/ game	Assist/Turnover ratio	Steals/ game	Blocks/ game
7	29.5	15.4	42.9	23.3	82.9	7.3	2.6	1.4	1.8	1.3	1.0

PRODUCTION TRACKER

	This Season	Career
Scored 10+ Points	5	18
Scored 20+ Points	-	0
Led Tech in Scoring	3	3
Had 10+ Rebounds	3	10
Led Tech in Rebounding	2	2
Had a Double-Double	3	7
Had Multiple Blocks	1	3
Made Multiple 3FGs	1	13
Shot 50% from the field	3	21
Shot 40% on 3FGs	-	13



17 NEOKLIS AVDALAS

FRESHMAN Forward | 6-9 | 215 | Has not declared a major of study
Kalamata, Greece



SEASON/CAREER BESTS

POINTS

Season 33, vs. Providence (11/8/25)
Career same

REBOUNDS

Season 5 (2x), last vs. SJU (11/12/25)
Career same

ASSISTS

Season 9, vs. CSU (11/3/25)
Career same

BLOCKS

Season 2 (2x), last vs. St. Joes (11/12/25)
Career same

STEALS

Season 1 (4x), last vs. VCU (11/28/25)
Career same

MINUTES

Season 34:14, vs. Providence (11/8/25)
Career same

FIELD GOALS MADE

Season 13, vs. Providence (11/8/25)
Career same

FIELD GOALS ATTEMPTED

Season 23, vs. Providence (11/8/25)
Career same

3-PT. FIELD GOALS MADE

Season 5, vs. Providence (11/8/25)
Career same

3-PT. FIELD GOALS ATTEMPTED

Season 8, vs. Providence (11/8/25)
Career same

FREE THROWS MADE

Season 6 (2x), last vs. Saint Mary's (11/27/25)
Career same

FREE THROWS ATTEMPTED

Season 7, vs. Saint Mary's (11/27/25)
Career same

CAREER STATS

- Goal is to be a lottery pick in the 2026 NBA Draft.
- The most talented basketball player Mike Young has ever coached.
- Ranked as the No. 2 international newcomer in the 2025 class by 247Sports
- Represented Greece in the FIBA U20 EuroBasket in Heraklion, Greece
- Spent two seasons competing in Greece's top-tier HEBA A1 league, first with AS Karditsas in 2023-24, and 2024-25 with Peristeri BC
- Dropped the first 30-5-5 stat line for a VT athlete since Keve Aluma in 2021 in the win over PC.
- Became the first VT freshman to record 30 or more points since Landers Nolley in 2019.
- Hit five triples against the Friars.
- Owns the first 30-point game by an ACC athlete this season.
- Was honored by the ACC as the Co-Rookie and Co-Player of the Week along with Caleb Wilson of UNC (Nov. 10).

2025-26 GAME-BY-GAME STATS



2025-26 Virginia Tech Men's Basketball
Individual Game-by-Game
All games

Page 9/11
as of Nov 30, 2025

#17 AVDALAS, Neoklis

Opponent	Date	GS	MIN	Total		3-Pointers		Free throws		Rebounds		PF	A	TO	BLK	STL	PTS	AVG
				FG-FGA	PCT	3FG-3FGA	PCT	FT-FTA	PCT	OFF	DEF							
Charleston So.	11/03/2025	*	28:44	3-13	.231	1-6	.167	1-3	.333	0	3	3	3	0	1	9	1	8 8.0
vs Providence	11/08/2025	*	34:14	13-23	.565	5-8	.625	2-4	.500	0	5	5	4	0	2	6	2	33 20.5
Saint Joseph's	11/12/2025	*	24:40	6-12	.500	2-5	.400	0-1	.000	0	5	5	4	0	7	1	2	14 18.3
Charlotte	11/16/2025	*	28:57	2-7	.286	0-2	.000	6-6	1.000	0	1	1	3	5	3	2	0	10 16.3
Bryant	11/19/2025	*	27:55	4-11	.364	1-5	.200	2-4	.500	1	2	3	3	4	0	5	1	11 15.2
vs Colorado St.	11/26/2025	*	31:39	5-9	.556	3-6	.500	0-0	.000	0	2	2	3	2	0	2	3	13 14.8
vs Saint Mary's (CA)	11/27/2025	*	33:28	3-10	.300	1-5	.200	6-7	.857	1	3	4	3	3	1	1	5	13 14.6
vs VCU	11/28/2025	*	30:54	3-6	.500	1-3	.333	1-4	.250	0	3	3	3	3	3	5	1	8 13.8
Totals			8 240:30	39-91	.429	14-40	.350	18-29	.621	2	24	26	3	3	10	37	14	6 4 110 13.8

Player Averages

Games Played	Minutes/ game	Points/ game	FG Pct	3FG Pct	FT Pct	Rebounds/ game	Assists/ game	Turnovers/ game	Assist/Turnover ratio	Steals/ game	Blocks/ game
8	30.1	13.8	42.9	35.0	62.1	3.3	4.6	1.8	2.6	0.5	0.8

PRODUCTION TRACKER

	This Season	Career
Scored 10+ Points	6	same
Scored 20+ Points	1	same
Scored 30+ Points	1	same
Led Tech in Scoring	1	same
Made multiple 3FGs	3	same
Led Tech in Rebounding	-	same
Had a Double-Double	-	same
Had 5+ Assists	5	same
Had Multiple Steals	-	same
Had Multiple Blocks	2	same



				Field Goals		3-Point		F-Throws		Rebounds				Scoring						
SEASON	TEAM	GP-GS	MIN/AVG	FG-FGA	FG%	3FG-3FGA	3FG%	FT-FTA	FT%	OFF	DEF	TOT	AVG	PF-FO	A	TO	BLK	STL	PTS	AVG
2025-26	VT	8-8	241/30.1	39-91	.429	14-40	.350	18-29	.621	2	24	26	3.3	10-0	37	14	6	4	110	13.8
TOTAL		8-8	241/30.1	39-91	.429	14-40	.350	18-29	.621	2	24	26	3.3	10-0	37	14	6	4	110	13.8

22 SOLOMON DAVIS

FRESHMAN Center | 6-11 | 225 | Has not declared a major of study
Hyattsville, Md. | DeMatha Catholic



SEASON/CAREER BESTS

POINTS

Season ---
Career ---

REBOUNDS

Season ---
Career ---

ASSISTS

Season ---
Career ---

BLOCKS

Season ---
Career ---

STEALS

Season ---
Career ---

MINUTES

Season ---
Career ---

FIELD GOALS MADE

Season ---
Career ---

FIELD GOALS ATTEMPTED

Season ---
Career ---

3-PT. FIELD GOALS MADE

Season ---
Career ---

3-PT. FIELD GOALS ATTEMPTED

Season ---
Career ---

FREE THROWS MADE

Season ---
Career ---

FREE THROWS ATTEMPTED

Season ---
Career ---

CAREER STATS

- Played one season at DeMatha Catholic in Maryland
- Competed for Virginia Elite on the AAU circuit
- **Has put on 30 pounds since enrolling in the summer.** Strength coach David Jackson says it was the fastest he has had a freshman put on that much weight, praising his work ethic and dedication in the gym.

2025-26 GAME-BY-GAME STATS

PRODUCTION TRACKER

	This Season	Career
Scored 10+ Points	0	0
Scored 20+ Points	0	0
Led Tech in Scoring	0	0
Made multiple 3FGs	0	0
Led Tech in Rebounding	0	0
Had a Double-Double	0	0
Had Multiple Assists	0	0
Had Multiple Steals	0	0
Had Multiple Dunks	0	0



32 CHRISTIAN GURDAK

FRESHMAN Center | 6-10 | 260 | Communication major
Charles Town, W. Va. | Gonzaga College



SEASON/CAREER BESTS

POINTS

Season 15, vs. Bryant (11/19/25)
Career same

REBOUNDS

Season 8, vs. Bryant (11/19/25)
Career same

ASSISTS

Season 1, vs. Bryant (11/19/25)
Career same

BLOCKS

Season 1, vs. CSU (11/3/25)
Career same

STEALS

Season 1, vs. CSU (11/3/25)
Career same

MINUTES

Season 26:49, vs. Bryant (11/19/25)
Career same

FIELD GOALS MADE

Season 7, vs. Bryant (11/19/25)
Career same

FIELD GOALS ATTEMPTED

Season 9, vs. Bryant (11/19/25)
Career same

3-PT. FIELD GOALS MADE

Season ---
Career same

3-PT. FIELD GOALS ATTEMPTED

Season ---
Career same

FREE THROWS MADE

Season 4, vs. CSU (11/3/25)
Career same

FREE THROWS ATTEMPTED

Season 4, vs. CSU (11/3/25)
Career same

- Guided Gonzaga, coached by Steve Turner, to the WCAC title game as a senior
- All-WCAC first-team selection in 2024-25
- Played his first two seasons at Paul VI where he was teammates with current Hokie Ben Hammond
- All-WCAC honorable mention as a freshman and a second-team honoree as a junior
- Member of the GEICO National Championship all-tournament team as a sophomore
- Coached by Jamill Jones and Antoine Gaither while playing on the EYBL circuit with Team Takeover
- Competed five years with Team Takeover, advancing to the Final Four of the 17u Peach Jam in 2024 and winning the 16u Peach Jam in 2022
- Second-team All-Peach Jam selection in 2024
- Consensus four-star recruit
- Rated the 114th-best prospect in the 2025 class on 247Sports
- Recognized as the 17th-best player at his position nationally, according to 247Sports
- Chose Tech over Notre Dame, Penn State, Clemson, Louisville and Butler
- Made his career debut in the season opener, scoring eight points**

2025-26 GAME-BY-GAME STATS



2025-26 Virginia Tech Men's Basketball
Individual Game-by-Game
All games

Page 10/11
as of Nov 30, 2025

#32 GURDAK, Christian

Opponent	Date	GS	MIN	Total			3-Pointers			Free throws			Rebounds				PF				A TO BLK STL PTS AVG			
				FG	FGA	PCT	3FG	3FGA	PCT	FT	FTA	PCT	OFF	DEF	TOT	AVG	A	TO	BLK	STL	PTS	AVG		
Charleston So.	11/03/2025		15:37	2-3	.667		0-0	.000	4-4	1.000		2	3	5	5.0	0	0	0	1	1	8	8.0		
vs Providence	11/08/2025		03:36	1-1	1.000		0-0	.000	0-0	.000		0	0	0	2.5	1	0	0	0	2	5.0			
Saint Joseph's	11/12/2025		02:38	1-1	1.000		0-0	.000	0-0	.000		1	0	1	2.0	0	0	0	0	2	4.0			
Bryant	11/19/2025		26:49	7-9	.778		0-0	.000	1-1	1.000		5	3	8	3.5	4	1	0	0	15	6.8			
vs Colorado St.	11/26/2025		09:56	0-0	.000		0-0	.000	0-0	.000		0	2	2	3.2	1	0	1	0	0	5.4			
vs Saint Mary's (CA)	11/27/2025		09:35	0-4	.000		0-0	.000	0-0	.000		5	0	5	3.5	1	0	0	0	0	4.5			
vs VCU	11/28/2025		02:05	0-2	.000		0-0	.000	0-2	.000		1	0	1	3.1	0	0	0	0	0	3.9			
Totals		0	70:16	11-20	.550		0-0	.000	5-7	.714	14	8	22	3.1	7	1	1	1	1	27	3.9			

Player Averages

Games Played	Minutes/ game	Points/ game	FG Pct	3FG Pct	FT Pct	Rebounds/ game	Assists/ game	Turnovers/ game	Assist/Turnover ratio	Steals/ game	Blocks/ game
7	10.0	3.9	55.0	0.0	71.4	3.1	0.1	0.1	1.0	0.1	0.1

PRODUCTION TRACKER

	This Season	Career
Scored 10+ Points	1	same
Scored 20+ Points	-	same
Led Tech in Scoring	-	same
Made multiple 3FGs	-	same
Had 5+ Rebounds	2	same
Led Tech in Rebounding	-	same
Had a Double-Double	-	same
Had Multiple Assists	-	same
Had Multiple Dunks	-	same



CAREER STATS

				Field Goals		3-Point		F-Throws		Rebounds								Scoring		
SEASON	TEAM	GP-GS	MIN/AVG	FG-FGA	FG%	3FG-3FGA	3FG%	FT-FTA	FT%	OFF	DEF	TOT	AVG	PF-FO	A	TO	BLK	STL	PTS	AVG
2025-26	VT	7-0	70/10.0	11-20	.550	0-0	.000	5-7	.714	14	8	22	3.1	7-0	1	1	1	1	27	3.9
TOTAL		7-0	70/10.0	11-20	.550	0-0	.000	5-7	.714	14	8	22	3.1	7-0	1	1	1	1	27	3.9

77 ANTONIO DORN

FRESHMAN Center | 7-0 | 230 | Has not declared a major of study
Germany



SEASON/CAREER BESTS

POINTS

Season 5 (2x), last vs. Bryant (11/19/25)
Career same

REBOUNDS

Season 5, vs. VCU (11/28/25)
Career same

ASSISTS

Season 2, vs. Charlotte (11/16/25)
Career same

BLOCKS

Season 1 (2x), last vs. VCU (11/28/25)
Career same

STEALS

Season 1 (2x), last vs. VCU (11/28/25)
Career same

MINUTES

Season 13:33, vs. Charlotte (11/16/25)
Career same

FIELD GOALS MADE

Season 2 (3x), last vs. Bryant (11/19/25)
Career same

FIELD GOALS ATTEMPTED

Season 4 (2x), last vs. Bryant (11/19/25)
Career same

3-PT. FIELD GOALS MADE

Season ---
Career ---

3-PT. FIELD GOALS ATTEMPTED

Season ---
Career ---

FREE THROWS MADE

Season 1 (2x), last vs. Bryant (11/19/25)
Career same

FREE THROWS ATTEMPTED

Season 2 (3x), last vs. Bryant (11/19/25)
Career same

CAREER STATS

- Joins the Hokies after two seasons with Bozic Estriche Knights Kirchheim in Germany's second division
- Averaged 9.5 points and 4.6 rebounds per game in 2024-25
- Produced double-figure scoring in 16 games in Germany's ProA league in 2024-25, which included a 16-point, 15-rebound double-double in February
- Erupted for 22 points, two shy of his season high, on April 26 against Dresden
- Previously played for Ratiopharm Ulm and won the Basketball Bundesliga, the nation's top-flight league
- Also competed for Germany at the 2023 FIBA U20 European Championship
- **Made his career debut at Mohegan Sun in the win over Providence.**
- **Scored his first career points vs. St. Joe's.**
- **Made his first career start against Bryant, scoring five points.**

2025-26 GAME-BY-GAME STATS



2025-26 Virginia Tech Men's Basketball
Individual Game-by-Game
All games

Page 11/11
as of Nov 30, 2025

#77 DORN, Antonio

Opponent	Date	GS	MIN	Total		3-Pointers		Free throws		Rebounds			PF	A	TO	BLK	STL	PTS	AVG	
				FG-FGA	PCT	3FG-3FGA	PCT	FT-FTA	PCT	OFF	DEF	TOT								AVG
vs Providence	11/08/2025		02:15	0-0	.000	0-0	.000	0-0	.000	1	0	1	1.0	1	0	2	1	1	0	0.0
Saint Joseph's	11/12/2025		11:28	2-3	.667	0-0	.000	0-2	.000	2	1	3	2.0	1	0	0	0	4	2.0	
Charlotte	11/16/2025		13:33	2-4	.500	0-0	.000	1-2	.500	2	1	3	2.3	2	2	0	0	5	3.0	
Bryant	11/19/2025	*	13:11	2-4	.500	0-0	.000	1-2	.500	1	0	1	2.0	4	0	2	0	5	3.5	
vs Saint Mary's (CA)	11/27/2025		08:17	1-2	.500	0-0	.000	0-0	.000	0	0	0	1.6	2	0	0	0	2	3.2	
vs VCU	11/28/2025		11:19	1-1	1.000	0-0	.000	0-0	.000	2	3	5	2.2	1	1	0	1	2	3.0	
Totals		1	60:03	8-14	.571	0-0	.000	2-6	.333	8	5	13	2.2	11	4	4	2	18	3.0	

Player Averages

Games Played	Minutes/ game	Points/ game	FG Pct	3FG Pct	FT Pct	Rebounds/ game	Assists/ game	Turnovers/ game	Assist/Turnover ratio	Steals/ game	Blocks/ game
6	10.0	3.0	57.1	0.0	33.3	2.2	0.7	0.7	1.0	0.3	0.3

PRODUCTION TRACKER

	This Season	Career
Scored 10+ Points	-	same
Scored 20+ Points	-	same
Led Tech in Scoring	-	same
Made multiple 3FGs	-	same
Had 5+ Rebounds	-	same
Led Tech in Rebounding	-	same
Had a Double-Double	-	same
Had Multiple Assists	1	same
Had Multiple Dunks	-	same



				Field Goals		3-Point		F-Throws		Rebounds				Scoring						
SEASON	TEAM	GP-GS	MIN/AVG	FG-FGA	FG%	3FG-3FGA	3FG%	FT-FTA	FT%	OFF	DEF	TOT	AVG	PF-FO	A	TO	BLK	STL	PTS	AVG
2025-26	VT	6-1	60/10.0	8-14	.571	0-0	.000	2-6	.333	8	5	13	2.2	11-0	4	4	2	2	18	3.0
TOTAL		6-1	60/10.0	8-14	.571	0-0	.000	2-6	.333	8	5	13	2.2	11-0	4	4	2	2	18	3.0

COMBINED TEAM STATS



2025-26 Virginia Tech Men's Basketball Combined Team Statistics All games

Page 1/1
as of Nov 28, 2025

Game Records

Record	Overall	Home	Away	Neutral
ALL GAMES	6-2	4-0	0-0	2-2
CONFERENCE	0-0	0-0	0-0	0-0
NON-CONFERENCE	6-2	4-0	0-0	2-2

Score by Periods

Team	1st	2nd	OT	TOT
Virginia Tech	293	347	21	661
Opponents	269	307	15	591

Team Box Score

No.	Player	GP-GS	MIN	AVG	Total		3-Point		F-Throw		Rebounds				PF	DQ	A	TO	BLK	STL	PTS	AVG
					FG-FGA	FG%	3FG-3FGA	3FG%	FT-FTA	FT%	OFF	DEF	TOT	AVG								
13	HANSBERRY, Amani	7-7	206:09	29.5	36-84	.429	7-30	.233	29-35	.829	23	28	51	7.3	21	1	18	10	7	9	108	15.4
17	AVDALAS, Neoklis	8-8	240:30	30.1	39-91	.429	14-40	.350	18-29	.621	2	24	26	3.3	10	0	37	14	6	4	110	13.8
1	LAWAL, Tobi	6-6	180:53	30.1	25-50	.500	2-13	.154	25-33	.758	16	46	62	10.3	13	0	3	6	10	2	77	12.8
2	SCHUTT, Jaden	8-0	179:33	22.4	27-60	.450	21-48	.438	7-9	.778	0	12	12	1.5	21	0	4	4	0	7	82	10.3
0	BEDFORD, Jailen	8-8	187:44	23.5	30-67	.448	11-27	.407	11-17	.647	6	18	24	3.0	14	0	7	11	1	5	82	10.3
10	JOHNSON, Tyler	8-8	242:19	30.3	28-51	.549	9-22	.409	13-19	.684	14	37	51	6.4	23	2	15	7	5	12	78	9.8
3	HAMMOND, Ben	8-2	202:43	25.3	23-64	.359	3-13	.231	18-23	.783	0	8	8	1.0	11	0	34	7	0	17	67	8.4
32	GURDAK, Christian	7-0	70:16	10.0	11-20	.550	0-0	.000	5-7	.714	14	8	22	3.1	7	0	1	1	1	1	27	3.9
77	DORN, Antonio	6-1	60:03	10.0	8-14	.571	0-0	.000	2-6	.333	8	5	13	2.2	11	0	4	4	2	2	18	3.0
4	PASHA, Izaiah	6-0	41:59	7.0	6-15	.400	0-1	.000	0-2	.000	0	3	3	0.5	1	0	0	4	0	3	12	2.0
5	JONES, Sin'Cere	3-0	12:51	4.3	0-3	.000	0-2	.000	0-0	.000	2	3	5	1.7	5	0	0	1	0	0	0	0.0
Team											15	11	26					2				
Total		8	1625		233-519	.449	67-196	.342	128-180	.711	100	203	303	37.9	137	3	123	71	32	62	661	82.6
Opponents		8	1625		216-499	.433	60-199	.302	99-134	.739	94	205	299	37.4	146	0	104	110	30	36	591	73.9

Team Statistics

	VT	OPP
Scoring	661	591
Points per game	82.6	73.9
Scoring margin	+8.8	-
Field goals-att	233-519	216-499
Field goal pct	.449	.433
3 point fg-att	67-196	60-199
3-point FG pct	.342	.302
3-pt FG made per game	8.4	7.5
Free throws-att	128-180	99-134
Free throw pct	.711	.739
F-Throws made per game	16.0	12.4
Rebounds	303	299
Rebounds per game	37.9	37.4
Rebounding margin	+0.5	-
Assists	123	104
Assists per game	15.4	13.0
Turnovers	71	110
Turnovers per game	8.9	13.8
Turnover margin	+4.9	-
Assist/turnover ratio	1.7	0.9
Steals	62	36
Steals per game	7.8	4.5
Blocks	32	30
Blocks per game	4.0	3.8
Winning streak	0	-
Home win streak	4	-
Attendance	20568	0
Home games-Avg/Game	4-5142	0-0
Neutral site-Avg/Game	-	4-456

Team Results

Date	Opponent		Score	Att.
11/03/2025	Charleston So.	W	98-67	4488
11/08/2025	vs Providence	Wot	107-101	0
11/12/2025	Saint Joseph's	W	94-59	5246
11/16/2025	Charlotte	W	84-76	5295
11/19/2025	Bryant	W	78-61	5539
11/26/2025	vs Colorado St.	W	66-64	1081
11/27/2025	vs Saint Mary's (CA)	L	66-77	258
11/28/2025	vs VCU	L	68-86	485



TEAM GAME-BY-GAME



2025-26 Virginia Tech Men's Basketball Team Game-by-Game All games

Page 1/1
as of Nov 29, 2025

Opponent	Date	Score		Total		3-Pointers		Free throws		Rebounds													
				FG-FGA	PCT	3FG-3FGA	PCT	FT-FTA	PCT	OFF	DEF	TOT	AVG	PF	A	TO	BLK	STL	PTS	AVG			
Charleston So.	11/03/2025	98-67	W	35-76	.461	9-28	.321	19-27	.704	18	36	54	54.0	16	19	7	6	6	98	98.0			
vs Providence	11/08/2025	107-101	Wot	40-79	.506	12-28	.429	15-22	.682	12	30	42	48.0	22	16	11	7	10	107	102.5			
Saint Joseph's	11/12/2025	94-59	W	38-73	.521	11-27	.407	7-12	.583	12	28	40	45.3	9	23	7	5	12	94	99.7			
Charlotte	11/16/2025	84-76	W	22-60	.367	10-29	.345	30-36	.833	16	23	39	43.8	21	16	6	5	4	84	95.8			
Bryant	11/19/2025	78-61	W	30-58	.517	4-16	.250	14-24	.583	11	27	38	42.6	17	14	10	1	6	78	92.2			
vs Colorado St.	11/26/2025	66-64	W	23-51	.451	7-22	.318	13-16	.813	5	23	28	40.2	12	10	8	3	5	66	87.8			
vs Saint Mary's (CA)	11/27/2025	66-77	L	21-68	.309	7-30	.233	17-20	.850	18	16	34	39.3	20	11	9	1	9	66	84.7			
vs VCU	11/28/2025	68-86	L	24-54	.444	7-16	.438	13-23	.565	8	20	28	37.9	20	14	13	4	10	68	82.6			
Total		661		233-519	.449	67-196	.342	128-180	.711	100	203	303	37.9	137	123	71	32	62	661	82.6			
Opponents		591		216-499	.433	60-199	.302	99-134	.739	94	205	299	37.4	146	104	110	30	36	591	73.9			

Virginia Tech Averages

Games Played	Points/game	FG Pct	3FG Pct	FT Pct	Rebounds/game	Assists/game	Turnovers/game	Assist/Turnover ratio	Steals/game	Blocks/game
8	82.6	44.9	34.2	71.1	37.9	15.4	8.9	1.7	7.8	4.0

OPPONENT GAME-BY-GAME



2025-26 Virginia Tech Men's Basketball Opponents Game-by-Game All games

Page 1/1
as of Nov 29, 2025

Opponent	Date	Score		Total		3-Pointers		Free throws		Rebounds													
				FG-FGA	PCT	3FG-3FGA	PCT	FT-FTA	PCT	OFF	DEF	TOT	AVG	PF	A	TO	BLK	STL	PTS	AVG			
Charleston So.	11/03/2025	98-67	W	23-71	.324	11-31	.355	10-15	.667	15	26	41	41.0	23	19	15	1	5	67	67.0			
vs Providence	11/08/2025	107-101	Wot	34-76	.447	11-33	.333	22-25	.880	12	31	43	42.0	19	10	14	6	8	101	84.0			
Saint Joseph's	11/12/2025	94-59	W	25-67	.373	5-28	.179	4-5	.800	14	25	39	41.0	12	11	19	5	2	59	75.7			
Charlotte	11/16/2025	84-76	W	27-63	.429	7-23	.304	15-24	.625	17	25	42	41.3	25	10	8	5	1	76	75.8			
Bryant	11/19/2025	78-61	W	22-52	.423	5-27	.185	12-16	.750	4	20	24	37.8	19	13	14	4	3	61	72.8			
vs Colorado St.	11/26/2025	66-64	W	27-59	.458	4-19	.211	6-8	.750	11	24	35	37.3	14	16	11	0	5	64	71.3			
vs Saint Mary's (CA)	11/27/2025	66-77	L	28-54	.519	6-17	.353	15-19	.789	11	28	39	37.6	18	12	15	6	4	77	72.1			
vs VCU	11/28/2025	68-86	L	30-57	.526	11-21	.524	15-22	.682	10	26	36	37.4	16	13	14	3	8	86	73.9			
Total		591		216-499	.433	60-199	.302	99-134	.739	94	205	299	37.4	146	104	110	30	36	591	73.9			
Virginia Tech		661		233-519	.449	67-196	.342	128-180	.711	100	203	303	37.9	137	123	71	32	62	661	82.6			

Opponents Averages

Games Played	Points/game	FG Pct	3FG Pct	FT Pct	Rebounds/game	Assists/game	Turnovers/game	Assist/Turnover ratio	Steals/game	Blocks/game
8	73.9	43.3	30.2	73.9	37.4	13.0	13.8	0.9	4.5	3.8

TEAM GAME HIGHS



2025-26 Virginia Tech Men's Basketball Team High/Low Analysis All games

Page 1/4
as of Nov 29, 2025

Virginia Tech - Game Highs

POINTS	107	vs Providence (N) (11/08/2025)
	98	Charleston So. (11/03/2025)
	94	Saint Joseph's (11/12/2025)
	84	Charlotte (11/16/2025)
	78	Bryant (11/19/2025)
FIELD GOALS MADE	40	vs Providence (N) (11/08/2025)
	38	Saint Joseph's (11/12/2025)
FIELD GOAL ATTEMPTS	79	vs Providence (N) (11/08/2025)
	76	Charleston So. (11/03/2025)
FIELD GOAL PERCENTAGE	.521 (38-73)	Saint Joseph's (11/12/2025)
	.517 (30-58)	Bryant (11/19/2025)
3 PT FG MADE	12	vs Providence (N) (11/08/2025)
	11	Saint Joseph's (11/12/2025)
3 PT FG ATTEMPTS	30	vs Saint Mary's (CA) (N) (11/27/2025)
	29	Charlotte (11/16/2025)
3 PT FG PERCENTAGE	.438 (7-16)	vs VCU (N) (11/28/2025)
	.429 (12-28)	vs Providence (N) (11/08/2025)
FREE THROWS MADE	30	Charlotte (11/16/2025)
	19	Charleston So. (11/03/2025)
FREE THROW ATTEMPTS	36	Charlotte (11/16/2025)
	27	Charleston So. (11/03/2025)
FREE THROW PERCENTAGE	.850 (17-20)	vs Saint Mary's (CA) (N) (11/27/2025)
	.833 (30-36)	Charlotte (11/16/2025)
REBOUNDS	54	Charleston So. (11/03/2025)
	42	vs Providence (N) (11/08/2025)
ASSISTS	23	Saint Joseph's (11/12/2025)
	19	Charleston So. (11/03/2025)
STEALS	12	Saint Joseph's (11/12/2025)
	10	vs VCU (N) (11/28/2025)
	10	vs Providence (N) (11/08/2025)
BLOCKED SHOTS	7	vs Providence (N) (11/08/2025)
	6	Charleston So. (11/03/2025)
TURNOVERS	13	vs VCU (N) (11/28/2025)
	11	vs Providence (N) (11/08/2025)
FOULS	22	vs Providence (N) (11/08/2025)
	21	Charlotte (11/16/2025)



OPPONENT GAME HIGHS



2025-26 Virginia Tech Men's Basketball Team High/Low Analysis All games

Page 2/4
as of Nov 29, 2025

Opponent - Game Highs

POINTS	101	vs Providence (N) (11/08/2025)
	86	vs VCU (N) (11/28/2025)
	77	vs Saint Mary's (CA) (N) (11/27/2025)
	76	Charlotte (11/16/2025)
	67	Charleston So. (11/03/2025)
FIELD GOALS MADE	34	vs Providence (N) (11/08/2025)
	30	vs VCU (N) (11/28/2025)
FIELD GOAL ATTEMPTS	76	vs Providence (N) (11/08/2025)
	71	Charleston So. (11/03/2025)
FIELD GOAL PERCENTAGE	.526 (30-57)	vs VCU (N) (11/28/2025)
	.519 (28-54)	vs Saint Mary's (CA) (N) (11/27/2025)
3 PT FG MADE	11	vs VCU (N) (11/28/2025)
	11	vs Providence (N) (11/08/2025)
	11	Charleston So. (11/03/2025)
3 PT FG ATTEMPTS	33	vs Providence (N) (11/08/2025)
	31	Charleston So. (11/03/2025)
3 PT FG PERCENTAGE	.524 (11-21)	vs VCU (N) (11/28/2025)
	.355 (11-31)	Charleston So. (11/03/2025)
FREE THROWS MADE	22	vs Providence (N) (11/08/2025)
	15	vs VCU (N) (11/28/2025)
	15	vs Saint Mary's (CA) (N) (11/27/2025)
	15	Charlotte (11/16/2025)
FREE THROW ATTEMPTS	25	vs Providence (N) (11/08/2025)
	24	Charlotte (11/16/2025)
FREE THROW PERCENTAGE	.880 (22-25)	vs Providence (N) (11/08/2025)
	.800 (4-5)	Saint Joseph's (11/12/2025)
REBOUNDS	43	vs Providence (N) (11/08/2025)
	42	Charlotte (11/16/2025)
ASSISTS	19	Charleston So. (11/03/2025)
	16	vs Colorado St. (N) (11/26/2025)
STEALS	8	vs VCU (N) (11/28/2025)
	8	vs Providence (N) (11/08/2025)
BLOCKED SHOTS	6	vs Saint Mary's (CA) (N) (11/27/2025)
	6	vs Providence (N) (11/08/2025)
TURNOVERS	19	Saint Joseph's (11/12/2025)
	15	vs Saint Mary's (CA) (N) (11/27/2025)
	15	Charleston So. (11/03/2025)
FOULS	25	Charlotte (11/16/2025)
	23	Charleston So. (11/03/2025)





2025-26 Virginia Tech Men's Basketball Team High/Low Analysis All games

Page 3/4
as of Nov 29, 2025

Virginia Tech - Game Lows

POINTS	66	vs Saint Mary's (CA) (N) (11/27/2025)
	66	vs Colorado St. (N) (11/26/2025)
	68	vs VCU (N) (11/28/2025)
	78	Bryant (11/19/2025)
	84	Charlotte (11/16/2025)
FIELD GOALS MADE	21	vs Saint Mary's (CA) (N) (11/27/2025)
	22	Charlotte (11/16/2025)
FIELD GOAL ATTEMPTS	51	vs Colorado St. (N) (11/26/2025)
	54	vs VCU (N) (11/28/2025)
FIELD GOAL PERCENTAGE	.309	(21-68) vs Saint Mary's (CA) (N) (11/27/2025)
	.367	(22-60) Charlotte (11/16/2025)
3 PT FG MADE	4	Bryant (11/19/2025)
	7	vs VCU (N) (11/28/2025)
	7	vs Saint Mary's (CA) (N) (11/27/2025)
	7	vs Colorado St. (N) (11/26/2025)
3 PT FG ATTEMPTS	16	vs VCU (N) (11/28/2025)
	16	Bryant (11/19/2025)
3 PT FG PERCENTAGE	.233	(7-30) vs Saint Mary's (CA) (N) (11/27/2025)
	.250	(4-16) Bryant (11/19/2025)
FREE THROWS MADE	7	Saint Joseph's (11/12/2025)
	13	vs VCU (N) (11/28/2025)
	13	vs Colorado St. (N) (11/26/2025)
FREE THROW ATTEMPTS	12	Saint Joseph's (11/12/2025)
	16	vs Colorado St. (N) (11/26/2025)
FREE THROW PERCENTAGE	.565	(13-23) vs VCU (N) (11/28/2025)
	.583	(14-24) Bryant (11/19/2025)
	.583	(7-12) Saint Joseph's (11/12/2025)
REBOUNDS	28	vs VCU (N) (11/28/2025)
	28	vs Colorado St. (N) (11/26/2025)
ASSISTS	10	vs Colorado St. (N) (11/26/2025)
	11	vs Saint Mary's (CA) (N) (11/27/2025)
STEALS	4	Charlotte (11/16/2025)
	5	vs Colorado St. (N) (11/26/2025)
BLOCKED SHOTS	1	vs Saint Mary's (CA) (N) (11/27/2025)
	1	Bryant (11/19/2025)
TURNOVERS	6	Charlotte (11/16/2025)
	7	Saint Joseph's (11/12/2025)
	7	Charleston So. (11/03/2025)
FOULS	9	Saint Joseph's (11/12/2025)
	12	vs Colorado St. (N) (11/26/2025)

TEAM GAME LOWS



2025-26 Virginia Tech Men's Basketball Team High/Low Analysis All games

Page 4/4
as of Nov 29, 2025

Opponent - Game Lows

POINTS	59	Saint Joseph's (11/12/2025)
	61	Bryant (11/19/2025)
	64	vs Colorado St. (N) (11/26/2025)
	67	Charleston So. (11/03/2025)
	76	Charlotte (11/16/2025)
FIELD GOALS MADE	22	Bryant (11/19/2025)
	23	Charleston So. (11/03/2025)
FIELD GOAL ATTEMPTS	52	Bryant (11/19/2025)
	54	vs Saint Mary's (CA) (N) (11/27/2025)
FIELD GOAL PERCENTAGE	.324 (23-71)	Charleston So. (11/03/2025)
	.373 (25-67)	Saint Joseph's (11/12/2025)
3 PT FG MADE	4	vs Colorado St. (N) (11/26/2025)
	5	Bryant (11/19/2025)
	5	Saint Joseph's (11/12/2025)
3 PT FG ATTEMPTS	17	vs Saint Mary's (CA) (N) (11/27/2025)
	19	vs Colorado St. (N) (11/26/2025)
3 PT FG PERCENTAGE	.179 (5-28)	Saint Joseph's (11/12/2025)
	.185 (5-27)	Bryant (11/19/2025)
FREE THROWS MADE	4	Saint Joseph's (11/12/2025)
	6	vs Colorado St. (N) (11/26/2025)
FREE THROW ATTEMPTS	5	Saint Joseph's (11/12/2025)
	8	vs Colorado St. (N) (11/26/2025)
FREE THROW PERCENTAGE	.625 (15-24)	Charlotte (11/16/2025)
	.667 (10-15)	Charleston So. (11/03/2025)
REBOUNDS	24	Bryant (11/19/2025)
	35	vs Colorado St. (N) (11/26/2025)
ASSISTS	10	Charlotte (11/16/2025)
	10	vs Providence (N) (11/08/2025)
STEALS	1	Charlotte (11/16/2025)
	2	Saint Joseph's (11/12/2025)
BLOCKED SHOTS	0	vs Colorado St. (N) (11/26/2025)
	1	Charleston So. (11/03/2025)
TURNOVERS	8	Charlotte (11/16/2025)
	11	vs Colorado St. (N) (11/26/2025)
FOULS	12	Saint Joseph's (11/12/2025)
	14	vs Colorado St. (N) (11/26/2025)



SEASON BOX SCORES

GAME 1: VS. CHARLESTON SOUTHERN (W, 98-67)



Official Basketball Box Score - Final
Charleston Southern at Virginia Tech
11/03/25 Cassell Coliseum, Blacksburg, Va.
2025-26 Men's Basketball

Game Time: 7:01 PM
Game Duration: 2:06
Attendance: 4,488

Officials: Sean Hull, Justin Porterfield, Ian McDierry

Charleston Southern - 67 Record: 0-1

NO.	Name	Min	FG	3P	FT	Rebounds	Fouls	TP	AS	TO	ST	Blocks	+/-
			M-A	M-A	M-A	OR DR TOT	PF PD					BS BA	
12	Jesse Hafemeister	F 13:16	2-4	2-4	0-0	0 2 2	4 0	6	1	2	0	0 0	-18
34	Lase Olesare	F 20:38	2-4	0-0	0-1	1 2 3	4 2	4	3	2	0	1 0	-20
0	Armat Carraway	G 16:33	0-4	0-3	0-0	0 1 1	0 1	0	0	0	0	0 0	-26
8	Luke Williams	G 35:45	2-10	1-5	0-0	1 0 0	0 1	0	5	5	3	1 0	-21
11	Brycen Blaine	G 33:31	7-21	6-12	2-3	1 7 8	4 4	22	1	1	0	0 2	-31
23	Reis Jones	F 19:22	6-7	0-0	3-4	3 2 5	3 4	15	3	2	1	0 0	-11
1	A'ahn Sumler	G 23:38	4-15	2-4	3-5	4 5 9	3 3	13	2	2	1	0 0	-7
4	Trent Coleman	G 09:04	0-2	0-1	0-0	2 0 2	1 0	0	0	0	0	0 0	-2
2	Jacques Franklin	F 11:00	0-1	0-1	2-2	0 2 2	1 2	4	0	1	0	0 0	-9
7	Nate Brafford	F 17:13	0-3	0-1	0-0	1 2 3	1 1	0	0	2	1	0 1	-10
Team						3 3 6	0 0	0	1				
Totals			23-71	11-31	10-15	15 26 41	23 16	67	19	15	5	1 6	-31

Major Fouls: NONE

Shooting By Period		
1 st FG%	14-35	40.0%
3PT%	8-15	53.3%
FT%	2-4	50%
2 nd FG%	9-36	25.0%
3PT%	3-16	18.8%
FT%	8-11	72.7%
GM FG%	23-71	32.4%
3PT%	11-31	35.5%
FT%	10-15	66.7%

Dead Ball Rebounds: 2.1

Virginia Tech - 98 Record: 1-0

NO.	Name	Min	FG	3P	FT	Rebounds	Fouls	TP	AS	TO	ST	Blocks	+/-
			M-A	M-A	M-A	OR DR TOT	PF PD					BS BA	
1	Tobi Lawal	F 28:54	5-10	0-2	10-12	4 8 12	2 9	20	0	1	0	2 0	23
13	Amari Hansberry	F 20:49	8-16	3-9	0-0	3 10 13	3 1	19	1	2	2	1 0	15
0	Jailen Bedford	G 18:02	5-10	1-1	2-2	2 3 5	3 2	13	0	0	0	0 0	19
10	Tyler Johnson	G 24:29	4-5	1-2	0-0	3 3 6	4 0	9	5	1	0	0 0	26
17	Neoklis Avdalas	G 28:44	3-13	1-6	1-3	0 3 3	1 3	8	9	1	0	2 0	27
2	Jaden Schutt	G 24:40	2-7	2-5	0-0	0 3 3	3 0	6	1	0	1	0 0	19
3	Ben Hammond	G 23:35	3-8	1-3	2-4	0 1 1	0 2	9	3	0	1	0 1	13
32	Christian Gurdak	G 15:37	2-3	0-0	4-4	2 3 5	0 5	8	0	0	1	1 0	14
4	Izaiah Pasha	G 12:24	3-4	0-0	0-2	0 0 0	0 1	0	2	1	0	0 0	1
5	Sir'Cere Jones	G 02:47	0-0	0-0	0-0	0 1 1	0 0	0	0	0	0	0 0	-2
Team						4 1 5	0 0	0	0				
Totals			35-76	9-28	19-27	18 36 54	16 23	98	19	7	6	1 6	31

Major Fouls: NONE

	CSU	VT	Points from		CSU	VT	Period by Period Scoring			
Biggest lead	5 (1 st 13:10)	36 (2 nd 0:45)	Turnovers	7	21					
Best Scoring Run	8 (1 st 13:10)	19 (2 nd 11:53)	Paint	22	42	CSU	1st	2nd	TOT	
Lead Changes	5		Second Chance	8	25		38	29	67	
Times Tied	4		Fast Breaks	2	9		VT	42	56	98
Time with Lead	04:44	31:56	Bench	30	29					

GAME 3: VS. SAINT JOSEPH'S (W, 94-59)



Official Basketball Box Score - Final
Saint Joseph's at Virginia Tech
11/12/25 Cassell Coliseum, Blacksburg, Va.
2025-26 Men's Basketball

Game Time: 7:01 PM
Game Duration: 1:50
Attendance: 5,246

Officials: Roger Ayers, Lee Cassell, Bill Covington Jr.

Saint Joseph's - 59 Record: 2-1

NO.	Name	Min	FG	3P	FT	Rebounds	Fouls	TP	AS	TO	ST	Blocks	+/-
			M-A	M-A	M-A	OR DR TOT	PF PD					BS BA	
5	Anthony Finkley	F 26:01	1-9	0-5	1-1	1 4 5	1 3	3	4	0	1	1 0	-28
7	Dasean Haskins	F 24:12	3-6	2-5	0-0	2 3 5	0 0	8	0	1	0	1 0	-14
22	Justice Agbpor	F 12:48	1-2	0-0	0-1	1 1 2	2 0	2	0	0	0	0 0	-10
0	Derek Simpson	G 26:24	4-8	0-3	0-0	7 7 1	0 1	8	3	1	0	0 0	-31
11	Jaiden Glover-Tosciano	G 25:27	4-10	2-5	0-0	1 1 2	0 0	10	0	2	1	1 0	-30
2	Douce Jones II	G 26:03	6-15	0-4	2-2	1 1 2	2 4	14	1	3	0	0 0	-30
10	Jaden Smith	F 11:29	3-5	0-2	1-2	2 0 2	2 2	7	0	3	0	0 0	-12
13	Austin Willford	F 13:56	2-3	1-2	0-0	1 5 6	0 0	5	1	1	0	1 0	-9
3	Khaaliq Myers	F 13:39	0-4	0-1	0-0	0 1 1	1 0	0	3	1	0	0 1	-3
15	Sтивен Solano	G 06:16	0-2	0-0	0-0	1 0 1	0 0	0	0	2	0	0 0	-11
21	Al Amaduro	G 03:02	0-0	0-0	0-0	1 0 1	1 0	0	0	1	0	0 0	1
23	Mekai Johnson	G 05:31	0-1	0-1	0-0	0 0 0	1 0	0	0	0	0	0 0	2
1	Kevin Kearney	G 05:12	1-2	0-0	0-0	1 0 1	1 0	2	0	0	1	1 0	0
Team						2 2 4	0 0	0	0				
Totals			25-67	5-28	4-5	14 25 39	12 9	59	11	19	2	5 5	-35

Major Fouls: NONE

Shooting By Period		
1 st FG%	12-34	35.3%
3PT%	3-16	18.8%
FT%	0-0	0%
2 nd FG%	13-33	39.4%
3PT%	2-12	16.7%
FT%	4-5	80%
GM FG%	25-67	37.3%
3PT%	5-28	17.9%
FT%	4-5	80.0%

Dead Ball Rebounds: 1.1

Virginia Tech - 94 Record: 3-0

NO.	Name	Min	FG	3P	FT	Rebounds	Fouls	TP	AS	TO	ST	Blocks	+/-
			M-A	M-A	M-A	OR DR TOT	PF PD					BS BA	
1	Tobi Lawal	F 26:58	5-9	1-3	0-0	2 5 7	1 1	11	1	1	1	2 0	18
13	Amari Hansberry	F 22:58	7-13	1-4	4-6	2 2 4	0 3	19	3	0	2	0 1	32
0	Jailen Bedford	G 18:18	3-5	2-2	0 0	2 2 0	2 0	8	3	2	1	0 0	16
10	Tyler Johnson	G 27:08	5-8	1-2	0-0	1 3 4	0 1	11	1	0	3	1 2	16
17	Neoklis Avdalas	G 24:40	6-12	2-5	0-1	0 5 5	0 2	14	7	1	0	2 0	30
2	Jaden Schutt	G 25:17	4-7	4-7	0-0	0 5 5	0 0	12	1	0	1	0 0	27
3	Ben Hammond	G 22:21	4-8	0-1	3-3	0 1 1	0 3	11	6	0	0	0 0	29
77	Antonio Dorn	F 11:28	2-3	0-0	0-2	2 1 3	1 2	4	1	0	0	0 0	1
4	Izaiah Pasha	G 09:52	1-4	0-1	0-0	0 1 1	1 1	2	0	1	1	0 0	-6
5	Sir'Cere Jones	G 08:22	0-3	0-2	0-0	2 2 4	3 0	0	0	1	0	0 1	9
32	Christian Gurdak	G 02:38	1-1	0-0	0-0	0 1 0	1 0	2	0	0	0	0 0	3
Team						2 1 3	0 0	0	1				
Totals			38-73	11-27	7-12	12 28 40	9 12	94	23	7	12	5 5	35

Major Fouls: Pasha (F) 2nd 7:44

Major Fouls: Pasha (F1) 2 nd									
	SJU	VT	Points from		Period by Period Scoring				
Biggest lead	1 (1 st 16:52)	40 (2 nd 1:57)	Turnovers	4	25	1st	2nd	TOT	
Best Scoring Run	7 (2 nd 6:46)	11 (1 st 13:00)	Paint	30	50	SJU	27	32	59
Lead Changes	2		Second Chance	14	15	VT	47	47	94
Times Tied	1		Fast Breaks	0	21				
Time with Lead	00:23	38:57	Bench	28	31				

GAME 2: VS. PROVIDENCE (W, 107-101 IN OT)



Official Basketball Box Score - Final
Providence at Virginia Tech
11/08/25 Morgan Sun Arena, Lynchville
2025-26 Men's Basketball

Game Time: 4:00 PM
Game Duration: 2:23

Officials: Pat Driscoll, Greg Evans, Kellen Miner

Providence - 101 Record: 1-1

NO.	Name	Min	FG	3P	FT	Rebounds	Fouls	TP	AS	TO	ST	Blocks	+/-
			M-A	M-A	M-A	OR DR TOT	PF PD					BS BA	
31	Duncan Powell	F 19:06	1-5	1-3	3-4	0 2 2	3 2	6	0	1	1	0 1	-4
55	Oswin Ehirumwunse	F 30:32	3-3	0-0	5-5	2 9 11	2 3	11	1	3	2	4 0	-1
1	Jason Edwards	G 32:13	10-19	2-7	6-6	0 2 2	1 4	28	4	0	0	0 0	-11
2	Jaylin Sellers	G 35:40	9-19	4-10	4-5	0 3 3	3 5	26	1	1	1	0 1	-2
14	Corey Floyd, Jr.	G 21:49	1-4	0-0	1-2	2 2 4	1 2	3	1	2	2	0 0	2
11	Ryan Mela	G 21:33	3-8	0-1	0-0	1 5 6	3 1	6	1	2	0	0 0	2
13	Cole Hargrove	G 14:09	0-0	0-0	0-0	1 2 3	2 0	0	1	1	0	1 0	-6
3	Daquan Davis	G 12:05	0-2	0-1	0-0	0 0 0	1 1	0	0	0	1	0 0	2
5	Jamier Jones	G 13:13	2-3	0-0	0-0	0 2 2	2 1	4	1	1	1	0 0	-2
7	Steven Vaaks	G 24:40	5-13	4-11	3-3	1 2 3	1 3	17	0	2	0	1 0	-7
Team						5 2 7	0 0	0	1				
Totals			34-76	11-33	22-25	12 31 43	29 12	101	10	14	8	6 7	-6

Major Fouls: NONE

Shooting By Period		
1 st FG%	15-34	44.1%
3PT%	7-17	41.2%
FT%	9-10	90%
2 nd FG%	15-30	50.0%
3PT%	4-12	33.3%
FT%	6-8	75%
OT FG%	4-12	33.3%
3PT%	0-4	0.0%
FT%	7-7	100%
GM FG%	34-76	44.7%
3PT%	11-33	33.3%
FT%	22-25	88.0%

Dead Ball Rebounds: 3.1

Virginia Tech - 107 Record: 2-0

NO.	Name	Min	FG	3P	FT	Rebounds	Fouls	TP	AS	TO	ST	Blocks	+/-
			M-A	M-A	M-A	OR DR TOT	PF PD					BS BA	
1	Tobi Lawal	F 38:12	2-5	0-2	3-4	2 11 13	4 6	7	1	0	0	2 1	10
13	Amari Hansberry	F 39:02	6-15	1-5	4-5	5 6 11	4 3	17	3	2	1	2 4	14
0	Jailen Bedford	G 32:51	7-11	3-5	1-2	1 2 3	1 1	18	1	3	1	0 0	5
10	Tyler Johnson	G 36:46	4-7	1-3	3-5	1 3 4	2 3	12	3	0	0	1 0	5
17	Neekles Avdalas	G 34:14	13-23	5-8	2-4	0 5 5	2 2	33	6	2	1	0 0	13
2	Jaden Schutt	G 14:53	4-6	2-2	0-0	0 0 0	3 0	10	0	1	1	0 0	0
3	Ben Hammons	G 20:51	0-0	0-0	0-0	0 0 0	0 0	0	0	1	0	0 0	0
7	Antonio Dunn	G 00:00	0-0	0-0	0-0	1 0 1	1 1	0	0	2	1	0 0	-5
4	Izaiah Pasha	G 02:15	0-1	0-0	0-0	0 0 0	0 0	0	0	0	0	0 0	-6
32	Christian Gurdak	03:36	1-1	0-0	0-0	0 0 0	1 0	2	0	0	0	0 0	-2
Team					2 1 3 0 0								0
Totals			40-79		12-26	15-22	12 30 42	22 19	107	16	11	7 6	6

SEASON BOX SCORES

GAME 5: VS. BRYANT (W, 78-61)



Official Basketball Box Score - Final
Bryant at Virginia Tech
11/19/25 Cassell Coliseum, Blacksburg, Va.
2025-26 Men's Basketball

Game Time: 7:01 PM
Game Duration: 2:05
Attendance: 5,410

Officials: Eric Lewis, Tony Chazaza, Tim Cougherty

Bryant - 61

Record: 1-4

NO.	Name	Min	FG M-A	3P M-A	FT M-A	Rebounds OR DR TOT	Fouls PF FD	TP	AS	TO	ST	Blocks BS BA	+/-
0	Ashley Sims, II	F 30:08	4-8	0-3	0-0	1 4 5	0 0	8	3	0	0	0 1	-16
14	Kagann Harvey	F 23:11	3-5	2-3	4-6	0 3 3	2 4	12	1	4	0	0 0	-7
1	Ty Tabares	G 21:37	0-3	0-2	0-0	0 1 1	3 0	0	2	3	0	0 0	-8
4	Quincy Allen	G 32:06	5-14	2-10	1-2	0 6 6	3 1	13	2	1	1	2 0	-17
99	Timofei Rudovskii	G 31:12	4-11	0-6	3-4	0 1 1	3 4	11	4	2	1	0 0	-14
8	Lennart Weber	12:16	1-3	1-2	0-0	0 1 1	2 2	3	0	0	0	0 0	-6
7	Joseph Green	04:31	1-1	0-0	0-0	0 0 0	1 1	2	0	1	0	0 0	-3
9	Gio Sanford	12:28	1-2	0-0	0-0	1 0 1	2 0	2	0	1	0	1 0	-4
11	Ethane Bourgade	14:25	0-0	0-0	0-0	1 1 2	0 0	0	0	1	1	0 0	-5
13	Jakai Robinson	18:06	3-5	0-1	4-4	0 2 2	3 5	10	1	1	0	1 0	-5
Team						1 1 2	1	0	0	0	0		
Totals		22:52	5:27	12:16	4 20 24	20 17	61	13	14	3	4	1	-17

Major Fouls: Bench (TF) 1st 7:24

Virginia Tech - 78

Record: 5-0

NO.	Name	Min	FG M-A	3P M-A	FT M-A	Rebounds OR DR TOT	Fouls PF FD	TP	AS	TO	ST	Blocks BS BA	+/-
1	Tobi Lawal	F 34:49	7-10	0-0	4-8	2 11 13	2 5 18	0	3	1	1	0 0	14
77	Antonio Dorn	C 13:11	2-4	0-0	1-2	1 0 1	4 2 5	0	2	0	0	0 0	10
0	Jailen Bedford	G 17:13	4-7	0-3	1-2	0 2 2	1 0 3	0	1	0	0	3 -5	14
10	Tyler Johnson	G 34:47	4-5	2-3	0-1	2 7 9	2 1 10	2	1	0	0	0 0	16
17	Neeklis Avdalas	G 27:55	4-11	1-5	2-4	1 2 3	0 3 11	5	1	0	0	0 0	13
32	Christian Gurdak	26:49	7-9	0-0	1-1	5 3 8	4 1 15	1	0	0	0	0 0	7
2	Jaden Schutt	22:47	2-5	1-4	0-0	0 0 0	3 1 5	0	1	2	0	0 0	22
3	Ben Hammond	20:12	3-7	0-1	5-6	0 1 1	1 6 11	6	1	3	0	1 0	9
4	Iziah Pasha	02:17	0-0	0-0	0-0	0 0 0	0 0 0	0	0	0	0	0 0	-1
Team						0 1 1	0	0	0	0	0		
Totals			30:58	4:16	14:24	11 27 38	17 19 78	14	10	6	1	4	17

Major Fouls: Dorn (F) 1st 2nd 18:06 Dorn (F) 2nd 11:08

	BRY	VT
Biggest lead	4 (1 st 11:35)	19 (2 nd 1:31)
Best Scoring Run	5 (2 nd 11:08)	13 (1 st 1:48)
Lead Changes	3	
Times Tied	1	
Time with Lead	14:14	24:59

Points from	BRY	VT
Turnovers	5	17
Paint	30	46
Second Chance	6	17
Fast Breaks	2	13
Bench	17	31

Period by Period Scoring	1st	2nd	TOT
BRY	24	37	61
VT	32	46	78

Shooting By Period	1 st FG%	2 nd FG%	3 rd FG%	4 th FG%	FT%
1 st FG%	10-25 40.0%				
2 nd FG%	12-27 44.4%				
3 rd FG%	3-13 23.1%				
4 th FG%	10-14 71.4%				
FT%	22-52 42.3%				
FT%	5-27 18.5%				
FT%	12-16 75.0%				

Dead Ball Rebounds: 3.1

Shooting By Period	1 st FG%	2 nd FG%	3 rd FG%	4 th FG%	FT%
1 st FG%	14-28 50.0%				
2 nd FG%	2-8 25.0%				
3 rd FG%	2-8 25.0%				
4 th FG%	16-30 53.3%				
FT%	2-8 25.0%				
FT%	12-16 75.0%				
FT%	30-58 51.7%				
FT%	4-16 25.0%				
FT%	14-24 58.3%				

Dead Ball Rebounds: 6.0

GAME 6: VS. COLORADO STATE (W, 66-64)



Official Basketball Box Score - Final
Virginia Tech at Colorado St.
11/26/25 Imperial Arena, Paradise Island
2025 Marriott Bonvoy Battle 4 Atlanta

Game Time: 5:00 PM
Game Duration: 1:56
Attendance: 1,081

Officials: Bert Smith, Mike Roberts, Gary Maxwell

Virginia Tech - 66

Record: 6-0

NO.	Name	Min	FG M-A	3P M-A	FT M-A	Rebounds OR DR TOT	Fouls PF FD	TP	AS	TO	ST	Blocks BS BA	+/-
1	Tobi Lawal	F 15:19	1-4	0-1	1-2	0 2 2	3 1 3	0	1	0	0	0 0	-9
13	Amari Hansberry	F 30:04	2-8	0-2	6-6	2 2 4	2 3 10	3	1	0	0	0 0	2
0	Jailen Bedford	G 28:43	7-9	1-2	2-3	0 4 4	1 4 17	1	1	1	0	0 1	1
10	Tyler Johnson	G 33:59	3-7	1-2	2-2	3 9 12	1 2 9	1	0	2	2	0 5	
17	Neeklis Avdalas	G 31:39	5-9	3-6	0-0	0 2 2	0 1 13	2	3	1	1	0 0	0
3	Ben Hammond	27:22	4-7	1-2	0-0	0 1 1	3 2 9	3	0	1	0	0 0	0
2	Jaden Schutt	22:58	1-7	1-7	2-3	0 0 0	1 1 5	0	1	0	0	0 0	1
32	Christian Gurdak	09:56	0-0	0-0	0-0	0 2 2	1 0 0	0	0	1	0	0 0	0
Team						0 1 1	0	0	0	0	0		
Totals		23:51	7:22	13:16	5 23 28	12 14	66	10	8	5	3	0	2

Major Fouls: NONE

Colorado St. - 64

Record: 4-2

NO.	Name	Min	FG M-A	3P M-A	FT M-A	OR Reb	DR Reb	FOU F	TP	AS	TO	ST	Blocks BS BA	+/-					
0	Carey Booth	F 23:10	6-9	1-2	2-3	1	3	4	1	3	15	0	1	1	0	1	1	0	-5
35	Kyle Jorgensen	F 26:59	5-8	1-2	0-0	2	7	9	2	2	11	4	0	1	0	1	0	1	-4
55	Jevin Muniz	F 33:09	3-9	1-3	0-0	1	2	3	2	0	7	4	0	0	0	0	0	1	-8
1	Josh Pascarella	G 21:47	3-7	1-3	2-2	0	2	2	2	3	1	9	1	2	0	0	0	0	1
2	Brandon Rechsteiner	G 27:41	0-5	0-4	0-0	0	0	0	0	2	0	0	2	3	1	0	0	0	1
11	Augustinas Kudulas	09:48	0-0	0-0	0-0	2	2	4	0	0	0	0	0	0	0	0	0	0	-5
21	Rashaan Mbemba	19:54	5-7	0-0	2-2	2	2	4	1	2	12	2	1	1	0	0	0	0	1
4	Jase Butler	17:48	3-8	0-4	0-0	0	1	1	1	0	6	1	2	1	1	0	0	0	1
8	Jojo McIver	19:44	2-6	0-1	0-1	1	1	2	2	2	4	2	0	0	0	0	0	0	-4
Team						2	4	6	0	0	0	0	0	0	0	0	0	0	0
Totals			27:59	4:19	6:8	11	24	35	14	12	64	16	11	5	0	3	1	2	-2

Major Fouls: NONE

	VT	CSU
Biggest lead	12 (1 st 2:08)	5 (1 st 13:02)
Best Scoring Run	8 (1 st 2:08)	9 (2 nd 18:51)
Lead Changes	2	
Times Tied	4	
Time with Lead	26:42	08:52

Points from	VT	CSU
Turnovers	13	11
Paint	28	44
Second Chance	4	14
Fast Breaks	10	4
Bench	14	22

Period by Period Scoring	1st	2nd	TOT
VT	33	33	66
CSU	26	38	64

GAME 7: VS. SAINT MARY'S (L, 66-77)



Official Basketball Box Score - Final
Saint Mary's (CA) at Virginia Tech
11/27/25 Imperial Arena, Paradise Island
2025 Marriott Bonvoy Battle 4 Atlanta

Game Time: 2:30 PM
Game Duration: 2:05
Attendance: 258

Officials: KB Burdett, Eric Lewis, Vlad Tadal

Saint Mary's (CA) - 77

Record: 8-0

NO.	Name	Min	FG M-A	3P M-A	FT M-A	Rebounds OR DR TOT	Fouls PF FD	TP	AS	TO	ST	Blocks BS BA	+/-
23	Paulius Murauskas	F 33:44	6-14	2-7	5-5	1 6 7	3 8 19	1	4	1	2	0 7	
45	Andrew McKeever	C 32:26	7-10	0-0	0-0	4 4 8	4 1 14	2	2	0	2	0 16	
0	Mike Lewis	G 26:49	2-7	1-5	0-0	0 3 3	1 0 5	5	2	3	0	0 -15	
7	Joshua Dent	G 37:05	4-11	0-2	6-7	0 3 3	1 5 14	6	4	0	2	1 16	
8	Rory Hawke	G 20:35	4-5	0-0	2-2	0 2 2	3 1 10	0	1	1	0	0 7	
1	Harry Wessels	07:34	0-1	0-0	1-3	3 2 5	1 3 1	0	0	0	0	0 -5	
33	Liam Campbell	17:12	2-2	1-1	0-0	0 3 3	1 0 5	1	0	1	0	0 7	
11	Dylan Shaw	21:23	3-4	2-2	1-2	1 3 4	4 1 9	0	0	1	0	0 9	
2	Tony Duckett	00:36	0-0	0-0	0-0	0 0 0	0 0 0	0	0	0	0	0 -1	
6	Mantas Juzenas	00:36	0-0	0-0	0-0	0 0 0	0 0 0	0	0	0	0	0 -1	
Team						2 2 4	0	0	1				
Totals		28:54	6:17	15:19	11 28 39	18 19	77	12	15	4	6	1	11

Major Fouls: Murauskas (TF) 2nd 1:39

Virginia Tech - 66

Record: 6-1

NO.	Name	Min	FG M-A	3P M-A	FT M-A	Rebounds OR DR TOT	Fouls PF FD	TP	AS	TO	ST	Blocks BS BA	+/-
13	Amari Hansberry	F 36:44	6-15	0-6	6-8	6 4 10	4 6 18	3	0	2	1	2 -10	
0	Jailen Bedford	G 25:26	0-10	0-4	2-2	1 3 4	2 1 2	0	1	1	0	0 -37	
3	Ben Hammond	G 36:26	4-11	1-3	0-0	0 2 2	2 1 9	6	0	3	0	1 -10	
10	Tyler Johnson	G 24:06	2-5	1-4	0-0	1 4 5	1 5 0	3	1	0	1	0 0	
17	Neeklis Avdalas	G 33:28	3-10	1-5	6-7	1 3 4	1 5 13	1	5	0	0	0 -10	
2	Jaden Schutt	24:12	5-10	4-8	3-3	0 0 0	3 2 17	1	0	2	0	0 0	
32	Christian Gurdak	09:35	0-4	0-0	0-0	0 5 5	1 0 0	0	0	0	0	2 -12	
77	Antonio Dorn	08:17	1-2	0-0	0-0	0 0 0	2 1 2	0	0	0	0	0 -6	
4	Iziah Pasha	01:46	0-1	0-0	0-0	0 0 0	0 0 0	0	0	0	0	0 -2	
Team						4 0 4	0	0	0	0	0		
Totals		21:68	7:30	17:20	18 16 34	20 17	66	11	9	9	1	6	-11

Major Fouls: Hansberry (TF) 2nd 1:39

	STM	VTE
Biggest lead	13 (2 nd 19:34)	0 (1 st 20:00)
Best Scoring Run	8 (1 st 17:03)	7 (1 st 10:18)
Lead Changes	0	
Times Tied	0	
Time with Lead	39:07	00:00

Points from	STM	VTE
Turnovers	10	19
Paint	38	22
Second Chance	12	9
Fast Breaks	6	7
Bench	15	19

Period by Period Scoring	1st	2nd	TOT
STM	31	46	77
VTE	20	46	66

Shooting By Period	1 st FG%	2 nd FG%	3 rd FG%	4 th
--------------------	---------------------	---------------------	---------------------	-----------------



JAILEEN BEDFORD
GS. • 6-6-4 • 190
AUSTIN, TEXAS
HUTTO (UNLV)



TOBI LAWAL
SR. • F • 6-8 • 215
LONDON, ENGLAND
LEE ACADEMY (VCU)



JADEN SCHUTT
R-JR. • G • 6-5 • 200
YORKVILLE, ILL.
YORKVILLE CHRISTIAN (DUKE)



BEN HAMMOND
SO. • G • 5-11 • 170
MANASSAS, VA
PAUL IV



IZAIAH PASHA
SO. • G • 6-5 • 205
HARRISBURG, PA
CARDINAL O'HARA (DELAWARE)



SIN'CERE JONES
FR. • F • 6-7 • 230
PORTSMOUTH, VA
CHURCHLAND



BRETT FREEMAN
FR. • G • 6-5 • 180
CHARLOTTE, N.C.
ARDREY KELL



TYLER JOHNSON
SO. • G • 6-5 • 210
ORLANDO, FLA.
OAK RIDGE



AMANI HANSBERRY
JR. • F • 6-8 • 240
SILVER SPRING, MD.
MOUNT SAINT JOSEPH (WVU)



SHAMARIUS PETERKIN
FR. • G • 6-4 • 174
WINSTON-SALEM, N.C.
MOUNT TABOR



NEOKLIS AVDALAS
FR. • G • 6-9 • 215
KALAMATA, GREECE
PERISTERI B.C.



SOLOMON DAVIS
FR. • C • 6-11 • 225
HYATTSVILLE, MD.
DEMATHA CATHOLIC



CHRISTIAN GURDAK
FR. • C • 6-10 • 260
CHARLES TOWN, W. VA.
GONZAGA COLLEGE



ANTONIO DORN
FR. • C • 7-0 • 230
HAMBURG, GERMANY
VFL KIRCHHEIM



MIKE YOUNG
HEAD COACH
7th SEASON



CHESTER FRAZIER
ASSOCIATE HC
3rd SEASON



J.D. BYERS
ASSISTANT COACH
3rd SEASON



DAVID MOATS
ASSISTANT COACH
1st SEASON