

# << 2025-26 SOUTH CAROLINA MEN'S BASKETBALL >>

## 2025-26 SCHEDULE

OVERALL: 9-4 | SEC: 0-0

HOME: 9-1 | AWAY: 0-1 | NEUTRAL: 0-2

NET: 102 | KENPOM: 86

### OCTOBER

26 #RV/RV NC State (exhibition) L, 86-88

### NOVEMBER

4 -/- NC A&T W, 91-72  
9 -/- Southern Miss W, 83-79 (OT)  
12 -/- Presbyterian W, 81-61  
18 -/- Radford % (unbracketed game) W, 87-58  
21 -/- vs. Butler % L, 72-79  
23 -/- vs. Northwestern % L, 77-79  
28 -/- Charleston Southern W, 74-62

### DECEMBER

2 -/- Virginia Tech ^ L, 83-86 (OT)  
6 -/- Stetson W, 82-51  
13 -/- The Citadel W, 71-55  
16 -/- at Clemson \$ L, 61-68  
22 -/- SC State W, 95-70  
30 -/- Albany W, 96-67

### JANUARY

3 #11/11 Vanderbilt\* 2 p.m. ESPNU  
6 -/- at LSU\* 7 p.m. ESPNU  
10 #23/24 Georgia\* 2 p.m. ESPN2  
14 #18/18 at Arkansas\* 9 p.m. SECN  
17 #RV/RV at Auburn\* 6 p.m. SECN  
20 -/- Oklahoma\* 7 p.m. SECN  
24 -/- at Texas A&M\* 3:30 p.m. SECN  
28 #22/22 Florida\* 9 p.m. SECN  
31 -/- LSU\* 6 p.m. SECN

### FEBRUARY

3 -/- at Texas\* 7 p.m. SECN  
7 -/- Missouri\* 1 p.m. SECN  
14 #14/15 at Alabama\* 8:30 p.m. SECN  
17 #22/22 at Florida\* 7 p.m. SECN  
21 -/- Mississippi State\* 1 p.m. SECN  
24 #RV/RV Kentucky\* 7 p.m. SECN  
28 #23/24 at Georgia\* 3:30 p.m. SECN

### MARCH

3 #19/20 Tennessee\* 6 p.m. SECN  
7 -/- at Ole Miss\* 1 p.m. SECN  
11-15 -/- SEC Tournament &  
19-20 -/- NCAA Tournament First Round =  
21-22 -/- NCAA Tournament Second Round =  
26-27 -/- Regional Semifinal - Sweet 16 #  
28-29 -/- Regional Final - Elite 8 #

### APRIL

4-6 -/- Final Four / TBA

All home games in bold | All times listed Eastern

SECN+ - SEC Network + | SECN - SEC Network | CBSSN - CBS Sports Network | \* indicates SEC contest | ^ - ACC/SEC Challenge | % - Skechers Greenbrier Tip-Off (White Sulphur Springs, W. Va.) | \$ - Palmetto Series | & - SEC Tournament (Nashville, Tenn.) | = - NCAA Tournament First and Second Rounds (various sites) | # - NCAA Regionals (various sites) | / - Final Four (Indianapolis, Ind.) | \*\* rankings listed are at time of game

## GAMECOCK MEN'S BASKETBALL



9-4, 0-0 SEC  
SOUTH CAROLINA

VS.



13-0, 0-0 SEC  
#11/11 VANDERBILT

HEAD COACH: Lamont Paris

(Wooster, '96; Indiana State, '00)

AT CAROLINA: 58-53 (4th season)

CAREER: 145-125 (9th season)

VS. VANDERBILT: 1-2

TOP SCORER: Johnson (14.0 ppg)

TOP REBOUNDER: Sharavjamts (5.9 rpg)

TOP ASSIST MAKER: Johnson (3.6)

TOP SHOT BLOCKER: Sharavjamts (0.8 bpg)

TOP STEALS LEADER: Johnson (1.2 spg)

COMMUNICATIONS/PR: Michael DeBates

X UPDATES: @GamecockMBB

HEAD COACH: Mark Byington (UNCW, '98)

AT VANDERBILT: 33-13 (2nd season)

CAREER: 246-146 (13th season)

VS. CAROLINA: 1-0

TOP SCORER: Miles (17.1 ppg)

TOP REBOUNDER: McGlockton (7.3 rpg)

TOP ASSIST MAKER: Tanner (4.8 apg)

TOP SHOT BLOCKER: Washington (1.4 bpg)

TOP STEALS LEADER: Miles (2.8 spg)

COMMUNICATIONS/PR: Jacob Bell

X UPDATES: @VandyMBB

### TIPOFF NOTABLES

> **A New Chapter** of Gamecock Men's Basketball is underway again in 2025-26 with fourth-year head coach Lamont Paris at the helm. It marks the 118th season of South Carolina men's hoops. Paris, who has been a part of 10 NCAA Division I Tournaments and 18, 20-win seasons as a college head and assistant coach, was named the University of South Carolina's 33rd head coach by former Director of Athletics Ray Tanner on Thursday, March 24, 2022.

> Paris, the 2024 SEC Coach of the Year and one of four finalists for the 2024 Naismith National Coach of the Year, helped engineer the greatest single-season turnaround in program history in 2023-24 as the team improved its win total by 15 games. The Gamecocks 26 wins in 2023-24 tied for the most single-season victories in program history with the 2016-17 Final Four team.

ASSISTANT AD/COMMUNICATIONS & PR:

MICHAEL DeBATES // MDEBATES@MAILBOX.SC.EDU

CELL: 712-348-5863 // X: @MDEBATES

SOUTH CAROLINA MEN'S BASKETBALL

ON SOCIAL MEDIA:

#GAMECOCKS // #FOREVERTOTHEE

X AND INSTAGRAM: @GAMECOCKMBB

FACEBOOK: /GAMECOCKMBB

ON THE WEB: GAMECOCKSONLINE.COM

## GAME 14

VENUE: Colonial Life Arena

BROADCAST: SEC Network

PLAY-BY-PLAY: Kevin Fitzgerald

ANALYST: Rodney Terry

RADIO: Gamecock Radio Network

IN COLUMBIA: 107.5 The Game

PLAY-BY-PLAY: Derek Scott

ANALYST: Casey Manning

SIRIUSXM: 390 | **SXM APP:** 980

WATCH: espn.com/watch

LIVE STATS: GamecocksOnline.com

SERIES: Vandy leads, 35-32

IN COLUMBIA: 19-13, Gamecocks lead

SERIES TREND: Teams have split the last 12 matchups dating back to Feb. 18, 2017.

**LAST MEETING:** 66-63 Vanderbilt win at Memorial Gym on Jan. 15, 2025. Devin McGlockton had the game-winning, and-1 with 0.6 seconds left.

### NUMBERS OF NOTE

**15-1** - The Gamecocks have a **15-1** record under Lamont Paris when shooting 50.0% or higher. The lone loss came in his 1st season in 2022-23 at Missouri.

**19-1** - The Gamecocks are **19-1** under Paris when scoring 80 or more points (only loss vs. VT in OT on Dec. 2).

**46-10** - The Gamecocks are **46-10** in 3 seasons under Paris when holding teams below 70 points (.821 win %).

**48** - Meechie Johnson scored his 1,000th career point at SC vs. The Citadel (Dec. 13). He became the **48th** Gamecock to join the 1,000-career point club (first since AJ Lawson in 2021).

**458** - Johnson (207) and Myles Stute (251) have combined to make **458** 3s in their college careers. The Gamecocks are one of 8 teams in D1 with multiple players with 200+ career makes from behind the arc.

**80** - South Carolina scored **80** or more points in its first four games of the season for the first time since 1970-71, a team led by Hall of Fame head coach Frank McGuire.

**95+** - The Gamecocks have scored 95+ points in consecutive games for the first time since the 1970-71 season when Carolina beat Duke, 98-78, on 12/12/70 and Maryland, 96-70, on 12/16/70.

**95+** - The Gamecocks have scored 95+ points in consecutive games for the first time since the 1970-71 season when Carolina beat Duke, 98-78, on 12/12/70 and Maryland, 96-70, on 12/16/70.

**95+** - The Gamecocks have scored 95+ points in consecutive games for the first time since the 1970-71 season when Carolina beat Duke, 98-78, on 12/12/70 and Maryland, 96-70, on 12/16/70.

**95+** - The Gamecocks have scored 95+ points in consecutive games for the first time since the 1970-71 season when Carolina beat Duke, 98-78, on 12/12/70 and Maryland, 96-70, on 12/16/70.

**95+** - The Gamecocks have scored 95+ points in consecutive games for the first time since the 1970-71 season when Carolina beat Duke, 98-78, on 12/12/70 and Maryland, 96-70, on 12/16/70.

**95+** - The Gamecocks have scored 95+ points in consecutive games for the first time since the 1970-71 season when Carolina beat Duke, 98-78, on 12/12/70 and Maryland, 96-70, on 12/16/70.

**95+** - The Gamecocks have scored 95+ points in consecutive games for the first time since the 1970-71 season when Carolina beat Duke, 98-78, on 12/12/70 and Maryland, 96-70, on 12/16/70.

**95+** - The Gamecocks have scored 95+ points in consecutive games for the first time since the 1970-71 season when Carolina beat Duke, 98-78, on 12/12/70 and Maryland, 96-70, on 12/16/70.

**95+** - The Gamecocks have scored 95+ points in consecutive games for the first time since the 1970-71 season when Carolina beat Duke, 98-78, on 12/12/70 and Maryland, 96-70, on 12/16/70.

**95+** - The Gamecocks have scored 95+ points in consecutive games for the first time since the 1970-71 season when Carolina beat Duke, 98-78, on 12/12/70 and Maryland, 96-70, on 12/16/70.

### PROBABLE GAMECOCK STARTERS (BASED OFF PREVIOUS GAME)

#	Name	Ht.	Wt.	Cl.	Hometown	PPG	RPG	APG	Misc.
5	Meechie Johnson	6-2	192	RSR	Cleveland, Ohio	14.0*	3.5	3.6*	All-SEC in 2024 after leading SC in scoring (14.1 ppg)
4	Kobe Knox	6-5	200	RSR	Tampa, Fla.	9.5	2.6	2.8	10.8 ppg at USF in 2024-25; 84 career D1 starts
55	Mike Sharavjamts	6-9	195	SR	Ulaanbaatar, Mongolia	11.8	5.9*	2.7	10+ pts 10x in 13 games; shooting 54.1% (53-of-98 FGs)
10	Myles Stute	6-7	221	GR	Washington, D.C.	7.4	4.4	1.3	251 career 3s; career 37.0% shooter from behind the arc
31	Elijah Strong	6-8	250	JR	Charlotte, N.C.	9.8	2.2	1.0	Made first start at SC vs. UAlbany (Dec. 30)

\* indicates team leader



- Logged first career start at SC vs. Northwestern (Nov. 23) at the Greenbrier Tip-Off
- Played in 28 games for the Gamecocks in his first season in Garnet & Black in 24-25 ; averaged 1.8 points, 0.9 rebounds and 0.5 blocks in 7.1 minutes per game
- Scored season-high 9 pts vs. Arkansas (March 1)
- Spent his freshman season at Missouri in 2023-24
- Played in 31 games for the Tigers, making 14 starts
- Averaged 2.3 points and 2.0 rebounds in 11.4 min
- Four-star prospect and a top-150 player that was ranked No. 2 in the state of South Carolina coming out of high school

**Jordan Butler • F • SO • 7-0 • 237 • Greenville, S.C. // MISSOURI**

CAREER-HIGH 11 PTS & 7 REB IN 81-61 WIN OVER PRESBYTERIAN ON NOV. 12

	MIN	PTS	REB	AST	STL	BLK	FG%	3FG%	FT%
24-25	11.8	4.5	2.8	0.2	0.3	0.2	51.5	20.0	77.8
Career	9.6	2.4	1.7	0.2	0.2	0.6	40.9	23.7	67.2

**Career Highs:** 11 points\*, 7 rebounds\*, 2 assists, 2 steals\*, 3 blocks



- Played in 47 games with 22 starts in three collegiate seasons with stops at Saint Joseph's (2022-24) and Providence (2024-25)
- Entered year a career 50.2% shooter (107-of-213 FGs)
- At Providence in 2024-25, averaged 4.3 points and 3.9 rebounds per game in 22 appearances (seven starts) for the Friars
- At Saint Joseph's in 2023-24, averaged 8.2 points, 5.7 rebounds, 1.5 assists and 1.1 blocks per game in 25 appearances (15 starts)
- Scored a career-high 21 points with 12 rebounds in a 71-69 win vs. Duquesne (1/20/24)
- Pulled down a career-high 15 rebounds in a 75-73 win vs. George Mason (1/31/24)

**Christ Essandoko • F • JR • 7-0 • 280 • Clichy, France // PROVIDENCE**

MISSED UALBANY GAME ON DEC. 30 WITH ANKLE ; 8 PTS & 7 REB AT CLEMSON (DEC. 16)

	MIN	PTS	REB	AST	STL	BLK	FG%	3FG%	FT%
24-25	8.9	2.7	2.1	0.6	0.2	0.1	35.7	45.5	55.6
Career	16.4	5.7	4.3	1.1	0.3	0.7	48.5	34.9	60.5

**Career Highs:** 21 points, 15 rebounds, 5 assists, 3 steals, 3 blocks



- In three collegiate seasons, played in 97 games (71 starts) and averaged 8.0 points, 2.5 rebounds and 1.4 assists per game with stops at Grand Canyon (2021-23) and USF (2023-25)
- Fresh off his best collegiate season, averaging 10.8 points, 3.1 rebounds, 1.6 assists and 1.1 steals per game for USF in 2024-25
- Had 30 games with 10 or more points in two seasons at USF (team 22-8 in those games)
- Helped lead the Bulls to a 25-8 record and 16-2 mark in league action in 2023-24, helping the team to its first AAC Regular Season Title in program history
- Key contributor on Grand Canyon's 2023 NCAA Tournament Team

**Kobe Knox • G • RSR • 6-5 • 200 • Tampa, Fla. // USF**

CAREER-HIGH 21 PTS VS. SAM HOUSTON STATE IN 2023 WAC TOURNAMENT

	MIN	PTS	REB	AST	STL	BLK	FG%	3FG%	FT%
24-25	28.1	9.5	2.6	2.8	0.8	0.2	48.1	24.3	86.7
Career	23.8	8.2	2.5	1.6	0.7	0.6	45.5	33.0	70.6

**Career Highs:** 21 points, 9 rebounds, 7 assists, 4 steals, 5 blocks



- Career-high 33 pts in OT win vs. Southern Miss (11/9/25) ; hit career-best 7 3s & scored 14 pts in final 3:39 to force OT
- Returns to SC after spending last season at Ohio State
- In two seasons for the Gamecocks from 2022-24, played in 63 games w/ 62 starts, averaging 13.4 points, 3.9 rebounds & 3.2 assists per game
- Led the team in scoring in 23-24 (14.1 ppg) en route to earning All-SEC honors ; helped Gamecocks to 26-8 record & 1st NCAAT app. since 2017
- 204 career 3s made (1.6 per game)

**Meechie Johnson • G • RSR • 6-2 • 192 • Cleveland, Ohio // OHIO STATE**

2024 SECOND TEAM ALL-SEC PICK AFTER AVERAGING 14.1 PPG, 4.1 RPG & 2.9 APG AT SC

	MIN	PTS	REB	AST	STL	BLK	FG%	3FG%	FT%
24-25	29.5	14.0	3.5	3.6	1.2	0.0	43.0	34.8	76.4
Career	24.7	9.7	2.8	2.4	0.8	0.1	37.7	33.3	74.7

**Career Highs:** 33 points\*, 8 rebounds, 8 assists, 4 steals, 1 block



- Pulled his redshirt, earning rotational spot after playing well on the scout team
- Made his debut vs. Stetson (Dec. 6), finishing with 2 pts & 2 reb in 13 minutes of run
- Played five seasons of varsity & was coached by his dad ; averaged 13.7 points and 8.5 rebounds per game ; had 1,922 career points (school's all-time leader) and 1,196 career rebounds ; led the team in scoring and rebounding his final three prep seasons
- All-state, all-conference performer for the Juggernauts ; 4.0 GPA in the classroom in HS

**EJ Walker • F • FR • 6-7 • 237 • Florence, Ky. // Lloyd Memorial (ERLANGER, Ky.)**

MADE HIS GAMECOCK DEBUT IN 31-POINT ROUT OF STETSON ON DEC. 6

	MIN	PTS	REB	AST	STL	BLK	FG%	3FG%	FT%
25-26	10.0	1.6	2.0	0.0	0.0	0.2	40.0	33.3	75.0
Career									

**Career Highs:** 2 points\*, 5 rebounds\*, 1 block\*



- Missed 3 games with concussion/broken nose
- Granted extra year of eligibility from NCAA after missing 17 of 18 SEC games due to blood clot in left lower leg last season ; graduated last spring
- Season-high 15 pts in win vs. SC State (Dec. 22) ; was 3-of-5 from behind the arc and also pulled down team-high seven rebounds
- Has played in 50 games (39 starts) in 3 seasons at SC ; averaged 8.3 pts & 3.3 reb PG in 2023-24 in helping the team to a 26-8 record and return to the NCAA Tournament for first time since 2017
- Has made 248 career 3s (1.8 per game)

**Myles Stute • G • GR • 6-6 • 210 • Washington, D.C. // VANDERBILT**

RETURNED VS. STETSON (DEC. 6) AFTER MISSING 3 GAMES ; HAD 1,000TH CAREER PT VS. RADFORD (NOV. 18)

	MIN	PTS	REB	AST	STL	BLK	FG%	3FG%	FT%
24-25	22.6	7.4	4.4	1.3	0.7	0.2	37.5	30.6	78.6
Career	23.0	7.4	3.6	0.7	0.5	0.2	38.1	37.0	70.6

**Career Highs:** 22 points, 11 rebounds, 3 assists\*, 4 steals, 3 blocks



- 3 games in double-figures this season ; he & Arkansas' Meleek Thomas only SEC freshmen with multiple games with 4 or more made 3s
- Ranked No. 5 in the DC metro area via 247Sports
- As a senior at St. Albans, averaged 22.8 pts, 8.2 reb, 2.2 ast and 1.8 stl per game
- Shot 45.0% from behind the arc (109-of-242 3FGs) ; had 18 games with four or more made 3s
- As a junior in 2023-24, averaged 19.0 pts, 6.0 reb, 2.2 ast and 1.3 stl per game ; set a then school record he eventually broke w/ 95 3s

**Grant Polk • G • FR • 6-6 • 197 • Gainesville, Va. // ST. ALBANS (WASHINGTON, D.C.)**

CAREER-HIGH 13 PTS VS. SC STATE (DEC. 22) ; MADE 204 3S FINAL 2 HS SEASONS

	MIN	PTS	REB	AST	STL	BLK	FG%	3FG%	FT%
25-26	15.3	6.0	1.6	0.2	0.2	0.1	46.6	44.7	75.0
Career									

**Career Highs:** 13 points\*, 4 rebounds\*, 2 assists\*, 1 steal\*, 1 block\*



- Returns to the program after studying abroad last year in Chile ; graduated in December in 3.5 years with an international business degree
- Joined the Gamecocks as a walk-on prior to the start of the academic year in Lamont Paris' first season in 2022-23
- Appeared in 12 games (eight in SEC play) off the bench his first season, averaging 1.4 points in 6.2 minutes per game ; 15 of his 17 points came from behind the arc
- Made a 3-pointer in four of the team's final five games of the 2022-23 season

**Eli Sparkman • G • SR • 6-0 • 160 • Cleveland, Tenn. // BAYLOR SCHOOL (CHAATANOOGA, TENN.)**

HAS MADE 23 APPEARANCES AS A GAMECOCK IN THREE SEASONS W/ TEAM

	MIN	PTS	REB	AST	STL	BLK	FG%	3FG%	FT%
25-26	4.1	0.4	0.4	0.1	0.1	0.0	33.3	33.3	0.0
Career	5.4	1.0	0.7	0.2	0.2	0.0	38.9	40.0	100

**Career Highs:** 6 points, 3 rebounds, 1 assist\*, 1 steal\*





- A consensus four-star prospect ranked No. 69 nationally via 247Sports ; No. 9 point guard for the class ; No. 3 ranked player in the state of North Carolina
- Joins Gregory "GG" Jackson II (2022), Collin Murray-Boyles (2023) and Cam Scott (2024) as four-star or better signees under Lamont Paris at SC
- Won his second consecutive OTE MVP in 2024-25 after averaging 32.1 points, 6.7 assists, 5.7 rebounds and 1.7 steals per game ; led the YNG Dreamerz to the OTE Championship
- Won 2023-24 OTE MVP after averaging 33.4 points, 6.1 rebounds, 5.1 assists and 1.8 steals per game ; logged five games with 40 or more points during the regular season

**Eli Ellis • G • FR • 6-0 • 191 • Hickory, N.C. // MORAVIAN PREP (HUDSON, N.C.)**  
10+ PTS IN 5 GAMES ; TWO-TIME OTE MVP AND OTE ALL-TIME LEADING SCORER

	MIN	PTS	REB	AST	STL	BLK	FG%	3FG%	FT%
25-26	27.2	10.2	2.6	2.8	0.9	0.0	42.6	22.2	87.2

Career

**Career Highs:** 20 points\*, 9 rebounds\*, 5 assists\*, 3 steals\*



- First career start vs. PC (Nov. 12) ; had 5 pts, 2blks & 8 reb to lead team, 6 on the offensive glass
- Three-star prospect that was the first player committed in the 2025 class
- Played his final prep season at Moravian Prep and with the YNG Dreamerz in Overtime Elite
- In 2024-25, averaged 5.3 points, 8.7 rebounds, 1.8 blocks and 1.1 assists per game helping YNG Dreamerz win the OTE Championship
- As a junior at Powdersville High School (Greenville, S.C.), averaged 15.2 points, 8.6 rebounds, 2.6 blocks and 1.7 assists per game
- Led Powdersville to the 2024 3A State Title

**Hayden Asseman • F • FR • 6-6 • 230 • Greenville, S.C. // MORAVIAN PREP (HUDSON, N.C.)**  
CAREER-HIGH 13 PTS VS. UALBANY (DEC. 30) ; HS TEAMMATES W/ ELI ELLIS & ABU YARMAH

	MIN	PTS	REB	AST	STL	BLK	FG%	3FG%	FT%
25-26	12.2	4.1	3.7	0.3	0.2	0.6	84.0	0.0	58.3

Career

**Career Highs:** 13 points\*, 8 rebounds\*, 2 assists\*, 2 blocks\*, 1 steal\*



- In 2024-25, played at UC San Diego where he saw action in 34 games (33 starts) and averaged 10.7 points, 5.2 rebounds and 1.2 assists per game
- Helped lead the Tritons to a 30-5 record and the Big West Regular Season Championship as well as the Big West Conference Tournament Title
- Had 15 points, eight rebounds and three assists in a tight 68-65 loss to fifth-seeded Michigan in the opening round of the 2025 NCAA Tournament
- Scored in double-figures 17 times (team 15-2 when he scored 10 or more points) with a career-high 25 points in an 81-60 win over Cal State Bakersfield (12/7/24)

**Nordin Kapic • F • SR • 6-8 • 240 • Vienna, Austria // UC San Diego**  
SPENT 2 SEASONS AT DIVISION II LYNN PRIOR TO UC SAN DIEGO ; 13 PTS 5 REB IN GAMECOCK DEBUT

	MIN	PTS	REB	AST	STL	BLK	FG%	3FG%	FT%
25-26	8.8	4.0	2.0	0.4	0.1	0.0	45.7	38.9	55.6

Career 26.4 14.5 7.3 1.6 0.9 0.5 47.7 35.1 74.9

**Career Highs:** 42 points, 18 rebounds, 6 assists, 5 steals, 3 blocks




- 7 games with 10+ pts this season ; 22 pts (20 in 2nd half) in 74-62 win vs. Charleston Southern (Nov. 28)
- Spent two seasons at BC (2023-25), 46 GP/20 starts
- Had his best season in college in 2024-25, averaging 9.6 points and 4.1 rebounds per game while shooting 45.2% (95-of-210 FGs) from the floor and 36.2% (25-of-69 3FGs) from behind the arc
- Scored 10+ 11 times for the Eagles as a sophomore
- Had a career-high 25 points in a 72-69 win over Temple (11/15/24) ; also pulled down 13 rebounds and went 11-of-19 (57.9%) from the floor in the victory
- Played in 19 games with one start in limited minutes at BC as a true freshman in 2023-24 ; shot 52.5% (21-of-40 FGs) from the floor

**Elijah Strong • F • JR • 6-8 • 250 • Charlotte, N.C. // BOSTON COLLEGE**  
SCORED 22 PTS (9-FOR-16 FGs) IN JUST 16 MIN OFF BENCH VS. CHARLESTON SOUTHERN (NOV. 28)

	MIN	PTS	REB	AST	STL	BLK	FG%	3FG%	FT%
25-26	15.5	9.8	2.2	1.0	0.3	0.2	49.0	25.0	75.0

Career 16.4 7.4 2.6 0.7 0.2 0.2 47.1 31.9 64.3

**Career Highs:** 25 points\*, 13 rebounds\*, 4 assists\*, 2 blocks\*, 2 steals\*



- Made stops at three different schools in his collegiate journey playing at Dayton (2022-23), San Francisco (2023-24) and Utah (2024-25)
- Entered season having played in 99 career games with 83 starts while averaging 6.9 points, 2.8 rebounds and 2.7 assists per game
- Averaged 7.2 points, 3.4 rebounds and 2.8 assists in 2024-25 for the Utes ; had nine games with 5+ assists for Utah (has 22 for career)
- The first Mongolian citizen to earn a Division I scholarship
- Father Sharavjamts Tserenjankhar, aka The Mongolian Shark, was the first Asian Harlem Globetrotter

**Mike Sharavjamts • G • SR • 6-9 • 195 • Ulaanbaatar, Mongolia // UTAH**  
FIRST CAREER DOUBLE-DOUBLE WITH 12 PTS & 10 REB VS. RADFORD ON NOV. 18

	MIN	PTS	REB	AST	STL	BLK	FG%	3FG%	FT%
24-25	28.6	11.8	5.9	2.7	0.7	0.8	54.1	27.0	90.5

Career 24.1 7.4 3.1 2.7 0.7 0.5 42.6 32.2 75.5

**Career Highs:** 19 points, 10 rebounds\*, 8 assists, 4 steals, 3 blocks



## ROSTER BREAKDOWN

### Guards (9)

#4 Kobe Knox  
#5 Meechie Johnson  
#7 Abu Yarmah  
#10 Myles Stute  
#13 Grant Polk  
#14 Eli Sparkman  
#15 Eli Ellis  
#23 Cam Scott  
#55 Mike Sharavjamts

### Forwards (6)

#0 Jordan Butler  
#2 Christ Essandoko  
#6 EJ Walker  
#20 Hayden Asseman  
#24 Nordin Kopic  
#31 Elijah Strong

### By Height

#14 Eli Sparkman (6-0)  
#15 Eli Ellis (6-0)  
#5 Meechie Johnson (6-2)  
#4 Kobe Knox (6-5)  
#7 Abu Yarmah (6-6)  
#13 Grant Polk (6-6)  
#20 Hayden Asseman (6-6)  
#23 Cam Scott (6-6)  
#6 EJ Walker (6-7)  
#10 Myles Stute (6-7)  
#24 Nordin Kopic (6-8)  
#31 Elijah Strong (6-8)  
#55 Mike Sharavjamts (6-9)  
#0 Jordan Butler (7-0)  
#2 Christ Essandoko (7-0)

## 2025-26 SOUTH CAROLINA MEN'S BASKETBALL ROSTER

### Numerical Roster

No.	Name	Pos.	Ht.	Wt.	Cl.	Exp.	Hometown // Last School
0	Jordan Butler	F	7-0	237	JR	1L	Greenville, S.C. // Missouri
2	Christ Essandoko	F	7-0	280	RJR	TR	Clichy, France // Providence
4	Kobe Knox	G	6-5	200	RSR	TR	Tampa, Fla. // USF
5	Meechie Johnson	G	6-2	192	RSR	2L	Cleveland, Ohio // Ohio State
6	EJ Walker	F	6-7	253	FR	HS	Florence, Ky. // Lloyd Memorial (Erlanger, Ky.)
7	Abu Yarmah	G	6-6	209	FR	HS	Roanoke, Va. // Moravian Prep (Hudson, N.C.)
10	Myles Stute	G	6-7	221	GR	2L	Washington, D.C. // Vanderbilt
13	Grant Polk	G	6-6	197	FR	HS	Gainesville, Va. // St. Albans (Washington, D.C.)
14	Eli Sparkman	G	6-0	160	SR	2L	Cleveland, Tenn. // Baylor School (Chattanooga, Tenn.)
15	Eli Ellis	G	6-0	192	FR	HS	Hickory, N.C. // Moravian Prep (Hudson, N.C.)
20	Hayden Asseman	F	6-6	230	FR	HS	Greenville, S.C. // Moravian Prep (Hudson, N.C.)
23	Cam Scott	G	6-6	172	SO	1L	Lexington, S.C. // Lexington
24	Nordin Kopic	F	6-8	240	SR	TR	Vienna, Austria // UC San Diego
31	Elijah Strong	F	6-8	250	JR	TR	Charlotte, N.C. // Boston College
55	Mike Sharavjamts	G	6-9	195	SR	TR	Ulaanbaatar, Mongolia // Utah

### Pronunciation Guide

**#2: CREEST** eh-SAHN-duh-ko

**#5: MEE-chee** Johnson

**#7: Uh-BOO YAR-Muh**

**#10: Myles STEW-tee**

**#20: Hayden Uh-Simeon**

**#24: Nor-den KAY-putch**

**#55: Mike Shar-uv-JAHMTS**

**Head Coach:** Lamont Paris (Wooster, '96 ; Indiana State '00)

**Assistant Coach:** Tanner Bronson (Wisconsin, '08)

**Assistant Coach:** Eddie Shannon (Florida, '99)

**Assistant Coach:** Will Bailey (UAB, '97)

**Assistant Coach:** David McKinley (Ohio, '13)

**Special Assistant to the Head Coach:** Carey Rich (South Carolina, '95)

**Director of Basketball Operations:** Colby Arendale (Chattanooga, '18)

**Director of Video Services:** Roman DiPasquale (Wisconsin, '11)

**Strength & Conditioning Coach:** Scott Greenawalt (Muskingum College, '98)

**Athletic Trainer:** Mark Rodger (Buffalo, '01)

**Assistant AD/Athletics Communications and PR:** Michael DeBates (Iowa State, '14)

**Director of Academics:** Kaitlyn McCanna-Doty (Texas Lutheran, '11)

**GAMECOCK**  
MEN'S BASKETBALL







# 2025-26 SOUTH CAROLINA BASKETBALL TV/RADIO ROSTER



#0 JORDAN BUTLER



#2 CHRIST ESSANDOKO



#4 KOBE KNOX



#5 MEECHIE JOHNSON



#6 EJ WALKER



#7 ABU YARMAH



#10 MYLES STUTE



#13 GRANT POLK



#14 ELI SPARKMAN



#15 ELI ELLIS



#20 HAYDEN ASSEMAN



#23 CAM SCOTT



#24 NORDIN KAPIC



#31 ELIJAH STRONG



#55 MIKE SHARAVJAMTS



LAMONT PARIS



TANNER BRONSON



WILL BAILEY



EDDIE SHANNON



DAVID MCKINLEY

## A SEASON TO REMEMBER IN 2023-24...

**25 regular season wins** - the most in program history

**26 total wins** - tied for the most in a single seasons in program history with the 2016-17 Final Four Team

**13 SEC wins** - the second most in program history

**7 SEC road wins** - tied with the 1996-97 team for the most in program history

**+15 in the win column** - the greatest single season turn-around in program history, surpassing the 11-win improvement under Dave Odom from 2002-03 to 2003-04

**12-4 record away from home** - tied for the second-best record in Power Six in true road/neutral site games with Houston & Purdue

**3-4 record against ranked teams** - Gamecocks were 3-17 combined the previous seasons against top-25 opponents

**ONE of FIVE teams** in the nation with a top-five, true road win

**ONE of 18 teams** in the nation with multiple top-10 wins

**ONE of FOUR teams** in the SEC to rank in the top-50 of adj. efficiency on both offense and defense via KenPom

**25 opponents held below 70 points** - 1-4th best mark in the country

**Allowed just 67.0 ppg** - the best scoring defense in the SEC

**Seven-game win streak in SEC play** - the longest SEC win streak in program history since the 1996-97 SEC Champion Gamecocks started league play 11-0

**274 made 3s** - most in program history

**344 turnovers** - third fewest in program history

## INTERVIEW POLICIES

In general, ALL interview requests must be made in advance to Assistant AD Michael DeBates in the South Carolina Athletics Communications and Public Relations Office.

All interviews are to be coordinated through the Communications and Public Relations Office. This allows the staff to arrange the interview when it best suits the student-athlete's and the reporter's schedules. Please contact the Communications and Public Relations Office in advance to make your interview requests. Media are not permitted to contact student-athletes on their own at any time. All interviews will take place at the designated media interview site for that day as listed in the weekly availability schedule.

Dormitory, apartment and cell phone numbers for student-athletes will not be provided to the media. Should you need to conduct a telephone interview with a student-athlete, a call will be placed to you from the student-athlete at a mutually agreeable time.

### SOUTH CAROLINA ATHLETICS COMMUNICATIONS & PR

Michael DeBates, primary contact

Assistant AD

cell: 712-348-5863

e-mail: mdebates@mailbox.sc.edu

X: @mdebates

### SOUTH CAROLINA MEN'S BASKETBALL ONLINE

Website: [www.GamecocksOnline.com/sports/mens-basketball](http://www.GamecocksOnline.com/sports/mens-basketball)

Facebook: [www.Facebook.com/GamecockMBB](http://www.Facebook.com/GamecockMBB)

X: @GamecockMBB

Instagram: @GamecockMBB

## NOTABLE NUMBERS

**40%**

> South Carolina is 28-3 under head coach Lamont Paris when holding opponents below **40%** shooting from the floor. The Gamecocks are 4-0 this season when accomplishing the defensive feat.

**7**

> Lamont Paris was a part of the Wisconsin coaching staff that made **SEVEN** straight appearances in the NCAA Tournament. Included in that stretch was a National Championship Game appearance (2015), Final Four (2014) and four Sweet 16s (2011, 2012, 2016 & 2017).

**5**

> The Gamecocks **five-man** freshmen class of Hayden Assemian, Eli Ellis, Grant Polk, EJ Walker and Abu Yarmah is tied for the second biggest freshmen class in the SEC this season behind only Arkansas.

**7-0**

> South Carolina is **7-0** (2-0 this season) under Lamont Paris when dishing out 20 or more assists. The Gamecocks had 24 helpers in the opener on 31 made FGs. All 12 players who played for SC had at least one assist.

## A SOUTH CAROLINA WIN WOULD ...

- Improve Lamont Paris to 2-2 in SEC home openers over the last 4 seasons. The last SEC home opening victory was a 68-62 win over Mississippi State on Jan. 6, 2024. Meechie Johnson had 24 points to lead all scorers in the nationally televised CBS broadcast.
- Be the team's first top-25 win since a 91-88 OT victory over Clemson last season on Dec. 17, 2024 and first top-15 win since a 63-59 triumph on the road at No. 5/5 Tennessee on Jan. 30, 2024. It would mark the fifth top-25 victory in four seasons under Paris.
- Give South Carolina a 10-1 record at Colonial Life Arena this season.

## GET RIGHT GAMES

> After a tough road loss at in-state rival Clemson on Dec. 16, a game in which Carolina scored a season-low 61 points on 4-of-26 (15.4%) from 3, the Gamecocks have bounced back scoring 95 and 96 in blowout victories over SC State (Dec. 22) and UAlbany (Dec. 30) to end non-conference play. It's the first time since the 1970-71 season Carolina has scored 95 or more points in consecutive games. In the two victories, 10 players total scored in double-figures in balanced offensive efforts. The Gamecocks were a combined 59.6% (62-of-104) from the floor, 39.2% (20-of-51) from 3 and 88.7% (47-of-53) at the free throw line. Myles Stute has got back on track scoring 15 points against the Bulldogs and 12 points against the Great Danes. Stute, who enters league play with the most career SEC minutes and games played, is 6-of-11 (54.5%) over the last two games for Carolina. Over the last three seasons, the team is 10-1 when he makes three or more 3s and 17-1 when he scores 10 or more points, the only loss each time coming at No. 16/16 Indiana on Nov. 16 last season.

## HEARTBREAKER AT HOME

> Virginia Tech handed the Gamecocks their first home loss, 86-83, in overtime in the ACC/SEC Challenge on Dec. 2. Ben Hammond made the go-ahead layup with 13 seconds to go in OT to help the Hokies prevail. Meechie Johnson fired a potential game-winning 3 with 3 seconds remaining that rimmed out. He finished with 18 points on 7-of-12 shooting for Carolina. The Gamecocks battled back from a 10-point, first half deficit taking the lead, 68-65, with 3:39 to go on a Mike Sharavjams putback, and-1. Both teams had a number of chances down the stretch but couldn't get shots to fall as the game went to OT tied at 70. It was the first loss of the Lamont Paris era at Carolina when the team scores 80 or more points (entered the game 16-0). The SEC won the ACC/

SEC Challenge for the second-straight year, 9-7.

## STRONG BOUNCE BACK DUB

> Elijah Strong scored 20 of his season-high 22 points in a 74-62 victory over Charleston Southern (Nov. 28), snapping a two-game losing skid by the Gamecocks. He finished 9-of-16 from the floor and scored 20 of the team's final 29 points in just 16 minutes total of action off the bench. Kobe Knox had 15 points on an efficient 6-of-8 from the floor. He had a highlight reel dunk over a 6-11 player for the Bucs that sparked a 16-4 run by South Carolina that helped put the game away.

## TOUGH TRIP TO THE GREENBRIER

> South Carolina came up just shy in both its games at the Skechers Greenbrier Tip-Off falling 79-72 to Butler (Nov. 21) and 79-77 to Northwestern (Nov. 23) on a late basket with 0.8 seconds left. The 3-point shot, a strength of this year's team, wasn't falling in Colonial Hall ballroom as Carolina was just 28.3% (17-of-60) in its two games. The Bulldogs used a 48-29 advantage on the glass to holdoff the Gamecocks in game one, limiting Carolina's second chance opportunities. Meechie Johnson led all scorers with 24 points. The Gamecocks closed game two on a 13-1 run to tie the game at 75-all with 1:44 to go. Arrinten Page made the game-winning FG with just under 1 second to go as the Wildcats prevailed, 79-77. Carolina battled back from double-digit, second half deficits in both games to give itself a chance in the final 5 minutes.

## THE BENCH GUYS CAN PLAY A LITTLE BIT TOO

> Elijah Strong (15) and Eli Ellis (14) combined for 29 of the team's season-high 50 bench points in an 87-58 rout of Radford on Nov. 18. All 12 players who entered the game for Carolina scored a bucket with Eli Sparkman hitting a late 3 to get on the scoresheet. Mike Shara-



## CAROLINA BENCH PRODUCTION

GAME	SC-OPP	DIFF.	BENCH SCORER
NC A&T	39-25	+14	Ellis/Strong, 11
Southern Miss	20-27	-7	Ellis, 20
Presbyterian	36-19	+17	Polk, 12
Radford	50-22	+28	Strong, 15
vs. Butler	26-14	+12	Ellis, 13
vs. Northwestern	31-22	+9	Strong, 16
Charleston Southern	33-45	-12	Strong, 22
Virginia Tech	36-34	+2	Strong, 18
Stetson	41-14	+27	Polk/Strong, 12
The Citadel	21-12	+9	Ellis, 8
at Clemson	14-41	-27	Kapic, 5
SC State	48-8	+40	Polk/Strong, 13
Albany	43-25	+18	Assemian, 13

Vanderbilt
at LSU
Georgia
at Arkansas
at Auburn
Oklahoma
at Texas A&M
Florida
LSU
at Texas
Mizzou
at Alabama
at Florida
Miss. State
Kentucky
at Georgia
Tennessee
at Ole Miss

## CAROLINA SPECIALTY STATS

(PP) points in paint; (OT) points off turnovers; (2nd) second chance points; (FB) fast break points

(South Carolina-Opponent)

GAME	PP	OT	2ND	FB
NC A&T	28-34	8-14	13-5	9-28
Southern Miss	14-34	6-25	6-12	9-16
Presbyterian	28-44	4-11	9-12	3-8
Radford	48-16	20-15	13-9	4-20
vs. Butler	32-42	12-9	10-23	11-14
vs. Northwestern	32-44	15-11	17-4	9-20
Charleston Southern	30-36	9-1	12-6	11-7
Virginia Tech	30-54	11-6	5-12	7-10
Stetson	34-20	9-12	12-7	8-12
The Citadel	42-32	9-6	11-6	8-9
at Clemson	26-28	6-16	9-8	3-8
SC State	36-10	13-16	12-10	18-3
Albany	32-32	23-11	11-26	6-8

Vanderbilt
at LSU
Georgia
at Arkansas
at Auburn
Oklahoma
at Texas A&M
Florida
LSU
at Texas
Mizzou
at Alabama
at Florida
Miss. State
Kentucky
at Georgia
Tennessee
at Ole Miss

<b>SC Total</b>	<b>412</b>	<b>145</b>	<b>138</b>	<b>106</b>
<b>SC Average</b>	<b>31.7</b>	<b>11.2</b>	<b>10.6</b>	<b>8.2</b>
<b>Opp Total</b>	<b>426</b>	<b>146</b>	<b>137</b>	<b>163</b>
<b>Opp Average</b>	<b>32.8</b>	<b>11.2</b>	<b>10.5</b>	<b>12.5</b>



## 2025-26 SOUTHEASTERN CONFERENCE STANDINGS

Thru games played Thursday, Jan. 1

Team	Conference	Overall
#11/11 Vanderbilt	-	13-0
#23/24 Georgia	-	12-1
LSU	-	12-1
#14/15 Alabama	-	10-3
#18/18 Arkansas	-	10-3
Missouri	-	10-3
Oklahoma	-	10-3
#19/20 Tennessee	-	10-3
Texas A&M	-	10-3
#RV/RV Auburn	-	9-4
#22/22 Florida	-	9-4
#RV/RV Kentucky	-	9-4
<b>South Carolina</b>	-	<b>9-4</b>
Texas	-	9-4
Ole Miss	-	8-5
Mississippi State	-	8-5

## SCORES AND SCHEDULE IN THE SEC

### Monday, Dec. 29

at #22 Florida 94, Dartmouth 72  
at Mississippi St. 94, Alabama St. 56  
at #23 Georgia 89, LIU 74  
at #11 Vanderbilt 96, New Haven 53  
at Ole Miss 79, Alcorn St. 43  
at #18 Arkansas 103, James Madison 74  
at LSU 90, Southern Miss 62  
at Oklahoma 93, Mississippi Val. 69  
at Texas A&M 111, Prairie View 82  
at #14 Alabama 102, Yale 78  
at Auburn 106, Queens 65

### Tuesday, Dec. 30

at South Carolina 96, Albany 67  
at #19 Tennessee 105, South Carolina St. 54

### Saturday, Jan. 3

Kentucky at #14 Alabama ESPN 12:00p  
Auburn at #23 Georgia SECN 1:00p  
#11 Vanderbilt at South Carolina ESPN2 2:00p  
#19 Tennessee at #18 Arkansas ESPN2 3:00p  
Ole Miss at Oklahoma SECN 3:30p  
LSU at Texas A&M ESPN2 4:00p  
Mississippi State at Texas SECN 6:00p  
#22 Florida at Missouri SECN 8:30p

### Tuesday, Jan. 6

South Carolina at LSU ESPN2 7:00p  
Georgia at Florida SECN 7:00p  
Texas at Tennessee ESPN2 9:00p  
Texas A&M at Auburn SECN 9:00p

### Wednesday, Jan. 7

Missouri at Kentucky ESPN2 7:00p  
Oklahoma at Mississippi State SECN 7:00p  
Alabama at Vanderbilt ESPN2 9:00p  
Arkansas at Ole Miss SECN 9:00p

- All times listed Eastern Time
- Neutral site games in **ITALICS**

## ASSOCIATED PRESS POLL

WEEK 8 - Dec. 22, 2025

RK	TEAM	REC	PTS	TREND
1	Arizona (38)	11-0	1428	-
2	Michigan (19)	11-0	1408	-
3	Iowa State (1)	12-0	1320	↑1
4	UConn	12-1	1281	↑1
5	Purdue	11-1	1174	↑1
6	Duke	11-1	1148	↓3
7	Gonzaga	12-1	1080	-
8	Houston	11-1	1061	-
9	Michigan State	11-1	985	-
10	BYU	11-1	966	-
11	Vanderbilt	12-0	810	↑2
12	North Carolina	11-1	806	-
13	Nebraska	12-0	704	↑2
14	Alabama	9-3	638	↑2
15	Texas Tech	9-3	588	↑4
16	Louisville	10-2	555	↓5
17	Kansas	9-3	494	-
18	Arkansas	9-3	470	↓4
19	Tennessee	9-3	460	↑1
20	Illinois	8-3	429	↓2
21	Virginia	10-1	252	↑2
22	Florida	8-4	215	↑1
23	Georgia	10-1	127	↑2
24	USC	12-1	92	↑2
25	Iowa	10-2	79	↑1

Others receiving votes: Kentucky 78, Seton Hall 49, Auburn 39, St. John's 23, California 19, LSU 17, UCLA 13, Clemson 9, Miami (OH) 6, Utah State 5, Arizona State 5, Indiana 4, Saint Louis 3, Belmont 2, UCF 1, Baylor 1, Oklahoma State 1, NC State 1

Dropped from rankings: Auburn 21, St. John's 22

## COACHES POLL TOP 25

WEEK 8 - Dec. 22, 2025

RK	TEAM	REC	PTS	TREND
1	Michigan (20)	11-0	764	-
2	Arizona (11)	11-0	754	-
3	Iowa State	12-0	696	↑1
4	UConn	12-1	662	↑1
5	Purdue	11-1	622	↑1
6	Duke	11-1	611	↓3
7	Gonzaga	12-1	584	-
8	Houston	11-1	565	-
9	Michigan State	11-1	532	-
10	BYU	11-1	515	-
11	Vanderbilt	12-0	433	↑1
12	North Carolina	11-1	402	↑1
13	Nebraska	12-0	371	↑2
14	Louisville	10-2	346	↓3
15	Alabama	9-3	306	↑1
16	Texas Tech	9-3	298	↑3
17	Kansas	9-3	276	-
18	Arkansas	9-3	227	↓4
19	Illinois	8-3	211	↓1
20	Tennessee	9-3	210	↑3
21	Virginia	10-1	189	↑1
22	Florida	8-4	154	↓1
23	Iowa	10-2	102	↑2
24	Georgia	10-1	60	↑2
25	USC	12-1	35	↑1

Others receiving votes: St. John's 32, Kentucky 32, Seton Hall 20, Utah State 15, Auburn 10, California 9, Saint Louis 8, UCLA 8, LSU 6, Yale 4, Oklahoma State 3, Saint Mary's 1, Clemson 1, Indiana 1

Dropped from rankings: St. John's 20, Auburn 24

## SERIES BREAKDOWN

> The teams have split the last 12 matchups dating back to Feb. 18, 2017. Carolina is 4-1 at home in the stretch.

> The Gamecocks have won 8-of-9 in the series at Colonial Life Arena dating back to a 65-59 win on Feb. 13, 2014 in Frank Martin's second season.

## SC ALL-TIME RECORD VS. VANDERBILT

**H: 19-13 ; A: 11-21 ; N: 2-1**

Last 10 meetings...

J. 16, 2019	A	74-71	W
J. 25, 2020	H	90-64	W
M. 7, 2020	A	74-83	L
J. 30, 2021	A	81-93	L
J. 8, 2022	A	72-70	W
J. 26, 2022	H	70-61	W
J. 3, 2023	A	79-84 (OT)	L
F. 14, 2023	H	64-75	L
F. 10, 2024	H	75-60	W
J. 15, 2025	A	63-66	L



All-SEC forward Collin Murray-Boyles made history over the summer when he was selected ninth overall by the Toronto Raptors in the 2025 NBA Draft. The Columbia native became the first Gamecock selected in the lottery (top-14 selection) in the modern NBA Draft format (started in 1985). Murray-Boyles became the 39th player drafted in program history and the first Gamecock selected in the first round since Renaldo Balkman (picked No. 20 by the New York Knicks) in 2006. CMB is the second NBA Draft pick at South Carolina under Lamont Paris. Gregory 'GG' Jackson II was selected 45th overall by Memphis in 2023.

## NOTABLE NUMBERS

**12**

South Carolina shared the sugar opening night with 24 assists in a win over NC A&T. All 12 players who played in the game recorded a helper. Per Stathead (database dates back to 2004-05 season), the Gamecocks are the 37th team in Division I to have a game where 12 or more players have an assist.

**65**

Of the 71 players returning with SEC experience this season, graduate guard Myles Stute has the most career SEC games played with 65. He is one of just three returning SEC players with more than 50 career SEC games played (Nick Pringle - 51; Shawn Jones Jr. - 50).

**14**

South Carolina played 14 top-25 teams in its 32 games last season, the most AP top-25 opponents faced in a single season in program history, surpassing the 1999-00 team who faced 12 top-25 opp. under head coach Eddie Fogler.

vjamts had his first career double-double with 12 points and a career-high 10 rebounds. The Gamecocks shot 57.6% (34-of-59) from the floor and made 34 field goals, both team highs in the Paris era at South Carolina. The Gamecocks also had 23 assists (third-most in Paris era at SC) with Meechie Johnson and Kobe Knox each recording a team-high five helpers. Nine different players had an assist for the Gamecocks. After making double-digit 3s in two of the first three games, Carolina had a season-high 48 points in the paint, going 27-of-34 (79.4%) from the floor on 2-point shots.

## FRESHMEN TRIO SHINES VS. PC

> The freshmen trio of forward Hayden Asseman, guard Eli Ellis and guard Grant Polk shined in an 81-61 win over Presbyterian on Nov. 12. Asseman made his first career start leading the team with eight rebounds (six on the offensive glass) and two blocks in only 14 minutes of run due to foul trouble. Polk was one of four Gamecocks in double-figures leading the Carolina reserves with 12 points. He was a perfect 4-for-4 from 3, becoming just the third SEC freshman over the last five seasons to make four or more 3s in a game with no misses. Ellis continued his steady play in the backcourt leading the team with five assists and no turnovers in 23 minutes of action. Mike Sharavjamts led the way with 13 points with Myles Stute (11) and Jordan Butler (11) each scoring in double-figures as well. Butler had career highs in points (11) and rebounds (7) in 20 minutes off the bench against the Blue Hose.

## MEECHIE MAGIC

> Trailing by 11 with just under 4 minutes to play, Meechie Johnson scored 14 of South Carolina's final 16 points the final 3:39 to tie the score at 70-all and force OT against Southern Miss. Johnson hit four 3s in the stretch, including one that tied the game late just in front of the midcourt Block C logo. The Gamecocks won 83-79 in OT as Johnson scored a career-high 33 points, making a career-best seven 3s. It was his first career 30-point game and as he became the ninth different Gamecock with seven or more made 3s in a game. Eli Ellis had all 20 bench points with a team-high seven rebounds. Mike Sharavjamts had 17 points, five rebounds, three assists and two steals getting a crucial and-1 transition bucket to put Carolina ahead in OT.

## SHARING THE SUGAR ON OPENING NIGHT

> It was an impressive offensive effort in a 91-72 season-opening victory over NC A&T on Nov. 4. Five players scored in double-figures for the

Gamecocks led by Meechie Johnson's 14 points. Two more players had nine points. Carolina assisted on 24 of its 31 made field goals and all 12 players who competed in the game recorded at least one assist. Nordin Kapic (13) and Kobe Knox (12) were productive in their Gamecock debuts getting into double-figures. Eli Ellis (11) and Elijah Strong (11) also had solid nights, scoring in double-figures off the bench. Ellis led the team with five assists. Four different players tied for the team lead with five rebounds each in what was a balanced offensive effort from start to finish at Colonial Life Arena. The win marked the 50th career victory for head coach Lamont Paris at South Carolina. With the victory, he is now one of 10 coaches in program history to record 50 career wins at the school.

## KenPom Rankings Roundup

- The Gamecocks are **No. 8** in 2-point field goal percentage at 62.0%.
- Carolina ranks **No. 6** in the nation in team free throw percentage at 79.5%. Carolina has a trio of players with 30 or more attempts shooting above 86.0% on the year.
- Carolina is **No. 6** in the nation in opponent 3-point attempt percentage with just 30.1% of its opponent's shots coming from 3-point land. In-turn, the Gamecocks are **No. 23** in 3-point defense, allowing just 28.9% from behind the arc.
- The Gamecocks rank **No. 52** in turnover-percentage offensively at 14.9%.
- Similar to two years ago, the Gamecocks have one of the oldest rosters in college basketball this season ranking **No. 29** in average D-1 experience at 2.32 years. Last year's team finished **143rd** at 1.89 years. The 2023-24 team finished **27th** in the nation at 2.78 years.

**kenpom.com**

## KEY STAT

Lamont Paris' teams are 51-5 (.927) when scoring 80 or more points dating back to his first season as head coach at Chattanooga (2017-18). He's 19-1 at Carolina (7-1 in 25-26) when his team scores 80 or more.



## **SEC freshmen to make four or more 3s in a game the last five seasons with no misses**

### **1. Grant Polk (SC)**

**4-for-4 vs. Presbyterian 11/12/25**

### **2. Justin Edwards (UK)**

**4-for-4 vs. Alabama 2/24/24**

### **3. Kennedy Chandler (TENN)**

**4-for-4 vs. UT Martin 11/9/21**



The radio crew of Derek Scott (pxp) and Casey Manning (analyst) enter their 10th season together in 2025-26 calling South Carolina men's basketball games on the Gamecock Sports Network. You can find them locally on 107.5 The Game and also on 19 other affiliates across the Palmetto State. In the duo's first season in 2016-17, Carolina made its historic NCAA Tournament run that culminated with the program's first ever Final Four appearance.



## **NEW-LOOK GAMECOCKS TAKE COURT FOR FIRST TIME IN GREENSBORO**

> Carolina impressed in its first public action of the 2025-26 season on Sunday, Oct. 26 at First Horizon Coliseum. The Gamecocks led for nearly 35 minutes over NC State (picked third in the ACC Preseason Poll), but fell just before the final horn as Paul McNeil Jr. hit a contested game-winning 3 with 0.5 seconds left to help the Wolfpack prevail, 88-86. The Gamecocks took the lead with just over 10 seconds remaining after Kobe Knox got a defensive rebound and went coast-to-coast for an and-1 layup. He made the free throw to put Carolina in front, 86-85, with the shot clock turned off. Knox finished with 12 points, five rebounds and two assists in 25 minutes of action. He was one of four Gamecocks in double-figures. Highly-touted guard Eli Ellis impressed in his freshman debut with a game-high 23 points on 7-of-10 shooting with five made 3s. He added five rebounds, three assists and no turnovers in 27 minutes of action. Former All-SEC guard Meechie Johnson also had a big game in his first outing at Carolina since the opening round of the 2024 NCAA Tournament. The Cleveland, Ohio native had 20 points on 8-of-16 shooting and led the team with four assists. The Gamecocks shot 55.4% (31-of-56) from the floor and 41.4% (12-of-29) from behind the arc.

## **SOUTH CAROLINA DESERVES TO HAVE HIM BACK, AND THEY DO!**

> Myles Stute was granted a medical hardship waiver from the NCAA for another year of eligibility in early May to finish his college career as a Gamecock. He started the first 14 games of the season in 2024-25 for Carolina before being sidelined the rest of the year due to lower leg deep vein thrombosis (blood clot). In two seasons at South Carolina, Stute has played in 41 games (31 starts) and averaged 7.3 points, 3.1 rebounds and 1.0 assists per game with a 36.5% (65-of-178) shooting clip from 3.

## **THE RETURN OF THE KING**

> Head coach Lamont Paris announced a six-man transfer portal class on May 1 led by a familiar face for Gamecock fans as Meechie Johnson pledged his return to Columbia to finish his career in Garnet & Black after spending last season back at Ohio State where he began his college career in 2020-21. In two seasons and 63 games played for the Gamecocks from 2022-24, Johnson scored 845 points averaging 13.4 points, 3.9 rebounds and 3.2 assists per game. He had the best season of his career in 2023-24, earning Second Team All-SEC honors after averaging 14.1 points, 4.1 rebounds and 2.9 assists per contest. Johnson helped lead the team to one of the best seasons in school history that season as Carolina went 26-8 and T-2nd in the SEC with a 13-5 mark in league action. He has 42 games in double-figures at South Carolina with 14, 20-point outings including a career-best 10, 20-point games in 2023-24.

## **GAMECOCK YNG DREAMERZ**

> Carolina's 2025-26 roster features a trio of freshman who all played for YNG Dreamerz in the Over-time Elite League. Eli Ellis, Hayden Assemian and Abu Yarmah all finished their prep years together

helping YNG Dreamerz win the OTE Championship last March. Ellis was a two-time MVP in the league and finished his career as the OTE all-time leading scorer averaging 32.1 points, 6.7 assists, 5.7 rebounds and 1.7 steals per game in his final season. Assemian averaged 5.3 points, 8.7 rebounds, 1.8 blocks and 1.1 assists per game. Yarmah averaged 13.5 points, 7.8 rebounds, 1.2 assists and 1.1 steals per game. Ellis' dad, Jeremy, was the team's coach and was also their high school coach at Moravian Prep in Hudson, N.C.

## **ALL RISE FOR THE JUDGE**

> The Honorable L. Casey Manning enters his 33rd season as an analyst for men's basketball games on the Gamecock Radio Network. He joined the broadcast team for the 1993-94 season and worked alongside legendary South Carolina play-by-play man Bob Fulton. Manning has worked alongside current play-by-play man Derek Scott since 2016-17. The Gamecocks advanced to the school's first ever Final Four their first year working together. Manning, a Dillon, S.C. native, played for the Gamecocks from 1970-73 and made history as the first African-American scholarship player in program history. He graduated from the South Carolina School of Law in 1977 and has served as Circuit Court Judge for the Fifth Judicial Court since 1994. Manning retired on Dec. 31, 2022.

> On Dec. 8, 2022, at a retirement function at the USC Alumni Center, Manning received the Order of the Palmetto from Gov. Henry McMaster, the highest civilian honor granted in the state of South Carolina.

> Two streets were also named after him, one in downtown Columbia near the courthouse he worked in and the other in his hometown of Dillon, S.C.

> On May 7, 2022, Manning received an honorary doctor of laws degree from the Board of Trustees at commencement. It is the highest degree you can receive from the university.

> He joins Dave Kellum (36th season as Ole Miss pxp) as the only members of the 30-year club on radio broadcast in the SEC.



## **SOUTH CAROLINA freshmen with six or more offensive rebounds in a game**

### **1. Hayden Assemian**

**6 vs. Presbyterian 11/12/25**

**2. Collin Murray-Boyles**

**6 vs. Vanderbilt 2/10/24**

**3. Alazno Frink**

**6 vs. Clemson 12/22/18**

**4. Justin Minaya**

**6 at Texas A&M 2/3/18**

**5. Maik Kotsar**

**6 vs. Clemson 12/21/16**

## BY THE NUMBERS...

**1** - Per the ESPN Basketball Power Index for the 2025-26 season, South Carolina's remaining strength of schedule is No. **1** in the nation. The entire SEC makes up the top-16 in the country.

**15-1** - The Gamecocks have a **15-1** record under Lamont Paris when shooting 50.0% or higher. The lone loss came in his 1st season in 2022-23 at Missouri.

**19-1** - The Gamecocks are **19-1** record under Paris when scoring 80 or more points.

**46-10** - The Gamecocks are **46-10** in 4 seasons under Paris when holding teams below 70 points (.821 win %).

**28-3** - Carolina is **28-3** under Paris last season when holding its opponents below 40% shooting from the floor. The team was 7-0 last season and is 4-0 this season when accomplishing the defensive feat.

**6-0** - The Gamecocks are **6-0** all-time under Paris when the team shoots 50.0 percent or higher from behind the arc.

**7-0** - The team is also **7-0** all-time under Paris when dishing out 20 or more assists. Five of those seven games came in the historic 2023-24 season with a high of 25 helpers in the win at Georgia on Feb. 3, 2024. Carolina dished out 24 assists on 31 made field goals in the 91-72, season-opening win against NCA A&T (Nov. 4).

**11-0** - The Gamecocks are **11-0** (3-0 this season) under Paris when the team makes 30 or more FGs. Carolina made 34 field goals (team high in the Paris era), shooting 57.6% (another team high in the Paris era) in an 87-58 victory over Radford on Nov. 18.

**4-0** - The Gamecocks are **4-0** this season when the bench scores 40 or more points.

**17-1** - Carolina is **17-1** over the last three seasons when Myles Stute scores 10 or more points (only loss at No. 16/16 Indiana last season).

**10-1** - The Gamecocks are **10-1** over the last three seasons when Stute makes three or more 3s (only loss at No. 16/16 Indiana last season).

**458** - Meechie Johnson (207) and Stute (251) have combined to make **458** 3s in their college careers. Stute's 251 career 3s are T-17th amongst active career leaders in Division I. Johnson's 207 3s rank T-44th. The Gamecocks are one of eight teams in NCAA Division I to have multiple players with 200+ career made 3s (Alabama, Gonzaga, Indiana, Louisville, Oklahoma, San Diego & West Virginia the others).

**493** - Stute (142), Johnson (129), transfers Mike Sharavjams (112) and Kobe Knox (110) have combined to play **493** games at the NCAA Division I level bringing a wealth of experience to the Gamecocks' backcourt. Stute (T-5th) and Johnson (T-23rd) both rank inside the top-25 on the active games played list in Division I.

**1,000** - Stute scored his **1,000th** career point with a 3-pointer early in the game vs. Radford (Nov. 18).

**48** - Johnson scored his 1,000th career point at South Carolina with his final bucket in a recent victory over The Citadel (Dec. 13). He became the **48th** Gamecock to join the 1,000-career point club (first since former All-SEC guard AJ Lawson from 2018-21).

**25** - Johnson became the **25th** different player for South Carolina since the 2004-05 season to record a 30-point game when he had a career-high 33 points vs. Southern Miss on Nov. 9. Johnson, Brenton Williams (2014) and Devan Downey (2009) are the only Gamecocks to have a 30-point game with seven or more made 3s.

**44** - Johnson became the **44th** player in the SEC to hit seven or more 3s in a game over the last five seasons. Stute is also on that list, making seven 3s twice while at Vanderbilt in games at Temple (11/15/22) and at Texas A&M (1/28/23).

**114** - Carolina has hit **114** 3s (8.7 3FG per game) in the first 13 games of the season with a combined 68 different players hitting a shot from behind the arc in the 13 ball games (average of 5.2 different players hitting a 3FG per game).

**30** - The Gamecocks' 31-point win over Stetson (Dec. 6) was the team's first victory by **30** or more points since defeating Florida A&M, 94-62, on Dec. 30, 2023 in the non-conference finale.

**10** - Paris has been a part of **10** NCAA Tournament teams as a Division I assistant/head coach with his first appearance at South Carolina coming last season.

**18** - He has been a part of **18**, 20-win seasons as a college head and assistant coach.

**.696** - In his 17 seasons as a collegiate assistant coach, teams associated with Paris were 497-217 (.696) with five conference titles and 12 NCAA Tournament appearances, reaching two Final Fours.

**274** - The Gamecocks made **274** 3s during the 2023-24 campaign, a new single-season program record.

**344** - The team had just **344** turnovers in the 2023-24 season, the third-fewest all-time for a single season at Carolina.

**8-3** - The Gamecocks were **8-3** in true road games during the 2023-24 season. The team won seven SEC games on the road, tying the 1996-97 SEC Champion squad for the most league road wins in program history since joining the SEC in 1991-92.

**25** - Carolina held **25** opponents to less than 70 points in 2023-24, which T-4th nationally and led the SEC.

**8-0** - The Gamecocks were **8-0** in 2023-24 when shooting 50.0% or better from the floor.

**1998** - The team finished the 2023-24 season ranked No. 25 in the final AP Poll, marking the first time the Gamecocks were ranked in the final top-25 poll since being slotted No. 14 in the final AP Poll of **1998**.

**1997** - The Gamecocks picked up the program's first top-five road win since **1997** on Jan. 30, 2024 with a 63-59 victory over No. 5/5 Tennessee. The previous top-five road win was a 72-66 win at No. 3 Kentucky on March 2, 1997. The 59 points scored by Tennessee were a season-low for the Vols. It was also the first home loss of the season for UT, snapping a 13-game home winning streak by the Vols at Thompson-Boling Arena.

## Gamecock 30-point games since 2004-05

1. Sindarius Thornwell - 44 vs. Alabama 2/7/17
2. Brenton Williams - 38 vs. Miss. St. 3/6/13
3. Devan Downey - 37 vs. Clemson 12/30/08
- T4. Devan Downey - 36 @ Florida 1/23/10
- T4. Tre Kelley - 36 @ Kentucky 2/7/07
- T6. Collin Murray-Boyles - 35 vs. Arkansas 3/1/25
- T6. Devan Downey - 35 vs. Vanderbilt 1/16/10
- T8. Sindarius Thornwell - 34 @ Kentucky 1/21/17
- T8. Michael Careera - 34 vs. Miss. St. 1/26/16
- T8. Devan Downey - 34 vs. Jacksonville 11/27/09
- T11. Meechie Johnson - 33 vs. Southern Miss. 11/9/25**
- T11. Jermaine Couisnard - 33 vs. LSU 2/19/22
- T11. Devan Downey - 33 vs. Georgia 1/30/10
- T11. Devan Downey - 33 @ Auburn 1/9/10
- T11. Devan Downey - 33 @ Florida 2/3/09
- T16. Chris Silva - 32 vs. Auburn 1/22/19
- T16. Brenton Williams - 32 @ Mizzou 1/25/14
- T16. Tre Kelley - 32 vs. Vanderbilt 2/28/07
- T19. Collin Murray-Boyles - 31 vs. Vanderbilt 2/10/24
- T19. Bruce Ellington - 31 @ Furman 12/22/10
- T21. Gregory "GG" Jackson II - 30 vs. Auburn 1/21/23
- T21. A.J. Lawson - 30 vs. Texas A&M 1/6/21
- T21. Devan Downey - 30 vs. Kentucky 1/26/10
- T21. Devan Downey - 30 vs. Penn State 11/22/07
- T21. Carlos Powell - 30 vs. Ole Miss 3/6/05



All-SEC guard Meechie Johnson returns to South Carolina for his final college season in 2025-26. The Cleveland, Ohio native spent two seasons with the program from 2022-24. He had the best season of his career in 2023-24 in helping the Gamecocks to a 26-8 record (13-5 in SEC play) and a return to the NCAA Tournament for the first time since 2017. Johnson was tabbed Second Team All-SEC after averaging 14.1 points (led team), 4.1 rebounds (4th on team) and 2.9 assists (2nd on team), per game. He led the team with 10 games of 20 or more points in 2023-24.

## MOST CAREER SEC MINUTES RETURNING

1. Myles Stute (SC) - 1,800 in 65 games
2. Meechie Johnson (SC) - 1,156 in 36 games
3. Josh Hubbard (Miss. St.) - 1,152 in 36 games
4. Tramon Mark (Texas) - 1,023 in 33 games
5. DJ Wagner (Arkansas) - 1,016 in 33 games





HEAD COACH LAMONT PARIS

HEAD COACH | NINTH SEASON OVERALL | 145-125 (.537) | FOURTH SEASON AT SOUTH CAROLINA | 58-53 (.523)

THE PARIS FILE

COACHING

Experience

29th year

College Head Coach Experience

9th season

Hire Date At Carolina

Thursday, March 24, 2022

PERSONAL

Hometown

Findlay, Ohio

Alma Mater

Wooster, 1996 (Bachelors - Economics)

Indiana State, 2000 (Masters - Rec. & Sport Mgmt.)

COACHING RESUME

College Assistant Coach

Wooster, 1997-98

DePauw, 1998-99

IUP, 2000-04

Akron, 2004-10

Wisconsin, 2010-17

College Head Coach

Chattanooga, 2017-22

South Carolina, 2022-present

Lamont Paris, who has been a part of nine NCAA Division I Tournaments and 18 twenty-win seasons as a college head and assistant coach, was named the University of South Carolina's 33rd head coach by Director of Athletics Ray Tanner on Thursday, March 24, 2022.

Paris, 50, is the first African-American head coach in the history of the Gamecock men's basketball program. The 2024 SEC Coach of the Year enters his fourth season leading the program in 2025-26.

In his third season (2024-25), Paris helped guide sophomore forward Collin Murray-Boyles to one of the best individual seasons by a Gamecock in recent memory. The local product from Columbia averaged 16.8 points, 8.3 rebounds, 2.4 assists, 1.5 steals and 1.3 blocks per game en route to being named Second Team All-SEC. He became the first Gamecock since Jimmy Foster in 1983-84 to average at least 16.0 points and 8.0 rebounds, per contest. CMB was selected ninth overall by the Toronto Raptors in the 2025 NBA Draft, becoming the first lottery pick (top-14 selection) in program history in the modern draft era (lottery started in 1985).

In year two (2023-24), Paris and his staff helped orchestrate the greatest single-season turnaround in program history as South Carolina went 26-8 and returned to the NCAA Tournament for the first time since 2017. The 26 victories tied the 2016-17 Final Four team for the most single-season wins in program history. Carolina's 15-win improvement was tied for the second-best mark in the nation. The team's 25 regular season wins were a new program record. The Gamecocks went 13-5 in SEC play, good for a T-2nd finish in the league. The 13 SEC wins tied the 1997 SEC title team for the most SEC wins in program history (Carolina joined the league in 1991-92). Paris was named SEC Coach of the Year by the league's coaches and the AP (first coach in program history to be named SEC Coach of the Year by the media). He was one of four finalists for the 2024 Naismith National Coach of the Year. Paris was also a finalist for Jim Phelan National Coach of the Year and the Ben Jobe Award.

The Gamecocks won seven SEC games on the road in 2023-24, tying the 1996-97 team for the most SEC victories away from home in a single season. Carolina finished the year with a 12-5 record in true road and neutral site games. The Gamecocks were one of just 18 teams in the country with multiple top-10 wins and one of five teams in the nation with a top-five true road win. Carolina had a seven-game SEC win streak, which included beating No. 6/6 Kentucky 79-62 at home on Jan. 23 and No. 5/5 Tennessee, 65-59, in Knoxville on Jan. 30. Per Elias Sports Bureau, it was the first time the Gamecocks had defeated a pair of top-10 teams in a three-game stretch since 1968. Carolina's win over the Vols was the team's first AP Top-Five road victory since defeating No. 3 Kentucky, 72-66, on March 2, 1997. The Gamecocks returned to the top-25 for the first time since 2017 back in Week 14 on Feb. 5 and remained there the last seven weeks of the season. The team finished the year ranked No. 23 in the final USA Today Coaches Poll and No. 25 in the final AP Top-25, marking the first time Carolina was

ranked in the final AP poll since 1998. The Gamecocks were ranked as high as No. 11 in both major polls.

In his first season (2022-23), South Carolina had an overhauled roster with eight new players, including just 14.9 percent of the team's scoring and 18.4 percent of the minutes played returning from the season prior. The Gamecocks defeated Clemson at home, 60-58, for the first time since Dec. 19, 2014. Chico Carter Jr. hit the game-winning bucket with 0.9 seconds remaining. Paris became the first Gamecock head coach since Dave Odom in 2001 to defeat the in-state Tigers in his first season. The conference slate was highlighted by road wins at Kentucky, at Ole Miss and at LSU. The Gamecocks wire-to-wire victory at Rupp Arena on Jan. 10 was the team's first there since 2009 and just the program's third all-time win in Lexington since joining the SEC (1992). Ohio State transfer Meechie Johnson made six 3s and scored a career-high 26 points to lead the Gamecocks. Paris joined Eddie Fogler (1997) and Darrin Horn (2009) as the only Gamecock head coaches all-time to win in the historic building.

Paris came to Carolina after five seasons as the head coach at University of Tennessee at Chattanooga, coaching the Mocs to an 87-72 overall record (.547), including a 65-29 mark his last three seasons.

In his 17 seasons as a collegiate assistant coach prior to becoming head coach at Chattanooga, teams associated with Paris were 497-217 (.696) with five conference titles and 12 NCAA Tournament appearances (Division I and II), reaching two Final Fours.

Paris spent seven seasons as an assistant at Wisconsin from 2010-17 working for Bo Ryan and Greg Gard. The Badgers went to the NCAA Tournament every year with four Sweet 16 appearances and back-to-back trips to the Final Four in 2014 and 2015. Wisconsin played for the National Championship in 2015 after going 36-4 and winning both the Big Ten regular season and tournament titles. The Badgers took down No. 1 overall seed Kentucky in the National Semifinal, ending the Wildcats' previously undefeated season.

PARIS' CAREER RECORD, YEAR-BY-YEAR

SEASON	RECORD	CONFERENCE (FINISH)	POSTSEASON
2017-18 (CHATT)	10-23	3-15 (10th)	-
2018-19 (CHATT)	12-20	7-11 (5th)	-
2019-20 (CHATT)	20-13	10-8 (T-5th)	-
2020-21 (CHATT)	18-7	9-7 (4th)	-
2021-22 (CHATT)	27-8	14-4 (1st)	0-1 ; NCAA First Round
2022-23 (SC)	11-21	4-14 (12th)	-
2023-24 (SC)	26-8	13-5 (T-2nd)	0-1 ; NCAA First Round
2024-25 (SC)	12-20	2-16 (16th)	-
2025-26 (SC)	9-4	-	-
Totals	145-125 (.537)	62-80 (.437)	0-2 (.000) • 2 NCAA's



# GAMECOCK SUPERLATIVES UNDER PARIS (FIRST SEASON WAS 2022-23)

## Most Field Goals Made

- 1. 34, Radford, Nov. 18, 2025**  
**T2. 33, UAlbany, Dec. 30, 2025**  
T2. 33, George Washington, Dec. 1, 2023  
T4. 32, Arkansas, Mar. 14, 2024  
T4. 32, Mississippi State, Mar. 9, 2024 (OT game)

## Most Field Goals Attempted

1. 72, at Vanderbilt, Jan. 5, 2023  
2. 71, VMI, Nov. 13, 2023  
T3. 68, Winthrop, Dec. 19, 2023  
T3. 68, at Georgia, Jan. 28, 2023  
5. 67, SC State, Nov. 8, 2024

## Highest Field Goal Percent

- 1. 60.0 percent (30-55), UAlbany, Dec. 30, 2025**  
**2. 59.2 percent (29-49), SC State, Dec. 22, 2025**  
**3. 57.6 percent (34-59), Radford, Nov. 18, 2025**  
4. 56.4 percent (31-55), vs. Virginia Tech, Nov. 10, 2023  
**5. 54.5 percent (30-55), Stetson, Dec. 6, 2025**

## Lowest Field Goal Percent

1. 25.0 percent (12-48), #8/9 Tennessee, Jan. 7, 2023  
2. 28.1 percent (16-57), #12/12 Auburn, Mar. 15, 2024  
3. 29.3 percent (17-58), #14/14 Miss. State, Jan. 25, 2025  
4. 30.9 percent (17-55), at Alabama, Jan. 9, 2024  
5. 31.1 percent (19-61), vs. Colorado State, Nov. 17, 2022

## Most 3-Point Field Goals Made

1. 18, George Washington, Dec. 1, 2023  
**2. 16, Southern Miss, Nov. 9, 2025**  
3. 15, at LSU, Feb. 18, 2023  
**T4. 14, UAlbany, Dec. 30, 2025**  
**T4. 14, NC A&T, Nov. 4, 2025**

## Most 3-Point Field Goals Attempted

- 1. 43, Southern Miss, Nov. 9, 2025**  
2. 36, at #4/4 Tennessee, March 8, 2025  
3. 35, George Washington, Dec. 1, 2023  
**4. 34, Northwestern, Nov. 23, 2025**  
**T5. 32, NC A&T, Nov. 4, 2025**  
T5. 32, vs. Virginia Tech, Nov. 27, 2024  
T5. 32, at LSU, Feb. 18, 2023

## Highest 3-Point Field Goal Percentage (min. 10 attempts)

1. 55.0 (11-20), at Kentucky, Jan. 10, 2023  
2. 54.5 (12-22), USC Upstate, Nov. 6, 2023  
3. 52.6 (10-19), at Boston College, Dec. 3, 2024  
4. 52.2 (12-23), East Carolina, Dec. 7, 2024  
5. 51.4 (18-35), George Washington, Dec. 1, 2023

## Most Free Throws Made

1. 34, Texas, Feb. 22, 2025  
**2. 31, SC State, Dec. 22, 2025**  
**T3. 25, Presbyterian, Nov. 12, 2025**  
T3. 25, Radford, Dec. 22, 2024  
5. 24, #25 Clemson, Dec. 17, 2024

## Most Free Throws Attempted

1. 45, Texas, Feb. 22, 2025  
**2. 36, SC State, Dec. 22, 2025**  
T3. 34, #25 Clemson, Dec. 17, 2024  
T3. 34, vs. DePaul, Nov. 17, 2023  
**T5. 32, Presbyterian, Nov. 12, 2025**  
T5. 32, Georgia, Jan. 16, 2024

## Highest Free Throw Percentage (min. 10 attempts)

1. 100 percent (12-12), Winthrop, Dec. 19, 2023  
2. 94.4 percent (17-18), at LSU, Feb. 18, 2023  
**3. 94.1 percent (16-17), UAlbany, Dec. 30, 2025**  
4. 93.3 percent (14-15), #8/9 Tennessee, Jan. 7, 2023  
5. 92.6 percent (25-27), Radford, Dec. 22, 2024

## Most Offensive Rebounds

- T1. 21, #14/14 Miss. State, Jan. 25, 2025  
T1. 21, VMI, Nov. 13, 2023  
3. 19, Clemson, Nov. 11, 2022  
T4. 18, SC State, Nov. 8, 2024  
T4. 18, Winthrop, Dec. 19, 2023  
T4. 18, Eastern Michigan, Dec. 30, 2022

## Most Defensive Rebounds

1. 38, at Vanderbilt, Jan. 5, 2022  
2. 35, USC Upstate, Nov. 6, 2023  
3. 34, WKU, Dec. 22, 2022  
**T4. 33, Radford, Nov. 18, 2025**  
T4. 33, SC State, Nov. 8, 2024  
T4. 33, at Florida, Jan. 25, 2023

## Most Total Rebounds

- T1. 51, SC State, Nov. 8, 2024  
T1. 51, WKU, Dec. 22, 2022  
3. 50, Clemson, Nov. 11, 2022  
4. 46, Eastern Michigan, Dec. 30, 2022  
T5. 45, #14/14 Miss. State, Jan. 25, 2025  
T5. 45, USC Upstate, Nov. 6, 2023  
T5. 45, at Florida, Jan. 25, 2023

## Most Personal Fouls

- 1. 26, at Clemson, Dec. 16, 2025**  
**T2. 25, vs. Butler, Nov. 21, 2025**  
T2. 25, at Vanderbilt, Jan. 5, 2022  
T4. 24, Georgia, Jan. 16, 2024  
T4. 24, vs. Grand Canyon, Nov. 19, 2023  
T4. 24, vs. DePaul, Nov. 17, 2023

## Most Points

- 1. 96, UAlbany, Dec. 30, 2025**  
**2. 95, SC State, Dec. 22, 2025**  
3. 94, Florida A&M, Dec. 30, 2023  
4. 93, Mississippi State, Mar. 9, 2024 (OT game)  
**T5. 91, NC A&T, Nov. 4, 2025**  
T5. 91, #25 Clemson, Dec. 17, 2024 (OT game)

## Fewest Points

1. 42, #8/9 Tennessee, Jan. 7, 2023  
2. 45, at #11/13 Tennessee, Feb. 25, 2023  
3. 47, at Alabama, Jan. 9, 2024  
4. 51, Miss. State, Jan. 31, 2023  
T5. 53, Texas A&M, Jan. 14, 2023  
T5. 53, vs. Colorado State, Nov. 17, 2022

## Most Assists

1. 25, at Georgia, Feb. 3, 2024  
**2. 24, NC A&T, Nov. 4, 2025**  
**3. 23, Radford, Nov. 18, 2025**  
4. 22, at Texas A&M, Feb. 28, 2024  
T5. 21, Vanderbilt, Feb. 10, 2024  
T5. 21, Florida A&M, Dec. 30, 2023

## Fewest Turnovers

1. 3, George Washington, Dec. 1, 2023  
**T2. 5, Charleston Southern, Nov. 28, 2025**  
T2. 5, Georgia, March 4, 2025  
**T4. 6, Presbyterian, Nov. 12, 2025**  
T4. 6, Charleston Southern, Dec. 16, 2023  
T4. 6, Presbyterian, Dec. 11, 2022

## Most Turnovers

1. 25, at Vanderbilt, Jan. 15, 2025  
T2. 19, #14/14 Miss. State, Jan. 25, 2025  
T2. 19, Clemson, Nov. 11, 2022  
**T4. 18, Southern Miss, Nov. 9, 2025**  
T4. 18, at LSU, Feb. 18, 2025  
T4. 18, Miss. State, Jan. 31, 2023  
T4. 18, at Georgia, Jan. 28, 2023  
T4. 18, #8/9 Tennessee, Jan. 7, 2023

## Most Blocks

- T1. 8, UNF, Nov. 4, 2024  
T1. 8, Georgia, Jan. 16, 2024  
3. 7, vs. Davidson, Nov. 18, 2022  
T4. 6, Radford, Dec. 22, 2024  
T4. 6, SC State, Nov. 8, 2024  
T4. 6, #24/24 Florida, Mar. 2, 2024  
T4. 6, Kentucky, Jan. 23, 2024  
T4. 6, George Washington, Dec. 1, 2023  
T4. 6, Georgia, March 4, 2023

## Most Steals

1. 13, #14/14 Miss. State, Jan. 25, 2025  
2. 10, #8/9 Tennessee, Jan. 7, 2023  
T3. 9, at Georgia, Jan. 28, 2025  
T3. 9, ECU, Dec. 17, 2022  
**T5. 8, UAlbany, Dec. 30, 2025**  
**T5. 8, vs. Butler, Nov. 21, 2025**  
T5. 8, vs. Arkansas, March 12, 2025  
T5. 8, at Oklahoma, Jan. 18, 2025  
T5. 8, USC Upstate, Dec. 14, 2024  
T5. 8, Mercer, Nov. 21, 2024  
T5. 8, Towson, Nov. 12, 2024  
T5. 8, #24/24 Florida, Mar. 2, 2024  
T5. 8, Missouri, Jan. 27, 2024  
T5. 8, at Alabama, Jan. 9, 2024  
T5. 8, vs. Virginia Tech, Nov. 10, 2023  
T5. 8, Miss. State, Jan. 31, 2023

## Most Points By Opponent

- T1. 101, at #14/16 Missouri, Feb. 25, 2025  
T1. 101, #13/12 Auburn, Feb. 14, 2024  
3. 94, Texas A&M, Jan. 14, 2023  
4. 89, Mississippi State, Mar. 9, 2024 (OT game)  
T5. 88, #3/3 Florida, Feb. 15, 2025  
T5. 88, #5/5 Alabama, Jan. 8, 2025  
T5. 88, #25 Clemson, Dec. 17, 2024 (OT game)

## Fewest Points By Opponent

1. 43, Elon, Dec. 22, 2023  
2. 48, Radford, Dec. 22, 2024  
3. 51, at Boston College, Dec. 3, 2024  
**4. 52, Stetson, Dec. 6, 2025**  
T5. 53, Arkansas, March 1, 2025  
T5. 53, USC Upstate, Dec. 14, 2024  
T5. 53, Notre Dame, Nov. 28, 2023  
T5. 53, USC Upstate, Nov. 25, 2022

## Most Field Goals Made By Opponent

1. 40, at #14/16 Missouri, Feb. 25, 2025  
T2. 36, at #13/12 Auburn, Feb. 14, 2024  
T2. 36, at #11/13 Tennessee, Feb. 25, 2023  
T4. 35, #5/5 Alabama, Jan. 8, 2025  
T4. 35, #8/9 Tennessee, Jan. 7, 2023  
T4. 35, Colorado State, Nov. 17, 2022

## Fewest Field Goals Made By Opponent

1. 15, Arkansas, March 1, 2025  
T2. 16, Towson, Nov. 12, 2024  
T2. 16, Elon, Dec. 22, 2023  
T2. 16, Winthrop, Dec. 19, 2023  
**T5. 17, Radford, Nov. 18, 2025**  
T5. 17, Notre Dame, Nov. 28, 2023

## Highest Opponent Field Goal Percent

1. 63.5 (40-63), at #14/16 Missouri, Feb. 25, 2025  
2. 61.0 (36-59), at #13/12 Auburn, Feb. 14, 2024  
3. 60.4 (32-53), at #3/3 Florida, Feb. 15, 2025  
4. 59.6 (28-47), vs. Oregon, Mar. 21, 2024  
5. 58.3 (35-60), Colorado State, Nov. 17, 2022

## Lowest Opponent Field Goal Percent

1. 28.8% (15-52), Arkansas, March 1, 2025  
2. 29.6% (16-54), Towson, Nov. 12, 2024  
**3. 30.9% (17-55), Radford, Nov. 18, 2025**  
4. 32.0% (16-50), Elon, Dec. 22, 2023  
**5. 32.1% (18-56), Stetson, Dec. 6, 2025**

## Most Rebounds By Opponent

- T1. 48, vs. Butler, Nov. 21, 2025**  
T1. 48, Vanderbilt, Feb. 14, 2023  
T1. 48, Texas A&M, Jan. 14, 2023  
T1. 48, #8/9 Tennessee, Jan. 7, 2023  
5. 45, vs. Georgia, Jan. 16, 2024

## Fewest Rebounds By Opponent

- 1. 20, Stetson, Dec. 6, 2025**  
**2. 22, SC State, Dec. 22, 2025**  
T3. 23, Presbyterian, Dec. 30, 2024  
T3. 23, vs. Virginia Tech, Nov. 10, 2023  
5. 24, Radford, Dec. 22, 2024

## Most Turnovers By Opponent

1. 17, #14/14 Miss. State, Jan. 25, 2025  
T2. 16, VMI, Nov. 13, 2023  
T2. 16, Miss. State, Jan. 31, 2023  
**T4. 15, UAlbany, Dec. 30, 2025**  
T4. 15, USC Upstate, Dec. 14, 2024  
T4. 15, at Alabama, Jan. 9, 2024  
T4. 15, Elon, Dec. 22, 2023

**BOLD** happened this season



# GAMECOCK BASKETBALL ASSISTANT COACHES & SUPPORT STAFF



## > **Tanner Bronson, Assistant Coach (Wisconsin, '08)**

- Served in same capacity at Chattanooga for five seasons (2017-22) under Paris ; fourth season at South Carolina
- Was assistant at St. Louis (2012-16) prior to joining the Mocs ; team won 103 games in his five seasons there and made three NCAA appearances, winning a game each time
- Went from manager, to walk-on to scholarship player at Wisconsin under Bo Ryan ; was on four NCAA teams (Elite Eight in '05' and Sweet Sixteen in '08')



## > **Will Bailey, Assistant Coach (UAB, '97)**

- Fourth season with the Gamecocks and second under Paris ; was an assistant under Frank Martin from 2020-22 at South Carolina
- Chicago native who most recently worked as assistant at Loyola University Chicago in 2023-24
- Had two different stints under Travis Ford at St. Louis as an assistant coach, first for four seasons from 2016-19 and then for one season in 2022-23 ; was an assistant at La Salle for six seasons and was on staff for the Explorers' 2013 Sweet 16 squad



## > **Eddie Shannon, Assistant Coach (Florida, '99)**

- Fourth season at Carolina ; spent three seasons at Chattanooga (2019-22) under Paris ; also was assistant at Canisius (2017-19)
- Played professionally overseas for 10 seasons with stops in Italy, France, Russia, Sweden, Croatia, Latvia, Greece, Australia, and Cyprus
- Four-year starter at Florida (1995-99), helping usher in the Billy Donovan era in Gainesville ; scored 1,168 career points and left as the career leader in steals (204) ; only player in school history with 200+ steals and he was also second in assists (493)



## > **David McKinley, Assistant Coach (Ohio, '13)**

- Fourth season at Carolina ; was on Paris' staff at Chattanooga for five seasons (2017-22) in variety of roles
- Served as Director of Player Development in first season at Carolina (2022-23) ; was assistant coach for the Mocs for three seasons (2019-22)
- Played collegiately at Ohio University where he was a four-year letterwinner from 2010-13 ; team captain his last two years and member of Bobcat team that won school record 29 games and advanced to the Sweet Sixteen



## > **Colby Arendale, Director of Operations (Chattanooga, '18)**

- Fourth season at Carolina ; served in the same capacity at Chattanooga under Paris for the three seasons (2019-22)
- Was a student manager in 2017-18 and then a graduate manager for the Mocs from 2018-19
- Recently completed his MBA




## > **Carey Rich, Special Assistant to the Head Coach (South Carolina, '95)**

- First official hire of the Paris era at South Carolina ; enters his fourth season with the team
- Served seven years as superintendent with the City of Columbia's Parks and Recreation Department
- Played one season at Western Carolina before returning home to finish his career with the Gamecocks (1993-95) ; scored 784 career points in Garnet & Black and dished out 340 assists in 79 games ; his 4.30 assists per game average is sixth all-time at Carolina



## > **Roman DiPasquale, Director of Video Services (Wisconsin, '11)**

- Fourth season at South Carolina ; was on the Chattanooga staff all five seasons (2017-22) under Paris serving in a variety of roles
- Worked as the video coordinator at Stanford (2014-16)
- Also has stints in the NBA with Portland (2013-14) and Philadelphia (2011-12) ; was a student manager at Wisconsin



## > **Scott Greenawalt, Strength & Conditioning Coach (Muskingum College, '98)**

- Enters his 14th season with men's basketball program in 2025-26 ; worked with men's and women's basketball at Kansas State from 2006-12 before coming to South Carolina with head coach Frank Martin
- Was a part of the staff for the best season in school history which culminated with a trip to the 2017 Final Four
- Worked at Cincinnati for eight years prior to his time in Manhattan ; was an all-conference linebacker in in for Muskingum College



**Mark Rodger**  
Athletic Trainer



**Kacey Friedman**  
Assistant Director of Operations



**Dom Campo**  
Graduate Assistant



**Michael DeBates**  
Assistant AD Communications & PR



**Sam Straker**  
Creative Media Producer



**Jeremy Ford**  
Sports Performance Nutritionist



**Kaitlyn McCanna-Doty**  
Director of Academics



**Tyson Lusk**  
Senior Associate AD Sport Admin





## **COLONIAL LIFE ARENA** (TEAM'S THREE SELLOUTS LAST SEASON TIED 15-16 FOR MOST IN CLA HISTORY) HOME OF GAMECOCK BASKETBALL SINCE 2002 • COLONIAL LIFE ARENA RECORD: 263-125 (.678)

### **FUN FACTS ABOUT COLONIAL LIFE ARENA**

- > **16,880** cubic yards of earth moved, which is enough to fill 222 swimming pools
- > **3,848** tons of steel, which would weigh equal to 96,200 quarters, which would equal \$24,050
- > **125** miles of cable, which would stretch between Columbia and Folly Beach
- > **1,872** tons of cooling, which would cool an average of 12 grocery stores
- > **205,384** bricks and **60,137** concrete blocks, which would stretch the entire length of Lake Murray (41 miles)
- > **8,750** gallons of paint, which would paint approximately 115 average Columbia 2-story houses
- > **4,781** square yards of carpet, which would carpet approximately the field at Williams-Brice Stadium
- > **443** people working on building the arena at a given time, which would staff 44 fast food restaurants
- > **1,158,000** man-hours to complete Colonial Life Arena, which would equal two working hours from each person living in the Columbia Metro area



CHRIS SILVA THROWS IN A SILVA SLAM FOR TWO OF HIS 27 POINTS THAT LED THE GAMECOCKS TO VICTORY VS. NO. 18 KENTUCKY, 76-68, ON JAN. 16, 2018. CAROLINA TRAILED BY AS MANY AS 14 POINTS IN THE SECOND HALF.

### **KEY ARENA DATES/ MEMORABLE MOMENTS**

- > **April 2001** - Construction begins
- > **Nov. 24, 2002** - Carolina defeats ETSU, 71-66, in its first contest in the building
- > **Jan. 8, 2003** - The Gamecocks post a 55-49 win in the first SEC contest at the building over Ole Miss.
- > **March 15, 2006** - Carolina defeats Western Kentucky, 74-55, in the first round of the Postseason NIT. The Gamecocks would go on to win their second straight NIT Championship later that month.
- > **Jan. 21, 2009** - Zam Fredrick scores on a last second lay-in to propel the Gamecocks past Florida, 70-69, at the buzzer. Carolina would go on to capture the 2009 SEC Eastern Division Co-Championship.
- > **Jan. 26, 2010** - Led by heralded senior Devan Downey, Carolina posted its first win over a No. 1 ranked opponent (AP poll) in school history when it defeated top-ranked Kentucky, 68-62.
- > **Feb. 7, 2017** - The Gamecocks would battle Alabama into a four-overtime contest, with the Crimson Tide eventually closing the 90-86 win. Senior guard Sindarius Thornwell scored 44 points and pulled down 21 rebounds in the game. Carolina would go on to its first Final Four in program history later that season.
- > **Nov. 15, 2019** - Carolina captures its 200th victory at Colonial Life Arena with a 90-63 win over Cleveland State.
- > **Jan. 23, 2024** - The Gamecocks dominated No. 6/6 Kentucky, 79-62. It was the program's highest margin of victory ever over a top-10 team ever.



DEVAN DOWNEY VS. KENTUCKY, JAN. 26, 2010 - HE SCORED 30 POINTS AS CAROLINA BEAT THE TOP-RANKED WILDCATS, 68-62.



TA'LON COOPER TIED A CAREER-HIGH WITH 20 POINTS IN A 79-62 ROUT OVER NO. 6/6 KENTUCKY ON JAN. 23, 2010. CAROLINA HELD THE NATION'S BEST SCORING OFFENSE TO A SEASON-LOW IN POINTS.

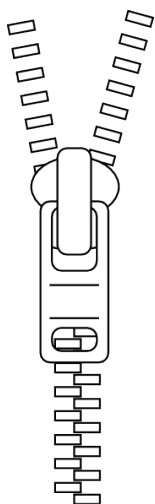


## QZ Records in 2025-26 SZN

The quarter-zip has been a featured staple of head coach Lamont Paris' wardrobe since he arrived on campus in late March of 2022. Gamecock fans across the country began to quickly realize through various posts on social media and appearances made by Paris throughout the community how important this article of clothing was to him. His commitment to wearing the 1/4 zip in any and all situations with weather playing zero factor also became very apparent. If it's 95 degrees with 100 percent humidity in the heart of July in famously hot Columbia, the chances of seeing Paris in a 1/4 zip are in the 99th percentile.

The Q-zip, as its affectionally become known by South Carolina fans far and wide, is a popular choice for fall and winter weather. It's versatile and dynamic. It's light and comfortable enough to be worn indoors, but it also is thick and durable enough to layer up when a jacket is too heavy for full comfort. Every quarter-zip is different with different features like zippered pockets for added storage. You have a number of different options to style it by simply just adjusting the zipper height.

A 1/4 zip camera has been added to all home games at CLA in honor of Paris' fashion icon status amongst the Gamecock faithful.



Black with garnet circle/  
white outlined Block C logo.



Garnet with black circle/  
white outlined Block C logo.



Black with Carolina men's  
basketball wordmark.



Black with white circle/garnet  
outlined Block C logo.

# 2025-26 GAMECOCK SUPERLATIVES

## GAMECOCKS'

### 25-26 RECORD WHEN ...

At home	9-1
On the road	0-1
At neutral sites	0-2
In overtime	1-1
vs. Top 25 team	-
vs. Top 10 team	-
vs. Top 5 team	-
Leading at half	9-0
Trailing at half	0-4
Tied at half	-
Shooting 50% or better	4-0
Shooting between 39-49.9%	5-3
Shooting less than 39%	0-1
Opp. shooting 50% or better	0-2
Opp. shooting between 40-49.9%	5-2
Opp. shooting less than 40%	4-0
Shooting better than opp.	7-0
Shooting worse then/equal to opp.	2-4
Starters out-score opp. starter	8-1
Opp. starters score/equal more	1-3
Bench out-scores opp. bench	7-3
Opp. bench scores/equals more	2-1
Having more FTs than opp.	6-1
Having equal/less FTs than opp.	3-3
Have more TOs than opp.	4-1
Having equal/less TOs than opp.	5-3
Having more rebounds than opp.	5-2
Having equal/less rebounds than opp.	4-2
Making 8 or more 3FGs	5-2
Having 15 or more assists	7-1
Score more points in paint than opp.	4-0
Scoring equal/less points in paint than opp.	5-4
Scoring more points off TOs than opp.	5-3
Scoring equal/less points off TOs than opp.	4-1
Scoring more 2nd-chance points than opp.	6-2
Scoring equal/less 2nd-chance points than opp.	3-2
Scoring more fast break points than opp.	2-0
Scoring equal/less fast break points than opp.	7-4
Wearing Regular White uniforms	9-1
Wearing Garnet uniforms	-
Wearing Black uniforms	0-1
Wearing Black Palmetto uniforms	0-1
Wearing Throwback White uniforms	0-1
Playing on live TV/live broadcast	9-4
Playing in November	5-2
Playing in December	4-2
Playing in January	-
Playing in February	-
Playing in March	-
Playing a day-game	3-2
Playing a night-game	5-2
Playing on a Monday	1-0
Playing on a Tuesday	3-2
Playing on a Wednesday	1-0
Playing on a Thursday	-
Playing on a Friday	1-1
Playing on a Saturday	2-0
Playing on a Sunday	1-1
Scoring margin is 5 points or less	1-2
Margin is between 6-10	0-2
Margin is between 11-20	4-0
Margin is more than 20	4-0
Scoring 59 points or less	-
Scoring 60-69 points	0-1
Scoring 70-79 points	2-2
Scoring 80-89 points	4-1
Scoring 90-99 points	3-0
Scoring 100+ points	-

## MISCELLANEOUS

Current streak	W2
Home court streak	W4
Away streak	L10
Neutral court streak	L3

Scoring Leaders	'25-26	Career
Meechie Johnson	7	29*
Elijah Strong	4	4*
Myles Stute	1	3*
Mike Sharavjamts	3	3*
Kobe Knox	1	1*

Rebounding Leaders	'25-26	Career
Meechie Johnson	2	9*
Mike Sharavjamts	8	8*
Myles Stute	3	6*
Hayden Assemian	2	2
Eli Ellis	2	2
Christ Essandoko	1	1*
Nordin Kapic	1	1*

Assists Leaders	'25-26	Career
Meechie Johnson	6	36*
Kobe Knox	5	5*
Eli Ellis	2	2
Mike Sharavjamts	3	3*
Myles Stute		1*

Blocks Leaders	'25-26	Career
Mike Sharavjamts	8	8*
Jordan Butler	2	7*
Hayden Assemian	4	4
Myles Stute	1	3*
Kobe Knox	2	2*
Grant Polk	1	1
Elijah Strong	1	1*
Christ Essandoko	1	1*

Steals Leaders	'25-26	Career
Meechie Johnson	7	30*
Myles Stute	3	10*
Mike Sharavjamts	5	5*
Jordan Butler	2	4*
Eli Ellis	4	4
Elijah Strong	3	3*
Kobe Knox	3	3*
Hayden Assemian	1	1
Christ Essandoko	1	1*

Double-Figure Scoring	'25-26	Career
Meechie Johnson	8	56
Myles Stute	3	48
Kobe Knox	7	44
Mike Sharavjamts	10	37
Nordin Kapic	2	20
Elijah Strong	7	20
Christ Essandoko		6
Eli Ellis	5	5
Grant Polk	3	3
Jordan Butler	1	2
Hayden Assemian	1	1

20+ points	'25-26	Career
Meechie Johnson	2	16
Myles Stute		5
Christ Essandoko		1
Nordin Kapic		1
Kobe Knox		1
Elijah Strong	1	2

30+ points	'25-26	Career
Meechie Johnson	1	1

Double-Figure Rebounding	'25-26	Career
Christ Essandoko		4
Nordin Kapic		2
Elijah Strong		2
Mike Sharavjamts	1	1
Myles Stute		1

5+ assists	'25-26	Career
Mike Sharavjamts	2	23
Meechie Johnson	4	21
Kobe Knox	3	7
Eli Ellis	2	2

## Miscellaneous

### Largest Halftime Lead

SC	19	2x, last vs. Stetson, 12/6/25
Opp	7	2x, last at Clemson 12/16/25

### Smallest Halftime Lead

SC	2	vs. Charleston So., 11/28/25
Opp	2	Northwestern, 11/23/25

### Fewest Points In First Half

SC	27	at Clemson, 12/16/25
Opp	22	PC, 11/12/25

### Most Points In First Half

SC	48	vs. UAlbany, 12/30/25
Opp	38	Butler, 11/21/25

### Fewest Points In Second Half

SC	32	vs. Southern Miss, 11/9/25
Opp	27	2x, last vs. The Citadel 12/13/25

### Most Points In Second Half

SC	49	vs. SC State, 12/22/25
Opp	44	NC A&T, 11/4/25

### Most Points in Overtime

SC	13	2x, last vs. Virginia Tech, 11/25/25
Opp	16	Virginia Tech, 11/25/25

### Largest Margin of Victory

SC	31	vs. Stetson, 12/6/25
Opp	7	2x, last at Clemson 12/16/25

### Smallest Margin of Victory

SC	4	vs. Southern Miss, 11/9/25
Opp	2	Northwestern, 11/23/25

3+ steals	'25-26	Career
Kobe Knox		6
Mike Sharavjamts		6
Meechie Johnson	2	5
Nordin Kapic		3
Myles Stute		2
Eli Ellis		1

2+ blocks	'25-26	Career
Jordan Butler		12
Kobe Knox		11
Christ Essandoko		9
Mike Sharavjamts	2	9
Nordin Kapic		5
Elijah Strong		2
Myles Stute		2
Hayden Assemian	2	2

Double-Doubles	'25-26	Career
Elijah Strong		2
Christ Essandoko		1
Nordin Kapic		1
Myles Stute		1
Mike Sharavjamts	1	1

Dunks	'25-26	Career
Mike Sharavjamts	7	7*
Kobe Knox	6	6*
Hayden Assemian	5	5
Jordan Butler	4	4*
Cam Scott		4
Myles Stute	1	3*
Meechie Johnson	1	2*
Elijah Strong	1	1*
Christ Essandoko	1	1*

- tied for team lead also included

- \* indicates at Carolina ONLY



# 2025-26 GAME-BY-GAME

	Date	Result	FG-A	Pct	3FG-A	Pct	FT-A	Pct	O-D-Total	PF	Pts	A	TO	Blk	Stl	Min	Half
NC A&T at			26-60	43.3%	4-11	36.4%	16-22	72.7%	7-24-31	17	72	12	12	3	9	200	28
South Carolina	11/4/25	W	31-63	49.2%	14-32	43.8%	15-21	71.4%	10-30-40	19	91	24	13	2	5	200	46
Southern Miss at			29-67	43.3%	5-22	22.7%	16-21	76.2%	13-30-43	21	79	10	9	3	8	225	34
South Carolina	11/9/25	W (OT)	25-64	39.1%	16-43	37.2%	17-21	81.0%	12-27-39	20	83	18	15	2	5	225	38
Presbyterian at			25-59	42.4%	0-8	0.0%	11-20	55.0%	14-23-37	22	61	16	10	1	3	200	22
South Carolina	11/12/25	W	24-57	42.1%	8-25	32.0%	25-32	78.1%	13-24-37	16	81	15	6	3	2	200	41
Radford at			17-55	30.9%	7-24	29.2%	17-25	68.0%	10-16-26	17	58	6	14	0	5	200	25
South Carolina	11/18/25	W	34-59	57.6%	7-25	28.0%	12-15	80.0%	7-33-40	21	87	23	12	4	7	200	40
South Carolina vs.			25-62	40.3%	7-26	26.9%	15-22	68.2%	9-20-29	25	72	10	7	1	8	200	31
Butler - &	11/21/25	L	27-56	48.2%	5-12	41.7%	20-34	58.8%	15-33-48	17	79	9	10	2	6	200	38
South Carolina vs.			28-61	45.9%	10-34	29.4%	11-15	73.3%	13-18-31	14	77	17	8	1	7	200	34
Northwestern - &	11/23/25	L	30-53	56.6%	7-14	50.0%	12-14	85.7%	5-21-26	15	79	21	10	3	5	200	36
Charleston Southern at			25-70	35.7%	7-31	22.6%	5-8	62.5%	13-30-43	21	62	12	10	5	2	200	28
South Carolina	11/28/25	W	25-60	41.7%	5-24	20.8%	19-25	76.0%	7-30-37	12	74	10	5	3	5	200	30
Virginia Tech at - ^			33-66	50.0%	6-20	30.0%	14-21	66.7%	6-31-37	24	86	18	9	2	3	225	37
South Carolina	11/28/25	L	27-60	45.0%	8-29	27.6%	21-28	75.0%	5-23-28	17	83	11	8	3	4	225	34
Stetson at			18-56	32.1%	4-21	19.0%	11-18	61.1%	8-12-20	12	51	10	7	1	9	200	24
South Carolina	12/6/25	W	30-55	53.5%	12-27	44.4%	10-12	83.3%	10-31-41	18	82	16	13	1	2	200	43
The Citadel at			21-57	36.8%	21-57	36.8%	11-20	55.0%	10-22-32	15	55	9	9	4	6	200	28
South Carolina	12/13/25	W	25-59	42.4%	3-23	13.0%	18-21	85.7%	11-29-40	16	71	10	9	5	3	200	35
South Carolina at			19-52	37.3%	4-26	15.4%	19-23	82.6%	9-24-34	26	61	10	14	1	7	200	27
Clemson	12/16/25	L	22-47	46.8%	5-14	35.7%	19-31	61.3%	4-25-29	18	68	10	8	1	9	200	34
SC State at			26-62	41.9%	9-19	47.4%	9-16	56.3%	11-11-22	25	70	18	11	1	9	200	33
South Carolina	12/22/25	W	29-49	59.2%	6-21	28.6%	31-36	86.1%	10-26-36	14	95	16	15	1	7	200	46
Albany at			27-62	43.5%	6-17	35.3%	7-8	87.5%	17-13-30	13	67	15	15	2	6	200	33
South Carolina	12/30/25	W	33-55	60.0%	14-30	46.7%	16-17	94.1%	8-19-27	8	96	19	9	4	8	200	48

**BOLD** - home game / & - Greenbrier Tip-Off (White Sulphur Springs, W. Va.) / ^ - ACC/SEC Challenge (Columbia, S.C.)

\* - indicates SEC contest



# 2025-26 SOUTH CAROLINA BASKETBALL

OVERALL: 9-4 // SEC: 0-0 // HOME: 9-1 // AWAY: 0-1 // NEUTRAL: 0-2

DATE	OPP.	W/L	SCORE	RECORD (SEC)	POINTS	REBOUNDS	ASSISTS	BLOCKS	STEALS	ATTENDANCE
11/4/25	NC A&T	W	91-72	1-0	M. Johnson (14)	Four Tied (5)	E. Ellis (5)	Sharavjamts/Butler (1)	M. Johnson (2)	12,344
11/8/25	Southern Miss	W	83-79 (OT)	2-0	M. Johnson (33)	E. Ellis (7)	K. Knox (5)	Stute/Butler (1)	M. Sharavjamts (2)	11,420
11/12/25	Presbyterian	W	81-61	3-0	M. Sharavjamts (13)	H. Assemian (8)	E. Ellis (5)	H. Assemian (2)	Sharavjamts/Stute (1)	11,874
11/18/25	Radford	W	87-58	4-0	E. Strong (15)	M. Sharavjamts (10)	Johnson/Knox (5)	Four tied (1)	Johnson (2)	11,623
11/21/25	Butler &	L	72-79	4-1	M. Johnson (24)	M. Sharavjamts (6)	K. Knox (4)	M. Sharavjamts (1)	E. Ellis (3)	1,209
11/23/25	Northwestern &	L	77-79	4-2	E. Strong (16)	M. Sharavjamts (8)	M. Johnson (5)	K. Knox (1)	Three tied (2)	782
11/28/25	Charleston So.	W	74-62	5-2	E. Strong (22)	E. Ellis (9)	M. Sharavjamts (7)	M. Sharavjamts (2)	M. Sharavjamts (2)	9,789
12/2/25	Virginia Tech ^	L	83-86 (OT)	5-3	M. Johnson/E. Strong (18)	Johnson/Sharavjamts (6)	K. Knox (4)	Three tied (1)	Four tied (1)	11,420
12/6/25	Stetson	W	82-51	6-3	M. Johnson (17)	M. Sharavjamts (7)	M. Johnson (7)	M. Sharavjamts (1)	Ellis/Knox (1)	9,055
12/13/25	The Citadel	W	71-55	7-3	M. Johnson (19)	M. Sharavjamts (7)	Johnson/Sharavjamts (3)	M. Sharavjamts (2)	Three tied (1)	10,199
12/16/25	at Clemson	L	61-68	7-4	Knox/Sharavjamts (13)	Essandoko/Sharavjamts (7)	M. Johnson (4)	M. Sharavjamts (1)	M. Johnson (3)	9,000
12/22/25	SC State	W	95-70	8-4	Stute/Sharavjamts (15)	M. Stute (7)	Johnson/Knox (5)	M. Sharavjamts (1)	M. Johnson (3)	10,171
12/30/25	Albany	W	96-67	9-4	M. Johnson (15)	Assemian/Stute (5)	M. Sharavjamts (7)	H. Assemian (2)	Eight tied (1)	9,501

**BOLD** - home game / & - Greenbrier Tip-Off (White Sulphur Springs, W. Va.) / ^ - ACC/SEC Challenge (Columbia, S.C.)

\* - indicates SEC contest



**COLUMBIA, S.C. (AP)** — Mike Sharavjamts scored 13 points to lead four in double-figure scoring, and South Carolina jumped out to an early lead and beat Presbyterian 81-61 on Wednesday night.

Grant Polk scored 12 points on four 3-pointers for South Carolina (3-0). Jordan Butler and Myles Stute added 11 points apiece. Eli Ellis and Meechie Johnson each chipped in with nine points.

The Gamecocks had a double-digit lead midway through the first half and led 41-22 at the break. Polk made three 3s to pace the Gamecocks. Pierce scored 12 first-half point for the Blue Hose.


Stute's 3-pointer followed by a Johnson layup gave South Carolina its largest lead, 73-39, with about 10 minutes to play.

Jonah Pierce scored 19 points and grabbed nine rebounds for Presbyterian (3-2). Carl Parish added 15 points and Chidi Chiakwelu had 11. Jaylen Peterson grabbed 11 rebounds.

Each team shot 42% from the floor but South Carolina hit 8 of 25 (32%) from distance, while Presbyterian missed all eight of its attempts from long range.

### GAME 3

### GAME 3



Official Boy Scout Book Score - Final

Presbyterial at South Carolina

11/12/25 Central Lake Area, Columbia

2020-21 Scout Districts Meeting

Game Time: 7:00 PM

Attendance: 118

Officials: Job Hennes, Chris Ford, Shan Scales

Presbyterial - 61

Record 3-2

NO. Name	Min	MA	FG	3P	FT	Rebounds	PF	OR	TS	PT	AS	TS	Blocks	BA	+	Shooting By Period
12 Jonah Pierce	F 30:58	8-19	0-0	3-5	6-8	3	9	11	0	50	2	3	0	1	-1	1 <sup>st</sup> FG: 9-32 28.1%
14 Jeremy Peterson	F 29:09	2-4	0-0	3-3	3	8	11	3	3	4	1	0	1	1	-5	3 <sup>rd</sup> Q: 0-2 0.0%
7 Josh Wilson	F 33:01	0-0	0-0	0-0	0-0	0	0	0	0	0	0	0	0	0	0	FTS: 4-4 100%
11 Erik Taylor	G 25:29	1-6	0-3	2-2	2-2	2	1	1	4	1	0	0	0	0	-27	2 <sup>nd</sup> FG: 16-27 59.3%
12 Carl Parrish	G 26:38	8-12	0-2	3-4	1	4	5	3	2	15	2	1	1	0	-16	3 <sup>rd</sup> Q: 6-6 100%
0 Ikerion King	F 19:57	1-6	0-0	1-1	0	1	2	3	2	2	0	0	0	1	-21	GAMF: 25-59 42.0%
4 Josh Pickett	A 15:02	0-1	0-0	0-0	0-0	0	0	0	0	0	0	0	0	0	0	3 <sup>rd</sup> O: 0-0 0.0%
6 Chad Chikarelew	G 11:22	0-4	0-0	1-1	1	1	2	3	2	11	0	0	0	0	-11	FTS: 11-20 55.0%
0 Amare Anderson	05:19	0-0	0-0	0-0	0-0	0	0	0	0	0	0	0	0	0	-2	Scout Ball Rebounds: 3.0
2 Kibane Hudson	07:34	0-4	0-1	2-2	0	2	2	2	1	6	0	0	0	0	-11	
3 Jalen Smith	07:11	0-0	0-0	0-0	0-0	0	0	0	0	0	0	0	0	0	-2	
1 Luke Allison	01:36	0-0	0-0	0-0	0-0	0	0	0	0	0	0	0	0	0	-2	
Team						2	2	4	0	0	0	0				
Totals	25:59	48-86	11-20	14	23	37	22	16	10	3	1	3	1	3	20	

South Carolina - 81

Record 3-0


NO. Name	Min	MA	FG	3P	FT	Rebounds	PF	OR	TS	PT	AS	TS	Blocks	BA	+	Shooting By Period
10 Mylan Sude	F 34:41	2-8	1-2	1-2	1-2	2	8	10	0	0	0	0	0	0	-1	1 <sup>st</sup> FG: 11-30 36.7%
14 Jahvier Assamian	F 14:20	2-3	0-0	1-2	5	2	8	3	2	0	0	0	0	0	-2	3 <sup>rd</sup> Q: 4-12 33.3%
4 Kobe Knox	G 23:38	0-4	0-2	7-8	0	1	1	1	5	7	2	1	0	0	-2	2 <sup>nd</sup> FG: 15-19 83.3%
5 Michael Johnson	G 24:58	3-9	1-4	2-4	2-2	2	1	5	9	9	0	0	0	0	-19	3 <sup>rd</sup> Q: 13-27 48.1%
15 Mike Sparagans	G 24:58	0-0	0-0	0-0	0-0	0	0	0	0	0	0	0	0	0	-1	FTS: 9-14 71.6%
15 Eli Eide	G 23:09	9-7	0-1	3-4	1	2	0	3	9	5	0	0	0	0	-21	GAMF: 24-57 42.1%
31 Elijah Smith	20:32	1-7	0-3	2-2	0-4	2	1	4	2	1	1	0	1	0	-2	3 <sup>rd</sup> Q: 9-25 35.7%
0 Jordan Butler	09:56	0-0	0-0	5-5	1	6	7	5	3	11	0	0	1	0	-18	Scout Ball Rebounds: 4.2
14 Jalen Smith	09:56	0-0	0-0	0-0	0-0	0	0	0	0	0	0	0	0	0	-1	
24 Norrin Kopic	04:23	0-1	0-0	0-0	0-0	0	0	0	0	0	0	0	0	0	-5	
14 Eli Sparman	03:59	0-0	0-0	0-0	0-0	0	0	0	0	0	0	0	0	0	-10	
Team						0	3	3	0	0	0	0				
Totals	24:57	24-57	25-32	13	24	37	16	22	81	15	1	1	3	1	20	

Major Fouts: NONE

Biggest lead	PRE USC	Points from Turnovers	PRE USC	Period by Period Scoring
1 (1 <sup>st</sup> 17:58)	34 (2 <sup>nd</sup> 9:54)	44	28	1 <sup>st</sup> 2nd
Best Scoring Run	1st	2nd	3rd	4th
0 (2 <sup>nd</sup> 14:44)	9 (1 <sup>st</sup> 12:05)	42	39	PRE 22 39 61
Lead Changes	4	8	8	8
Times Tied	0	Fast Breaks	8	3
Time with Lead	00:40	Bench	19	38
		USC	41	40
		81	81	81







74

62

GAME 7 vs. Charleston So.

Columbia, S.C.

Colonial Life Arena

Nov. 28, 2025

Strong scores 22 (20 in 2nd half) in just 16 minutes off bench

**COLUMBIA, S.C. (AP)** – Elijah Strong scored 20 of his season-high 22 points in the second half and South Carolina beat Charleston Southern 74-62 on Friday.


The Gamecocks pulled away when Kobe Knox scored on a one-handed dunk, sparking a 16-4 run for a 57-45 lead with about seven minutes to play. Strong scored seven points during the stretch.

A little more than a minute later, Jesse Hafemeister answered with a 3-pointer and Brycen Blaine made a layup to pull the Buccaneers to 57-50 but they didn't get closer.

Strong, who spent the past two seasons at Boston College, shot 8 of 11 in the second half. Knox finished with 15 points and Nordin Kapic added 11 for South Carolina (5-2), which ended a two-game skid.

Blaine scored 23 points to lead Charleston Southern (5-4). Alahn Sumler added 14 points and Hafemeister had 10.

Knox scored seven points to help the Gamecocks build a 30-28 halftime advantage. Blaine scored 12 first-half points to pace Charleston Southern. A Blaine 3-pointer gave the Buccaneers their last lead, 40-39, with about 13 minutes left in the second half.



83

86

GAME 8 vs. Virginia Tech

Columbia, S.C.

Colonial Life Arena

Dec. 2, 2025

7 p.m. (ET) - SEC Network

**COLUMBIA, S.C. (AP)** – Amari Hansberry scored 22 points and hauled in 14 rebounds, Ben Hammond added 16 points, and Virginia Tech took down South Carolina 86-83 in overtime on Tuesday night in an ACC/SEC Challenge matchup.


Hansberry (10 of 16 from the floor) picked up his fourth double-double of the season in 39 minutes of action. The overtime frame featured nine lead changes and five ties, and Virginia Tech took the lead for good as Hammond made a layup with 13 seconds on the clock.

The Hokies (7-2) led for most of the first half, opening on an 8-1 run and keeping pace the rest of the way. They took a 37-34 lead into halftime.

South Carolina took the lead late in the second half thanks to a 7-0 run, capped off by Mike Sharavjamts' five-straight points. The game went to overtime tied at 70 after Hansberry made a layup with 2:43 remaining, and the teams couldn't find a way to score in the final minutes.

Meechie Johnson paced the Gamecocks (5-3) with 18 points on 7-of-12 shooting, adding six rebounds. Elijah Strong also had 18 points (6-of-16 shooting).

The Hokies won their first game in the third edition of the ACC/SEC Challenge, losing to Auburn and Vanderbilt in 2023 and 2024, respectively.



82

51

GAME 9 vs. Stetson

Columbia, S.C.

Colonial Life Arena

Dec. 6, 2025

Gamecocks hit 12 3s and shoot 54.5% in rout of Hatters

**COLUMBIA, S.C. (AP)** — Meechie Johnson scored 17 points and South Carolina beat Stetson 82-51 on Saturday.

Johnson made all five of his field-goal attempts, including two 3-pointers, and all five free throws while also handing out five assists. Grant Polk made 4 of 6 3-pointers and scored 12 points. Elijah Strong had a pair of 3s and 12 points for the Gamecocks (6-3), who shot 55%, including 44% from the arc (12 of 27).

Collin Kuhl, Ethan Copeland and Jamie Phillips Jr. scored 10 points apiece for the Hatters (3-8), who lost their fifth straight after shooting 32% and making just 4 of 21 3-pointers.

Stetson scored the first five points before South Carolina went on a 18-4 run capped by consecutive 3-pointers by Strong and the Gamecocks led the rest of the way. They finished the first half on an 18-3 run with Johnson scoring the final six points with a three-point play and a 3-pointer for a 43-24 lead.

The Gamecocks remained comfortably ahead in the second half, taking their largest lead of 33 with under three minutes to go.

## GAME 7

Official Basketball Box Score - Final														
Charleston So. at South Carolina														
Game Time: 1:00 PM Game Duration: 1:53 Attendance: 1,130 11/28/25 Colonial Life Arena, Columbia 2025-26 South Carolina Men's Basketball														
Officials: Jason Biles, Rob Rhee, Justice News														
Charleston So. - 62														
Record: 5-4														
NO.	Name	Min	FG	3P	FT	Rebounds	Fouls	TP	AS	TO	ST	Blocks	BB	BA
7	Nate Bradford	F 17:58	1-6	0-2	0-0	4	2	6	2	0	1	0	0	0
12	Jesse Hafemeister	F 25:26	4-10	2-7	0-1	2	3	5	2	1	10	0	0	0
23	Rae Jones	F 14:01	1-5	0-0	0-1	1	2	5	0	0	0	0	0	0
5	Jacob Taylor	G 07:16	0-0	0-0	0-0	0	1	1	2	0	0	0	0	0
8	Luke Williams	G 35:49	1-6	1-7	0-0	1	6	7	2	2	3	1	0	0
1	Alahn Sumler	30:47	6-14	1-4	1-2	1	2	3	3	14	1	0	1	1
11	Brycen Blaine	34:06	9-21	3-8	2-2	1	4	5	2	23	4	3	0	0
34	Lase Olatunji	16:20	3-4	0-0	2-3	1	4	5	1	3	8	1	0	1
0	Amari Hansberry	02:25	0-1	0-0	0-0	0	2	0	0	0	0	0	0	0
22	Devin Bradford	07:50	0-1	0-0	0-0	0	3	3	2	1	0	0	0	0
Team														
Totals														
Shooting By Period														
1st FG%: 15.4% 32.4%														
2nd FG%: 14.3% 38.9%														
3rd FG%: 4.7% 23.1%														
4th FG%: 2.5% 40%														
GMFG%: 25.0% 35.7%														
3PT%: 7.3% 22.6%														
FT%: 5.8% 62.5%														
Dead Ball Rebounds: 2.0														
Major Fouls: NONE														
South Carolina - 74														
Record: 5-3														
NO.	Name	Min	FG	3P	FT	Rebounds	Fouls	TP	AS	TO	ST	Blocks	BB	BA
0	Jordan Butler	F 10:53	1-6	0-3	1-2	1	0	1	1	1	3	0	0	0
24	Nordin Kapic	F 14:28	4-8	2-4	1-3	1	4	5	0	3	11	0	0	3
4	Kobe Knox	G 22:28	6-8	1-2	2-3	0	1	1	2	3	15	0	0	0
5	Meechie Johnson	G 28:22	0-1	0-1	4-4	0	5	2	2	4	2	0	0	1
55	Mike Sharavjamts	G 34:06	2-3	0-1	4-4	1	7	8	0	2	8	7	0	2
15	Eli Ellis	31:20	2-8	1-3	4-5	2	7	9	3	0	1	1	0	0
2	Christ Essandoko	03:28	0-2	0-0	0-0	0	0	0	0	0	0	0	0	0
13	Grant Polk	22:14	5-5	0-3	0-0	0	4	0	1	2	0	0	0	0
14	Eli Spartanman	03:11	0-0	0-0	0-0	0	0	0	0	0	0	0	0	0
31	Elijah Strong	16:21	9-16	1-5	3-4	0	0	1	1	4	3	22	0	0
Team														
Totals														
Shooting By Period														
1st FG%: 12.3% 36.4%														
2nd FG%: 3.3% 100%														
3rd FG%: 4.7% 23.1%														
4th FG%: 2.5% 40%														
GMFG%: 25.0% 41.7%														
3PT%: 5.0% 20.0%														
FT%: 19.2% 76.0%														
Dead Ball Rebounds: 4.3														
Major Fouls: NONE														
Period by Period Scoring														
1st 2nd TOT														
CSU 28 34 62														
USC 28 34 62														
Biggest lead 12 (1st 6:19) 7 (1st 15:28)														
Best Scoring Run 12 (1st 6:19) 7 (1st 15:28)														
Lead Changes 6														
Times Tied 6														
Time with Lead 02:49 31:42														

## GAME 8

# Official Basketball Box Score - Final

## Virginia Tech at South Carolina

12/02/25 Colonial Life Arena, Columbia  
2025-26 South Carolina Men's Basketball

Game Time: 7:00 PM  
Game Duration: 2:15  
Attendance: 11,420

Officials: Doug Shoop, Ben Leno, Lucas Santos

### Virginia Tech - 86

#### Record: 7-2

NO.	Name	Min	FG	3P	FT	Rebounds	Fouls	TP	AS	TO	ST	Blocks	BB	BA
13	Amari Hansberry	F 38:38	10-16	0-1	2-8	2	2	14	4	6	22	3	0	0
77	Antonio Dom	C 29:56	4-6	0-0	0-0	0	2	4	1	8	2	1	0	0
0	Jalen Bedford	G 22:30	3-9	1-3	2-2	4	4	1	1	9	0	0	0	0
10	Tyler Johnson	C 22:59	0-4	0-3	0-0	0	1	5	0	0	0	0	0	0
17	Nekolas Avdalas	C 35:05	5-11	1-4	2-2	0	8	5	1	13	8	1	0	0
2	Jaden Schutt	30:45	4-8	2-5	2-3	0	1	1	0	12	0	0	0	0
3	Ben Hammond	31:14	5-9	2-4	4-4	1	2	3	2	16	2	4	2	0
5	Sam Jones	06:09	0-0	0-0	0-0	0	0	0	0	0	0	0	0	0
32	Christian Durak	04:42	2-2	0-0	2-2	0	0	0	2	1	6	0	0	0
4	Iziah Pascha	02:22	0-1	0-0	0-0	0	0	0	0	1	0	0	0	0
Team														
Totals		34:58 (6-20)	14-21	3-11	3-7	24	17	86	18	9	2	3	3	3

### South Carolina - 83

#### Record: 5-3

NO.	Name	Min	FG	3P	FT	Rebounds	Fouls	TP	AS	TO	ST	Blocks	BB	BA
0	Jordan Butler	F 13:46	0-1	0-4	0-2	2	1	3	4	0	0	0	0	0
2	Nathan Kopic	F 08:45	0-3	0-1	0-0	0	0	0	0	0	0	0	0	1-14
4	Kobe Knox	G 36:47	4-8	1-3	2-3	0	2	2	11	4	1	0	1	0
5	Meachae Johnson	G 38:27	7-12	2-6	2-4	0	6	6	1	18	2	1	0	0
59	Mike Sharajunas	G 36:20	4-8	1-4	5-7	2	4	6	4	14	1	4	1	0
24	Hayden Asseman	24:00	1-5	0-1	0-0	0	0	0	0	0	0	0	0	0
15	El Elchi	22:02	0-1	0-3	3-3	1	3	1	5	0	0	0	1	6
31	Elliot Smith	29:59	6-16	1-8	5-6	1	2	3	1	18	0	0	1	0
12	Grant Cook	11:54	1-2	0-0	1-0	1	0	1	0	3	0	0	0	0
3	Chris Essandoko	09:56	3-4	2-2	0-0	1	2	3	1	8	0	0	0	0
Team														
Totals		27:40 (24-49)	21-28	5-23	28	17	24	83	11	4	4	1	3	3

### Biggest Lead

10 (11:45) 33 (2:38)

### Best Scoring Run

9 (1:14) 15 (4:42) 7 (1:14) 3 (0:21)

### Lead Changes

9

### Times Tied

8

### Time with Lead

34:53 03:28

### Points from Turnovers

54 30

### Fast Breaks

10 7

### Second Chances

12 5

### Clutch Points

34 36

### Period by Period Scoring

	1st	2nd	3rd	OT	TOT
VT	37	37	13	66	86
USC	34	36	13	83	

### Major Fouls: NONE

### Shooting By Period

	1st	2nd	3rd	OT	TOT
VT FG	15-21	14-21	5-9	34-41	
VT 3P	3-11	3-8	1-2	7-21	
VT FT	4-8	4-7	0-0	8-15	
VT eFG%	92%	59%	56%	81%	
VT 3P%	34%	34%	21%	34%	
VT FT%	50%	57%	0%	53%	
VT OR%	5%	11%	0%	8%	
VT 3P%	14%	25%	0%	19%	
VT 2P%	22%	20%	0%	21%	
VT eFG%	26%	26%	0%	26%	
VT 2P%	21%	27%	0%	24%	
VT 3P%	14%	25%	0%	19%	

### Shooting By Period

	1st	2nd	3rd	OT	TOT
USC FG	13-28	15-28	5-11	33-41	
USC 3P	4-11	3-8	1-2	8-21	
USC FT	4-9	4-4	0-0	8-13	
USC eFG%	92%	59%	56%	81%	
USC 3P%	34%	34%	21%	34%	
USC FT%	50%	57%	0%	53%	
USC OR%	5%	11%	0%	8%	
USC 3P%	14%	25%	0%	19%	
USC 2P%	22%	20%	0%	21%	
USC eFG%	26%	26%	0%	26%	
USC 2P%	21%	27%	0%	24%	
USC 3P%	14%	25%	0%	19%	

### Dead Ball Rebounds: 4

[illegible]





94



67

GAME 13 vs. UAlbany

Columbia, S.C.  
Colonial Life Arena  
Dec. 30, 2025  
Gamecocks hit 14 3s and shoot 60.0%  
from floor in rout of Great Danes



GAME 14 vs. #11/11 Vanderbilt

Columbia, S.C.  
Colonial Life Arena  
Jan. 3, 2026  
2 p.m. (ET) - ESPNU



GAME 15 at LSU

Baton Rouge, La.  
Pete Maravich Assembly Center  
Jan. 6, 2026  
7 p.m. (ET) - ESPNU

COLUMBIA, S.C. (AP) — Meechie Johnson scored 15 points as South Carolina pulled away after halftime and cruised past UAlbany 96-67 on Tuesday night.

The Gamecocks shot 60% from the field and placed five players in double figures while improving to 9-4. South Carolina led 48-33 at the break and steadily widened the gap in the second half, turning defensive pressure into easy scoring opportunities.

UAlbany briefly showed momentum early after halftime when Amir Lindsey and Zacharie Matulu connected on 3-pointers to cut the deficit to 51-39. South Carolina answered with a decisive stretch that put the game out of reach, though. Kobe Knox hit a 3-pointer, and the Gamecocks followed with a 12-2 run that extended the lead to 63-41 with 13:42 remaining.

Hayden Assemanian finished with 13 points off the bench, while Mike Sharavjams added 10 points and seven assists.

South Carolina went 14 of 30 from beyond the arc and made 16 of 17 free throws. The Gamecocks forced 15 turnovers and consistently capitalized in transition during the second half.

Lindsey led UAlbany (4-11) with 18 points but committed four turnovers. Okechukwu Okeke scored 12 points on 6-of-6 shooting and grabbed seven rebounds off the bench. Nas Muhammad added 10 points. The Great Danes shot 44% overall but struggled to slow South Carolina, with the margin growing to as many as 33 points late.

GAME 13

GAME 14

GAME 15

Official Basketball Box Score - Final													Game Time: 1:30 PM																
UAlbany at South Carolina																													
12/30/25 Colonial Life Arena, Columbia																													
2025-26 South Carolina Men's Basketball																													
Officials: Joe Lindsey, Vladimir Vujacic, Tazari, Jerry Hunter																													
Game Duration: 1:42																													
Attendance: 5,001																													
UAlbany - 67																													
Record: 4-11																													
NO.	Name	Min	FG	3P	FT	Rebounds	Fouls	TP	AS	TO	ST	Blocks	pts	plus/minus															
5	Isaac Abidde	24:38	2-2	0-0	0-0	0 4 4	3 2 4	0 2	1 1	0 0	-11																		
25	Yaya Katta	08:44	2-3	0-0	0-0	2 1 3	0 1 4	1 1	1 0	0 0	-7																		
2	Amir Lindsey	35:42	7-17	2-6	2-2	0 1 1	0 1 18	4 4	0 0	1 -26																			
11	Jordan Kempson	31:27	3-10	1-5	2-2	0 2 2	1 1 1	9 4	1 0	2 -31																			
14	Zach Matulu	25:55	3-5	1-1	0-0	4 1 5	4 0 7	2 1	1 0	0 -19																			
00	Okechukwu Okeke	28:46	6-6	0-0	0-0	4 3 7	0 0 12	1 1	2 1	0 -21																			
8	Nasir Muhammad	22:27	3-11	2-6	2-2	0 2 2	3 0 10	2 1	1 0	1 -14																			
13	McKye Taylor	13:04	0-1	0-0	0-0	1 0 1	1 0 0	0 1	0 0	0 -17																			
4	Miles Rose	03:57	1-3	0-0	0-0	0 0 0	0 0 0	2 1	0 0	0 0																			
24	Tariq Foster	03:57	0-1	0-1	0-0	0 0 0	0 1 0	0 0	0 0	0 0																			
10	Baileys Grant	01:23	0-0	0-0	1-2	0 0 0	0 2 1	0 0	0 0	0 1																			
Team														4	1	0	0												
Totals														27	62	6-17	17	13	30	13	7	87	16	6	2	4	20		
Major Fouls: NONE																													
South Carolina - 96																													
Record: 9-4																													
NO.	Name	Min	FG	3P	FT	Rebounds	Fouls	TP	AS	TO	ST	Blocks	pts	plus/minus															
10	Myles Shute	20:02	3-8	3-8	3-4	2 3 5	1 2 12	1 1	1 0	0 1	13																		
31	Elijah Strong	15:13	4-7	1-3	0-0	0 2 2	3 0 9	0 1	1 0	0 5																			
4	Kobe Knox	23:49	2-4	1-3	2-2	1 1 2	0 1 7	2 1	1 1	0 22																			
5	Meechie Johnson	25:33	5-8	3-5	2-2	0 3 3	1 2 15	4 0	1 0	0 -29																			
55	Mike Sharavjams	25:26	3-7	0-3	4-4	0 2 2	0 2 10	1 3	1 0	0 12																			
20	Hayden Assemanian	14:27	5-6	0-0	3-3	4 1 5	0 3 13	0 2	1 2	0 -24																			
15	Eli Ellis	25:32	4-7	1-4	2-2	0 0 0	0 3 11	4 0	1 0	0 16																			
0	Jordan Butler	13:20	2-2	2-2	0-0	1 0 1	1 0 6	1 0	1 0	0 -15																			
13	Grant Palk	16:11	2-4	1-2	0-0	0 3 3	0 0 5	0 1	0 1	0 7																			
6	EJ Walker	11:14	1-1	1-1	0-0	0 1 1	0 0 3	0 0	0 0	0 -4																			
24	Nordin Kagic	05:06	2-2	1-1	0-0	0 1 1	2 0 5	0 0	0 0	0 4																			
14	Eli Sparkman	03:57	0-0	0-0	0-1	1 1 0	0 0 0	0 0	0 0	0 0																			
Team														0	1	0	0												
Totals														33	55	14-30	16	17	8	19	27	8	13	96	19	8	4	2	20
Major Fouls: Strong (TF) 1-11 12:20																													
Biggest lead																													
Best Scoring Run																													
Lead Changes																													
Times Tied																													
Time with Lead																													
Points from Turnovers																													
Paint																													
Second Chances																													
Fast Breaks																													
Bench																													
Period by Period Scoring																													
1st 2nd 3rd 4th																													
ALB 33 34 67																													
USC 48 48 96																													

# THE LAST TIME IN SOUTH CAROLINA BASKETBALL...

## AN INDIVIDUAL ...

<b>Scored 20 or more points:</b>	South Carolina: Elijah Strong (22), vs. Charleston Southern (Nov. 28, 2025), in Columbia, S.C. Opponent: Jayden Johnson (23), SC State (Dec. 22, 2025), in Columbia, S.C.
<b>Scored 30 or more points:</b>	South Carolina: Meechie Johnson (33), vs. Southern Miss (Nov. 9, 2025), in Columbia, S.C. Opponent: Dalton Knecht (31), Tennessee (Jan. 30, 2024), in Knoxville, Tenn.
<b>Scored 35 or more points:</b>	South Carolina: Collin Murray-Boyles (35) vs. Arkansas (March 1, 2025) in Columbia, S.C. Opponent: Emoni Bates (36), Eastern Michigan (Dec. 30, 2022), in Columbia, S.C.
<b>Scored 40 or more points:</b>	South Carolina: Sindarius Thornwell (44), vs. Alabama (Feb. 7, 2017) in Columbia, S.C. Opponent: Jermaine Couisnard (40), Oregon (Mar. 21, 2024) in Pittsburgh, Pa.
<b>Collected 20 or more rebounds:</b>	South Carolina: Sindarius Thornwell (21), vs. Alabama (Feb. 7, 2017) in Columbia, S.C. Opponent: Ekpe Udoh (20), Baylor (Jan. 2, 2010) in Columbia, S.C.
<b>Collected 15 or more rebounds:</b>	South Carolina: Collin Murray-Boyles (16), vs. SC State (Nov. 8, 2024), in Columbia, S.C. Opponent: Henry Coleman III (15), Texas A&M (Jan. 29, 2022) in College Station, Texas
<b>Made 12 or more field goals:</b>	South Carolina: Collin Murray-Boyles (12) vs. Arkansas (March 1, 2025) in Columbia, S.C. Opponent: Jermaine Couisnard (14), Oregon (Mar. 21, 2024) in Pittsburgh, Pa.
<b>Made 10 or more field goals:</b>	South Carolina: Collin Murray-Boyles (10), at #14/16 Missouri (Feb. 25, 2025), in Columbia, Mo. Opponent: Jayden Johnson (10), SC State (Dec. 22, 2025), in Columbia, S.C.
<b>Attempted 20 or more field goals:</b>	South Carolina: Gregory "GG" Jackson II (20), vs. Ole Miss (March 8, 2023), in Nashville, Tenn. Opponent: Brycen Blaine (21), Charleston Southern (Nov. 28, 2025), in Columbia, S.C.
<b>Attempted 25 or more field goals:</b>	South Carolina: Sindarius Thornwell (25), vs. Alabama (Feb. 7, 2017) in Columbia, S.C. Opponent: Brandon Miller (25), No. 2/2 Alabama (Feb. 22, 2023) in Columbia, S.C.
<b>Dished 10 or more assists:</b>	South Carolina: Jermaine Couisnard (10), vs. Miss. State (March 3, 2020) in Columbia, S.C. Opponent: Zakai Zeigler (11), No. 11/13 Tennessee (Feb. 25, 2023) in Knoxville, Tenn.
<b>Swiped 5 or more steals:</b>	South Carolina: Collin Murray-Boyles (5), at Oklahoma (Jan. 18, 2025), in Norman, Okla. Opponent: Dailyn Swain (5), #22/22 Xavier (Nov. 25, 2024), in Fort Myers, Fla.
<b>Blocked 5 or more shots:</b>	South Carolina: Maik Kotsar (6), vs. North Greenville (Dec. 31, 2018) in Columbia, S.C. Opponent: Kadin Shedrick (5), Texas (Feb. 22, 2025), in Columbia, S.C.
<b>Made 5 or more 3-point field goals:</b>	South Carolina: Meechie Johnson (7), vs. Southern Miss (Nov. 9, 2025), in Columbia, S.C. Opponent: Noah Treadwell (5), SC State (Dec. 22, 2025), in Columbia, S.C.
<b>Attempted 8 or more 3-point field goals:</b>	South Carolina: Elijah Strong (9), vs. Virginia Tech (Dec. 2, 2025), in Columbia, S.C. Opponent: Noah Treadwell (8), SC State (Dec. 22, 2025), in Columbia, S.C.
<b>Made 10 or more free throws:</b>	South Carolina: Collin Murray-Boyles (13), vs. Georgia (March 4, 2025), in Columbia, S.C. Opponent: Jalon Moore (10), Oklahoma (Jan. 18, 2025), in Norman, Okla..
<b>Attempted 15 or more free throws:</b>	South Carolina: Chris Silva (16), vs. Georgia (March 9, 2019) in Columbia, S.C. Opponent: Nendah Tarke (15), Towson (Nov. 12, 2024), in Columbia, S.C.
<b>Played all 40 minutes of regulation:</b>	South Carolina: AJ Lawson, at LSU (Jan. 16, 2021) in Baton Rouge, La. Opponent: Khalif Battle, Arkansas (Mar. 14, 2024), in Nashville, Tenn.
<b>A player hit a last-second shot (within 3 seconds) to win a game:</b>	South Carolina: Jamarii Thomas (two OT FTs), #25/RV Clemson (Dec. 17, 2024), in Columbia, S.C. Opponent: Arrinten Page (layup with 0.8 seconds), Northwestern (Nov. 23, 2025), in White Sulphur Springs, W. Va.
<b>A player had a double-double:</b>	South Carolina: Mike Sharavjamts (12 pts, 10 reb), vs. Radford (Nov. 18, 2025), in Columbia, S.C. Opponent: Amani Hansberry (22 pts, 14 reb), vs. Virginia Tech (Dec. 2, 2025), in Columbia, S.C..
<b>Two or more players had a double-double:</b>	South Carolina: Gregory "GG" Jackson II (20 pts, 10 reb) & Josh Gray (11 pts, 13 reb), at Florida (Jan. 25, 2023), in Gainesville, Fla. Opponent: Tolu Smith III (14 pts, 10 reb) & Cameron Matthews (18 pts, 11 reb), Mississippi State (March 9, 2024) in Starkville, Miss.
<b>A player had a triple-double:</b>	South Carolina: Sam Muldrow (16 points, 14 rebounds, 10 blocks) vs. Vanderbilt (Jan. 8, 2011) in Columbia, S.C. Opponent: Daniel Hackett (Southern California - 22 points, 10 rebounds, 10 assists) (Nov. 17, 2007) in Columbia, S.C.
*** Only second triple-double in South Carolina history (Chuck Eidson (25 points, 10 rebounds, 10 assists) vs. SC State (Nov. 29, 2002) in Columbia, S.C..	
<b>Scored 30 or more points in back-to-back games:</b>	South Carolina: Devan Downey, 30 vs. Kentucky (Jan. 26, 2010) in Columbia, S.C. 33 vs. Georgia (Jan. 30, 2010) in Columbia, S.C.
<b>Scored 25 or more points in back-to-back games:</b>	South Carolina: Collin Murray-Boyles, 27 at #14/16 Missouri (Feb. 25, 2025) in Columbia, Mo. 35 vs. Arkansas (March 1, 2025) in Columbia, S.C.

## A TEAM ...

<b>Scored 100 or more points:</b>	South Carolina: 105 vs. Army (Dec. 22, 2021) in Columbia, S.C. Opponent: 101, Auburn (Feb. 14, 2024) in Auburn, Ala.
<b>Scored 50 points or less:</b>	South Carolina: 50, at #17/16 Miss. State (Jan. 4, 2025), in Starkville, Miss. Opponent: 48, vs. Radford (Dec. 22, 2024), in Columbia, S.C.
<b>Scored 50 points in a half:</b>	South Carolina: 51 (2nd half), vs. No. 24/24 Florida (Mar. 2, 2024) in Columbia, S.C. Opponent: 52 (2nd half), #14/16 Missouri (Feb. 25, 2025), in Columbia, Mo.
<b>Failed to score 25 points in a half:</b>	South Carolina: 19 (1st half), at #14/14 Kentucky (Feb. 8, 2025), in Lexington, Ky. Opponent: 24 (1st half), Stetson (Dec. 6, 2025), in Columbia, S.C.



<b>Collected 50 or more rebounds:</b>	South Carolina: 51, vs. SC State (Nov. 8, 2024), in Columbia, S.C. Opponent: 51, Clemson (Dec. 18, 2021) in Clemson, S.C.
<b>Shot 60% or better from the field:</b>	South Carolina: 60.0% (33-55), vs. UAlbany (Dec. 30, 2025) in Columbia, S.C. Opponent: 63.5% (40-63), #14/16 Missouri (Feb. 25, 2025), in Columbia, Mo.
<b>Shot 50% or better from the field:</b>	South Carolina: 59.2% (29-49), vs. SC State (Dec. 22, 2025), in Columbia, S.C. Opponent: 50.0% (33-66), Virginia Tech (Dec. 2, 2025), in Columbia, S.C.
<b>Shot less than 30% from the field:</b>	South Carolina: 29.3% (17-58), vs. #14/14 Miss. State (Jan. 25, 2025), in Columbia, S.C. Opponent: 28.8% (15-52), Arkansas (March 1, 2025) in Columbia, S.C.
<b>Shot 50% or better from 3-point range (at least 10 attempts):</b>	South Carolina: 52.2% (12-23), vs. East Carolina (Dec. 7, 2024), in Columbia, S.C. Opponent: 50.0% (7-14), Northwestern (Nov. 23, 2025), in White Sulphur Springs, W. Va.
<b>Shot 20% or less from 3-point range (at least 10 attempts):</b>	South Carolina: 15.4% (4-26), at Clemson (Dec. 16, 2025), in Clemson, S.C. Opponent: 10.5% (2-19), The Citadel (Dec. 13, 2025), in Columbia, S.C.
<b>Dished 20 or more assists:</b>	South Carolina: 23, vs. Radford (Nov. 18, 2025), in Columbia, S.C. Opponent: 21, Northwestern (Nov. 23, 2025), in White Sulphur Springs, W. Va.
<b>Made 35 or more shots:</b>	South Carolina: 45, vs. Allen (Dec. 14, 2021) in Columbia, S.C. Opponent: 40, #14/16 Missouri (Feb. 25, 2025), in Columbia, Mo.
<b>Attempted 80 or more shots:</b>	South Carolina: 82, vs. No. 5/4 Kentucky, (Feb. 8, 2022) in Columbia, S.C. Opponent: 83, LSU (Feb. 10, 1996) in Columbia, S.C.
<b>Attempted 70 or more shots:</b>	South Carolina: 71, vs. VMI (Nov. 13, 2023), in Columbia, S.C. Opponent: 70, Charleston Southern (Nov. 28, 2025), in Columbia, S.C.
<b>Made 10 or more 3-pointers:</b>	South Carolina: 14, vs. UAlbany (Dec. 30, 2025) in Columbia, S.C. Opponent: 11, #14/16 Missouri (Feb. 25, 2025), in Columbia, Mo.
<b>Did not make a 3-pointer:</b>	South Carolina: vs. USC Upstate (Nov. 6, 2018) in Columbia, S.C. Opponent: Presbyterian (Nov. 12, 2025) in Columbia, S.C.
<b>Attempted 30 or more 3-pointers:</b>	South Carolina: 30, vs. UAlbany (Dec. 30, 2025) in Columbia, S.C. Opponent: 31, Charleston Southern (Nov. 28, 2025), in Columbia, S.C.
<b>Attempted 25 or more 3-pointers:</b>	South Carolina: 26, at Clemson (Dec. 16, 2025), in Clemson, S.C. Opponent: 28, #3/3 Florida (Feb. 15, 2025), in Gainesville, Fla.
<b>Made 30 or more free throws:</b>	South Carolina: 31, vs. SC State (Dec. 22, 2025), in Columbia, S.C. Opponent: 34, Ole Miss (Feb. 13, 2021) in Columbia, S.C.
<b>Attempted 40 or more free throws:</b>	South Carolina: 45, vs. Texas (Feb. 22, 2025), in Columbia, S.C. Opponent: 44, Ole Miss (Feb. 13, 2021) in Columbia, S.C.
<b>Swiped 15 or more steals:</b>	South Carolina: 15, at Georgia (Feb. 27, 2021) in Athens, Ga. Opponent: 15, Vanderbilt (Jan. 15, 2025), in Nashville, Tenn.
<b>Blocked 12 or more shots:</b>	South Carolina: 12, vs. Coastal Carolina (Nov. 30, 2018) in Columbia, S.C. Opponent: 12, Florida (Feb. 3, 2021) in Gainesville, Fla.
<b>Blocked 8 or more shots:</b>	South Carolina: 8, vs. North Florida (Nov. 4, 2024), in Columbia, S.C. Opponent: 8, #2/2 Auburn (Jan. 11, 2025), in Columbia, S.C.
<b>Won by 30 or more points:</b>	South Carolina: 31, vs. Stetson (Dec. 6, 2025), in Columbia, S.C. Opponent: 30, #14/16 Missouri (Feb. 25, 2025), in Columbia, Mo..
<b>Won by 20 or more points:</b>	South Carolina: 29, vs. UAlbany (Dec. 30, 2025) in Columbia, S.C. Opponent: 21, #3/3 Florida (Feb. 15, 2025), in Gainesville, Fla.
<b>Played a single overtime game:</b>	Win: 83-79, vs. Southern Miss (Nov. 9, 2025), in Columbia, S.C. Loss: 86-83, vs. Virginia Tech (Dec. 2, 2025), in Columbia, S.C.
<b>Played a double overtime game:</b>	Win: 87-85 vs. WKU (Nov. 27, 2010) in Bowling Green, Ky. Loss: 98-88 vs. Louisville (Feb. 20, 1988) in Columbia, S.C.
<b>South Carolina played a No. 1 Team in the country:</b>	Win: 68-62 vs. #1/1 Kentucky (Jan. 26, 2010) in Columbia, S.C. Loss: 85-73 loss to #1/1 Tennessee (Feb. 13, 2019) in Knoxville, Tenn.
<b>South Carolina played a top-5 opponent:</b>	Win: 63-59 at #5/5 Tennessee, (Jan. 30, 2024) in Knoxville, Tenn. Loss: 75-65 loss at #4/4 Tennessee (March 8, 2025), in Knoxville, Tenn.
<b>South Carolina played a top-10 opponent:</b>	Win: 63-59 win at #5/5 Tennessee (Jan. 30, 2024) in Knoxville, Tenn. Loss: 85-42 loss vs. #8/9 Tennessee (Jan. 7, 2023), in Columbia, S.C.
<b>South Carolina played a top-25 opponent:</b>	Win: 91-88 OT win vs. #25/RV Clemson (Dec. 17, 2024), in Columbia, S.C. Loss: 101-71 loss at #14/16 Missouri (Feb. 25, 2025), in Columbia, Mo.
<b>South Carolina defeated a ranked opponent:</b>	Home: 91-88 OT win vs. #25/RV Clemson (Dec. 17, 2024), in Columbia, S.C.. Away: 63-59 win at #5/5 Tennessee (Jan. 30, 2024) in Knoxville, Tenn. Neutral: 77-70 vs. #20/17 Florida (March 26, 2017) in New York City SEC Home: 82-76 win vs. #24/24 Florida (Mar. 2, 2024) in Columbia, S.C. SEC Away: 63-59 win at #5/5 Tennessee (Jan. 30, 2024) in Knoxville, Tenn.
<b>South Carolina defeated a top-10 opponent</b>	Home: 79-62 win vs. #6/6 Kentucky (Jan. 23, 2024) in Columbia, S.C. Away: 63-59 win at #5/5 Tennessee (Jan. 30, 2024) in Knoxville, Tenn. Neutral: 88-81 win vs. #7/7 Duke (March 19, 2017) in Greenville, S.C.
<b>A South Carolina win opened the season:</b>	Home: 91-72 win vs. NC A&T (Nov. 4, 2025), in Columbia, S.C. Away: 73-52 win at Wofford (Nov. 10, 2017) in Spartanburg, S.C. Neutral: 74-61 win vs. Chaminade (Nov. 19, 2001) in Maui, Hawaii (Maui Invite)
<b>South Carolina opened SEC play:</b>	Home: 88-68 loss vs. #5/5 Alabama (Jan. 8, 2025), in Columbia, S.C. Away: 85-50 loss at #17/16 Miss. State (Jan. 4, 2025), in Starkville, Miss..



# Jordan Butler

Jr. • Forward • 7-0 • 237 • Greenville, S.C. // Missouri

## CAREER HIGHS

### Single Game Highs

Statistic	Value
Points	11 vs Presbyterian 11/12/25
Rebounds	7 vs Presbyterian 11/12/25
Assists	2 vs Ole Miss 03/02/24, vs Texas 02/22/25
Steals	2 4 times
Blocks	3 vs Texas A&M 02/07/24
FG Made	4 at Ole Miss 02/17/24
FG Attempts	7 at Ole Miss 02/17/24
3FG Made	2 vs Virginia Tech 11/27/24, vs UAlbany 12/30/25, vs Arkansas 03/01/25
3FG Attempts	4 vs Illinois 12/22/23, vs Arkansas 03/01/25, vs Texas 02/22/25
FT Made	5 vs Presbyterian 11/12/25, vs South Carolina St. 12/22/25
FT Attempts	8 vs South Carolina St. 12/22/25

## SUPERLATIVES

	'25-26	Career
Double-figure scoring	1	2
Double-figure rebounding	-	-
Double-double	-	-
2+ blocks	-	13
Team high scoring	-	-
Team high rebounding	-	-
Team high blocks	2	7*
Team high steals	2	3*

includes led, or shared team high ; \* Carolina ONLY



INSTAGRAM: @jordanbutlerr0

## 2025-26 GAME-BY-GAME

Opponent	Date	GS	MIN	Total		3-Pointers		Free throws		Rebounds				PF	A	TO	BLK	STL	PTS	AVG
				FG-FGA	PCT	3FG-3FGA	PCT	FT-FTA	PCT	OFF	DEF	TOT	AVG							
N.C. A&T	11/04/2025		09:14	2-2	1.000	1-1	1.000	4-6	.667	0	0	0	0.0	3	1	0	1	0	9	9.0
Southern Miss.	11/09/2025		11:17	0-2	.000	0-1	.000	0-0	.000	2	1	3	1.5	2	0	0	1	0	0	4.5
Presbyterian	11/12/2025		19:56	3-4	.750	0-0	.000	5-5	1.000	1	6	7	3.3	5	1	0	1	0	11	6.7
Radford	11/18/2025		11:05	3-4	.750	0-1	.000	0-0	.000	1	3	4	3.5	1	0	0	0	0	6	6.5
vs Butler	11/21/2025		14:33	2-3	.667	0-1	.000	2-2	1.000	2	2	4	3.6	1	0	0	0	1	6	6.4
vs Northwestern	11/23/2025	*	23:13	2-4	.500	0-2	.000	0-0	.000	3	3	6	4.0	1	0	0	0	2	4	6.0
Charleston So.	11/28/2025	*	10:53	1-6	.167	0-3	.000	1-2	.500	1	0	1	3.6	1	0	0	0	0	3	5.6
Virginia Tech	12/02/2025	*	13:46	0-1	.000	0-1	.000	4-4	1.000	0	2	2	3.4	1	0	0	0	0	4	5.4
Stetson	12/06/2025	*	08:37	1-2	.500	0-1	.000	0-0	.000	3	2	5	3.6	1	0	2	0	0	2	5.0
The Citadel	12/13/2025		04:53	0-0	.000	0-0	.000	0-0	.000	0	0	0	3.2	1	0	0	0	0	0	4.5
at Clemson	12/16/2025		02:55	0-1	.000	0-1	.000	0-0	.000	0	1	1	3.0	0	0	0	0	0	0	4.1
South Carolina St.	12/22/2025		09:55	1-2	.500	0-1	.000	5-8	.625	1	1	2	2.9	1	0	1	0	0	7	4.3
UAlbany	12/30/2025		13:20	2-2	1.000	2-2	1.000	0-0	.000	1	0	1	2.8	1	1	0	0	1	6	4.5
Totals		4	153:36	17-33	.515	3-15	.200	21-27	.778	15	21	36	2.8	19	3	3	3	4	58	4.5

### Player Averages

Games Played	Minutes/ game	Points/ game	FG Pct	3FG Pct	FT Pct	Rebounds/ game	Assists/ game	Turnovers/ game	Assist/Turnover ratio	Steals/ game	Blocks/ game
13	11.8	4.5	51.5	20.0	77.8	2.8	0.2	0.2	1.0	0.3	0.2

## PLAYER BIO

### 2025-26

- First career start at SC vs. Northwestern (Nov. 23) at Greenbrier Tip-Off ; 4 pts, 6 reb & tied career-high w/ 2 stls
- Had career-high 11 pts & 7 reb off bench in win vs. PC (Nov. 12)

### 2024-25

- Played in 28 games for the Gamecocks in his first season in Garnet & Black ; averaged 1.8 points, 0.9 rebounds and 0.5 blocks in 7.1 minutes per game
- Had five points, four rebounds, two blocks and an assist in the team's opening game of the SEC Tourney vs. Arkansas (March 12)
- Scored a season-high nine points with a rebound and a block in a home win over Arkansas (March 1) ; went 2-for-4 from behind the arc and logged a season-high 18 minutes played
- Had a pair of blocks vs. No. 13/15 Texas A&M (Feb. 1)
- Hit a pair of 3s and finished with six points in a win over Virginia Tech (Nov. 27) in the 3rd-place game of Fort Myers Tip-Off

### PRE-SOUTH CAROLINA

- Spent his freshman season at Missouri in 2023-24
- Played in 31 games for the Tigers, making 14 starts
- Averaged 2.3 pts and 2.0 reb in 11.4 minutes per game
- Had his best game of the season at Ole Miss (Feb. 17) with 10 points (4-of-7 FGs) and five rebounds
- Four-star prospect and a top-150 player that was ranked No. 2 in the state of South Carolina coming out of high school
- Played five seasons at Chris Church Episcopal School with his father, John, serving as his coach
- Helped lead the Cavaliers to a pair of state titles in 2021 and 2023
- As a senior, averaged 21.4 pts, 9.8 reb, 3.4 blks & 1.2 ast per game
- Was the 2023 Class A State Player of the Year and was selected to play in the Carolina Classic All-Star Game
- Two-time all-state and all-region selection, averaged 11.0 points and 7.0 rebounds per game in his five prep years

### PERSONAL

- Son of John and Casie – has an older brother John Jr. and a younger brother Josh ; born on June 20, 2005
- Mom played basketball at South Carolina from 1997-00 ; was a two-time member of the SEC Academic Honor Roll (1999, 2000) and was a member of the 1999 SEC Community Service Team ; she played in 60 games for the Gamecocks, averaging 4.6 points and 2.7 rebounds per contest
- Older brother, John Jr., played at Florida State and currently plays for the Wisconsin Herd in the G-League
- Two favorite movies are Black Panther and Lion King
- Favorite player to watch and learn from is Anthony Davis
- Advice to young people is to stay the course ; you're on God's timing, not yours
- Communications major

## CAREER STATS

				Field Goals		3-Point		F-Throws		Rebounds				Scoring						
SEASON	TEAM	GP-GS	MIN/AVG	FG-FGA	FG%	3FG-3FGA	3FG%	FT-FTA	FT%	OFF	DEF	TOT	AVG	PF-FO	A	TO	BLK	STL	PTS	AVG
2023-24	MO	30-13	329/11.0	23-58	.397	4-25	.160	10-20	.500	19	38	57	1.9	67-4	4	12	25	9	60	2.0
2024-25	SC	28-0	200/7.1	14-41	.341	11-36	.306	10-14	.714	5	21	26	0.9	29-0	6	4	13	4	49	1.8
2025-26	SC	13-4	154/11.8	17-33	.515	3-15	.200	21-27	.778	15	21	36	2.8	19-1	3	3	3	4	58	4.5
TOTAL FOR SC		41-4	354/8.6	31-74	.419	14-51	.275	31-41	.756	20	42	62	1.5	48-1	9	7	16	8	107	2.6
TOTAL		71-17	682/9.6	54-132	.409	18-76	.237	41-61	.672	39	80	119	1.7	115-5	13	19	41	17	167	2.4



CAREER HIGHS

Statistic	Value
Points	21
Rebounds	15
Assists	5
Steals	3
Blocks	3
FG Made	7
FG Attempts	12
3FG Made	3
3FG Attempts	4
FT Made	6
FT Attempts	7

SUPERLATIVES

	'25-26	Career
Double-figure scoring	-	6
Double-figure rebounds	-	4
Double-double	-	1
2+ blocks	-	9
Team high scoring	-	-
Team high rebounds	1	1*
Team high blocks	1	1*
Team high steals	1	1*

includes led, or shared team high ; \* Carolina ONLY



IG: @christ.esdk

2025-26 GAME-BY-GAME

Opponent	Date	GS	MIN	Total		3-Pointers		Free throws		Rebounds				PF	A				PTS	AVG
				FG-FGA	PCT	3FG-3FGA	PCT	FT-FTA	PCT	OFF	DEF	TOT	AVG		TO	BLK	STL	PTS		
N.C. A&T	11/04/2025		10:38	1-4	.250	1-1	1.000	0-0	.000	0	1	1	1.0	0	1	2	0	0	3	3.0
Southern Miss.	11/09/2025		01:41	0-0	.000	0-0	.000	0-0	.000	0	0	0	0.5	0	0	0	0	0	1.5	
Radford	11/18/2025		09:33	1-2	.500	0-1	.000	0-0	.000	0	1	1	0.7	1	1	1	1	2	1.7	
vs Butler	11/21/2025		09:52	0-2	.000	0-0	.000	0-0	.000	0	3	3	1.3	2	0	0	0	0	1.3	
vs Northwestern	11/23/2025		02:02	1-1	1.000	0-0	.000	0-0	.000	0	0	0	1.0	0	0	0	0	2	1.4	
Charleston So.	11/28/2025		05:39	0-2	.000	0-2	.000	0-0	.000	0	0	0	0.8	0	0	0	0	0	1.2	
Virginia Tech	12/02/2025		09:59	3-4	.750	2-2	1.000	0-0	.000	1	2	3	1.1	1	0	1	0	8	2.1	
Stetson	12/06/2025	*	12:52	2-3	.667	1-1	1.000	0-2	.000	0	3	3	1.4	1	1	0	0	5	2.5	
The Citadel	12/13/2025	*	12:36	0-4	.000	0-2	.000	0-1	.000	2	0	2	1.4	3	2	0	0	1	0	2.2
at Clemson	12/16/2025	*	16:08	2-6	.333	1-2	.500	3-4	.750	1	6	7	2.0	4	1	1	0	8	2.8	
South Carolina St.	12/22/2025	*	07:02	0-0	.000	0-0	.000	2-2	1.000	1	2	3	2.1	0	0	1	0	0	2	2.7
Totals			4 98:02	10-28	.357	5-11	.455	5-9	.556	5	18	23	2.1	12	6	6	1	2	30	2.7

Player Averages

Games Played	Minutes/ game	Points/ game	FG Pct	3FG Pct	FT Pct	Rebounds/ game	Assists/ game	Turnovers/ game	Assist/Turnover ratio	Steals/ game	Blocks/ game
11	8.9	2.7	35.7	45.5	55.6	2.1	0.5	0.5	1.0	0.2	0.1

PLAYER BIO

2025-26

- 8 pts, 7 reb at Clemson (Dec. 16)
- Made his first career start at South Carolina vs. Stetson (Dec. 6) ; finished with 5 pts, 3 reb and 1 ast
- Had his best game in Garnet & Black in ACC/SEC Challenge vs. Virginia Tech (Dec. 2) ; was 3-of-4 from the floor hitting a pair of 3s with 8 pts and 3 reb

PRE-SOUTH CAROLINA

- Played in 47 games with 22 starts in three collegiate seasons with stops at Saint Joseph's (2022-24) and Providence (2024-25)
- Career 50.2% shooter (107-of-213 FGs)
- At Providence in 2024-25, averaged 4.3 points and 3.9 rebounds per game in 22 appearances (seven starts) for the Friars
- At Saint Joseph's in 2023-24, averaged 8.2 points, 5.7 rebounds, 1.5 assists and 1.1 blocks per game in 25 appearances (15 starts)
- Shot 36.8% from 3 (14-of-38 3FGs) for the Hawks and scored in double-figures six times
- Scored a career-high 21 points with 12 rebounds in a 71-69 win vs. Duquesne (1/20/24)
- Pulled down a career-high 15 rebounds in a 75-73 win vs. George Mason (1/31/24)
- Had 14 points and eight boards in the NIT against Seton Hall (3/20/24)
- Redshirted his initial collegiate season at Saint Joseph's in 2022-23

PRE-COLLEGE

- Attended High school at Nanterre (France) his freshman and sophomore year before enrolling at Winston-Salem Christian Academy (N.C.)
- Won Freshman of the Year at Nanterre in 2018 ; averaged 17.0 points and 12.0 rebounds per game as a sophomore in 2019 and helped the team win the 2019 U18 French National Championship
- Named to the U18 EuroLeague Junior First Team in 2020
- As a senior at Winston-Salem CA, averaged 15.0 points, 11.0 rebounds and 3.0 blocks per game
- Played for Team Curry on the Under Armour Association circuit

PERSONAL

- Born on Feb. 2, 2003
- Son of Matilde and Wilson Essandoko ; has two sisters: Eunice and Matt
- Sociology major
- Favorite food is pasta
- List Cristiano Ronaldo and LeBron James as his favorite athletes
- Is an avid fan of professional football club Paris Saint-Germain

CAREER STATS

				Field Goals		3-Point		F-Throws		Rebounds				Scoring						
SEASON	TEAM	GP-GS	MIN/AVG	FG-FGA	FG%	3FG-3FGA	3FG%	FT-FTA	FT%	OFF	DEF	TOT	AVG	PF-FO	A	TO	BLK	STL	PTS	AVG
2023-24	SJU	25-15	524/21.0	71-142	.500	14-38	.368	48-74	.649	40	103	143	5.7	48-2	38	51	27	12	204	8.2
2024-25	PROV	22-7	328/14.9	36-71	.507	3-14	.214	19-36	.528	22	63	85	3.9	30-0	18	26	14	5	94	4.3
2025-26	SC	11-4	98/8.9	10-28	.357	5-11	.455	5-9	.556	5	18	23	2.1	12-0	6	6	1	2	30	2.7
TOTAL FOR SC		11-4	98/8.9	10-28	.357	5-11	.455	5-9	.556	5	18	23	2.1	12-0	6	6	1	2	30	2.7
TOTAL		58-26	950/16.4	117-241	.485	22-63	.349	72-119	.605	67	184	251	4.3	90-2	62	83	42	19	328	5.7

4

## Kobe Knox

RSr. • Guard • 6-5 • 200 • Tampa, Fla. // USF

## CAREER HIGHS

## Single Game Highs

Statistic	Value
Points	21 vs Sam Houston 03/10/23
Rebounds	9 vs Maine 11/22/23, vs Wichita St. 03/13/25
Assists	7 vs Benedictine Mesa 11/26/22, vs Park (AZ) 02/21/23
Steals	4 vs Wichita St. 03/13/25
Blocks	5 vs UTRGV 02/15/23
FG Made	7 4 times
FG Attempts	14 vs Fla. Atlantic 03/02/25
3FG Made	6 vs Sam Houston 03/10/23
3FG Attempts	8 5 times
FT Made	7 vs Wichita St. 03/13/25, vs Presbyterian 11/12/25
FT Attempts	9 vs Wichita St. 03/13/25, vs Presbyterian 11/12/25

## SUPERLATIVES

	'25-26	Career
Double-figure scoring	7	44
Double-double	-	-
5+ assists	3	7
3+ steals	-	6
2+ blocks	-	11
Team high scoring	1	1*
Team high rebounding	-	-
Team high assists	5	5*
Team high blocks	2	2*
Team high steals	3	3*

includes led, or shared team high ; \* Carolina ONLY



IG: @thekobeknox

X: @Kknox02

## 2025-26 GAME-BY-GAME

Opponent	Date	GS	MIN	Total		3-Pointers		Free throws		Rebounds			PF	A	TO	BLK	STL	PTS	AVG		
				FG	FGA	PCT	3FG	3FGA	PCT	FT	FTA	PCT								OFF	DEF
N.C. A&T	11/04/2025	*	26:28	4-8	.500	2-4	.500	2-2	1.000	1	2	3	3.0	1	2	1	0	12	12.0		
Southern Miss.	11/09/2025	*	21:01	1-5	.200	0-3	.000	0-0	.000	1	3	4	3.5	3	5	1	0	1	2	7.0	
Presbyterian	11/12/2025	*	23:18	0-4	.000	0-2	.000	7-9	.778	1	0	1	2.7	1	2	1	0	0	7	7.0	
Radford	11/18/2025	*	28:34	2-5	.400	0-3	.000	6-6	1.000	0	2	2	2.5	2	5	0	0	1	10	7.8	
vs Butler	11/21/2025	*	26:53	2-3	.667	1-2	.500	2-2	1.000	3	2	5	3.0	4	4	0	0	2	7	7.6	
vs Northwestern	11/23/2025	*	31:50	4-9	.444	1-4	.250	0-0	.000	2	1	3	3.0	1	4	3	1	0	9	7.8	
Charleston So.	11/28/2025	*	32:28	6-8	.750	1-2	.500	2-3	.667	0	1	1	2.7	2	0	0	0	1	15	8.9	
Virginia Tech	12/02/2025	*	36:47	4-8	.500	1-3	.333	2-3	.667	0	2	2	2.6	4	4	1	1	0	11	9.1	
Stetson	12/06/2025	*	19:13	2-5	.400	1-3	.333	3-3	1.000	2	1	3	2.7	1	0	5	0	1	8	9.0	
The Citadel	12/13/2025	*	30:42	3-9	.333	0-4	.000	6-6	1.000	1	3	4	2.8	3	2	0	0	1	12	9.3	
at Clemson	12/16/2025	*	36:10	5-7	.714	1-3	.333	2-2	1.000	1	1	2	2.7	3	2	4	0	2	13	9.6	
South Carolina St.	12/22/2025	*	28:26	3-4	.750	0-1	.000	5-7	.714	1	1	2	2.7	1	5	2	0	1	11	9.8	
UAlbany	12/30/2025	*	23:49	2-4	.500	1-3	.333	2-2	1.000	1	1	2	2.6	0	2	1	1	1	7	9.5	
Totals			13	365:39	38-79	.481	9-37	.243	39-45	.867	14	20	34	2.6	26	37	19	3	11	124	9.5

## Player Averages

Games Played	Minutes/ game	Points/ game	FG Pct	3FG Pct	FT Pct	Rebounds/ game	Assists/ game	Turnovers/ game	Assist/Turnover ratio	Steals/ game	Blocks/ game
13	28.1	9.5	48.1	24.3	86.7	2.6	2.8	1.5	1.9	0.8	0.2

## PLAYER BIO

## PRE-SOUTH CAROLINA

- In three collegiate seasons, played in 97 games (71 starts) and averaged 8.0 points, 2.5 rebounds and 1.4 assists per game with stops at Grand Canyon (2021-23) and USF (2023-25)
- Career 45.2% (280-of-620 FGs) shooter with a 34.0% (110-of-324 3FGs) shooting clip from behind the arc
- Fresh off his best collegiate season, averaging 10.8 points, 3.1 rebounds, 1.6 assists and 1.1 steals per game for USF in 2024-25
- Scored in double-figures 18 times in 30 appearances as a junior for the Bulls and the team was 12-6 in those games when he scored 10 or more points
- Played and started all 33 games his first season at USF in 2023-24, averaging 8.4 points, 2.9 rebounds and 1.5 assists per game, scoring in double-figures 12 times (team 10-2 in those games)
- Helped lead the Bulls to a 25-8 record and 16-2 mark in league action his first season on campus, helping the team to its first American Athletic Conference Regular Season Title in program history
- As a redshirt freshman at Grand Canyon in 2022-23, Knox played in 34 games (16 starts) for the Lopes shooting 50.4% (FGs) from the floor and 41.0% (3FGs) from behind the arc
- Averaged 5.3 points, 1.7 rebounds and 1.2 assists per game helping GCU to the WAC Tournament Title and the program's second all-time appearance in the NCAA Tournament
- Scored a career-high 21 points (6-for-6 3FGs) in a 78-75 win over Sam Houston State (3/10/23) in the semifinals of the WAC Tournament
- Redshirted initial collegiate season at GCU in 2021-22

## PRE-COLLEGE

- Attended the Bosco Institute in Crown Point, Indiana to grow his game in his final prep season
- Led Tampa Catholic in scoring for three seasons and was a McDonald's All-American nominee
- Averaged 16.9 points per game as a senior in 2019-20 and 19.0 points per game as a junior in 2018-19 while shooting 52.0%
- Over the course of three varsity seasons, led Tampa Catholic to a 76-19 record
- Grew from 5-9 to 6-4 by the time he completed high school

## PERSONAL

- Son of Kevin and Michelle Knox ; has an older brother, Kevin II (played at UK and in NBA), and a younger brother, Karter (plays at Arkansas) ; also has a younger sister, Ashley (four-star prospect at Tampa Catholic)
- Named after Kobe Bryant
- Dad played football at Florida State (won National Title in 1993 & was drafted by Buffalo in 1994) & mom played volleyball for Seminole

## CAREER STATS

SEASON	TEAM	GP-GS	MIN/AVG	Field Goals		3-Point		F-Throws		Rebounds				Scoring						
				FG-FGA	FG%	3FG-3FGA	3FG%	FT-FTA	FT%	OFF	DEF	TOT	AVG	PF-FO	A	TO	BLK	STL	PTS	AVG
2022-23	GCU	34-16	531/15.6	63-125	.504	25-61	.410	28-43	.651	21	36	57	1.7	59-1	40	27	24	17	179	5.3
2023-24	USF	33-33	865/26.2	98-238	.412	45-142	.317	36-63	.571	36	61	97	2.9	60-0	51	27	21	18	277	8.4
2024-25	USF	30-22	857/28.6	119-257	.463	40-121	.331	46-60	.767	35	57	92	3.1	53-0	48	21	12	34	324	10.8
2025-26	SC	13-13	366/28.1	38-79	.481	9-37	.243	39-45	.867	14	20	34	2.6	26-0	37	19	3	11	124	9.5
TOTAL FOR SC		13-13	366/28.1	38-79	.481	9-37	.243	39-45	.867	14	20	34	2.6	26-0	37	19	3	11	124	9.5
TOTAL		110-84	2619/23.8	318-699	.455	119-361	.330	149-211	.706	106	174	280	2.5	198-1	176	94	60	80	904	8.2



5

# Meechie Johnson

MEE-chiee

**RSr. • Guard • 6-2 • 192 • Cleveland, Ohio // Ohio State****CAREER HIGHS****Single Game Highs**

Statistic	Value
Points	33 vs Southern Miss. 11/09/25
Rebounds	8 vs George Washington 12/01/23
Assists	8 at Georgetown 12/03/22, vs Ole Miss 02/06/24
Steals	4 vs Bowling Green 11/15/21
Blocks	1 11 times
FG Made	10 vs Florida 03/02/24
FG Attempts	19 vs Tennessee 03/06/24, vs Butler 11/21/25, vs Southern Miss. 11/09/25
3FG Made	7 vs Southern Miss. 11/09/25
3FG Attempts	14 vs Southern Miss. 11/09/25
FT Made	9 vs Mississippi St. 01/06/24
FT Attempts	11 4 times

**SUPERLATIVES**

	'25-26	Career
Double-figure scoring	8	56
Double-double	-	-
5+ assists	4	21
3+ steals	2	5
Team high scoring	7	29*
Team high rebounding	1	9*
Team high assists	6	36*
Team high steals	6	30*

includes led, or shared team high ; \* Carolina ONLY

**IG:** @meechie.1**X:** @MeechieJohnson0**TIKTOK:** @meechie.1**2025-26 GAME-BY-GAME**

Opponent	Date	GS	MIN	Total		3-Pointers		Free throws		Rebounds				PF	A	TO	BLK	STL	PTS	AVG	
				FG-FGA	PCT	3FG-3FGA	PCT	FT-FTA	PCT	OFF	DEF	TOT	AVG								
N.C. A&T	11/04/2025	*	24:14	5-13	.385	2-5	.400	2-5	.400	0	5	5	5.0	3	4	1	0	2	14	14.0	
Southern Miss.	11/09/2025	*	32:55	9-19	.474	7-14	.500	8-11	.727	0	3	3	4.0	3	5	0	0	0	33	23.5	
Presbyterian	11/12/2025	*	24:56	3-9	.333	1-4	.250	2-4	.500	0	2	2	3.3	1	3	0	0	0	9	18.7	
Radford	11/18/2025	*	25:51	1-5	.200	0-2	.000	0-0	.000	0	1	1	2.8	3	5	4	0	2	2	14.5	
vs Butler	11/21/2025	*	31:19	8-19	.421	3-8	.375	5-8	.625	0	2	2	2.6	3	3	4	0	1	24	16.4	
vs Northwestern	11/23/2025	*	35:04	6-17	.353	3-11	.273	0-0	.000	2	1	3	2.7	3	5	0	0	2	15	16.2	
Charleston So.	11/28/2025	*	29:22	0-3	.000	0-1	.000	4-4	1.000	0	5	5	3.0	2	1	2	0	0	4	14.4	
Virginia Tech	12/02/2025	*	36:27	7-12	.583	2-6	.333	2-4	.500	0	6	6	3.4	1	2	1	0	1	18	14.9	
Stetson	12/06/2025	*	24:35	5-5	1.000	2-2	1.000	5-5	1.000	0	4	4	3.4	2	5	1	0	0	17	15.1	
The Citadel	12/13/2025	*	30:13	7-11	.636	1-3	.333	4-4	1.000	0	2	2	3.3	2	3	1	0	0	19	15.5	
at Clemson	12/16/2025	*	34:53	2-9	.222	0-4	.000	4-4	1.000	1	5	6	3.5	1	4	4	0	3	8	14.8	
South Carolina St.	12/22/2025	*	28:38	0-5	.000	0-4	.000	4-4	1.000	0	4	4	3.6	2	5	2	0	3	4	13.9	
UAlbany	12/30/2025	*	25:33	5-8	.625	3-5	.600	2-2	1.000	0	3	3	3.5	1	4	0	0	1	15	14.0	
Totals			13	383:60	58-135	.430	24-69	.348	42-55	.764	3	43	46	3.5	27	47	25	0	15	182	14.0

**Player Averages**

Games Played	Minutes/game	Points/game	FG Pct	3FG Pct	FT Pct	Rebounds/game	Assists/game	Turnovers/game	Assist/Turnover ratio	Steals/game	Blocks/game
13	29.5	14.0	43.0	34.8	76.4	3.5	3.6	1.9	1.9	1.2	0.0

**PLAYER BIO****AWARDS/HONORS**

- Second Team All-SEC (2024)
- Lute Olson National Player of the Year Finalist (2023-24)
- Lute Olson National Player of the Week (3/4/24)
- SEC Player of the Week (1/8/24; 3/4/24)
- SEC Academic Honor Roll (2022-23; 2023-24)
- Big Ten Academic Honor Roll (2021-22; 2024-25)

**2025-26**

- Double-figures 8x this season ; 3+ assists 10x this season
- 19 pts vs. The Citadel (Dec. 13) ; joined the 1,000-career point club at SC w/ final bucket ; 48th player in program history & first since All-SEC guard AJ Lawson (2018-21)
- Led all scorers with 24 pts in team's opening game of the Greenbrier Tip-Off vs. Butler (Nov. 21) ; 16th career 20-pt game
- Scored career-high 33 pts in OT win vs. Southern Miss (Nov. 9) ; hit career-high 7 3s and became ninth player in school history to make 7 or more 3s in a game ; scored 14 of the team's final 16 pts the last 3:39 of regulation to force OT

**CAREER HIGHLIGHTS**

- Has played in 116 career games (77 starts) in five seasons of college basketball at Ohio State and South Carolina
- 1,227 career pts (9.2 ppg) ; 204 career made 3s (1.6 per game)
- Has played in 63 career games for the Gamecocks averaging 13.4 points, 3.9 rebounds and 3.2 assists per game
- 49 career games at SC with 10+ pts ; 16, 20-point games
- Started all 33 games he played in for South Carolina in 2023-24, averaging 14.1 points, 4.1 rebounds, 2.9 assists and 0.9 steals per game in helping the Gamecocks tie a program record with 26 wins and lead the team to its first NCAA Tournament appearance since 2017
- Scored in double-figures a team-leading 22X & had a career-best 10, 20-point games en route to earning All-SEC honors
- His 60 made 3s and 30 steals led the team ; his 95 assists were second on the team
- Played in 30 games in first season at South Carolina in 2022-23, making 29 starts ; was team's second leading scorer, averaging 12.7 points per game ; led the Gamecocks averaging 3.6 assists per contest, which ranked eighth in the SEC

**PERSONAL**

- Son of Meechie Johnson Sr. and Mannuella Cooper
- Full name is Demterius Johnson but goes by Meechie
- Earliest basketball memory is his dad putting a ball in his crib
- Has a golden doodle named Nemo
- Favorite place to eat in Columbia is Hall's Chophouse
- Listens to Elevation Worship to help get locked in before a game
- Enjoys spending time with family and attending church

**CAREER STATS**

				Field Goals		3-Point		F-Throws		Rebounds				Scoring						
SEASON	TEAM	GP-GS	MIN/AVG	FG-FGA	FG%	3FG-3FGA	3FG%	FT-FTA	FT%	OFF	DEF	TOT	AVG	PF-FO	A	TO	BLK	STL	PTS	AVG
2020-21	OSU	17-0	100/5.9	7-18	.389	6-12	.500	1-6	.167	1	6	7	0.4	6-0	3	5	1	3	21	1.2
2021-22	OSU	26-5	461/17.7	37-120	.308	27-84	.321	14-19	.737	8	32	40	1.5	40-0	31	35	3	17	115	4.4
2022-23	SC	30-29	999/33.3	126-349	.361	70-214	.327	58-76	.763	19	91	110	3.7	52-1	109	72	1	22	380	12.7
2023-24	SC	33-33	960/29.1	156-391	.399	60-187	.321	93-118	.788	22	114	136	4.1	71-2	95	52	4	30	465	14.1
2024-25	OSU	10-10	288/28.8	32-90	.356	20-56	.357	7-14	.500	0	25	25	2.5	16-0	27	23	2	11	91	9.1
2025-26	SC	13-13	384/29.5	58-135	.430	24-69	.348	42-55	.764	3	43	46	3.5	27-0	47	25	0	15	182	14.0
<b>TOTAL FOR SC</b>		<b>76-75</b>	<b>2343/30.8</b>	<b>340-875</b>	<b>.389</b>	<b>154-470</b>	<b>.328</b>	<b>193-249</b>	<b>.775</b>	<b>44</b>	<b>248</b>	<b>292</b>	<b>3.8</b>	<b>150-3</b>	<b>251</b>	<b>149</b>	<b>5</b>	<b>67</b>	<b>1027</b>	<b>13.5</b>
<b>TOTAL</b>		<b>129-90</b>	<b>3192/24.7</b>	<b>416-1103</b>	<b>.377</b>	<b>207-622</b>	<b>.333</b>	<b>215-288</b>	<b>.747</b>	<b>53</b>	<b>311</b>	<b>364</b>	<b>2.8</b>	<b>212-3</b>	<b>312</b>	<b>212</b>	<b>11</b>	<b>98</b>	<b>1254</b>	<b>9.7</b>

10

MYLES STUTE *STEW-tee*

Gr. • Guard • 6-7 • 221 • Washington, D.C. // Vanderbilt

## CAREER HIGHS

## Single Game Highs

Statistic	Value
Points	22 at Texas A&M 01/28/23
Rebounds	11 vs Southern Miss. 11/11/22
Assists	3 6 times
Steals	4 vs Winthrop 11/20/21
Blocks	3 vs South Carolina St. 11/08/24
FG Made	7 5 times
FG Attempts	15 at Texas A&M 01/28/23
3FG Made	7 at Texas A&M 01/28/23, at Temple 11/15/22
3FG Attempts	14 at Texas A&M 01/28/23
FT Made	8 vs Arkansas 01/14/23
FT Attempts	8 vs Arkansas 01/14/23, vs VMI 11/13/23, vs South Carolina 01/08/22

## SUPERLATIVES

	'25-26	Career
Double-figure scoring	3	48
Double-figure rebounding	-	1
Double-double	-	1
5+ assists	-	-
3+ steals	-	2
Team high scoring	1	3*
Team high rebounding	2	6*
Team high assists	-	1*
Team high steals	3	9*
Team high blocks	1	3*

includes led, or shared team high ; \* Carolina ONLY



IG: @mylesxstute

X: @mylesxstute

TIKTOK: @mylesxstute

## 2025-26 GAME-BY-GAME

Opponent	Date	GS	MIN	Total		3-Pointers		Free throws		Rebounds				PF	A	TO	BLK	STL	PTS	AVG
				FG-FGA	PCT	3FG-3FGA	PCT	FT-FTA	PCT	OFF	DEF	TOT	AVG							
N.C. A&T	11/04/2025	*	21:27	2-7	.286	2-6	.333	3-4	.750	2	3	5	5.0	1	1	2	0	0	9	9.0
Southern Miss.	11/09/2025	*	30:18	2-7	.286	2-7	.286	0-0	.000	0	2	2	3.5	1	3	1	1	1	6	7.5
Presbyterian	11/12/2025	*	21:34	4-11	.364	2-8	.250	1-2	.500	1	4	5	4.0	2	3	2	0	1	11	8.8
Radford	11/18/2025	*	17:20	4-7	.571	1-4	.250	0-0	.000	0	4	4	4.0	4	2	1	0	1	9	8.8
vs Butler	11/21/2025	*	25:11	0-4	.000	0-4	.000	0-0	.000	0	2	2	3.6	2	0	1	0	0	0	7.0
Stetson	12/06/2025	*	17:25	1-3	.333	0-2	.000	0-0	.000	0	5	5	3.8	3	2	1	0	0	2	6.2
The Citadel	12/13/2025	*	18:12	2-4	.500	1-2	.500	0-0	.000	0	4	4	3.9	1	0	3	1	1	5	6.0
at Clemson	12/16/2025	*	31:18	2-6	.333	1-5	.200	0-0	.000	1	4	5	4.0	4	0	2	0	2	5	5.9
South Carolina St.	12/22/2025	*	23:38	4-7	.571	3-5	.600	4-4	1.000	2	5	7	4.3	2	1	1	0	0	15	6.9
UAlbany	12/30/2025	*	20:02	3-8	.375	3-6	.500	3-4	.750	2	3	5	4.4	1	1	1	0	1	12	7.4
Totals			9 226:25	24-64	.375	15-49	.306	11-14	.786	8	36	44	4.4	21	13	15	2	7	74	7.4

## Player Averages

Games Played	Minutes/game	Points/game	FG Pct	3FG Pct	FT Pct	Rebounds/game	Assists/game	Turnovers/game	Assist/Turnover ratio	Steals/game	Blocks/game
10	22.6	7.4	37.5	30.6	78.6	4.4	1.3	1.5	0.9	0.7	0.2

## PLAYER BIO

## AWARDS/HONORS

- SEC Academic Honor Roll (2022-23 ; 2024-25)

## 2025-26

- Missed three games with concussion/broken nose and returned to the floor off the bench vs. Stetson (Dec. 6)
- Surpassed the 1,000 career point mark with a 3-pointer to start the game vs. Radford (Nov. 18)

## CAREER HIGHLIGHTS

- Graduated in the spring with a degree in retail management
- Gamecocks 17-1 when he scores 10+ and 10-1 when he makes 3 or more 3s over the last three seasons
- 1,046 career points in five college seasons, all in the SEC
- 251 career made 3s (1.8 per game)
- Missed all but one game in SEC play last season with left lower leg deep vein thrombosis (blood clot) ; was granted a medical hardship waiver from the NCAA in the spring
- Best game of 2024-25 came in a 91-88 OT win over #25 Clemson (12/17/24) ; hit five 3s and scored 19 points
- Saw action in 27 games, making 17 starts in first season in Garnet & Black in 23-24 ; helped the team tie a school record with 26 wins capped off by an appearance in the NCAA Tournament for the first time since 2017
- Averaged 8.3 points, 3.3 rebounds and 1.0 assists per game in 23-24 despite battling shoulder and knee injuries
- Had 13 double-figure games (team 13-0 in those games)
- Led the Gamecocks with a 38.5% (45-of-117) clip from 3
- Played in 91 games in three seasons at Vanderbilt (2020-23), making 59 starts ; averaged 7.4 points and 3.7 rebounds per game in 22.6 minutes per contest
- In 22-23, averaged 8.4 points and 4.6 rebounds in 34 games (26 starts) ; his 74 made 3s were T-6th most in the league with Kentucky's Antonio Reeves
- Was 78-of-183 from deep as a junior in 2021-22, leading the SEC in 3-point field goal percentage
- He averaged 8.3 points and 3.7 rebounds and tied the single-season school record for games played at 36 ; was one of just two players on the team to play in all 36 contests

## PERSONAL

- Son of Natalie and Will Stute ; has an older brother, Kai, and two younger brothers: Malik and Malcom
- Mother was a bowler at Florida A&M and grandfather, Melvin Henderson, played football at Minnesota
- Born in Minneapolis, Minn.
- Has close bond with former Gamecock point guard and fellow D.C. native, Tre' Kelley (2003-07)
- Go-to food spot is Chipotle and always orders a bowl
- Played bass cello growing up and first job was a custodian at the neighborhood barbershop when he was 11-years-old.

## CAREER STATS

				Field Goals		3-Point		F-Throws		Rebounds										Scoring	
SEASON	TEAM	GP-GS	MIN/AVG	FG-FGA	FG%	3FG-3FGA	3FG%	FT-FTA	FT%	OFF	DEF	TOT	AVG	PF-FO	A	TO	BLK	STL	PTS	AVG	
2020-21	VU	21-3	315/15.0	22-76	.289	18-63	.286	19-25	.760	12	37	49	2.3	25-0	11	17	2	6	81	3.9	
2021-22	VU	36-30	865/24.0	99-221	.448	79-183	.432	29-42	.690	27	105	132	3.7	85-1	13	25	10	24	306	8.5	
2022-23	VU	34-26	874/25.7	93-268	.347	74-205	.361	24-36	.667	29	127	156	4.6	79-1	19	45	4	19	284	8.4	
2023-24	SC	27-17	633/23.5	77-188	.410	45-117	.385	26-38	.684	28	60	88	3.3	49-0	27	33	5	17	225	8.3	
2024-25	SC	14-14	347/24.8	25-75	.333	20-61	.328	6-8	.750	9	29	38	2.7	22-0	15	13	5	5	76	5.4	
2025-26	SC	10-9	226/22.6	24-64	.375	15-49	.306	11-14	.786	8	36	44	4.4	21-0	13	15	2	7	74	7.4	
TOTAL FOR SC		51-40	1207/23.7	126-327	.385	80-227	.352	43-60	.717	45	125	170	3.3	92-0	55	61	12	29	375	7.4	
TOTAL		142-99	3261/23.0	340-892	.381	251-678	.370	115-163	.706	113	394	507	3.6	281-2	98	148	28	78	1046	7.4	

13

## Grant Polk

Fr. • Guard • 6-6 • 197 • Gainesville, Va. // St. Albans (Washington, D.C.)

## CAREER HIGHS

## Single Game Highs


Statistic	Value	
Points	13	vs South Carolina St. 12/22/25
Rebounds	4	vs Charleston So. 11/28/25
Assists	2	vs N.C. A&T 11/04/25
Steals	1	vs Radford 11/18/25, vs N.C. A&T 11/04/25, vs Charleston So. 11/28/25
Blocks	1	vs Radford 11/18/25
FG Made	4	vs Presbyterian 11/12/25, vs Stetson 12/06/25, vs South Carolina St. 12/22/25
FG Attempts	8	vs South Carolina St. 12/22/25
3FG Made	4	vs Presbyterian 11/12/25, vs Stetson 12/06/25
3FG Attempts	6	vs The Citadel 12/13/25, vs Stetson 12/06/25, vs South Carolina St. 12/22/25
FT Made	2	vs South Carolina St. 12/22/25
FT Attempts	2	vs Butler 11/21/25, vs South Carolina St. 12/22/25

## SUPERLATIVES

'25-26 Career

Double-figure scoring	3
Double-figure rebounds	-
Double-double	-
5+ assists	-
2+ steals	-
Team high scoring	-
Team high rebounds	-
Team high assists	-
Team high steals	-

includes led, or shared team high



IG: @grantpolk\_

X: @grantpolk1

## 2025-26 GAME-BY-GAME

Opponent	Date	GS	MIN	Total FG-FGA	PCT	3-Pointers 3FG-3FGA	PCT	Free throws FT-FTA	PCT	Rebounds OFF DEF TOT	AVG	PF	A	TO	BLK	STL	PTS	AVG
N.C. A&T	11/04/2025		12:21	1-3	.333	1-3	.333	0-0	.000	1 2 3	3.0	2	2	1	0	1	3	3.0
Southern Miss.	11/09/2025		04:20	0-2	.000	0-1	.000	0-0	.000	1 0 1	2.0	0	0	0	0	0	1.5	
Presbyterian	11/12/2025		19:34	4-4	1.000	4-4	1.000	0-0	.000	0 1 1	1.7	0	0	0	0	0	12	5.0
Radford	11/18/2025		17:31	3-6	.500	2-5	.400	0-0	.000	0 0 0	1.3	1	0	0	1	1	8	5.8
vs Butler	11/21/2025		06:59	1-1	1.000	1-1	1.000	1-2	.500	1 0 1	1.2	1	0	0	0	0	4	5.4
vs Northwestern	11/23/2025		12:14	3-6	.500	2-5	.400	0-0	.000	1 0 1	1.2	1	0	0	0	0	8	5.8
Charleston So.	11/28/2025		22:14	1-5	.200	0-3	.000	0-0	.000	0 4 4	1.6	0	0	0	0	1	2	5.3
Virginia Tech	12/02/2025		11:54	1-2	.500	1-2	.500	0-0	.000	1 0 1	1.5	1	0	1	0	0	3	5.0
Stetson	12/06/2025		21:31	4-7	.571	4-6	.667	0-0	.000	2 0 2	1.6	2	1	0	0	0	12	5.8
The Citadel	12/13/2025		18:46	2-7	.286	1-6	.167	0-0	.000	1 0 1	1.5	0	0	1	0	0	5	5.7
at Clemson	12/16/2025		16:30	1-3	.333	1-3	.333	0-0	.000	0 0 0	1.4	2	0	0	0	0	3	5.5
South Carolina St.	12/22/2025		19:16	4-8	.500	3-6	.500	2-2	1.000	0 3 3	1.5	1	0	0	0	0	13	6.1
UAlbany	12/30/2025		16:11	2-4	.500	1-2	.500	0-0	.000	0 3 3	1.6	0	0	1	0	0	5	6.0
<b>Totals</b>		<b>0</b>	<b>199:21</b>	<b>27-58</b>	<b>.466</b>	<b>21-47</b>	<b>.447</b>	<b>3-4</b>	<b>.750</b>	<b>8 13 21</b>	<b>1.6</b>	<b>11</b>	<b>3</b>	<b>4</b>	<b>1</b>	<b>3</b>	<b>78</b>	<b>6.0</b>

## Player Averages

Games Played	Minutes/ game	Points/ game	FG Pct	3FG Pct	FT Pct	Rebounds/ game	Assists/ game	Turnovers/ game	Assist/Turnover ratio	Steals/ game	Blocks/ game
13	15.3	6.0	46.6	44.7	75.0	1.6	0.2	0.3	0.8	0.2	0.1

## PLAYER BIO

## 2025-26

- 1 of 2 SEC freshmen with multiple games with 4 or more made 3s (Meleek Thomas of ARK the other)
- Career-high 13 pts in win vs. SC State (Dec. 22)
- 12 pts off the bench in 31-pt rout of Stetson (Dec. 6) ; hit 4 3s in the game
- 8 pts and hit a pair of 3s in 12 min off the bench vs. Northwestern (Nov. 23) at Greenbrier Tip-Off
- Had 12 pts off bench in win over PC (Nov. 12) ; first game in double-figures ; went 4-for-4 from 3 and became just the third SEC freshman the last five seasons to make four or more 3s in a game w/o a miss
- Hit a 3 in the season-opener against NC A&T (Nov. 4), his first points as a Gamecock

## PRE-COLLEGE

- A three-star prospect via 247Sports and the No. 5 ranked player in the DC metro area
- As a senior at St. Albans, averaged 22.8 points, 8.2 rebounds, 2.2 assists and 1.8 steals per game
- Shot 45.0% percent from behind the arc (109-of-242 3FGs) ; had 18 games with four or more made 3s ; hit a season-best eight 3s in a 77-62 win vs. Landon (Jan. 21, 2024)
- Earned a spot on the All-Interstate Athletic Conference (IAC) squad for the second consecutive year
- As a junior in 2023-24, averaged 19.0 points, 6.0 rebounds, 2.2 assists and 1.3 steals per game
- Was an All-IAC pick and first team all-state selection for the Bulldogs after setting then school records with 95 3s made and 527 points scored

## PERSONAL

- Born on Nov. 10, 2005
- Son of Shane and Colette Polk
- Chose South Carolina because of the family atmosphere and coach Paris' ability to allow players to play to their strengths
- List Coach Carter & Outer Banks as favorite movie/TV show
- Favorite pro players to watch and learn from are Luka Dončić, Duncan Robinson and Larry Bird
- Advice to young people is to keep going and never quit ; stay patient and know your time is coming if you keep working hard every single day

## CAREER STATS

				Field Goals		3-Point		F-Throws		Rebounds									Scoring	
SEASON	TEAM	GP-GS	MIN/AVG	FG-FGA	FG%	3FG-3FGA	3FG%	FT-FTA	FT%	OFF	DEF	TOT	AVG	PF-FO	A	TO	BLK	STL	PTS	AVG
2025-26	SC	13-0	199/15.3	27-58	.466	21-47	.447	3-4	.750	8	13	21	1.6	11-0	3	4	1	3	78	6.0
TOTAL		13-0	199/15.3	27-58	.466	21-47	.447	3-4	.750	8	13	21	1.6	11-0	3	4	1	3	78	6.0



15

Eli Ellis

Fr. • Guard • 6-0 • 192 • Hickory, N.C. // Moravian Prep (Hudson, N.C.)

## CAREER HIGHS


## Single Game Highs

Statistic	Value
Points	20 vs Southern Miss. 11/09/25
Rebounds	9 vs Charleston So. 11/28/25
Assists	5 vs Presbyterian 11/12/25, vs N.C. A&T 11/04/25
Steals	3 vs Butler 11/21/25
FG Made	5 vs Radford 11/18/25, vs Southern Miss. 11/09/25
FG Attempts	11 vs Southern Miss. 11/09/25, vs Stetson 12/06/25
3FG Made	3 vs Southern Miss. 11/09/25
3FG Attempts	6 vs Southern Miss. 11/09/25
FT Made	7 vs Southern Miss. 11/09/25
FT Attempts	8 vs Southern Miss. 11/09/25

## SUPERLATIVES

	'25-26
Double-figure scoring	5
Double-double	-
5+ assists	2
3+ steals	1
Team high scoring	-
Team high rebounding	2
Team high assists	2
Team high steals	4

includes led, or shared team high



IG: @eliellis

X: @Eliellis25

TIKTOK: @eliellis

## 2025-26 GAME-BY-GAME

Opponent	Date	GS	MIN	Total		3-Pointers		Free throws		Rebounds				PF	A	TO	BLK	STL	PTS	AVG
				FG-FGA	PCT	3FG-3FGA	PCT	FT-FTA	PCT	OFF	DEF	TOT	AVG							
N.C. A&T	11/04/2025		26:59	4-8	.500	1-3	.333	2-2	1.000	0	2	2	2.0	1	5	2	0	1	11	11.0
Southern Miss.	11/09/2025		35:25	5-11	.455	3-6	.500	7-8	.875	1	6	7	4.5	2	2	1	0	1	20	15.5
Presbyterian	11/12/2025		23:09	3-7	.429	0-1	.000	3-4	.750	1	1	2	3.7	0	5	0	0	0	9	13.3
Radford	11/18/2025		26:52	5-8	.625	0-2	.000	4-4	1.000	1	2	3	3.5	0	4	1	0	0	14	13.5
vs Butler	11/21/2025		30:02	4-9	.444	1-4	.250	4-5	.800	0	0	0	2.8	3	2	2	0	3	13	13.4
vs Northwestern	11/23/2025		22:25	2-5	.400	0-2	.000	0-0	.000	0	0	0	2.3	1	1	2	0	1	4	11.8
Charleston So.	11/28/2025		31:20	2-8	.250	1-3	.333	4-5	.800	2	7	9	3.3	3	1	1	0	1	9	11.4
Virginia Tech	12/02/2025		32:02	1-5	.200	0-1	.000	3-4	.750	0	3	3	3.3	1	3	0	0	1	5	10.6
Stetson	12/06/2025		28:39	4-11	.364	1-4	.250	0-0	.000	0	1	1	3.0	2	4	3	0	1	9	10.4
The Citadel	12/13/2025		24:05	3-9	.333	0-4	.000	2-2	1.000	1	1	2	2.9	2	0	0	0	0	8	10.2
South Carolina St.	12/22/2025		19:44	3-6	.500	0-2	.000	3-3	1.000	0	2	2	2.8	2	2	2	0	1	9	10.1
UAlbany	12/30/2025		25:32	4-7	.571	1-4	.250	2-2	1.000	0	0	0	2.6	0	4	0	0	1	11	10.2
<b>Totals</b>		<b>0</b>	<b>326:14</b>	<b>40-94</b>	<b>.426</b>	<b>8-36</b>	<b>.222</b>	<b>34-39</b>	<b>.872</b>	<b>6</b>	<b>25</b>	<b>31</b>	<b>2.6</b>	<b>17</b>	<b>33</b>	<b>14</b>	<b>0</b>	<b>11</b>	<b>122</b>	<b>10.2</b>

## Player Averages

Games Played	Minutes/game	Points/game	FG Pct	3FG Pct	FT Pct	Rebounds/game	Assists/game	Turnovers/game	Assist/Turnover ratio	Steals/game	Blocks/game
12	27.2	10.2	42.6	22.2	87.2	2.6	2.8	1.2	2.4	0.9	0.0

## PLAYER BIO

## 2025-26

- Double-figures 5x this season
- Career-high 9 reb in win vs. Charleston Southern (Nov. 28)
- Led team with 5 assists (no TOs) in win vs. PC (Nov. 12)
- Had first 20-pt game scoring all 20 bench pts for SC in OT win vs. Southern Miss (Nov. 9)
- Had 11 pts and team-high five assists in his college debut against NC A&T (Nov. 4)

## PRE-COLLEGE

- A consensus four-star prospect ranked No. 69 nationally via 247Sports ; No. 9 point guard for the class ; No. 3 ranked player in the state of North Carolina
- Joins Gregory "GG" Jackson II (2022), Collin-Murray Boyles (2023) and Cam Scott (2024) as four-star or better signees under head coach Lamont Paris at South Carolina
- Played for his dad at Moravian Prep and the YNG Dreamerz in Overtime Elite ; teammates with fellow Gamecocks Hayden Assemian and Abu Yarmah
- Selected to play in the 2025 Iverson Classic All-American Game as one of the top-26 high school players in the country
- OTE all-time leading scorer with multiple 50-point games on his resume
- Won his second consecutive OTE MVP in 2024-25 after averaging 32.1 points, 6.7 assists, 5.7 rebounds and 1.7 steals per game ; led the YNG Dreamerz to the OTE Championship
- He became the second player in OTE history to win multiple MVP awards ; Ausar Thompson, the fifth overall pick in the 2023 NBA Draft by the Houston Rockets, is the other OTE player to win multiple MVPs
- Won 2023-24 OTE MVP after averaging 33.4 points, 6.1 rebounds, 5.1 assists and 1.8 steals per game ; logged five games with 40 or more points during the regular season

## PERSONAL

- Son of Jeremy and Jenny Ellis – has three younger brothers: Isaac, Abraham and Ari
- Chose South Carolina because of his relationship with the coaching staff, the style of play and it felt like home away from home
- List Power and Outer Banks as his favorite TV shows ; chicken alfredo is favorite food
- Favorite pro players to watch and learn from are Luka Dončić and Payton Pritchard
- Advice to young people is to trust the process ; put your head down and work, so when you're older you can live the life you want

## CAREER STATS

				Field Goals		3-Point		F-Throws		Rebounds				Scoring						
SEASON	TEAM	GP-GS	MIN/AVG	FG-FGA	FG%	3FG-3FGA	3FG%	FT-FTA	FT%	OFF	DEF	TOT	AVG	PF-FO	A	TO	BLK	STL	PTS	AVG
2025-26	SC	12-0	326/27.2	40-94	.426	8-36	.222	34-39	.872	6	25	31	2.6	17-0	33	14	0	11	122	10.2
<b>TOTAL</b>		<b>12-0</b>	<b>326/27.2</b>	<b>40-94</b>	<b>.426</b>	<b>8-36</b>	<b>.222</b>	<b>34-39</b>	<b>.872</b>	<b>6</b>	<b>25</b>	<b>31</b>	<b>2.6</b>	<b>17-0</b>	<b>33</b>	<b>14</b>	<b>0</b>	<b>11</b>	<b>122</b>	<b>10.2</b>

CAREER HIGHS

Single Game Highs

Statistic	Value
Points	13 vs UAlbany 12/30/25
Rebounds	8 vs Presbyterian 11/12/25
Assists	2 vs N.C. A&T 11/04/25
Steals	1 vs UAlbany 12/30/25, vs South Carolina St. 12/22/25
Blocks	2 vs Presbyterian 11/12/25, vs UAlbany 12/30/25
FG Made	5 vs UAlbany 12/30/25
FG Attempts	5 vs UAlbany 12/30/25
FT Made	3 vs The Citadel 12/13/25, vs UAlbany 12/30/25
FT Attempts	4 vs The Citadel 12/13/25

SUPERLATIVES

'25-26

Double-figure scoring	1
Double-double	-
5+ assists	-
3+ steals	-
2+ blocks	2
Team high scoring	-
Team high rebounding	2
Team high assists	-
Team high steals	1
Team high blocks	3

includes led, or shared team high



IG: @ots\_hayden

X: @hayden\_0201

2025-26 GAME-BY-GAME

Opponent	Date	GS	MIN	Total		3-Pointers		Free throws		Rebounds				PF	A	TO	BLK	STL	PTS	AVG
				FG-FGA	PCT	3FG-3FGA	PCT	FT-FTA	PCT	OFF	DEF	TOT	AVG							
N.C. A&T	11/04/2025		09:12	1-1	1.000	0-0	.000	0-0	.000	1	3	4	4.0	2	2	0	0	0	2	2.0
Southern Miss.	11/09/2025		21:28	0-0	.000	0-0	.000	0-0	.000	2	4	6	5.0	3	0	2	0	0	0	1.0
Presbyterian	11/12/2025	*	14:29	2-3	.667	0-0	.000	1-2	.500	6	2	8	6.0	3	0	2	0	0	5	2.3
Radford	11/18/2025	*	11:05	2-2	1.000	0-0	.000	0-3	.000	0	4	4	5.5	2	1	1	0	0	4	2.8
vs Butler	11/21/2025	*	10:39	1-2	.500	0-0	.000	0-0	.000	0	1	1	4.6	2	0	0	0	0	2	2.6
vs Northwestern	11/23/2025	*	18:23	3-4	.750	0-0	.000	0-0	.000	0	2	2	4.2	3	0	1	0	0	6	3.2
Virginia Tech	12/02/2025		14:02	1-1	1.000	0-0	.000	0-0	.000	0	1	1	3.7	3	1	0	1	0	2	3.0
Stetson	12/06/2025		05:38	1-1	1.000	0-0	.000	0-0	.000	1	2	3	3.6	2	0	0	0	0	2	2.9
The Citadel	12/13/2025		11:17	2-3	.667	0-0	.000	3-4	.750	2	4	6	3.9	0	0	0	1	0	7	3.3
at Clemson	12/16/2025		04:49	0-0	.000	0-0	.000	0-0	.000	0	0	0	3.5	1	0	0	0	0	0	3.0
South Carolina St.	12/22/2025		11:10	3-3	1.000	0-0	.000	0-0	.000	1	3	4	3.5	2	0	1	0	1	6	3.3
UAlbany	12/30/2025		14:27	5-5	1.000	0-0	.000	3-3	1.000	4	1	5	3.7	0	0	2	2	1	13	4.1
Totals		4	146:39	21-25	.840	0-0	.000	7-12	.583	17	27	44	3.7	23	4	7	7	2	49	4.1

Player Averages

Games Played	Minutes/ game	Points/ game	FG Pct	3FG Pct	FT Pct	Rebounds/ game	Assists/ game	Turnovers/ game	Assist/Turnover ratio	Steals/ game	Blocks/ game
12	12.2	4.1	84.0	0.0	58.3	3.7	0.3	0.6	0.6	0.2	0.6

PLAYER BIO

2025-26

- 13 pts (career high), 5 reb & 2 blks vs. UAlbany (Dec. 30)
- Missed Charleston Southern game (Nov. 28) w/ concussion
- Career-high 6 pts vs. Northwestern (Nov. 23)
- Made first career start in win vs. PC (Nov. 12) ; had 5 pts & led the team with 8 reb & 2 blks in just 15 minutes due to foul trouble ; had 6 offensive-reb and joined Collin Murray-Boyles as the only SC freshman to have 6 or more O-reb in a game the last 7 seasons
- Scored his first college points in openr vs. NC A&T (Nov. 4)

PRE-COLLEGE

- Three-star prospect that was the first player committed in the 2025 class
- Played his final prep season at Moravian Prep and with the YNG Dreamerz in Overtime Elite ; was teammates with fellow Gamecocks Eli Ellis and Abu Yarmah
- In 2024-25, averaged 5.3 points, 8.7 rebounds, 1.8 blocks and 1.1 assists per game helping YNG Dreamerz win the OTE Championship
- As a junior at Powdersville High School (Greenville, S.C.), averaged 15.2 points, 8.6 rebounds, 2.6 blocks and 1.7 assists per game
- Helped lead Powdersville to the 2024 3A State Championship
- In 2022-23, played his sophomore season at Legacy Early College (Greenville, S.C.), the same high school as former Gamecock Jacobi Wright
- When he committed in 2023, was ranked the No. 2 player in the state of South Carolina via On3
- Played for Team Thad on the EYBL circuit

PERSONAL

- Born on Feb. 1, 2006
- Son of Elvis and Abby – has a younger sister, Makayla
- Chose South Carolina because of the family-oriented program culture
- List Avengers Infinity War as favorite movie and Punisher as favorite TV show
- Dream car is a Ram 1500 TRX
- Favorite players to watch/learn from are Kawhi Leonard and Shai Gilgeous-Alexander

CAREER STATS

				Field Goals		3-Point		F-Throws		Rebounds								Scoring		
SEASON	TEAM	GP-GS	MIN/AVG	FG-FGA	FG%	3FG-3FGA	3FG%	FT-FTA	FT%	OFF	DEF	TOT	AVG	PF-FO	A	TO	BLK	STL	PTS	AVG
2025-26	SC	12-4	147/12.2	21-25	.840	0-0	.000	7-12	.583	17	27	44	3.7	23-0	4	7	7	2	49	4.1
TOTAL		12-4	147/12.2	21-25	.840	0-0	.000	7-12	.583	17	27	44	3.7	23-0	4	7	7	2	49	4.1

Sr. • Forward • 6-8 • 240 • Vienna, Austria // UC San Diego

CAREER HIGHS

Single Game Highs

Statistic	Value
Points	42 vs Tampa 12/30/23
Rebounds	18 at Florida Tech 02/10/24, at Tampa 02/14/24
Assists	6 at Tampa 02/14/24
Steals	5 at Florida Tech 02/22/23, at San Diego 12/21/24
Blocks	3 vs Nova Southeastern 11/30/22, vs Lake Erie 12/14/23, vs Saint Leo 01/24/24
FG Made	15 vs Tampa 12/30/23
FG Attempts	22 vs Clayton St. 12/18/22
3FG Made	7 vs CSU Bakersfield 12/07/24
3FG Attempts	11 vs Pepperdine 11/09/24
FT Made	10 at Florida Tech 02/10/24, at Palm Beach Atl. 02/15/23
FT Attempts	13 at Palm Beach Atl. 02/15/23

SUPERLATIVES

	'25-26	Career
Double-figure scoring	2	21
Double-figure rebounding	-	2
Double-double	-	1
5+ assists	-	-
2+ blocks	-	5
3+ steals	-	3
Team high scoring	-	-
Team high rebounding	1	1*
Team high assists	-	-
Team high blocks	-	-
Team high steals	-	-

includes led, or shared team high ; \* Carolina ONLY  
Superlatives from Division I only



IG: @nordinkapic

X: @KapicNordin

2025-26 GAME-BY-GAME

Opponent	Date	GS	MIN	Total		3-Pointers		Free throws		Rebounds				PF							
				FG-FGA	PCT	3FG-3FGA	PCT	FT-FTA	PCT	OFF	DEF	TOT	AVG	A	TO	BLK	STL	PTS	AVG		
N.C. A&T	11/04/2025	*	17:49	5-7	.714	3-5	.600	0-0	.000	1	4	5	5.0	1	1	0	0	1	13	13.0	
Southern Miss.	11/09/2025	*	17:21	2-3	.667	1-2	.500	0-0	.000	1	2	3	4.0	1	1	1	0	0	5	9.0	
Presbyterian	11/12/2025		03:29	0-1	.000	0-1	.000	0-0	.000	0	0	0	2.7	1	0	1	0	0	0	6.0	
Radford	11/18/2025		09:30	1-4	.250	0-1	.000	0-0	.000	3	2	5	3.3	2	1	2	0	0	2	5.0	
vs Butler	11/21/2025		02:32	0-0	.000	0-0	.000	0-0	.000	0	0	0	2.6	1	0	0	0	0	0	4.0	
vs Northwestern	11/23/2025		03:19	0-2	.000	0-1	.000	1-2	.500	0	0	0	2.2	0	0	0	0	0	1	3.5	
Charleston So.	11/28/2025	*	14:26	4-9	.444	2-4	.500	1-3	.333	1	4	5	2.6	0	1	0	0	0	11	4.6	
Virginia Tech	12/02/2025	*	08:45	0-3	.000	0-1	.000	0-0	.000	0	0	0	2.3	0	0	0	0	0	0	4.0	
Stetson	12/06/2025		04:00	1-1	1.000	0-0	.000	0-0	.000	0	2	2	2.2	1	0	0	0	0	2	3.8	
at Clemson	12/16/2025		10:56	1-3	.333	0-2	.000	3-4	.750	1	0	1	2.1	0	0	0	0	0	5	3.9	
UAlbany	12/30/2025		05:06	2-2	1.000	1-1	1.000	0-0	.000	0	1	1	2.0	2	0	0	0	0	5	4.0	
Totals			4 97:13	16-35	.457	7-18	.389	5-9	.556	7	15	22	2.0	9	4	4	0	1	44	4.0	

Player Averages

Games Played	Minutes/game	Points/game	FG Pct	3FG Pct	FT Pct	Rebounds/game	Assists/game	Turnovers/game	Assist/Turnover ratio	Steals/game	Blocks/game
11	8.8	4.0	45.7	38.9	55.6	2.0	0.4	0.4	1.0	0.1	0.0

PLAYER BIO

PRE-SOUTH CAROLINA

- In 2024-25, played at UC San Diego where he saw action in 34 games (33 starts) and averaged 10.7 points, 5.2 rebounds and 1.2 assists per game
- Helped lead the Tritons to a 30-5 record and the Big West Regular Season Championship as well as the Big West Conference Tournament Title
- Had 15 points, eight rebounds and three assists in a tight 68-65 loss to fifth-seeded Michigan in the opening round of the 2025 NCAA Tournament
- Scored in double-figures 18 times (team 16-2 when he scored 10 or more points) with a career-high 25 points in an 81-60 win over Cal State Bakersfield on Dec. 7
- Had a double-double with 18 points and 10 rebounds in a 72-67 win over LaSalle on Nov. 21 in the Boardwalk Battle
- Prior to his lone season with the Tritons, played two seasons (2022-24) at NCAA Division II Lynn in Boca Raton, Fla.
- Was a First Team All-Sunshine State selection in 2023-24 after averaging 19.3 points and 9.2 rebounds per game
- Shot it at a 50.1% clip and finished the season with 14, 20-point games
- Had 42 points against Tampa (12/30/23), the second-most single-game points in program history
- As a freshman in 2022-23, was tabbed Sunshine State Freshman of the Year after averaging a double-double with 19.3 points and 10.4 rebounds per game
- Finished his first collegiate season with 13 double-doubles, including six-straight to close the year
- Had a season-high 31 points with 11 rebounds in an 87-85 win over Barry (1/14/23)

PRE-COLLEGE

- Played for the U20 Austrian National Team
- Helped his team win the Austrian Championship twice
- Five-time Regional and six-time Vienniese Championship winner
- Earned league MVP honors three times

PERSONAL

- Born on Sept. 30
- Has a younger brother, Armin
- List čevapčići as his favorite food
- Favorite movie is Hustle and favorite artists are Dino Merlin, Raf Camora and Drake
- Skiing is his favorite sport behind basketball
- Luka Dončić is favorite player to watch/learn from

CAREER STATS

				Field Goals		3-Point		F-Throws		Rebounds									Scoring	
SEASON	TEAM	GP-GS	MIN/AVG	FG-FGA	FG%	3FG-3FGA	3FG%	FT-FTA	FT%	OFF	DEF	TOT	AVG	PF-FO	A	TO	BLK	STL	PTS	AVG
2022-23	Lynn	25-25	768/30.7	167-313	.534	23-62	.371	126-168	.750	80	179	259	10.4	75-3	48	70	10	27	483	19.3
2023-24	Lynn	27-27	845/31.3	172-343	.501	38-92	.413	138-182	.758	85	163	248	9.2	71-0	57	62	26	29	520	19.3
2024-25	UCSD	34-33	851/25.0	115-295	.390	54-176	.307	80-107	.748	51	127	178	5.2	87-1	42	45	14	27	364	10.7
2025-26	SC	11-4	97/8.8	16-35	.457	7-18	.389	5-9	.556	7	15	22	2.0	9-0	4	4	0	1	44	4.0
TOTAL FOR SC		11-4	97/8.8	16-35	.457	7-18	.389	5-9	.556	7	15	22	2.0	9-0	4	4	0	1	44	4.0
TOTAL		97-89	2561/26.4	470-986	.477	122-348	.351	349-466	.749	223	484	707	7.3	242-4	151	181	50	84	1411	14.5



31

ELIJAH STRONG

Jr. • Forward • 6-8 • 250 • Charlotte, N.C.// Boston College

CAREER HIGHS

Single Game Highs

Statistic	Value	
Points	25	vs Temple 11/15/24
Rebounds	13	vs Temple 11/15/24
Assists	4	vs Northwestern 11/23/25
Steals	2	vs Northwestern 11/23/25
Blocks	2	vs Dartmouth 11/29/24, vs Missouri St. 11/25/24
FG Made	11	vs Temple 11/15/24
FG Attempts	19	vs Temple 11/15/24
3FG Made	4	at Wake Forest 12/07/24
3FG Attempts	9	at Wake Forest 12/07/24, vs Virginia Tech 12/02/25
FT Made	6	vs Dartmouth 11/29/24
FT Attempts	9	vs Dartmouth 11/29/24

SUPERLATIVES

	'25-26	Career
Double-figure scoring	7	20
Double-figure rebounding	-	2
Double-double	-	2
3+ steals	-	-
2+ blocks	-	2
Team high scoring	4	4*
Team high rebounding	-	-
Team high assists	-	-
Team high blocks	1	1*
Team high steals	3	3*



IG: @elijah31strong

X: @ElijahStrong35\_

includes led, or shared team high ; \* Carolina ONLY

2025-26 GAME-BY-GAME

Opponent	Date	GS	MIN	Total		3-Pointers		Free throws		Rebounds				PF	A	TO	BLK	STL	PTS	AVG
				FG-FGA	PCT	3FG-3FGA	PCT	FT-FTA	PCT	OFF	DEF	TOT	AVG							
N.C. A&T	11/04/2025		13:14	4-5	.800	1-2	.500	2-2	1.000	2	0	2	2.0	2	1	1	0	0	11	11.0
Southern Miss.	11/09/2025		12:44	0-3	.000	0-2	.000	0-0	.000	0	1	1	1.5	1	1	3	0	0	0	5.5
Presbyterian	11/12/2025		20:32	1-7	.143	0-3	.000	2-2	1.000	0	4	4	2.3	2	1	1	0	0	4	5.0
Radford	11/18/2025		18:12	7-10	.700	1-2	.500	0-0	.000	0	3	3	2.5	3	2	1	1	0	15	7.5
vs Butler	11/21/2025		15:03	1-7	.143	0-3	.000	1-2	.500	0	2	2	2.4	2	0	0	0	0	3	6.6
vs Northwestern	11/23/2025		19:52	5-8	.625	3-5	.600	3-5	.600	0	5	5	2.8	1	4	2	0	2	16	8.2
Charleston So.	11/28/2025		16:21	9-16	.563	1-5	.200	3-4	.750	0	1	1	2.6	4	0	0	1	0	22	10.1
Virginia Tech	12/02/2025		24:59	6-16	.375	1-9	.111	5-6	.833	1	2	3	2.6	1	0	0	0	1	18	11.1
Stetson	12/06/2025		16:08	4-6	.667	2-4	.500	2-2	1.000	0	3	3	2.7	1	1	0	0	0	12	11.2
The Citadel	12/13/2025		04:00	0-0	.000	0-0	.000	0-0	.000	0	1	1	2.5	0	0	0	0	0	0	10.1
at Clemson	12/16/2025		10:01	1-6	.167	0-2	.000	2-4	.500	0	1	1	2.4	5	2	0	0	0	4	9.5
South Carolina St.	12/22/2025		15:34	6-7	.857	0-0	.000	1-1	1.000	1	0	1	2.3	0	1	2	0	0	13	9.8
UAlbany	12/30/2025	*	15:13	4-7	.571	1-3	.333	0-0	.000	0	2	2	2.2	3	0	1	0	1	9	9.8
Totals			1 201:53	48-98	.490	10-40	.250	21-28	.750	4	25	29	2.2	25	13	11	2	4	127	9.8

Player Averages

Games Played	Minutes/ game	Points/ game	FG Pct	3FG Pct	FT Pct	Rebounds/ game	Assists/ game	Turnovers/ game	Assist/Turnover ratio	Steals/ game	Blocks/ game
13	15.5	9.8	49.0	25.0	75.0	2.2	1.0	0.8	1.2	0.3	0.2

PLAYER BIO

2025-26

- Double-figures 7x this season ; has led the bench in scoring 7x this season as well
- 18 pts off bench in ACC/SEC Challenge vs. Virginia Tech (Dec. 2)
- 22 pts in just 16 minutes off the bench in win vs. Charleston Southern (Nov. 28) ; was 9-of-16 (56.3%) from the floor and scored 20 pts in the 2nd half
- 16 pts, 5 reb, 4 ast (career-high) & 2 stls vs. Northwestern (Nov. 23) at the Greenbrier Tip-Off
- 15 pts, 3 reb, 2 ast and 1 blk in blowout victory over Radford in 18 minutes off the bench ; was an efficient 7-of-10 (70%) from the floor
- Scored 11 pts in 13 min off the bench in season opener vs. NC A&T (Nov. 4) ; marked first career game in double figures at South Carolina

PRE-SOUTH CAROLINA

- Spent two seasons at Boston College (2023-25), appearing in 46 games with 20 starts
- Had his best season in college in 2024-25, averaging 9.6 points and 4.1 rebounds per game while shooting 45.2% (95-of-210 FGs) from the floor and 36.2% (25-of-69 3FGs) from behind the arc
- Scored in double figures 11 times for the Eagles as a sophomore
- Had a career-high 25 points in a 72-69 win over Temple (11/15/24) ; also pulled down 13 rebounds and went 11-of-19 (57.9%) from the floor in the victory
- Played in 19 games with one start in limited minutes at BC as a true freshman in 2023-24 ; shot 52.5% (21-of-40 FGs) from the floor
- Had his best game of the season at Clemson (1/13/24) with a season-high 14 points and four rebounds ; went 6-of-9 from the floor and 2-of-3 from behind the arc

PRE-COLLEGE

- Prepped at Myers Park where he led the Mustangs to the 2023 4A State Championship ; was named Most Outstanding Player after scoring 22 points with seven rebounds in a 74-60 win over Richmond in the title game
- Myers Park finished No. 21 in the final MaxPreps National Top-25 Poll
- Averaged 15.4 points and 5.4 rebounds per game while shooting nearly 64% from the floor as a senior
- Tabbed SoMeck Player of the Year as a junior after averaging 17.0 points, 9.6 rebounds and 1.5 assists per game

CAREER STATS

SEASON	TEAM	GP-GS	MIN/AVG	Field Goals		3-Point		F-Throws		Rebounds				Scoring						
				FG-FGA	FG%	3FG-3FGA	3FG%	FT-FTA	FT%	OFF	DEF	TOT	AVG	PF-FO	A	TO	BLK	STL	PTS	AVG
2023-24	BC	19-1	129/6.8	21-40	.525	3-10	.300	7-14	.500	6	7	13	0.7	13-0	3	4	0	1	52	2.7
2024-25	BC	27-19	636/23.6	95-210	.452	25-69	.362	44-70	.629	40	71	111	4.1	66-1	25	47	7	6	259	9.6
2025-26	SC	13-1	202/15.5	48-98	.490	10-40	.250	21-28	.750	4	25	29	2.2	25-1	13	11	2	4	127	9.8
TOTAL FOR SC		13-1	202/15.5	48-98	.490	10-40	.250	21-28	.750	4	25	29	2.2	25-1	13	11	2	4	127	9.8
TOTAL		59-21	967/16.4	164-348	.471	38-119	.319	72-112	.643	50	103	153	2.6	104-2	41	62	9	11	438	7.4

Sr. • Guard • 6-9 • 195 • Ulaanbaatar, Mongolia // Utah

CAREER HIGHS

Single Game Highs

Statistic	Value
Points	19 vs Queens (NC) 11/12/24
Rebounds	10 vs Radford 11/18/25
Assists	8 4 times
Steals	4 vs Mississippi Val. 11/26/24
Blocks	3 vs Arizona St. 03/01/25
FG Made	8 vs Queens (NC) 11/12/24
FG Attempts	12 10 times
3FG Made	4 at UNLV 11/15/22
3FG Attempts	10 vs Central Ark. 11/07/24, vs Kansas 02/15/25
FT Made	8 at Oklahoma St. 02/01/25
FT Attempts	8 at Oklahoma St. 02/01/25, vs Northwestern 11/23/25

SUPERLATIVES

	'25-26	Career
Double-figure scoring	10	37
Double-figure rebounding	1	1
Double-double	1	1
5+ assists	2	23
3+ steals	-	6
2+ blocks	2	9
Team high scoring	3	3*
Team high rebounding	8	8*
Team high assists	3	3*
Team high blocks	8	8*
Team high steals	5	5*



IG: @mongolianmike

X: @mongolshark

includes led, or shared team high ; \* Carolina ONLY

2025-26 GAME-BY-GAME

Opponent	Date	GS	MIN	Total		3-Pointers		Free throws		Rebounds				PF	A	TO	BLK	STL	PTS	AVG	
				FG-FGA	PCT	3FG-3FGA	PCT	FT-FTA	PCT	OFF	DEF	TOT	AVG								
N.C. A&T	11/04/2025	*	20:59	2-4	.500	0-1	.000	0-0	.000	0	5	5	5.0	2	3	2	1	0	4	4.0	
Southern Miss.	11/09/2025	*	36:30	6-12	.500	3-7	.429	2-2	1.000	2	3	5	5.0	4	3	1	0	2	17	10.5	
Presbyterian	11/12/2025	*	24:10	4-7	.571	1-2	.500	4-4	1.000	3	1	4	4.7	1	0	0	0	1	13	11.3	
Radford	11/18/2025	*	21:48	4-5	.800	2-3	.667	2-2	1.000	1	9	10	6.0	2	2	0	0	0	12	11.5	
vs Butler	11/21/2025	*	26:57	6-12	.500	1-3	.333	0-1	.000	1	5	6	6.0	4	1	0	1	1	13	11.8	
vs Northwestern	11/23/2025	*	31:38	2-5	.400	1-4	.250	7-8	.875	3	5	8	6.3	3	3	0	0	0	12	11.8	
Charleston So.	11/28/2025	*	34:06	2-3	.667	0-1	.000	4-4	1.000	1	7	8	6.6	0	7	0	2	2	8	11.3	
Virginia Tech	12/02/2025	*	36:20	4-8	.500	1-4	.250	5-7	.714	2	4	6	6.5	4	1	4	1	1	14	11.6	
Stetson	12/06/2025	*	24:53	4-8	.500	1-3	.333	0-0	.000	2	5	7	6.6	0	2	0	1	0	9	11.3	
The Citadel	12/13/2025	*	33:09	6-12	.500	0-2	.000	2-2	1.000	1	6	7	6.6	2	3	2	2	0	14	11.6	
at Clemson	12/16/2025	*	28:25	5-9	.556	0-3	.000	3-3	1.000	1	6	7	6.6	4	1	3	1	0	13	11.7	
South Carolina St.	12/22/2025	*	27:37	5-6	.833	0-1	.000	5-5	1.000	1	1	2	6.3	1	2	2	1	1	15	12.0	
UAlbany	12/30/2025	*	25:36	3-7	.429	0-3	.000	4-4	1.000	0	2	2	5.9	0	7	3	1	1	10	11.8	
Totals			13	372:08	53-98	.541	10-37	.270	38-42	.905	18	59	77	5.9	27	35	17	11	9	154	11.8

Player Averages

Games Played	Minutes/ game	Points/ game	FG Pct	3FG Pct	FT Pct	Rebounds/ game	Assists/ game	Turnovers/ game	Assist/Turnover ratio	Steals/ game	Blocks/ game
13	28.6	11.8	54.1	27.0	90.5	5.9	2.7	1.3	2.1	0.7	0.8

PLAYER BIO

AWARDS/HONORS

- A-10 All-Rookie Team (2022-23)

2025-26

- Double-figures team-high 10x this season ; has led the team in rebounding 8x thru 13 games
- First career double-double vs. Radford (Nov. 18) w/ 12 pts & career-high 10 reb

PRE-SOUTH CAROLINA

- Made stops at three different schools in his collegiate journey playing at Dayton (2022-23), San Francisco (2023-24) and Utah (2024-25)
- Has played in 99 career games with 83 starts while averaging 6.9 pts, 2.8 reb & 2.7 ast per game
- 7.2 pts, 3.4 reb & 2.8 ast in 2024-25 for the Utes
- Scored in double-figures 10 times with a career-high 19 points in a 96-65 win over Queens (11/12/24) ; added seven rebounds and five assists in the game
- Logged nine games with five or more assists at Utah
- In 2023-24, averaged 7.7 points, 3.0 rebounds and 2.7 assists per game at San Francisco helping the Dons to 23 wins and a berth in the NIT
- Recorded career-best shooting splits of 42.4% (97-of-229 FGs) from the floor and 36.0% (41-of-114 3FGs) from behind the arc in his lone season at San Francisco
- As a true freshman at Dayton in 2022-23, played in 32 games with 20 starts for the Flyers earning Atlantic 10 All-Rookie Team honors after averaging 5.6 points, 2.6 assists and 1.9 rebounds per game
- Had a career-high eight assists on three occasions and helped the team to 22 wins with an appearance in the Atlantic 10 Championship game against VCU

PRE-COLLEGE

- Was a consensus four-star recruit
- Represented Mongolia on the World Team at the 2022 Nike Hoop Summit
- Averaged 10.2 points, 4.6 rebounds and 3.6 assists per game while shooting 51.2% from 3-point range his senior year of HS in Willoughby, Ohio
- Captained the Mongolian U18 team that finished sixth in the 2019 World 3x3 Championships

PERSONAL

- Son of Sharavjams Tserenjankhar and Erdenebulgan Purevsuren ; Has a younger brother, Munkhiin-Od Sharavjams
- Given name is Enkhiin-Od Michael Sharavjams
- Was born in Phoenix, Ariz.
- First Mongolian citizen to earn a Division I scholarship
- His father Sharavjams Tserenjankhar, aka The Mongolian Shark, was the first Asian Harlem Globetrotter

CAREER STATS

SEASON	TEAM	GP-GS	MIN/AVG	Field Goals		3-Point		F-Throws		Rebounds				Scoring						
				FG-FGA	FG%	3FG-3FGA	3FG%	FT-FTA	FT%	OFF	DEF	TOT	AVG	PF-FO	A	TO	BLK	STL	PTS	AVG
2022-23	UD	32-20	740/23.1	64-165	.388	29-92	.315	21-31	.677	6	56	62	1.9	66-2	83	48	11	14	178	5.6
2023-24	USF	34-34	850/25.0	97-229	.424	41-114	.360	28-34	.824	15	87	102	3.0	67-2	91	49	15	32	263	7.7
2024-25	Utah	33-29	738/22.4	88-217	.406	36-117	.308	27-44	.614	25	86	111	3.4	66-1	91	43	22	22	239	7.2
2025-26	SC	13-13	372/28.6	53-98	.541	10-37	.270	38-42	.905	18	59	77	5.9	27-0	35	17	11	9	154	11.8
TOTAL FOR SC		13-13	372/28.6	53-98	.541	10-37	.270	38-42	.905	18	59	77	5.9	27-0	35	17	11	9	154	11.8
TOTAL		112-96	2699/24.1	302-709	.426	116-360	.322	114-151	.755	64	288	352	3.1	226-5	300	157	59	77	834	7.4



# 2025-26 SOUTH CAROLINA BASKETBALL STATS

## 2025-26 South Carolina Men's Basketball Combined Team Statistics All games



Page 1/1  
as of Dec 31, 2025

### Game Records

Record	Overall	Home	Away	Neutral
ALL GAMES	9-4	9-1	0-1	0-2
CONFERENCE	0-0	0-0	0-0	0-0
NON-CONFERENCE	9-4	9-1	0-1	0-2

### Score by Periods

Team	1st	2nd	OT	TOT
South Carolina	493	534	26	1053
Opponents	400	462	25	887

### Team Box Score

No.	Player				Total		3-Point		F-Throw		Rebounds													
		GP-GS	MIN	AVG	FG-FGA	FG%	3FG-3FGA	3FG%	FT-FTA	FT%	OFF	DEF	TOT	AVG	PF	DQ	A	TO	BLK	STL	PTS	AVG		
5	JOHNSON, Meechie	13-13	383:60	29.5	58-135	.430	24-69	.348	42-55	.764	3	43	46	3.5	27	0	47	25	0	15	182	14.0		
55	SHARAVJAMTS, Mike	13-13	372:08	28.6	53-98	.541	10-37	.270	38-42	.905	18	59	77	5.9	27	0	35	17	11	9	154	11.8		
15	ELLIS, Eli	12-0	326:14	27.2	40-94	.426	8-36	.222	34-39	.872	6	25	31	2.6	17	0	33	14	0	11	122	10.2		
31	STRONG, Elijah	13-1	201:53	15.5	48-98	.490	10-40	.250	21-28	.750	4	25	29	2.2	25	1	13	11	2	4	127	9.8		
4	KNOX, Kobe	13-13	365:39	28.1	38-79	.481	9-37	.243	39-45	.867	14	20	34	2.6	26	0	37	19	3	11	124	9.5		
10	STUTE, Myles	10-9	226:25	22.6	24-64	.375	15-49	.306	11-14	.786	8	36	44	4.4	21	0	13	15	2	7	74	7.4		
13	POLK, Grant	13-0	199:21	15.3	27-58	.466	21-47	.447	3-4	.750	8	13	21	1.6	11	0	3	4	1	3	78	6.0		
0	BUTLER, Jordan	13-4	153:36	11.8	17-33	.515	3-15	.200	21-27	.778	15	21	36	2.8	19	1	3	3	3	4	58	4.5		
20	ASSEMIAN, Hayden	12-4	146:39	12.2	21-25	.840	0-0	.000	7-12	.583	17	27	44	3.7	23	0	4	7	7	2	49	4.1		
24	KAPIC, Nordin	11-4	97:13	8.8	16-35	.457	7-18	.389	5-9	.556	7	15	22	2.0	9	0	4	4	0	1	44	4.0		
2	ESSANDOKO, Christ	11-4	98:02	8.9	10-28	.357	5-11	.455	5-9	.556	5	18	23	2.1	12	0	6	6	1	2	30	2.7		
6	WALKER, EJ	5-0	50:08	10.0	2-5	.400	1-3	.333	3-4	.750	4	6	10	2.0	7	0	0	2	1	0	8	1.6		
14	SPARKMAN, Eli	7-0	28:42	4.1	1-3	.333	1-3	.333	0-0	.000	0	3	3	0.4	2	0	1	0	0	1	3	0.4		
Team											15	23	38					7						
Total		13	2650		355-755	.470	114-365	.312	229-288	.795	124	334	458	35.2	226	2	199	134	31	70	1053	81.0		
Opponents		13	2650		326-770	.423	67-232	.289	168-258	.651	133	291	424	32.6	237	4	166	134	28	80	887	68.2		

### Team Statistics

	SC	OPP
<b>Scoring</b>	<b>1053</b>	<b>887</b>
Points per game	81.0	68.2
Scoring margin	+12.8	-
<b>Field goals-att</b>	<b>355-755</b>	<b>326-770</b>
Field goal pct	.470	.423
<b>3 point fg-att</b>	<b>114-365</b>	<b>67-232</b>
3-point FG pct	.312	.289
3-pt FG made per game	8.8	5.2
<b>Free throws-att</b>	<b>229-288</b>	<b>168-258</b>
Free throw pct	.795	.651
F-Throws made per game	17.6	12.9
<b>Rebounds</b>	<b>458</b>	<b>424</b>
Rebounds per game	35.2	32.6
Rebounding margin	+2.6	-
<b>Assists</b>	<b>199</b>	<b>166</b>
Assists per game	15.3	12.8
<b>Turnovers</b>	<b>134</b>	<b>134</b>
Turnovers per game	10.3	10.3
Turnover margin	0.0	-
Assist/turnover ratio	1.5	1.2
<b>Steals</b>	<b>70</b>	<b>80</b>
Steals per game	5.4	6.2
<b>Blocks</b>	<b>31</b>	<b>28</b>
Blocks per game	2.4	2.2
<b>Winning streak</b>	<b>2</b>	<b>-</b>
Home win streak	4	-
<b>Attendance</b>	<b>107396</b>	<b>9000</b>
Home games-Avg/Game	10-10740	1-9000
Neutral site-Avg/Game	-	2-996

### Team Results

Date	Opponent		Score	Att.
11/04/2025	N.C. A&T	W	91-72	12344
11/09/2025	Southern Miss.	Wot	83-79	11420
11/12/2025	Presbyterian	W	81-61	11874
11/18/2025	Radford	W	87-58	11623
11/21/2025	vs Butler	L	72-79	1209
11/23/2025	vs Northwestern	L	77-79	782
11/28/2025	Charleston So.	W	74-62	9789
12/02/2025	Virginia Tech	Lot	83-86	11420
12/06/2025	Stetson	W	82-51	9055
12/13/2025	The Citadel	W	71-55	10199
12/16/2025	at Clemson	L	61-68	9000
12/22/2025	South Carolina St.	W	95-70	10171
12/30/2025	UAlbany	W	96-67	9501





2025-26 South Carolina Men's Basketball  
Overall Team Statistics  
All games

Page 1/1  
as of Dec 31, 2025

## Team Statistics

	SC	OPP
<b>Scoring</b>	<b>1053</b>	<b>887</b>
Points per game	81.0	68.2
Scoring margin	+12.8	-
<b>Field goals-att</b>	<b>355-755</b>	<b>326-770</b>
Field goal pct	.470	.423
<b>3 point fg-att</b>	<b>114-365</b>	<b>67-232</b>
3-point FG pct	.312	.289
3-pt FG made per game	8.8	5.2
<b>Free throws-att</b>	<b>229-288</b>	<b>168-258</b>
Free throw pct	.795	.651
F-Throws made per game	17.6	12.9
<b>Rebounds</b>	<b>458</b>	<b>424</b>
Rebounds per game	35.2	32.6
Rebounding margin	+2.6	-
<b>Assists</b>	<b>199</b>	<b>166</b>
Assists per game	15.3	12.8
<b>Turnovers</b>	<b>134</b>	<b>134</b>
Turnovers per game	10.3	10.3
Turnover margin	0.0	-
Assist/turnover ratio	1.5	1.2
<b>Steals</b>	<b>70</b>	<b>80</b>
Steals per game	5.4	6.2
<b>Blocks</b>	<b>31</b>	<b>28</b>
Blocks per game	2.4	2.2
<b>Winning streak</b>	<b>2</b>	<b>-</b>
Home win streak	4	-
<b>Attendance</b>	<b>107396</b>	<b>9000</b>
Home games-Avg/Game	10-10740	1-9000
Neutral site-Avg/Game	-	2-996

## Score by Periods

Team	1st	2nd	OT	TOT
South Carolina	493	534	26	1053
Opponents	400	462	25	887



# 2025-26 SOUTH CAROLINA BASKETBALL STATS



## 2025-26 South Carolina Men's Basketball Category Leaders All games

Page 1/3  
as of Dec 31, 2025

### Points

##	Player	G	Pts	Pts/G
5	Johnson, Meechie	13	182	14.0
55	Sharavjamts, Mike	13	154	11.8
31	Strong, Elijah	13	127	9.8
4	Knox, Kobe	13	124	9.5
15	Ellis, Eli	12	122	10.2
13	Polk, Grant	13	78	6.0
10	Stute, Myles	10	74	7.4
0	Butler, Jordan	13	58	4.5
20	Assemian, Hayden	12	49	4.1
24	Kapic, Nordin	11	44	4.0
2	Essandoko, Christ	11	30	2.7
6	Walker, EJ	5	8	1.6
14	Sparkman, Eli	7	3	0.4

### Scoring Average

##	Player	G	Pts	Pts/G
5	Johnson, Meechie	13	182	14.0
55	Sharavjamts, Mike	13	154	11.8
15	Ellis, Eli	12	122	10.2
31	Strong, Elijah	13	127	9.8
4	Knox, Kobe	13	124	9.5
10	Stute, Myles	10	74	7.4
13	Polk, Grant	13	78	6.0
0	Butler, Jordan	13	58	4.5
20	Assemian, Hayden	12	49	4.1
24	Kapic, Nordin	11	44	4.0
2	Essandoko, Christ	11	30	2.7
6	Walker, EJ	5	8	1.6
14	Sparkman, Eli	7	3	0.4

### Field Goal Percentage

##	Player	FG	Att	Pct
20	Assemian, Hayden	21	25	.840
55	Sharavjamts, Mike	53	98	.541
0	Butler, Jordan	17	33	.515
31	Strong, Elijah	48	98	.490
4	Knox, Kobe	38	79	.481
13	Polk, Grant	27	58	.466
24	Kapic, Nordin	16	35	.457
5	Johnson, Meechie	58	135	.430
15	Ellis, Eli	40	94	.426
6	Walker, EJ	2	5	.400
10	Stute, Myles	24	64	.375
2	Essandoko, Christ	10	28	.357
14	Sparkman, Eli	1	3	.333

### Field Goal Attempts

##	Player	G	Att	Att/G
5	Johnson, Meechie	13	135	10.4
55	Sharavjamts, Mike	13	98	7.5
31	Strong, Elijah	13	98	7.5
15	Ellis, Eli	12	94	7.8
4	Knox, Kobe	13	79	6.1

### Field Goals Made

##	Player	G	Made	Made/G
5	Johnson, Meechie	13	58	4.5
55	Sharavjamts, Mike	13	53	4.1
31	Strong, Elijah	13	48	3.7
15	Ellis, Eli	12	40	3.3
4	Knox, Kobe	13	38	2.9





# 2025-26 SOUTH CAROLINA BASKETBALL STATS

## 2025-26 South Carolina Men's Basketball Category Leaders All games



Page 2/3  
as of Dec 31, 2025

### 3-Point FG Percentage

##	Player	3FG	Att	Pct
2	Essandoko, Christ	5	11	.455
13	Polk, Grant	21	47	.447
24	Kapic, Nordin	7	18	.389
5	Johnson, Meechie	24	69	.348
6	Walker, EJ	1	3	.333
14	Sparkman, Eli	1	3	.333
10	Stute, Myles	15	49	.306
55	Sharavjamts, Mike	10	37	.270
31	Strong, Elijah	10	40	.250
4	Knox, Kobe	9	37	.243
15	Ellis, Eli	8	36	.222
0	Butler, Jordan	3	15	.200

### 3-Point FG Attempts

##	Player	G	Att	Att/G
5	Johnson, Meechie	13	69	5.3
10	Stute, Myles	10	49	4.9
13	Polk, Grant	13	47	3.6
31	Strong, Elijah	13	40	3.1
55	Sharavjamts, Mike	13	37	2.8

### 3-Point FG Made

##	Player	G	Made	Made/G
5	Johnson, Meechie	13	24	1.8
13	Polk, Grant	13	21	1.6
10	Stute, Myles	10	15	1.5
55	Sharavjamts, Mike	13	10	0.8
31	Strong, Elijah	13	10	0.8

### Free Throw Percentage

##	Player	Made	Att	Pct
55	Sharavjamts, Mike	38	42	.905
15	Ellis, Eli	34	39	.872
4	Knox, Kobe	39	45	.867
10	Stute, Myles	11	14	.786
0	Butler, Jordan	21	27	.778
5	Johnson, Meechie	42	55	.764
31	Strong, Elijah	21	28	.750
13	Polk, Grant	3	4	.750
6	Walker, EJ	3	4	.750
20	Assemian, Hayden	7	12	.583
24	Kapic, Nordin	5	9	.556
2	Essandoko, Christ	5	9	.556

### Free Throw Attempts

##	Player	G	Att	Att/G
5	Johnson, Meechie	13	55	4.2
4	Knox, Kobe	13	45	3.5
55	Sharavjamts, Mike	13	42	3.2
15	Ellis, Eli	12	39	3.3
31	Strong, Elijah	13	28	2.2

### Free Throws Made

##	Player	G	Made	Made/G
5	Johnson, Meechie	13	42	3.2
4	Knox, Kobe	13	39	3.0
55	Sharavjamts, Mike	13	38	2.9
15	Ellis, Eli	12	34	2.8
31	Strong, Elijah	13	21	1.6

### Rebounds

##	Player	G	Reb	Reb/G
55	Sharavjamts, Mike	13	77	5.9
5	Johnson, Meechie	13	46	3.5
10	Stute, Myles	10	44	4.4
20	Assemian, Hayden	12	44	3.7
0	Butler, Jordan	13	36	2.8

### Assists

##	Player	G	Ast	Ast/G
5	Johnson, Meechie	13	47	3.6
4	Knox, Kobe	13	37	2.8
55	Sharavjamts, Mike	13	35	2.7
15	Ellis, Eli	12	33	2.8
31	Strong, Elijah	13	13	1.0

### Rebounds Average

##	Player	G	Reb	Reb/G
55	Sharavjamts, Mike	13	77	5.9
10	Stute, Myles	10	44	4.4
20	Assemian, Hayden	12	44	3.7
5	Johnson, Meechie	13	46	3.5
0	Butler, Jordan	13	36	2.8

### Steals

##	Player	G	Stl	Stl/G
5	Johnson, Meechie	13	15	1.2
15	Ellis, Eli	12	11	0.9
4	Knox, Kobe	13	11	0.8
55	Sharavjamts, Mike	13	9	0.7
10	Stute, Myles	10	7	0.7





## Offensive Rebounds

##	Player	G	OReb	OReb/G
55	Sharavjamts, Mike	13	18	1.4
20	Assemian, Hayden	12	17	1.4
0	Butler, Jordan	13	15	1.2
4	Knox, Kobe	13	14	1.1
10	Stute, Myles	10	8	0.8

## Blocked Shots

##	Player	G	Blk	Blk/G
55	Sharavjamts, Mike	13	11	0.8
20	Assemian, Hayden	12	7	0.6
4	Knox, Kobe	13	3	0.2
0	Butler, Jordan	13	3	0.2
31	Strong, Elijah	13	2	0.2

## Defensive Rebounds

##	Player	G	DReb	DReb/G
55	Sharavjamts, Mike	13	59	4.5
5	Johnson, Meechie	13	43	3.3
10	Stute, Myles	10	36	3.6
20	Assemian, Hayden	12	27	2.3
15	Ellis, Eli	12	25	2.1

## Minutes

##	Player	G	Min	Min/G
5	Johnson, Meechie	13	384	29:32
55	Sharavjamts, Mike	13	372	28:38
4	Knox, Kobe	13	366	28:08
15	Ellis, Eli	12	326	27:11
10	Stute, Myles	10	226	22:39

## Fouls

##	Player	G	PF	PF/G
5	Johnson, Meechie	13	27	2.1
55	Sharavjamts, Mike	13	27	2.1
4	Knox, Kobe	13	26	2.0
31	Strong, Elijah	13	25	1.9
20	Assemian, Hayden	12	23	1.9

## Turnovers

##	Player	G	TO	TO/G
5	Johnson, Meechie	13	25	1.9
4	Knox, Kobe	13	19	1.5
55	Sharavjamts, Mike	13	17	1.3
10	Stute, Myles	10	15	1.5
15	Ellis, Eli	12	14	1.2

## Foul Outs

##	Player	G	FO
31	Strong, Elijah	13	1
0	Butler, Jordan	13	1



## South Carolina - Individual Game Highs

POINTS	33		Meechie Johnson vs Southern Miss. (11/09/2025)
	24		Meechie Johnson vs Butler (N) (11/21/2025)
	22		Elijah Strong vs Charleston So. (11/28/2025)
	20		Eli Ellis vs Southern Miss. (11/09/2025)
	19		Meechie Johnson vs The Citadel (12/13/2025)
FIELD GOALS MADE	9		Elijah Strong vs Charleston So. (11/28/2025)
	9		Meechie Johnson vs Southern Miss. (11/09/2025)
FIELD GOAL ATTEMPTS	19		Meechie Johnson vs Butler (N) (11/21/2025)
	19		Meechie Johnson vs Southern Miss. (11/09/2025)
FIELD GOAL PERCENTAGE (min 5 made)	1.000	(5-5)	Hayden Assemian vs UAlbany (12/30/2025)
	1.000	(5-5)	Meechie Johnson vs Stetson (12/06/2025)
3 PT FG MADE	7		Meechie Johnson vs Southern Miss. (11/09/2025)
	4		Grant Polk vs Stetson (12/06/2025)
	4		Grant Polk vs Presbyterian (11/12/2025)
3 PT FG ATTEMPTS	14		Meechie Johnson vs Southern Miss. (11/09/2025)
	11		Meechie Johnson vs Northwestern (N) (11/23/2025)
3 PT FG PERCENTAGE (min 2 made)	1.000	(4-4)	Grant Polk vs Presbyterian (11/12/2025)
	1.000	(2-2)	Jordan Butler vs UAlbany (12/30/2025)
	1.000	(2-2)	Meechie Johnson vs Stetson (12/06/2025)
	1.000	(2-2)	Christ Essandoko vs Virginia Tech (12/02/2025)
FREE THROWS MADE	8		Meechie Johnson vs Southern Miss. (11/09/2025)
	7		Mike Sharavjamts vs Northwestern (N) (11/23/2025)
	7		Kobe Knox vs Presbyterian (11/12/2025)
	7		Eli Ellis vs Southern Miss. (11/09/2025)
FREE THROW ATTEMPTS	11		Meechie Johnson vs Southern Miss. (11/09/2025)
	9		Kobe Knox vs Presbyterian (11/12/2025)
FREE THROW PERCENTAGE (min 3 made)	1.000	(6-6)	Kobe Knox vs The Citadel (12/13/2025)
	1.000	(6-6)	Kobe Knox vs Radford (11/18/2025)
	1.000	(5-5)	Mike Sharavjamts vs South Carolina St. (12/22/2025)
	1.000	(5-5)	Meechie Johnson vs Stetson (12/06/2025)
	1.000	(5-5)	Jordan Butler vs Presbyterian (11/12/2025)
	1.000	(4-4)	Mike Sharavjamts vs UAlbany (12/30/2025)
	1.000	(4-4)	Meechie Johnson vs South Carolina St. (12/22/2025)
	1.000	(4-4)	Myles Stute vs South Carolina St. (12/22/2025)
	1.000	(4-4)	Meechie Johnson at Clemson (12/16/2025)
	1.000	(4-4)	Meechie Johnson vs The Citadel (12/13/2025)
	1.000	(4-4)	Jordan Butler vs Virginia Tech (12/02/2025)
	1.000	(4-4)	Meechie Johnson vs Charleston So. (11/28/2025)
	1.000	(4-4)	Mike Sharavjamts vs Charleston So. (11/28/2025)
	1.000	(4-4)	Eli Ellis vs Radford (11/18/2025)
	1.000	(4-4)	Mike Sharavjamts vs Presbyterian (11/12/2025)
	1.000	(3-3)	Hayden Assemian vs UAlbany (12/30/2025)
	1.000	(3-3)	Eli Ellis vs South Carolina St. (12/22/2025)
	1.000	(3-3)	Mike Sharavjamts at Clemson (12/16/2025)
	1.000	(3-3)	Kobe Knox vs Stetson (12/06/2025)
REBOUNDS	10		Mike Sharavjamts vs Radford (11/18/2025)
	9		Eli Ellis vs Charleston So. (11/28/2025)
ASSISTS	7		Mike Sharavjamts vs UAlbany (12/30/2025)
	7		Mike Sharavjamts vs Charleston So. (11/28/2025)
STEALS	3		Meechie Johnson vs South Carolina St. (12/22/2025)
	3		Meechie Johnson at Clemson (12/16/2025)
	3		Eli Ellis vs Butler (N) (11/21/2025)



2025-26 South Carolina Men's Basketball  
Player Highs Analysis  
All games

Page 2/3  
as of Dec 31, 2025

**South Carolina - Individual Game Highs**

BLOCKED SHOTS	2	Hayden Assemian vs UAlbany (12/30/2025)
	2	Mike Sharavjamts vs The Citadel (12/13/2025)
	2	Mike Sharavjamts vs Charleston So. (11/28/2025)
	2	Hayden Assemian vs Presbyterian (11/12/2025)
TURNOVERS	5	Kobe Knox vs Stetson (12/06/2025)
	5	Meechie Johnson vs Southern Miss. (11/09/2025)
FOULS	5	Elijah Strong at Clemson (12/16/2025)
	5	Jordan Butler vs Presbyterian (11/12/2025)





## 2025-26 South Carolina Men's Basketball

## Player Highs Analysis

All games

Page 3/3  
as of Dec 31, 2025

## Opponent - Individual Game Highs

POINTS	25		Nick Martinelli vs Northwestern (N) (11/23/2025)
	25		Isaac Taveras vs Southern Miss. (11/09/2025)
	23		Jayden Johnson vs South Carolina St. (12/22/2025)
	23		Brycen Blaine vs Charleston So. (11/28/2025)
	22		Amani Hansberry vs Virginia Tech (12/02/2025)
	22		Lureon Walker vs N.C. A&T (11/04/2025)
FIELD GOALS MADE	10		Jayden Johnson vs South Carolina St. (12/22/2025)
	10		Amani Hansberry vs Virginia Tech (12/02/2025)
	10		Isaac Taveras vs Southern Miss. (11/09/2025)
FIELD GOAL ATTEMPTS	21		Brycen Blaine vs Charleston So. (11/28/2025)
	19		Jonah Pierce vs Presbyterian (11/12/2025)
FIELD GOAL PERCENTAGE (min 5 made)	1.000	(6-6)	Okechukwu Okeke vs UAlbany (12/30/2025)
	1.000	(5-5)	Jamie Kaiser, Jr. vs Butler (N) (11/21/2025)
3 PT FG MADE	5		Noah Treadwell vs South Carolina St. (12/22/2025)
	3		Brycen Blaine vs Charleston So. (11/28/2025)
	3		Max Green vs Northwestern (N) (11/23/2025)
	3		Finley Bizjack vs Butler (N) (11/21/2025)
	3		Louie Jordan vs Radford (11/18/2025)
	3		
3 PT FG ATTEMPTS	9		Brycen Blaine vs Charleston So. (11/28/2025)
	8		Noah Treadwell vs South Carolina St. (12/22/2025)
3 PT FG PERCENTAGE (min 2 made)	1.000	(2-2)	Lukas Walls vs Radford (11/18/2025)
	.750	(3-4)	Max Green vs Northwestern (N) (11/23/2025)
FREE THROWS MADE	7		Nick Martinelli vs Northwestern (N) (11/23/2025)
	6		Tylik Weeks vs Southern Miss. (11/09/2025)
	6		Lewis Walker vs N.C. A&T (11/04/2025)
FREE THROW ATTEMPTS	13		Carter Welling at Clemson (12/16/2025)
	9		Sola Adebisi vs The Citadel (12/13/2025)
FREE THROW PERCENTAGE (min 3 made)	1.000	(6-6)	Lewis Walker vs N.C. A&T (11/04/2025)
	1.000	(4-4)	Ace Buckner at Clemson (12/16/2025)
	1.000	(4-4)	Ben Hammond vs Virginia Tech (12/02/2025)
	1.000	(4-4)	Yame Butler vs Butler (N) (11/21/2025)
	1.000	(4-4)	Jaylon Johnson vs Radford (11/18/2025)
	1.000	(4-4)	KJ Debrick vs N.C. A&T (11/04/2025)
	1.000	(3-3)	Eze Wali vs The Citadel (12/13/2025)
REBOUNDS	14		Amani Hansberry vs Virginia Tech (12/02/2025)
	14		Michael Ajayi vs Butler (N) (11/21/2025)
ASSISTS	9		Jayden Reid vs Northwestern (N) (11/23/2025)
	8		Neoklis Avdalas vs Virginia Tech (12/02/2025)
STEALS	3		Florian Tenebay vs South Carolina St. (12/22/2025)
	3		Carter Welling at Clemson (12/16/2025)
	3		Collin Kuhl vs Stetson (12/06/2025)
	3		Tre Singleton vs Northwestern (N) (11/23/2025)
	3		Jamie Kaiser, Jr. vs Butler (N) (11/21/2025)
	3		Jaylon Johnson vs Radford (11/18/2025)
	3		Isaac Taveras vs Southern Miss. (11/09/2025)
	3		Brooklyn Vick vs N.C. A&T (11/04/2025)
BLOCKED SHOTS	3		Sola Adebisi vs The Citadel (12/13/2025)
	3		Reis Jones vs Charleston So. (11/28/2025)
TURNOVERS	5		Nick Davidson at Clemson (12/16/2025)
	5		Jayden Reid vs Northwestern (N) (11/23/2025)
	5		Trent Middleton Jr. vs N.C. A&T (11/04/2025)
FOULS	6		James Morrow vs South Carolina St. (12/22/2025)
	5		Tyler Johnson vs Virginia Tech (12/02/2025)
	5		Neoklis Avdalas vs Virginia Tech (12/02/2025)
	5		Reis Jones vs Charleston So. (11/28/2025)



2025-26 South Carolina Men's Basketball  
Team High/Low Analysis  
All games

Page 1/4  
as of Dec 31, 2025

## South Carolina - Game Highs

POINTS	96		UAlbany (12/30/2025)
	95		South Carolina St. (12/22/2025)
	91		N.C. A&T (11/04/2025)
	87		Radford (11/18/2025)
	83		Virginia Tech (12/02/2025)
	83		Southern Miss. (11/09/2025)
FIELD GOALS MADE	34		Radford (11/18/2025)
	33		UAlbany (12/30/2025)
FIELD GOAL ATTEMPTS	64		Southern Miss. (11/09/2025)
	63		N.C. A&T (11/04/2025)
FIELD GOAL PERCENTAGE	.600	(33-55)	UAlbany (12/30/2025)
	.592	(29-49)	South Carolina St. (12/22/2025)
3 PT FG MADE	16		Southern Miss. (11/09/2025)
	14		UAlbany (12/30/2025)
	14		N.C. A&T (11/04/2025)
3 PT FG ATTEMPTS	43		Southern Miss. (11/09/2025)
	34		vs Northwestern (N) (11/23/2025)
3 PT FG PERCENTAGE	.467	(14-30)	UAlbany (12/30/2025)
	.444	(12-27)	Stetson (12/06/2025)
FREE THROWS MADE	31		South Carolina St. (12/22/2025)
	25		Presbyterian (11/12/2025)
FREE THROW ATTEMPTS	36		South Carolina St. (12/22/2025)
	32		Presbyterian (11/12/2025)
FREE THROW PERCENTAGE	.941	(16-17)	UAlbany (12/30/2025)
	.861	(31-36)	South Carolina St. (12/22/2025)
REBOUNDS	41		Stetson (12/06/2025)
	40		The Citadel (12/13/2025)
	40		Radford (11/18/2025)
	40		N.C. A&T (11/04/2025)
ASSISTS	24		N.C. A&T (11/04/2025)
	23		Radford (11/18/2025)
STEALS	8		UAlbany (12/30/2025)
	8		vs Butler (N) (11/21/2025)
BLOCKED SHOTS	5		The Citadel (12/13/2025)
	4		UAlbany (12/30/2025)
	4		Radford (11/18/2025)
TURNOVERS	15		South Carolina St. (12/22/2025)
	15		Southern Miss. (11/09/2025)
FOULS	26		at Clemson (12/16/2025)
	25		vs Butler (N) (11/21/2025)



2025-26 South Carolina Men's Basketball  
Team High/Low Analysis  
All games

Page 2/4  
as of Dec 31, 2025

## Opponent - Game Highs

POINTS	86		Virginia Tech (12/02/2025)
	79		vs Northwestern (N) (11/23/2025)
	79		vs Butler (N) (11/21/2025)
	79		Southern Miss. (11/09/2025)
	72		N.C. A&T (11/04/2025)
FIELD GOALS MADE	33		Virginia Tech (12/02/2025)
	30		vs Northwestern (N) (11/23/2025)
FIELD GOAL ATTEMPTS	70		Charleston So. (11/28/2025)
	67		Southern Miss. (11/09/2025)
FIELD GOAL PERCENTAGE	.566	(30-53)	vs Northwestern (N) (11/23/2025)
	.500	(33-66)	Virginia Tech (12/02/2025)
3 PT FG MADE	9		South Carolina St. (12/22/2025)
	7		Charleston So. (11/28/2025)
	7		vs Northwestern (N) (11/23/2025)
	7		Radford (11/18/2025)
3 PT FG ATTEMPTS	31		Charleston So. (11/28/2025)
	24		Radford (11/18/2025)
3 PT FG PERCENTAGE	.500	(7-14)	vs Northwestern (N) (11/23/2025)
	.474	(9-19)	South Carolina St. (12/22/2025)
FREE THROWS MADE	20		vs Butler (N) (11/21/2025)
	19		at Clemson (12/16/2025)
FREE THROW ATTEMPTS	34		vs Butler (N) (11/21/2025)
	31		at Clemson (12/16/2025)
FREE THROW PERCENTAGE	.875	(7-8)	UAlbany (12/30/2025)
	.857	(12-14)	vs Northwestern (N) (11/23/2025)
REBOUNDS	48		vs Butler (N) (11/21/2025)
	43		Charleston So. (11/28/2025)
	43		Southern Miss. (11/09/2025)
ASSISTS	21		vs Northwestern (N) (11/23/2025)
	18		South Carolina St. (12/22/2025)
	18		Virginia Tech (12/02/2025)
STEALS	9		South Carolina St. (12/22/2025)
	9		at Clemson (12/16/2025)
	9		Stetson (12/06/2025)
	9		N.C. A&T (11/04/2025)
BLOCKED SHOTS	5		Charleston So. (11/28/2025)
	4		The Citadel (12/13/2025)
TURNOVERS	15		UAlbany (12/30/2025)
	14		Radford (11/18/2025)
FOULS	25		South Carolina St. (12/22/2025)
	24		Virginia Tech (12/02/2025)





2025-26 South Carolina Men's Basketball  
Team High/Low Analysis  
All games

Page 3/4  
as of Dec 31, 2025

## South Carolina - Game Lows

POINTS	61		at Clemson (12/16/2025)
	71		The Citadel (12/13/2025)
	72		vs Butler (N) (11/21/2025)
	74		Charleston So. (11/28/2025)
	77		vs Northwestern (N) (11/23/2025)
FIELD GOALS MADE	19		at Clemson (12/16/2025)
	24		Presbyterian (11/12/2025)
FIELD GOAL ATTEMPTS	49		South Carolina St. (12/22/2025)
	51		at Clemson (12/16/2025)
FIELD GOAL PERCENTAGE	.373	(19-51)	at Clemson (12/16/2025)
	.391	(25-64)	Southern Miss. (11/09/2025)
3 PT FG MADE	3		The Citadel (12/13/2025)
	4		at Clemson (12/16/2025)
3 PT FG ATTEMPTS	21		South Carolina St. (12/22/2025)
	23		The Citadel (12/13/2025)
3 PT FG PERCENTAGE	.130	(3-23)	The Citadel (12/13/2025)
	.154	(4-26)	at Clemson (12/16/2025)
FREE THROWS MADE	10		Stetson (12/06/2025)
	11		vs Northwestern (N) (11/23/2025)
FREE THROW ATTEMPTS	12		Stetson (12/06/2025)
	15		vs Northwestern (N) (11/23/2025)
	15		Radford (11/18/2025)
FREE THROW PERCENTAGE	.682	(15-22)	vs Butler (N) (11/21/2025)
	.714	(15-21)	N.C. A&T (11/04/2025)
REBOUNDS	27		UAlbany (12/30/2025)
	28		Virginia Tech (12/02/2025)
ASSISTS	10		at Clemson (12/16/2025)
	10		The Citadel (12/13/2025)
	10		Charleston So. (11/28/2025)
	10		vs Butler (N) (11/21/2025)
STEALS	2		Stetson (12/06/2025)
	2		Presbyterian (11/12/2025)
BLOCKED SHOTS	1		South Carolina St. (12/22/2025)
	1		at Clemson (12/16/2025)
	1		Stetson (12/06/2025)
	1		vs Northwestern (N) (11/23/2025)
	1		vs Butler (N) (11/21/2025)
TURNOVERS	5		Charleston So. (11/28/2025)
	6		Presbyterian (11/12/2025)
FOULS	8		UAlbany (12/30/2025)
	12		Charleston So. (11/28/2025)



2025-26 South Carolina Men's Basketball  
Team High/Low Analysis  
All games

Page 4/4  
as of Dec 31, 2025

## Opponent - Game Lows

POINTS	51		Stetson (12/06/2025)
	55		The Citadel (12/13/2025)
	58		Radford (11/18/2025)
	61		Presbyterian (11/12/2025)
	62		Charleston So. (11/28/2025)
FIELD GOALS MADE	17		Radford (11/18/2025)
	18		Stetson (12/06/2025)
FIELD GOAL ATTEMPTS	47		at Clemson (12/16/2025)
	53		vs Northwestern (N) (11/23/2025)
FIELD GOAL PERCENTAGE	.309	(17-55)	Radford (11/18/2025)
	.321	(18-56)	Stetson (12/06/2025)
3 PT FG MADE	0		Presbyterian (11/12/2025)
	2		The Citadel (12/13/2025)
3 PT FG ATTEMPTS	8		Presbyterian (11/12/2025)
	11		N.C. A&T (11/04/2025)
3 PT FG PERCENTAGE	.000	(0-8)	Presbyterian (11/12/2025)
	.105	(2-19)	The Citadel (12/13/2025)
FREE THROWS MADE	5		Charleston So. (11/28/2025)
	7		UAlbany (12/30/2025)
FREE THROW ATTEMPTS	8		UAlbany (12/30/2025)
	8		Charleston So. (11/28/2025)
FREE THROW PERCENTAGE	.550	(11-20)	The Citadel (12/13/2025)
	.550	(11-20)	Presbyterian (11/12/2025)
REBOUNDS	20		Stetson (12/06/2025)
	22		South Carolina St. (12/22/2025)
ASSISTS	6		Radford (11/18/2025)
	9		The Citadel (12/13/2025)
	9		vs Butler (N) (11/21/2025)
STEALS	2		Charleston So. (11/28/2025)
	3		Virginia Tech (12/02/2025)
	3		Presbyterian (11/12/2025)
BLOCKED SHOTS	0		Radford (11/18/2025)
	1		South Carolina St. (12/22/2025)
	1		at Clemson (12/16/2025)
	1		Stetson (12/06/2025)
	1		Presbyterian (11/12/2025)
TURNOVERS	7		Stetson (12/06/2025)
	8		at Clemson (12/16/2025)
FOULS	12		Stetson (12/06/2025)
	13		UAlbany (12/30/2025)