



2025-26 AUBURN MEN'S BASKETBALL

2025-26 SCHEDULE

OVERALL: 10-7 SEC: 1-3
HOME: 7-1 AWAY: 0-3 NEUTRAL: 3-3

AP POLL

DATE	AU OPP	OPPONENT (TV)	TIME (CT)
Oct. 15	20 RV	vs. Oklahoma State [EXHIBITION]	L, 95-97 (OT)
'Oct. 30	20 -	vs. Memphis [EXHIBITION]	W, 100-71

NOVEMBER (6-2)

Nov. 3	20 -	BETHUNE-COOKMAN (SECN+)	W, 95-90 (OT)
Nov. 6	20 -	MERRIMACK (SECN+)	W, 95-57
Nov. 11	22 -	WOFFORD (SECN+)	W, 93-62
Nov. 16	22 1	vs. #1 Houston \$ (ESPN)	L, 72-73
Nov. 19	22 -	JACKSON STATE (SECN)	W, 112-66
Nov. 24	21 -	vs. Oregon ^ (TruTV)	W, 84-73
Nov. 25	21 7	vs. #7 Michigan ^ (TNT)	L, 72-102
Nov. 26	21 14	vs. #14 St. John's ^ (TruTV)	W, 85-74

DECEMBER (3-2)

Dec. 3	20 RV	NC STATE % (ESPN)	W, 83-73
Dec. 6	20 2	at #2 Arizona (ESPN)	L, 68-97
Dec. 13	21 -	vs. Chattanooga ! (SECN)	W, 92-78
Dec. 20	21 6	vs. #6 Purdue & (Peacock)	L, 60-88
Dec. 29	RV -	QUEENS UNIVERSITY (SECN)	W, 106-65

JANUARY (1-2)

Jan. 3	- -	at #23 Georgia * (SECN)	L, 100-104 (OT)
Jan. 6	- -	TEXAS A&M * (SECN)	L, 88-90
Jan. 10	- -	#15 ARKANSAS * (ESPN)	W, 95-73
Jan. 14	- -	at Missouri * (ESPN2)	L, 74-84
Jan. 17	- -	SOUTH CAROLINA * (SECN)	5 p.m.
Jan. 20	- -	at Ole Miss * (ESPN/2/U)	8 p.m.
Jan. 24	- -	at Florida * (ESPN/2)	3/3:30 p.m.
Jan. 28	- -	TEXAS * (ESPN2)	6 p.m.
Jan. 31	- -	at Tennessee * (ESPN)	7:30 p.m.

FEBRUARY (0-0)

Feb. 7	- -	ALABAMA * (ESPN/2)	3/3:30 p.m.
Feb. 10	- -	VANDERBILT * (SECN)	6 p.m.
Feb. 14	- -	at Arkansas * (ESPN/2)	7:30 p.m.
Feb. 18	- -	at Mississippi State * (ESPN/2/U)	8 p.m.
Feb. 21	- -	KENTUCKY * (ESPN/2)	7:30 p.m.
Feb. 24	- -	at Oklahoma * (ESPN/2/U)	8 p.m.
Feb. 28	- -	OLE MISS * (SECN)	7:30 p.m.

MARCH (0-0)

Mar. 3	- -	LSU * (SECN)	9 p.m.
Mar. 7	- -	at Alabama * (ESPN/2)	7:30 p.m.
Mar. 11-15	- -	SEC Tournament	TBA

[exh-1] Ballin in Boutwell (Birmingham, AL) | [exh-2] Bad Boy Mowers Series (Alanta, GA) | \$ The Battleground 2k25 (Birmingham, AL) | ^ Players Era Championship (Las Vegas, NV) | % SEC/ACC Challenge (Auburn, AL) | ! Holiday Hoopsgiving (Atlanta, GA) | & Indy Classic (Indianapolis, IN)

* Southeastern Conference game

GAME

18

rv **AUBURN (10-7, 1-3) vs SOUTH CAROLINA (10-7, 1-3)**

Saturday, Jan. 17 | 5 P.M. CT | SEC Network
Neville Arena (9,121) | Auburn, Ala.



AUBURN

RV/--	AP Poll/Coaches Poll	--/--
Steven Pearl	Head Coach	Lamont Paris
*11-7 (1st Season)	Career Record (Year)	146-128 (9th Season)
*11-7 (1st Season)	Record at School (Year)	59-56 (4th Season)
0-0	Coach vs. Opponent	0-4

*Won one game as interim HC in 2021

SERIES: Auburn leads, 33-19

TV: SEC Network (Mike Morgan, Pat Bradley)

AUBURN RADIO: Auburn Sports Properties (Andy Burcham, Randall Dickey, Brad Law)

TIGER STORYLINES

- Returning to Neville Arena where the Tigers are 7-1 this season and have won 65 of their last 71 contests at home, the Auburn men's basketball team hosts South Carolina on Saturday at 5 p.m. Both teams enter the game with identical records of 10-7 overall and 1-3 in league play, setting up a critical game to remain in contention with the top half of the league.
- Despite some early conference struggles, the Tigers still boast a strong resume which has them at No. 37 in the NET and No. 3 in Strangth of Schedule. Auburn is 3-6 against Quad 1 teams and has been dominant at home with an average of 27.5 margin of victory in their seven wins at Neville Arena.
- Keyshawn Hall has excelled inside Neville Arena this season and in seven games played (excluding Jackson State which he missed), he is averaging 26.1 points, 8.9 rebounds and 3.9 assists at home. He has scored 20 or more in six of those seven contests and is shooting 61.9 percent from the floor, indlucing 67.7 percent from long range in those contests.
- For the season, Hall is averaging 20.9 points, 7.9 rebounds and 3.1 assists per game. He joins Cameron Boozer as the only two players in college basketball who average at least 20.5 points, 7.5 rebounds and 3.0 assists per game.
- Junior guard Kevin Overton has reached double figures in each of his last six games, and during that span he is averaging 17.2 points per game. Overton has been an excellent addition to the team this season and is third in scoring at 12.9 ppg overall and leads the team with 26 steals.
- Senior forward KeShawn Murphy has elevated his game during SEC play and is averaging 11.3 points and 8.3 rebounds per game in league action. Murphy has had at least eight rebounds in three of those four contests and notched his first double-double of the season with 16 points and 10 rebounds against Arkansas.
- Murphy is spelled by freshman Filip Jovic who has also raised his game in SEC play and serves as instant energy off the bench. In four SEC games, Jovic is shooting 91 percent from the floor (10-of-11) and 4.8 rebounds per game. at Missouri, he had eight points (4-of-4 shooting), five rebounds, two steals and one blocked shot.
- Auburn has dominated the series with South Carolina of late, having won nine straight games.

AUBURN PROBABLE STARTERS

#	NAME	POS	HT	WT	CL	PPG	RPG	APG	SPG	FG%	3FG%	FT%	MPG
0	Tahaad Pettiford	G	6-1	170	So.	14.0	2.9	3.1	1.2	37.0	27.7	81.0	30.2
1	Kevin Overton	G/F	6-5	200	Sr.	12.9	3.4	1.2	1.5	42.1	35.9	83.1	29.2
3	KeShawn Murphy	F	6-10	230	Sr.	10.1	6.3	1.2	0.8	57.5	39.1	60.6	23.2
7	Keyshawn Hall	F	6-7	225	Sr.	20.9	7.9	3.1	0.7	48.7	42.9	85.8	33.8
33	Sebastian Williams-Adams	F	6-8	230	Fr.	7.4	3.5	2.1	1.3	57.7	30.8	45.6	26.2

NUMERICAL ROSTER

No.	Name	Pos.	Ht.	Wt.	Cl.	Hometown (Last School)
0	Tahaad Pettiford	G	6-1	170	So.	Jersey City, N.J. (Hudson Catholic Regional HS)
1	Kevin Overton	G/F	6-5	200	Jr.	Oklahoma City, Okla. (Texas Tech)
2	Abdul Bashir	G	6-7	165	Jr.	Omaha, Neb. (Casper (Wyo.) College)
3	KeShawn Murphy	F	6-10	230	Sr.	Birmingham, Ala. (Mississippi State)
5	Kaden Magwood	G	6-2	175	Fr.	Louisville, Ky. (Combine Academy (NC))
6	Elyjah Freeman	G/F	6-8	185	So.	Palm Beach, Fla. (Lincoln Memorial)
7	Keyshawn Hall	F	6-7	225	Sr.	Cleveland, Ohio (UCF)
10	Simon Walker	G	6-5	205	Fr.	Huntsville, Ala. (Huntsville HS)
12	Joah Shay	G	5-6	135	So.	Winston-Salem, N.C. (Mount Tabor HS)
13	CJ Williams	G	6-2	185	Sr.	DeLand, Fla. (Fayetteville (Ark.) HS)
14	Emeka Oporum	C	7-0	205	So.	Lagos, Nigeria (Butler (Kan.) CC)
17	Drake Cardwell	G	6-5	195	So.	Augusta, Ga. (Evans HS)
20	Jeremiah Bowman	G/F	6-7	205	Fr.	Glassboro, N.J. (Wilson (Ga.) Academy)
21	Blake Muschalek	G	6-3	190	Jr.	Dallas, Texas (Trinity Christian Academy)
22	Reed Trapp	G	6-6	180	Sr.	Muscle Shoals, Ala. (Birmingham-Southern)
24	Bradley Pearson	G	6-1	160	So.	Auburn, Ala. (Southern Union State CC)
33	Sebastian Williams-Adams	F	6-8	230	Fr.	Hosuton, Texas (St. John's HS)
38	Filip Jović	F	6-8	225	Fr.	Bijeljina, Bosnia and Herzegovina

ALPHABETICAL ROSTER

No.	Name	Pos.	Ht.	Wt.	Cl.	Hometown (Last School)
2	Abdul Bashir	G	6-7	165	Jr.	Omaha, Neb. (Casper (Wyo.) College)
20	Jeremiah Bowman	G/F	6-7	205	Fr.	Glassboro, N.J. (Wilson (Ga.) Academy)
17	Drake Cardwell	G	6-5	195	So.	Augusta, Ga. (Evans HS)
6	Elyjah Freeman	G/F	6-8	185	So.	Palm Beach, Fla. (Lincoln Memorial)
7	Keyshawn Hall	F	6-7	225	Sr.	Cleveland, Ohio (UCF)
38	Filip Jović	F	6-8	225	Fr.	Bijeljina, Bosnia and Herzegovina
5	Kaden Magwood	G	6-2	175	Fr.	Louisville, Ky. (Combine Academy (NC))
3	KeShawn Murphy	F	6-10	230	Sr.	Birmingham, Ala. (Mississippi State)
21	Blake Muschalek	G	6-3	190	Jr.	Dallas, Texas (Trinity Christian Academy)
14	Emeka Oporum	C	7-0	205	So.	Lagos, Nigeria (Butler (Kan.) CC)
1	Kevin Overton	G/F	6-5	200	Jr.	Oklahoma City, Okla. (Texas Tech)
24	Bradley Pearson	G	6-1	160	So.	Auburn, Ala. (Southern Union State CC)
0	Tahaad Pettiford	G	6-1	170	So.	Jersey City, N.J. (Hudson Catholic Regional HS)
12	Joah Shay	G	5-6	135	So.	Winston-Salem, N.C. (Mount Tabor HS)
22	Reed Trapp	G	6-6	180	Sr.	Muscle Shoals, Ala. (Birmingham-Southern)
10	Simon Walker	G	6-5	205	Fr.	Huntsville, Ala. (Huntsville HS)
13	CJ Williams	G	6-2	185	Sr.	DeLand, Fla. (Fayetteville (Ark.) HS)
33	Sebastian Williams-Adams	F	6-8	230	Fr.	Hosuton, Texas (St. John's HS)

BASKETBALL STAFF

Head Coach Steven Pearl (Tennessee '10) – 1st Season
 Associate Head Coach: Ira Bowman (Penn '96) – Eighth Season
 Assistant Coach: Corey Williams (Oklahoma State '02) – Third Season
 Assistant Coach: Ian Borders (Louisville '07) – Eighth Season
 Assistant Coach/Offensive Coordinator: Mike Burgomaster (Miami '16) – 10th Season
 Assistant Coach: Matt Gatens (Iowa '12) – 1st Season
 Athletic Trainer: Clark Pearson (Kentucky '96) – 17th Season
 Strength & Conditioning Coach: Damon Davis (Western Illinois '03) – 17th Season
 Director of Player Development: Marquis Daniels (Auburn '03) – Eighth Season
 Director of Operations: Maddux Jeffreys (Auburn '20) – Fourth Season

PRONUNCIATION GUIDE

TAHAAD Pettiford tuh-HAAD
 Abdul BASHIR..... bah-SHEER
 KADEN Magwood K-den
 ELYJAH Freemanuh-LIE-juh
 Blake MUSCHALEK..... mah-SHAW-lick
 JOAH Shay JOE-ah
 EMEKA OPURUM uh-mek-AH OH-purr-UM
 FILIP JOVIĆ Philip YO-vich

UNIVERSITY INFORMATION

Location.....Auburn, Ala.
 Founded.....1856
 Enrollment.....33,015
 Nickname.....Tigers
 Colors.....Burnt Orange and Navy Blue
 Conference.....Southeastern (SEC)

ADMINISTRATION

President.....Dr. Christopher B. Roberts
 Director of Athletics.....John Cohen
 Athletics Phone.....855-282-2010

COACHING STAFF

Head Coach.....Steven Pearl
 Alma Mater.....Tennessee '10
 Career Record.....11-7 (.611)
 Seasons.....First
 Record at Auburn.....11-7 (.611)
 Seasons.....First
 Associate Head Coach.....Ira Bowman
 Alma Mater.....Penn '96
 Assistant Coach.....Corey Williams
 Alma Mater.....Oklahoma State '02
 Assistant Coach/OC.....Mike Burgomaster
 Alma Mater.....Miami '16
 Assistant Coach.....Ian Borders
 Alma Mater.....Louisville '07
 Assistant Coach.....Matt Gatens
 Alma Mater.....Iowa '12
 Athletic Trainer.....Clark Pearson
 Alma Mater.....Kentucky '96
 Strength & Conditioning Coach.....Damon Davis
 Alma Mater.....Western Illinois '03
 Director of Player Development.....Marquis Daniels
 Alma Mater.....Auburn '03

PROGRAM HISTORY

First Year of Basketball.....1905-06
 All-Time Record.....1490-1253-1 (.543)
 All-Time SEC Record.....653-768 (.459)
 SEC Championships.....5
 (1960, 1999, 2018, 2022, 2025)
 SEC Tournament Titles.....3
 (1985, 2019, 2024)
 NCAA Tournament Appearances.....14
 NCAA Tournament Record.....23-14
 All-Americans.....15
 All-SEC Selections.....102

TEAM INFORMATION

2024-25 Record.....32-6
 SEC Record (Finish).....15-3 (1st)
 Associated Press Final Ranking.....No. 4
 USA TODAY/Coaches Final Ranking.....No. 4
 Letterwinners Returning/Lost.....6/12
 Starters Returning/Lost.....0/5
 Newcomers.....10

STATISTICAL COMPARISON**AUBURN****2025-26 STATISTICS (JAN. 15)****SOUTH CAROLINA**

NCAA	SEC	Value	Statistic	NCAA	SEC	Value
127	12	1.31	Assist/Turnover Ratio	58	7	1.50
175	14	14.5	Assists Per Game	143	12	14.9
146	10	24.88	Bench Points per game	66	7	29.18
54	9	4.5	Blocks Per Game	317	16	2.4
99	11	0.541	Effective FG pct	114	13	0.537
86	9	13.35	Fastbreak Points	309	16	8.06
91	10	47.2	Field Goal Percentage	134	13	46.3
291	16	45.7	Field Goal Percentage Defense	180	13	43.8
115	3	16.9	Fouls Per Game	141	5	17.2
6	3	27.9	Free Throw Attempts Per Game	168	13	21.3
166	11	72.4	Free Throw Percentage	7	1	78.7
7	3	20.2	Free Throws Made Per Game	93	10	16.8
57	6	5.9	Rebound Margin	233	16	0.2
234	16	24.12	Rebounds (Defensive) Per Game	188	14	24.88
10	3	14.41	Rebounds (Offensive) Per Game	323	16	9.29
80	10	38.53	Rebounds Per Game	272	16	34.18
310	15	79.4	Scoring Defense	134	5	71.8
120	13	7.4	Scoring Margin	120	13	7.4
30	7	86.7	Scoring Offense	132	15	79.2
94	6	7.9	Steals Per Game	329	16	5.3
141	10	24.6	Three Point Attempts Per Game	60	6	27.5
158	10	34.4	Three Point Percentage	294	14	31.4
273	13	35.0	Three Point Percentage Defense	48	3	30.2
134	8	8.5	Three Pointers Per Game	120	7	8.6
112	7	1.4	Turnover Margin	208	10	-0.1
167	5	12.47	Turnovers Forced Per Game	340	16	9.82
102	8	11.1	Turnovers Per Game	28	3	9.9
143	13	58.8	Winning Percentage	143	13	58.8

SERIES HISTORY**SERIES BREAKDOWN**

Series History	Auburn leads, 33-19
In Auburn	Auburn leads, 14-8
In Columbia	Auburn leads, 15-9
Neutral Site	Auburn leads, 4-2
Current Streak	Auburn, W9

SERIES GAME-BY-GAME (LAST 10 - AU, 9-1)

Jan. 11, 2025	A	W	66	63
March 15, 2024	N	W	86	55
Feb. 14, 2024	H	W	101	61
Jan. 21, 2023	A	W	81	66
March 5, 2022	H	W	82	71
Jan. 4, 2022	A	W	81	66
Jan. 23, 2021	A	W	109	86
Jan. 22, 2020	H	W	80	67
March 15, 2019	W	W	73	64
Jan. 22, 2019	A	L	77	80

HEAD COACHES**STEVEN PEARL (TENNESSEE, '10)**

Career Record	11-6 (1st season)
Record at Auburn	11-6 (1st season)
SEC Record	2-1
SEC Tournament Record	0-0
Home	8-1
Away	0-2
Neutral	3-3
vs. AP Top 25	2-5
vs. Missouri	0-0

LAMONT PARIS (WOOSTER, '96)

Career Record	146-128 (9th year)
Record at South Carolina	59-56 (4th year)
vs. Auburn	0-4

LAST GAME: MISSOURI 84, AUBURN 74

- Auburn placed four scorers in double figures, but Missouri hit nine 3-pointers to remain unbeaten at home, defeating Auburn 84-74 Wednesday at Mizzou Arena.
- Kevin Overton and Elyjah Freeman each scored 13 points for Auburn, combining for five of the Tigers' six 3-pointers on 11 shots from deep. The rest of the team was 1-for-10 from 3-point range.
- Trailing 38-34 at halftime, Auburn struggled with turnovers in the second half, resulting in Missouri taking a double-digit lead.
- Down 13 with four minutes remaining, Auburn used a full-court press and seven free throws to cut Missouri's lead to six points with two and a half minutes to go.
- Auburn forced a turnover with 2:07 to play and pulled within four points on Keyshawn Hall's jumper, but Missouri beat the press for a 3-point play eight seconds later and steadily pulled away to improve to 11-0 at home.
- Hall endured a rare off shooting night but still flirted with a triple double, scoring 10 points and leading Auburn with nine rebounds and seven assists.
- Sebastian Williams-Adams made 4-of-5 field goals, including his only 3-point attempt, and went 3-for-3 from the free-throw line to total 12 points before fouling out in 19 minutes.
- Auburn got off to a promising start, using a 7-0 run to take a 12-5 lead after Freeman's 3-pointer and dunk. Missouri took control by making five 3-pointers in the final eight minutes of the half to lead by four at intermission.

AUBURN POSTGAME NOTES - MISSOURI

- Auburn used the starting lineup of Tahaad Pettiford, Kevin Overton, Keshawn Hall, KeShawn Murphy and Sebastian Williams-Adams. It is the fifth time the group has started this season (3-2). Hall and Overton have each started 16 games this season, while Pettiford has 15 starts on the year, Murphy has started 14 contests and Williams-Adams has started 10 of the first 17 games of his career.
- Auburn went 20-of-28 from the free throw line on the night, marking the 10th time this season the Tigers have made at least 20 free throws in a game.
- Auburn out-rebounded Missouri, 34-33. It is the fifth straight game the Tigers have out-rebounded an opponent, including all four SEC games. Auburn is +6.4 on the boards in league play.
- Auburn placed four players in double figures, led by Overton and Freeman with 13 points apiece. Overton, who scored a team-high 10 points in the second half, went 4-of-10 from the floor, including 3-of-7 from deep, and 2-of-2 from the free throw line in 32 minutes. He has scored in double figures in a career-best six straight games. Over that stretch, he has averaged 17.2 points.
- Freeman finished 4-of-8 shooting, including 2-of-4 from 3-point range, and was 3-of-6 from the foul line, and he added two rebounds and a block in 27 minutes. He has scored in double figures in five of the last seven games. Over the stretch, the sophomore has averaged 14.3 points on 52.4 percent shooting.
- Williams-Adams added 12 points on 4-of-5 shooting, including making his only 3-point attempt, and he made all three of his free throw attempts. He added three rebounds, one assist and one block in 19 minutes. The freshman has scored in double figures three times in the last five games. During that time, he is shooting 55.6 percent on field goals.

LAST MEETING VS. SOUTH CAROLINA: JAN. 11, 2025

- Tahaad Pettiford passed to Dylan Cardwell for a go-ahead dunk, then made a pair of free throws with 4 seconds left to lead No. 2 Auburn to a come-from-behind 66-63 win over South Carolina Saturday at Colonial Life Arena, a victory that will likely vault the Tigers to the No. 1 ranking for the second time in program history.
- Trailing by six at the half, Auburn erased South Carolina's lead before Collin Murray-Boyle broke a tie with a basket on which Auburn's Johni Broome landed awkwardly on his left ankle and missed the rest of the game.
- Auburn rallied with Broome in the locker room, taking its first lead of the second half on Chaney Johnson's 3-pointer.
- After the Gamecocks went ahead 63-62 on a layup with 5:18 to play, Auburn shut out South Carolina the rest of the game, forcing misses on the Gamecocks' last six field goals.
- With the shot clock winding down, Pettiford drove and dished to Cardwell for a dunk that gave Auburn a one-point lead with 1:32 remaining.
- Cardwell blocked a shot to preserve Auburn's lead before fouling out with 9 seconds left. South Carolina's Nick Pringle missed both free throws, forcing the Gamecocks to foul. Pettiford made a pair from the free-throw line to put Auburn up by three.

AUBURN WITH NO. 3 SOS

- The Tigers currently have the nation's #3 Strength of Schedule. Auburn has played six Top 25 teams, including four in the AP Top 10 (No. 1 Arizona, No. 4 Michigan, No. 5 Purdue, No. 7 Houston) along with No. 17 Arkansas and No. 21 Georgia. Auburn also beat St. John's when they were ranked No. 14.
- The Missouri game was Auburn's 10th game against a Quad 1 or Quad 2 opponent this season.

AUBURN QUAD RECORDS:

QUAD 1 (3-6)

Nov. 16 vs. #1 Houston - L, 72-73 (Neutral)
 Nov. 25 vs. #7 Michigan - L, 72-102 (Neutral)
 Nov. 26 vs. #14 St. John's - W, 85-74 (Neutral)
 Dec. 3 vs. NC State - W, 83-73 (Home)
 Dec. 6 at #2 Arizona - L, 68-97 (Road)
 Dec. 20 vs. #6 Purdue - L, 60-88 (Neutral)
 Jan. 3 at #23 Georgia (L, 100-104 OT)
 Jan. 10 vs. #15 Arkansas - W, 95-73 (Home)
 Jan. 14 at Missouri - L, 74-84, (Away)

QUAD 2 (0-1)

Jan. 6 vs. Texas A&M - L, 88-90 (Home)

QUAD 3 (1-0)

Nov. 24 vs. Oregon - W, 84-73 (Neutral)

QUAD 4 (6-0)

Nov. 3 vs. Bethune-Cookman - W, 95-90 (OT) (Home),
 Nov. 6 vs. Merrimack - W, 95-57 (Home)
 Nov. 11 vs. Wofford - W, 93-62 (Home)
 Nov. 19 vs. Jackson State - W, 112-66 (Home)
 Dec. 13 vs. Chattanooga - W, 92-78 (Neutral)
 Dec. 29 vs. Queens - W, 106-65 (Home)

(Rankings at the time of when Auburn played them)

2025-26 HONORS

KEYSHAWN HALL

- Karl Malone Award Preseason Watch List
- Lute Olson Award Early Season Watch List
- Dick Vitale National Player of the Week (1/12)

TAHAAD PETTIFORD

- Blue Ribbon CBB Yearbook Preseason First Team All-America
- Sporting News Preseason Third Team All-America
- Jay Bilas Preseason Third Team All-America
- Jon Rothstein Preseason Honorable Mention All-America
- NABC Player of the Year Preseason Watch List
- USBWA Player of the Year Preseason Watch List
- Naismith Player of the Year Preseason Watch List
- Oscar Robertson Trophy Preseason Watch List
- Bob Cousy Award Preseason Watch List
- SEC Preseason First Team All-SEC (Coaches)
- SEC Preseason First Team All-SEC (Media)

STEVEN PEARL IN FIRST SEASON

- Head coach Steven Pearl has faced six Final Four coaches in his first 17 games this season. The six Pearl faced to start the season: Kelvin Sampson (Houston), Dusty May (Michigan), Dana Altman (Oregon) Rick Pitino (St. John's), Matt Painter (Purdue) and John Calipari (Arkansas). The six coaches have been to a combined 19 Final Fours.
- Pearl's win over No. 14 St. John's on Nov. 26 was his first ranked victory as a head coach, coming in his eighth contest this season making him the fastest first-year head coach at Auburn to defeat a ranked opponent. He has defeated Hall of Famers in Patino and John Calipari.
- Pearl has faced four of the top six winningest active coaches in NCAA DI and will face five of the six before the end of the regular season.
- In the last 50 seasons (since 1976-77), Pearl is one of just 11 first-time Division I head coaches to be ranked in the first seven weeks or more of the Associated Press poll and just the second to accomplish the feat in the last 20 seasons, joining Duke's Jon Scheyer (10 consecutive weeks).

PEARL VS. ACTIVE DIVISION I WINNINGEST COACHES (wins thru 1/6/26)

Rick Barnes, Tennessee	848	1/31/26 in Knoxville
John Calipari, Arkansas	848	W, 95-73 on Jan. 10; 2/14/26 in Fayetteville
Bill Self, Kansas	828	---
Kelvin Sampson, Houston	815	L, 72-73 on Nov. 16
Dana Altman, Oregon	788	W, 84-73 on Nov. 24
Rick Pitino, St. John's	774	W, 85-74 on Nov. 26

FIRST-TIME, D-I HEAD COACHES RANKED IN FIRST SEVEN WEEKS OF AP POLL

Coach, School	Season	Polls
Jamie Dixon, Pitt	2003-04	18
Bill Guthridge, UNC	1997-98	18
Gary Cunningham, UCLA	1977-78	17
Jeff Jones, Virginia	1990-91	15
Joey Meyer, DePaul	1984-85	12
Jon Scheyer, Duke	2022-23	10
Pete Hermann, Navy	1986-87	9
Steven Pearl, Auburn	2025-26	7
Mark Few, Gonzaga	1999-00	7
Larry Farmer, UCLA	1981-82	7
Larry Brown, UCLA	1979-80	7

AUBURN HEAD COACHES QUICKEST TO WIN VS. AP TOP 25

AU Gms	Coach	Score	Date - Opponent
8	Steven Pearl	85-74	11/26/25 vs. #14 St. John's
13	Cliff Ellis	104-90	1/14/95 vs. #4 Arkansas
15	Bill Lynn	81-63	2/1/64 vs. #5 Vanderbilt
30	Tommy Joe Eagles	78-76	3/9/90 vs. #16 LSU
35	Bob Davis	90-85	1/11/75 vs. #7 Kentucky
51	Bruce Pearl	75-70	1/16/16 vs. #13 Kentucky
57	Tony Barbee	65-60	2/18/12 vs. #23 Miss St
78	Jeff Lebo	83-80	1/17/07 vs. #22 Tennessee
103	Sonny Smith	83-81	2/3/82 vs. #9 Kentucky
157	Joel Eaves	74-65	2/27/56 vs. #7 Vanderbilt

TEAM NOTES

- In Auburn's last seven wins, the Tigers are shooting 57.1% in the second half, including 59.7% (104-of-174) from 2 and 51.2% (40-of-78) from 3. Against Jackson State (Nov. 19), Auburn shot 74.1% (20-of-27) in the final 20 minutes, including a perfect 12-of-12 from inside the arc. In the second half of wins at the Players Era, the Tigers hit on 57.1% against Oregon and 64.0% versus St. John's.
- The Tigers have won 64 consecutive non-conference games at Neville Arena dating back to the start of the 2016-17 season, the longest such streak among Division I programs.
- This season Auburn is 10-2 when shooting 40% or better from the field and have shot 50%+ six times (all wins) this year. Dating back to last season, AU is 19-1 when shooting 50%+.
- The 2025-26 schedule includes 23-of-31 games against 2025 tournament teams, including 16-of-18 SEC games. Seven non-con games feature 2025 tournament teams: Wofford, Houston, Oregon, Michigan, St. John's, Arizona and Purdue. Five of six are neutral site or road games.
- AU has won five SEC titles (regular season or tournament) since 2018, most in the league.
- Auburn has two Final Four appearances in the last six tournaments and are one of four schools with multiple Final Fours during that time.

KEY HALL IS A BUCKET

- Senior transfer Keyshawn Hall, who led the Big 12 in scoring last season while at UCF, is third in the SEC in scoring (20.9 ppg) and fifth in rebounding (7.9 rpg). Hall is the only player in the SEC to rank top 10 in both scoring and rebounding. In SEC play, he is averaging 23.5 ppg.
- Hall is leading the nation in free throws made (121). A total of 36.1 percent of Hall's points this season have come from the foul line.
- Against Texas A&M and Arkansas, the Cleveland, Ohio, native became the first Auburn player in 32 years to have back-to-back 30+ point games, going for 32 in each of those contests.
- Hall's 93 points through the first four games of the season were the third most by an AU player dating back to 1977-78 season, trailing only Jeff Moore's 98 in 1986-87 and Wesley Person's 96 in 1993-94. With 18 points in his fifth game, Hall became just the 15th player during that time to score 100+ points in the first five games of the season over the last 48 years.
- Hall has six double-doubles this season and 19 for his career.

TAHAAD BREAKOUT PERFORMANCE AT PLAYERS ERA

- Sophomore Tahaad Pettiford had his best three-game stretch of his Auburn career at the Players Era in Las Vegas, leading the 16-team field in scoring, averaging 22.3 points over three games. The 67 points were the most over a three-game span in his AU career.
- Pettiford had a then career-high 27 points, including 18 in the second half against St. John's. He scored 12 consecutive AU points in two-minute span late in the second half to break a tie into a 6-point AU lead.
- For the tournament he shot 48.9% from the field including 42.1% from three. He was 7-of-14 from 3-point range in the last two games in the event, including 3-of-8 in the win over St. John's.

COMFORTABLE AWAY FROM HOME

- Away from Auburn, Pettiford has played well during his career averaging 15.0 ppg while shooting 45.1% (161-of-357) and .39.8% (73-of-184) from 3 in 31 career games. In contrast, he averages 8.6 points per at Neville Arena.
- This season, the sophomore is averaging 19.0 ppg while shooting 44.2% (58-of-131) and 37.8% (25-of-66) from 3 in nine contests away from Neville Arena. In a loss at then No. 2 Arizona, Pettiford had a career-high 30 points, draining 5-of-9 from long range.
- In Pettiford's last five games on the road, the Jersey City, N.J., native is averaging 17.8 ppg on 45.0% (40-of-89) shooting.

RANKED FOES BRING OUT BEST IN Tahaad

- In 25 career games against ranked opponents, Pettiford is averaging 15.3 points per game. This year, Pettiford is averaging 17.7 ppg seven games versus ranked opponents this season.
- Pettiford has scored in double figures in 20-of-25 games (80.0%) against ranked teams, including 20+ in eight games (33%) vs. ranked teams.

PETTIFORD SPLITS VERSUS RANKED/UNRANKED

	G	PPG	FG%	3FG%	10+ PTS	20+ PTS
vs. Ranked	25	15.7	45.1 (129-286)	39.7 (60-151)	20	8
vs. Unranked	30	9.7	34.6 (93-269)	28.6 (41-143)	15	3

FREEMAN FROM THE BENCH

- Prior to the Chattanooga game on Dec. 13, Sophomore Division II transfer Elyjah Freeman volunteered to come off of the bench after starting the previous nine games.
- In the seven games since becoming the 6th man, Freeman is averaging 14.3 points per game, including an Auburn career-high 27 against Queens. He has scored double figures in five of those seven games, and overall he is averaging 10.6 ppg this season.

CAREER NIGHT FOR KO

- Junior guard/forward Kevin Overton had a career night in Auburn's ACC/SEC Challenge win over NC State, scoring a career and game-high 29 points on 8-of-13 shooting, including 6-of-9 from behind the arc. The Oklahoma City native was a perfect 7-of-7 from the free throw line.
- Overton established new career-bests for points (29), rebounds (9), field goals made (8) and three-point field goals made (6).
- His six three pointers were the most by an AU player this season and most since Miles Kelly drilled seven in the Tigers' 2025 NCAA Tournament opener against Alabama State.

ANOTHER CHALLENGING SCHEDULE AHEAD

- Auburn's schedule last season was the most difficult in program history as the Tigers played 17 games against AP top 15 opponents. The 2025-26 schedule includes 23-of-31 games against 2025 NCAA Tournament teams, including 16-of-18 SEC games. Six non-conference games feature 2025 NCAA Tournament teams: Wofford, Houston, Oregon, Michigan, St. John's, Arizona and Purdue. Six of the seven are neutral site or road games.
- Auburn plays five teams that won their conference tournament last season: Houston (Big 12), Michigan (Big 10), St. John's (Big East), Florida (SEC) and Wofford (Southern).

TALE OF TWO SEASONS

- Auburn's 2025 Final Four squad featured three players currently on NBA rosters and a starting five that had two players with more combined DI starts than the entire projected starting lineup this season.

2024-25 Starters	Career G-GS	2025-26 Proj Starters	Career G-GS
Johni Broome	168-163	Keyshawn Hall	80-61
Denver Jones	131-105	Kevin Overton	71-36
Miles Kelly	133-96	Elyjah Freeman (D2)	31-28
Chad Baker-Mazara	119-56	KeShawn Murphy	74-3
Dylan Cardwell	166-40	Tahaad Pettiford	38-1
TOTAL	717-460	TOTAL	294-131

MOST WINS IN SEC IN LAST EIGHT YEARS

- The Tigers' 212 wins since the start of the 2017-18 season are second most in the SEC (as of games through Jan. 14), with Tennessee one ahead (213) and 14 more than Kentucky (198).

SEC records since 2017-18 (Thru Games on Jan. 14)

Tennessee	213-79
Auburn	212-78
Kentucky	198-88
Alabama	195-100
Arkansas	187-105
Florida	183-103
Texas	180-107
Texas A&M	169-108
LSU	165-112
Mississippi State	160-111
Oklahoma	158-116
Missouri	146-127
Ole Miss	142-133
Georgia	135-139
South Carolina	134-129
Vanderbilt	127-149

FOUNTAIN OF YOUTH

- Relative to the rest of the SEC, Auburn returns the 11th fewest rebounds (6.6%), 12th fewest points (14.3%), and 13th fewest minutes (11.9%) based off percentage returning from last year.
- Since 2000 (last 26 years), this season is the fewest number of starts returning from the previous season (Tahaad Pettiford, 1 game).

EIGHT TIGERS ON NBA OPENING DAY ROSTERS

- Auburn has eight former players on 2025-26 NBA Opening Day rosters including three Tigers from last season's Final Four team. The list includes Johni Broome (Philadelphia), Dylan Cardwell (Sacramento), Sharife Cooper (Washington), Miles Kelly (Dallas), Walker Kessler (Utah), Davion Mitchell (Miami), Isaac Okoro (Chicago), and Jabari Smith (Houston). Broome and Cooper were recently assigned to their respective organization's G-League teams.

MAGIC NUMBER 22

- Auburn head coach Steven Pearl wore No. 22 during his playing days at Tennessee and was named Auburn's 22nd head basketball coach on the 22nd of September this year. Ironically, the number of his first street address in Auburn was 2222.

2024-25 SEASON RECAP: SEC CHAMPS, FINAL FOUR

- The Tigers are coming off the most successful season in program history after winning the Southeastern Conference Championship, advancing to their second Final Four in the previous six tournaments, while winning a school-record 32 games. Auburn secured the overall No. 1 seed in the NCAA Tournament and were ranked No. 1 in the country for a program-record eight consecutive weeks earlier in the season.
- The Tigers spent a program-best, eight-straight weeks ranked No. 1 in the national polls and became one of only two SEC teams to ever be ranked No. 1 for at least six-straight weeks in the AP Poll next to Kentucky.
- Auburn finished the season ranked No. 4 in the final Associated Press Top 25 Poll, which tied the 1998-99 squad for the highest finish in the AP Poll in program history.
- Senior Johni Broome was named a consensus first team All-American and earned National Player of the Year honors from The Sporting News and Field of 68. A finalist for the Naismith Trophy and John R. Wooden Award, Broome became the third-ever Auburn player to be named SEC Player of the Year (Coaches or AP) along with Charles Barkley (1984) and Chris Porter (1999).
- The Tigers compiled a nation-leading 16 Quad 1 wins during the regular season and went 12-5 against Top 25 competition highlighted by wins over No. 4 Houston, No. 16 Purdue, No. 15 Mississippi State, No. 23 Georgia, No. 6 Tennessee, No. 23 Ole Miss, No. 2 Alabama (first-ever No. 1 vs. No. 2 meeting between SEC teams), No. 14 Michigan and No. 8 Michigan State.
- They were crowned the Maui Invitational champions with victories over No. 5 Iowa State, No. 13 North Carolina and Memphis – the team's third-straight, in-season tournament title.
- Auburn secured a historic No. 1 overall NCAA Tournament seed by winning the SEC regular season by traversing a historic gauntlet of league games with a 15-3 mark and playing the nation's toughest schedule, according to Team Rankings, ahead of Alabama, Arizona, Tennessee and Houston in the Top 5.
- Auburn's body of work included 24 of its 33 regular-season games against the NCAA Tournament field with the Tigers posting a 19-5 record in those games.
- Won the NCAA Southeast Regional by beating Michigan State in the Elite Eight and making the second NCAA Final Four appearance in school history under head coach Bruce Pearl.
- Auburn joined Arkansas, Florida and Kentucky as the only SEC schools to make multiple Final Fours in conference history.
- The Tigers boasted the eighth-highest net rating (+35.05) in KenPom history (since 2001-02) as well as the sixth-highest offensive efficiency in the platform's existence (127.2).



STEVEN PEARL

HEAD COACH

12TH SEASON AT AUBURN - FIRST SEASON AS HEAD COACH - TENNESSEE '10

Steven Pearl was named Auburn's 22nd head men's basketball coach on Sept. 22, 2025, and is in his 12th season with the program. An integral part of the best era of men's basketball at Auburn, Pearl has helped the program win five SEC Championships over the last eight

years including two Final Four runs in 2019 and 2025 as an assistant coach and associate head coach and defensive coordinator during the last two seasons.

Named one of the 50 most impactful high-major assistant coaches in NCAA Division I basketball by Silver Waves Media the last two years, Pearl has helped Auburn to six NCAA Tournament appearances, while producing four NBA Draft first-round picks in Chuma Okeke, Isaac Okoro, Jabari Smith and Walker Kessler and second-round pick Johni Broome.

This past season, Pearl helped Auburn to a historic season that saw the Tigers win the SEC Championship and make the program's second Final Four in the last six NCAA Tournaments and were ranked No. 1 for a school-record eight consecutive weeks. Auburn won a school-record 32 games with the most difficult schedule in the country, notching 16 wins over Quad 1 opponents.

In addition, the Tigers were ranked No. 1 in the country for the first time ever during the 2021-22 season and were ranked a school-record 32-consecutive weeks in The Associated Press Top 25 Poll from Oct. 18, 2021, to Feb. 5, 2023.

His duties on the bench include opponent scouting, defensive strategies and adjustments as well as in-game play calling. Pearl has also played a huge role in the development of Auburn's big men to go along with a fervent recruiting strategy.

Under Pearl's defensive direction, Auburn's field goal percentage defense over the last four seasons is best four-year span in school history and its three-point field goal percentage defense over the last three seasons is the best three-year span in Auburn history.

Auburn has ranked in the Top 10 nationally in overall defense three times in the last four seasons and is just one of only four teams in Division I to accomplish the feat. During that time, the Tigers have ranked in the top 13 in the country in effective field goal percentage defense each of the last four seasons.

His Auburn defensive over the last four seasons in the Southeastern Conference ranks second in three-point field goal percentage (.299), third in field goal percentage (.396) and fourth in scoring defense (68.1 ppg).

During Pearl's time on staff, Auburn has produced and developed seven NBA Draft picks and four All-Americans – more pros than the previous two decades. The Tigers have also won more NCAA Tournament games than any SEC program over the last seven years.

Auburn has been a hotbed for producing and developing this next-level talent, particularly from the Atlanta area, including the recruitment of current pros Okoro (No. 5 overall pick by the Cleveland Cavaliers in 2020), Kessler (No. 22 overall pick by the Memphis Grizzlies in 2022) and Sharife Cooper (No. 48 overall pick by the Atlanta Hawks in 2021).

Over the last three years, Steven Pearl has taken the lead in transfer

portal recruiting, landing some of the top transfers in the country in Kessler, Wendell Green Jr., Johni Broome, Denver Jones, and Miles Kelly. Kessler earned All-America, National Defensive Player of the Year, SEC Defensive Player of the Year and All-SEC First Team honors.

Broome developed into one of the best players in Auburn history, as he was named the SEC Player of the Year, was National Player of the Year and a unanimous first team All-America selection last season. Green Jr. was a second team All-SEC selection while Jones was named to the SEC's All-Defensive team.

Pearl served as acting head coach against North Alabama resulting in his first career coaching victory, 70-44, on Dec. 14, 2021, at Neville Arena.

In April of 2022, he also participated in the National Association of Basketball Coaches and Athletic Director U's invitation-only Collegiate Coaching Consortium at the 2022 NCAA Men's Final Four in New Orleans. The consortium brought together rising basketball coaches and Division I athletic directors for a rigorous, multi-day academy, helping those rising coaches prepare for their first head coaching opportunity.

Pearl spent the 2015-16 and 2016-17 seasons as the director of basketball operations after his first year as an assistant strength and conditioning coach. As the director of operations, he was in charge of team travel while also helping plan team practices, working with the team's academics and all of the Auburn Basketball Camps.

Pearl was a four-year letterwinner for his father, Bruce Pearl, at Tennessee, playing in 101 games from 2007-11. He helped Tennessee to back-to-back SEC East Championships in 2008 and 2009, with the '08 team winning the league by two games over Kentucky and Mississippi State. He also appeared in the NCAA Tournament each year he was a part of the program with the Volunteers advancing to the Sweet 16 in 2007 and 2008 and the Elite 8 in 2010.

Pearl, who was a three-time member of the SEC Academic Honor Roll, graduated from the University of Tennessee with a degree in marketing and international business in December 2010. He has also taken classes towards a graduate degree.

Following graduation, Pearl was a medical sales representative for Stryker Corp for three years before joining the Auburn staff. He and his wife, Brittany, were married on Aug. 27, 2022, and have a daughter named Lainey born in December 2024.

STEVEN PEARL FILE

Birthdate	September 14, 1987 (age 38)
Alma Mater	Tennessee (2010)
Playing Experience	Tennessee, 2007-2011
Coaching Experience	Auburn, Head Coach (2025-present)
	Auburn, Associate Head Coach (2023-25)
	Auburn, Assistant Coach (2017-23)

TV/RADIO ROSTER CHART



0 Tahaad Pettiford
G • 6-1 • 170 • So.
Jersey City, N.J.



1 Kevin Overton
G/F • 6-5 • 200 • Jr.
Oklahoma City, Okla.



2 Abdul Bashir
G • 6-7 • 165 • Jr.
Omaha, Neb.



3 Keshawn Murphy
F • 6-10 • 230 • Sr.
Birmingham, Ala.




5 Kaden Magwood
G • 6-2 • 175 • Fr.
Louisville, Ky.




6 Elyjah Freeman
G/F • 6-8 • 185 • So.
Palm Beach, Fla.



7 Keyshawn Hall
F • 6-7 • 240 • Sr.
Cleveland, Ohio



10 Simon Walker
G • 6-5 • 205 • Fr.
Huntsville, Ala.



12 Joah Shay
G • 5-6 • 135 • So.
Winston-Salem, N.C.



13 CJ Williams
G • 6-2 • 185 • Sr.
DeLand, Fla.




14 Emeke Oporum
C • 7-0 • 205 • So.
Lagos, Nigeria



17 Drake Cardwell
G • 6-5 • 195 • So.
Augusta, Ga.



20 Jeremiah Bowman
G/F • 6-7 • 205 • Fr.
Glassboro, N.J.



21 Blake Muschalek
G • 6-3 • 190 • Jr.
Dallas, Texas



22 Reed Trapp
G • 6-6 • 180 • Sr.
Muske Shoals, Ala.



24 Bradley Pearson
G • 6-1 • 160 • So.
Auburn, Ala.



33 Sebastian Williams-Adams
F • 6-8 • 230 • Fr.
Houston, Texas



38 Filip Jovic
F • 6-8 • 225 • Fr.
Bijeljina, Bosnia and Herzegovina



STEVEN PEARL
Head Coach
1st Season

TIGER POLL NOTES

- Auburn was ranked a program-record 41 consecutive Associated Press from Jan. 1, 2024 through Dec. 22, 2025. It was the fifth-longest active streak behind Houston (113), Tennessee (87), Purdue (66) and Duke (51) before it was snapped last week.
- Final ranking of No. 4 last season equaled the program record for highest finish, equaling the feat accomplished by the 1998-99 squad.
- Finished ranked in the Associated Press Top 25 final poll for four consecutive years and seven of the last eight seasons.
- Spent a program-record 20 consecutive weeks in ranked in the Top 5 in 2024-25 from the first regular season poll until the final rankings.
- Were ranked No. 1 in the country for a school-record eight consecutive weeks from Jan. 1, 2025 until March 3, 2025.
- Auburn is one of just two Southeastern Conference schools to ever be ranked No. 1 in the AP poll for at least six-straight weeks.
- Auburn has been ranked No. 1 in the AP for 11 weeks in program history, first debuting at the top spot on Jan. 24, 2022 until Feb. 7, 2022.
- Finished No. 3 in the final NET rankings in 2024-25, a program-best. The Tigers were 18-6 in Quad 1 games, which were the most wins (18) and games vs. Quad 1 opponents (24) in the country. The next most were 16 wins by Florida, Houston and Michigan State with the next most Quad 1 games coming from Kentucky and Michigan.

AP POLL HISTORY					
RANKED	WEEKS	LAST TIME	GAMES	RECORD	PCT.
No. 1	11	3/3/2025	21	17-4	.809
No. 2	11	1/6/2025	18	12-6	.667
No. 3	5	3/10/2025	9	7-2	.778
No. 4	17	2025 Final	32	25-7	.781
No. 5	7	11/11/2024	13	11-2	.846
No. 6	6	12/14/1999	12	11-1	.917
No. 7	10	3/18/2024	10	7-3	.700
No. 8	12	1/22/2024	22	14-8	.636
No. 9	8	1/3/2022	9	8-1	.889
No. 10	7	2/3/2020	11	6-5	.546
No. 11	12	2024 Preseason	20	16-4	.800
No. 12	10	3/11/2024	14	12-2	.857
No. 13	10	3/4/2024	23	19-4	.826
No. 14	6	2/19/2024	15	11-4	.733
No. 15	4	1/23/2023	9	6-3	.667
No. 16	11	1/29/2024	13	9-4	.692
No. 17	10	3/9/2020	18	14-4	.778
No. 18	5	2024 Final	10	7-3	.700
No. 19	11	12/12/2023	13	9-4	.692
No. 20	10	12/1/2025	15	8-7	.533
No. 21	7	12/8/2025	10	8-2	.800
No. 22	7	11/17/2025	19	15-4	.790
No. 23	3	12/19/2022	7	5-2	.714
No. 24	2	2000 Final	5	3-2	.600
No. 25	2	1/1/2024	2	2-0	1.000
TOTAL			351	262-89	.746

AP POLL (JAN. 12 - WEEK 11)				
RK	TEAM	RECORD	PTS	PREV
1	Arizona (60)	16-0	1524	1
2	Iowa State (1)	16-0	1448	3
3	UConn	16-1	1358	4
4	Michigan	14-1	1300	2
5	Purdue	15-1	1253	5
6	Duke	15-1	1237	6
7	Houston	15-1	1130	7
8	Nebraska	16-0	1056	10
9	Gonzaga	17-1	1050	8
10	Vanderbilt	16-0	1035	11
11	BYU	15-1	1031	9
12	Michigan State	14-2	865	12
13	Illinois	13-3	778	16
14	North Carolina	14-2	659	17
15	Texas Tech	12-4	609	14
16	Virginia	14-2	515	23
17	Arkansas	12-4	492	15
18	Alabama	11-5	470	13
19	Florida	11-5	349	NR
20	Louisville	12-4	336	20
21	Georgia	14-2	227	18
22	Clemson	14-3	218	NR
23	Utah State	14-1	161	NR
24	Tennessee	11-5	140	21
25	Seton Hall	14-2	136	NR
Others receiving votes: Saint Louis, Kansas, Iowa, Miami (OH), Villanova, Wisconsin, Miami, Texas A&M, UCF, Saint Mary's, SMU, AUBURN, George Mason, NC State, St. John's, USC				

COACHES POLL (JAN. 12 - WEEK 11)				
RK	TEAM	RECORD	PTS	PREV
1	Arizona (29)	16-0	773	2
2	Iowa State (1)	16-0	729	3
3	Michigan	14-1	671	1
4	UConn	16-1	666	4
5	Purdue	15-1	634	5
6	Duke	15-1	606	6
7	Houston	15-1	579	7
8	Vanderbilt	16-0	557	10
9	Gonzaga	17-1	547	8
10	Nebraska	16-0	534	11
11	BYU	15-1	510	9
12	Michigan State	14-2	433	13
13	Illinois	13-3	378	16
14	Texas Tech	12-4	336	14
15	North Carolina	14-2	322	17
16	Virginia	14-2	272	23
17	Arkansas	12-4	237	15
18	Alabama	11-5	230	12
19	Louisville	12-4	198	18
20	Florida	11-5	145	NR
21	Clemson	14-3	122	NR
22	Georgia	14-2	105	20
23	Iowa	12-4	88	19
24	Utah State	14-1	78	NR
25	Kansas	11-5	57	21
Others receiving votes: Tennessee, Saint Louis, Saint Mary's, Villanova, Seton Hall, St. John's, SMU, Miami, Texas A&M, Miami (OH), UCF, Wisconsin, Ohio State, Indiana, USC				

POLL TRACKER				
RK	AP	COACH	NET	KENP
Week 1 (Pre)	20	22	--	--
Week 2 (11/10)	22	25	--	36
Week 3 (11/17)	22	--	--	31
Week 4 (11/24)	21	25	--	23
Week 5 (12/1)	20	24	30	22
Week 6 (12/8)	21	24	34	29
Week 7 (12/15)	21	24	33	29
Week 8 (12/22)	RV	RV	41	37
Week 9 (12/29)	N/A	RV	42	37
Week 10	RV	--	35	34
Week 11	RV	--	36	31
Week 12	--	--	--	--
Week 13	--	--	--	--
Week 14	--	--	--	--
Week 15	--	--	--	--
Week 16	--	--	--	--
Week 17	--	--	--	--
Week 18	--	--	--	--
Week 19	--	--	--	--
FINAL	--	--	--	--

NEVILLE ARENA



NEVILLE ARENA RECORDS

INDIVIDUAL

Points.....	34, Johni Broome vs. Alabama (3/8/25)
.....	34, Bryce Brown vs. Dayton (12/8/18)
Field Goals.....	15, Johni Broome vs. Alabama (3/8/25)
Field Goals Attempted	28, Johni Broome vs. Alabama (3/8/25)
3-Pointers Made.....	8, Bryce Brown vs. South Carolina (3/3/18)
3-Pointers Attempted	15, Earnest Ross vs. LSU, 1/8/11)
Free Throws	18, Sharife Cooper vs. Missouri (1/26/21)
Free Throws Attempted	21, Sharife Cooper vs. Missouri (1/26/21)
Rebounds.....	18, Johni Broome vs. Georgia (2/1/23)
.....	Cinmeon Bowers vs. Alabama (1/19/16)
.....	Cinmeon Bowers vs. Ole Miss (2/20/16)
Assists.....	16, J'Von McCormick vs. CSUN (11/15/19)
Blocks.....	12, Walker Kessler vs. Texas A&M (2/12/22)

TEAM

Points.....	112 vs. Jackson State (11/19/25)
Points in a Half.....	72 vs. Northwestern State (2nd) (11/27/15)
Fewest Points.....	40 vs. Florida (1/20/11)
Field Goals.....	43 vs. Northwestern State (11/27/15)
Field Goals Attempted	81 vs. Northwestern State (11/15/13)
Field Goal Percentage654 vs. Ark.-Pine Bluff, 34 of 52 (12/30/13)
3-Pointers Made.....	22 vs. South Alabama (12/4/20)
3-Pointers Attempted	44 vs. LSU (2/8/20)
Free Throws	40 vs. Alabama (2/7/24)
Free Throws Attempted	50 vs. Alabama (2/7/24)
Free Throw Pct. (Min. 10 att.).....	.938 (15 of 16) vs. CSUN (11/15/19)
Free Throw Pct. (Min. 30 att.).....	.902 (37 of 41) vs. Mississippi St. (2/15/14)
Rebounds.....	66 vs. Mississippi College (11/14/18)
Assists.....	29 vs. Georgia (3/9/24)
Steals.....	20 vs. North Florida (12/29/18)
Blocks.....	17 vs. Nicholls State (12/25/11)

NEVILLE ARENA QUICK FACTS

Year Opened	2010
Capacity	9,121
Constuction Cost	\$86 million
First Event	October 15, 2010
	Harleem Globetrotters
First Men's Game	November 12, 2010 vs. UNC Asheville
All-Time Record	181-65 (.738)
Consecutive Sellouts	78 (1/25/2020-current)
Facility Names	Neville Arena (2022)
	Auburn Arena (2010-22)

NEVILLE ARENA ATTENANCE HISTORY

Season	Games	Attendance	Avg.	Record	Pct
2010-11	20	126,483	6,324	9-11	.450
2011-12	17	110,534	6,502	14-3	.824
2012-13	17	106,375	6,257	7-10	.412
2013-14	18	104,815	5,823	12-6	.667
2014-15	17	133,033	7,825	9-8	.529
2015-16	15	123,244	8,216	8-7	.533
2016-17 ##	15	117,490	7,833	## 4-5	.444
2017-18	16	131,537	8,221	15-1	.938
2018-19	17	138,650	8,156	15-2	.882
2019-20	17	150,721	8,866	16-1	.941
2020-21 **	13	23,712	1,824	** 8-5	.615
2021-22	16	145,936	9,121	16-0	1.000
2022-23	16	145,936	9,121	14-2	.875
2023-24	16	145,936	9,121	15-1	.938
2024-25	15	146,815	9,121	13-2	.867
2025-26	7	63,847	9,121	7-1	.875
16 Seasons	253	1,914,185	7,565	182-65	.737

** Capacity restrictions due to the COVID-19 pandemic

Record from the 2016-17 season, does not include results vacated by the NCAA

LAST TIME - INDIVIDUAL

Scored 30 points Keyshawn Hall (32) vs. #15 Arkansas (1/10/26)
Scored 35 points Toney Douglas (38) vs. Nicholls State (11/24/04)
Scored 40 points Wesley Person (44) vs. UAB (12/16/93)
Two with 20 points Tahaad Pettiford (25), Keyshawn Hall (20)
 at #23 Georgia (1/3/26)
Three with 20 points Johni Broome (22), Denver Jones (20),
 Tahaad Pettiford (20) vs. #14 Michigan (3/28/25)
Two with 25 points Kevin Overton (29), Keyshawn Hall (28)
 vs. NC State (12/3/25)
Two with 30 points Wesley Person (33), Aaron Swinson (31)
 vs. Troy State (12/11/91)
Two with 25 points (SEC) Chris Denson (30), KT Harrell (26)
 vs. Mississippi State (2/14/14)
20 points in 1st half Bryce Brown (20) at Texas A&M (1/16/19)
20 points in 2nd half Elijah Freeman (20) vs. Queens (12/29/25)
25 points in a half Bryce Brown (25, 2nd) vs. Kentucky (1/19/19)
Consec. 20-point games Keyshawn Hall; 32 vs. Texas A&M (1/6/26);
 32 vs. #15 Arkansas (1/10/26)
Consec. 30-point games Keyshawn Hall; 32 vs. Texas A&M (1/6/26);
 32 vs. #15 Arkansas (1/10/26)
3+ consec. 20-point games Keyshawn Hall 20 at #23 Georgia (1/3/26);
 32 vs. Texas A&M (1/6/26); 32 vs. #15 Arkansas (1/10/26)
4+ consec. 20-point games Keyshawn Hall 20 vs. #1 Houston (1/16/25);
 20 vs. Wofford (11/11/25); 25 vs. Merrimack (11/6/25);
 28 vs. Bethune-Cookman (11/3/25)
Consec. 20-point games (SEC) Keyshawn Hall (20) at #23 Georgia (1/3/26);
 32 vs. Texas A&M (1/6/26)
Consec. 25-point games (SEC) Keyshawn Hall; 32 vs. Texas A&M (1/6/26);
 32 vs. #15 Arkansas (1/10/26)
3+ consec. 25-point games (SEC) Chris Denson (29) at LSU (2/8/14);
 (26) vs. Kentucky (2/12/14); (30) vs. Mississippi State (2/15/14)
4+ consec. 25-point games (SEC) Chris Denson
 (25) at S. Carolina (2/5/14); (29) at LSU (2/8/14);
 (26) vs. Kentucky (2/12/14); (30) vs. Mississippi State (2/15/14)
5+ consec. 25-point games (SEC) Keenan Carpenter (44) vs. LSU (1/8/89);
 (28) vs. Mississippi State (2/11/89); (33) at Florida (2/15/89);
 (32) at Ole Miss (2/18/89); (29) vs. Kentucky (2/20/89)
Consec. 20-point games off the bench Jamal Johnson
 (21) at Arkansas (12/30/20); (20) at Texas A&M (1/2/21)
Zero in double figures at Vanderbilt (1/7/12)
One in double figures Jamal Johnson (18) at UCF (11/30/20)
Five in double figures T. Pettiford (25), K. Hall (20), K. Overton (19),
 E. Freeham (14), K. Murphy (12), F. Jovic (10) at #23 Georgia (1/3/26)
Five in double figures (SEC) T. Pettiford (25), K. Hall (20), K. Overton (19),
 E. Freeham (14), K. Murphy (12), F. Jovic (10) at #23 Georgia (1/3/26)
Five starters in double figures C. Baker-Mazara (18), D. Cardwell (10),
 M. Kelly (15), D. Jones (16) J. Broome (20) at #23 Ole Miss (2/1/25)
Six in double figures T. Pettiford (25), K. Hall (20), K. Overton (19),
 E. Freeham (14), K. Murphy (12), F. Jovic (10) at #23 Georgia (1/3/26)
Six in double figures (SEC) T. Pettiford (25), K. Hall (20), K. Overton (19),
 E. Freeham (14), K. Murphy (12), F. Jovic (10) at #23 Georgia (1/3/26)
15 rebounds Johni Broome (16) vs. #14 Michigan (3/28/25)
15 rebounds (SEC) Johni Broome (18) vs. Georgia (2/1/23)
20 rebounds Johni Broome (20) vs. Ohio State (12/14/24)
25 rebounds Rex Frederick (25) at Ole Miss (1/6/58)
20 pts & 20 reb Johni Broome (21 pts, 20 reb) vs. Ohio State (12/14/24)
30 pts & 10 reb Keyshawn Hall (32 pts, 12 reb) vs. Texas A&M (1/6/26)
Two with 10 rebounds Keyshawn Hall (14), Filip Jovic (10)
 vs. Merrimack (11/6/25)
Three with 10 rebounds Korvotney Barber (13), Quantez Robertson (10),
 Lucas Hargrove (10) at Virginia (12/20/08)
Double-double Keyshawn Hall (32 points, 12 reb)
 vs. Texas A&M (1/6/26)
Double-double before halftime Johni Broome (17 pts, 11 reb)
 vs. #8 Michigan State (3/30/25)
Consecutive double-doubles Keyshawn Hall (20 pts, 11 reb)
 vs. #1 Houston (11/6/25); (20+11) vs. Wofford (11/11/25)

Three consecutive double-doubles Keyshawn Hall
 20 pts, 11 reb vs. #1 Houston (11/6/25);
 20 pts, 11 reb vs. Wofford (11/11/25); (25 pts, 14 reb) vs. Merrimack (11/6/25)
Four consecutive double-doubles Johni Broome
 (21 pts, 10 reb) vs. #5 Iowa State (11/25/24); (23+19) vs. #12 North Carolina
 (11/26/24); (21+16) vs. Memphis (11/27/24); (20+12) at #9 Duke (12/4/24)
5+ straight double-doubles Johni Broome
 (18 pts, 12 reb) vs. Kent State (11/13/24);
 (30+17) vs. North Alabama (11/18/24); (21+10) vs. #5 Iowa State (11/25/24);
 (23+19) vs. #12 North Carolina (11/26/24); (21+16) vs. Memphis (11/27/24);
 (20+12) at #9 Duke (12/4/24)
Two with double-double Johni Broome (20 pts, 12 reb);
 Dylan Cardwell (10 pts, 13 reb) at #23 Ole Miss (2/1/25)
Double-double w/points and assists Wendell Green Jr. (16 pts, 12 ast)
 at South Carolina (1/21/23)
Triple-double Walker Kessler (12 pts, 11 reb, 12 blks) vs. Texas A&M (2/12/22)
10 assists Wendell Green Jr. (12) at South Carolina (1/21/23)
15 assists J'Von McCormick (16) vs. CSUN (11/15/19)
Two with five blocks Devan Cambridge (5), Jaylin Williams (5)
 at Georgia (1/13/21)
10 blocks Walker Kessler (11) vs. LSU (12/29/21)
Five steals Kevin Overton (5) vs. Bethune-Cookman (11/3/25)
Five steals (SEC) Miles Kelly (5) at Texas A&M (3/4/25)
Made 50-straight free throws Chad Baker-Mazara (51) (11/18/24-1/7/25)
 *** school record ***
Made 30-straight free throws Keyshawn Hall (32) (11/6/25-11/25/25)
Hit buzzer-beater shot to win a game T.J. Dunans vs. Mercer
 (3-pt FG, 76-74) (12/18/16)
Played more than 40 minutes S. Williams-Adams (42) at #23 UGA (OT)
 (1/3/26)

LAST TIME - TEAM

Defeated a ranked team at home.....	vs. #15 Arkansas, 95-73 (1/10/26)
Defeated a ranked team on the road.....	at #17 Kentucky (3/1/25)
Defeated a ranked team at a neutral site.....	vs. #14 St. John's, 85-74 (11/26/25)
Defeated a Top 10 team at home.....	#6 Tennessee (1/25/25)
Defeated a Top 10 team on the road.....	at #2 Alabama (2/15/25)
Defeated a Top 10 team at a neutral site.....	vs. #8 Michigan State (3/30/25)
Won in overtime.....	vs. Bethune-Cookman, 95-90 (OT) (11/3/25)
Lost in overtime.....	at #23 Georgia, 100-104 (OT) (1/3/26)
Won in double overtime.....	at Ole Miss, 83-82 (2OT) (1/28/20)
Lost in double overtime.....	vs. #22 UConn, 115-109 (2OT) (11/24/21)
Played back-to-back overtime games.....	at Arkansas, W 79-76 (OT) (2/5/20)
.....	vs. LSU, W 91-90 (OT) (2/8/20)
.....	vs. Alabama, W 95-91 (OT) (2/12/20)
Played in three-straight overtime games.....	at Arkansas, W 79-76 (OT) (2/5/20)
.....	vs. LSU, W 91-90 (OT) (2/8/20)
.....	vs. Alabama, W 95-91 (OT) (2/12/20)
Played at least three overtimes.....	vs. Georgia (SECT) (4OT) (3/1/79)
Shot 70% for a half.....	74.1% (20-27) vs. Jackson State (2nd) (11/19/25)
Shot 70% for a half (SEC).....	76.0% (19-25) at Missouri (2nd) (3/5/24)
Shot 60% for a game.....	64.6% (42-65) vs. Jackson State (11/19/25)
Shot 60% for a game (SEC).....	62.1% (36-58) at Georgia (2/24/24)
Shot less than 30% for game.....	23.6% (13-55) at Tennessee (2/4/23)
Shot 100% from the FT line.....	100% (6-6) vs. Long Beach State (12/23/11)
Shot 60% from 3-point line.....	60.0% (12-20) vs. #11 South Carolina (2/14/24)
Shot less than 30% in half.....	28.6% (8-28) [2nd] at #2 Arizona (12/6/25)
Shot less than 20% in half.....	16.7% (4-24) vs. #2 Houston (2nd) (3/18/23)
Shot less than 10% in a half.....	8.3% (2-24) vs. LSU (1st) (1/8/11)
Attempted 50 free throws.....	50 vs. #16 Alabama (2/7/24)
Attempted 40 free throws.....	41 vs. #22 UConn (11/24/21)
Attempted 30 free throws in half.....	30 vs. Chattanooga (2nd) (12/13/25)
Made 40 free throws.....	40 vs. #16 Alabama (2/7/24) *school record*
Made 30 free throws.....	33 vs. #22 UConn (11/24/21)
Made 30 free throws (SEC).....	40 vs. #16 Alabama (2/7/24) *school record*
Made at least 10 3-point field goals.....	10 vs. Arkansas (1/10/26)
Made at least 15 3-point field goals.....	15 vs. Queens (12/29/25)
Failed to make 3-point field goal.....	vs. Kentucky (0-15) (1/19/13)
Had at least 60 rebounds.....	60 at Arkansas [OT] (2/8/22)
Had at least 50 rebounds.....	55 vs. Merrimack (11/6/25)
Had less than 20 rebounds.....	19 vs. Arkansas (3/9/23)
Had 30+ rebound differential.....	+31 (55-24) vs. Merrimack (11/6/25)
Had at least 25 assists.....	28 vs. Jackson State (11/19/25)
Had at least 20 assists.....	20 vs. Arkansas (1/10/26)
Had at least 15 steals.....	16 vs. Jackson State (11/19/25)
Had at least 10 blocks.....	11 vs. Oklahoma (2/4/25)
Had at least 15 blocks.....	17 vs. Nicholls State (11/25/11)
Failed to block a shot.....	0 at #2 Alabama (3/1/23)
Had at least 25 lead changes.....	31 vs. Bethune-Cookman (11/3/25)
Scored 50 points in a half.....	50 at #23 Georgia (2nd) (1/3/26)
Scored 50 points in a half (SEC).....	50 at #23 Georgia (2nd) (1/3/26)
Scored 60 points in a half.....	66 vs. CSUN (1st) (11/15/19)
Scored 60 points in a half (SEC).....	64 at Tennessee (2nd) (2/15/06)
Scored 70 points in a half.....	72 vs. Northwestern State (2nd) (11/27/15)
Scored 100 points.....	100 at #23 Georgia (1/3/26)
Scored 100 points (SEC).....	100 at #23 Georgia (1/3/26)
Scored under 20 points in 1st half.....	19 at Tennessee (2/4/23)
Scored under 20 points in 2nd half.....	14 vs. Tulsa (11/24/14)
Scored under 10 points in a half.....	6 vs. LSU (1st) (1/8/11)
Scored 35 or under points in a game.....	35 vs. Tulsa (11/24/14)
Scored under 50 points in game.....	43 at Tennessee (2/4/23)
.....	vs. Northwestern (11/23/22)
Scored under 50 points in game (SEC).....	43 at Tennessee (2/4/23)

2025-26 AUBURN RECORD BREAKDOWN

Overall	10-7
Home	7-1
Away	0-3
Neutral	3-3
Conference	1-3
Home	1-1
Away	0-2
Non-Conference	9-4
Home	6-0
Away	0-1
Neutral	3-3
Overtime	1-1
Ranked opponents	2-5
Unranked opponents	8-2
Wearing white uniforms	9-3
Wearing navy uniforms	1-3
Wearing orange uniforms	0-1
Leading at half	8-1
Trailing at half	1-6
Tied at half	1-0
Leading with 5:00 remaining in second half	10-0
Trailing with 5:00 remaining in second half	0-7
Tied with 5:00 remaining in second half	0-0
Has more rebounds than opponent	9-3
Has less rebounds than opponent	1-4
Same rebounds as opponent	0-0
Commits more turnovers than opponent	2-2
Commits less turnovers than opponent	8-5
Same turnovers as opponent	0-0
Has more FT attempts than opponent	8-5
Has less FT attempts than opponent	0-2
Same FT attempts as opponent	2-0
Shoots 40% or better from field	10-3
Shoots less than 40% from field	0-4
Opponent shoots 40% or better from field	6-7
Opponent shoots less than 40% from field	4-0
Shoots better than opponent	9-0
Opponent shoots better	1-7
Same FG percentage	0-0
Auburn bench outscores opponent bench	7-2
Opponent bench outscores Auburn bench	3-5
Same points off the bench	0-0
Auburn scores 100 or more	2-1
Auburn scores between 90-99	5-0
Auburn scores between 80-89	2-1
Auburn scores between 70-79	1-3
Auburn scores between 60-69	0-2
Auburn scores less than 60	0-0
Opponent scores 100 or more	0-2
Opponent scores between 90-99	1-2
Opponent scores between 80-89	0-2
Opponent scores between 70-79	5-1
Opponent scores between 60-69	3-0
Opponent scores less than 60	1-0
Five-plus players score in double-figures	3-1
Four players score in double figures	2-2
Three players score in double figures	3-2
Two players score in double figures	2-2
One player scores in double figures	0-0
On Sunday	0-1
On Monday	3-0
On Tuesday	1-2
On Wednesday	3-1
On Thursday	1-0
On Friday	0-0
On Saturday	2-3
In November	6-2
In December	3-2
In January	1-3
In February	0-0
In March	0-0
In April	0-0

TEAM GAME-BY-GAME

Page 10 of 10

TEAM GAME-BY-GAME SPECIALTY STATS

— 10 —

WIN/LOSS MARGIN

	1	2	3	4	5	6	7	8	9	10	11-20	20+
Wins	--	--	--	--	1	--	--	--	--	1	3	5
Losses	1	1	--	1	--	--	--	--	--	1	--	3

DOUBLE-DOUBLES

Player	Opponent	Statistics
Keyshawn Hall (1)	Merrimack (11/6)	25 pts, 14 reb
Keyshawn Hall (2)	Wofford (11/11)	20 pts, 11 reb
Keyshawn Hall (3)	vs. #1 Houston (11/16)	20 pts, 11 reb
Keyshawn Hall (4)	NC State (12/3)	28 pts, 10 reb
Keyshawn Hall (5)	vs. Chattanooga (12/13)	22 pts, 11 reb
Filip Jovic (1)	at #23 Georgia	10 pts, 10 reb
Keyshawn Hall (6)	Texas A&M	32 pts, 12 reb
KeShawn Murphy (1)	#15 Arkansas	16 pts, 10 reb

GAME LEADERS

Points

Keyshawn Hall - 6
Tahaad Pettiford - 5
Kevin Overton - 3
Elyjah Freeman - 3
KeShawn Murphy - 1

Rebounds

Keyshawn Hall - 10
KeShawn Murphy - 5
Filip Jovic - 2
Elyjah Freeman - 1
Kevin Overton - 1

Assists

Tahaad Pettiford - 6
Keyshawn Hall - 5
Elyjah Freeman - 2
KeShawn Murphy - 2
Kevin Overton - 2
Sebastian Williams-Adams - 2
Kaden Magwood - 1

MISCELLANEOUS

Largest margin of victory+56 (112-66) vs. Jackson State (11/19/25)
Smallest margin of victory+5 (95-90) [OT] vs. Bethune-Cookman (11/3/25)
Largest margin of defeat-30 (72-102) vs. #7 Michigan (11/25/25)
Smallest margin of defeat-1 (72-73) vs. #1 Houston (11/16/25)
Biggest rebound margin+31 (55-24) vs. Merrimack (11/6/25)
Biggest rebound deficit-16 (35-51) vs. #7 Michigan (11/25/25)
Average margin of victory/defeat+22.5/-14.9
Largest halftime lead+36 (57-31) vs. Queens (12/29/25)
Largest halftime lead blown10 vs. Texas A&M (1/6/26)
Largest halftime deficit-28 (31-59) vs. #7 Michigan (11/25/25)
Largest halftime deficit overcome to win-9 (30-39) vs. #14 St. John's (11/26/25)
Largest overall lead.....+49 (2nd Half) vs. Jackson State (11/19/25)
Largest overall lead blown.....16 vs. Texas A&M (1/6/26)
Largest overall deficit-35 (2nd Half) vs. #7 Michigan (11/25/25)
Largest deficit overcome to win.....-11 (2nd Half) vs. #14 St. John's (11/26/25)

TEAM EXTREMES

Most points scored 112 vs. Jackson State (11/19/25)
Fewest points scored68 at #2 Arizona (12/6/25)
Most rebounds55 vs. Merrimack (11/6/25)
Fewest rebounds25 vs. Purdue (12/20/25)
Most assists 28 vs. Jackson State (11/19/25)
Fewest assists 3 vs. #7 Michigan (11/25/25)
Most turnovers.....20 vs. NC State (12/3/25)
Fewest turnovers..... 6 vs. Oregon (11/24/25)
Most steals 16 vs. Jackson State (11/19/25)
Fewest steals 1 vs. Chattanooga (12/13/25)
Most blocks 9, 3x, last vs. Queens (12/29/25)
Fewest blocks1 vs. Purdue (12/20/25)
Best shooting percentage.....64.6% (42-65) vs. Jackson State (11/19/25)
Worst shooting percentage.....33.3% (21-63) at #2 Arizona (12/6/25)
Best 3-pt. percentage..... 54.5% (12-22) vs. NC State (12/3/25)
Worst 3-pt. percentage.....21.7% (5-23) vs. Oregon (11/24/25)
Best FT percentage84.0% (21-23) vs. #14 St. John's (11/26/25)
Worst FT percentage 54.5% (18-33) vs. #7 Michigan (11/25/25)
Most points (1st half)..... 57 vs. Queens (12/29/25)
Fewest points (1st half)..... 31 vs. #7 Michigan (11/25/25)
Most points (2nd half)..... 57 vs. Jackson State (11/19/25)
Fewest points (2nd half).....28 vs. Purdue (12/20/25)
Most points (OT).....14 vs. Bethune-Cookman (11/3/25)
Fewest points (OT).....8 at #23 Georgia (1/3/26)

STARTING LINEUPS

Record when starting lineup is:

Freeman, Hall, Murphy, Overton, Pettiford..... 3-3
Hall, Murphy, Overton, Pettiford, Williams-Adams 3-2
Freeman, Hall, Jovic, Overton, Pettiford 1-0
Hall, Jovic, Overton, Pettiford, Williams-Adams..... 1-0
Freeman, Hall, Jovic, Pettiford, Williams-Adams 1-0
Freeman, Murphy, Overton, Pettiford, Williams-Adams 1-0
Hall, Magwood, Murphy, Overton, Williams-Adams 0-2

Record when starts (Career):

Keyshawn Hall 9-7 (43-33)
Kevin Overton 9-7 (37-14)
Filip Jovic 3-0 (3-0)
Tahaad Pettiford 10-5 (10-5)
Elyjah Freeman 7-3 (30-8)
KeShawn Murphy 7-7 (10-7)
Sebastian Williams-Adams 6-4 (6-4)
Kaden Magwood 0-2 (0-2)



O TAHAAD PETTIFORD

Guard | Sophomore | 6-1 | 170 | tuh-HAAD
Jersey City, N.J. (Hudson Catholic Regional HS)

2025-26 STATS

G-GS	PPG	RPG	APG	FG%	3PT%	FT%
17-15	14.0	2.9	3.1	37.0%	27.7%	81.0%

2025-26 NOTES

SEC play: 12.8 ppg, 3.5 rpg, 3.8 apg ... Second on AU in scoring (14.0 ppg) and tied for first in assists (3.1 apg) ... Team leader in assists (53) and second in minutes (512) ... Averaging 16.3 points per game in AU career after consecutive games under double-digit scoring ... 4.8 assists and 1.6 steals in last five games ... Career-best 9 assists vs. Queens ... Career-high 30 points in loss at No. 2 Arizona ... Scored 50 points in two games vs. Arizona and Chattanooga, hitting 10-of-18 from 3 ... Averaged 22.3 ppg, 3.0 rpg, 2.3 apg, 1.3 spg on 48.9% FG, 42.1% 3FG, 86.7% FT in three games at Players Era in Las Vegas ... Then career-high 27 points, including 18 in second half in win over No. 14 St. John's ... 12 consecutive AU points in two-minute span in second half against St. John's to break a tie into a 6-point AU lead ... Preseason All-America/All-SEC ... No. 35 prospect in ESPN's 2025 NBA draft rankings ... Participated in the 2025 NBA draft combine ... 42-inch max vertical leap was second highest at combine.

2025-26 GAME-BY-GAME STATISTICS

Opponent	Date	GS	Min.	FG-A	3FG-A	FT-A	O-D-T	PF	A	TO	BLK	STL	PTS
BETHUNE-COOKMAN	11/3	*	40	4-13	2-9	1-3	0-1-1	1	5	2	1	1	11
MERRIMACK	11/6	*	26	4-13	1-7	4-4	2-2-4	0	1	1	0	2	13
WOFFORD	11/11	*	26	4-17	1-7	0-0	2-2-4	2	5	2	1	1	9
vs. Houston	11/16	*	33	5-14	3-8	2-3	0-1-1	1	1	1	2	2	15
JACKSON STATE	11/19	*	22	2-9	0-5	2-2	1-2-3	1	5	3	0	0	6
vs. Oregon	11/24	*	29	9-18	1-5	5-6	1-3-4	5	4	3	1	0	24
vs. Michigan	11/25	*	24	4-10	4-6	4-5	1-0-1	3	1	1	0	1	16
vs. St. John's	11/26	*	37	10-19	3-8	4-4	0-4-4	2	2	3	1	3	27
NC STATE	12/3	*	21	1-7	0-3	4-5	1-2-3	2	1	4	4	0	6
at Arizona	12/6	*	35	10-19	5-9	5-5	0-3-3	2	1	2	1	1	30
vs. Chattanooga	12/13	*	30	5-11	5-9	5-6	0-1-1	3	2	3	0	0	20
vs. Purdue	12/20	*	25	2-7	1-5	0-0	0-2-2	1	1	1	0	1	5
QUEENS	12/29	*	29	1-8	1-5	2-2	1-3-4	3	9	4	1	2	5
at Georgia	1/3		32	10-21	3-11	2-3	0-3-3	5	4	4	0	2	25
TEXAS A&M	1/6		32	3-9	1-6	4-5	0-4-4	3	2	2	0	0	11
ARKANSAS	1/10	*	30	3-9	0-4	0-1	0-4-4	3	7	2	0	2	6
at Missouri	1/14	*	32	3-12	0-5	3-4	1-2-3	4	2	1	0	2	9
SOTH CAROLINA	1/17												
at Ole Miss	1/20												
at Florida	1/24												
TEXAS	1/28												
at Tennessee	1/31												
ALABAMA	2/7												
VANDERBILT	2/10												
at Arkansas	2/14												
at Mississippi State	2/18												
KENTUCKY	2/21												
at Oklahoma	2/24												
OLE MISS	2/28												

CAREER HONORS

- Blue Ribbon Yearbook Preseason First Team All-America
- Sporting News Preseason Third Team All-America
- Jay Bilas Preseason Third Team All-America
- Jon Rothstein Preseason Honorable Mention All-America
- NABC Player of the Year Preseason Watch List
- USBWA Player of the Year Preseason Watch List
- Naismith Player of the Year Preseason Watch List
- Oscar Robertson Trophy Preseason Watch List
- Bob Cousy Award Preseason Watch List
- SEC Preseason First Team All-SEC (Coaches)
- SEC Preseason First Team All-SEC (Media)
- 2025 NCAA South Regional All-Tournament Team
- 2024-25 NABC DI All-Southeast District Second Team
- 2024-25 SEC All-Freshman Team
- 2024 McDonald's High School All-American
- 2024 Jordan Brand Classic Boys National Team

SEASON SUPERLATIVES

Points	30	at #2 Arizona (12/6)
Rebounds	4	7x, last vs. #15 Arkansas (1/10)
Assists	9	vs. Queens (12/29)
Blocks	4	vs. NC State (12/3)
Steals	3	vs. #14 St. John's (11/26)
FG Made	10	3x, last at #23 Georgia (1/3)
FG Att	21	at #23 Georgia (1/3)
3-Pt FG Made	5	2x, last vs. Chattanooga (12/13)
3-Pt FG Att	11	at #23 Georgia (1/3)
FTs Made	5	3x, last vs. Chattanooga (12/13)
FTs Att	6	vs. Oregon (11/24)
Minutes	40	vs. Bethune-Cookman (11/3)

CAREER SUPERLATIVES

Points	30	at #2 Arizona (12/6/25)
Rebounds	6	vs. Creighton (3/22/25)
Assists	9	vs. Queens (12/29/25)
Blocks	4	vs. NC State (12/3/25)
Steals	4	vs. Mississippi State (1/14/25)
FG Made	10	3x, last at #23 Georgia (1/3/26)
FG Att	21	at #23 Georgia (1/3/26)
3-Pt FG Made	6	at Texas A&M (3/4/25)
3-Pt FG Att	11	at #23 Georgia (1/3/26)
FTs Made	8	at Kentucky (3/1/25)
FTs Att	9	at Kentucky (3/1/25)
Minutes	40	vs. Bethune-Cookman (11/3/25)

MISCELLANEOUS

	25-26	Career
10+ Points	10	32
20+ Points	5	11
10+ Rebounds	--	--
5+ Assists	5	13
3+ Steals	1	2
3+ Blocks	1	3
Double-Doubles	--	--
Dunks	2	7
Led AU in Points	5	12
Led AU in Rebounds	--	--
Led AU in Assists	5	20

CAREER STATISTICS

				Field Goals		3-Point		F-Throws		Rebounds									Scoring	
SEASON	TEAM	GP-GS	MIN/AVG	FG-FGA	FG%	3FG-3FGA	3FG%	FT-FTA	FT%	OFF	DEF	TOT	AVG	PF-FO	A	TO	BLK	STL	PTS	AVG
2024-25	AU	38-1	871/22.9	146-347	.421	70-191	.366	78-97	.804	9	75	84	2.2	91-1	113	62	7	33	440	11.6
2025-26	AU	17-15	513/30.2	80-216	.370	31-112	.277	47-58	.810	10	39	49	2.9	41-2	53	40	12	20	238	14.0
TOTAL		55-16	1383/25.1	226-563	.401	101-303	.333	125-155	.806	19	114	133	2.4	132-3	166	102	19	53	678	12.3



1

KEVIN
OVERTON

Guard/Forward | Junior | 6-5 | 200
Oklahoma City, Okla. (Texas Tech/Drake)

2025-26 STATS

G-GS	PPG	RPG	APG	FG%	3PT%	FT%
17-16	12.9	3.4	1.2	42.1%	35.9%	83.1%

2025-26 NOTES

Career-best six consecutive games (17.2 ppg) n double figure scoring ... At least one steal in career-high six consecutive games ... Hit 32 of last 35 FTs ... SEC play: 14.5 ppg, 3.8 rpg ... First on team in 3FGs (33), third in scoring (12.9 ppg), first in steals (1.5 spg) ... Last 5 games: 16.2 ppg, 3.4 rpg, 1.6 spg and 1.0 apg ... Month of December: 16.8 ppg, 15-of-33 (45.5%) from beyond the arc ... 11th in SEC in steals (1.60 spg) ... Team-high 22 points and five rebounds vs. #6 Purdue ... Then career and game-high 29 points on 8-of-13 shooting, including 6-of-9 from 3 vs. NC State ... 12 points, team-high 5 assists, 2 steals vs. No. 14 St. John's ... 13 points and 5 steals, including 2 at the end of regulation/overtime that helped the Tigers to victory in opener vs. Bethune-Cookman.

2025-26 GAME-BY-GAME STATISTICS

Opponent	Date	GS	Min.	FG-A	3FG-A	FT-A	O-D-T	PF	A	TO	BLK	STL	PTS
BETHUNE-COOKMAN	11/3	*	35	5-12	0-3	3-3	1-2-3	0	1	0	1	5	13
MERRIMACK	11/6	*	20	2-4	1-3	1-2	0-4-4	5	0	2	0	0	6
WOFFORD	11/11		24	5-10	3-7	0-0	0-2-2	1	1	1	0	3	13
vs. Houston	11/16	*	33	2-7	2-5	7-11	3-2-5	2	1	1	0	0	13
JACKSON STATE	11/19	*	22	3-6	3-6	4-4	0-2-2	2	2	0	0	2	13
vs. Oregon	11/24	*	30	3-10	0-4	0-0	0-2-2	1	0	0	0	2	6
vs. Michigan	11/25	*	18	0-5	0-4	2-4	1-2-3	1	0	1	0	1	2
vs. St. John's	11/26	*	38	3-7	1-2	5-5	0-3-3	1	5	1	0	2	12
NC STATE	12/3	*	38	8-13	6-9	7-7	2-7-9	1	0	0	0	0	29
at Arizona	12/6	*	27	1-8	0-4	6-6	0-2-2	2	2	2	0	2	8
vs. Chattanooga	12/13	*	11	1-3	0-2	0-0	0-0-0	0	1	0	0	0	2
vs. Purdue	12/20	*	36	8-18	4-11	2-4	3-2-5	3	2	1	0	1	22
QUEENS	12/29	*	30	8-12	5-7	2-2	0-2-2	3	1	1	0	4	23
at Georgia	1/3	*	39	7-15	2-7	3-3	2-5-7	3	2	2	1	1	19
TEXAS A&M	1/6	*	32	6-16	2-7	2-2	2-1-3	3	1	1	0	1	16
ARKANSAS	1/10	*	29	3-8	1-5	3-4	1-3-4	0	1	2	0	1	10
at Missouri	1/14	*	32	4-10	3-7	2-2	1-0-1	3	0	2	0	1	13
SOTH CAROLINA	1/17												
at Ole Miss	1/20												
at Florida	1/24												
TEXAS	1/28												
at Tennessee	1/31												
ALABAMA	2/7												
VANDERBILT	2/10												
at Arkansas	2/14												
at Mississippi State	2/18												
KENTUCKY	2/21												
at Oklahoma	2/24												
OLE MISS	2/28												
LSU	3/3												

CAREER STATISTICS

				Field Goals		3-Point		F-Throws		Rebounds										Scoring	
SEASON	TEAM	GP-GS	MIN/AVG	FG-FGA	FG%	3FG-3FGA	3FG%	FT-FTA	FT%	OFF	DEF	TOT	AVG	PF-FO	A	TO	BLK	STL	PTS	AVG	
2023-24	DRA	35-35	1047/29.9	135-307	.440	62-179	.346	62-78	.795	28	89	117	3.3	77-0	38	18	6	21	394	11.3	
2024-25	TTU	36-1	801/22.2	95-225	.422	39-118	.331	53-68	.779	32	100	132	3.7	69-1	32	33	6	18	282	7.8	
2025-26	AU	17-16	496/29.2	69-164	.421	33-92	.359	49-59	.831	16	41	57	3.4	31-1	20	17	2	26	220	12.9	
TOTAL FOR AU		17-16	496/29.2	69-164	.421	33-92	.359	49-59	.831	16	41	57	3.4	31-1	20	17	2	26	220	12.9	
TOTAL		88-52	2344/26.6	299-696	.430	134-389	.344	164-205	.800	76	230	306	3.5	177-2	90	68	14	65	896	10.2	

CAREER HONORS

- 2024 Missouri Valley Conference All-Freshman Team
- Four-time MVC Freshman of the Week

SEASON SUPERLATIVES

Points	29	vs. NC State (12/3)
Rebounds	9	vs. NC State (12/3)
Assists	5	vs. #14 St. John's (11/26)
Blocks	1	2x, last at #23 Georgia (1/3)
Steals	5	vs. Bethune-Cookman (11/3)
FG Made	8	2x, last vs. Queens (12/29)
FG Att	18	vs. #6 Purdue (12/20)
3-Pt FG Made	6	vs. NC State (12/3)
3-Pt FG Att	11	vs. #6 Purdue (12/20)
FTs Made	7	2x, last vs. NC State (12/3)
FTs Att	11	vs. #1 Houston (11/15)
Minutes	39	at #23 Georgia (1/3)

CAREER SUPERLATIVES

Points	29	vs. NC State (12/3/25)
Rebounds	9	vs. NC State (12/3) at Missouri State (1/24/24)
Assists	5	vs. #14 St. John's (11/26/25)
Blocks	1	3x, last at #23 Georgia (1/3/26)
Steals	5	vs. Bethune-Cookman (11/3/25)
FG Made	8	3x, last vs. Queens (12/29/25)
FG Att	18	vs. #6 Purdue (12/20/25)
3-Pt FG Made	6	vs. NC State (12/3/25)
3-Pt FG Att	11	vs. #6 Purdue (12/20/25)
FTs Made	8	vs. Northwestern St. (11/8/24)
FTs Att	9	vs. Northwestern St. (11/8/24)
Minutes	43	at Missouri State (1/24/24)

MISCELLANEOUS

	25-26	Career
10+ Points	12	42
20+ Points	3	8
10+ Rebounds	--	--
5+ Assists	1	1
3+ Steals	3	4
3+ Blocks	--	--
Double-Doubles	--	--
Dunks	3	--
Led AU in Points	3	3
Led AU in Rebounds	1	1
Led AU in Assists	1	1



2 ABDUL BASHIR

Guard | Junior | 6-7 | 165 | bah-SHEER
Omaha, Neb. (Casper [Wyo.] College)

2025-26 STATS

G-GS	PPG	RPG	APG	FG%	3PT%	FT%
6-0	2.0	0.5	0.5	26.7%	15.4%	100.0%

2025-26 NOTES

Action in six games averaging 2.0 ppg, 0.5 rpg, 0.5 apg ... 10 points in 15 minutes against Merrimack, hitting 2-of-5 from behind the arc ... Made 131 three pointers as Casper College, which led NJCAA Division I last season ... 255 made threes in two years at Casper.

2025-26 GAME-BY-GAME STATISTICS

Opponent	Date	GS	Min.	FG-A	3FG-A	FT-A	O-D-T	PF	A	TO	BLK	STL	PTS
BETHUNE-COOKMAN	11/3		9	0-2	0-2	0-0	0-1-1	1	0	1	0	0	0
MERRIMACK	11/6		15	3-6	2-5	2-2	0-0-0	0	1	1	0	0	10
WOFFORD	11/11		14	1-3	0-2	0-0	0-0-0	1	0	1	0	1	2
vs. Houston	11/16		2	0-1	0-1	0-0	0-0-0	0	0	0	0	0	0
JACKSON STATE	11/19		13	0-3	0-3	0-0	0-2-2	1	2	0	0	0	0
vs. Oregon	11/24					DNP							
vs. Michigan	11/25		1	0-0	0-0	0-0	0-0-0	0	0	0	0	0	0
vs. St. John's	11/26					DNP							
NC STATE	12/3					DNP							
at Arizona	12/6					DNP							
vs. Chattanooga	12/13					DNP							
vs. Purdue	12/20					DNP							
QUEENS	12/29					DNP							
at Georgia	1/3					DNP							
TEXAS A&M	1/6					DNP							
ARKANSAS	1/10					DNP							
at Missouri	1/14					DNP							
SOUTH CAROLINA	1/17												
at Ole Miss	1/20												
at Florida	1/24												
TEXAS	1/28												
at Tennessee	1/31												
ALABAMA	2/7												
VANDERBILT	2/10												
at Arkansas	2/14												
at Mississippi State	2/18												
KENTUCKY	2/21												
at Oklahoma	2/24												
OLE MISS	2/28												
LSU	3/3												
at Alabama	3/7												

CAREER HONORS

- 2025 NJCAA Division I All-American (second team)

SEASON SUPERLATIVES

Points	10	vs. Merrimack (11/6)
Rebounds	2	vs. Jackson State (11/19)
Assists	2	vs. Jackson State (11/19)
Blocks	--	
Steals	1	vs. Wofford (11/11/25)
FG Made	3	vs. Merrimack (11/6)
FG Att	2	vs. Bethune-Cookman (11/3)
3-Pt FG Made	2	vs. Merrimack (11/6)
3-Pt FG Att	5	vs. Merrimack (11/6)
FTs Made	2	vs. Merrimack (11/6)
FTs Att	2	vs. Merrimack (11/6)
Minutes	15	vs. Merrimack (11/6)

CAREER SUPERLATIVES

Points	10	vs. Merrimack (11/6/25)
Rebounds	2	vs. Jackson State (11/19/25)
Assists	2	vs. Jackson State (11/19/25)
Blocks	--	
Steals	1	vs. Wofford (11/11/25)
FG Made	3	vs. Merrimack (11/6/25)
FG Att	6	vs. Merrimack (11/6/25)
3-Pt FG Made	2	vs. Merrimack (11/6/25)
3-Pt FG Att	5	vs. Merrimack (11/6/25)
FTs Made	2	vs. Merrimack (11/6/25)
FTs Att	2	vs. Merrimack (11/6/25)
Minutes	15	vs. Merrimack (11/6/25)

MISCELLANEOUS

	25-26	Career
10+ Points	1	1
20+ Points	--	--
10+ Rebounds	--	--
5+ Assists	--	--
3+ Steals	--	--
3+ Blocks	--	--
Double-Doubles	--	--
Dunks	--	--
Led AU in Points	--	--
Led AU in Rebounds	--	--
Led AU in Assists	--	--

CAREER STATISTICS

		Field Goals		3-Point		F-Throws		Rebounds				Scoring			
SEASON	TEAM	GP-GS	MIN/AVG	FG-FGA	FG%	3FG-3FGA	3FG%	FT-FTA	FT%	OFF	DEF	TOT	AVG	PF-FO	A TO BLK STL PTS AVG
2025-26	AU	6-0	54/9.0	4-15	.267	2-13	.154	2-2	1.000	0	3	3	0.5	3-0	3 3 0 1 12 2.0
TOTAL		6-0	54/9.0	4-15	.267	2-13	.154	2-2	1.000	0	3	3	0.5	3-0	3 3 0 1 12 2.0



3 KESHAWN MURPHY

Forward | Senior | 6-10 | 230
Birmingham, Ala. (Mississippi State)

2025-26 STATS

G-GS	PPG	RPG	APG	FG%	3PT%	FT%
15-14	10.1	6.1	1.2	57.5%	39.1%	60.6%

2025-26 NOTES

Last 5 games: 10.8 ppg, team-high 7.8 rpg, 50.0% FG ... SEC play: 11.3 ppg, team-high 8.3 rpg ... Sixth in SEC in league play in rebounding (8.3 rpg) ... First double-double at AU in win over #15 Arkansas on Saturday with 16 pts, 10 reb ... Second on team in FG% at 57.5% and rebounding (6.3 rpg) and fifth in scoring (10.1 ppg) ... Shooting 62.7% (52-of-83) from two on season ... Shot 50% + in 14 of 15 games played ... Averaged 9.3 ppg, 4.2 rpg, 1.0 apg, 1.0 bpg at Players Era ... Scored 19 points in 20 minutes vs. Jackson State, one point shy of equaling career high ... Against #1 Houston had 7 pts, 5 rebs in 31 minutes in first AU start ... Sat out Merrimack and Wofford games with sprained ankle ... Strong showing in AU opener, with 17 points (8-of-9 FG), 8 rebounds and 4 assists in 23 minutes off bench ... Transfer from Miss. State who scored 535 of 559 career points off the bench ... Graduated this summer from Miss. State.

2025-26 GAME-BY-GAME STATISTICS

Opponent	Date	GS	Min.	FG-A	3FG-A	FT-A	O-D-T	PF	A	TO	BLK	STL	PTS
BETHUNE-COOKMAN	11/3		23	8-9	1-1	0-1	3-5-8	1	4	0	1	1	17
MERRIMACK	11/6					DNP							
WOFFORD	11/11					DNP							
vs. Houston	11/16	*	31	3-6	0-0	1-2	1-4-5	1	3	0	0	0	7
JACKSON STATE	11/19	*	20	8-11	0-3	3-5	3-4-7	1	0	1	0	3	19
vs. Oregon	11/24	*	18	3-5	1-2	0-0	0-2-2	4	1	0	0	0	7
vs. Michigan	11/25	*	25	5-10	2-3	0-1	0-5-5	3	1	0	1	0	12
vs. St. John's	11/26	*	22	4-6	1-1	0-0	3-3-6	4	1	1	2	1	9
NC STATE	12/3	*	15	1-1	1-1	0-0	0-1-1	0	1	2	0	0	3
at Arizona	12/6	*	28	4-8	0-1	0-0	4-4-8	2	1	3	0	1	8
vs. Chattanooga	12/13	*	22	3-6	0-2	3-4	1-8-9	1	0	2	2	0	9
vs. Purdue	12/20	*	26	2-4	0-0	2-4	1-3-4	2	2	1	1	1	6
QUEENS	12/29	*	22	3-6	1-2	2-4	1-5-6	3	2	1	3	2	9
at Georgia	1/3	*	22	4-7	0-3	4-5	4-3-7	3	0	1	0	1	12
TEXAS A&M	1/6	*	27	4-8	0-1	0-1	5-3-8	0	1	1	1	0	8
ARKANSAS	1/10	*	27	6-10	2-3	2-2	1-9-10	2	1	0	0	1	16
at Missouri	1/14	*	21	3-9	0-0	3-4	6-2-8	1	0	0	0	1	9
SOUTH CAROLINA	1/17												
at Ole Miss	1/20												
at Florida	1/24												
TEXAS	1/28												
at Tennessee	1/31												
ALABAMA	2/7												
VANDERBILT	2/10												
at Arkansas	2/14												
at Mississippi State	2/18												
KENTUCKY	2/21												
at Oklahoma	2/24												

CAREER STATISTICS

				Field Goals		3-Point		F-Throws		Rebounds									Scoring	
SEASON	TEAM	GP-GS	MIN/AVG	FG-FGA	FG%	3FG-3FGA	3FG%	FT-FTA	FT%	OFF	DEF	TOT	AVG	PF-FO	A	TO	BLK	STL	PTS	AVG
2022-23	MS	19-0	195/10.3	23-55	.418	9-32	.281	7-11	.636	11	21	32	1.7	15-0	15	12	10	10	62	3.3
2023-24	MS	21-0	279/13.3	39-85	.459	5-28	.179	16-23	.696	25	40	65	3.1	23-0	20	21	8	4	99	4.7
2024-25	MS	34-3	816/24.0	167-295	.566	4-27	.148	60-97	.619	79	171	250	7.4	65-1	54	52	38	31	398	11.7
2025-26	AU	15-14	347/23.2	61-106	.575	9-23	.391	20-33	.606	33	61	94	6.3	28-0	18	13	11	12	151	10.1
TOTAL FOR AU		15-14	347/23.2	61-106	.575	9-23	.391	20-33	.606	33	61	94	6.3	28-0	18	13	11	12	151	10.1
TOTAL		89-17	1637/18.4	290-541	.536	27-110	.245	103-164	.628	148	293	441	5.0	131-1	107	98	67	57	710	8.0

SEASON SUPERLATIVES

Points	19	vs. Jackson State (11/19)
Rebounds	10	vs. #15 Arkansas (1/10)
Assists	4	vs. Bethune-Cookman (11/3)
Blocks	3	vs. Queens (12/29)
Steals	3	vs. Jackson State (11/19)
FG Made	8	vs. Jackson State (11/19)
		vs. Bethune-Cookman (11/3)
FG Att	11	vs. Jackson State (11/19)
3-Pt FG Made	2	2x, last vs. #15 Arkansas (1/10)
3-Pt FG Att	3	4x, last vs. #15 Arkansas (1/10)
FTs Made	4	at #23 Georgia (1/3)
FTs Att	5	2x, last at #23 Georgia (1/3)
Minutes	31	vs. #1 Houston (11/15)

CAREER SUPERLATIVES

Points	20	vs. Pitt (12/4/24)
Rebounds	14	vs. Utah (11/17/24)
Assists	4	4x, last vs. Bethune-Cookman (11/3/25)
Blocks	4	vs. South Carolina (11/28/24)
Steals	3	4x, last vs. Jackson State (11/19/25)
FG Made	8	8x, last vs. Jackson State (11/19/25)
FG Att	14	3x, last vs. Florida (2/11/25)
3-Pt FG Made	3	vs. Alabama (12/28/22)
3-Pt FG Att	4	3x, last vs. Georgia (2/7/24)
FTs Made	8	vs. Utah (11/17/24)
FTs Att	10	vs. Utah (11/27/24)
Minutes	34	at Memphis (12/21/24)

MISCELLANEOUS

	25-26	Career
10+ Points	5	32
20+ Points	--	1
10+ Rebounds	1	8
5+ Assists	--	--
3+ Steals	1	1
3+ Blocks	1	--
Double-Doubles	1	6
Dunks	10	--
Led AU in Points	1	1
Led AU in Rebounds	5	5
Led AU in Assists	2	2



5 KADEN MAGWOOD

Guard | Freshman | 6-2 | 175 | K-den
Louisville, Ky. (Combine Academy [NC])

2025-26 STATS

G-GS	PPG	RPG	APG	FG%	3PT%	FT%
15-2	3.3	1.1	1.9	37.7%	28.0%	100.0%

2025-26 NOTES

Started first two SEC games ... Leads team with 2.6 A/TO ratio ... 25 assists and just 9 TOs in last 141 minutes of action (12 games) ... Fourth on team in assists 1.9 apg despite averaging 10.9 mpg ... In three games at Players Era averaged 4.7 ppg in 8.7 mpg off the bench ... Eight assists vs. Jackson State were most by AU freshman since Sharife Cooper had eight at Kentucky on Feb. 13, 2021 ... 6 pts, 8 ast, 2 stl, 2 reb in season-high 19 min. vs. Jackson State ... Career-high 9 points on 4-of-6 shooting against Wofford ... Three points and three assists in 15 minutes vs. Merrimack ... 15 points in 20 minutes in starting nod against Memphis in second exhibition game ... No. 39 overall player in the Class of 2025 by ESPN.

2025-26 GAME-BY-GAME STATISTICS

Opponent	Date	GS	Min.	FG-A	3FG-A	FT-A	O-D-T	PF	A	TO	BLK	STL	PTS
BETHUNE-COOKMAN	11/3		6	0-2	0-1	0-0	1-0-1	1	0	1	0	0	0
MERRIMACK	11/6		15	1-5	1-4	0-0	0-2-2	0	3	1	1	0	3
WOFFORD	11/11		14	4-6	1-3	0-0	0-0-0	2	1	0	0	0	9
vs. Houston	11/16		8	1-3	1-2	0-0	1-0-1	1	0	0	0	0	3
JACKSON STATE	11/19		19	3-6	0-2	0-0	1-1-2	3	8	1	0	2	6
vs. Oregon	11/24		7	2-4	0-1	0-0	0-0-0	0	3	1	0	2	4
vs. Michigan	11/25		16	3-10	2-4	0-0	0-3-3	0	0	0	0	0	8
vs. St. John's	11/26		3	1-1	0-0	0-0	0-0-0	0	0	0	0	0	2
NC STATE	12/3		8	1-1	0-0	0-0	0-0-0	1	1	1	0	0	2
at Arizona	12/6		11	1-4	0-2	0-0	1-0-1	1	1	1	0	2	2
vs. Chattanooga	12/13		13	1-2	1-2	0-0	0-2-2	2	3	0	0	0	3
vs. Purdue	12/20		15	1-3	0-1	0-0	0-0-0	1	2	1	0	1	2
QUEENS	12/29		11	1-2	1-1	2-2	0-2-2	1	3	1	0	0	5
at Georgia	1/3	*	8	0-2	0-1	0-0	0-0-0	3	2	0	0	1	0
TEXAS A&M	1/6	*	8	0-2	0-0	0-0	0-2-2	2	1	3	0	0	0
ARKANSAS	1/10					DNP							
at Missouri	1/14					DNP							
SOUTH CAROLINA	1/17												
at Ole Miss	1/20												
at Florida	1/24												
TEXAS	1/28												
at Tennessee	1/31												
ALABAMA	2/7												
VANDERBILT	2/10												
at Arkansas	2/14												
at Mississippi State	2/18												
KENTUCKY	2/21												
at Oklahoma	2/24												
OLE MISS	2/28												
LSU	3/3												

SEASON SUPERLATIVES

Points	9	vs. Wofford (11/11)
Rebounds	3	vs. #7 Michigan (11/25)
Assists	8	vs. Jackson State (11/19)
Blocks	1	vs. Merrimack (11/6)
Steals	2	3x, last at #2 Arizona (12/6)
FG Made	4	vs. Wofford (11/11)
FG Att	10	vs. #7 Michigan (11/25)
3-Pt FG Made	2	vs. #7 Michigan (11/25)
3-Pt FG Att	4	2x, last vs. #7 Michigan (11/25)
FTs Made	2	vs. Queens (12/29)
FTs Att	2	vs. Queens (12/29)
Minutes	16	vs. #7 Michigan (11/25)

CAREER SUPERLATIVES

Points	9	vs. Wofford (11/11/25)
Rebounds	3	vs. #7 Michigan (11/25/25)
Assists	8	vs. Jackson State (11/19/25)
Blocks	1	vs. Merrimack (11/6/25)
Steals	2	3x, last at #2 Arizona (12/6/25)
FG Made	4	vs. Wofford (11/11/25)
FG Att	10	vs. #7 Michigan (11/25/25)
3-Pt FG Made	2	vs. #7 Michigan (11/25/25)
3-Pt FG Att	4	2x, last vs. #7 Michigan (11/25/25)
FTs Made	2	vs. Queens (12/29/25)
FTs Att	2	vs. Queens (12/29/25)
Minutes	16	vs. #7 Michigan (11/25/25)

MISCELLANEOUS

	25-26	Career
10+ Points	--	--
20+ Points	--	--
10+ Rebounds	--	--
5+ Assists	1	1
3+ Steals	--	--
3+ Blocks	--	--
Double-Doubles	--	--
Dunks	1	1
Led AU in Points	--	--
Led AU in Rebounds	--	--
Led AU in Assists	1	1

CAREER STATISTICS

				Field Goals		3-Point		F-Throws		Rebounds									Scoring	
SEASON	TEAM	GP-GS	MIN/AVG	FG-FGA	FG%	3FG-3FGA	3FG%	FT-FTA	FT%	OFF	DEF	TOT	AVG	PF-FO	A	TO	BLK	STL	PTS	AVG
2025-26	AU	15-2	161/10.7	20-53	.377	7-25	.280	2-2	1.000	4	12	16	1.1	18-0	28	11	1	8	49	3.3
TOTAL		15-2	161/10.7	20-53	.377	7-25	.280	2-2	1.000	4	12	16	1.1	18-0	28	11	1	8	49	3.3



6 ELYJAH FREEMAN

Guard/Forward | Sophomore | 6-8 | 185 | uh-LIE-juh
Palm Beach, Fla. (Lincoln Memorial)

2025-26 STATS

G-GS	PPG	RPG	APG	FG%	3PT%	FT%
17-9	10.6	4.8	1.5	49.6%	37.8%	71.9%

2025-26 NOTES

Last 5 games: 15.0 ppg, 25-of-44 (56.8%) from field including 10-of-17 (58.8%) from 3 ... 14.5 ppg, 3.8 rpg in last six games off the bench ... Off bench this season (8 games): 13.0 ppg, 51.5% FG in 24.0 mpg compared to 8.4 ppg, 47.3% FG in 25.7 mpg in 9 starts ... SEC action: 12.0 ppg, 3.8 rpg ... Third on team in rebounding (4.8) and fourth in scoring (10.6) ... Tops AU with 15 dunks ... Auburn career-best 27 points in 23 min. off bench vs. Queens ... Game-high 21 points in 28 minutes with 5 rebounds, 3 assists, 2 steals and a block vs. Wofford ... 14 pts, 6 reb, 5 ast on 5-of-6 FGs vs. Jackson State ... In first career start at AU, had 9 points, 7 rebounds and 2 steals in opener against Bethune-Cookman ... South Atlantic Conference First Team and All-Freshman team last season while at Lincoln Memorial ... Averaged 18.9 points and 8.7 rebounds as a freshman at LMU ... Grew four inches during senior year in high school.

2025-26 GAME-BY-GAME STATISTICS

Opponent	Date	GS	Min.	FG-A	3FG-A	FT-A	O-D-T	PF	A	TO	BLK	STL	PTS
BETHUNE-COOKMAN	11/3	*	31	3-6	0-1	3-5	1-6-7	1	0	1	0	2	9
MERRIMACK	11/6		22	2-5	0-2	0-1	2-4-6	4	2	2	0	0	4
WOFFORD	11/11	*	28	7-12	1-4	6-8	2-3-5	2	3	0	1	2	21
vs. Houston	11/16	*	30	3-9	1-3	0-1	1-2-3	2	2	2	0	1	7
JACKSON STATE	11/19	*	22	5-6	2-3	2-2	1-5-6	0	5	1	1	2	14
vs. Oregon	11/24	*	29	2-5	1-2	3-4	1-5-6	0	1	1	1	4	8
vs. Michigan	11/25	*	17	0-3	0-1	0-0	3-3-6	0	1	3	1	1	0
vs. St. John's	11/26	*	37	3-4	0-0	2-2	1-5-6	3	1	4	0	1	8
NC STATE	12/3	*	18	2-3	0-1	2-2	1-4-5	1	1	2	2	0	6
at Arizona	12/6	*	21	1-7	0-3	1-2	2-1-3	0	0	2	1	1	3
vs. Chattanooga	12/13		33	7-13	2-6	3-3	3-4-7	4	0	2	0	1	19
vs. Purdue	12/20		22	1-6	0-2	4-4	2-1-3	1	3	2	0	1	6
QUEENS	12/29		23	9-13	4-4	5-5	1-2-3	0	1	0	0	1	27
at Georgia	1/3		23	5-9	2-4	2-6	3-2-5	1	1	0	0	0	14
TEXAS A&M	1/6		15	3-6	0-2	2-2	2-1-3	2	0	0	1	1	8
ARKANSAS	1/10		27	4-8	2-3	3-4	0-6-6	0	3	0	0	2	13
at Missouri	1/14		27	4-8	2-4	3-6	0-2-2	2	0	1	1	0	13
SOTH CAROLINA	1/17												
at Ole Miss	1/20												
at Florida	1/24												
TEXAS	1/28												
at Tennessee	1/31												
ALABAMA	2/7												
VANDERBILT	2/10												
at Arkansas	2/14												
at Mississippi State	2/18												
KENTUCKY	2/21												
at Oklahoma	2/24												
OLE MISS	2/28												
LSU	3/3												

CAREER STATISTICS

				Field Goals		3-Point		F-Throws		Rebounds									Scoring	
SEASON	TEAM	GP-GS	MIN/AVG	FG-FGA	FG%	3FG-3FGA	3FG%	FT-FTA	FT%	OFF	DEF	TOT	AVG	PF-FO	A	TO	BLK	STL	PTS	AVG
2024-25	LM	31-28	957/30.9	200-341	.587	26-57	.456	159-197	.807	74	197	271	8.7	70-3	72	79	23	54	585	18.9
2025-26	AU	17-9	424/24.9	61-123	.496	17-45	.378	41-57	.719	25	56	81	4.8	23-0	25	23	9	20	180	10.6
TOTAL FOR AU		17-9	424/24.9	61-123	.496	17-45	.378	41-57	.719	25	56	81	4.8	23-0	25	23	9	20	180	10.6
TOTAL		48-37	1381/28.8	261-464	.563	43-102	.422	200-254	.787	99	253	352	7.3	93-3	97	102	32	74	765	15.9

CAREER HONORS

- 2025 NABC Southeast Region All-District Second Team
- 2025 D2CSC All-Region Second Team
- 2025 South Atlantic Conference Freshman of the Year
- 2025 South Atlantic Conference First Team
- 2025 South Atlantic Conference All-Freshman Team
- South Atlantic Conference Player of the Week (1/13/25)
- NABC National Player of the Week (1/14/25)
- TSWA Player of the Week (1/15/25)
- 2024-25 South Atlantic Conference Commissioner's Honor Roll

SEASON SUPERLATIVES

Points	27	vs. Queens (12/29)
Rebounds	7	2x, last vs. Chattanooga (12/13)
Assists	5	vs. Jackson State (11/19)
Blocks	2	vs. NC State (12/3)
Steals	4	vs. Oregon (11/24)
FG Made	9	vs. Queens (12/29)
FG Att	13	2x, last vs. Queens (12/29)
3-Pt FG Made	4	vs. Queens (12/29)
3-Pt FG Att	6	vs. Chattanooga (12/13)
FTs Made	6	vs. Wofford (11/11)
FTs Att	8	vs. Wofford (11/11)
Minutes	37	vs. #14 St. John's (11/26)

CAREER SUPERLATIVES

Points	36	at Carson-Newman (1/8/25)
Rebounds	19	vs. Carson-Newman (3/6/25)
Assists	6	vs. Emory & Henry (1/22/25)
Blocks	4	vs. South Carolina (11/28/24)
Steals	6	vs. Wingate (3/4/25)
FG Made	14	vs. Coker (1/11/25)
FG Att	24	at Carson-Newman (1/8/25)
3-Pt FG Made	4	2x, last vs. Queens (12/29/25)
3-Pt FG Att	6	at Carson-Newman (1/8/25)
FTs Made	11	vs. UNC Pembroke (3/15/25)
FTs Att	13	vs. UNC Pembroke (3/15/25)
Minutes	45	vs. Lenoir-Rhyne (3/7/25)

MISCELLANEOUS

	25-26	Career
10+ Points	7	35
20+ Points	2	16
10+ Rebounds	--	11
5+ Assists	1	4
3+ Steals	1	10
3+ Blocks	--	1
Double-Doubles	--	11
Dunks	15	--
Led AU in Points	3	3
Led AU in Rebounds	2	2
Led AU in Assists	2	2



7 KEYSHAWN HALL

Forward | Senior | 6-7 | 225
Cleveland, Ohio (UCF)

2025-26						
G-GS	PPG	RPG	APG	FG%	3PT%	FT%
16-16	20.9	7.9	3.1	48.7%	42.9%	85.8%

2025-26 NOTES

Dick Vitale National Player of the Week after averaging 32.0 pts, 7.0 reb, 4.0 ast, 2.0 blks, 65.5% FG and 70.0% 3FG last week ... Leads AU in scoring (20.9 ppg), rebounds (7.9 rpg) and assists (3.1 apg) ... In last 60 years, only one other AU player had lead team in all three categories at end of season (Marquis Daniels, 2001-02, 15.7 ppg, 5.3 rpg, 4.1 apg) ... One of two players nationally averaging at least 20.5 ppg, 7.5 rpg and 3.0 apg (Cameron Boozker, Duke) ... Double digit scoring in 18 consecutive games and in 31 of last 32 dating back to last season ... First AU player in 32 years (Wesley Person, 1994) to score 30+ in consecutive SEC games ... 20th nationally in scoring (21.7) and leads country in FTMs (121) ... Third in SEC in scoring and fifth in rebounding - only player in league in top 5 of each category ... SEC play: 23.5 ppg, 8.3 rpg ... 20+ points in 10 of 16 games ... First AU player since Wesley Person in 1993-94 to enter SEC play averaging 20 ppg ... 18 2nd half points in come-from-behind win vs. No. 14 St. John's ... 20 pts, 8 reb, 4 ast vs. St. John's ... 93 points thru four games is third most by AU player in first four games of year over last 48 seasons ... Big 12's leading scorer last year: 18.8 points per game while at UCF.

2025-26 GAME-BY-GAME STATISTICS

Opponent	Date	GS	Min.	FG-A	3FG-A	FT-A	O-D-T	PF	A	TO	BLK	STL	PTS
BETHUNE-COOKMAN	11/3	*	37	5-12	2-4	16-18	3-5-8	2	2	4	1	0	28
MERRIMACK	11/6	*	26	6-9	1-1	12-13	5-9-14	1	1	0	0	1	25
WOFFORD	11/11	*	27	7-10	3-3	3-3	4-7-11	1	6	4	3	2	20
vs. Houston	11/16	*	29	6-16	0-3	8-8	4-7-11	3	1	2	0	1	20
JACKSON STATE	11/19					DNP							
vs. Oregon	11/24	*	36	5-14	2-7	6-6	4-2-6	2	1	0	0	1	18
vs. Michigan	11/25	*	32	4-11	1-4	6-7	1-4-5	2	0	2	0	0	15
vs. St. John's	11/26	*	35	5-11	1-3	9-12	1-7-8	3	4	1	1	0	20
NC STATE	12/3	*	36	9-14	5-7	5-5	0-10-10	1	1	6	0	1	28
at Arizona	12/6	*	36	3-11	1-4	6-6	2-2-4	3	0	3	1	1	13
vs. Chattanooga	12/13	*	36	5-9	1-5	11-14	3-8-11	1	6	2	1	0	22
vs. Purdue	12/20	*	35	5-11	2-6	2-2	0-3-3	3	2	3	0	0	14
QUEENS	12/29	*	25	6-10	3-6	3-5	2-3-5	4	7	2	2	2	18
at Georgia	1/3	*	38	5-13	1-4	9-12	3-4-7	4	4	3	1	1	20
TEXAS A&M	1/6	*	37	8-15	3-5	13-16	5-7-12	3	3	3	2	0	32
ARKANSAS	1/10	*	36	11-14	4-5	6-6	1-1-2	3	5	3	2	1	32
at Missouri	1/14	*	38	2-9	0-3	6-8	3-6-9	2	7	5	1	0	10
SOTH CAROLINA	1/17												
at Ole Miss	1/20												
at Florida	1/24												
TEXAS	1/28												
at Tennessee	1/31												
ALABAMA	2/7												
VANDERBILT	2/10												
at Arkansas	2/14												

CAREER HONORS

- Dick Vitale National Player of the Week (Jan. 12, 2026)
- 2026 Karl Malone Award Watch List
- 2025 NABC Second Team All-District (Southeast)
- 2025 All-Big 12 Second Team
- 2025 Big 12 Newcomer Team
- 2024 NABC First Team All-District
- 2024 Named All-Atlantic 10 Second Team

SEASON SUPERLATIVES

Points	32	2x, last vs. #15 Arkansas (1/10)
Rebounds	14	vs. Merrimack (11/6)
Assists	7	2x, last at Missouri (1/14)
Blocks	3	vs. Wofford (11/11)
Steals	2	2x, last vs. Queens (12/29)
FG Made	11	vs. #15 Arkansas (1/10)
FG Att	16	vs. #1 Houston (11/15)
3-Pt FG Made	5	vs. NC State (12/3)
3-Pt FG Att	7	2x, last vs. NC State (12/3)
FTs Made	16	vs. Bethune-Cookman (11/3)
FTs Att	18	vs. Bethune-Cookman (11/3)
Minutes	38	at #23 Georgia (1/3)

CAREER SUPERLATIVES

Points	40	at Arizona State (1/14/25)
Rebounds	15	vs. South Dakota St. (11/20/23)
Assists	7	2x, last at Missouri (1/14/26)
Blocks	3	vs. Wofford (11/11/25)
Steals	3	2x, last vs. Kansas (3/12/25)
FG Made	15	vs. Bridgewater (Va.) (12/19/23)
FG Att	21	vs. LSU (11/24/24)
3-Pt FG Made	5	vs. NC State (12/3/25)
		at Kansas (1/28/25)
3-Pt FG Att	9	2x, last vs. Kansas (3/12/25)
FTs Made	16	vs. Bethune-Cookman (11/3/25)
FTs Att	18	vs. Bethune-Cookman (11/3/25)
Minutes	44	vs. Kansas (3/12/25)

MISCELLANEOUS

	25-26	Career
10+ Points	16	71
20+ Points	10	36
10+ Rebounds	6	21
5+ Assists	5	10
3+ Steals	--	2
3+ Blocks	1	1
Double-Doubles	6	19
Dunks	5	--
Led AU in Points	6	6
Led AU in Rebounds	10	10
Led AU in Assists	5	5

CAREER STATISTICS

				Field Goals		3-Point		F-Throws		Rebounds									Scoring	
SEASON	TEAM	GP-GS	MIN/AVG	FG-FGA	FG%	3FG-3FGA	3FG%	FT-FTA	FT%	OFF	DEF	TOT	AVG	PF-FO	A	TO	BLK	STL	PTS	AVG
2022-23	UNLV	18-0	193/10.7	35-73	.479	10-20	.500	17-25	.680	6	23	29	1.6	34-1	8	20	4	4	97	5.4
2023-24	GMU	29-28	888/30.6	163-344	.474	41-115	.357	114-135	.844	32	202	234	8.1	61-0	42	68	9	12	481	16.6
2024-25	UCF	33-33	1104/33.5	188-440	.427	45-127	.354	199-244	.816	68	166	234	7.1	82-1	80	99	15	27	620	18.8
2025-26	AU	16-16	541/33.8	92-189	.487	30-70	.429	121-141	.858	41	85	126	7.9	38-0	50	42	14	11	335	20.9
TOTAL FOR AU		16-16	541/33.8	92-189	.487	30-70	.429	121-141	.858	41	85	126	7.9	38-0	50	42	14	11	335	20.9
TOTAL		96-77	2726/28.4	478-1046	.457	126-332	.380	451-545	.828	147	476	623	6.5	215-2	180	229	42	54	1533	16.0



10 **SIMON WALKER**

Guard | Freshman | 6-5 | 205 | sy-mun
Huntsville, Ala. (Huntsville HS)

2025-26 STATS

G-GS	PPG	RPG	APG	FG%	3PT%	FT%
8-0	3.8	0.6	0.3	57.9%	53.3%	0.0%

2025-26 NOTES

3.0 ppg, 1.3 rpg and 6.3 mpg in last four games played ... Missed six weeks with foot injury ... Sixth on team in 3s made (8) ... Making a 3 every 6.6 minutes played ... 8-of-15 (53.3%) from 3 this season ... Hit both 3 attempts vs. Chattanooga in 6 minutes of action ... AU debut vs. Jackson State scored 15 points in 7 minutes hitting 5-of-5 from 3 ... fourth player in program history to make five 3's without a miss in a game and first since Troy Gaines at LSU in 1993 ... Only SEC player this season to make 5+ 3-pointers without a miss in a game.

2025-26 GAME-BY-GAME STATISTICS

Opponent	Date	GS	Min.	FG-A	3FG-A	FT-A	O-D-T	PF	A	TO	BLK	STL	PTS
BETHUNE-COOKMAN	11/3				DNP								
MERRIMACK	11/6				DNP								
WOFFORD	11/11				DNP								
vs. Houston	11/16				DNP								
JACKSON STATE	11/19		7	5-5	5-5	0-0	0-0-0	1	1	1	0	0	15
vs. Oregon	11/24		4	0-1	0-1	0-0	0-0-0	1	0	0	0	0	0
vs. Michigan	11/25		15	1-4	1-3	0-0	0-0-0	2	0	0	0	0	3
vs. St. John's	11/26		1	0-0	0-0	0-0	0-0-0	0	0	0	0	0	0
NC STATE	12/3				DNP								
at Arizona	12/6				DNP								
vs. Chattanooga	12/13		6	2-2	2-2	0-0	1-0-1	2	0	1	0	0	6
vs. Purdue	12/20				DNP								
QUEENS	12/29		9	2-4	0-2	0-0	1-1-2	0	0	0	0	0	4
at Georgia	1/3				DNP								
TEXAS A&M	1/6		9	1-3	0-2	0-0	1-1-2	0	1	0	0	1	2
ARKANSAS	1/10		1	0-0	0-0	0-0	0-0-0	0	0	0	0	0	0
at Missouri	1/14				DNP								
SOUTH CAROLINA	1/17												
at Ole Miss	1/20												
at Florida	1/24												
TEXAS	1/28												
at Tennessee	1/31												
ALABAMA	2/7												
VANDERBILT	2/10												
at Arkansas	2/14												
at Mississippi State	2/18												
KENTUCKY	2/21												
at Oklahoma	2/24												
OLE MISS	2/28												
LSU	3/3												

SEASON SUPERLATIVES

Points	15	vs. Jackson State (11/19)
Rebounds	2	vs. Texas A&M (1/6)
Assists	1	2x, last vs. Texas A&M (1/6)
Blocks	--	
Steals	1	vs. Texas A&M (1/6)
FG Made	5	vs. Jackson State (11/19)
FG Att	5	vs. Jackson State (11/19)
3-Pt FG Made	5	vs. Jackson State (11/19)
3-Pt FG Att	5	vs. Jackson State (11/19)
FTs Made	--	
FTs Att	--	
Minutes	15	vs. #7 Michigan (11/25)

CAREER SUPERLATIVES

Points	15	vs. Jackson State (11/19/25)
Rebounds	2	2x, last vs. Texas A&M (1/6/26)
Assists	1	vs. Jackson State (11/19/25)
Blocks	--	
Steals	1	vs. Texas A&M (1/6/26)
FG Made	5	vs. Jackson State (11/19/25)
FG Att	5	vs. Jackson State (11/19/25)
3-Pt FG Made	5	vs. Jackson State (11/19/25)
3-Pt FG Att	5	vs. Jackson State (11/19/25)
FTs Made	--	
FTs Att	--	
Minutes	15	vs. #7 Michigan (11/25/25)

MISCELLANEOUS

	25-26	Career
10+ Points	1	1
20+ Points	--	--
10+ Rebounds	--	--
5+ Assists	--	--
3+ Steals	--	--
3+ Blocks	--	--
Double-Doubles	--	--
Dunks	--	--
Led AU in Points	--	--
Led AU in Rebounds	--	--
Led AU in Assists	--	--

CAREER STATISTICS

				Field Goals		3-Point		F-Throws		Rebounds									Scoring	
SEASON	TEAM	GP-GS	MIN/AVG	FG-FGA	FG%	3FG-3FGA	3FG%	FT-FTA	FT%	OFF	DEF	TOT	AVG	PF-FO	A	TO	BLK	STL	PTS	AVG
2025-26	AU	8-0	53/6.6	11-19	.579	8-15	.533	0-0	.000	3	2	5	0.6	6-0	2	2	0	1	30	3.8
TOTAL		8-0	53/6.6	11-19	.579	8-15	.533	0-0	.000	3	2	5	0.6	6-0	2	2	0	1	30	3.8



14 EMEKA OPURUM

Center | Sophomore | 7-0 | 205 | uh-mek-AH OH-purr-UM
Lagos, Nigeria (Butler [Kan.] CC)

2025-26 STATS

G-GS	PPG	RPG	BPG	FG%	3PT%	FT%
6-0	3.8	2.5	1.0	76.9%	0.0%	50.0%

2025-26 NOTES

Out for season with medical condition (announced Dec. 13) ... Action in five games, recording six blocks and 14 rebounds in 58 minutes of action ... Limited action in Players Era playing 5.0 mpg ... 4 points, 7 rebounds and 3 blocks vs. Wofford in 13 minutes ... Strong showing in Auburn debut against Merrimack with 11 points, 4 rebounds and 2 blocks in 19 minutes off the bench ... Connected on all four shots from the field against Merrimack.

2025-26 GAME-BY-GAME STATISTICS

Opponent	Date	GS	Min.	FG-A	3FG-A	FT-A	O-D-T	PF	A	TO	BLK	STL	PTS
BETHUNE-COOKMAN	11/3					DNP							
MERRIMACK	11/6		19	4-4	0-0	3-6	0-4-4	2	0	0	2	1	11
WOFFORD	11/11		13	2-3	0-0	0-0	2-5-7	1	0	0	3	0	4
vs. Houston	11/16					DNP							
JACKSON STATE	11/19		11	3-3	0-0	0-0	0-1-1	3	0	0	1	1	6
vs. Oregon	11/24		7	1-2	0-0	0-0	1-1-2	1	1	0	0	0	2
vs. Michigan	11/25		2	0-0	0-0	0-0	0-0-0	0	0	0	0	0	0
vs. St. John's	11/26		6	0-1	0-0	0-0	1-0-1	1	0	0	0	0	0
NC STATE	12/3					DNP							
at Arizona	12/6					DNP							
vs. Chattanooga	12/13					DNP							
vs. Purdue	12/20					DNP							
QUEENS	12/29					DNP							
at Georgia	1/3					DNP							
TEXAS A&M	1/6					DNP							
ARKANSAS	1/10					DNP							
at Missouri	1/14					DNP							
SOTH CAROLINA	1/17												
at Ole Miss	1/20												
at Florida	1/24												
TEXAS	1/28												
at Tennessee	1/31												
ALABAMA	2/7												
VANDERBILT	2/10												
at Arkansas	2/14												
at Mississippi State	2/18												
KENTUCKY	2/21												
at Oklahoma	2/24												
OLE MISS	2/28												
LSU	3/3												
at Alabama	3/7												

CAREER HONORS

- 2025 Kansas Jayhawk Community College Conference Defensive Player of the Year
- 2025 KJCCC All-Conference First Team selection

SEASON SUPERLATIVES

Points	11	vs. Merrimack (11/6)
Rebounds	7	vs. Wofford (11/11)
Assists	1	vs. Oregon (11/24)
Blocks	3	vs. Wofford (11/11)
Steals	1	2x, last vs. Jackson State (11/19)
FG Made	4	vs. Merrimack (11/6)
FG Att	4	vs. Merrimack (11/6)
3-Pt FG Made	--	
3-Pt FG Att	--	
FTs Made	3	vs. Merrimack (11/6)
FTs Att	6	vs. Merrimack (11/6)
Minutes	19	vs. Merrimack (11/6)

CAREER SUPERLATIVES


Points	11	vs. Merrimack (11/6/25)
Rebounds	7	vs. Wofford (11/11/25)
Assists	1	vs. Oregon (11/24/25)
Blocks	3	vs. Wofford (11/11/25)
Steals	1	2x, last vs. Jackson St. (11/19/25)
FG Made	4	vs. Merrimack (11/6/25)
FG Att	4	vs. Merrimack (11/6/25)
3-Pt FG Made	--	
3-Pt FG Att	--	
FTs Made	3	vs. Merrimack (11/6/25)
FTs Att	6	vs. Merrimack (11/6/25)
Minutes	19	vs. Merrimack (11/6/25)

MISCELLANEOUS

	25-26	Career
10+ Points	1	1
20+ Points	--	--
10+ Rebounds	--	--
5+ Assists	--	--
3+ Steals	--	--
3+ Blocks	1	-1
Double-Doubles	--	--
Dunks	3	3
Led AU in Points	--	--
Led AU in Rebounds	--	--
Led AU in Assists	--	--

CAREER STATISTICS

				Field Goals		3-Point		F-Throws		Rebounds									Scoring	
SEASON	TEAM	GP-GS	MIN/AVG	FG-FGA	FG%	3FG-3FGA	3FG%	FT-FTA	FT%	OFF	DEF	TOT	AVG	PF-FO	A	TO	BLK	STL	PTS	AVG
2025-26	AU	6-0	58/9.6	10-13	.769	0-0	.000	3-6	.500	4	11	15	2.5	8-0	1	0	6	2	23	3.8
TOTAL		6-0	58/9.6	10-13	.769	0-0	.000	3-6	.500	4	11	15	2.5	8-0	1	0	6	2	23	3.8



21 BLAKE MUSCHALEK

Guard | Junior | 6-3 | 190 | Mah-SHAW-lick
Dallas, Texas (Trinity Christian Academy)

2025-26 STATS						
G-GS	PPG	RPG	APG	FG%	3PT%	FT%
10-0	1.1	0.9	0.2	30.0%	28.6%	50.0%

2025-26 NOTES

Last two SEC games, 10.0 mpg ... 10 minutes vs. Missouri and Arkansas is career-high in SEC games ... Only 3 turnovers in 57 minutes this season ... Versus Jackson State, scored a then career-best 4 points, in 12 minutes while equalling career high with 3 rebounds ... Saw first action of season vs. Merrimack, playing a career-high nine minutes ... Strong defensive effort against Merrimack, logging a steal and rebound ... Reserve guard who has played in 38 career games for Auburn ... Named to SEC Academic Honor Roll last year.

2025-26 GAME-BY-GAME STATISTICS

Opponent	Date	GS	Min.	FG-A	3FG-A	FT-A	O-D-T	PF	A	TO	BLK	STL	PTS
BETHUNE-COOKMAN	11/3					DNP							
MERRIMACK	11/6	9		0-1	0-1	0-0	1-0-1	1	0	0	0	1	0
WOFFORD	11/11	6		0-1	0-1	0-0	1-2-3	1	0	1	0	1	0
vs. Houston	11/16	1		0-0	0-0	0-0	0-0-0	1	0	0	0	0	0
JACKSON STATE	11/19	12		1-2	1-2	1-2	1-2-3	4	1	0	0	2	4
vs. Oregon	11/24					DNP							
vs. Michigan	11/25	2		1-1	0-0	0-0	1-0-1	0	0	0	0	0	2
vs. St. John's	11/26					DNP							
NC STATE	12/3	2		0-1	0-1	0-0	0-0-0	0	0	1	0	0	0
at Arizona	12/6					DNP							
vs. Chattanooga	12/13	1		0-0	0-0	0-0	0-0-0	0	0	0	0	0	0
vs. Purdue	12/20					DNP							
QUEENS	12/29	4		0-0	0-0	0-2	0-0-0	0	0	0	0	0	0
at Georgia	1/3					DNP							
TEXAS A&M	1/6					DNP							
ARKANSAS	1/10	10		1-1	1-1	2-2	1-0-1	3	0	0	0	1	5
at Missouri	1/14	10		0-2	0-1	0-0	0-0-0	1	1	1	0	1	0
SOTH CAROLINA	1/17												
at Ole Miss	1/20												
at Florida	1/24												
TEXAS	1/28												
at Tennessee	1/31												
ALABAMA	2/7												
VANDERBILT	2/10												
at Arkansas	2/14												
at Mississippi State	2/18												
KENTUCKY	2/21												
at Oklahoma	2/24												
OLE MISS	2/28												
LSU	3/3												

CAREER STATISTICS

				Field Goals		3-Point		F-Throws		Rebounds								Scoring		
SEASON	TEAM	GP-GS	MIN/AVG	FG-FGA	FG%	3FG-3FGA	3FG%	FT-FTA	FT%	OFF	DEF	TOT	AVG	PF-FO	A	TO	BLK	STL	PTS	AVG
2023-24	AU	15-0	22/1.5	0-3	.000	0-0	.000	8-13	.615	0	1	1	0.1	0-0	1	1	0	2	8	0.5
2024-25	AU	13-0	26/2.0	3-3	1.000	0-0	.000	3-4	.750	1	1	2	0.2	3-0	2	2	0	1	9	0.7
2025-26	AU	10-0	56/5.6	3-10	.300	2-7	.286	3-6	.500	5	4	9	0.9	11-0	2	3	0	6	11	1.1
TOTAL		38-0	104/2.7	6-16	.375	2-7	.286	14-23	.609	6	6	12	0.3	14-0	5	6	0	9	28	0.7

CAREER HONORS

- 2025 SEC Academic Honor Roll

SEASON SUPERLATIVES

Points	5	vs. #15 Arkansas (1/10)
Rebounds	3	2x, last vs. Jackson State (11/19)
Assists	1	2x, last at Missouri (1/14)
Blocks	--	
Steals	2	vs. Jackson State (11/19)
FG Made	1	3x, last vs. #15 Arkansas (1/10)
FG Att	2	3x, last at Missouri (1/14)
3-Pt FG Made	1	2x, last vs. #15 Arkansas (1/10)
3-Pt FG Att	2	vs. Jackson State (11/19)
FTs Made	2	vs. #15 Arkansas (1/10)
FTs Att	2	3x, last vs. #15 Arkansas (1/10)
Minutes	12	vs. Jackson State (11/19)

CAREER SUPERLATIVES

Points	5	vs. #15 Arkansas (1/10/26)
Rebounds	3	2x, last vs. Jackson State (11/19/25)
Assists	1	2x, last at Missouri (1/14/26)
Blocks	--	
Steals	2	vs. Jackson State (11/19/25)
FG Made	1	3x, last vs. #15 Arkansas (1/10/26)
FG Att	2	3x, last at Missouri (1/14/26)
3-Pt FG Made	1	2x, last vs. #15 Arkansas (1/10/26)
3-Pt FG Att	2	vs. Jackson State (11/19/25)
FTs Made	2	vs. #15 Arkansas (1/10/26)
FTs Att	2	2x, last vs. #15 Arkansas (1/10/26)
Minutes	12	vs. Jackson State (11/19/25)

MISCELLANEOUS

	25-26	Career
10+ Points	--	--
20+ Points	--	--
10+ Rebounds	--	--
5+ Assists	--	--
3+ Steals	--	--
3+ Blocks	--	--
Double-Doubles	--	--
Dunks	--	--
Led AU in Points	--	--
Led AU in Rebounds	--	--
Led AU in Assists	--	--



33

SEBASTIAN

WILLIAMS-ADAMS

Forward | Freshman | 6-8 | 230
Houston, Texas (St. John's High School)

2025-26 STATS

G-GS	PPG	RPG	APG	FG%	3PT%	FT%
17-10	7.4	3.5	2.1	57.7%	30.8%	45.6%

2025-26 NOTES

Last three games: 9.7 ppg, 4.0 rpg, 1.7 apg, 1.0 spg and 6.47% FG ... 9-of-13 (69.2%) from 2 in last 3 games ... Started in 10 games, including last seven ... Played in 42 of 45 minutes vs. UGA ... 10 points, 5 rebounds, 3 blocks, 2 steals vs. Queens ... Leads team field goal pct (57.7%), second in blocks (0.8 bpg), steals (1.3 spg) and third in assists (2.1 apg) ... Double-digit scoring in 3 of last 5 games ... Strong effort off bench vs. St. John's with 7 pts, 3 reb, 3 ast, 2 stl, 1 blk in 21 minutes while dealing with foul trouble ... 14 points, team-high 5 assists and 2 steals in first career start vs. Merrimack ... 15 points, 6 rebounds and 3 assists in 31 minutes off the bench in collegiate debut against Bethune-Cookman ... Five-star prospect who was the No. 35 overall prospect in the Class of 2025 ... Nickname of "Sway" (SWA) came from assistant coach Ian Borders.

2025-26 GAME-BY-GAME STATISTICS

Opponent	Date	GS	Min.	FG-A	3FG-A	FT-A	O-D-T	PF	A	TO	BLK	STL	PTS
BETHUNE-COOKMAN	11/3		31	5-8	1-1	4-8	2-4-6	2	3	0	1	1	15
MERRIMACK	11/6	*	26	5-8	0-1	4-6	2-3-5	4	5	1	1	2	14
WOFFORD	11/11	*	22	4-4	0-0	0-1	1-2-3	1	0	1	1	1	8
vs. Houston	11/16		26	2-2	0-0	3-8	1-3-4	1	2	0	0	0	7
JACKSON STATE	11/19	*	23	3-3	1-1	1-2	0-1-1	2	2	1	0	4	8
vs. Oregon	11/24		27	1-2	0-1	4-6	1-2-3	2	2	0	1	2	6
vs. Michigan	11/25		20	0-1	0-0	1-5	1-1-2	5	0	1	1	1	1
vs. St. John's	11/26		21	3-4	0-0	1-2	2-1-3	4	3	2	1	2	7
NC STATE	12/3		27	3-3	0-0	1-2	0-1-1	1	4	3	1	2	7
at Arizona	12/6		24	1-6	0-2	1-4	2-0-2	3	1	1	0	0	3
vs. Chattanooga	12/13	*	33	2-6	0-2	4-6	1-3-4	1	5	2	0	0	8
vs. Purdue	12/20	*	20	1-4	0-0	0-0	1-0-1	2	1	1	0	2	2
QUEENS	12/29	*	29	4-6	0-1	2-4	1-4-5	1	1	0	3	2	10
at Georgia	1/3	*	42	0-4	0-0	0-2	3-4-7	2	2	1	2	0	0
TEXAS A&M	1/6	*	30	4-6	1-2	2-5	3-1-4	3	2	3	1	2	11
ARKANSAS	1/10	*	24	3-6	0-1	0-4	3-2-5	3	2	2	0	1	6
at Missouri	1/14	*	19	4-5	1-1	3-3	0-3-3	5	1	1	1	0	12
SOTH CAROLINA	1/17												
at Ole Miss	1/20												
at Florida	1/24												
TEXAS	1/28												
at Tennessee	1/31												
ALABAMA	2/7												
VANDERBILT	2/10												
at Arkansas	2/14												
at Mississippi State	2/18												
KENTUCKY	2/21												
at Oklahoma	2/24												
OLE MISS	2/28												
LSU	3/3												
at Alabama	3/7												

CAREER HONORS

- 2024 USA Men's U18 National Team training camp participant

SEASON SUPERLATIVES

Points	15	vs. Bethune-Cookman (11/3)
Rebounds	7	at #23 Georgia (1/3)
Assists	5	2x, last vs. Chattanooga (12/13)
Blocks	3	vs. Queens (12/29)
Steals	4	vs. Jackson State (11/19)
FG Made	5	vs. Merrimack (11/6)
		vs. Bethune-Cookman (11/3)
FG Att	8	vs. Merrimack (11/6)
		vs. Bethune-Cookman (11/3)
3-Pt FG Made	2	3x, last vs. Texas A&M (1/6)
3-Pt FG Att	2	2x, last vs. Texas A&M (1/6)
FTs Made	4	4x, last vs. Chattanooga (12/13)
FTs Att	8	vs. #1 Houston (11/15)
		vs. Bethune-Cookman (11/3)
Minutes	42	at #23 Georgia (1/3)

CAREER SUPERLATIVES

Points	15	vs. Bethune-Cookman (11/3/25)
Rebounds	7	at #23 Georgia (1/3/26)
Assists	5	2x, last vs. Chattanooga (12/13/25)
Blocks	3	vs. Queens (12/29/25)
Steals	4	vs. Jackson State (11/19/25)
FG Made	5	vs. Merrimack (11/6/25)
		vs. Bethune-Cookman (11/3/25)
FG Att	8	vs. Merrimack (11/6/25)
		vs. Bethune-Cookman (11/3/25)
3-Pt FG Made	1	3x, last vs. Texas A&M (1/6/26)
3-Pt FG Att	2	2x, last vs. Texas A&M (1/6/26)
FTs Made	4	4x, last vs. Chattanooga (12/13/25)
FTs Att	8	vs. #1 Houston (11/15/25)
		vs. Bethune-Cookman (11/3/25)
Minutes	42	at #23 Georgia (1/3)

MISCELLANEOUS

	25-26	Career
10+ Points	5	5
20+ Points	--	--
10+ Rebounds	--	--
5+ Assists	2	2
3+ Steals	--	--
3+ Blocks	1	1
Double-Doubles	--	--
Dunks	5	5

Led AU in Points	--	--
Led AU in Rebounds	--	--
Led AU in Assists	2	2

CAREER STATISTICS

				Field Goals		3-Point		F-Throws		Rebounds									Scoring	
SEASON	TEAM	GP-GS	MIN/AVG	FG-FGA	FG%	3FG-3FGA	3FG%	FT-FTA	FT%	OFF	DEF	TOT	AVG	PF-FO	A	TO	BLK	STL	PTS	AVG
2025-26	AU	17-10	445/26.2	45-78	.577	4-13	.308	31-68	.456	25	35	60	3.5	42-2	36	20	14	22	125	7.4
TOTAL		17-10	445/26.2	45-78	.577	4-13	.308	31-68	.456	25	35	60	3.5	42-2	36	20	14	22	125	7.4



38 **FILIP JOVIĆ**

Forward | Freshman | 6-8 | 225 | YO-vich
Bijeljina, Bosnia and Hertzegovina (KK Mega Basket)

2025-26 STATS

G-GS	PPG	RPG	APG	FG%	3PT%	FT%
16-3	6.1	4.7	0.4	64.3%	0.0%	58.1%

2025-26 NOTES

10-of-11 (90.9%) from field in SEC play ... First career double-double with 10 points, 10 rebounds in 22 minutes at UGA in SEC opener ... Only seven minutes vs. Texas A&M after suffering knee injury ... In AU's last 11 games, has team-leading 25 offensive rebounds ... Second on AU in offensive rebounds (40) and fourth in rebounds (4.7 rpg) despite averaging under 20 minutes per game ... Players Era: 11.0 ppg, 5.0 rpg, 72.7 FG%, 21.1 mpg in 2 games off bench ... 3 games prior to missing St. John's game with left wrist injury: 13.3 ppg, 4.3 rpg, 76.2 FG% (16-21) ... Career-high 18 points on 8-of-10 shooting in 23 minutes vs. Jackson State ... 9 points and 10 rebounds vs. Merrimack ... First career start in opener against Bethune-Cookman, scoring 2 points in 13 minutes ... Came to Auburn from KK Mega Basket of the Adriatic Basketball Association, the same league that produced NBA MVP Nikola Jovic.

2025-26 GAME-BY-GAME STATISTICS

Opponent	Date	GS	Min.	FG-A	3FG-A	FT-A	O-D-T	PF	A	TO	BLK	STL	PTS
BETHUNE-COOKMAN	11/3	*	13	1-4	0-1	0-0	1-1-2	3	0	2	0	0	2
MERRIMACK	11/6	*	19	4-7	0-0	1-3	7-3-10	3	1	0	1	0	9
WOFFORD	11/11	*	24	2-4	0-0	3-6	3-3-6	2	0	1	0	0	7
vs. Houston	11/16		9	0-0	0-0	0-0	0-2-2	2	1	2	0	1	0
JACKSON STATE	11/19		23	8-10	0-1	2-2	1-2-3	1	0	1	2	0	18
vs. Oregon	11/24		14	4-4	0-0	1-1	3-1-4	3	1	1	0	1	9
vs. Michigan	11/25		28	4-7	0-0	5-11	5-1-6	2	0	0	0	0	13
vs. St. John's	11/26					DNP							
NC STATE	12/3		24	1-1	0-0	0-1	1-4-5	3	1	1	2	0	2
at Arizona	12/6		18	0-0	0-0	1-2	2-3-5	2	1	1	1	0	1
vs. Chattanooga	12/13		16	0-1	0-0	3-4	3-2-5	3	0	1	0	0	3
vs. Purdue	12/20		21	1-5	0-0	1-2	1-2-3	1	0	0	0	0	3
QUEENS	12/29		18	1-2	0-0	3-4	3-2-5	3	0	0	0	0	5
at Georgia	1/3		22	3-4	0-0	4-5	5-5-10	5	0	1	1	0	10
TEXAS A&M	1/6		7	0-0	0-0	0-0	0-0-0	1	0	0	0	0	0
ARKANSAS	1/10		12	3-3	0-0	1-1	2-2-4	3	1	0	0	2	7
at Missouri	1/14		22	4-4	0-0	0-1	3-2-5	1	0	0	1	2	8
SOTH CAROLINA	1/17												
at Ole Miss	1/20												
at Florida	1/24												
TEXAS	1/28												
at Tennessee	1/31												
ALABAMA	2/7												
VANDERBILT	2/10												
at Arkansas	2/14												
at Mississippi State	2/18												
KENTUCKY	2/21												
at Oklahoma	2/24												
OLE MISS	2/28												

SEASON SUPERLATIVES

Points	18	vs. Jackson State (11/19)
Rebounds	10	2x, last at #23 Georgia (1/3)
Assists	1	4x, last vs. NC State (12/3)
Blocks	2	2x, last vs. NC State (12/3)
Steals	2	2x, last at Missouri (1/14)
FG Made	8	vs. Jackson State (11/19)
FG Att	10	vs. Jackson State (11/19)
3-Pt FG Made	--	
3-Pt FG Att	1	2x, last vs. Jackson State (11/19)
FTs Made	5	vs. #7 Michigan (11/25)
FTs Att	11	vs. #7 Michigan (11/25)
Minutes	28	vs. #7 Michigan (11/25)

CAREER SUPERLATIVES

Points	18	vs. Jackson State (11/19/25)
Rebounds	10	2x, last at #23 Georgia (1/3/26)
Assists	1	4x, last vs. NC State (12/3/25)
Blocks	2	2x, last vs. NC State (12/3/25)
Steals	2	2x, last at Missouri (1/14/26)
FG Made	8	vs. Jackson State (11/19/25)
FG Att	10	vs. Jackson State (11/19/25)
3-Pt FG Made	--	
3-Pt FG Att	1	2x, last vs. Jackson State (11/19/25)
FTs Made	5	vs. #7 Michigan (11/25/25)
FTs Att	11	vs. #7 Michigan (11/25/25)
Minutes	28	vs. #7 Michigan (11/25)

MISCELLANEOUS

	25-26	Career
10+ Points	3	3
20+ Points	--	--
10+ Rebounds	2	2
5+ Assists	--	--
3+ Steals	--	--
3+ Blocks	--	--
Double-Doubles	1	1
Dunks	6	5
Led AU in Points	--	--
Led AU in Rebounds	1	1
Led AU in Assists	--	--

CAREER STATISTICS

				Field Goals		3-Point		F-Throws		Rebounds										Scoring	
SEASON	TEAM	GP-GS	MIN/AVG	FG-FGA	FG%	3FG-3FGA	3FG%	FT-FTA	FT%	OFF	DEF	TOT	AVG	PF-FO	A	TO	BLK	STL	PTS	AVG	
2025-26	AU	16-3	290/18.1	36-56	.643	0-2	.000	25-43	.581	40	35	75	4.7	38-1	6	11	8	6	97	6.1	
TOTAL		16-3	290/18.1	36-56	.643	0-2	.000	25-43	.581	40	35	75	4.7	38-1	6	11	8	6	97	6.1	



2025-26 Auburn Men's Basketball Combined Team Statistics All games

Page 1/1
as of Jan 16, 2026

Game Records

Record	Overall	Home	Away	Neutral
ALL GAMES	10-7	7-1	0-3	3-3
CONFERENCE	1-3	1-1	0-2	0-0
NON-CONFERENCE	9-4	6-0	0-1	3-3

Score by Periods

Team	1st	2nd	OT	TOT
Auburn	682	770	22	1474
Opponents	619	709	21	1349

Team Box Score

No.	Player				Total		3-Point		F-Throw		Rebounds											
		GP-GS	MIN	AVG	FG-FGA	FG%	3FG-3FGA	3FG%	FT-FTA	FT%	OFF	DEF	TOT	AVG	PF	DQ	A	TO	BLK	STL	PTS	AVG
7	HALL, Keyshawn	16-16	540:36	33.8	92-189	.487	30-70	.429	121-141	.858	41	85	126	7.9	38	0	50	42	14	11	335	20.9
0	PETTIFORD, Tahaad	17-15	512:40	30.2	80-216	.370	31-112	.277	47-58	.810	10	39	49	2.9	41	2	53	40	12	20	238	14.0
1	VERTON, Kevin	17-16	495:45	29.2	69-164	.421	33-92	.359	49-59	.831	16	41	57	3.4	31	1	20	17	2	26	220	12.9
6	FREEMAN, Elyjah	17-9	424:07	24.9	61-123	.496	17-45	.378	41-57	.719	25	56	81	4.8	23	0	25	23	9	20	180	10.6
3	MURPHY, KeShawn	15-14	347:26	23.2	61-106	.575	9-23	.391	20-33	.606	33	61	94	6.3	28	0	18	13	11	12	151	10.1
33	WILLIAMS-ADAMS, Sebastian	17-10	444:50	26.2	45-78	.577	4-13	.308	31-68	.456	25	35	60	3.5	42	2	36	20	14	22	125	7.4
38	JOVIC, Filip	16-3	289:35	18.1	36-56	.643	0-2	.000	25-43	.581	40	35	75	4.7	38	1	6	11	8	6	97	6.1
14	OPURUM, Emeka	6-0	57:45	9.6	10-13	.769	0-0	.000	3-6	.500	4	11	15	2.5	8	0	1	0	6	2	23	3.8
10	WALKER, Simon	8-0	52:41	6.6	11-19	.579	8-15	.533	0-0	.000	3	2	5	0.6	6	0	2	2	0	1	30	3.8
5	MAGWOOD, Kaden	15-2	161:02	10.7	20-53	.377	7-25	.280	2-2	1.000	4	12	16	1.1	18	0	28	11	1	8	49	3.3
2	BASHIR, Abdullahi	6-0	54:15	9.0	4-15	.267	2-13	.154	2-2	1.000	0	3	3	0.5	3	0	3	3	0	1	12	2.0
21	MUSCHALEK, Blake	10-0	56:06	5.6	3-10	.300	2-7	.286	3-6	.500	5	4	9	0.9	11	0	2	3	0	6	11	1.1
13	WILLIAMS, CJ	3-0	03:59	1.3	1-1	1.000	1-1	1.000	0-0	.000	0	0	0	0.0	0	0	2	0	0	0	3	1.0
22	TRAPP, Reed	4-0	05:15	1.3	0-1	.000	0-0	.000	0-0	.000	1	0	1	0.3	0	0	0	0	0	0	0	0.0
17	CARDWELL, Drake	3-0	03:59	1.3	0-0	.000	0-0	.000	0-0	.000	0	0	0	0.0	0	0	0	0	0	0	0	0.0
Team											38	26	64					3				
Total		17	3450		493-1044	.472	144-418	.344	344-475	.724	245	410	655	38.5	287	6	246	188	77	135	1474	86.7
Opponents		17	3450		473-1035	.457	147-420	.350	256-336	.762	184	371	555	32.6	344	9	241	212	66	122	1349	79.4

Team Statistics

	AU	OPP
Scoring	1474	1349
Points per game	86.7	79.4
Scoring margin	+7.4	-
Field goals-att	493-1044	473-1035
Field goal pct	.472	.457
3 point fg-att	144-418	147-420
3-point FG pct	.344	.350
3-pt FG made per game	8.5	8.6
Free throws-att	344-475	256-336
Free throw pct	.724	.762
F-Throws made per game	20.2	15.1
Rebounds	655	555
Rebounds per game	38.5	32.6
Rebounding margin	+5.9	-
Assists	246	241
Assists per game	14.5	14.2
Turnovers	188	212
Turnovers per game	11.1	12.5
Turnover margin	+1.4	-
Assist/turnover ratio	1.3	1.1
Steals	135	122
Steals per game	7.9	7.2
Blocks	77	66
Blocks per game	4.5	3.9
Winning streak	0	-
Home win streak	1	-
Attendance	72968	35865
Home games-Avg/Game	8-9121	3-11955
Neutral site-Avg/Game	-	6-7132

Team Results

Date	Opponent		Score	Att.
11/03/2025	Bethune-Cookman	Wot	95-90	9121
11/06/2025	Merrimack	W	95-57	9121
11/11/2025	Wofford	W	93-62	9121
11/16/2025	vs Houston	L	72-73	15623
11/19/2025	Jackson St.	W	112-66	9121
11/24/2025	vs Oregon	W	84-73	3588
11/25/2025	vs Michigan	L	72-102	3837
11/26/2025	vs St. John's (NY)	W	85-74	1631
12/03/2025	NC State	W	83-73	9121
12/06/2025	at Arizona	L	68-97	14688
12/13/2025	vs Chattanooga	W	92-78	1200
12/20/2025	vs Purdue	L	60-88	16912
12/29/2025	Queens (NC)	W	106-65	9121
01/03/2026	at Georgia	Lot	100-104	10261
01/06/2026	Texas A&M	L	88-90	9121
01/10/2026	Arkansas	W	95-73	9121
01/14/2026	at Missouri	L	74-84	10916



2025-26 Auburn Men's Basketball Combined Team Statistics Specific games

Page 1/1
as of Jan 15, 2026

Game Records

Record	Overall	Home	Away	Neutral
ALL GAMES	1-3	1-1	0-2	0-0
CONFERENCE	1-3	1-1	0-2	0-0
NON-CONFERENCE	0-0	0-0	0-0	0-0

Score by Periods

Team	1st	2nd	OT	TOT
Auburn	172	177	8	357
Opponents	156	183	12	351

Team Box Score

No.	Player				Total		3-Point		F-Throw		Rebounds															
		GP-GS	MIN	AVG	FG-FGA	FG%	3FG-3FGA	3FG%	FT-FTA	FT%	OFF	DEF	TOT	AVG	PF	DQ	A	TO	BLK	STL	PTS	AVG				
7	HALL, Keyshawn	4-4	149:08	37.3	26-51	.510	8-17	.471	34-42	.810	12	18	30	7.5	12	0	19	14	6	2	94	23.5				
1	OVERTON, Kevin	4-4	134:53	33.7	20-49	.408	8-26	.308	10-11	.909	6	9	15	3.8	9	0	4	7	1	4	58	14.5				
0	PETTIFORD, Tahaad	4-2	125:27	31.4	19-51	.373	4-26	.154	9-13	.692	1	13	14	3.5	15	1	15	9	0	6	51	12.8				
6	FREEMAN, Elyjah	4-0	92:31	23.1	16-31	.516	6-13	.462	10-18	.556	4	11	15	3.8	5	0	5	1	2	3	48	12.0				
3	MURPHY, KeShawn	4-4	96:28	24.1	17-34	.500	2-7	.286	9-12	.750	16	17	33	8.3	6	0	2	2	1	3	45	11.3				
33	WILLIAMS-ADAMS, Sebastian	4-4	114:41	28.7	11-21	.524	2-4	.500	5-14	.357	10	10	20	5.0	13	1	7	7	4	3	29	7.3				
38	JOVIC, Filip	4-0	62:38	15.7	10-11	.909	0-0	.000	5-7	.714	10	9	19	4.8	10	1	1	1	2	4	25	6.3				
21	MUSCHALEK, Blake	2-0	19:41	9.8	1-3	.333	1-2	.500	2-2	1.000	1	0	1	0.5	4	0	1	1	0	2	5	2.5				
10	WALKER, Simon	2-0	10:14	5.1	1-3	.333	0-2	.000	0-0	.000	1	1	2	1.0	0	0	1	0	0	1	2	1.0				
22	TRAPP, Reed	1-0	00:59	1.0	0-1	.000	0-0	.000	0-0	.000	0	0	0	0.0	0	0	0	0	0	0	0	0.0				
13	WILLIAMS, CJ	1-0	01:20	1.3	0-0	.000	0-0	.000	0-0	.000	0	0	0	0.0	0	0	0	0	0	0	0	0.0				
17	CARDWELL, Drake	1-0	01:20	1.3	0-0	.000	0-0	.000	0-0	.000	0	0	0	0.0	0	0	0	0	0	0	0	0.0				
5	MAGWOOD, Kaden	2-2	15:42	7.9	0-4	.000	0-2	.000	0-0	.000	0	2	2	1.0	5	0	3	3	0	1	0	0.0				
Team											5	5	10					2								
Total		4	825		121-259	.467	31-99	.313	84-119	.706	66	95	161	40.3	79	3	58	47	16	29	357	89.3				
Opponents		4	825		118-233	.506	41-99	.414	74-107	.692	38	92	130	32.5	80	1	52	49	21	29	351	87.8				

Team Statistics

	AU	OPP
Scoring		
Points per game	89.3	87.8
Scoring margin	+1.5	-
Field goals-att		
Field goal pct	.467	.506
3 point fg-att		
3-point FG pct	.313	.414
3-pt FG made per game	7.8	10.3
Free throws-att		
Free throw pct	.706	.692
F-Throws made per game	21.0	18.5
Rebounds		
Rebounds per game	40.3	32.5
Rebounding margin	+7.8	-
Assists		
Assists per game	14.5	13.0
Turnovers		
Turnovers per game	11.8	12.3
Turnover margin	+0.5	-
Assist/turnover ratio	1.2	1.1
Steals		
Steals per game	7.3	7.3
Blocks		
Blocks per game	4.0	5.3
Winning streak		
Home win streak	1	-
Attendance		
Home games-Avg/Game	2-9121	2-10229
Neutral site-Avg/Game	-	0-0

Team Results

Date	Opponent		Score	Att.
01/03/2026	at Georgia	Lot	100-104	10261
01/06/2026	Texas A&M	L	88-90	9121
01/10/2026	Arkansas	W	95-73	9121
01/14/2026	at Missouri	L	74-84	10196



2025-26 Auburn Men's Basketball
Overall Team Statistics
All games

Page 1/1
as of Jan 16, 2026

Team Statistics

	AU	OPP
Scoring	1474	1349
Points per game	86.7	79.4
Scoring margin	+7.4	-
Field goals-att	493-1044	473-1035
Field goal pct	.472	.457
3 point fg-att	144-418	147-420
3-point FG pct	.344	.350
3-pt FG made per game	8.5	8.6
Free throws-att	344-475	256-336
Free throw pct	.724	.762
F-Throws made per game	20.2	15.1
Rebounds	655	555
Rebounds per game	38.5	32.6
Rebounding margin	+5.9	-
Assists	246	241
Assists per game	14.5	14.2
Turnovers	188	212
Turnovers per game	11.1	12.5
Turnover margin	+1.4	-
Assist/turnover ratio	1.3	1.1
Steals	135	122
Steals per game	7.9	7.2
Blocks	77	66
Blocks per game	4.5	3.9
Winning streak	0	-
Home win streak	1	-
Attendance	72968	35865
Home games-Avg/Game	8-9121	3-11955
Neutral site-Avg/Game	-	6-7132

Score by Periods

Team	1st	2nd	OT	TOT
Auburn	682	770	22	1474
Opponents	619	709	21	1349



**2025-26 Auburn Men's Basketball
Season Schedule/Results & Leaders
All games**

Page 1/1
as of Jan 16, 2026

Game Records

Record	Overall	Home	Away	Neutral
ALL GAMES	10-7	7-1	0-3	3-3
CONFERENCE	1-3	1-1	0-2	0-0
NON-CONFERENCE	9-4	6-0	0-1	3-3

Team Results

Date	Opponent		Score	Att.	High Points	High Rebounds
11/03/2025	Bethune-Cookman	Wot	95-90	9121	(28) HALL, Keyshawn	(8) MURPHY, KeShawn (8) HALL, Keyshawn
11/06/2025	Merrimack	W	95-57	9121	(25) HALL, Keyshawn	(14) HALL, Keyshawn
11/11/2025	Wofford	W	93-62	9121	(21) FREEMAN, Elyjah	(11) HALL, Keyshawn
11/16/2025	vs Houston	L	72-73	15623	(20) HALL, Keyshawn	(11) HALL, Keyshawn
11/19/2025	Jackson St.	W	112-66	9121	(19) MURPHY, KeShawn	(7) MURPHY, KeShawn
11/24/2025	vs Oregon	W	84-73	3588	(24) PETTIFORD, Tahaad	(6) HALL, Keyshawn (6) FREEMAN, Elyjah
11/25/2025	vs Michigan	L	72-102	3837	(16) PETTIFORD, Tahaad	(6) FREEMAN, Elyjah (6) JOVIC, Filip
11/26/2025	vs St. John's (NY)	W	85-74	1631	(27) PETTIFORD, Tahaad	(8) HALL, Keyshawn
12/03/2025	NC State	W	83-73	9121	(29) OVERTON, Kevin	(10) HALL, Keyshawn
12/06/2025	at Arizona	L	68-97	14688	(30) PETTIFORD, Tahaad	(8) MURPHY, KeShawn
12/13/2025	vs Chattanooga	W	92-78	1200	(22) HALL, Keyshawn	(11) HALL, Keyshawn
12/20/2025	vs Purdue	L	60-88	16912	(22) OVERTON, Kevin	(5) OVERTON, Kevin
12/29/2025	Queens (NC)	W	106-65	9121	(27) FREEMAN, Elyjah	(6) MURPHY, KeShawn
01/03/2026	at Georgia	Lot	100-104	10261	(25) PETTIFORD, Tahaad	(10) JOVIC, Filip
01/06/2026	Texas A&M	L	88-90	9121	(32) HALL, Keyshawn	(12) HALL, Keyshawn
01/10/2026	Arkansas	W	95-73	9121	(32) HALL, Keyshawn	(10) MURPHY, KeShawn
01/14/2026	at Missouri	L	74-84	10916	(13) OVERTON, Kevin (13) FREEMAN, Elyjah	(9) HALL, Keyshawn

Attendance Summary

	Games	Attend	Avg/Game
Home	8	72968	9121
Away	3	35865	11955
Neutral	6	42791	7132
Total	17	151624	8919



2025-26 Auburn Men's Basketball
Team Game-by-Game
All games

Page 1/1
as of Jan 16, 2026

				Total		3-Pointers		Free throws		Rebounds										
Opponent	Date	Score		FG-FGA	PCT	3FG-3FGA	PCT	FT-FTA	PCT	OFF	DEF	TOT	AVG	PF	A	TO	BLK	STL	PTS	AVG
Bethune-Cookman	11/03/2025	95-90	Wot	31-68	.456	6-23	.261	27-38	.711	17	26	43	43.0	12	15	11	4	10	95	95.0
Merrimack	11/06/2025	95-57	W	31-62	.500	6-24	.250	27-37	.730	21	34	55	49.0	20	14	8	5	7	95	95.0
Wofford	11/11/2025	93-62	W	36-71	.507	9-27	.333	12-18	.667	20	28	48	48.7	14	16	11	9	11	93	94.3
vs Houston	11/16/2025	72-73	L	22-58	.379	7-22	.318	21-33	.636	15	23	38	46.0	14	11	8	2	5	72	88.8
Jackson St.	11/19/2025	112-66	W	42-65	.646	13-32	.406	15-19	.789	8	22	30	42.8	19	28	9	4	16	112	93.4
vs Oregon	11/24/2025	84-73	W	30-65	.462	5-23	.217	19-23	.826	12	22	34	41.3	19	14	6	3	12	84	91.8
vs Michigan	11/25/2025	72-102	L	22-62	.355	10-24	.417	18-33	.545	15	20	35	40.4	18	3	8	3	4	72	89.0
vs St. John's (NY)	11/26/2025	85-74	W	29-53	.547	6-14	.429	21-25	.840	12	23	35	39.8	18	16	12	5	9	85	88.5
NC State	12/03/2025	83-73	W	26-44	.591	12-22	.545	19-22	.864	5	30	35	39.2	10	10	20	9	3	83	87.9
at Arizona	12/06/2025	68-97	L	21-63	.333	6-25	.240	20-25	.800	16	18	34	38.7	15	7	15	4	8	68	85.9
vs Chattanooga	12/13/2025	92-78	W	26-53	.491	11-30	.367	29-37	.784	14	28	42	39.0	17	17	13	3	1	92	86.5
vs Purdue	12/20/2025	60-88	L	21-58	.362	7-25	.280	11-16	.688	11	14	25	37.8	14	13	10	1	7	60	84.3
Queens (NC)	12/29/2025	106-65	W	35-63	.556	15-28	.536	21-30	.700	13	27	40	38.0	18	24	10	9	13	106	85.9
at Georgia	01/03/2026	100-104	Lot	34-75	.453	8-30	.267	24-36	.667	23	27	50	38.9	26	15	13	5	6	100	86.9
Texas A&M	01/06/2026	88-90	L	29-65	.446	7-26	.269	23-31	.742	19	21	40	38.9	17	12	13	5	5	88	87.0
Arkansas	01/10/2026	95-73	W	34-60	.567	10-22	.455	17-24	.708	9	28	37	38.8	17	20	10	2	11	95	87.5
at Missouri	01/14/2026	74-84	L	24-59	.407	6-21	.286	20-28	.714	15	19	34	38.5	19	11	11	4	7	74	86.7
Total		1474		493-1044	.472	144-418	.344	344-475	.724	245	410	655	38.5	287	246	188	77	135	1474	86.7
Opponents		1349		473-1035	.457	147-420	.350	256-336	.762	184	371	555	32.6	344	241	212	66	122	1349	79.4

Auburn Averages

Games Played	Points/game	FG Pct	3FG Pct	FT Pct	Rebounds/game	Assists/game	Turnovers/game	Assist/Turnover ratio	Steals/game	Blocks/game
17	86.7	47.2	34.4	72.4	38.5	14.5	11.1	1.3	7.9	4.5



2025-26 Auburn Men's Basketball
Opponents Game-by-Game
All games

Page 1/1
as of Jan 16, 2026

				Total		3-Pointers		Free throws		Rebounds											
Opponent	Date	Score		FG-FGA	PCT	3FG-3FGA	PCT	FT-FTA	PCT	OFF	DEF	TOT	AVG	PF	A	TO	BLK	STL	PTS	AVG	
Bethune-Cookman	11/03/2025	95-90	Wot	35-70	.500	12-23	.522	8-9	.889	8	26	34	34.0	24	18	13	9	9	90	90.0	
Merrimack	11/06/2025	95-57	W	16-56	.286	8-32	.250	17-24	.708	10	14	24	29.0	27	7	11	3	7	57	73.5	
Wofford	11/11/2025	93-62	W	24-62	.387	6-25	.240	8-10	.800	8	19	27	28.3	16	13	13	5	7	62	69.7	
vs Houston	11/16/2025	72-73	L	28-65	.431	7-24	.292	10-12	.833	14	26	40	31.3	23	15	10	6	7	73	70.5	
Jackson St.	11/19/2025	112-66	W	23-56	.411	6-18	.333	14-19	.737	11	17	28	30.6	14	6	22	1	6	66	69.6	
vs Oregon	11/24/2025	84-73	W	23-61	.377	9-33	.273	18-23	.783	20	26	46	33.2	20	14	18	1	3	73	70.2	
vs Michigan	11/25/2025	72-102	L	35-68	.515	14-35	.400	18-22	.818	16	35	51	35.7	21	19	9	5	7	102	74.7	
vs St. John's (NY)	11/26/2025	85-74	W	23-60	.383	7-25	.280	21-28	.750	19	13	32	35.3	21	13	14	2	5	74	74.6	
NC State	12/03/2025	83-73	W	26-64	.406	10-30	.333	11-13	.846	8	14	22	33.8	19	14	9	2	14	73	74.4	
at Arizona	12/06/2025	68-97	L	41-67	.612	6-15	.400	9-12	.750	11	29	40	34.4	21	23	13	3	8	97	76.7	
vs Chattanooga	12/13/2025	92-78	W	27-59	.458	7-20	.350	17-20	.850	4	16	20	33.1	24	17	6	0	10	78	76.8	
vs Purdue	12/20/2025	60-88	L	33-59	.559	12-26	.462	10-10	1.000	9	27	36	33.3	14	21	11	5	7	88	77.8	
Queens (NC)	12/29/2025	106-65	W	21-56	.375	2-15	.133	21-27	.778	9	17	26	32.8	20	9	14	3	3	65	76.8	
at Georgia	01/03/2026	100-104	Lot	34-65	.523	11-29	.379	25-35	.714	10	25	35	32.9	24	11	11	9	4	104	78.7	
Texas A&M	01/06/2026	88-90	L	32-61	.525	13-30	.433	13-20	.650	12	22	34	33.0	21	14	14	4	11	90	79.5	
Arkansas	01/10/2026	95-73	W	25-58	.431	8-21	.381	15-21	.714	8	20	28	32.7	18	9	11	3	7	73	79.1	
at Missouri	01/14/2026	74-84	L	27-48	.563	9-19	.474	21-31	.677	7	25	32	32.6	17	18	13	5	7	84	79.4	
Total		1349		473-1035	.457	147-420	.350	256-336	.762	184	371	555	32.6	344	241	212	66	122	1349	79.4	
Auburn		1474		493-1044	.472	144-418	.344	344-475	.724	245	410	655	38.5	287	246	188	77	135	1474	86.7	

Opponents Averages

Games Played	Points/game	FG Pct	3FG Pct	FT Pct	Rebounds/game	Assists/game	Turnovers/game	Assist/Turnover ratio	Steals/game	Blocks/game
17	79.4	45.7	35.0	76.2	32.6	14.2	12.5	1.1	7.2	3.9