

# FLORIDA™

## MEN'S BASKETBALL

NATIONAL CHAMPIONS: 2006, 2007, 2025 | FINAL FOUR: 1994, 2000, 2006, 2007, 2014, 2025  
SEC CHAMPIONS: 1989, 2000, 2001, 2007, 2011, 2013, 2014 | SEC TOURNAMENT CHAMPIONS: 2005, 2006, 2007, 2014, 2025



### #19/21 Florida 14-6/5-2 SEC vs. South Carolina 11-9/2-5 SEC

Colonial Life Arena (18,000) | Columbia, S.C.

Game 21 | Wednesday, Jan. 28, 2026 | 9 p.m.



#### HEAD COACHES

##### Todd Golden

90-39 | 4th season at UF  
147-75 | 7th season overall

##### Lamont Paris

60-58 | 4th season at SC  
147-130 | 8th season overall

#### MATCHUP BASICS

All-Time Series: 50-29

Series Under Golden: 3-1

All-Time Away: 25-16

Away under Golden: 1-1

Last Meeting:

W, 88-67, 2/15/25 (Home)

#### BROADCAST INFO

SEC Network | ESPN App

Play-by-Play: Roy Philpott

Analyst: Rodney Terry

Gators Sports Network

from LEARFIELD

Sirius XM 382

Play-by-Play: Sean Kelley

Analyst: Brian Hogan

Producer/Engineer: Steve Egan

#### FLORIDA POSSIBLE STARTERS

#	Name	Pos.	Ht.	Wt.	Cl.	Min.	Pts.	Reb.	Misc.
10	Thomas Haugh	F	6-9	215	Jr.	34.2	17.4	6.7	2.0 ast
21	Alex Condon	F	6-11	230	Jr.	30.8	13.4	8.1	3.4 ast
9	Rueben Chinyelu	C	6-10	260	Jr.	24.5	11.9	11.0	.624 fg%
0	Boogie Fland	G	6-3	185	So.	30.3	11.3	2.4	3.6 ast
1	Xaivian Lee	G	6-4	180	Sr.	26.9	11.2	4.0	3.2 ast

#### OPPONENT POSSIBLE STARTERS

#	Name	Pos.	Ht.	Wt.	Cl.	Min.	Pts.	Reb.	Misc.
31	Elijah Strong	F	6-8	250	Jr.	17.8	11.0	2.6	1.2 ast
4	Kobe Knox	G	6-5	200	RSr.	28.8	10.1	3.6	2.5 ast
5	Meechie Johnson	G	6-2	192	RSr.	31.0	15.7	3.4	4.3 ast
10	Myles Stute	G	6-7	221	Gr.	26.2	7.8	4.6	1.8 3fg
55	Mike Sharavjamts	G	6-9	195	Sr.	29.7	11.3	5.6	2.8 ast

#### THE TIP-OFF

- Florida visits South Carolina for the first of two regular season meetings this season. Florida swept the season series last year, including a 70-69 win in Columbia on Will Richard's driving left-handed layup with 4.8 seconds remaining in the game.
- Florida's +15.4 rebounding margin, 17.2 offensive rebounds per game and 46.2 rebounds all lead the nation, while the Gators rank second with 17.2 second-chance points per game, a 43.9% offensive rebound percentage and a 76.7% defensive rebounding percentage.
- The Gators look to bounce back from Saturday's setback vs. Auburn, where UF was led by 27 points and 10 rebounds from Thomas Haugh. Over the course of 60 games since the start of the 2024-25 season, the Gators have lost back-to-back games just once (at #4 Duke, vs. #5 UConn).

#### 2025-26 AT A GLANCE

- Florida's schedule to date ranks as the fourth-toughest in the nation, per KenPom, and the Gators sit 13th in defensive efficiency and 18th in offensive efficiency.
- At 11.0 rebounds per game, Rueben Chinyelu ranks fifth nationally and is making a bid to be the first Gator in 50 years to average double-figure rebounds (Bob Smyth, 12.7, 1975-76). His 4.3 offensive boards also rank fifth in the NCAA. He has grabbed 21 rebounds in a game twice this season (LSU, Merrimack), the most by a Gator in 43 years and tied for the O'Dome record (Eugene McDowell, 21 vs. Georgia, 1/6/1982).
- Three of Florida's largest single-game offensive rebounding totals in a game have come this season, including a program-record 29 vs. North Florida, 25 vs. Dartmouth (t-5th) and 24 against LSU (t-9th).
- The Gators earned an 18-point win vs. LSU as Florida posted a 50-30 rebounding margin, including 24 offensive boards. Urban Klavzar knocked down five 3-pointers for a game-high 18 points, while Reuben Chinyelu matched his own UF shot-clock era record with 21 rebounds to go along with 15 points.
- In the win at #10 Vanderbilt, the Gators got a balanced attack with five players scoring 14+ points, led by Rueben Chinyelu and Xaivian Lee's 20 each. Lee, sporting a #99 jersey, dropped in the go-ahead 3-pointer with 43.9 seconds remaining. Isaiah Brown had a career day with 14 points off the bench, while Thomas Haugh (18 points) and Alex Condon (16 points) each had strong performances.
- In the win vs. #21 Tennessee, Boogie Fland broke out for 23 points with five assists and four steals. With the game tied at 26-all late in the first half, Florida went on a 15-2 run over the final 3:33 of the first half to take a 13-point halftime lead. Fland had 10 points and three steals during that stretch.
- In the home defeat of #18 Georgia, UF was led by 21 points each from Thomas Haugh and Alex Condon. Haugh stuffed the box score with 12 rebounds, five assists, four blocked shots and three steals.
- Florida battled one of the nation's toughest nonconference schedules, facing three teams that spent time in the AP top five. UF played eight KenPom top-100 opponents, the team's most in regular season nonconference action since 2017-18.
- After Florida picked up wins vs. both Miami and Florida State, Thomas Haugh picked up SEC Player of the Week honors for the first time in his career.

#### NUMBERS OF NOTE

3

Florida looks for its third straight road win in SEC play, which would match the longest such streak under Todd Golden (2025 vs. Auburn, Mississippi State, LSU).

7

Despite last Saturday's setback, a 5-2 start to SEC play matches the Gators' best seven-game start to conference play since the team's perfect 18-0 mark in 2014.

22

The Gators have posted 22 double-doubles as a team this season, the latest with Thomas Haugh's 27-point, 10-rebound outing vs. Auburn. It marks the second-most double-doubles by UF over the past 30 seasons (27 in 2006-07).

#### NOVEMBER

3	vs. #13 Arizona	TNT	L	87-93
6	North Florida	SEC+	W	104-64
11	Florida State	SECN	W	78-76
16	vs. Miami	ESPN	W	82-68
21	Merrimack	SEC+	W	80-45
27	vs. TCU	FS1	L	80-84
28	vs. Providence	FOX	W	90-78

#### DECEMBER

2	at #4 Duke	ESPN	L	66-67
9	vs. #5 UConn	ESPN	L	73-77
13	vs. G. Washington	ESPN2	W	80-70
17	Saint Francis	SECN	W	102-61
21	Colgate	SEC+	W	90-60
29	Dartmouth	SECN	W	94-72

#### JANUARY

3	at Missouri	SECN	L	74-76
6	#18 Georgia	SECN	W	92-77
10	#21 Tennessee	ESPN	W	91-67
13	at Oklahoma	ESPN2	W	96-79
17	at #10 Vanderbilt	ESPN	W	98-94
20	LSU	ESPN2	W	79-61
24	Auburn	ESPN	L	67-76
28	at South Carolina	SECN		9 p.m.

#### FEBRUARY

1	#23 Alabama	ABC		1 p.m.
7	at RV Texas A&M	SECN		8:30 p.m.
11	at #RV Georgia	ESPN2/U		7 p.m.
14	RV Kentucky	ABC		3 p.m.
17	South Carolina	SECN		7 p.m.
21	at Ole Miss	ESPN/2		12 p.m.
25	at Texas	ESPN2/U		7 p.m.
28	#15 Arkansas	ESPN/2		8:30 p.m.

#### MARCH

3	Mississippi State	SECN		8 p.m.
7	at RV Kentucky	ESPN/2		4 p.m.
11-15	SEC Tournament			

Contact: Denver Parler | [denverp@gators.ufl.edu](mailto:denverp@gators.ufl.edu)  
Office: 352-692-6195 | Cell: 352-318-3493

# Matchup

## ABOUT THE OPPONENT

- South Carolina has picked up a pair of wins in SEC play, defeating Oklahoma in Columbia and LSU on the road. The Gamecocks' nonconference slate included wins vs. Charleston Southern, Southern Miss and Radford.
- All of SC's losses this season have come vs. top-60 opponents. The Gamecocks are 10-3 overall on their home floor this season.
- Meechie Johnson leads the team with 15.7 points per game, 38 3-point field goals (.352), 85 assists and 26 steals.
- Mike Sharavjamts adds 11.3 points and a team-leading 5.6 rebounds per game, and shoots free throws at an .898 clip.
- Elijah Strong averages 11.0 points, while Kobe Knox adds 10.1 per game.
- The Gamecocks have an SEC-best .787 free throw percentage as a team.

## OPPONENT'S LAST 5 GAMES

Jan. 10	Georgia	L	70-75
Jan. 14	at Arkansas	L	74-108
Jan. 17	at Auburn	L	67-71
Jan. 20	Oklahoma	W	85-76
Jan. 24	at Texas A&M	L	69-92

## OPPONENT'S UPCOMING GAMES

Jan. 31	LSU
Feb. 3	at Texas
Feb. 7	Missouri
Feb. 14	at Alabama
Feb. 17	at Florida

## SERIES UNDER GOLDEN (3-1)

Jan. 25, 2023	H	W	81-60
March 2, 2024	A	L	76-82
Jan. 22, 2025	A	W	70-69
Feb. 15, 2025	H	W	88-67

Category	UF	Advantage	Opponent
Scoring Offense	85.2	<	78.4
Scoring Defense	72.3	<	73.0
Scoring Margin	+12.9	<	+5.4
Field Goal Pct.	.459	<	.457
Field Goal Pct. Def.	.419	<	.438
3-Pt. FG Pct.	.285	>	.322
3-Pt. FG Pct. Def.	.334	>	.298
3-Pt. FG Made	7.5	>	8.7
3-Pt. FG Allowed	6.6	>	6.2
Free Throw Pct.	.701	>	.787
Free Throws Made	18.5	<	16.6
Rebounds	46.2	<	34.3
Opp. Rebounds	30.8	<	34.5
Rebounding Margin	+15.4	<	-0.2
Assists	15.4	<	14.7
Turnovers	12.3	>	10.3
Opp. Turnovers	11.0	>	9.9
Turnover Margin	-1.3	>	-0.4
Assist/TO Ratio	1.3	>	1.4
Steals	6.5	<	5.4
Blocked Shots	5.1	<	2.6

## LAST MEETING: FLORIDA 88, SOUTH CAROLINA 67



Official Basketball Box Score - Final  
**South Carolina at Florida**  
02/15/25 Exactech Arena at Stephen C. O'Connell Center, Gainesville  
2024-25 Men's Basketball

Game Time: 8:30 PM  
Game Duration: 1:52  
Attendance: 10,853

Officials: Byron Jarrett, Courtney Green, Josue Nieves

South Carolina - 67			Record: 10-15 (0-12)																	
NO.	Name	Min	FG	M-A	3P	M-A	FT	M-A	Rebounds			Fouls		TP	AS	TO	ST	Blocks		+/-
									OR	DR	TOT	PF	FD					BS	BA	
5	Nick Pringle	F 22:12	3-5	0-0	6-6	1	2	3	3	5	12	0	2	2	0	1	0	1	-25	
30	Collin Murray-Boyles	F 29:23	3-8	0-1	6-8	0	2	2	2	5	12	0	2	2	2	2	2	-19		
1	Jacobi Wright	G 23:27	6-9	0-1	1-1	0	4	4	0	2	13	0	1	0	0	1	0	-17		
2	Zachary Davis	G 28:25	2-3	1-1	0-0	0	4	4	2	1	5	2	5	2	0	0	0	-19		
6	Jamarii Thomas	G 25:57	3-10	0-2	3-4	0	0	0	0	3	9	4	3	0	0	1	0	-27		
15	Morris Ugusuk	21:35	2-5	2-3	0-0	0	1	1	0	0	6	0	0	1	0	0	0	-5		
31	Benjamin Bosmans-Verdonk	20:48	0-2	0-0	1-2	2	2	4	3	1	1	1	1	0	0	0	0	4		
21	Arden Conyers	17:39	2-6	1-3	0-0	0	1	1	0	0	5	0	0	0	0	0	0	-6		
0	Jordan Butler	05:03	0-0	0-0	2-2	2	1	3	0	1	2	0	0	0	0	0	0	2		
23	Cam Scott	03:51	0-1	0-1	0-0	0	1	1	0	0	0	0	0	0	0	0	0	4		
13	Austin Herro	01:40	1-1	0-0	0-0	0	0	0	1	0	2	0	0	0	0	0	0	3		
Team						1	0	1			0									
Totals				22-50	4-12	19-23	6	18	24	11	18	67	7	13	7	2	5	-21		

Shooting By Period			
1 <sup>st</sup> FG%	12-22	54.5%	
3PT%	3-4	75.0%	
FT%	6-7	85.7%	
2 <sup>nd</sup> FG%	10-28	35.7%	
3PT%	1-8	12.5%	
FT%	13-16	81.3%	
GM FG%	22-50	44.0%	
3PT%	4-12	33.3%	
FT%	19-23	82.6%	

Dead Ball Rebounds: 2, 0

Florida - 88			Record: 22-3 (9-3)																	
NO.	Name	Min	FG M-A	3P M-A	FT M-A	Rebounds			Fouls		TP	AS	TO	ST	Blocks		+/-			
						OR	DR	TOT	PF	FD						BS	BA			
10	Thomas Haugh	F 30:42	6-10	3-6	5-5	0	6	6	3	3	20	3	1	2	1	0	0	28		
9	Rueben Chinyelu	C 25:48	5-6	0-0	0-0	1	5	6	4	2	10	0	1	0	1	0	1	17		
1	Walter Clayton Jr.	G 30:30	4-9	2-6	0-0	0	4	4	1	1	10	8	2	2	0	1	0	25		
5	Will Richard	G 27:46	3-6	0-2	2-2	0	1	1	4	1	8	1	2	2	1	0	1	13		
11	Denzel Aberdeen	G 29:45	8-12	5-7	1-2	0	2	2	1	1	22	3	0	1	0	0	0	22		
3	Micah Handlogten	19:39	1-1	0-0	0-1	0	3	3	4	1	2	5	1	2	2	0	1			
15	Alijah Martin	23:60	4-7	3-5	0-0	1	1	2	1	1	11	3	1	2	0	1	10			
7	Urban Klavzar	07:38	1-2	1-2	0-0	0	0	0	0	1	3	0	2	0	0	0	0	-7		
20	Isaiah Brown	02:32	0-0	0-0	0-0	0	1	1	0	0	0	1	0	0	0	0	0	-1		
30	Kajus Kubickas	01:40	0-0	0-0	2-2	0	0	0	0	0	2	0	0	0	0	0	0	-3		
Team						2			1		3		0		1					
Totals			32-53	14-28	10-12	4	24	28	18	11	88	24	11	11	5	2	21			

Technical Fouls: NONE

	USC	FLA
Biggest lead	5 (1 <sup>st</sup> 10:46)	25 (2 <sup>nd</sup> 5:39)
Best Scoring Run	9 (1 <sup>st</sup> 13:44)	12 (2 <sup>nd</sup> 12:24)
Lead Changes	7	
Times Tied	5	
Time with Lead	06:23	31:28

Points from	USC	FLA
Turnovers	11	21
Paint	32	34
Second Chance	9	8
Fast Breaks	7	26
Bench	16	18

Period by Period Scoring			
	1st	2nd	TOT
USC	33	34	67
FLA	37	51	88

# Rankings & Records

## SEC STANDINGS

	SEC		Overall	
Texas A&M	6-1	.857	16-4	.800
Arkansas	5-2	.714	15-5	.750
<b>FLORIDA</b>	<b>5-2</b>	<b>.714</b>	<b>14-6</b>	<b>.700</b>
Kentucky	5-2	.714	14-6	.700
Auburn	4-3	.571	13-7	.650
Georgia	4-3	.571	16-4	.800
Missouri	4-3	.571	14-6	.700
Vanderbilt	4-3	.571	17-3	.850
Alabama	3-3	.500	13-6	.684
Tennessee	3-3	.500	13-6	.684
Ole Miss	3-4	.429	11-9	.550
Texas	3-4	.429	12-8	.600
Mississippi State	2-5	.222	10-10	.500
South Carolina	2-5	.222	11-9	.550
LSU	1-6	.143	13-7	.650
Oklahoma	1-6	.143	11-9	.550

## AP TOP 25

- \*Arizona (60)
- \*UConn
- Michigan
- \*Duke
- Nebraska
- Gonzaga
- Michigan State
- Iowa State
- Illinois
- Houston
- Texas Tech
- Purdue
- BYU
- Kansas
- \*Arkansas
- North Carolina
- Virginia
- \*Vanderbilt
- 19. FLORIDA**
- Louisville
- Saint Louis
- Clemson
- \*Alabama
- Miami (OH)
- St. John's

## COACHES TOP 25

- \*Arizona (31)
- Michigan
- \*UConn
- \*Duke
- Nebraska
- Gonzaga
- Houston
- Michigan State
- Iowa State
- Illinois
- Texas Tech
- Purdue
- BYU
- Kansas
- \*Vanderbilt
- \*Arkansas
- Virginia
- North Carolina
- Clemson
- Louisville
- 21. FLORIDA**
- Saint Louis
- \*Alabama
- St. John's
- Miami (OH)/Iowa

\*2025-26 Florida Opponent

## FLORIDA IN THE POLLS & RATINGS

Date	AP	Coaches	NET	KP	BT	BPI
Preseason	3	3	*	2	5	*
Nov. 10	10	10	*	5	6	5
Nov. 17	10	9	*	8	8	8
Nov. 24	10	8	*	5	6	7
Dec. 1	15	14	33	16	16	12
Dec. 8	18	18	23	14	16	9
Dec. 15	23	21	22	13	16	11
Dec. 22	22	22	21	11	17	11
Dec. 29	*	22	23	12	16	12
Jan. 5	RV	RV	27	14	17	13
Jan. 12	19	20	15	12	11	11
Jan. 19	16	16	15	9	9	10
Jan. 26	19	21	16	11	12	10

\*No new ranking; KP=KenPom; BT=Bart Torvik

## 1,000-POINT WATCH

Player	Has	Needs
Alex Condon	923	77
Thomas Haugh	879	121

## SEC RANKINGS

Category	Player	Stat	Rank
Scoring	Haugh	17.4	t9
Rebounds	Chinyelu	11.0	1
	Condon	8.1	4
	Haugh	6.7	15
FG Pct.	Haugh	.467	13
Assists	Fland	3.6	t10
	Condon	3.4	15
FT Pct.	Klavzar	.907	-
Steals	Fland	1.8	6
3-Pt. FG Pct.	Klavzar	.364	-
3-Pt. FG Made	Klavzar	2.0	t15
Blocked Shots	Condon	1.4	8
A/T0 Ratio	Lee	2.3	9
	Fland	2.0	11
Off. Rebounds	Chinyelu	4.3	1
	Handlogten	3.5	2
Def. Rebounds	Chinyelu	6.7	1
	Condon	5.8	4
Minutes	Haugh	34.2	1
	Condon	30.9	9
	Fland	30.3	14

Category	Stat	Rank
Scoring Offense	85.2	7
Scoring Defense	72.3	4
Scoring Margin	+12.9	5
Free Throw Pct.	.701	13
Field Goal Pct.	.459	12
Field Goal Pct. Defense	.419	6
3-Point FG Pct.	.285	16
3-Point FG Pct. Defense	.334	11
Rebounding	46.2	1
Rebounding Against	30.8	2
Rebounding Margin	+15.4	1
Blocked Shots	5.1	4
Assists	15.4	7
Steals	6.5	13
Turnover Margin	-1.3	15
Assist/Turnover Ratio	1.3	13
Offensive Rebounds	17.2	1
Defensive Rebounds	29.0	1
Defensive Rebound Pct.	.767	1
Offensive Rebound Pct.	.439	2
3-Point FG Made	7.5	14

## NCAA LEADERS

Rebounding Margin		
1.	Florida	+15.4
2.	Arizona	+13.5
3.	Michigan State	+13.3

## Offensive Rebounding

1.	Florida	17.2
2.	Kennesaw State	15.7
	South Florida	15.7

## Rebounds Per Game

1.	Florida	46.2
2.	Kennesaw State	44.1
3.	Arizona	43.4

## Offensive Rebounding Percentage

1.	Tennessee	43.9%
2.	Florida	43.9%
3.	Virginia	40.8%

## Defensive Rebounding Percentage

1.	Michigan State	78.3%
2.	Florida	76.7%
3.	Vermont	76.5%

## INDIVIDUAL FLORIDA RECORDS

Rebounding Average (Single Season/Since 1970)		
1.	Bob Smyth	1975-76 12.7
2.	Chip Williams	1972-73 12.1
3.	Chip Williams	1973-74 11.1
4.	Rueben Chinyelu	2025-26 11.0
5.	Dan Boe	1971-72 10.2

## Double-Doubles (Single Season/Since 1971)

1.	Bob Smyth	1975-76 18
2.	Al Horford	2006-07 16
	Dwayne Schintzius	1988-89 16
4.	Eugene McDowell	1984-85 15
	Chip Williams	1972-73 15
6.	Dwayne Davis	1988-89 13
7.	David Lee	2004-05 12
	Ronnie Williams	1980-81 12
9.	Rueben Chinyelu	2025-26 11
	Four others	

## 20-Rebound Games (Career)

1.	Neal Walk	1966-69 7
2.	Chip Williams	1972-75 4
3.	Cliff Luyk	1959-62 3
4.	Rueben Chinyelu	2024-present 2
	Gary Keller	1964-67 2
	Jim Zinn	1955-58 2

## TEAM SINGLE-SEASON RECORDS

Points Per Game		
1.	2023-24	85.6
2.	2025-26	85.2
3.	2024-25	84.8

## Rebounding Margin

1.	1966-67	+17.1
2.	2025-26	+15.4
3.	1964-65	+13.3

## Double-Doubles (since 1996)

Season	Team Leader	Total
1.	2006-07 Horford, 16	27
2.	2025-26 Chinyelu, 11	22
3.	2019-20 Blackshear/Johnson, 8	21
	2000-01 Bonner, 10	21
5.	2001-02 Haslem, 11	19

## COACHING RECORDS

Top-25 Wins			
1.	Billy Donovan	1996-2015	64-69/481 64
2.	Todd Golden	2022-present	21-15/583 21
3.	Mike White	2015-22	20-37/351 20
4.	Tommy Bartlett	1966-73	15-15/500 15

## Wins Through First Four Seasons

1.	Todd Golden	2022-26	90-39/698 90
2.	Mike White	2015-19	89-53/622 89
3.	Billy Donovan	1996-2000	78-49/614 78
4.	Lon Kruger	1990-94	75-51/595 75

## INDIVIDUAL TRANSFER RECORDS

Rebounds by a Transfer (UF Career)			
1.	Dorian Finney-Smith	2013-16	Virginia Tech 721
2.	Colin Castleton	2020-23	Michigan 607
3.	Rueben Chinyelu	2024-present	Washington St. 482
4.	Will Richard	2022-25	Belmont 470
5.	Micah Handlogten	2023-present	Marshall 426
6.	Vernon Macklin	2009-11	Georgetown 387

## Blocked Shots by a Transfer (UF Career)

1.	Colin Castleton	2020-23	Michigan 194
2.	John Egbunu	2015-17	South Florida 84
3.	Dorian Finney-Smith	2013-16	Virginia Tech 69
4.	Micah Handlogten	2023-present	Marshall 58
5.	Vernon Macklin	2009-11	Georgetown 55
6.	Rueben Chinyelu	2024-present	Wash. St. 54
7.	Will Richard	2022-25	Belmont 48



#0 BOOGIE  
FLAND

Sophomore | Guard  
Bronx, N.Y.  
6-3 | 185

- Exploded for 23 points, 5 assists & 4 steals in the win vs. #21 Tennessee.
- Posted 16 points at #4 Duke, including 9 in the final 4:00.
- Hit 4 3-pointers and scored 17 in the win vs. Providence.
- Tallied 18 points in the win vs. FSU, including 14 in the 2nd half.
- Posted 9 points, 4 rebounds, 3 steals & 3 assists in his UF debut vs.

- #13 Arizona.
- A 2024 McDonald's All-American with invitations to the Jordan Brand Classic, USA Basketball Nike Hoop Summit and USA Basketball Men's Junior National Select Team.

Year		GP-GS	Min/Avg	FG-FGA	Pct	3FG-3A	Pct	FT-FTA	Pct	OR	DR	Tot	Avg	PF-FO	Ast	TO	Blk	Stl	Pts	Avg
2025-26	UF	20-20	606/30.3	82-203	.404	16-82	.195	45-63	.714	17	30	47	2.4	50-3	72	32	3	36	225	11.3
TOTAL FOR UF		20-20	606/30.3	82-203	.404	16-82	.195	45-63	.714	17	30	47	2.4	50-3	72	32	3	36	225	11.3
TOTAL		41-38	1273/31.1	178-456	.390	52-188	.277	100-129	.775	27	88	115	2.8	87-3	180	61	4	68	508	12.4




#1 XAIVIAN  
LEE

Senior | Guard  
Toronto, Ontario, Canada  
6-4 | 180

- Went for 20 points in the win at #10 Vandy, including the go-ahead 3-pointer with 43.9 seconds to play.
- Posted a team-leading 18 points on 7/9 FG vs. St. Francis.
- Scored 24 points going 4/8 from 3 in the win vs. GW.

- Had 19 points, 6 rebounds, 5 assists & 2 steals vs. #5 UConn.
- Led UF with 20 points on 4/9 3-point shooting in the win vs. Providence.
- Tallied 1,154 points, 406 rebounds, 302 assists, 124 3-point field goals and 81 steals over three seasons at Princeton.

Year		GP-GS	Min/Avg	FG-FGA	Pct	3FG-3A	Pct	FT-FTA	Pct	OR	DR	Tot	Avg	PF-FO	Ast	TO	Blk	Stl	Pts	Avg
2025-26	UF	20-20	539/26.9	74-195	.379	33-122	.270	43-54	.796	8	72	80	4.0	36-1	63	31	3	21	224	11.2
TOTAL FOR UF		20-20	539/26.9	74-195	.379	33-122	.270	43-54	.796	8	72	80	4.0	36-1	63	31	3	21	224	11.2
TOTAL		111-79	2833/25.5	470-1105	.425	157-493	.318	281-353	.796	60	425	485	4.4	206-4	364	168	31	104	1378	12.4



#3 MICAH  
HANDLOGTEN

Senior | Center  
Lake Norman, N.C.  
7-1 | 260

- Posted double-doubles in two straight games to open the season, with 11/12 vs. #13 Arizona and 17/13 vs. UNF.
- Snagged 11 boards in the win vs. #18 Georgia.
- Posted 10 points & 8 rebounds on his birthday vs. St. Francis.

- An elite offensive rebounder and passer.
- Posted the #2 single-season total in Florida history with 108 offensive rebounds in 2023-24.

Year		GP-GS	Min/Avg	FG-FGA	Pct	3FG-3A	Pct	FT-FTA	Pct	OR	DR	Tot	Avg	PF-FO	Ast	TO	Blk	Stl	Pts	Avg
2025-26	UF	19-1	282/14.8	39-63	.619	0-1	.000	7-20	.350	66	52	118	6.2	35-0	11	16	19	6	85	4.5
TOTAL FOR UF		68-33	1119/16.5	138-219	.630	5-11	.455	22-65	.338	208	218	426	6.3	159-4	56	45	58	35	303	4.5
TOTAL		100-65	1929/19.3	240-373	.643	6-23	.261	60-135	.444	317	424	741	7.4	270-10	93	87	133	76	546	5.5




#4 ALEX  
LLOYD

Freshman | Guard  
Miami, Fla.  
6-3 | 180

- Hit a 3 in wins vs. Merrimack and Dartmouth.
- Made his collegiate debut vs. UNF, posting 4 points & 4 rebounds.
- The 37th-ranked prospect in his class by ESPN, Lloyd provides scoring punch at all levels with a soft shooting touch.

- Averaged 21.9 points, 4.0 rebounds, 2.0 assists and 1.9 steals during his three varsity season at Westminster Academy, averaging 27.9 points during his senior campaign.

Year		GP-GS	Min/Avg	FG-FGA	Pct	3FG-3A	Pct	FT-FTA	Pct	OR	DR	Tot	Avg	PF-FO	Ast	TO	Blk	Stl	Pts	Avg
2025-26	UF	8-0	54/6.8	4-16	.250	3-13	.231	1-4	.250	1	10	11	1.4	5-0	2	6	1	1	12	1.5
TOTAL		8-0	54/6.8	4-16	.250	3-13	.231	1-4	.250	1	10	11	1.4	5-0	2	6	1	1	12	1.5




#7 URBAN  
KLAVŽAR

Junior | Guard  
Domzale, Slovenia  
6-1 | 190

- Hit a career-best 5 3-pointers & scored a team-high 18 points in the win vs. LSU.
- Posted 15 points with 3 3-pointers in the win vs. #21 Tennessee.
- Scored 18 with 3 3-pointers in the win vs. Providence.
- Tallied his 1st 20-point game with 4 3-pointers vs. TCU.

- Exploded for 15 points in the win vs. Miami, shooting 4/7 from 3.
- Posted 8 points in the season opener vs. #13 Arizona.
- Scoring guard with the ability to create off the bounce.
- Went 3-for-3 from 3 in Florida's Feb. 2025 win at #1 Auburn, including two in a 13-second span in the second half.

Year		GP-GS	Min/Avg	FG-FGA	Pct	3FG-3A	Pct	FT-FTA	Pct	OR	DR	Tot	Avg	PF-FO	Ast	TO	Blk	Stl	Pts	Avg
2025-26	UF	20-0	426/21.3	57-140	.407	40-110	.364	39-43	.907	7	21	28	1.4	25-0	25	21	1	8	193	9.7
TOTAL		46-0	685/14.9	86-220	.391	57-160	.356	47-55	.855	9	35	44	1.0	49-0	46	35	1	14	276	6.0



#8 ALEX  
KOVATCHEV

R-Sophomore | Guard  
Perth, Australia  
6-1 | 195

- Posted a +16 differential in 11 minutes vs. Colgate.
- Scored his first points as a Gator on a 3-pointer in the win vs. St. Francis.
- Made his Florida debut vs. UNF.
- Scored 198 points in 37 appearances with 16 starts at Sacramento

- State, averaging 5.4 points and 3.8 rebounds in his career.
- Spent time competing at The Basketball Australia Centre of Excellence, where he played alongside Alex Condon.

Year		GP-GS	Min/Avg	FG-FGA	Pct	3FG-3A	Pct	FT-FTA	Pct	OR	DR	Tot	Avg	PF-FO	Ast	TO	Blk	Stl	Pts	Avg
2025-26	UF	6-0	30/4.9	1-6	.167	1-5	.200	0-0	.000	1	3	4	0.7	1-0	1	1	1	1	3	0.5
TOTAL FOR UF		6-0	30/4.9	1-6	.167	1-5	.200	0-0	.000	1	3	4	0.7	1-0	1	1	1	1	3	0.5
TOTAL		43-16	883/20.5	73-211	.346	39-138	.283	16-29	.552	39	106	145	3.4	52-0	40	47	7	23	201	4.7



#9 RUEBEN  
CHINYELU


Junior | Center  
Enugwu-Agidi, Nigeria  
6-10 | 265

- Posted 15 points & 21 rebounds in the win vs. LSU.
- Earned SEC Player of the Week honors following double-doubles in wins at Vanderbilt (20/10) and Oklahoma (19/12).
- Had 20 points & 10 rebounds in the win at #10 Vandy, including 16 2nd-half points. Went 6/6 from the FT line in the game.

- Posted a UF shot clock era-record and O'Dome-record-tying 21 rebounds vs. Merrimack and vs. LSU. Tied a then-career high with 19 points at OU & added 12 rebounds.
- Had a 17-point, 16-rebound outing in the win vs. #21 Tennessee.
- Had a game-high 14 rebounds at #4 Duke.

Year		GP-GS	Min/Avg	FG-FGA	Pct	3FG-3A	Pct	FT-FTA	Pct	OR	DR	Tot	Avg	PF-FO	Ast	TO	Blk	Stl	Pts	Avg
2025-26	UF	20-20	491/24.5	93-149	.624	0-1	.000	52-78	.667	86	134	220	11.0	61-3	11	28	20	14	238	11.9
TOTAL FOR UF		60-60	1252/20.9	196-321	.611	0-1	.000	84-133	.632	179	303	482	8.0	174-9	37	66	54	34	476	7.9
TOTAL		95-72	1735/18.3	267-436	.612	0-1	.000	107-180	.594	245	411	656	6.9	250-10	42	103	99	41	641	6.7





**#10 THOMAS HAUGH**  
Junior | Forward  
New Oxford, Pa.  
6-9 | 215

- Posted 18 points & 8 boards in the win at #10 Vandy.
- Stuffed the stat sheet with 21 points, 12 rebounds, 5 assists, 4 blocks & 3 steals in the win vs. #18 Georgia.
- Tallied 24 points at #4 Duke on 9/15 FG with a pair of 3-pointers.
- Posted 16 & 12 in the win vs. Providence and earned All-Tournament

- Team honors for the Rady Children's Invitational.
- Had a 20-point, 13-rebound outing in the win vs. Florida State, then added 17 and 9 vs. Miami to earn SEC Player of the Week.
- Posted a career-high 27 points in the season opener vs. #13 Arizona and matched that total vs. Auburn.

Year		GP-GS	Min/Avg	FG-FGA	Pct	3FG-3A	Pct	FT-FTA	Pct	OR	DR	Tot	Avg	PF-FO	Ast	TO	Blk	Stl	Pts	Avg
2025-26	UF	20-20	685/34.2	115-246	.467	37-110	.336	81-109	.743	46	87	133	6.7	45-0	40	35	17	21	348	17.4
TOTAL		96-27	2190/22.8	285-605	.471	84-260	.323	225-310	.726	186	324	510	5.3	210-2	149	92	72	63	879	9.2




**#11 CJ INGRAM**  
Freshman | Guard  
Hawthorne, Fla.  
6-6 | 205

- Knocked down a 3-pointer and added a blocked a shot in 11 minutes in his collegiate debut vs. #13 Arizona.
- The 22nd-ranked prospect in his class by 247Sports, Ingram is a wing with great size who was a two-sport athlete also playing football until

- his senior year.
- His father Cornelius was a national champion tight end on the Florida football team who also appeared in 19 basketball games in the 2004-05 season.

Year		GP-GS	Min/Avg	FG-FGA	Pct	3FG-3A	Pct	FT-FTA	Pct	OR	DR	Tot	Avg	PF-FO	Ast	TO	Blk	Stl	Pts	Avg
2025-26	UF	12-0	76/6.3	7-20	.350	4-11	.364	5-10	.500	6	3	9	0.8	9-0	6	7	2	2	23	1.9
TOTAL		12-0	76/6.3	7-20	.350	4-11	.364	5-10	.500	6	3	9	0.8	9-0	6	7	2	2	23	1.9



**#12 VIKTOR MIKIĆ**  
Sophomore | Center  
Beograd, Serbia  
6-11 | 260

- Knocked down his 1st career 3-pointer vs. St. Francis.
- Scored 4 points vs. UNF, his first collegiate points.
- Saw meaningful minutes in the win vs. Miami as UF's frontcourt battled foul trouble.

- Appeared in four games as a freshman, serving an important role on the scout team for UF's national championship squad.
- Post player who has competed on the international stage with Serbia's national program.

Year		GP-GS	Min/Avg	FG-FGA	Pct	3FG-3A	Pct	FT-FTA	Pct	OR	DR	Tot	Avg	PF-FO	Ast	TO	Blk	Stl	Pts	Avg
2025-26	UF	8-0	26/3.3	4-12	.333	1-1	1.000	1-4	.250	6	2	8	1.0	8-0	3	3	1	0	10	1.3
TOTAL		12-0	33/2.7	4-13	.308	1-1	1.000	1-4	.250	6	4	10	0.8	12-0	3	3	1	1	10	0.8



**#20 ISAIAH BROWN**  
Sophomore | Guard  
Orlando, Fla.  
6-4 | 210

- Had a career day with 14 points in the win at #10 Vandy on his birthday.
- Scored 9 points in the win vs. St. Francis, with a rebound, assist & steal.
- Against UNF, matched a career high with 9 points and set a new personal best with 8 rebounds.

- Figures to compete for a spot in the Gators' backcourt and wing rotation.
- Scored 36 points in 19 appearances during his freshman campaign as a member of the 2025 national championship team.

Year		GP-GS	Min/Avg	FG-FGA	Pct	3FG-3A	Pct	FT-FTA	Pct	OR	DR	Tot	Avg	PF-FO	Ast	TO	Blk	Stl	Pts	Avg
2025-26	UF	18-0	192/10.7	28-63	.444	8-25	.320	20-26	.769	18	28	46	2.6	26-0	10	8	6	5	84	4.7
TOTAL		37-0	265/7.2	41-88	.466	11-33	.333	27-42	.643	24	40	64	1.7	37-0	11	11	7	8	120	3.2



**#21 ALEX CONDON**  
Junior | Forward/Center  
Perth, Australia  
6-11 | 236

- Had 16 points, including the game-sealing FTs, in the win at #10 Vandy.
- Posted 21 points on 9/12 FG with 6 dunks in the win vs. #18 Georgia.
- Tallied a team-leading 19 points & 10 rebounds in the win vs. Miami.
- Had a monster 25-point, 10-rebound outing vs. UNF.
- Totaled 668 points and 508 rebounds his first 2 seasons, moving into

- the starting lineup as a sophomore for the Gators' national championship team.
- Has earned SEC honors both seasons at UF, named All-SEC as a sophomore and SEC All-Freshman his first season.

Year		GP-GS	Min/Avg	FG-FGA	Pct	3FG-3A	Pct	FT-FTA	Pct	OR	DR	Tot	Avg	PF-FO	Ast	TO	Blk	Stl	Pts	Avg
2025-26	UF	19-19	586/30.8	87-175	.497	6-42	.143	75-115	.652	44	110	154	8.1	52-2	64	44	27	14	255	13.4
TOTAL		92-55	2240/24.4	318-657	.484	36-138	.261	251-394	.637	219	443	662	7.2	229-7	190	148	121	61	923	10.0



**#23 AJ BROWN**  
R-Junior | Guard  
Orlando, Fla.  
6-4 | 210

- Plans to redshirt this season after having offseason shoulder surgery.
- Tallied 731 points, 193 rebounds 103 3-point field goals, 65 steals and 62 assists over three seasons at Ohio, making 64 appearances with 46 starts.

- Had six 20-points games for the Bobcats, including a career-high 28 points vs. Ball State in the 2023 MAC Tournament.
- A .371 3-point shooter at Ohio with 13 games with 3+ 3-pointers.

Year	GP-GS	Min/Avg	FG-FGA	Pct	3FG-3A	Pct	FT-FTA	Pct	OR	DR	Tot	Avg	PF-FO	Ast	TO	Blk	Stl	Pts	Avg
TOTAL FOR UF	0-0	0/0.0	0-0	.000	0-0	.000	0-0	.000	0	0	0	0.0	0-0	0	0	0	0	0	0.0
TOTAL	64-46	1550/24.2	245-556	.441	103-278	.371	138-182	.758	62	131	193	3.0	139-2	62	62	10	65	731	11.4



**#32 OLIVIER RIOUX**  
R-Freshman | Center  
Terrebonne, Quebec  
7-9 | 305

- Has 4 appearances & 3 points scored this season.
- Scored his 1st field goal on a dunk vs. St. Francis.
- Recorded his 1st career point and rebound vs. Merrimack.
- Made his collegiate debut vs. UNF, becoming the tallest player in college basketball history.
- Appeared in all seven games for Canada at the 2025 U19 World Cup, his fifth FIBA event with his home country, helping the team to a fifth-place finish, totaling 11 points and 14 rebounds.



**#33 COOPER JOSEFSBERG**  
Junior | Guard  
Miami, Fla.  
6-4 | 195

- Made his season debut vs. UNF.
- Has appeared in 7 games during his career.
- Came to UF in 2023 as a walk-on out of Miami and is a key member of the Gators' scout team.
- Member of Florida's 2025 national championship team.

# Notes & Charts

## ROLLING UP DOUBLE-DOUBLES

- Florida's players have notched 22 double-doubles so far this season, including six games with multiple double-doubles.
- The Gators had multiple players with double-doubles in four straight games (UNF, FSU, Miami, Merrimack). Previously, UF hadn't even accomplished the feat in back-to-back games in data available back to 1990.
- Rueben Chinyelu's streak of four straight double-doubles was UF's longest such streak since David Lee's four in a row in 2005.

Game	Player	Pts	Reb
11/3 vs. Arizona	Micah Handlogten	11	12
11/6 vs. UNF	Alex Condon	25	10
	Micah Handlogten	17	13
11/11 vs. FSU	Thomas Haugh	20	13
	Rueben Chinyelu	10	16
11/16 vs. Miami	Alex Condon	19	10
	Rueben Chinyelu	16	10
11/21 vs. Merrimack	Alex Condon	20	11
	Rueben Chinyelu	14	21
11/28 vs. Providence	Thomas Haugh	16	12
	Rueben Chinyelu	13	10
12/2 at Duke	Alex Condon	12	10
12/17 vs. St. Francis	Rueben Chinyelu	12	11
12/21 vs. Colgate	Rueben Chinyelu	16	12
	Alex Condon	16	10
12/29 vs. Dartmouth	Rueben Chinyelu	13	12
1/6 vs. Georgia	Thomas Haugh	21	12
1/10 vs. Tennessee	Rueben Chinyelu	17	16
1/13 at Oklahoma	Rueben Chinyelu	19	12
1/17 at Vanderbilt	Rueben Chinyelu	20	10
1/20 vs. LSU	Rueben Chinyelu	15	21
1/24 vs. Auburn	Thomas Haugh	27	10

## FLORIDA FILLS IT UP

- The Gators shot .813 from two-point range vs. St. Francis (26-for-31), the team's best two-point shooting performance since 2003 and the second-best over the past 30 seasons.
- Alex Condon (5/5), Rueben Chinyelu (5/5), Xaivian Lee (5/5) and Micah Handlogten (4/4) all shot perfect from inside the arc.

### .800 or Better 2-Point FG% | Last 30 Seasons

Date	Opponent	2FG/Att	Pct
Nov. 25, 2003	Montana State	33/40	.825
<b>Dec. 17, 2025</b>	<b>St. Francis</b>	<b>26/31</b>	<b>.813</b>
Jan. 8, 2014	South Carolina	21/26	.808
March 14, 2025	vs. Missouri	25/31	.806
March 16, 2012	vs. Virginia	24/30	.800

## STATE CHAMPS

- Florida posted wins against Florida State and Miami in the same season for the 13th time in program history.
- Earning those wins five days apart marked one of the shortest spans between defeating the Seminoles and the Hurricanes. The Gators did so four days apart twice (1965-66, 1966-67) and had done so five days apart one other time (1956-57).

## IT'S THE 90s

- Florida tied a program record with four straight games scoring at least 90 points or more. Two of the four instances have come under Todd Golden, and all three prior occurrences came in seasons that saw Florida eventually appear in the national championship game.

### Four Straight Games with 90+ Points | Florida History

Season	Game 1	Game 2	Game 3	Game 4
<b>2025-26</b>	<b>92-77 vs #18 Georgia</b>	<b>91-67 vs. #21 Tennessee</b>	<b>96-79 at Oklahoma</b>	<b>98-94 at #10 Vanderbilt</b>
2024-25	99-94 at #7 Alabama	90-71 vs. Ole Miss	95-81 vs. #21 Missouri (SECT)	104-82 vs. #5 Alabama (SECT)
2006-07	90-61 vs. Jacksonville	93-44 vs. Chattanooga	94-33 vs. Prairie View	101-68 vs. W. Kentucky (N)
1999-2000	131-72 vs. New Hampshire	96-44 vs. Florida A&M	93-77 vs. Bethune-Cookman	109-60 vs. High Point

## FLORIDA CREATES MUSIC CITY MAGIC

- The Gators picked up a road win at #10 Vanderbilt, as Rueben Chinyelu and Xaivian Lee led the Gators with 20 points each. Chinyelu's career-high 20 included 16 second-half points. With the Gators down two, Lee hit a step-back 3-pointer with 43.9 seconds left to put the Gators ahead, and UF got a pair of stops. Alex Condon's free throws with 6.1 seconds left sealed the Gator win.
- The Gators also got big performances from Thomas Haugh, who tallied 18 points and eight rebounds, and Alex Condon with 16 points and six rebounds. Isaiah Brown, on his 20th birthday, chipped in a career-best 14 points.
- The win marked UF's fourth top-10 road win under Todd Golden, which nearly matches the five combined in Florida history before Golden's tenure. The Gators are 4-6 (.400) in those games under Golden after going 5-62 (.090) prior to his tenure.

### Top-10 Road Wins | Florida History

Date	Opponent	UF Rank	Score	Coach
<b>1/17/2026</b>	<b>at #10 Vanderbilt</b>	<b>19</b>	<b>98-94</b>	<b>Golden</b>
3/5/2025	at #7 Alabama	5	99-94	Golden
2/8/2025	at #1 Auburn	6	90-81	Golden
1/31/2024	at #10 Kentucky	-	94-91/OT	Golden
1/7/2003	at #7 Mississippi State	11	74-66	Donovan
2/1/1998	at #7 Kentucky	-	86-78	Donovan
1/20/1988	at #4 Kentucky	-	58-56	Sloan
2/3/1968	at #7 Vanderbilt	-	91-85	Bartlett
12/17/1966	at #4 Kentucky	-	78-75	Bartlett

## CHINYELU AN ALL-AROUND FORCE

- Rueben Chinyelu posted a massive 17-point, 16-rebound performances in the win vs. Tennessee. He became the first Gator since 2002 to post a 15/15 double-double against a ranked SEC opponent, just the fifth this century vs. any top-25 team. Chinyelu ate up so many boards vs. the Volunteers that the UT starting center only grabbed one and no Vol frontcourt player had more than four.
- With his 21-rebound performance in the win vs. LSU, Chinyelu became just the fourth SEC player over the last 30 seasons to snag 21 or more rebounds in a game and just the second, along with Oscar Tshiebwe (Kentucky, two tmes) to do so in a regulation game. Chinyelu and Tshiebwe are also the only SEC players over the last decade with multiple 20-rebound double-doubles.Chinyelu also nabbed 21 boards vs. Merrimack. Those performances mark the most rebounds by a Gator since Eugene McDowell's 21 vs. Georgia on Jan. 6, 1982, and both tied the O'Connell Center record originally set in that same game by McDowell.

### Gators with a 15/15 Double-Double vs. a Top-25 Opponent | Last 30 Seasons

Name	Date	Opponent	Result	Pts	Reb
<b>Rueben Chinyelu</b>	<b>1/10/2026</b>	<b>#21 Tennessee</b>	<b>W</b>	<b>17</b>	<b>16</b>
Colin Castleton	11/14/2021	#20 Florida State	W	15	16
Alex Tyus	3/24/2011	vs. #10 BYU (NCAA Tourn.)	W	19	17
Joakim Noah	3/26/2006	vs. #3 Villanova (NCAA Tourn.)	W	21	15
Udonis Haslem	1/19/2002	#20 Georgia	L	18	15

### SEC Players with 21+ Rebounds in Conference Play | Last 30 Seasons

Name	Date	Opponent	Pts	Reb
<b>Rueben Chinyelu</b>	<b>1/20/26</b>	<b>LSU</b>	<b>15</b>	<b>21</b>
Oscar Tshiebwe (UK)	1/17/23	Georgia	37	24
Oscar Tshiebwe (UK)	1/25/22	Mississippi State	21	22
Sindarius Thornwell (SC)	2/7/17	Alabama (4OT)	44	21
Lawrence Roberts (MSU)	3/6/04	at Alabama (OT)	18	21

### 20-Rebound Games by a Gator | Since 1970

Name	Date	Opponent	Reb	Pts
Chip Williams	2/8/1975	LSU	22	25
<b>Rueben Chinyelu</b>	<b>1/20/2026</b>	<b>LSU</b>	<b>21</b>	<b>15</b>
<b>Rueben Chinyelu</b>	<b>11/21/2025</b>	<b>Merrimack</b>	<b>21</b>	<b>14</b>
Eugene McDowell	1/6/1982	Georgia	21	20
Andrew DeClercq	1/18/94	Kentucky	20	9

## GATORS GET BACK-TO-BACK TOP-25 WINS

- Florida has played back-to-back AP Top-25 opponents in SEC play four times under Todd Golden. Three times, including this season's pair vs. #18 Georgia and #21 Tennessee, the Gators have swept those two-game sets. UF split the fourth, which included a 30-point win vs. #1 Tennessee.
- The Gators also won three straight vs. top-25 opponents in the 2025 SEC Tournament, the first team in the history of the tournament to do so.

### Back-to-Back SEC Games vs. Top-25 Opponents | Under Todd Golden

Date	Opponent	Result	Score	Date	Opponent	Result	Score
<b>1/6/26</b>	<b>#18 Georgia</b>	<b>W</b>	<b>92-77</b>	<b>1/10/26</b>	<b>#21 Tennessee</b>	<b>W</b>	<b>91-67</b>
3/1/25	#12 Texas A&M	W	89-70	3/5/25	at #7 Alabama	W	99-94
2/8/25	at #1 Auburn	W	90-81	2/11/25	at #22 Mississippi State	W	81-68
1/4/25	at #10 Kentucky	L	100-106	1/7/25	#1 Tennessee	W	73-43

# Notes & Charts

## HAUGH DOES IT ALL VS. GEORGIA

- Against #18 Georgia, Thomas Haugh became the fifth player this century with at least 20 points, 12 rebounds and 3+ assists, blocked shots and steals vs. a Top 25 team, joining a quartet headlined by Kevin Durant.
- Haugh, already the only SEC player in the group was the only one of the five to record at least five assists.

### 20+ Points, 12+ Rebounds, 3+ Assists, Steals & Blocks vs. Top-25 Opponent | Last 30 Seasons

Name	Date	Opponent	Result	Pts	Reb	Ast	Blk	Stl
Thomas Haugh (UF)	1/6/2026	#18 Georgia	W	21	12	5	4	3
Fardaws Aimag (UVU)	12/1/2021	#12 BYU	W	24	22	4	3	5
Devin Thomas (Wake)	1/22/2013	#18 N.C. State	W	25	14	4	4	3
Kevin Durant (Texas)	2/5/2007	at #6 Texas A&M	L	28	15	3	3	3
Michael Sweetney (G'town)	3/13/2003	vs. #11 Syracuse	L	29	13	3	3	3

## PLAYER DEVELOPMENT STANDS OUT AGAIN

- Florida's player development program continues to prove itself, as several key contributors add to a consistent theme of growth and progression to larger roles over time during Todd Golden's tenure.

### Notable UF Scoring Average Year-by-Year Increases | Under Todd Golden

Player	Seasons	Year 1	Year 2	Year 3
Alex Condon	2023-present	7.7	10.6	13.4
Thomas Haugh	2023-present	3.9	9.8	17.4
Rueben Chinyelu	2024-present	6.0	11.9	
Urban Klavzar	2024-present	3.2	9.7	
Walter Clayton Jr.	2023-25	17.6	18.3	
Will Richard	2022-25	10.4	11.4	13.3

## FLORIDA TAKES ON NONCONFERENCE GAUNTLET

- Florida has embarked on an remarkably difficult nonconference schedule, squaring off against Duke on the road, Arizona (Las Vegas) and UConn (New York) in semi-road atmospheres as well as neutral site showdowns vs. Miami, TCU, Providence and George Washington.
- In all, the Gators face eight top-100 Ken Pom teams in nonconference action, compared with four last season. It marked the most top-100 foes UF has faced in regular season nonconference action since 2017-18.

### Florida Nonconference Opponents Strength | By KenPom ratings

Season	Record	Top-100	Top-50	Top-10
2025-26	9-4	8	4	3
2024-25	13-0	4	1	0
2023-24	10-3	6	3	0
2022-23	7-6	6	4	1

## CONDON RECORDS RARE STAT LINE

- Alex Condon stuffed the stat sheet vs. Colgate, becoming the first Gator since Chandler Parsons and just the third over the last 30 seasons to post a 15/10 double-double with five or more assists and no turnovers.

### Gators with 15+ Points, 10+ Rebounds, 5+ Assists and 0 Turnovers | Last 30 Seasons

Name	Date	Opponent	Pts	Reb	Ast	TO
Alex Condon	12/21/2025	Colgate	16	10	5	0
Chandler Parsons	2/5/2011	Kentucky	17	12	5	0
Alex Tyus	12/20/2008	vs. UCF	20	14	5	0

## FLORIDA GOES ON A RUN

- The Gators posted a 21-0 run vs. Merrimack, the team's fifth run of 20+ points over the past decade.

### Florida Runs of 20-0 or Better | Last 10 Seasons

Date	Opponent	Run	Run Began	Run Ended	Result
Nov. 29, 2024	vs. Wichita State (Kissimmee)	27-0	Led, 21-18	Led, 48-18	W, 88-51
Nov. 21, 2025	Merrimack	21-0	Led, 11-4	Led, 32-4	W, 80-45
Dec. 29, 2018	Butler	21-0	0-0	Led, 21-0	W, 77-43
March 18, 2017	vs. Virginia (Orlando/NCAA Tourn.)	21-0	Led, 19-17	Led, 40-17	W, 65-39
Dec. 5, 2023	Merrimack	20-0	Trailed, 37-34	Led, 54-37	W, 77-57

## OWNING THE OFFENSIVE BOARDS

- Florida has established itself as the nation's top rebounding team, and has especially thrived on the offensive glass. Three of the Gators' top 11 all-time offensive rebound totals have come this season.

### Most Offensive Rebounds in a Game | Florida History

1.	29	11/6/25 vs. North Florida
2.	26	12/21/24 vs. North Florida
	26	1/10/24 at Ole Miss
	26	12/29/93 vs. Louisville
5.	25	12/29/25 vs. Dartmouth
	25	2/28/95 vs. Arkansas
	25	3/11/93 vs. Ole Miss
	25	1/25/89 vs. Vanderbilt
9.	24	1/20/26 vs. LSU
	24	3/16/07 vs. Jackson State
	24	3/6/88 vs. Vanderbilt

## UF GARNERS HONORS

- With expectations high following Florida's national title, the Gators had several players accumulate preseason recognition.
- Thomas Haugh picked up his first career SEC Player of the Week honors after posting 20 points and 13 rebounds vs. Florida State then 17 points and nine rebounds vs. Miami.
- Rueben Chinyelu added his first SEC Player of the Week recognition after he posted double-doubles in wins at #10 Vanderbilt (20/10) and Oklahoma (19/12).
- Haugh and Chinyelu became the first Gator frontcourt tandem to win SEC Player of the Week honors in the same season since Matt Bonner and Udonis Haslem in 2001-02. UF last had two different SEC POW honorees in 2020-21, when Colin Castleton and Tre Mann both earned the distinction.

### 2025-26 Individual Honors

Rueben Chinyelu	SEC Player of the Week (1/19/26) USBWA Oscar Robertson National POW (1/21/26)
Alex Condon	AP Preseason All-America Preseason 1st-Team All-SEC (media, coaches) NABC Preseason D-I Player of the Year Watch List Naismith Trophy Player of the Year Watch List Abdul-Jabbar Award Top 20 Preseason Watch List <i>Blue Ribbon</i> Preseason 1st-Team All-America <i>Blue Ribbon</i> Preseason SEC Player of the Year <i>Blue Ribbon</i> Preseason 1st-Team All-SEC
Boogie Fland	Preseason 2nd-Team All-SEC (media, coaches) Naismith Trophy Player of the Year Watch List Bob Cousy Award Top 20 Preseason Watch List
Thomas Haugh	<i>Sporting News</i> Midseason All-American (3rd Team) Wooden Award Midseason Top 25 Watch List SEC Player of the Week (11/17/25) Rady Children's Invitational All-Tournament Team Preseason All-SEC (2nd media, 3rd coaches) Naismith Trophy Player of the Year Watch List Karl Malone Award Top 20 Preseason Watch List
Xaivian Lee	Orange Bowl Classic MVP Naismith Trophy Player of the Year Watch List Jerry West Award Top 20 Preseason Watch List

## STARTING LINEUPS

[illegible]

## STAT LEADERS

[illegible]

### MISC. SCORING

UF/Opp.	Off T/O	Paint	2nd Ch.	Fastbreak	Bench	Notables
vs. Arizona	11/16	46/50	14/7	13/14	22/15	Haugh scored a career-high 27 & Handlogten had a double-double (11/12)...Peat (30) & Bradley (27) led UA.
North Florida	23/13	66/22	40/11	28/11	39/22	Condon (25/10) & Handlogten (17/13) led UF to a +40 rebounding edge...UF had a record 29 offensive boards.
Florida State	11/12	36/28	8/9	22/11	8/11	Haugh (20/13) & Chinyelu (10/16) had double-doubles & Fland scored 18...UF won the glass, 58-36.
vs. Miami	16/17	36/36	10/6	11/12	17/9	Condon (19/10) & Chinyelu (16/10) had double-doubles...Klavzar hit 4 3s & scored 15 off the bench.
Merrimack	13/6	36/22	22/4	11/3	23/8	Chinyelu's 21 boards set a UF shot-clock era record & tied the O'Dome record...Condon added 20 & 11.
vs. TCU	12/22	34/44	19/10	13/23	22/31	Klavzar's 1st career 20-point game...UF had 19 turnovers...TCU shot .577 FG% in the 2nd half.
vs. Providence	13/10	26/30	20/4	11/9	24/23	Lee scored 17 of his 20 in the 2nd half...Haugh (16/12) & Chinyelu (13/10) double-doubles...UF made 12 3s.
at Duke	11/12	32/34	15/8	7/4	6/8	UF rallied from 15 down & Fland hit a go-ahead 3 with :34.6 left before Duke's game-winner.
vs. UConn	8/17	34/38	6/7	14/7	6/20	Florida had a 12-0 1st half run & a 17-7 run to open the 2nd half...UF had a 40-28 rebounding edge.
vs. George Washington	15/13	36/32	9/11	18/4	12/21	Gators went on an 11-0 run to open the 2nd half, spurring an extended 24-7 run...UF had 19 assists on 27 FG.
Saint Francis	14/11	52/30	17/5	15/9	42/21	6 Gators scored in double figures for the 1st time this season...8 different Gators hit a 3, 1st time since 2017.
Colgate	17/10	48/16	22/3	19/2	15/18	UF won the glass, 47-22, to offset Colgate's 11/17 3FG...Chinyelu (16/12) & Condon (16/10) double-doubles.
Dartmouth	11/13	56/20	23/5	8/8	33/25	5 Gators scored in double figures, including Chinyelu's double-double (13/12)...UF owned the boards, 60-24.
at Missouri	11/9	36/32	10/9	9/11	11/17	UF led by 8 in the 1st, then trailed by 10 in the 2nd before rallying for a late lead...Mizzou held a +10 FTA edge.
Georgia	15/16	58/38	19/11	35/10	26/40	Up 41-40 at half, UF went on an 18-7 after the break...Held UGA 22 points below its season scoring average.
Tennessee	30/8	38/30	14/6	26/13	17/21	UF went on a 15-2 run to close the 1st half...Chinyelu double-double (17/16)...UF hit 9 3-pointers.
at Oklahoma	13/10	60/22	22/12	15/10	27/25	UF held OU to 24 1st half points & led by 29 in the 2nd half (60-31)...Chinyelu's 19 points tied a career high.
at Vanderbilt	7/12	40/36	22/8	4/2	17/23	Lee's 3-pointer in the final minute proved to be the game-winner...Chinyelu scored 16 in the 2nd half.
LSU	18/14	38/36	21/10	12/7	30/12	Chinyelu again tied the O'Dome record with 21 rebounds, including 11 offensive boards...Klavzar hit 5 3s.
Auburn	17/16	28/38	11/5	12/14	14/10	UF rallied from 18 down to tie the game before AU pulled away...Snapped UF's 16-game home win streak.
at South Carolina						
Alabama						
at Texas A&M						
at Georgia						
Kentucky						
South Carolina						
at Ole Miss						
at Texas						
Arkansas						
Mississippi State						
at Kentucky						
<b>Per game</b>	<b>14.3/12.9</b>	<b>42.0/31.5</b>	<b>17.2/7.6</b>	<b>15.3/9.1</b>	<b>20.6/19.0</b>	
<b>SEC Regular Season</b>	<b>15.9/12.1</b>	<b>42.6/33.1</b>	<b>17.0/8.7</b>	<b>16.4/9.3</b>	<b>20.3/21.1</b>	



# Miscellaneous Stats

### TIMES LED UF IN SCORING

<i>Includes times co-led</i>	Season	UF Career
Thomas Haugh	8	8
Xaivian Lee	6	6
Alex Condon	5	7
Urban Klavzar	2	2
Rueben Chinyelu	1	3
Boogie Fland	1	1
Micah Handlogten	0	1

### TIMES LED UF IN REBOUNDING

<i>Includes times co-led</i>	Season	UF Career
Rueben Chinyelu	14	26
Thomas Haugh	3	16
Micah Handlogten	3	13
Alex Condon	2	29

### TIMES LED UF IN ASSISTS

<i>Includes times co-led</i>	Season	UF Career
Boogie Fland	9	9
Xaivian Lee	6	6
Alex Condon	5	11
Thomas Haugh	2	6
Urban Klavzar	2	2
Rueben Chinyelu	1	1

### DOUBLE-FIGURE SCORING GAMES

	Season	UF Career
Thomas Haugh	17	38
Alex Condon	16	48
Rueben Chinyelu	14	24
Boogie Fland	12	12
Xaivian Lee	11	11
Urban Klavzar	10	11
Micah Handlogten	3	8
Isaiah Brown	1	1

### 20-POINT GAMES

	Season	UF Career
Thomas Haugh	8	10
Alex Condon	3	6
Xaivian Lee	3	3
Rueben Chinyelu	1	1
Urban Klavzar	1	1
Micah Handlogten	0	1

### 30-POINT GAMES

	Season	UF Career
None		

### DOUBLE-FIGURE REBOUNDING GAMES

	Season	UF Career
Rueben Chinyelu	13	19
Alex Condon	4	18
Micah Handlogten	4	12
Thomas Haugh	4	10

### DOUBLE-FIGURE ASSIST GAMES

	Season	UF Career
None		

### DOUBLE-DOUBLES

	Season	UF Career
Rueben Chinyelu	11	15
Alex Condon	5	14
Thomas Haugh	4	8
Micah Handlogten	2	6

### DUNKS (TOTAL: 107)

	Season	UF Career
Rueben Chinyelu	25	51
Thomas Haugh	24	50
Alex Condon	21	67
Micah Handlogten	12	37
Boogie Fland	10	10
Isaiah Brown	9	13
Xaivian Lee	3	3
CJ Ingram	1	1
Urban Klavzar	1	1
Olivier Rioux	1	1

### OFFENSIVE FOULS DRAWN (TOTAL: 23)

	Season	Career
Urban Klavzar	10	11
Xaivian Lee	6	6
Alex Condon	3	8
Boogie Fland	3	3
Thomas Haugh	1	7
Isaiah Brown	0	1
Rueben Chinyelu	0	1

### POINT DISTRIBUTION BY CLASS

Freshmen	38	2.2%
Sophomores	322	18.9%
Juniors	1036	60.8%
Seniors	307	18.0%

### TECHNICAL FOULS

<i>Including Class B technicals</i>	
Opponents	0
Florida	1

### SHOT CLOCK VIOLATIONS

Forced	9
Committed	9

### 10-SECOND VIOLATIONS

Forced	0
Committed	1

### FIRST OFF THE BENCH

<i>Includes all if multiple players enter</i>	Season	Career
Micah Handlogten	16	30
Urban Klavzar	12	14
Isaiah Brown	4	4
Thomas Haugh	0	43
Alex Condon	0	34

### SCORED UF’S FIRST POINTS

	Season	Career
Alex Condon	9	13
Xaivian Lee	4	4
Rueben Chinyelu	3	11
Thomas Haugh	3	4
Boogie Fland	1	1
Micah Handlogten	0	3

### 3-POINT PLAY OPPORTUNITIES

<i>Ordered by most conversions</i>	Season	Career
Thomas Haugh	7-7	19-22
Rueben Chinyelu	5-6	7-11
Alex Condon	3-7	17-29
Micah Handlogten	2-2	5-9
Boogie Fland	2-5	2-5
Xaivian Lee	1-1	1-1
Isaiah Brown	0-1	0-2
Urban Klavzar	0-0	0-1
TOTALS	20-29	51-80
	.690	.638

### 4-POINT PLAY OPPORTUNITIES

<i>Ordered by most conversions</i>	Season	Career
Urban Klavzar	0-1	0-1
TOTALS	0-1	0-1

### 3-POINTER STREAK - TEAM

Florida:	304 (at SC, 1/18/17)
Opponents:	915 (FAMU, 12/4/99)

### PLAYERS IN DOUBLE FIGURES

Players	Games
1	0
2	0
3	5
4	8
5	5
6	2

### RUNS OF 10-0 OR BETTER

Run	Occurrences
10+	17
11+	11
12+	8
13+	4
14+	2
15+	2
16+	1
17+	1
18+	1
19+	1
20+	1

Largest runs:
21-0, vs. Merrimack (11/21/25)
15-0, vs. North Florida (11/6/25)
13-0, at Vanderbilt (1/17/26)
13-0, vs. North Florida (11/6/25)

### LINEUPS AND RECORD

<i>(Listed by position 1-5; Ordered by most wins)</i>	
Fland, Lee, Haugh, Condon, Chinyelu	13-6
Fland, Lee, Haugh, Handlogten, Chinyelu	1-0

# Miscellaneous Stats

## STREAKS

*Streak stats below other than 3-pointers are consecutive team games; i.e., a player's streak starts over if he misses a game.*

## GAMES PLAYED

Haugh 96, Chinyelu 58, Fland 20, Klavzar 20, Lee 20, Handlogten 15, Condon 13, I. Brown 11

## STARTS

Chinyelu 60, Fland 20, Haugh 20, Lee 20, Condon 13

## GAMES SCORED

Haugh 62, Chinyelu 31, Fland 20, Klavzar 18, Lee 15, Condon 13, Handlogten 2

## APPEARANCES WITH A 3-POINTER

Haugh 15, Klavzar 10, Lee 3

## CONSECUTIVE MADE FREE THROWS

	Active	Season High
Isaiah Brown	6	6
Urban Klavzar	4	16
Thomas Haugh	3	12
Rueben Chinyelu	2	15
Alex Condon	1	9
Viktor Mikic	1	1
Olivier Rioux	1	1
Xaivian Lee	0	13
Boogie Fland	0	10
Micah Handlogten	0	3
CJ Ingram	0	2
Alex Lloyd	0	1

## MARGIN OF VICTORY

<b>Nonconference</b>	
<b>Largest Margin of Victory:</b>	41, vs. St. Francis (12/17/25)
<b>Largest Lead:</b>	46, vs. St. Francis (12/17/25)
<b>Largest Deficit Overcome:</b>	5, vs. Florida State (11/11/25)

<b>SEC</b>	
<b>Largest Margin of Victory:</b>	24, vs. Tennessee (1/10/26)
<b>Largest Lead:</b>	29, at Oklahoma (1/13/26)
<b>Largest Deficit Overcome:</b>	5, at Vanderbilt (1/17/26)

## SITUATIONAL RECORDS

	2025-26	Under Golden
Leading at half	12-1	71-10
Trailing at half	2-4	17-25
Tied at half	0-1	2-4
Leading with 5:00 left	14-1	82-6
Trailing with 5:00 left	0-5	6-32
Tied with 5:00 Left	0-0	2-1
In overtime	0-0	3-2
In double overtime	0-0	1-0
When UF has more rebounds	14-4	71-14
When opponent has more/same rebounds	0-2	19-25
When UF forces more turnovers	6-1	47-16
When UF commits more/same turnovers	8-5	43-23
When UF shoots 45% or better from the field	9-1	61-9
When UF shoots less than 45% from the field	5-5	29-30
When opponent shoots 45% or better from the field	1-5	15-24
When opponent shoots less than 45% from the field	13-1	75-15
When UF shoots same or better than opponent from the field	12-0	79-7
When opponent shoots better than UF from the field	2-6	10-32
When UF shoots 40% or better from 3-point range	0-0	23-4
When UF shoots less than 40% from 3-point range	14-6	67-35
When opponent shoots 40% or better from 3-point range	4-2	12-15
When opponent shoots less than 40% from 3-point range	10-4	78-24
When UF shoots same/better than opponent from 3-point range	6-1	69-9
When opponent shoots better than UF from 3-point range	8-5	21-30
When UF has more free throw attempts	11-2	54-18
When opponent has more/same free throw attempts	3-4	36-21
When UF shoots 75% or better from the free throw line	5-3	40-15
When UF shoots less than 75% from the free throw line	9-3	51-23
When UF bench outscores opponent's	8-2	54-17
When opponent bench equals/outscores UF's	6-4	36-22
Following a UF win	10-4	62-27
Following a UF loss	4-1	25-11
When 3 or more players score in double figures	14-6	84-28
When 4 or more players score in double figures	13-2	62-18
When 5 or more players score in double figures	7-0	32-3
In white uniforms	9-4	60-15
In blue uniforms	4-1	23-14
In orange uniforms	0-1	4-5
In black uniforms	1-0	3-5
In November	5-2	22-8
In December	4-2	17-5
In January	5-2	20-10
In February	0-0	14-10
In March	0-0	14-6
In April	0-0	2-0
On Sunday	2-0	6-2
On Monday	1-1	6-2
On Tuesday	4-2	17-6
On Wednesday	1-0	13-10
On Thursday	1-1	6-3
On Friday	2-0	13-3
On Saturday	3-2	29-13

# The Last Time...

## INDIVIDUAL PERFORMANCES

**20 Points:** 27, Thomas Haugh, vs. Auburn, 1/24/26  
**25 Points:** 27, Thomas Haugh, vs. Auburn, 1/24/26  
**30 Points:** 34, Walter Clayton Jr., vs. Auburn (at San Antonio/NCAA Tournament), 4/5/25  
**35 Points:** 35, Jalen Hudson, vs. Gonzaga (at Portland), 11/24/17  
**40 Points:** 40, Eugene McDowell, vs. Biscayne, 12/21/82  
**50 Points:** 54, Tony Miller, vs. Chicago State, 2/29/72  
**20 Points in a Half:** 20, Walter Clayton Jr., 2nd half vs. Auburn (at San Antonio/NCAA Tournament), 4/5/25  
**25 Points in a Half:** 26, Walter Clayton Jr., 2nd half vs. Colorado (at Indianapolis/NCAA Tournament), 3/22/24

**10 Rebounds:** 10, Thomas Haugh, vs. Auburn, 1/24/26  
**12 Rebounds:** 21, Rueben Chinyelu, vs. LSU, 1/20/26  
**15 Rebounds:** 21, Rueben Chinyelu, vs. LSU, 1/20/26  
**20 Rebounds:** 21, Rueben Chinyelu, vs. LSU, 1/20/26  
**25 Rebounds:** 25, Neal Walk, vs. Georgia, 3/1/69  
**30 Rebounds:** 31, Neal Walk, vs. Alabama, 1/27/68  
**10 Rebounds in a Half:** 15, Rueben Chinyelu, 2nd half vs. LSU, 1/20/26  
**15 Rebounds in a Half:** 15, Rueben Chinyelu, 2nd half vs. LSU, 1/20/26

**6 Offensive Rebounds:** 11, Rueben Chinyelu, vs. LSU, 1/20/26  
**7 Offensive Rebounds:** 11, Rueben Chinyelu, vs. LSU, 1/20/26  
**8 Offensive Rebounds:** 11, Rueben Chinyelu, vs. LSU, 1/20/26  
**9 Offensive Rebounds:** 11, Rueben Chinyelu, vs. LSU, 1/20/26  
**10+ Offensive Rebounds:** 11, Rueben Chinyelu, vs. LSU, 1/20/26

**10 Assists:** 10, Tyree Appleby, vs. Ole Miss, 2/5/22  
**12 Assists:** 13, Andrew Nembhard, vs. Long Beach State, 12/28/19  
**15 Assists:** 17, Jason Williams, vs. Duquesne, 12/3/97

**Made 10 Field Goals:** 11-for-18, Walter Clayton Jr., vs. Auburn (at San Antonio/NCAA Tournament), 4/5/25  
**Made 12 Field Goals:** 12-for-16, Tyrese Samuel, vs. Missouri, 2/28/24  
**Attempted 15 Field Goals:** 9-for-19, Thomas Haugh, vs. Auburn, 1/24/26  
**Attempted 20 Field Goals:** 9-for-20, Thomas Haugh, at Missouri, 1/3/26  
**Attempted 25 Field Goals:** 11-for-25, Colin Castleton, vs. Florida Atlantic, 11/14/22

**Made 5 3-Pointers:** 5-for-9, Urban Klavzar, vs. LSU, 1/20/26  
**Made 6 3-Pointers:** 6-for-11, Walter Clayton Jr., vs. Alabama (at Nashville/SEC Tournament), 3/15/25  
**Made 7 3-Pointers:** 8-for-13, Alijah Martin, vs. Southern Illinois, 11/22/24  
**Made 8 3-Pointers:** 8-for-13, Alijah Martin, vs. Southern Illinois, 11/22/24  
**Made 9+ 3-Pointers:** 11-for-18, Michael Frazier II, at South Carolina, 3/4/14  
**Attempted 10 3-Pointers:** 4-for-10, Boogie Fland, vs. Providence (at San Diego), 11/28/25  
**Attempted 12 3-Pointers:** 6-for-12, Walter Clayton Jr., 5-for-12, Alijah Martin; at Kentucky, 1/4/25  
**Attempted 15 3-Pointers:** 4-for-16, Walter Clayton Jr., at Alabama, 2/21/24

**2 Straight Games with 5+ 3FG:** Will Richard, 5-for-11 at Georgia, 2/25/25; 6-for-9 vs. Texas A&M, 3/1/25  
**3 Straight Games with 5+ 3FG:** Walter Clayton Jr., 5-for-9 vs. Wichita State (at Kissimmee), 11/29/24; 5-for-12 vs. Virginia, 12/4/24; 5-for-13 vs. Arizona State (at Atlanta), 12/14/24  
**Shot 100% from 3 with 4 3FGM:** 4-for-4, Will Richard, vs. Stetson, 12/4/22  
**Shot 100% from 3 with 5+ 3FGM:** 7-for-7, Trey Bonham, vs. Florida A&M, 11/30/22

**Made 10 Free Throws:** 12-for-14, Thomas Haugh, vs. Arizona (at Las Vegas), 11/3/25  
**Made 12 Free Throws:** 12-for-14, Thomas Haugh, vs. Arizona (at Las Vegas), 11/3/25  
**Made 15 Free Throws:** 15-for-16, Walter Clayton Jr., vs. Alabama, 3/5/24  
**Attempted 10 Free Throws:** 7-for-10, Alex Condon, at Missouri, 1/3/26  
**Attempted 15 Free Throws:** 9-for-23, Tyrese Samuel, vs. Georgia (at Nashville/SEC Tournament), 3/14/24  
**Attempted 20 Free Throws:** 9-for-23, Tyrese Samuel, vs. Georgia (at Nashville/SEC Tournament), 3/14/24

**4 Blocked Shots:** 4, Rueben Chinyelu, vs. Wichita State (at Kissimmee), 11/29/24  
**5 Blocked Shots:** 5, Micah Handlogten, vs. Auburn, 2/10/24  
**6/7 Blocked Shots:** 7, Colin Castleton, at Texas A&M, 1/18/23  
**8 Blocked Shots:** 8, Colin Castleton, at South Carolina, 1/15/22

**4 Steals:** 5, Thomas Haugh; 4, Boogie Fland; vs. Tennessee, 1/10/26  
**5 Steals:** 5, Thomas Haugh, vs. Tennessee, 1/10/26  
**6 Steals:** 6, Alijah Martin, vs. Jacksonville, 11/7/24  
**7 Steals:** 7, Dan Werner, vs. Georgia, 2/9/08

**4-Point Play:** Walter Clayton Jr., vs. Norfolk State (at Raleigh/NCAA Tournament), 3/21/25  
**2 4-Point Plays:** Canyon Barry, vs. Georgia, 1/14/17

**Double-Double with Points/Rebounds:** Thomas Haugh, 27p/10r vs. Auburn, 1/24/26  
**Double-Double with Points/Assists:** Tyree Appleby, 10p/10a vs. Ole Miss, 2/5/22  
**Triple-Double:** Chris Chiozza, 12p/12r/10a vs. Missouri, 2/2/17  
**2+ Straight Points/Rebounds Double-Doubles:** 4, Rueben Chinyelu, 17p/16r vs. Tennessee, 1/10/26; 19p/12r at Oklahoma, 1/13/26; 20p/10r at Vanderbilt, 1/17/26; 15p/21r vs. LSU, 1/20/26  
**2 Straight Points/Assists Double-Doubles:** Chris Chiozza, 14p/11a vs. Stanford (at Portland), 11/23/17; 26p/10a vs. Gonzaga (at Portland), 11/24/17  
**3+ Straight Double-Doubles:** 4, Rueben Chinyelu, 17p/16r vs. Tennessee, 1/10/26; 19p/12r at Oklahoma, 1/13/26; 20p/10r at Vanderbilt, 1/17/26; 15p/21r vs. LSU, 1/20/26  
**4 Straight Double-Doubles:** Rueben Chinyelu, 17p/16r vs. Tennessee, 1/10/26; 19p/12r at Oklahoma, 1/13/26; 20p/10r at Vanderbilt, 1/17/26; 15p/21r vs. LSU, 1/20/26  
**5 Straight Double-Doubles:** Eugene McDowell, 30p/10r vs. Alabama, 1/26/85; 19p/10r vs. Mississippi State, 1/30/85; 23p/17r at Tennessee, 2/2/85; 15p/11r vs. Florida State, 2/4/85; 16p/12r vs. Auburn, 2/6/85  
**6+ Straight Double-Doubles:** Bob Smyth, 11 straight, 12/27/75–1/31/76  
**Double-Double in a Half:** Rueben Chinyelu, 2nd half vs. LSU, 1/20/26, 13p/15r

**5+ Points, Rebounds, Assists, Steals:** Kasey Hill, vs. Ole Miss, 1/3/17, 8p/5r/5a/6s  
**5+ Points, Rebounds, Assists, Blocked Shots:** Colin Castleton, vs. Georgia, 1/7/23, 12p/8r/5a/7b

**20 Points & 10 Assists:** Chris Chiozza, vs. Gonzaga (at Portland), 11/24/17, 26 points/10 assists  
**20 Points & 10 Rebounds:** Thomas Haugh, vs. Auburn, 1/24/26, 27 points/10 rebounds  
**15 Points & 15 Rebounds:** Rueben Chinyelu, vs. LSU, 1/20/26, 15 points/21 rebounds  
**15 Points & 20 Rebounds:** Rueben Chinyelu, vs. LSU, 1/20/26, 15 points/21 rebounds  
**20 Points & 15 Rebounds:** Micah Handlogten, vs. Georgia, 1/27/24, 23 points/17 rebounds  
**20 Points & 20 Rebounds:** Eugene McDowell, vs. Georgia, 1/6/82, 20 points/21 rebounds  
**25 Points & 10 Rebounds:** Thomas Haugh, vs. Auburn, 1/24/26, 27 points/10 rebounds  
**25 Points & 15 Rebounds:** Greg Stolt, vs. USF, 12/10/96, 33 points/15 rebounds  
**30 Points & 10 Rebounds:** Colin Castleton, vs. Florida Atlantic, 11/14/22, 30 points/12 rebounds  
**30 Points & 15 Rebounds:** Greg Stolt, vs. USF, 12/10/96, 33 points/15 rebounds  
**2 Straight with 20 Points & 10 Rebounds:** Colin Castleton, at Alabama, 2/8/23, 29p/10r; vs. Vanderbilt, 2/11/23, 25p/11r

**Played the Entire Game:** 40:00, Walter Clayton Jr., at Auburn, 2/8/25

**Made a Buzzer-Beater:** vs. Ohio State (at Fort Myers), 11/24/21, Tyree Appleby 3-pointer at the buzzer to win, 71-68  
**Made a Game-Winner:** at South Carolina, 1/22/25, Will Richard driving layup with :04.8 left to give UF a 70-69 win  
**Lost on a Game-Winner:** at Duke, 12/2/25, Isaiah Evans 3-pointer with :19.7 left to defeat UF, 67-66

## MULTI-PLAYER PERFORMANCES

**Had 5+ Players with 10 Points:** at Vanderbilt, 1/17/26; Rueben Chinyelu (20), Xiaivian Lee (20), Thomas Haugh (18), Alex Condon (16), Isaiah Brown (14)  
**Had 6 Players with 10 Points:** vs. Tennessee, 1/10/26; Boogie Fland (23), Rueben Chinyelu (17), Urban Klavzar (15), Thomas Haugh (13), Alex Condon (11), Xiaivian Lee (10)  
**Had 7 Players with 10 Points:** at Auburn, 2/14/17; Canyon Barry (30), KeVaughn Allen (17), Devin Robinson (14), Chris Chiozza (11), Kasey Hill (11), John Egbunu (10), Justin Leon (10)  
**Had 8 Players with 10 Points:** vs. North Carolina A&T, 11/18/10; Kenny Boynton (16), Chandler Parsons (16), Casey Prather (12), Erik Murphy (11), Erving Walker (11), Scottie Wilbekin (11), Patric Young (11), Vernon Macklin (10)

**Had 3 Players with 15 Points:** 4, at Vanderbilt, 1/17/26; Rueben Chinyelu (20), Xiaivian Lee (20), Thomas Haugh (18), Alex Condon (16)  
**Had 4 Players with 15 Points:** at Vanderbilt, 1/17/26; Rueben Chinyelu (20), Xiaivian Lee (20), Thomas Haugh (18), Alex Condon (16)  
**Had 5 Players with 15 Points:** vs. Texas A&M (at Nashville/SEC Tournament), 3/16/24; Denzel Aberdeen (20), Will Richard (19), Walter Clayton Jr. (16), Zyon Pullin (15), Tyrese Samuel (15)  
**Had 2 Players with 20 Points:** at Vanderbilt, 1/17/26; Rueben Chinyelu (20), Xiaivian Lee (20)  
**Had 3 Players with 20 Points:** at Kentucky, 1/31/24; Walter Clayton Jr. (23), Tyrese Samuel (22), Zyon Pullin (21)  
**Had 2 Players with 25 Points:** at Kentucky, 1/4/25; Walter Clayton Jr. (33), Alijah Martin (26)  
**Had 2 Players with 30 Points:** vs. Georgia, 3/3/62; Cliff Luyk (36), Tom Barbee (32)  
**Had 2 Players with 20 Points in a Half:** 23, Walter Clayton Jr.; 20, Alijah Martin; 2nd half at Kentucky, 1/4/25

**Had 7+ Players Make a 3-Pointer:** 8, vs. St. Francis, 12/17/25  
**Had 9 Players Make a 3-Pointer:** 9, vs. North Florida, 11/27/18  
**Had 2 Players Make 5+ 3-Pointers:** vs. Texas A&M, 1/22/19; KeVaughn Allen (8), Noah Locke (7)  
**Had 3 Players Make 4+ 3-Pointers:** vs. Texas A&M (SEC Tournament), 3/16/24; Walter Clayton Jr. (5), Denzel Aberdeen (4), Will Richard (4)

**Had 2 Players with 10 Rebounds:** vs. Georgia, 1/6/26; Thomas Haugh (12), Micah Handlogten (11)  
**Had 3 Players with 10 Rebounds:** vs. North Florida, 12/21/24; Sam Alexis (12), Alex Condon (10), Thomas Haugh (10)  
**Had 2 Players with 12 Rebounds:** vs. Dartmouth, 12/29/25; Rueben Chinyelu (12), Micah Handlogten (12)

**Had 2 Players w/Double-Double:** vs. Colgate, 12/21/25; Rueben Chinyelu (16p/12r), Alex Condon (16p/10r)  
**Had 3 Players w/Double-Double:** vs. UNF, 12/21/24; Sam Alexis (14p/12r), Alex Condon (12p/10r), Thomas Haugh (10p/10r)  
**Had 2 Players w/Double-Double in 2+ Straight Games:** 4 straight, vs. North Florida, 11/6/25, Alex Condon (25p/10r), Micah Handlogten (17p/13r); vs. Florida State, 11/11/25, Thomas Haugh (20p/13r), Rueben Chinyelu (10p/16r); vs. Miami (at Jacksonville), 11/16/25, Alex Condon (19p/10r), Rueben Chinyelu (16p/10r); vs. Merrimack, 11/21/25, Alex Condon (20p/11r), Rueben Chinyelu (14p/21r)

**Had 2 Players Foul Out:** 2, vs. TCU (at San Diego), 11/27/25; Boogie Fland, Xiaivian Lee  
**Had 3 Players Foul Out:** 3, at Arkansas, 1/11/25; Rueben Chinyelu, Thomas Haugh, Alijah Martin

## TEAM PERFORMANCES

**100 Points:** 102, vs. St. Francis, 12/17/25  
**105 Points:** 105, vs. Alabama, 3/5/24  
**110 Points:** 111, vs. Gonzaga (at Portland), 11/24/17  
**115 Points:** 116, vs. Gardner-Webb, 11/13/17  
**120 Points:** 125, vs. FAMU, 12/10/00  
**130 Points:** 131, vs. New Hampshire, 11/29/99

**50 Rebounds:** 50, vs. LSU, 1/20/26  
**55 Rebounds:** 56, vs. Georgia, 1/6/26  
**60 Rebounds:** 60, vs. Dartmouth, 12/29/25  
**65 Rebounds:** 65, vs. North Florida, 12/21/24

**20 Offensive Rebounds:** 24, vs. LSU, 1/20/26  
**25 Offensive Rebounds:** 25, vs. Dartmouth, 12/29/25

**Made 35 Field Goals:** 38-for-71, at Oklahoma, 1/13/26  
**Made 40 Field Goals:** 40-for-81, vs. North Florida, 11/6/25  
**Made 45 Field Goals:** 46-for-81, vs. New Hampshire, 11/29/99

**Attempted 75 Field Goals:** 35-for-75, vs. Georgia, 1/6/26  
**Attempted 80 Field Goals:** 40-for-81, vs. North Florida, 11/6/25  
**Attempted 85 Field Goals:** 40-for-86, vs. Michigan (at Charlotte), 12/19/23

**Made 10 3-Pointers:** 10-for-27, vs. St. Francis, 12/17/25  
**Made 12 3-Pointers:** 12-for-33, vs. Providence (at San Diego), 11/28/25  
**Made 15 3-Pointers:** 16-for-39, vs. Southern Illinois, 11/22/24  
**Made 18 3-Pointers:** 18-for-37, vs. Texas A&M, 1/22/19

**Attempted 30 3-Pointers:** 9-for-30, vs. Tennessee, 1/10/26  
**Attempted 35 3-Pointers:** 14-for-38, vs. Ole Miss, 3/8/25

**Made 25 Free Throws:** 25-for-30, at Vanderbilt, 1/17/26  
**Made 30 Free Throws:** 31-for-36, vs. Alabama (at Nashville/SEC Tournament), 3/15/24  
**Made 35 Free Throws:** 40-for-46, vs. Alabama, 3/5/24  
**Made 40 Free Throws:** 40-for-46, vs. Alabama, 3/5/24

**Attempted 35 Free Throws:** 23-for-38, vs. Dartmouth, 12/29/25  
**Attempted 40 Free Throws:** 23-for-41, vs. Georgia (at Nashville/SEC Tournament), 3/14/24  
**Attempted 45 Free Throws:** 40-for-46, vs. Alabama, 3/5/24  
**Attempted 50 Free Throws:** 40-for-50, vs. Morehead State, 12/22/98

**20 Assists:** 20, at Oklahoma, 1/13/26  
**25 Assists:** 25, vs. Southern Illinois, 11/22/24  
**30 Assists:** 32, vs. Northeastern, 12/22/03

**10 Steals:** 13, vs. Tennessee, 1/10/26  
**15 Steals:** 21, vs. North Florida, 12/8/21  
**20 Steals:** 21, vs. North Florida, 12/8/21  
**25 Steals:** 25, vs. Morehead State, 12/22/98

**Forced 20 Turnovers:** 20, vs. Mississippi State (at Nashville/SEC Tournament), 3/9/23  
**Forced 25 Turnovers:** 28, vs. North Florida, 12/8/21  
**Forced 30 Turnovers:** 30, vs. Georgia, 2/5/00  
**Forced 35 Turnovers:** 35, vs. Florida A&M, 12/4/99

**8 Blocked Shots:** 8, vs. Florida State, 11/11/25  
**9 Blocked Shots:** 9, vs. Southern Illinois, 11/22/24  
**10 Blocked Shots:** 10, vs. Jacksonville, 11/7/24  
**11 Blocked Shots:** 11, at Texas A&M, 2/3/24  
**12 Blocked Shots:** 12, vs. South Carolina, 2/3/21

**Overcame a 10-Point Deficit:** vs. Houston (at San Antonio/NCAA Tournament), 4/7/25; Trailed by 12, 42-30, at 16:24 in the 2nd half & won, 65-63  
**Overcame a 20-Point Deficit:** vs. Georgia, 2/5/20; Trailed by 22, 52-30, at 16:43 in 2nd half & won, 81-75

# Head Coach Todd Golden

## YEAR-BY-YEAR COACHING RECORD

Year	School	Overall	League	Postseason
2019-20	San Francisco	22-12 .647	9-7 .562	Postseason Canceled
2020-21	San Francisco	11-14 .440	4-9 .308	None
2021-22	San Francisco	24-10 .706	10-6 .625	NCAA 1st Round
2022-23	Florida	16-17 .485	9-9 .500	NIT 1st Round
2023-24	Florida	24-12 .667	11-7 .611	NCAA 1st Round
2024-25	Florida	36-4 .900	14-4 .778	NCAA Champions
2025-26	Florida	14-6 .700	5-2 .714	
<b>Florida</b>	<b>4th Season</b>	<b>90-39 .698</b>	<b>39-22 .639</b>	<b>2 NCAAAs (6-1)</b>
<b>Overall</b>	<b>7th Season</b>	<b>147-75 .662</b>	<b>62-44 .585</b>	<b>3 NCAAAs (6-2)</b>

Todd Golden has led the Florida Gators back to the mountaintop.

Just three years, two weeks and six days after his hire as Florida's head coach was announced, Golden ascended a ladder in San Antonio's Alamodome to cut down the net as a national champion.

The Gators' third national title in program history capped a season of historic proportions, as Florida's 36 wins tied a program record and UF returned to its sixth Final Four and its fifth SEC Tournament title. At 39 years, Golden became the youngest national championship coach since Jim Valvano in 1983.

The championships all came as part of a memorable 12-game win streak to end the season that began March 1. The 12-game run to close the season included nine top-25 wins, eight of the nine vs. teams in the top 12.

The Gators' run to the title tied for the toughest path all-time for a #1-seed (1993 North Carolina) and the third-toughest in NCAA Tournament history. Florida's epic run featured four comeback wins, including rallying from 12 points down in the national championship game, closing the game on a 35-21 run over the final 16 minutes.

The Gators entered the NCAA Tournament with a No. 1 seed for just the third time in program history, joining the 2007 and 2014 squads as top-seed earners. Florida used the SEC Tournament to get hot, posting a dominant run on the way to Florida's fifth SEC Tournament title.

Florida's 27 regular season wins marked the second-most in program history (29, 2013-14), and the Gators posted a 14-4 record in an SEC that ranked among the best conferences in college basketball history.

The Gators ended the season on a 12-game winning streak starting on March 1 that saw UF knock off nine top-25 teams, eight of which ranked in the top 12. Florida finished the season 8-2 in top-10 matchups, including wins in the final seven, after entering the season 6-16 all-time in such matchups.

UFs' pair of #1 wins vs. Tennessee and at Auburn were Florida's first ever in regular season play. Coupled with the Auburn win, the Gators' road win at #7 Alabama gave UF multiple top-10 road wins in a season for the first time. Golden earned Naismith Coach of the Year semifinalist recognition.

The story of the season was the masterful roster construction by Golden and staff. The Gators kept up the elite offensive production from the previous season while jumping from 94th to sixth in defensive efficiency. In addition to an added focus on that side of the ball, the improvement can also be credited to the identification and recruitment of Alijah Martin and Rueben Chinyelu, who brought an added dimension of toughness and physicality to the Gators' 2024-25 edition.

The Gators' +15.2 scoring margin for the season led the SEC and was the third-highest in program history, while UF set program records for points (3,391), 3-point field goals (390) and field goals (1,182).

Florida's trio of senior guards capped the season all being selected in the NBA Draft, as Walter Clayton Jr. was a first-round selection by the Utah Jazz, while Alijah Martin was chosen by the Raptors and Will Richard selected by the Warriors in the second round.

Even before the 2025 championship, Golden had the Gators trending up through two seasons at the helm, leading Florida back to the NCAA Tournament in 2024. UF posted 24 wins, its most since 2016-17, and advanced to the SEC Tournament championship game for the first time since 2014. The Gators tallied four top-25 wins in 2023-24, and Florida had its highest-scoring team in program history with 85.7 points per game, ranking in the top 10 nationally in scoring offense, rebounds per game, offensive rebounds per game and offensive rebounding percentage.

In Golden's first season at UF in 2022-23, the Gators earned a postseason berth and multiple top-25 wins as Golden became the first Florida coach to accomplish both of those benchmarks in his first season.

Golden came to Florida after three seasons as San Francisco's head coach, where he led the team in 2022 to its first NCAA Tournament since 1998 and its first at-large bid since 1982. Prior to being named the Dons' head coach, Golden spent the previous three seasons as San Francisco's associate head coach, two seasons on Auburn's staff at two seasons at Columbia.

Golden is married to the former Megan York, who was a four-year volleyball standout at Saint Mary's and the WCC's Co-Freshman of the Year in 2007.



## GOLDEN'S WIN-LOSS BREAKDOWN

	2025-26	Florida	Overall
<b>Overall</b>	<b>14-6</b>	<b>90-39</b>	<b>147-75</b>
Home	9-1	48-9	77-23
Away	2-2	16-19	33-33
Neutral	3-3	26-11	37-19
<b>vs. Conference</b>	<b>5-2</b>	<b>39-22</b>	<b>62-44</b>
vs. Conference Home	3-1	25-6	36-18
vs. Conference Away	2-1	14-16	25-26
<b>vs. Non-Conference (Reg. Season)</b>	<b>9-4</b>	<b>39-13</b>	<b>69-24</b>
vs. Non-Conference Home	6-0	23-2	41-4
vs. Non-Conference Away	0-1	2-3	8-7
vs. Non-Conference Neutral	3-3	14-8	20-13
<b>Postseason Play</b>	<b>0-0</b>	<b>12-4</b>	<b>15-7</b>
Conference Tournament	0-0	6-2	9-4
NCAA Tournament	0-0	6-1	6-2
NIT	0-0	0-1	0-1
vs. AP Top 25	3-3	21-15	22-24
vs. AP Top 15	1-3	14-13	15-21
vs. AP Top 10	1-2	11-9	12-17
vs. AP Top 5	0-2	6-5	7-10
vs. AP No. 1	0-0	2-0	2-4
Overtime	0-0	3-2	5-4
November	5-2	22-8	39-11
December	4-2	17-5	31-11
January	5-2	20-10	32-21
February	0-0	14-10	24-22
March	0-0	15-6	19-10
April	0-0	2-0	2-0
Sunday	2-0	6-2	8-5
Monday	1-1	6-2	11-5
Tuesday	4-2	17-6	22-9
Wednesday	1-0	13-10	17-12
Thursday	1-1	6-3	23-16
Friday	2-0	13-3	17-5
Saturday	3-2	29-14	49-24
Scoring 49 or fewer	0-0	0-2	0-5
Scoring 50-59	0-0	0-6	0-9
Scoring 60-69	0-2	5-10	16-27
Scoring 70-79	2-2	19-9	39-20
Scoring 80-89	3-2	36-8	50-10
Scoring 90-99	7-0	22-2	28-2
Scoring 100+	2-0	8-2	14-2
Allowing 49 or fewer	1-0	6-0	8-1
Allowing 50-59	0-0	9-1	20-2
Allowing 60-69	6-1	35-9	64-17
Allowing 70-79	6-3	24-7	36-22
Allowing 80-89	0-1	11-13	15-21
Allowing 90-99	1-1	5-5	5-7
Allowing 100+	0-0	1-3	1-4




# 2025-26 Florida Gators




**#0 BOOGIE FLAND**  
G | So. | 6-3 | 185 | Bronx, N.Y.




**#1 XAIVIAN LEE**  
G | Sr. | 6-4 | 180 | Toronto, Ontario




**#3 MICAH HANDLOGTEN**  
C | Sr. | 7-1 | 260 | Lake Norman, N.C.



**#4 ALEX LLOYD**  
G | Fr. | 6-3 | 180 | Miami, Fla.



**#7 URBAN KLAVŽAR**  
G | Jr. | 6-1 | 190 | Domzale, Slovenia



**#8 ALEX KOVATCHEV**  
G | RSo. | 6-5 | 195 | Perth, Australia




**#9 RUEBEN CHINYELU**  
C | Jr. | 6-10 | 265 | Enugwu-Agidi, Nigeria



**#10 THOMAS HAUGH**  
F | Jr. | 6-9 | 215 | New Oxford, Pa.




**#11 CJ INGRAM**  
G | Fr. | 6-6 | 205 | Hawthorne, Fla.



**#12 VIKTOR MIKIĆ**  
C | So. | 6-11 | 260 | Beograd, Serbia




**#20 ISAIAH BROWN**  
G | So. | 6-4 | 210 | Orlando, Fla.




**#21 ALEX CONDON**  
F/C | Jr. | 6-11 | 236 | Perth, Australia



**#23 AJ BROWN**  
G | R Jr. | 6-4 | 210 | Orlando, Fla.



**#32 OLIVIER RIOUX**  
C | R Fr. | 7-9 | 305 | Terrebonne, Quebec



**#33 COOPER JOSEFSBERG**  
G | Jr. | 6-4 | 195 | Miami, Fla.



**TODD GOLDEN**  
Head Coach



**CARLIN HARTMAN**  
Associate Head Coach



**COREY MCCRAY**  
Associate Head Coach



**DAVE KLATSKY**  
Assistant Coach



**TAUREAN GREEN**  
Assistant Coach,  
Player Development



**JONATHAN SAFIR**  
Assistant Coach

# Roster

## NUMERICAL ROSTER

0	Boogie Fland	G	6-3	185	So.	TR	Bronx, N.Y./Arkansas
1	Xaivian Lee	G	6-4	180	Sr.	TR	Toronto, Ontario, Canada/Princeton
3	Micah Handlogten	C	7-1	260	Sr.	2L	Lake Norman, N.C./Marshall
4	Alex Lloyd	G	6-3	180	Fr.	HS	Miami, Fla./Westminster Academy
7	Urban Klavžar	G	6-1	190	Jr.	1L	Domzale, Slovenia/Real Madrid
8	Alex Kovatchev	G	6-5	195	RSo.	TR	Perth, Australia/Sacramento State
9	Rueben Chinyelu	C	6-10	265	Jr.	1L	Enugu Agidi, Nigeria/Washington State
10	Thomas Haugh	F	6-9	215	Jr.	2L	New Oxford, Pa./Perkiomen School
11	CJ Ingram	G	6-6	205	Fr.	HS	Hawthorne, Fla./Montverde Academy
12	Viktor Mikić	C	6-11	260	So.	1L	Beograd, Serbia/Hamilton Heights (Tenn.)
20	Isaiah Brown	G	6-4	210	So.	1L	Orlando Fla./Orlando Christian Prep
21	Alex Condon	F/C	6-11	236	Jr.	2L	Perth, Australia/NBA Global Academy
23	AJ Brown	G	6-4	210	RJr.	TR	Orlando, Fla./Ohio
32	Olivier Rioux	C	7-9	305	RFr.	SQ	Terrebonne, Quebec, Canada/IMG Academy
33	Cooper Josefsberg	G	6-4	195	Jr.	2L	Miami, Fla./Riviera Prep

## ALPHABETICAL ROSTER

23	AJ Brown	G	6-4	210	RJr.	TR	Orlando, Fla./Ohio
20	Isaiah Brown	G	6-4	210	So.	1L	Orlando Fla./Orlando Christian Prep
9	Rueben Chinyelu	C	6-10	265	Jr.	1L	Enugu Agidi, Nigeria/Washington State
21	Alex Condon	F/C	6-11	236	Jr.	2L	Perth, Australia/NBA Global Academy
0	Boogie Fland	G	6-3	185	So.	TR	Bronx, N.Y./Arkansas
3	Micah Handlogten	C	7-1	260	Sr.	2L	Lake Norman, N.C./Marshall
10	Thomas Haugh	F	6-9	215	Jr.	2L	New Oxford, Pa./Perkiomen School
11	CJ Ingram	G	6-6	205	Fr.	HS	Hawthorne, Fla./Montverde Academy
33	Cooper Josefsberg	G	6-4	195	Jr.	2L	Miami, Fla./Riviera Prep
7	Urban Klavžar	G	6-1	190	Jr.	1L	Domzale, Slovenia/Real Madrid
8	Alex Kovatchev	G	6-5	195	RSo.	TR	Perth, Australia/Sacramento State
1	Xaivian Lee	G	6-4	180	Sr.	TR	Toronto, Ontario, Canada/Princeton
4	Alex Lloyd	G	6-3	180	Fr.	HS	Miami, Fla./Westminster Academy
12	Viktor Mikić	C	6-11	260	So.	1L	Beograd, Serbia/Hamilton Heights (Tenn.)
32	Olivier Rioux	C	7-9	305	RFr.	SQ	Terrebonne, Quebec, Canada/IMG Academy

**Head Coach:** Todd Golden (Saint Mary's '08, 4th Season)

**Associate Head Coaches:** Carlin Hartman (Tulane '94, 4th Season), Korey McCray (Mercer '01, 4th Season)

**Assistant Coaches:** Taurean Green (Florida '12, 3rd Season), Jonathan Safir (Vassar '15, 3rd Season), Dave Klatsky (Penn '03, 1st Season)

**Director of Basketball Strategy & Analytics:** Kevin Olsen (San Francisco '21, 2nd Season)

**Strength & Conditioning:** Victor Lopez (CSU East Bay '17, 4th Season)

**Athletic Trainer:** Jon Michelini (Florida, '01, 2nd Season)

**Director of Basketball Operations:** Jordan Jacobson (Michigan '21, 5th Season)

**Video Coordinator:** Nolan Crist (Florida, '23, 5th Season)

**Associate AD & Sport Administrator:** Dave "Duke" Werner (Eastern Kentucky '91, 22nd Season)

## PRONUNCIATION GUIDE

Rueben Chinyelu	CHIN-yuh-loo
Micah Handlogten	HAND-log-ten
Thomas Haugh	HOWK
Urban Klavzar	ur-BAHN KLAV-zhar
Alex Kovatchev	kuh-VAHT-chev
Xaivian Lee	ZAY-vee-un
Viktor Mikic	MEE-kitch
Olivier Rioux	oh-LIV-ee-ay REE-oo
Jonathan Safir	like "Sapphire"

## SINCE 2000

### NATIONAL CHAMPIONSHIPS

UConn	5
<b>FLORIDA</b>	<b>3</b>
Duke	3
North Carolina	3
Villanova	2
Baylor	1
Kansas	1
Kentucky	1
Louisville	1
Maryland	1
Michigan State	1
Virginia	1

### ELITE 8 TRIPS

Kansas	11
Duke	10
Michigan State	10
North Carolina	10
<b>FLORIDA</b>	<b>9</b>
Kentucky	9
UConn	8
Arizona	6
Louisville	6
Gonzaga	5
Villanova	5
Michigan	4
Oklahoma	4
Oregon	4
Syracuse	4
UCLA	4
Wisconsin	4
Alabama	3
Baylor	3
Houston	3
Illinois	3
Kansas State	3
Memphis	3
Ohio State	3
Purdue	3
Tennessee	3
Texas	3
Texas Tech	3
Xavier	3
Arkansas	2
Auburn	2
Butler	2
Marquette	2
Maryland	2
Missouri	2
Notre Dame	2
Oklahoma State	2
USC	2
Virginia	2
West Virginia	2
Clemson	1
Davidson	1
Dayton	1
Florida Atlantic	1
Florida State	1
George Mason	1
Georgetown	1
Georgia Tech	1
Indiana	1
Iowa State	1
Kent State	1
Loyola Chicago	1
LSU	1
Miami (Fla.)	1
North Carolina State	1
Oregon State	1
Pittsburgh	1
Saint Joseph's	1
Saint Peter's	1
South Carolina	1
Stanford	1
Temple	1
Tulsa	1
VCU	1
Wichita State	1

# Media Information

**CREDENTIALS:** Requests for credentials will be taken online and reviewed by Florida communications.

To access the credential request form, please visit [www.sportssystems.com/floridahoops](http://www.sportssystems.com/floridahoops). Once you have submitted your credential request, you will receive an automated email from the Communications Department acknowledging your request was received and is being reviewed. Once a decision is made on your request, you will receive an email with further information.

**CREDENTIAL PICK-UP:** Media will call is located at Gate 4.

**INTERNET CREDENTIALS:** Only official websites of each participating institution, along with networks holding contractual broadcast rights to a game and websites affiliated with a national publication or news outlet, will be issued credentials.

**PLAYER/STAFF INTERVIEWS:** All interview requests for players or coaching staff should be coordinated through Denver Parler at least 24 hours in advance. Interviews will be arranged before or after practice according to class and meeting schedules.

The Communications Office will not give out home or cell phone numbers for any players, and players may not be contacted directly. Members of the media are not permitted in team areas. Team locker room, training room and strength complex are considered private areas. These areas, as well as players' housing (on-campus and off-campus), are off-limits to media representatives.

**PRESS CONFERENCES & MEDIA AVAILABILITIES:** Media opportunities with head coach Todd Golden and a player will generally occur on the day prior to games in the UF Women's Club. Timing of practice/travel schedules and other UF sports may alter that timing.

Postgame, Florida players will be available in the press conference room, followed by head coach Todd Golden. Visiting head coach and player(s) may also be brought to the press room at the visitor's discretion.

**PRACTICE COVERAGE:** University of Florida men's basketball practices are closed to the media except for designated opportunities as announced by the communications department.

**VIDEO:** By SEC policy, media outlets are limited to a total of three minutes of video per day on websites or news broadcasts.

**MEDIA ROOM:** The media work room and press conference room are located in the Orange & Blue Rooms on the service level. The Orange Room will house the pregame meal and have work space for media members. The Blue Room will host postgame press conferences.

**SEATING:** Media should work from their assigned seats in the press seating area.

**FLORIDA LOCKER ROOM:** The Gators locker room is closed to the media with the exception of the SEC and NCAA Tournaments, if required by the governing organization.

**VISITOR LOCKER ROOM:** Interview policies and procedures will be determined by visiting Communications Directors and coaches.

**RADIO:** Ethernet lines are provided for visiting broadcasts.

**PHOTOGRAPHERS:** Photo shooting locations to be assigned by the Communications Office.

**LIVE STATS:** Florida will make live stats available to media members via StatBroadcast.

**SEATING:** Press seating is assigned, and all media members are asked to utilize their assigned seat. Press seating is located approximately 10 rows off the floor in the Gate 4 corner of the arena and west baseline.

**PARKING:** Parking may be requested when applying for credentials and will be granted if available. Media may also park in the O'Connell Center garage, which is open to the public for free on a first-come, first-served basis.

## COMMUNICATIONS SHIPPING ADDRESS

Ben Hill Griffin Stadium  
Central Receiving  
121 Gale Lemerand Dr.  
Gainesville, FL 32611

## UNIVERSITY FACTS

Location: Gainesville, Fla.  
Founded: 1853  
Enrollment: 61,771  
Conference: Southeastern (SEC)  
Nickname: Gators  
UF President: Dr. Donald W. Landry (interim)  
Athletic Director: Scott Stricklin  
Faculty Rep: Dr. Christopher Janelle  
Mascots: Albert and Alberta  
Colors: Orange (PMS 172) and Blue (PMS 287)  
Website: [FloridaGators.com](http://FloridaGators.com)  
Social: @GatorsMBK

## COACHING STAFF FACTS

Head Coach: Todd Golden (Saint Mary's, '08)  
UF Record: 90-39/4th season  
Overall Record: 147-75/7th season  
Associate Head Coaches:  
Carlin Hartman (Tulane '94)  
Korey McCray (Mercer '01)  
Assistant Coaches:  
Dave Klatsky (Penn, '03)  
Taurean Green (Florida '12)  
Jonathan Safir (Vassar '15)  
Dir. of Basketball Strategy & Analytics: Kevin Olsen  
Strength & Conditioning Coordinator: Victor Lopez  
Athletic Trainer: John Michelini  
Director of Basketball Operations: Jordan Jacobson  
Video Coordinator: Nolan Crist  
Executive Assistant: Tracy Pfaff  
Academic Advisor: Tony Meacham

## PROGRAM FACTS

Arena: Exactech Arena at the Stephen C. O'Connell Center (10,151)  
Season: 105th  
Overall Record: 1,579-1,188  
SEC Record: 709-697w  
NCAA Tournaments: 22 (1989, '94, '95, '99, 2000, '01, '02, '03, '04, '05, '06, '07, '10, '11, '12, '13, '14, '17, '18, '19, '21, '24, '25)  
Final Fours: 6 (1994, 2000, '06, '07, '14, '25)  
National Championships: 3 (2006, '07, '25)  
NIT Appearances: 11 (1969, '84, '85, '86, '92, '93, '98, 2008, '09, '16, '22, '23)  
SEC Tournament Championships: 5 (2005, '06, '07, '14, '25)  
SEC Championships: 7 (1989, 2000, '01, '07, '11, '13, '14)  
All-Americans: 26  
All-SEC: 120  
SEC Academic Honor Roll: 151  
NBA Draftees: 40  
2024-25 Record: 36-4  
2024-25 Conference Record: 14-4 (2nd)  
Lettermen Returning/Lost: 10/6  
Starters Returning/Lost: 2/3  
Returning: Rueben Chinyelu, Alex Condon  
Lost: Walter Clayton Jr., Alijah Martin, Will Richard

## COMMUNICATIONS CONTACT

Denver Parler | [denverp@gators.ufl.edu](mailto:denverp@gators.ufl.edu)  
352-692-6195 (o) | 352-318-3493 (c)  
Fax: 352-375-4809



# #0 Boogie Fland

SOPHOMORE | G | 6-3 | 185 | BRONX, N.Y. | ARKANSAS

### OVERVIEW

- Averaged 13.5 points, 5.1 assists and 3.2 rebounds with a 3.72 assist-to-turnover ratio in his lone season at Arkansas, starting 18 of his 21 appearances.
- Missed two months of the season with injury, returning to help the Razorbacks on their Sweet 16 run. Fland averaged 15.1 points prior to his injury.
- Went through the NBA Draft process and was invited to the NBA Draft Combine before ultimately returning to the college game and transferring to Florida.
- A 2024 McDonald's All-American with invitations to the Jordan Brand Classic, USA Basketball Nike Hoop Summit and USA Basketball Men's Junior National Select Team.

### 2025-26 HIGHLIGHTS

- Tallied 23 points with five assists and four steals in the win vs. #21 Tennessee. Florida finished the first half on a 15-2 run over 3:33 during which Fland had 10 points and three steals.
- Scored 16 points at #4 Duke, including nine points in the final four minutes. Hit a go-ahead 3-pointer in the final minute of the game.
- Posted 17 points with four 3-pointers in the win vs. Providence.
- Scored 18 points, including 14 in the second half, in the win vs. Florida State.
- Posted nine points, four rebounds, three assists and three steals in his Florida debut vs. #13 Arizona.
- Named to the Bob Cousy Award and Naismith Trophy Watch Lists and earned preseason second-team All-SEC recognition from the media.



### CAREER STATS

		Field Goals				3-Point		F-Throws		Rebounds				Scoring							
SEASON	TEAM	GP-GS	MIN/AVG	FG-FGA	FG%	3FG-3FGA	3FG%	FT-FTA	FT%	OFF	DEF	TOT	AVG	PF-FO	A	TO	BLK	STL	PTS	AVG	
2024-25	AR	21-18	667/31.8	96-253	.379	36-106	.340	55-66	.833	10	58	68	3.2	37-0	108	29	1	32	283	13.5	
2025-26	UF	20-20	606/30.3	82-203	.404	16-82	.195	45-63	.714	17	30	47	2.4	50-3	72	32	3	36	225	11.3	
TOTAL FOR UF		20-20	606/30.3	82-203	.404	16-82	.195	45-63	.714	17	30	47	2.4	50-3	72	32	3	36	225	11.3	
TOTAL		41-38	1273/31.1	178-456	.390	52-188	.277	100-129	.775	27	88	115	2.8	87-3	180	61	4	68	508	12.4	

### SEC STATS

	GP-GS	Min	Avg	FG-FGA	Pct	3FG-3A	Pct	FT-FTA	Pct	OR	DR	Reb	Avg	PF	FO	Ast	TO	Blk	Stl	Pts	Avg
FLAND, Boogie	7-7	228:35	32.7	31-79	.392	4-28	.143	11-18	.611	9	12	21	3.0	18	1	37	10	0	13	77	11.0

### GAME-BY-GAME STATS

Opponent	Date	GS	MIN	Total		3-Pointers		Free throws		Rebounds				PF	A	TO	BLK	STL	PTS	AVG	
				FG-FGA	PCT	3FG-3FGA	PCT	FT-FTA	PCT	OFF	DEF	TOT	AVG								
vs Arizona	11/03/2025	*	31:40	3-9	.333	0-2	.000	3-5	.600	2	2	4	4.0	4	3	0	0	3	9	9.0	
North Florida	11/06/2025	*	26:19	4-7	.571	0-3	.000	2-3	.667	2	0	2	3.0	2	3	0	0	1	10	9.5	
Florida St.	11/11/2025	*	34:57	5-11	.455	2-7	.286	6-8	.750	2	3	5	3.7	3	1	1	0	4	18	12.3	
vs Miami (FL)	11/16/2025	*	31:16	2-10	.200	0-5	.000	4-6	.667	0	2	2	3.3	1	2	3	0	0	8	11.3	
Merrimack	11/21/2025	*	27:05	2-5	.400	2-3	.667	4-4	1.000	0	1	1	2.8	1	3	1	1	1	10	11.0	
vs TCU	11/27/2025	*	27:10	4-8	.500	0-3	.000	4-4	1.000	0	1	1	2.5	5	2	4	1	3	12	11.2	
vs Providence	11/28/2025	*	35:07	6-18	.333	4-10	.400	1-2	.500	1	1	2	2.4	2	3	1	1	0	17	12.0	
at Duke	12/02/2025	*	28:39	7-16	.438	2-7	.286	0-0	.000	1	0	1	2.3	3	0	4	0	3	16	12.5	
vs UConn	12/09/2025	*	22:23	2-5	.400	0-2	.000	4-4	1.000	0	1	1	2.1	5	1	1	0	0	8	12.0	
vs George Washington	12/13/2025	*	30:14	4-10	.400	0-5	.000	4-6	.667	0	2	2	2.1	3	5	2	0	2	12	12.0	
Saint Francis	12/17/2025	*	23:21	4-7	.571	1-2	.500	2-2	1.000	0	1	1	2.0	0	4	1	0	1	11	11.9	
Colgate	12/21/2025	*	28:16	3-8	.375	1-3	.333	0-1	.000	0	2	2	2.0	1	3	2	0	2	7	11.5	
Dartmouth	12/29/2025	*	30:55	5-10	.500	0-2	.000	0-0	.000	0	2	2	2.0	2	5	2	0	3	10	11.4	
at Missouri	01/03/2026	*	33:58	2-10	.200	0-6	.000	2-2	1.000	1	0	1	1.9	2	7	1	0	0	6	11.0	
Georgia	01/06/2026	*	28:60	2-10	.200	0-3	.000	4-4	1.000	4	4	8	2.3	5	6	3	0	1	8	10.8	
Tennessee	01/10/2026	*	31:24	9-13	.692	3-6	.500	2-4	.500	1	2	3	2.4	2	5	2	0	4	23	11.6	
at Oklahoma	01/13/2026	*	32:59	7-16	.438	1-5	.200	0-1	.000	1	4	5	2.5	1	7	1	0	2	15	11.8	
at Vanderbilt	01/17/2026	*	32:36	3-7	.429	0-2	.000	1-3	.333	0	0	0	2.4	2	3	1	0	1	7	11.5	
LSU	01/20/2026	*	32:00	4-11	.364	0-2	.000	2-2	1.000	0	1	1	2.3	3	4	2	0	2	10	11.4	
Auburn	01/24/2026	*	36:38	4-12	.333	0-4	.000	0-2	.000	2	1	3	2.4	3	5	0	0	3	8	11.3	
Totals			20	605:57	82-203	.404	16-82	.195	45-63	.714	17	30	47	2.4	50	72	32	3	36	225	11.3

### Player Averages

Games Played	Minutes/game	Points/game	FG Pct	3FG Pct	FT Pct	Rebounds/game	Assists/game	Turnovers/game	Assist/Turnover ratio	Steals/game	Blocks/game
20	30.3	11.3	40.4	19.5	71.4	2.4	3.6	1.6	2.3	1.8	0.2

### MISCELLANEOUS STATS

	25-26	Total
Led UF in Scoring	1	1
Led UF in Rebounds	0	0
Led UF in Assists	9	9
10+ Points	12	12
20+ Points	1	1
10+ Rebounds	0	0
Double-Doubles	0	0
Dunks	10	10
Off. Fouls Drawn	3	3
Three-Point Plays	2-5	2-5

### GAME HIGHS

Points	
2025-26/UF	23, vs. Tennessee (1/10/26)
Career	24, vs. Oakland (12/30/24)
Rebounds	
2025-26/UF/Car.	8, vs. Georgia (1/6/25)
Field Goals	
2025-26/UF	9, vs. Tennessee (1/10/26)
Career	9, 2x, last vs. Tennessee (1/10/26)
Field Goal Attempts	
2025-26/UF	18, vs. Providence (11/28/25)
Career	20, vs. Ole Miss (1/8/25)
3-Point Field Goals	
2025-26/UF	4, vs. Providence (11/28/25)
Career	5, vs. Oakland (12/30/24)
3-Point FG Attempts	
2025-26/UF/Car.	10, vs. Providence (11/28/25)
Free Throws	
2025-26/UF	6, vs. Florida State (11/11/25)
Career	6, 4x, last vs. Florida St. (11/11/25)
Free Throw Attempts	
2025-26/UF	8, vs. Florida State (11/11/25)
Career	8, 2x, last vs. Florida St. (11/11/25)
Assists	
2025-26/UF	7, 2x, last at Oklahoma (1/13/26)
Career	11, vs. NC A&T (12/21/24)
Steals	
2025-26/UF	4, 2x, last vs. Tennessee (1/10/26)
Career	5, vs. Central Arkansas (12/14/24)
Blocked Shots	
2025-26/UF	1, 3x, last vs. Providence (11/28/25)
Career	1, 4x, last vs. Providence (11/28/25)
Minutes Played	
2025-26/UF	37, vs. Auburn (1/24/26)
Career	39, vs. Baylor (11/9/24)



# #1 Xaivian Lee

SENIOR | G | 6-4 | 180 | TORONTO, ONTARIO, CANADA | PRINCETON

### OVERVIEW

- Tallied 1,154 points, 406 rebounds, 302 assists, 124 3-point field goals and 81 steals over three seasons at Princeton, appearing in 91 games with 59 starts.
- First player in Princeton history to post a triple-double, recording two of them in 2024-25, and Princeton's record-holder for most assists in a season with 165 in 2024-25.
- Had 19 games with at least 20 points at Princeton, leading the team to a 16-3 record in those games.
- Represented Canada at the 2023 FIBA U19 World Cup.

### 2025-26 HIGHLIGHTS

- Posted 20 points while donning the #99 jersey for the first time in the win

- at #10 Vanderbilt, including the go-ahead 3-pointer with 43.9 seconds left that sparked UF's game-ending 6-0 run.
- Earned Orange Bowl Classic MVP honors with a season-high 24 points, six rebounds and four assists vs. George Washington.
- Scored a team-high 19 points vs. #5 UConn, along with six rebounds, five assists and two steals.
- Had a breakout game with 20 points on 4-for-9 3-point shooting vs. Providence, including 17 in the second half as he scored UF's first eight points out of halftime. Added seven rebounds and four assists to his stat line.
- Tallied 14 points, six rebounds and five assists in his Florida debut vs. #13 Arizona.
- Named to the preseason Jerry West Award and Naismith Trophy Watch Lists.



### CAREER STATS

				Field Goals		3-Point		F-Throws		Rebounds											Scoring	
SEASON	TEAM	GP-GS	MIN/AVG	FG-FGA	FG%	3FG-3FGA	3FG%	FT-FTA	FT%	OFF	DEF	TOT	AVG	PF-FO	A	TO	BLK	STL	PTS	AVG		
2022-23	PU	32-0	428/13.4	47-125	.376	13-56	.232	45-56	.804	5	51	56	1.8	43-1	28	28	2	16	152	4.8		
2023-24	PU	29-29	904/31.2	170-377	.451	52-154	.338	103-129	.798	19	147	166	5.7	60-0	108	42	14	30	495	17.1		
2024-25	PU	30-30	962/32.1	179-408	.439	59-161	.366	90-114	.789	28	155	183	6.1	67-2	165	67	12	37	507	16.9		
2025-26	UF	20-20	539/26.9	74-195	.379	33-122	.270	43-54	.796	8	72	80	4.0	36-1	63	31	3	21	224	11.2		
TOTAL FOR UF		20-20	539/26.9	74-195	.379	33-122	.270	43-54	.796	8	72	80	4.0	36-1	63	31	3	21	224	11.2		
TOTAL		111-79	2833/25.5	470-1105	.425	157-493	.318	281-353	.796	60	425	485	4.4	206-4	364	168	31	104	1378	12.4		

### SEC STATS

	GP-GS	Min	Avg	FG-FGA	Pct	3FG-3A	Pct	FT-FTA	Pct	OR	DR	Reb	Avg	PF	FO	Ast	TO	Blk	Stl	Pts	Avg
LEE, Xaivian	7-7	172:15	24.6	24-58	.414	12-39	.308	5-9	.556	1	19	20	2.9	13	0	18	13	0	8	65	9.3

### GAME-BY-GAME STATS

Opponent	Date	GS	MIN	Total		3-Pointers		Free throws		Rebounds												
				FG-FGA	PCT	3FG-3FGA	PCT	FT-FTA	PCT	OFF	DEF	TOT	AVG	PF	A	TO	BLK	STL	PTS	AVG		
vs Arizona	11/03/2025	*	31:31	5-17	.294	3-11	.273	1-2	.500	2	4	6	6.0	2	5	2	0	1	14	14.0		
North Florida	11/06/2025	*	26:58	4-11	.364	2-8	.250	0-0	.000	0	3	3	4.5	0	4	2	1	0	10	12.0		
Florida St.	11/11/2025	*	35:32	2-13	.154	1-10	.100	4-4	1.000	0	7	7	5.3	4	6	2	1	1	9	11.0		
vs Miami (FL)	11/16/2025	*	26:35	1-6	.167	0-5	.000	3-4	.750	1	5	6	5.5	3	5	3	0	2	5	9.5		
Merrimack	11/21/2025	*	21:51	0-6	.000	0-4	.000	0-0	.000	0	2	2	4.8	1	3	1	1	0	0	7.6		
vs TCU	11/27/2025	*	16:03	1-6	.167	1-4	.250	2-2	1.000	0	3	3	4.5	5	1	0	0	0	5	7.2		
vs Providence	11/28/2025	*	36:12	7-16	.438	4-9	.444	2-2	1.000	1	6	7	4.9	1	4	2	0	0	20	9.0		
at Duke	12/02/2025	*	25:40	1-10	.100	1-6	.167	1-2	.500	0	4	4	4.8	0	1	1	0	1	4	8.4		
vs UConn	12/09/2025	*	37:38	5-14	.357	1-7	.143	8-9	.889	0	6	6	4.9	2	5	0	0	2	19	9.6		
vs George Washington	12/13/2025	*	35:29	6-10	.600	4-7	.571	8-10	.800	2	4	6	5.0	0	4	3	0	2	24	11.0		
Saint Francis	12/17/2025	*	22:52	7-9	.778	2-4	.500	2-2	1.000	0	4	4	4.9	2	2	2	0	1	18	11.6		
Colgate	12/21/2025	*	28:42	6-10	.600	1-5	.200	6-6	1.000	0	2	2	4.7	2	3	0	0	2	19	12.3		
Dartmouth	12/29/2025	*	21:27	5-9	.556	1-3	.333	1-2	.500	1	3	4	4.6	1	2	0	0	1	12	12.2		
at Missouri	01/03/2026	*	36:05	4-10	.400	3-7	.429	0-0	.000	1	1	2	4.4	2	1	1	0	0	11	12.1		
Georgia	01/06/2026	*	26:40	2-9	.222	1-5	.200	1-2	.500	0	3	3	4.3	2	5	2	0	3	6	11.7		
Tennessee	01/10/2026	*	21:06	3-8	.375	2-7	.286	2-2	1.000	0	4	4	4.3	2	3	3	0	0	10	11.6		
at Oklahoma	01/13/2026	*	19:18	2-8	.250	0-6	.000	0-0	.000	0	2	2	4.2	3	3	1	0	2	4	11.2		
at Vanderbilt	01/17/2026	*	32:44	8-13	.615	3-7	.429	1-2	.500	0	6	6	4.3	4	2	0	0	0	20	11.7		
LSU	01/20/2026	*	20:53	3-7	.429	1-4	.250	0-0	.000	0	1	1	4.1	0	3	3	0	2	7	11.4		
Auburn	01/24/2026	*	15:29	2-3	.667	2-3	.667	1-3	.333	0	2	2	4.0	0	1	3	0	1	7	11.2		
Totals			20	538:45	74-195	.379	33-122	.270	43-54	.796	8	72	80	4.0	36	63	31	3	21	224	11.2	

### Player Averages

Games Played	Minutes/game	Points/game	FG Pct	3FG Pct	FT Pct	Rebounds/game	Assists/game	Turnovers/game	Assist/Turnover ratio	Steals/game	Blocks/game
20	26.9	11.2	37.9	27.0	79.6	4.0	3.2	1.6	2.0	1.1	0.2

### MISCELLANEOUS STATS

	25-26	Total
Led UF in Scoring	6	6
Led UF in Rebounds	0	0
Led UF in Assists	6	6
10+ Points	11	11
20+ Points	3	3
10+ Rebounds	0	0
Double-Doubles	0	0
Dunks	3	3
Off. Fouls Drawn	6	6
Three-Point Plays	1-1	1-1

### GAME HIGHS

Points	
2025-26/UF	24, vs. GW (12/13/25)
Career	33, 2x, last at Dartmouth (1/18/25)

Rebounds	
2025-26/UF	7, 2x, last vs. Providence (11/28/25)
Career	13, at Saint Joseph's (12/3/24)

Field Goals	
2025-26/UF	8, at Vanderbilt (1/17/26)
Career	13, vs. Harvard (1/6/24)

Field Goal Attempts	
2025-26/UF/Car.	17, vs. Arizona (11/3/25)

3-Point Field Goals	
2025-26/UF	4, 2x, last vs. GW (12/13/25)
Career	5, vs. Harvard (1/6/24)

3-Point FG Attempts	
2024-25/UF	11, vs. Arizona (11/3/25)
Career	13, vs. Columbia (1/20/25)

Free Throws	
2025-26/UF	8, 2x, last vs. GW (12/13/25)
Career	10, 2x, last vs. Monmouth (12/10/24)

Free Throw Attempts	
2025-26/UF	10, vs. GW (12/13/25)
Career	13, vs. Monmouth (12/10/24)

Assists	
2025-26/UF	6, vs. Florida State (11/11/25)
Career	12, vs. Penn (3/8/25)

Steals	
2025-26/UF	3, vs. Georgia (1/6/25)
Career	4, vs. Brown (3/16/24)

Blocked Shots	
2025-26/UF	1, 3x, last vs. Merrimack (11/21/25)
Career	3, at Columbia (1/20/24)

Minutes Played	
2025-26/UF	38, vs. UConn (12/9/25)
Career	40, vs. Yale (3/15/25)

#3 Micah Handlogten


SENIOR | C | 7-1 | 260 | LAKE NORMAN, N.C. | MARSHALL

OVERVIEW

- Made one of the most memorable decisions in Florida basketball history, foregoing a redshirt to play the final 16 games of the season and help Florida make its run to the national title.
- Has totaled 461 points, 623 rebounds and 114 blocked shots in three collegiate seasons, two at Marshall and one at Florida.
- Posted the #2 single-season total in Florida history with 108 offensive rebounds in 2023-24.
- Has 12 career double-doubles, including four as a Gator, highlighted by a 23-point, 17-rebound performance in a win vs. Georgia.

2025-26 HIGHLIGHTS

- Opened the season with two straight double-doubles, posting 17 points and 13 rebounds vs. UNF following 11 points and 12 rebounds vs. #13 Arizona. It marked Handlogten's first back-to-back double-doubles as a Gator.
- An elite offensive rebounder, Handlogten returns as a significant contributor in a deep and talented frontcourt.



CAREER STATS

				Field Goals		3-Point		F-Throws		Rebounds												Scoring	
SEASON	TEAM	GP-GS	MIN/AVG	FG-FGA	FG%	3FG-3FGA	3FG%	FT-FTA	FT%	OFF	DEF	TOT	AVG	PF-FO	A	TO	BLK	STL	PTS	AVG			
2022-23	Marsh	32-32	810/25.3	102-154	.662	1-12	.083	38-70	.543	109	206	315	9.8	111-6	37	42	75	41	243	7.6			
2023-24	UF	33-32	625/19.0	79-127	.622	5-10	.500	13-34	.382	108	121	229	6.9	92-4	27	24	29	19	176	5.3			
2024-25	UF	16-0	212/13.2	20-29	.690	0-0	.000	2-11	.182	34	45	79	4.9	32-0	18	5	10	10	42	2.6			
2025-26	UF	19-1	282/14.8	39-63	.619	0-1	.000	7-20	.350	66	52	118	6.2	35-0	11	16	19	6	85	4.5			
TOTAL FOR UF		68-33	1119/16.5	138-219	.630	5-11	.455	22-65	.338	208	218	426	6.3	159-4	56	45	58	35	303	4.5			
TOTAL		100-65	1929/19.3	240-373	.643	6-23	.261	60-135	.444	317	424	741	7.4	270-10	93	87	133	76	546	5.5			

SEC STATS

	GP-GS	Min	Avg	FG-FGA	Pct	3FG-3A	Pct	FT-FTA	Pct	OR	DR	Reb	Avg	PF	FO	Ast	TO	Blk	Stl	Pts	Avg
HANDLOGTEN, Micah	7-0	87:01	12.4	11-22	.500	0-0	.000	0-1	.000	25	14	39	5.6	14	0	5	4	7	3	22	3.1

GAME-BY-GAME STATS

Opponent	Date	GS	MIN	Total		3-Pointers		Free throws		Rebounds				PF	A	TO	BLK	STL	PTS	AVG
				FG-FGA	PCT	3FG-3FGA	PCT	FT-FTA	PCT	OFF	DEF	TOT	AVG							
vs Arizona	11/03/2025		23:03	5-5	1.000	0-0	.000	1-3	.333	6	6	12	12.0	2	0	0	0	0	11	11.0
North Florida	11/06/2025		18:28	7-9	.778	0-0	.000	3-3	1.000	8	5	13	12.5	1	1	1	1	1	17	14.0
Florida St.	11/11/2025		09:55	1-1	1.000	0-0	.000	0-2	.000	2	4	6	10.3	3	0	0	1	0	2	10.0
vs Miami (FL)	11/16/2025		08:51	0-0	.000	0-0	.000	0-0	.000	2	2	4	8.8	3	0	2	0	1	0	7.5
vs TCU	11/27/2025		13:25	1-1	1.000	0-0	.000	0-0	.000	1	0	1	7.2	2	0	2	0	1	2	6.4
vs Providence	11/28/2025	*	24:03	0-1	.000	0-1	.000	0-0	.000	3	3	6	7.0	4	3	0	1	0	0	5.3
at Duke	12/02/2025		14:38	0-2	.000	0-0	.000	0-0	.000	1	1	2	6.3	2	0	2	1	0	0	4.6
vs UConn	12/09/2025		13:17	1-5	.200	0-0	.000	0-0	.000	3	3	6	6.3	1	0	1	0	0	2	4.3
vs George Washington	12/13/2025		14:31	3-4	.750	0-0	.000	0-0	.000	0	1	1	5.7	2	0	2	3	0	6	4.4
Saint Francis	12/17/2025		17:04	4-4	1.000	0-0	.000	2-2	1.000	4	4	8	5.9	1	1	1	0	0	10	5.0
Colgate	12/21/2025		19:21	2-3	.667	0-0	.000	1-3	.333	4	4	8	6.1	0	0	0	3	0	5	5.0
Dartmouth	12/29/2025		18:07	4-6	.667	0-0	.000	0-6	.000	7	5	12	6.6	0	1	1	2	0	8	5.3
at Missouri	01/03/2026		11:47	2-4	.500	0-0	.000	0-1	.000	4	2	6	6.5	2	0	1	2	1	4	5.2
Georgia	01/06/2026		17:53	3-5	.600	0-0	.000	0-0	.000	6	5	11	6.9	2	0	1	3	0	6	5.2
Tennessee	01/10/2026		14:31	0-2	.000	0-0	.000	0-0	.000	2	1	3	6.6	4	0	0	0	1	0	4.9
at Oklahoma	01/13/2026		11:21	3-4	.750	0-0	.000	0-0	.000	5	3	8	6.7	0	2	0	2	0	6	4.9
at Vanderbilt	01/17/2026		05:30	0-0	.000	0-0	.000	0-0	.000	0	0	0	6.3	2	0	1	0	0	0	4.6
LSU	01/20/2026		15:21	2-5	.400	0-0	.000	0-0	.000	5	3	8	6.4	3	1	1	0	1	4	4.6
Auburn	01/24/2026		10:38	1-2	.500	0-0	.000	0-0	.000	3	0	3	6.2	1	2	0	0	0	2	4.5
Totals		1	281:44	39-63	.619	0-1	.000	7-20	.350	66	52	118	6.2	35	11	16	19	6	85	4.5

Player Averages

Games Played	Minutes/ game	Points/ game	FG Pct	3FG Pct	FT Pct	Rebounds/ game	Assists/ game	Turnovers/ game	Assist/Turnover ratio	Steals/ game	Blocks/ game
19	14.8	4.5	61.9	0.0	35.0	6.2	0.6	0.8	0.7	0.3	1.0

MISCELLANEOUS STATS

	23-24	24-25	25-26	Total
Led UF in Scoring	1	0	0	1
Led UF in Rebounds	7	3	3	13
Led UF in Assists	0	0	0	0
10+ Points	5	0	3	8
20+ Points	1	0	0	1
10+ Rebounds	7	1	4	12
Double-Doubles	4	0	2	6
Dunks	21	4	12	37
Off. Fouls Drawn	0	0	0	0
Three-Point Plays	3-6	0-1	2-2	5-9

GAME HIGHS

Points	
2025-26	17, vs. North Florida (11/6/25)
UF/Career	23, vs. Georgia (1/27/24)

Rebounds	
2025-26	13, vs. North Florida (11/6/25)
UF	17, vs. Georgia (1/27/24)
Career	19, vs. Coastal Carolina (1/7/23)

Field Goals	
2025-26	7, vs. North Florida (11/6/25)
UF/Car.	10, vs. Georgia (1/27/24)

Field Goal Attempts	
2025-26	9, vs. North Florida (11/6/25)
UF	13, vs. Georgia (1/27/24)
Career	13, 2x, last vs. Georgia (1/27/24)

3-Point Field Goals	
2025-26	---
UF/Career	2, vs. Loyola Maryland (11/6/23)

3-Point FG Attempts	
2025-26	1, vs. Providence (11/28/25)
UF	2, vs. Loyola Maryland (11/6/23)
Career	3, vs. Coastal Carolina (1/7/23)

Free Throws	
2025-26	3, vs. North Florida (11/6/25)
UF	3, 2x, last vs. UNF (11/6/25)
Career	5, vs. Georgia Southern (2/16/23)

Free Throw Attempts	
2025-26/UF	6, vs. Dartmouth (12/29/25)
Career	9, vs. Coastal Carolina (1/7/23)

Assists	
2025-26	3, 2x, last vs. Providence (11/28/25)
UF/Career	5, vs. South Carolina (2/15/25)

Steals	
2025-26	1, 6x, last vs. LSU (1/20/26)
UF	3, 2x, last at Vanderbilt (3/9/24)
Career	5, vs. UL-Monroe (1/26/23)

Blocked Shots	
2025-26	3, 3x, last vs. Georgia (1/6/25)
UF	5, vs. Auburn (2/10/24)
Career	6, vs. Akron (11/30/22)

Minutes Played	
2025-26	24, vs. Providence (11/28/25)
UF	35, vs. Georgia (1/27/24)
Career	43, vs. UL-Monroe (1/26/23)

#4 Alex Lloyd

FR. | G | 6-3 | 180 | MIAMI, FLA. | WESTMINSTER ACADEMY

OVERVIEW

- The 37th-ranked prospect in his class by ESPN, Lloyd provides scoring punch at all levels with a soft shooting touch.
- Averaged 21.9 points, 4.0 rebounds, 2.0 assists and 1.9 steals during his three varsity season at Westminster Academy, averaging 27.9 points during his senior campaign.
- Had three 40-point games during his senior season, including 44 points with five 3-pointers vs. Chaminade-Madonna, 41 vs. La Lumiere and 40 vs. Columbus.

2025-26 HIGHLIGHTS

- Knocked down a 3-pointer in wins vs. Merrimack and Dartmouth.
- Made his collegiate debut and hit a 3-pointer in the win vs. North Florida.
- Talented scorer with a bright future who will compete for minutes in the Gators' deep backcourt.



CAREER STATS

				Field Goals		3-Point		F-Throws		Rebounds									Scoring	
SEASON	TEAM	GP-GS	MIN/AVG	FG-FGA	FG%	3FG-3FGA	3FG%	FT-FTA	FT%	OFF	DEF	TOT	AVG	PF-FO	A	TO	BLK	STL	PTS	AVG
2025-26	UF	8-0	54/6.8	4-16	.250	3-13	.231	1-4	.250	1	10	11	1.4	5-0	2	6	1	1	12	1.5
TOTAL		8-0	54/6.8	4-16	.250	3-13	.231	1-4	.250	1	10	11	1.4	5-0	2	6	1	1	12	1.5

SEC STATS

	GP-GS	Min	Avg	FG-FGA	Pct	3FG-3A	Pct	FT-FTA	Pct	OR	DR	Reb	Avg	PF	FO	Ast	TO	Blk	Stl	Pts	Avg
LLOYD, Alex	2-0	03:53	1.9	0-0	.000	0-0	.000	0-0	.000	0	0	0	0.0	1	0	0	0	0	0	0	0.0

GAME-BY-GAME STATS

Opponent	Date	GS	MIN	Total		3-Pointers		Free throws		Rebounds				PF	A	TO	BLK	STL	PTS	AVG
				FG-FGA	PCT	3FG-3FGA	PCT	FT-FTA	PCT	OFF	DEF	TOT	AVG							
North Florida	11/06/2025		15:10	1-5	.200	1-5	.200	1-4	.250	0	4	4	4.0	2	1	3	0	1	4	4.0
Merrimack	11/21/2025		07:12	1-1	1.000	1-1	1.000	0-0	.000	0	2	2	3.0	0	0	0	0	0	3	3.5
vs TCU	11/27/2025		08:07	0-3	.000	0-2	.000	0-0	.000	1	0	1	2.3	1	1	0	0	0	0	2.3
Saint Francis	12/17/2025		07:17	0-2	.000	0-2	.000	0-0	.000	0	1	1	2.0	1	0	3	0	0	0	1.8
Colgate	12/21/2025		04:04	0-2	.000	0-2	.000	0-0	.000	0	1	1	1.8	0	0	0	0	0	0	1.4
Dartmouth	12/29/2025		08:26	2-3	.667	1-1	1.000	0-0	.000	0	2	2	1.8	0	0	0	1	0	5	2.0
at Oklahoma	01/13/2026		01:53	0-0	.000	0-0	.000	0-0	.000	0	0	0	1.6	1	0	0	0	0	0	1.7
LSU	01/20/2026		02:00	0-0	.000	0-0	.000	0-0	.000	0	0	0	1.4	0	0	0	0	0	0	1.5
Totals			0 54:09	4-16	.250	3-13	.231	1-4	.250	1	10	11	1.4	5	2	6	1	1	12	1.5

Player Averages

Games Played	Minutes/ game	Points/ game	FG Pct	3FG Pct	FT Pct	Rebounds/ game	Assists/ game	Turnovers/ game	Assist/Turnover ratio	Steals/ game	Blocks/ game
8	6.8	1.5	25.0	23.1	25.0	1.4	0.3	0.8	0.3	0.1	0.1

MISCELLANEOUS STATS

	25-26	Total
Led UF in Scoring	0	0
Led UF in Rebounds	0	0
Led UF in Assists	0	0
10+ Points	0	0
20+ Points	0	0
10+ Rebounds	0	0
Double-Doubles	0	0
Dunks	0	0
Off. Fouls Drawn	0	0
Three-Point Plays	0-0	0-0

GAME HIGHS

Points	2025-26/Career	5, vs. Dartmouth (12/29/25)
Rebounds	2025-26/Career	4, vs. North Florida (11/6/25)
Field Goals	2025-26/Career	2, vs. Dartmouth (12/29/25)
Field Goal Attempts	2025-26/Career	5, vs. North Florida (11/6/25)
3-Point Field Goals	2025-26/Career	1, 3x, last vs. Dartmouth (12/29/25)
3-Point FG Attempts	2025-26/Career	5, vs. North Florida (11/6/25)
Free Throws	2025-26/Career	1, vs. North Florida (11/6/25)
Free Throw Attempts	2025-26/Career	4, vs. North Florida (11/6/25)
Assists	2025-26/Career	1, 2x, last vs. TCU (11/27/25)
Steals	2025-26/Career	1, vs. North Florida (11/6/25)
Blocked Shots	2025-26/Career	1, vs. Dartmouth (12/29/25)
Minutes Played	2025-26/Career	15, vs. North Florida (11/6/25)

# #7 Urban Klavžar

JUNIOR | G | 6-1 | 190 | DOMZALE, SLOVENIA | REAL MADRID

### OVERVIEW

- Totalled 83 points with 17 3-point field goals in 26 appearances as a member of Florida's 2025 national championship team.
- Went 3-for-3 from 3 in the Feb. 2025 win at #1 Auburn, including two in a 13-second span in the second half. That game was part of a seven-game stretch with at least one 3-point field goal, including one 9-for-13 stretch.
- Competed extensively with the Slovenian national program, appearing in six FIBA championships.
- Averaged 7.3 points over four games with the Slovenian senior national team during the 2023 FIBA World Cup European Qualifiers.

### 2025-26 HIGHLIGHTS

- Scored 18 with three 3-pointers in the win vs. Providence.
- Tallied his first career 20-point game vs. TCU, hitting four 3-pointers and all six free throw attempts.
- Posted a then-career-high 15 points in the win vs. Miami, hitting four 3-pointers and drawing an additional three-shot foul.
- Scored eight points with a pair of 3-pointers as the first guard off the bench in the season opener vs. #13 Arizona.
- A talented scorer and explosive athlete, Klavzar will compete for a growing role this season.



### CAREER STATS

			Field Goals		3-Point		F-Throws		Rebounds										Scoring	
SEASON	TEAM	GP-GS	MIN/AVG	FG-FGA	FG%	3FG-3FGA	3FG%	FT-FTA	FT%	OFF	DEF	TOT	AVG	PF-FO	A	TO	BLK	STL	PTS	AVG
2024-25	UF	26-0	259/10.0	29-80	.363	17-50	.340	8-12	.667	2	14	16	0.6	24-0	21	14	0	6	83	3.2
2025-26	UF	20-0	426/21.3	57-140	.407	40-110	.364	39-43	.907	7	21	28	1.4	25-0	25	21	1	8	193	9.7
TOTAL		46-0	685/14.9	86-220	.391	57-160	.356	47-55	.855	9	35	44	1.0	49-0	46	35	1	14	276	6.0

### SEC STATS

	GP-GS	Min	Avg	FG-FGA	Pct	3FG-3A	Pct	FT-FTA	Pct	OR	DR	Reb	Avg	PF	FO	Ast	TO	Blk	Stl	Pts	Avg
KLAVZAR, Urban	7-0	157:34	22.5	23-51	.451	16-43	.372	15-17	.882	2	6	8	1.1	11	0	9	8	0	4	77	11.0

### GAME-BY-GAME STATS

Opponent	Date	GS	MIN	Total		3-Pointers		Free throws		Rebounds				PF	A	TO	BLK	STL	PTS	AVG	
				FG-FGA	PCT	3FG-3FGA	PCT	FT-FTA	PCT	OFF	DEF	TOT	AVG								
vs Arizona	11/03/2025		18:06	3-8	.375	2-6	.333	0-0	.000	1	0	1	1.0	1	0	2	0	1	8	8.0	
North Florida	11/06/2025		10:47	0-5	.000	0-4	.000	0-0	.000	0	1	1	1.0	0	0	1	0	0	0	4.0	
Florida St.	11/11/2025		17:47	2-5	.400	1-4	.250	2-2	1.000	0	0	0	0.7	1	1	1	0	0	7	5.0	
vs Miami (FL)	11/16/2025		25:56	4-8	.500	4-7	.571	3-3	1.000	1	2	3	1.3	1	2	1	0	0	15	7.5	
Merrimack	11/21/2025		21:26	2-6	.333	2-6	.333	0-0	.000	0	3	3	1.6	1	3	1	0	0	6	7.2	
vs TCU	11/27/2025		28:59	5-8	.625	4-7	.571	6-6	1.000	1	1	2	1.7	3	1	1	0	0	20	9.3	
vs Providence	11/28/2025		30:09	5-12	.417	3-8	.375	5-5	1.000	0	1	1	1.6	2	1	0	0	0	18	10.6	
at Duke	12/02/2025		26:06	2-9	.222	2-7	.286	0-0	.000	1	0	1	1.5	2	2	0	0	2	6	10.0	
vs UConn	12/09/2025		17:33	1-3	.333	0-0	.000	1-2	.500	0	0	0	1.3	2	2	0	0	0	3	9.2	
vs George Washington	12/13/2025		16:01	0-5	.000	0-4	.000	2-2	1.000	0	1	1	1.3	1	1	0	0	0	2	8.5	
Saint Francis	12/17/2025		22:46	3-7	.429	2-5	.400	3-4	.750	1	1	2	1.4	0	2	4	1	0	11	8.7	
Colgate	12/21/2025		14:54	3-6	.500	2-5	.400	0-0	.000	0	0	0	1.3	0	1	1	0	1	8	8.7	
Dartmouth	12/29/2025		18:08	4-7	.571	2-4	.500	2-2	1.000	0	5	5	1.5	0	0	1	0	0	12	8.9	
at Missouri	01/03/2026		09:56	2-4	.500	1-3	.333	0-0	.000	1	0	1	1.5	2	0	2	0	1	5	8.6	
Georgia	01/06/2026		24:53	3-7	.429	3-7	.429	2-2	1.000	0	1	1	1.5	2	2	2	0	1	11	8.8	
Tennessee	01/10/2026		28:09	4-10	.400	3-9	.333	4-4	1.000	0	0	0	1.4	1	0	2	0	0	15	9.2	
at Oklahoma	01/13/2026		27:11	4-6	.667	1-3	.333	4-4	1.000	0	1	1	1.4	2	1	1	0	1	13	9.4	
at Vanderbilt	01/17/2026		14:42	1-4	.250	1-4	.250	0-0	.000	0	0	0	1.3	0	1	0	0	0	3	9.1	
LSU	01/20/2026		24:18	6-11	.545	5-9	.556	1-3	.333	0	3	3	1.4	2	2	0	0	0	18	9.5	
Auburn	01/24/2026		28:26	3-9	.333	2-8	.250	4-4	1.000	1	1	2	1.4	2	3	1	0	1	12	9.7	
Totals			0	426:12	57-140	.407	40-110	.364	39-43	.907	7	21	28	1.4	25	25	21	1	8	193	9.7

### Player Averages

Games Played	Minutes/ game	Points/ game	FG Pct	3FG Pct	FT Pct	Rebounds/ game	Assists/ game	Turnovers/ game	Assist/Turnover ratio	Steals/ game	Blocks/ game
20	21.3	9.7	40.7	36.4	90.7	1.4	1.3	1.1	1.2	0.4	0.1

### MISCELLANEOUS STATS

	24-25	25-26	Total
Led UF in Scoring	0	2	2
Led UF in Rebounds	0	0	0
Led UF in Assists	0	2	2
10+ Points	1	10	11
20+ Points	0	1	1
10+ Rebounds	0	0	0
Double-Doubles	0	0	0
Dunks	0	1	1
Off. Fouls Drawn	1	9	10
Three-Point Plays	0-1	0-0	0-1
Four-Point Plays	0-0	0-1	0-1

### GAME HIGHS

Points	
2025-26/Career	20, vs. TCU (11/27/25)
Rebounds	
2025-26/Career	5, vs. Dartmouth (12/29/25)
Field Goals	
2025-26/Career	6, vs. LSU (1/20/26)
Field Goal Attempts	
2025-26/Career	12, vs. Providence (11/28/25)
3-Point Field Goals	
2025-26/Career	5, vs. LSU (1/20/26)
3-Point FG Attempts	
2025-26/Career	9, 2x, last vs. LSU (1/20/26)
Free Throws	
2025-26/Career	6, vs. TCU (11/27/25)
Free Throw Attempts	
2025-26/Career	6, vs. TCU (11/27/25)
Assists	
2025-26	3, 2x, last vs. Auburn (1/24/26)
Career	3, 4x, last vs. Auburn (1/24/26)
Steals	
2025-26/Career	2, at Duke (12/2/25)
Blocked Shots	
2025-26/Career	1, vs. St. Francis (12/17/25)
Minutes Played	
2025-26/Career	30, vs. Providence (11/28/25)



#8 Alex Kovatchev


R-SOPHOMORE | G | 6-5 | 195 | PERTH, AUSTRALIA | SACRAMENTO STATE

OVERVIEW

- Transferred to Florida in 2025 after he scored 198 points in 37 appearances with 16 starts during his time at Sacramento State, averaging 5.4 points and 3.8 rebounds in his career.
- Played 33 games as a freshman in 2023-24 and Sacramento State's first four games in 2024-25 before being sidelined with injury for the rest of the season.
- Spent time competing at The Basketball Australia Centre of Excellence, where he played alongside Alex Condon.

2025-26 HIGHLIGHTS

- Played his first significant minutes of the season vs. Colgate, posting a +16 differential in 11 minutes of action.
- Scored his first points as a Gator on a 3-pointer vs. St. Francis.
- Made his Florida debut vs. North Florida.
- A developmental prospect who will be a significant contributor in practice and compete for the opportunity to appear in games.



CAREER STATS

				Field Goals		3-Point		F-Throws		Rebounds												Scoring	
SEASON	TEAM	GP-GS	MIN/AVG	FG-FGA	FG%	3FG-3FGA	3FG%	FT-FTA	FT%	OFF	DEF	TOT	AVG	PF-FO	A	TO	BLK	STL	PTS	AVG			
2023-24	SacSt	33-12	753/22.8	59-172	.343	32-112	.286	14-26	.538	33	88	121	3.7	45-0	38	41	6	19	164	5.0			
2024-25	SacSt	4-4	101/25.2	13-33	.394	6-21	.286	2-3	.667	5	15	20	5.0	6-0	1	5	0	3	34	8.5			
2025-26	UF	6-0	30/4.9	1-6	.167	1-5	.200	0-0	.000	1	3	4	0.7	1-0	1	1	1	1	3	0.5			
TOTAL FOR UF		6-0	30/4.9	1-6	.167	1-5	.200	0-0	.000	1	3	4	0.7	1-0	1	1	1	1	3	0.5			
TOTAL		43-16	883/20.5	73-211	.346	39-138	.283	16-29	.552	39	106	145	3.4	52-0	40	47	7	23	201	4.7			

SEC STATS

	GP-GS	Min	Avg	FG-FGA	Pct	3FG-3A	Pct	FT-FTA	Pct	OR	DR	Reb	Avg	PF	FO	Ast	TO	Blk	Stl	Pts	Avg
KOVATCHEV, Alex	1-0	00:50	0.8	0-0	.000	0-0	.000	0-0	.000	0	0	0	0.0	0	0	0	0	0	0	0	0.0

GAME-BY-GAME STATS

				Total		3-Pointers		Free throws		Rebounds											
Opponent	Date	GS	MIN	FG-FGA	PCT	3FG-3FGA	PCT	FT-FTA	PCT	OFF	DEF	TOT	AVG	PF	A	TO	BLK	STL	PTS	AVG	
North Florida	11/06/2025		01:36	0-0	.000	0-0	.000	0-0	.000	0	0	0	0.0	0	0	0	0	0	0	0.0	
Merrimack	11/21/2025		02:26	0-0	.000	0-0	.000	0-0	.000	0	0	0	0.0	0	0	0	0	0	0	0.0	
Saint Francis	12/17/2025		03:45	1-1	1.000	1-1	1.000	0-0	.000	0	1	1	0.3	0	1	0	0	0	3	1.0	
Colgate	12/21/2025		11:14	0-2	.000	0-1	.000	0-0	.000	1	2	3	1.0	1	0	0	0	0	0	0.8	
Dartmouth	12/29/2025		09:41	0-3	.000	0-3	.000	0-0	.000	0	0	0	0.8	0	0	1	1	1	0	0.6	
LSU	01/20/2026		00:50	0-0	.000	0-0	.000	0-0	.000	0	0	0	0.7	0	0	0	0	0	0	0.5	
Totals		0	29:31	1-6	.167	1-5	.200	0-0	.000	1	3	4	0.7	1	1	1	1	1	3	0.5	

Player Averages

Games Played	Minutes/ game	Points/ game	FG Pct	3FG Pct	FT Pct	Rebounds/ game	Assists/ game	Turnovers/ game	Assist/Turnover ratio	Steals/ game	Blocks/ game
6	4.9	0.5	16.7	20.0	0.0	0.7	0.2	0.2	1.0	0.2	0.2

MISCELLANEOUS STATS

	25-26	Total
Led UF in Scoring	0	0
Led UF in Rebounds	0	0
Led UF in Assists	0	0
10+ Points	0	0
20+ Points	0	0
10+ Rebounds	0	0
Double-Doubles	0	0
Dunks	0	0
Off. Fouls Drawn	0	0
Three-Point Plays	0-0	0-0

GAME HIGHS

Points	
2025-26/UF	3, vs. St. Francis (12/17/25)
Career	15, vs. Pacific Union (11/14/23)

Rebounds	
2025-26/UF	3, vs. Colgate (12/21/25)
Career	9, at Montana State (11/26/23)

Field Goals	
2025-26/UF	1, vs. St. Francis (12/17/25)
Career	6, vs. Pacific Union (11/14/23)

Field Goal Attempts	
2025-26/UF	3, vs. Dartmouth (12/29/25)
Career	13, vs. Pacific Union (11/14/23)

3-Point Field Goals	
2025-26/UF	1, vs. St. Francis (12/17/25)
Career	3, 4x, last vs. UCSD (11/12/24)

3-Point FG Attempts	
2025-26/UF	3, vs. Dartmouth (12/29/25)
Career	8, vs. Pacific Union (11/14/23)

Free Throws	
2025-26/UF	---
Career	4, at Tulane (11/17/23)

Free Throw Attempts	
2025-26/UF	---
Career	6, at Tulane (11/17/23)

Assists	
2025-26/UF	1, vs. St. Francis (12/17/25)
Career	3, at Nevada (11/7/23)

Steals	
2025-26/UF	1, vs. Dartmouth (12/29/25)
Career	2, vs. Northern Colorado (2/17/24)

Blocked Shots	
2025-26/UF	1, vs. Dartmouth (12/29/25)
Career	2, vs. Bethesda (12/21/23)

Minutes Played	
2025-26/UF	11, vs. Colgate (12/21/25)
Career	25, vs. UC San Diego (11/12/24)

#9 Rueben Chinyelu

JUNIOR | C | 6-10 | 265 | ENUGWU-AGIDI, NIGERIA | WASHINGTON STATE

OVERVIEW

- A stalwart in the middle with the physicality to wear down opponents, Chinyelu started all 40 games for the Gators’ 2025 national championship team, averaging 6.0 points and 6.6 rebounds with a .599 field goal percentage and 34 blocked shots.
- Posted four double-doubles his first season as a Gator and led the Gators in rebounds 12 times and scoring twice.
- Attended the NBA Academy Africa and competed in the 2022 NBA Academy Games, where he led NBA Academy Africa to a first-place finish.

2025-26 HIGHLIGHTS

- Scored a career-high 20 points in the win at #10 Vanderbilt, adding 10 rebounds and three blocked shots. Chinyelu scored 16 of his 20 in the second half. He was a perfect 6-for-6 from the free throw line in the game.
- Matched a then-career high with 19 points to go along with 12 rebounds in the win at Oklahoma.

- Posted a massive 17-point, 16-rebound performances in the win vs. Tennessee. He became the first Gator since Udonis Haslem (1/19/02 vs. Georgia) to post a 15/15 double-double against a ranked SEC opponent, just the fifth this century vs. any top-25 team (also joining Colin Castleton, Alex Tyus, Joakim Noah).
- Snagged a game-high 14 rebounds at #4 Duke.
- Had 13 points and 10 rebounds for a double-double in the win vs. Providence.
- Had a monster performance with 14 points and 21 rebounds vs. Merrimack. His 21 boards set UF’s shot clock era record and tied the O’Dome record. It was the most rebounds by a Gator since Eugene McDowell’s 21 vs. Georgia on Jan. 6, 1982.
- Posted back-to-back double-doubles against UF’s in-state rivals, going for 10 points and a career-high 16 rebounds vs. Florida State followed by 16 points and 10 rebounds vs. Miami.



CAREER STATS

		Field Goals				3-Point		F-Throws		Rebounds												Scoring	
SEASON	TEAM	GP-GS	MIN/AVG	FG-FGA	FG%	3FG-3FGA	3FG%	FT-FTA	FT%	OFF	DEF	TOT	AVG	PF-FO	A	TO	BLK	STL	PTS	AVG			
2023-24	WSU	35-12	483/13.8	71-115	.617	0-0	.000	23-47	.489	66	108	174	5.0	76-1	5	37	45	7	165	4.7			
2024-25	UF	40-40	761/19.0	103-172	.599	0-0	.000	32-55	.582	93	169	262	6.6	113-6	26	38	34	20	238	6.0			
2025-26	UF	20-20	491/24.5	93-149	.624	0-1	.000	52-78	.667	86	134	220	11.0	61-3	11	28	20	14	238	11.9			
TOTAL FOR UF		60-60	1252/20.9	196-321	.611	0-1	.000	84-133	.632	179	303	482	8.0	174-9	37	66	54	34	476	7.9			
TOTAL		95-72	1735/18.3	267-436	.612	0-1	.000	107-180	.594	245	411	656	6.9	250-10	42	103	99	41	641	6.7			

SEC STATS

	GP-GS	Min	Avg	FG-FGA	Pct	3FG-3A	Pct	FT-FTA	Pct	OR	DR	Reb	Avg	PF	FO	Ast	TO	Blk	Stl	Pts	Avg
CHINYELU, Rueben	7-7	182:53	26.1	38-60	.633	0-0	.000	23-32	.719	32	46	78	11.1	18	1	6	9	8	4	99	14.1

GAME-BY-GAME STATS

Opponent	Date	GS	MIN	Total		3-Pointers		Free throws		Rebounds				PF	A	TO	BLK	STL	PTS	AVG	
				FG-FGA	PCT	3FG-3FGA	PCT	FT-FTA	PCT	OFF	DEF	TOT	AVG								
vs Arizona	11/03/2025	*	17:20	2-6	.333	0-0	.000	0-0	.000	0	1	1	1.0	5	0	0	0	4	4.0		
North Florida	11/06/2025	*	19:23	4-5	.800	0-0	.000	0-0	.000	4	5	9	5.0	3	2	2	0	8	6.0		
Florida St.	11/11/2025	*	24:25	5-12	.417	0-0	.000	0-0	.000	7	9	16	8.7	3	1	2	2	10	7.3		
vs Miami (FL)	11/16/2025	*	26:17	7-10	.700	0-0	.000	2-3	.667	4	6	10	9.0	5	1	1	2	1	16	9.5	
Merrimack	11/21/2025	*	27:11	5-8	.625	0-0	.000	4-6	.667	6	15	21	11.4	2	0	2	1	2	14	10.4	
vs TCU	11/27/2025	*	27:31	5-6	.833	0-0	.000	3-4	.750	4	5	9	11.0	4	0	4	0	0	13	10.8	
vs Providence	11/28/2025	*	25:24	4-7	.571	0-0	.000	5-7	.714	2	8	10	10.9	4	1	3	1	0	13	11.1	
at Duke	12/02/2025	*	28:01	2-4	.500	0-0	.000	0-0	.000	4	10	14	11.3	3	0	1	0	0	4	10.3	
vs UConn	12/09/2025	*	26:11	4-8	.500	0-0	.000	0-4	.000	4	7	11	11.2	3	0	1	2	1	8	10.0	
vs George Washington	12/13/2025	*	25:29	3-4	.750	0-1	.000	2-5	.400	1	5	6	10.7	3	0	1	1	4	8	9.8	
Saint Francis	12/17/2025	*	20:25	5-5	1.000	0-0	.000	2-2	1.000	4	7	11	10.7	1	0	0	1	1	12	10.0	
Colgate	12/21/2025	*	18:17	6-8	.750	0-0	.000	4-6	.667	7	5	12	10.8	4	0	1	0	1	16	10.5	
Dartmouth	12/29/2025	*	21:53	3-6	.500	0-0	.000	7-9	.778	7	5	12	10.9	3	0	1	2	0	13	10.7	
at Missouri	01/03/2026	*	29:38	3-4	.750	0-0	.000	2-2	1.000	2	6	8	10.7	4	2	1	1	0	8	10.5	
Georgia	01/06/2026	*	19:41	5-8	.625	0-0	.000	0-1	.000	1	3	4	10.3	1	0	0	1	0	10	10.5	
Tennessee	01/10/2026	*	24:50	8-12	.667	0-0	.000	1-1	1.000	4	12	16	10.6	5	1	2	0	2	17	10.9	
at Oklahoma	01/13/2026	*	26:46	7-11	.636	0-0	.000	5-5	1.000	6	6	12	10.7	2	0	1	1	0	19	11.4	
at Vanderbilt	01/17/2026	*	30:46	7-9	.778	0-0	.000	6-6	1.000	5	5	10	10.7	1	3	4	3	0	20	11.8	
LSU	01/20/2026	*	23:29	5-8	.625	0-0	.000	5-10	.500	11	10	21	11.2	2	0	1	0	1	15	12.0	
Auburn	01/24/2026	*	27:42	3-8	.375	0-0	.000	4-7	.571	3	4	7	11.0	3	0	0	2	1	10	11.9	
Totals			20	490:40	93-149	.624	0-1	.000	52-78	.667	86	134	220	11.0	61	11	28	20	14	238	11.9

Player Averages

Games Played	Minutes/game	Points/game	FG Pct	3FG Pct	FT Pct	Rebounds/game	Assists/game	Turnovers/game	Assist/Turnover ratio	Steals/game	Blocks/game
20	24.5	11.9	62.4	0.0	66.7	11.0	0.6	1.4	0.4	0.7	1.0

MISCELLANEOUS STATS

	24-25	25-26	Total
Led UF in Scoring	2	1	3
Led UF in Rebounds	12	14	26
Led UF in Assists	0	1	1
10+ Points	10	14	24
20+ Points	0	1	1
10+ Rebounds	6	13	19
20+ Rebounds	0	2	2
Double-Doubles	4	11	15
Dunks	26	25	51
Off. Fouls Drawn	1	0	1
Three-Point Plays	2-5	5-6	7-11

GAME HIGHS

Points

2025-26/UF/Car. 20, at Vanderbilt (1/17/26)

Rebounds

2025-26/UF/Car. 21, 2x, last vs. LSU (1/20/26)

Field Goals

2025-26 8, vs. Tennessee (1/10/26)  
UF/Career 8, 2x, last vs. Tennessee (1/10/26)

Field Goal Attempts

2025-26 12, 2x, last vs. Tennessee (1/10/26)  
UF/Career 14, at LSU (2/22/25)

3-Point Field Goals

2025-26/UF/Car. ---

3-Point FG Attempts

2025-26/UF/Car. 1, vs. GW (12/13/25)

Free Throws

2025-26/UF/Car. 7, vs. Dartmouth (12/29/25)

Free Throw Attempts

2025-26/UF/Car. 10, vs. LSU (1/20/26)

Assists

2025-26 3, at Vanderbilt (1/17/26)  
UF/Career 4, vs. Wichita St. (11/29/24)

Steals

2025-26/UF/Car. 4, vs. GW (12/13/25)

Blocked Shots

2025-26 3, at Vanderbilt (1/17/26)  
UF/Career 4, vs. Wichita St. (11/29/24)

Minutes Played

2025-26/UF/Car. 31, at Vanderbilt (1/17/26)

#10 Thomas Haugh

JUNIOR | F | 6-9 | 215 | NEW OXFORD, PA. | PERKIOMEN SCHOOL

OVERVIEW

- Totalled 531 points and 377 rebounds over his first two seasons at Florida, serving as the Gators' sixth man on its 2025 national championship team.
- The only player on Florida's national championship team to score in all 40 games.
- Had a massive showing in the Gators' Elite Eight win vs. #9 Texas Tech, posting 20 points and 11 rebounds and shot 4-for-6 from 3-point range. Haugh hit a pair of 3-pointers inside the final 3:00 that helped the Gators claw back from a nine-point deficit to within three.
- Had 13 double-figure scoring games over the final 18 of his sophomore season after posting eight in his first 58 career games.

2025-26 HIGHLIGHTS

- Racked up 18 points and eight rebounds in the win at #10 Vanderbilt, including a pair of 3-pointers and two old-fashioned 3-point plays.
- Nabbed a career-high five steals to go along with 13 points in the win vs.

#21 Tennessee.

- Stuffed the stat sheet in the win vs. #18 Georgia with 21 points, 12 rebounds, five assists, four blocked shots and three steals.
- Tallied 24 points on 9-for-15 shooting at #4 Duke with a pair of 3-pointers and six rebounds.
- Posted 16 points and 12 rebounds for a double-double vs. Providence, along with a team-leading five assists.
- Earned his first career SEC Player of the Week honors with a double-double vs. Florida State (20 points, 13 rebounds) and a big 17-point, nine-rebound outing vs. Miami.
- Exploded for a career-high 27 points in the season opener vs. #13 Arizona, then matched that output again vs. Auburn.
- Recognized on the Midseason Wooden Award Watch List and on the Sporting News Midseason All-America third team.

CAREER STATS

SEASON	TEAM	GP-GS	MIN	AVG	Field Goals		3-Point		F-Throws		Rebounds				Scoring							
					FG-FGA	FG%	3FG-3FGA	3FG%	FT-FTA	FT%	OFF	DEF	TOT	AVG	PF-FO	A	TO	BLK	STL	PTS	AVG	
2023-24	UF	36-2	530	14.7	54-120	.450	12-47	.255	21-46	.457	47	85	132	3.7	70-1	23	15	25	11	141	3.9	
2024-25	UF	40-5	975	24.4	116-239	.485	35-103	.340	123-155	.794	93	152	245	6.1	95-1	86	42	30	31	390	9.8	
2025-26	UF	20-20	685	34.2	115-246	.467	37-110	.336	81-109	.743	46	87	133	6.7	45-0	40	35	17	21	348	17.4	
TOTAL		96-27	2190	22.8	285-605	.471	84-260	.323	225-310	.726	186	324	510	5.3	210-2	149	92	72	63	879	9.2	

SEC STATS

	GP-GS	Min	Avg	FG-FGA	Pct	3FG-3A	Pct	FT-FTA	Pct	OR	DR	Reb	Avg	PF	FO	Ast	TO	Blk	Stl	Pts	Avg
HAUGH, Thomas	7-7	254:00	36.3	44-96	.458	14-41	.341	29-37	.784	17	33	50	7.1	18	0	11	7	7	14	131	18.7

GAME-BY-GAME STATS

Opponent	Date	GS	MIN	Total		3-Pointers		Free throws		Rebounds				PF	A	TO	BLK	STL	PTS	AVG	
				FG-FA	PCT	3FG-3FA	PCT	FT-FTA	PCT	OFF	DEF	TOT	AVG								
vs Arizona	11/03/2025	*	38:24	7-13	.538	1-4	.250	12-14	.857	2	2	4	4.0	3	2	3	1	2	27	27.0	
North Florida	11/06/2025	*	26:29	4-9	.444	2-6	.333	2-4	.500	2	6	8	6.0	2	4	3	0	1	12	19.5	
Florida St.	11/11/2025	*	38:02	7-15	.467	2-6	.333	4-7	.571	4	9	13	8.3	2	3	2	2	0	20	19.7	
vs Miami (FL)	11/16/2025	*	36:38	5-12	.417	3-6	.500	4-7	.571	2	7	9	8.5	1	3	2	1	1	17	19.0	
Merrimack	11/21/2025	*	30:13	5-10	.500	0-4	.000	3-4	.750	2	2	4	7.6	2	2	1	0	0	13	17.8	
vs TCU	11/27/2025	*	36:04	7-16	.438	3-8	.375	3-4	.750	1	4	5	7.2	4	2	5	1	1	20	18.2	
vs Providence	11/28/2025	*	34:19	3-9	.333	1-5	.200	9-11	.818	6	6	12	7.9	4	5	2	1	1	16	17.9	
at Duke	12/02/2025	*	39:35	9-15	.600	2-5	.400	4-4	1.000	2	4	6	7.6	3	1	2	1	1	24	18.6	
vs UConn	12/09/2025	*	37:23	7-12	.583	3-5	.600	1-1	1.000	1	1	2	7.0	4	1	4	1	0	18	18.6	
vs George Washington	12/13/2025	*	35:37	8-15	.533	2-7	.286	1-2	.500	2	5	7	7.0	0	1	1	0	0	19	18.6	
Saint Francis	12/17/2025	*	24:34	1-5	.200	1-4	.250	2-2	1.000	1	2	3	6.6	0	4	2	0	0	5	17.4	
Colgate	12/21/2025	*	26:26	5-9	.556	2-5	.400	5-8	.625	1	1	2	6.3	1	0	0	1	0	17	17.3	
Dartmouth	12/29/2025	*	27:08	3-10	.300	1-4	.250	2-4	.500	3	5	8	6.4	1	1	1	1	0	9	16.7	
at Missouri	01/03/2026	*	38:34	9-20	.450	2-6	.333	4-5	.800	2	5	7	6.4	4	1	0	0	0	24	17.2	
Georgia	01/06/2026	*	36:11	8-15	.533	2-5	.400	3-4	.750	5	7	12	6.8	1	5	1	4	3	21	17.5	
Tennessee	01/10/2026	*	36:42	2-7	.286	1-5	.200	8-8	1.000	0	3	3	6.6	3	2	1	0	5	13	17.2	
at Oklahoma	01/13/2026	*	34:30	8-13	.615	3-5	.600	2-3	.667	3	4	7	6.6	3	0	1	0	2	21	17.4	
at Vanderbilt	01/17/2026	*	34:58	6-11	.545	2-5	.400	4-4	1.000	2	6	8	6.7	3	2	2	0	0	18	17.4	
LSU	01/20/2026	*	34:55	2-11	.182	1-6	.167	2-4	.500	1	2	3	6.5	1	1	0	1	3	7	16.9	
Auburn	01/24/2026	*	38:10	9-19	.474	3-9	.333	6-9	.667	4	6	10	6.7	3	0	2	2	1	27	17.4	
Totals			20	684:52	115-246	.467	37-110	.336	81-109	.743	46	87	133	6.7	45	40	35	17	21	348	17.4

Player Averages

Games Played	Minutes/ game	Points/ game	FG Pct	3FG Pct	FT Pct	Rebounds/ game	Assists/ game	Turnovers/ game	Assist/Turnover ratio	Steals/ game	Blocks/ game
20	34.2	17.4	46.7	33.6	74.3	6.7	2.0	1.8	1.1	1.1	0.9



MISCELLANEOUS STATS

	23-24	24-25	25-26	Total
Led UF in Scoring	0	0	8	8
Led UF in Rebounds	5	8	3	16
Led UF in Assists	1	3	2	6
10+ Points	3	18	17	38
20+ Points	0	2	8	10
10+ Rebounds	2	4	3	9
Double-Doubles	0	4	4	8
Dunks	10	16	24	50
Off. Fouls Drawn	5	1	1	7
Three-Point Plays	4-4	8-11	7-7	19-22

GAME HIGHS

Points	
2025-26/Career	27, 2x, last vs. Auburn (1/24/26)

Rebounds	
2025-26/Career	13, vs. Florida State (11/11/25)

Field Goals	
2025-26/Career	9, 3x, last vs. Auburn (1/24/26)

Field Goal Attempts	
2025-26/Career	20, at Missouri (1/3/26)

3-Point Field Goals	
2025-26	3, 5x, last vs. Auburn (1/24/26)
Career	4, vs. Texas Tech (3/29/25)

3-Point FG Attempts	
2025-26/Career	9, vs. Auburn (1/24/26)

Free Throws	
2025-26/Career	12, vs. Arizona (11/3/25)

Free Throw Attempts	
2025-26/Career	14, vs. Arizona (11/3/25)

Assists	
2025-26	5, 2x, last vs. Georgia (1/6/25)
Career	8, at Miss. State (2/11/25)

Steals	
2025-26/Career	5, vs. Tennessee (1/10/26)

Blocked Shots	
2025-26	4, vs. Georgia (1/6/25)
Career	4, 2x, last vs. Georgia (1/6/25)

Minutes Played	
2025-26/Career	40-, at Duke (12/2/25)

#11 CJ Ingram

FRESHMAN | G | 6-6 | 205 | HAWTHORNE, FLA. | MONTVERDE ACADEMY

OVERVIEW

- The 22nd-ranked prospect in his class by 247Sports, Ingram is a wing with great size who was a two-sport athlete also playing football until his senior year. Ingram was a top-75 recruit after his junior season but rocketed up to top-25 status over his final year at the high school level.
- Averaged 12.7 points, 7.0 rebounds, 2.5 assists and 1.7 steals per game as a senior, helping lead Montverde Academy to a 19-8 record. Ingram shot .504 from the field, including .572 from 2-point range.
- His father Cornelius was a national champion tight end on the Florida foot-ball team who also appeared in 19 basketball games in the 2004-05 season.

2025-26 HIGHLIGHTS

- Knocked down a 3-pointer and tallied four points in the win at Oklahoma.
- Scored five points in the win vs. Merrimack.
- Made his collegiate debut in the season opener vs. #13 Arizona, hitting a 3-pointer and adding a blocked shot.
- An all-around player who has seen his game grow since focusing on basket-ball, Ingram will compete for opportunities as a freshman.



CAREER STATS

				Field Goals		3-Point		F-Throws		Rebounds										Scoring	
SEASON	TEAM	GP-GS	MIN	AVG	FG-FGA	FG%	3FG-3FGA	3FG%	FT-FTA	FT%	OFF	DEF	TOT	AVG	PF-FO	A	TO	BLK	STL	PTS	AVG
2025-26	UF	12-0	76	6.3	7-20	.350	4-11	.364	5-10	.500	6	3	9	0.8	9-0	6	7	2	2	23	1.9
TOTAL		12-0	76	6.3	7-20	.350	4-11	.364	5-10	.500	6	3	9	0.8	9-0	6	7	2	2	23	1.9

SEC STATS

	GP-GS	Min	Avg	FG-FGA	Pct	3FG-3A	Pct	FT-FTA	Pct	OR	DR	Reb	Avg	PF	FO	Ast	TO	Blk	Stl	Pts	Avg
INGRAM II, CJ	3-0	04:13	1.4	1-3	.333	1-2	.500	1-2	.500	0	2	2	0.7	0	0	0	0	0	0	4	1.3

GAME-BY-GAME STATS

Opponent	Date	GS	MIN	Total		3-Pointers		Free throws		Rebounds				PF	A	TO	BLK	STL	PTS	AVG	
				FG-FGA	PCT	3FG-3FGA	PCT	FT-FTA	PCT	OFF	DEF	TOT	AVG								
vs Arizona	11/03/2025		11:10	1-3	.333	1-3	.333	0-0	.000	0	0	0	0.0	1	1	1	1	0	3	3.0	
North Florida	11/06/2025		09:46	2-4	.500	0-1	.000	1-4	.250	2	0	2	1.0	1	1	1	0	2	5	4.0	
Florida St.	11/11/2025		01:13	0-1	.000	0-1	.000	0-0	.000	0	0	0	0.7	0	0	1	0	0	0	2.7	
Merrimack	11/21/2025		09:57	1-2	.500	1-1	1.000	2-2	1.000	0	0	0	0.5	1	0	1	0	0	5	3.3	
vs UConn	12/09/2025		09:40	0-1	.000	0-0	.000	1-2	.500	1	0	1	0.6	0	1	1	1	0	1	2.8	
vs George Washington	12/13/2025		06:17	0-1	.000	0-1	.000	0-0	.000	0	1	1	0.7	2	1	0	0	0	0	2.3	
Saint Francis	12/17/2025		12:15	1-3	.333	1-2	.500	0-0	.000	1	0	1	0.7	3	1	0	0	0	3	2.4	
Colgate	12/21/2025		04:04	0-0	.000	0-0	.000	0-0	.000	1	0	1	0.8	0	0	2	0	0	0	2.1	
Dartmouth	12/29/2025		07:07	1-2	.500	0-0	.000	0-0	.000	1	0	1	0.8	1	1	0	0	0	2	2.1	
at Missouri	01/03/2026		00:20	0-0	.000	0-0	.000	0-0	.000	0	0	0	0.7	0	0	0	0	0	0	1.9	
at Oklahoma	01/13/2026		01:53	1-1	1.000	1-1	1.000	1-2	.500	0	0	0	0.6	0	0	0	0	0	4	2.1	
LSU	01/20/2026		02:00	0-2	.000	0-1	.000	0-0	.000	0	2	2	0.8	0	0	0	0	0	0	1.9	
Totals			0	75:42	7-20	.350	4-11	.364	5-10	.500	6	3	9	0.8	9	6	7	2	2	23	1.9

Player Averages

Games Played	Minutes/ game	Points/ game	FG Pct	3FG Pct	FT Pct	Rebounds/ game	Assists/ game	Turnovers/ game	Assist/Turnover ratio	Steals/ game	Blocks/ game
12	6.3	1.9	35.0	36.4	50.0	0.8	0.5	0.6	0.9	0.2	0.2

MISCELLANEOUS STATS

	25-26	Total
Led UF in Scoring	0	0
Led UF in Rebounds	0	0
Led UF in Assists	0	0
10+ Points	0	0
20+ Points	0	0
10+ Rebounds	0	0
Double-Doubles	0	0
Dunks	1	1
Off. Fouls Drawn	0	0
Three-Point Plays	0-0	0-0

GAME HIGHS

Points	2025-26/Career	5, 2x, last vs. Merrimack (11/21/25)
Rebounds	2025-26/Career	2, 2x, last vs. LSU (1/20/26)
Field Goals	2025-26/Career	2, vs. North Florida (11/6/25)
Field Goal Attempts	2025-26/Career	4, vs. North Florida (11/6/25)
3-Point Field Goals	2025-26/Career	1, 4x, last at Oklahoma (1/13/26)
3-Point FG Attempts	2025-26/Career	3, vs. Arizona (11/3/25)
Free Throws	2025-26/Career	2, vs. Merrimack (11/21/25)
Free Throw Attempts	2025-26/Career	4, vs. North Florida (11/6/25)
Assists	2025-26/Career	1, 6x, last vs. Dartmouth (12/29/25)
Steals	2025-26/Career	2, vs. North Florida (11/6/25)
Blocked Shots	2025-26/Career	1, 2x, last vs. UConn (12/9/25)
Minutes Played	2025-26/Career	12, vs. St. Francis (12/17/25)



#12 Viktor Mikić

FRESHMAN | C | 6-11 | 260 | BEOGRAD, SERBIA | HAMILTON HEIGHTS (TENN.)

OVERVIEW

- Appeared in four games as a freshman, serving an important role on the scout team.
- A member of Florida's 2025 national championship team.
- Competed with Serbia at the 2025 FIBA U20 EuroBasket, averaging 10.0 points and 5.4 rebounds in a fourth-place finish with a 5-2 record. Posted a team-leading 16 points in a win vs. Iceland..

2025-26 HIGHLIGHTS

- Knocked down his first career 3-pointer vs. St. Francis, finishing with four points.
- Scored his first career points with four vs. North Florida.
- Played meaningful minutes in the win vs. Miami as the Gators' frontcourt battled foul trouble.
- Looks to compete for opportunities as part of Florida's deep championship frontcourt that returns intact.



CAREER STATS

				Field Goals		3-Point		F-Throws		Rebounds				Scoring						
SEASON	TEAM	GP-GS	MIN/AVG	FG-FGA	FG%	3FG-3FGA	3FG%	FT-FTA	FT%	OFF	DEF	TOT	AVG	PF-FO	A	TO	BLK	STL	PTS	AVG
2024-25	UF	4-0	6/1.6	0-1	.000	0-0	.000	0-0	.000	0	2	2	0.5	4-0	0	0	0	1	0	0.0
2025-26	UF	8-0	26/3.3	4-12	.333	1-1	1.000	1-4	.250	6	2	8	1.0	8-0	3	3	1	0	10	1.3
TOTAL		12-0	33/2.7	4-13	.308	1-1	1.000	1-4	.250	6	4	10	0.8	12-0	3	3	1	1	10	0.8

SEC STATS

	GP-GS	Min	Avg	FG-FGA	Pct	3FG-3A	Pct	FT-FTA	Pct	OR	DR	Reb	Avg	PF	FO	Ast	TO	Blk	Stl	Pts	Avg
MIKIC, Viktor	1-0	00:32	0.5	0-0	.000	0-0	.000	0-0	.000	0	0	0	0.0	1	0	0	0	0	0	0	0.0

GAME-BY-GAME STATS

Opponent	Date	GS	MIN	Total		3-Pointers		Free throws		Rebounds				PF	A	TO	BLK	STL	PTS	AVG
				FG-FGA	PCT	3FG-3FGA	PCT	FT-FTA	PCT	OFF	DEF	TOT	AVG							
North Florida	11/06/2025		05:12	2-3	.667	0-0	.000	0-0	.000	1	1	2	2.0	0	2	0	1	0	4	4.0
vs Miami (FL)	11/16/2025		02:42	0-1	.000	0-0	.000	0-2	.000	1	0	1	1.5	2	0	0	0	0	0	2.0
Merrimack	11/21/2025		04:47	1-5	.200	0-0	.000	0-0	.000	2	1	3	2.0	1	0	0	0	0	2	2.0
vs Providence	11/28/2025		02:58	0-0	.000	0-0	.000	0-0	.000	0	0	0	1.5	0	1	0	0	0	0	1.5
Saint Francis	12/17/2025		04:12	1-2	.500	1-1	1.000	1-2	.500	1	0	1	1.4	0	0	0	0	0	4	2.0
Colgate	12/21/2025		03:24	0-1	.000	0-0	.000	0-0	.000	1	0	1	1.3	2	0	3	0	0	0	1.7
Dartmouth	12/29/2025		02:19	0-0	.000	0-0	.000	0-0	.000	0	0	0	1.1	2	0	0	0	0	0	1.4
at Oklahoma	01/13/2026		00:32	0-0	.000	0-0	.000	0-0	.000	0	0	0	1.0	1	0	0	0	0	0	1.3
Totals		0	26:05	4-12	.333	1-1	1.000	1-4	.250	6	2	8	1.0	8	3	3	1	0	10	1.3

Player Averages

Games Played	Minutes/ game	Points/ game	FG Pct	3FG Pct	FT Pct	Rebounds/ game	Assists/ game	Turnovers/ game	Assist/Turnover ratio	Steals/ game	Blocks/ game
8	3.3	1.3	33.3	100.0	25.0	1.0	0.4	0.4	1.0	0.0	0.1

MISCELLANEOUS STATS

	24-25	25-26	Total
Led UF in Scoring	0	0	0
Led UF in Rebounds	0	0	0
Led UF in Assists	0	0	0
10+ Points	0	0	0
20+ Points	0	0	0
10+ Rebounds	0	0	0
Double-Doubles	0	0	0
Dunks	0	0	0
Off. Fouls Drawn	0	0	0
Three-Point Plays	0-0	0-0	0-0

GAME HIGHS

- Points
- 2025-26/Career 4, 2x, last vs. St. Francis (12/17/25)
- Rebounds
- 2025-26/Career 3, vs. Merrimack (11/21/25)
- Field Goals
- 2025-26/Career 2, vs. North Florida (11/6/25)
- Field Goal Attempts
- 2025-26/Career 5, vs. Merrimack (11/21/25)
- 3-Point Field Goals
- 2025-26/Career 1, vs. St. Francis (12/17/25)
- 3-Point FG Attempts
- 2025-26/Career 1, vs. St. Francis (12/17/25)
- Free Throws
- 2025-26/Career 1, vs. St. Francis (12/17/25)
- Free Throw Attempts
- 2025-26/Career 2, 2x, last vs. St. Francis (12/17/25)
- Assists
- 2025-26/Career 2, vs. North Florida (11/6/25)
- Steals
- 2025-26 ---
- Career 1, vs. Southern Illinois (11/22/24)
- Blocked Shots
- 2025-26/Career 1, vs. North Florida (11/6/25)
- Minutes Played
- 2025-26/Career 5, 2x, last vs. Merrimack (11/21/25)

# #20 Isaiah Brown

SOPH. | G | 6-4 | 210 | ORLANDO, FLA. | ORLANDO CHRISTIAN PREP

### OVERVIEW

- Scored 36 points in 19 appearances during his freshman campaign as a member of the 2025 national championship team.
- A winner and a leader with an infectious personality that unites his teams.
- Brings great size and scoring ability to the perimeter.
- Helped Orlando Christian Prep to a 25-4 record as a junior while averaging 18.6 points per game, then led OCP to a state runner-up finish his senior season.
- Represented Puerto Rico at the 2024 FIBA U18 AmeriCup, averaging 8.7 points, 4.5 rebounds and 1.2 assists in five appearances.

### 2025-26 HIGHLIGHTS

- Had a career day on his 20th birthday in the win at #10 Vanderbilt, scoring a career-high 14 points off the bench. Brown hit a pair of 3-pointers, slammed a putback dunk and hit all six free throw attempts and added four rebounds, an assist, a steal and a blocked shot.
- Tallied nine points and six rebounds in the win vs. #18 Georgia.
- Had a pair of 3-pointers and two blocked shots in the win vs. Merrimack.
- Posted nine points and eight rebounds in the win vs. North Florida.
- Looks to compete for an expanded role after a promising summer and a freshman season focusing on learning and development for the national champions.



### CAREER STATS

				Field Goals		3-Point		F-Throws		Rebounds				Scoring			
SEASON	TEAM	GP-GS	MIN/AVG	FG-FGA	FG%	3FG-3FGA	3FG%	FT-FTA	FT%	OFF	DEF	TOT	AVG	PF	FO	A	TO
2024-25	UF	19-0	73/3.9	13-25	.520	3-8	.375	7-16	.438	6	12	18	0.9	11-0	1	3	1
2025-26	UF	18-0	192/10.7	28-63	.444	8-25	.320	20-26	.769	18	28	46	2.6	26-0	10	8	6
TOTAL		37-0	265/7.2	41-88	.466	11-33	.333	27-42	.643	24	40	64	1.7	37-0	11	11	7

### SEC STATS

	GP-GS	Min	Avg	FG-FGA	Pct	3FG-3A	Pct	FT-FTA	Pct	OR	DR	Reb	Avg	PF	FO	Ast	TO
BROWN, Isaiah	7-0	83:55	12.0	12-27	.444	4-11	.364	11-13	.846	9	11	20	2.9	10	0	4	3

### GAME-BY-GAME STATS

Opponent	Date	GS	MIN	Total		3-Pointers		Free throws		Rebounds				PF			
				FG-FGA	PCT	3FG-3FGA	PCT	FT-FTA	PCT	OFF	DEF	TOT	AVG	A	TO	BLK	STL
vs Arizona	11/03/2025		00:04	0-0	.000	0-0	.000	0-0	.000	0	0	0	0.0	0	0	0	0
North Florida	11/06/2025		11:08	4-11	.364	1-3	.333	0-0	.000	4	4	8	4.0	3	0	0	1
Florida St.	11/11/2025		05:47	0-1	.000	0-1	.000	1-2	.500	0	2	2	3.3	0	1	1	0
vs Miami (FL)	11/16/2025		18:59	0-1	.000	0-1	.000	2-2	1.000	0	2	2	3.0	2	1	2	2
Merrimack	11/21/2025		16:16	2-5	.400	2-3	.667	0-0	.000	1	2	3	3.0	1	1	1	2
vs TCU	11/27/2025		07:11	0-2	.000	0-2	.000	0-0	.000	0	0	0	2.5	1	1	0	0
vs Providence	11/28/2025		11:48	3-3	1.000	0-0	.000	0-0	.000	0	2	2	2.4	4	0	0	1
vs George Washington	12/13/2025		03:41	1-1	1.000	0-0	.000	2-2	1.000	1	2	3	2.5	1	0	0	0
Saint Francis	12/17/2025		15:03	3-6	.500	1-4	.250	2-4	.500	1	0	1	2.3	2	1	0	1
Colgate	12/21/2025		09:49	1-3	.333	0-0	.000	0-0	.000	1	2	3	2.4	0	0	0	0
Dartmouth	12/29/2025		08:03	2-3	.667	0-0	.000	2-3	.667	1	1	2	2.4	2	1	1	0
at Missouri	01/03/2026		09:42	1-3	.333	0-1	.000	0-0	.000	1	2	3	2.4	2	0	0	1
Georgia	01/06/2026		13:25	3-9	.333	0-3	.000	3-4	.750	3	3	6	2.7	1	0	1	0
Tennessee	01/10/2026		11:03	1-1	1.000	0-0	.000	0-1	.000	0	1	1	2.6	1	0	0	0
at Oklahoma	01/13/2026		10:35	1-2	.500	0-1	.000	2-2	1.000	0	0	0	2.4	1	1	0	0
at Vanderbilt	01/17/2026		20:08	3-6	.500	2-3	.667	6-6	1.000	1	3	4	2.5	1	1	0	1
LSU	01/20/2026		13:23	3-4	.750	2-2	1.000	0-0	.000	4	1	5	2.6	2	1	2	0
Auburn	01/24/2026		05:39	0-2	.000	0-1	.000	0-0	.000	0	1	1	2.6	2	1	0	0
Totals			0	191:44	28-63	.444	8-25	.320	20-26	.769	18	28	46	2.6	26	10	8

### Player Averages

Games Played	Minutes/ game	Points/ game	FG Pct	3FG Pct	FT Pct	Rebounds/ game	Assists/ game	Turnovers/ game	Assist/Turnover ratio	Steals/ game	Blocks/ game
18	10.7	4.7	44.4	32.0	76.9	2.6	0.6	0.4	1.3	0.3	0.3

### MISCELLANEOUS STATS

	24-25	25-26	Total
Led UF in Scoring	0	0	0
Led UF in Rebounds	0	0	0
Led UF in Assists	0	0	0
10+ Points	0	1	1
20+ Points	0	0	0
10+ Rebounds	0	0	0
Double-Doubles	0	0	0
Dunks	4	9	13
Off. Fouls Drawn	1	0	1
Three-Point Plays	0-1	0-1	0-2

### GAME HIGHS

Points	2025-26/Career	14, at Vanderbilt (1/17/26)
Rebounds	2025-26/Career	8, vs. North Florida (11/6/25)
Field Goals	2025-26/Career	4, vs. North Florida (11/6/25)
Field Goal Attempts	2025-26/Career	11, vs. North Florida (11/6/25)
3-Point Field Goals	2025-26	2, 3x, last vs. LSU (1/20/26)
	Career	2, 4x, last vs. LSU (1/20/26)
3-Point FG Attempts	2025-26/Career	4, vs. St. Francis (12/17/25)
Free Throws	2025-26/Career	6, at Vanderbilt (1/17/26)
Free Throw Attempts	2025-26/Career	6, at Vanderbilt (1/17/26)
Assists	2025-26	1, 10x, last vs. Auburn (1/24/26)
	Career	1, 11x, last vs. Auburn (1/24/26)
Steals	2025-26	1, 5x, last at Vanderbilt (1/17/26)
	Career	1, 8x, last at Vanderbilt (1/17/26)
Blocked Shots	2025-26/Career	2, 2x, last vs. Merrimack (11/21/25)
Minutes Played	2025-26/Career	20, at Vanderbilt (1/17/26)

#21 Alex Condon

JUNIOR | F/C | 6-11 | 236 | PERTH, AUSTRALIA | NBA GLOBAL ACADEMY

OVERVIEW

- Totaled 668 points and 508 rebounds over his first two seasons at Florida, moving into the starting lineup as a sophomore for the Gators’ national championship team last season.
- Earned SEC honors both seasons, named All-SEC as a sophomore and SEC All-Freshman his first season.
- Claimed three SEC Player of the Week honors in 2024-25, just the second Gator to do so (Jalen Hudson, 2017-18). His 103 offensive rebounds that season marked the third-most in a season in Florida history.
- Multi-sport star who also excelled in Australian football and competed in water polo, but opted for the hardwood.

2025-26 HIGHLIGHTS

- Racked up 16 points in the win at #10 Vanderbilt, including a pair of

- game-sealing free throws with 6.1 seconds remaining that put UF up four points.
- Scored 21 points and grabbed eight rebounds in the win vs. #18 Georgia.
  - Posted a double-double at #4 Duke with 12 points and 10 rebounds.
  - Earned a double-double with 20 points and 11 rebounds vs. Merrimack.
  - Tallied a team-high 19 points and 10 rebounds in the win vs. Miami.
  - Posted a big 25-point, 10-rebound outing vs. North Florida.
  - Named preseason AP All-America, the first Gator so honored since Joakim Noah (2006-07).
  - Also named to the Naismith Trophy and Kareem Abdul-Jabbar Watch Lists and received preseason first-team All-SEC recognition from the media and coaches.



CAREER STATS

SEASON TEAM	GP-GS	MIN/AVG	Field Goals		3-Point		F-Throws		Rebounds				Scoring							
			FG-FGA	FG%	3FG-3FGA	3FG%	FT-FTA	FT%	OFF	DEF	TOT	AVG	PF-FO	A	TO	BLK	STL	PTS	AVG	
2023-24	UF	36-1	732/20.3	96-208	.462	11-38	.289	74-110	.673	72	157	229	6.4	93-4	44	53	45	15	277	7.7
2024-25	UF	37-35	922/24.9	135-274	.493	19-58	.328	102-169	.604	103	176	279	7.5	84-1	82	51	49	32	391	10.6
2025-26	UF	19-19	586/30.8	87-175	.497	6-42	.143	75-115	.652	44	110	154	8.1	52-2	64	44	27	14	255	13.4
TOTAL		92-55	2240/24.4	318-657	.484	36-138	.261	251-394	.637	219	443	662	7.2	229-7	190	148	121	61	923	10.0

SEC STATS

	GP-GS	Min	Avg	FG-FGA	Pct	3FG-3A	Pct	FT-FTA	Pct	OR	DR	Reb	Avg	PF	FO	Ast	TO	Blk	Stl	Pts	Avg
CONDON, Alex	7-7	224:21	32.0	28-65	.431	2-18	.111	25-42	.595	11	36	47	6.7	23	0	20	11	11	4	83	11.9

GAME-BY-GAME STATS

Opponent	Date	GS	MIN	Total		3-Pointers		Free throws		Rebounds				PF	A	TO	BLK	STL	PTS	AVG	
				FG-FGA	PCT	3FG-3FGA	PCT	FT-FTA	PCT	OFF	DEF	TOT	AVG								
vs Arizona	11/03/2025	*	28:42	4-9	.444	0-1	.000	3-6	.500	2	6	8	8.0	5	4	6	0	2	11	11.0	
North Florida	11/06/2025	*	25:49	8-12	.667	0-2	.000	9-10	.900	5	5	10	9.0	0	4	1	3	2	25	18.0	
Florida St.	11/11/2025	*	32:22	3-5	.600	0-2	.000	5-7	.714	1	5	6	8.0	3	2	6	2	1	11	15.7	
vs Miami (FL)	11/16/2025	*	22:46	8-13	.615	2-4	.500	1-2	.500	2	8	10	8.5	5	1	2	1	0	19	16.5	
Merrimack	11/21/2025	*	29:10	8-14	.571	0-0	.000	4-5	.800	6	5	11	9.0	3	2	3	0	1	20	17.2	
vs TCU	11/27/2025	*	35:30	2-5	.400	0-3	.000	4-7	.571	1	7	8	8.8	1	8	3	1	0	8	15.7	
at Duke	12/02/2025	*	37:21	4-11	.364	0-3	.000	4-6	.667	6	4	10	9.0	3	0	2	0	0	12	15.1	
vs UConn	12/09/2025	*	35:55	5-11	.455	0-1	.000	4-5	.800	4	5	9	9.0	2	4	1	3	0	14	15.0	
vs George Washington	12/13/2025	*	32:41	2-4	.500	0-2	.000	1-6	.167	2	7	9	9.0	2	7	3	1	1	5	13.9	
Saint Francis	12/17/2025	*	24:40	5-7	.714	0-2	.000	4-4	1.000	0	7	7	8.8	2	5	2	3	0	14	13.9	
Colgate	12/21/2025	*	30:01	6-10	.600	2-3	.667	2-3	.667	1	9	10	8.9	1	5	0	2	2	16	14.1	
Dartmouth	12/29/2025	*	26:46	4-9	.444	0-1	.000	9-12	.750	3	6	9	8.9	2	2	4	0	1	17	14.3	
at Missouri	01/03/2026	*	30:00	3-8	.375	1-4	.250	7-10	.700	0	5	5	8.6	4	6	2	0	0	14	14.3	
Georgia	01/06/2026	*	32:17	9-12	.750	0-2	.000	3-6	.500	1	7	8	8.6	3	0	1	2	0	21	14.8	
Tennessee	01/10/2026	*	32:15	4-11	.364	0-3	.000	3-5	.600	3	4	7	8.5	3	3	0	3	1	11	14.5	
at Oklahoma	01/13/2026	*	33:02	5-10	.500	0-1	.000	0-2	.000	2	4	6	8.3	4	6	2	2	2	10	14.3	
at Vanderbilt	01/17/2026	*	28:36	4-11	.364	1-3	.333	7-9	.778	1	7	8	8.3	4	1	2	1	0	16	14.4	
LSU	01/20/2026	*	30:52	3-9	.333	0-3	.000	4-8	.500	1	3	4	8.1	1	3	0	0	0	10	14.1	
Auburn	01/24/2026	*	37:18	0-4	.000	0-2	.000	1-2	.500	3	6	9	8.1	4	1	4	3	1	1	13.4	
Totals			19	586:03	87-175	.497	6-42	.143	75-115	.652	44	110	154	8.1	52	64	44	27	14	255	13.4

Player Averages

Games Played	Minutes/game	Points/game	FG Pct	3FG Pct	FT Pct	Rebounds/game	Assists/game	Turnovers/game	Assist/Turnover ratio	Steals/game	Blocks/game
19	30.8	13.4	49.7	14.3	65.2	8.1	3.4	2.3	1.5	0.7	1.4

MISCELLANEOUS STATS

	23-24	24-25	25-26	Total
Led UF in Scoring	0	2	5	7
Led UF in Rebounds	11	13	2	26
Led UF in Assists	1	4	5	10
10+ Points	14	18	16	48
20+ Points	0	2	3	5
10+ Rebounds	4	10	5	19
Double-Doubles	2	7	5	14
Dunks	14	32	21	67
Off. Fouls Drawn	2	1	3	6
Three-Point Plays	8-11	6-11	3-7	17-29

GAME HIGHS

Points	
2025-26	25, vs. North Florida (11/6/25)
Career	27, at Alabama (3/5/25)

Rebounds	
2025-26	11, vs. Merrimack (11/21/25)
Career	16, vs. Merrimack (12/5/23)

Field Goals	
2025-26	9, vs. Georgia (1/6/25)
Career	9, 2x, last vs. Georgia (1/6/25)

Field Goal Attempts	
2025-26	14, vs. Merrimack (11/21/25)
Career	16, at Alabama (3/5/25)

3-Point Field Goals	
2025-26	2, 2x, last vs. Colgate (12/21/25)
Career	3, vs. Wichita St. (11/29/24)

3-Point FG Attempts	
2025-26	4, 2x, last at Missouri (1/3/26)
Career	4, 3x, last at Missouri (1/3/26)

Free Throws	
2025-26/Career	9, 2x, last vs. Dartmouth (12/29/25)

Free Throw Attempts	
2025-26	12, vs. Dartmouth (12/29/25)
Career	12, 2x, last vs. Dartmouth (12/29/25)

Assists	
2025-26/Career	8, vs. TCU (11/27/25)

Steals	
2025-26	2, 4x, last at Oklahoma (1/13/26)
Career	4, 3x, last vs. Houston (4/7/25)

Blocked Shots	
2025-26	3, 5x, vs. Auburn (1/24/26)
Career	5, at Texas A&M (2/3/24)

Minutes Played	
2025-26/Career	37, 2x, last vs. Auburn (1/24/26)

#23 AJ Brown

R-JUNIOR | G | 6-4 | 210 | ORLANDO, FLA. | OHIO

OVERVIEW

- Plans to redshirt in the 2025-26 season after coming off postseason shoulder surgery in spring 2025.
- Transferred to Florida in 2025 after he tallied 731 points, 193 rebounds 103 3-point field goals, 65 steals and 62 assists over three seasons at Ohio, making 64 appearances with 46 starts.
- Posted six 20-points games for the Bobcats, including a career-high 28 points vs. Ball State in the 2023 MAC Tournament. He was a .371 3-point shooter with 13 games with at least three 3-pointers at OU.
- Earned 2025 Academic All-MAC and 2023 MAC All-Freshman.
- The older brother of Isaiah Brown, AJ joins a line of Florida natives to transfer back home recently, along with Walter Clayton Jr., Alex Fudge and Colin Castleton.

CAREER STATS

		Field Goals					3-Point		F-Throws		Rebounds												Scoring	
SEASON	TEAM	GP-GS	MIN/AVG	FG-FGA	FG%	3FG-3FGA	3FG%	FT-FTA	FT%	OFF	DEF	TOT	AVG	PF-FO	A	TO	BLK	STL	PTS	AVG				
2022-23	Ohio	26-8	537/20.7	92-216	.426	39-104	.375	45-58	.776	22	43	65	2.5	43-0	22	17	6	21	268	10.3				
2023-24	Ohio	9-9	238/26.5	30-79	.380	10-35	.286	11-24	.458	9	26	35	3.9	26-0	8	9	2	7	81	9.0				
2024-25	Ohio	29-29	774/26.7	123-261	.471	54-139	.388	82-100	.820	31	62	93	3.2	70-2	32	36	2	37	382	13.2				
TOTAL FOR UF		0-0	0/0.0	0-0	.000	0-0	.000	0-0	.000	0	0	0	0.0	0-0	0	0	0	0	0	0.0				
TOTAL		64-46	1550/24.2	245-556	.441	103-278	.371	138-182	.758	62	131	193	3.0	139-2	62	62	10	65	731	11.4				

GAME-BY-GAME STATS

2025-26 HIGHLIGHTS

- An outstanding shooter, Brown will look to make his mark back in his home state.
- Providing scout team help as he continues his road back from shoulder surgery.



MISCELLANEOUS STATS

	25-26	Total
Led UF in Scoring	0	0
Led UF in Rebounds	0	0
Led UF in Assists	0	0
10+ Points	0	0
20+ Points	0	0
10+ Rebounds	0	0
Double-Doubles	0	0
Dunks	0	0
Off. Fouls Drawn	0	0
Three-Point Plays	0-0	0-0

GAME HIGHS

Points	
2025-26/UF	---
Career	28, vs. Ball State (3/9/23)
Rebounds	
2025-26/UF	---
Career	8, Toledo (1/28/25)
Field Goals	
2025-26/UF	---
Career	10, 2x, last vs. Troy (11/8/23)
Field Goal Attempts	
2025-26/UF	---
Career	17, at Marshall (12/14/24)
3-Point Field Goals	
2025-26/UF	---
Career	5, 2x, last vs. CMU (2/18/25)
3-Point FG Attempts	
2025-26/UF	---
Career	10, vs. Ball State (3/9/23)
Free Throws	
2025-26/UF	---
Career	4, at Akron (1/17/25)
Free Throw Attempts	
2025-26/UF	---
Career	8, 2x, last vs. Bowling Green (2/11/25)
Assists	
2025-26/UF	---
Career	4, vs. Cin.-Clermont (11/30/22)
Steals	
2025-26/UF	---
Career	4, 2x, last vs. Kent State (1/24/25)
Blocked Shots	
2025-26/UF	---
Career	1, 10x, last vs. WMU (2/4/25)
Minutes Played	
2025-26/UF	---
Career	41, vs. G. Washington (11/24/24)



# Walk-Ons

## #32 Olivier Rioux

R-Fr. | C | 7-9 | 305 | TERREBONNE, QUEBEC, CANADA | IMG ACADEMY

### OVERVIEW

- Took a developmental redshirt season in 2024-25, serving on the scout team for the national champions.
- Appeared with Canada's national team in several FIBA events, including the 2025 U19 World Cup, 2024 U18 AmeriCup, 2023 U19 World Cup, the 2022 U17 World Cup and the 2021 U16 Americas Championship.

### 2025-26 HIGHLIGHTS

- Scored his first career field goal on a dunk vs. St. Francis.
- Scored his first career point on a free throw vs. Merrimack and added a rebound.
- Made his collegiate debut vs. UNF, becoming the tallest player in college basketball history.



### CAREER STATS

				Field Goals		3-Point		F-Throws		Rebounds										Scoring	
SEASON	TEAM	GP-GS	MIN	AVG	FG-FGA	FG%	3FG-3FGA	3FG%	FT-FTA	FT%	OFF	DEF	TOT	AVG	PF-FO	A	TO	BLK	STL	PTS	AVG
2025-26	UF	4-0	8/2.0	1-1	1.000	0-0	.000	1-2	.500	0	2	2	0.5	2-0	0	1	0	0	0	3	0.8
TOTAL		4-0	8/2.0	1-1	1.000	0-0	.000	1-2	.500	0	2	2	0.5	2-0	0	1	0	0	0	3	0.8

## #33 Cooper Josefsberg

JUNIOR | G | 6-4 | 195 | MIAMI, FLA. | RIVIERA PREP

### OVERVIEW

- Appeared in six games over his first two seasons while being a key member of the scout team.
- Member of Florida's 2025 national championship team.
- Brings winning experience, helping Riviera Prep to a 3A state championship, the first in school history.

### 2025-26 HIGHLIGHTS

- Made his season debut vs. UNF.
- Continues to provide depth and a scout team presence for the Gators.



### CAREER STATS

				Field Goals		3-Point		F-Throws		Rebounds									Scoring		
SEASON	TEAM	GP-GS	MIN	AVG	FG-FGA	FG%	3FG-3FGA	3FG%	FT-FTA	FT%	OFF	DEF	TOT	AVG	PF-FO	A	TO	BLK	STL	PTS	AVG
2023-24	UF	2-0	1	0/6	0-1	.000	0-1	.000	0-0	.000	0	0	0	0.0	1-0	0	0	0	0	0	0.0
2024-25	UF	4-0	4	1/10	0-0	.000	0-0	.000	0-0	.000	1	0	1	0.3	1-0	0	0	0	0	0	0.0
2025-26	UF	1-0	1	0/8	0-0	.000	0-0	.000	0-0	.000	0	0	0	0.0	0-0	0	0	0	0	0	0.0
TOTAL		7-0	6	0/9	0-1	.000	0-1	.000	0-0	.000	1	0	1	0.1	2-0	0	0	0	0	0	0.0

# 2025-26 Box Scores



Official Basketball Box Score - Final  
**Arizona at Florida**  
11/03/25 T-Mobile Arena, Las Vegas  
2025-26 Men's Basketball

Game Time: 4:00 PM  
Game Duration: 2:25

Officials: Keith Kimble, Kipp Kissinger, Ben Lanox

Arizona - 93

Record: 1-0

NO. Name	Min	FG M-A	3P M-A	FT M-A	Rebounds OR DR TOT	Fouls PF FD	TP	AS	TO	ST	Blocks BS BA	+/-
8 Ivan Kharchenkov	34:56	3-9	2-2	4-4	3 7 10	2 2	12	0	0	1	0 1 14	
10 Koa Peat	35:52	11-18	0-0	8-12	2 5 7	1 7	30	5	2	3	1 0 9	
13 Motiejus Krivas	26:02	2-5	0-0	2-2	2 6 8	4 3	6	1	1	0	3 0 0	
0 Jaden Bradley	35:54	9-14	0-0	9-10	2 1 3	4 5	27	5	3	2	0 0 8	
5 Brayden Burries	16:56	1-6	0-1	1-2	0 0 0	5 2	3	2	0	0	0 0 3	
3 Anthony Dell'Orso	28:20	2-6	0-2	4-4	1 3 4	1 2	8	2	3	2	1 0 1	
30 Tobe Awaka	15:50	2-3	0-0	3-4	2 3 5	4 2	7	0	4	0	0 1 -2	
2 Dwayne Aristode	06:10	0-0	0-0	0-0	0 1 1	1 0	0	0	0	0	0 0 -5	
Team					0 3 3	0	0	1				
Totals		30-61	2-5	31-38	12 29 41	22 23	93	15	14	8	5 2 6	

Major Fouls: Awaka (F1) 2<sup>nd</sup> 14:47

Shooting By Period	
1 <sup>st</sup> FG%	17-32 53.1%
3PT%	2-4 50.0%
FT%	14-16 87.5%
2 <sup>nd</sup> FG%	13-29 44.8%
3PT%	0-1 0.0%
FT%	17-22 77.3%
GM FG%	30-61 49.2%
3PT%	2-5 40.0%
FT%	31-38 81.6%

Dead Ball Rebounds: 4, 0



Official Basketball Box Score - Final  
**North Florida at Florida**  
11/06/25 Exactech Arena at Stephen C. O'Connell Center, Gainesville  
2025-26 Men's Basketball

Game Time: 8:00 PM  
Game Duration: 1:55  
Attendance: 10,065

Officials: Doug Shoves, James Breeding, Errol Lewis

North Florida - 64

Record: 0-1

NO. Name	Min	FG M-A	3P M-A	FT M-A	Rebounds OR DR TOT	Fouls PF FD	TP	AS	TO	ST	Blocks BS BA	+/-
21 Dalton Gayman	22:43	1-5	0-1	7-8	1 2 3	2 4	9	0	3	0	0 0 -28	
2 Mason Lee	20:52	1-3	0-1	0-0	0 4 4	4 1	2	0	1	0	0 -31	
4 Devin Hines	25:05	1-8	0-3	4-5	0 2 2	1 4	6	2	1	2	0 -18	
10 Kent Jackson	24:36	2-8	2-6	0-0	0 0 0	0 0	6	0	1	0	0 -27	
11 Kamrin Oriol	29:25	8-17	3-8	0-0	0 2 2	4 0	19	0	6	0	2 -33	
1 BJ Plummer	16:40	0-3	0-2	2-2	0 1 1	3 1	2	0	1	0	0 -9	
24 Nestor Dyachok	10:17	0-3	0-2	0-0	0 0 0	3 0	0	0	0	0	0 -12	
5 Dante Oliver	20:46	2-3	1-1	2-2	1 4 5	4 0	7	0	0	1	0 -18	
22 Trey Cady	17:40	4-11	1-4	4-5	3 2 5	1 4	13	0	1	2	0 -19	
13 Alex Vargo	08:39	0-0	0-0	0-0	0 0 0	1 0	0	0	0	0	0 -14	
15 Gabriel Jacobs	03:18	0-0	0-0	0-0	0 0 0	1 0	0	0	0	0	0 -1	
Team					2 0 2	0	0	2				
Totals		19-61	7-28	19-22	7 17 24	24 14	64	2	16	6	0 6 40	

Major Fouls: NONE

Shooting By Period	
1 <sup>st</sup> FG%	11-35 31.4%
3PT%	3-14 21.4%
FT%	3-4 100%
2 <sup>nd</sup> FG%	8-26 30.8%
3PT%	4-14 28.6%
FT%	16-19 84.2%
GM FG%	19-61 31.1%
3PT%	7-28 25.0%
FT%	19-22 86.4%

Dead Ball Rebounds: 3, 1

Florida - 87

Record: 0-1

NO. Name	Min	FG M-A	3P M-A	FT M-A	Rebounds OR DR TOT	Fouls PF FD	TP	AS	TO	ST	Blocks BS BA	+/-
10 Thomas Haugh	38:24	7-13	1-4	12-14	2 2 4	3 9	27	2	3	2	1 0 -12	
21 Alex Condon	28:42	4-9	0-1	3-6	2 6 8	5 5	11	4	6	2	0 1 3	
9 Rueben Chinyelu	17:20	2-6	0-0	0-0	0 1 1	5 4	0	0	0	0	0 1	
0 Boogie Fland	31:40	3-9	0-2	3-5	2 2 4	4 4	9	3	0	3	0 -14	
1 Xaivian Lee	31:31	5-17	3-11	1-2	2 4 6	2 1	14	5	2	1	0 -4	
3 Micah Handlogten	23:03	5-5	0-0	1-3	6 6 12	2 2	11	0	0	0	0 -12	
7 Urban Klavzar	18:06	3-8	2-6	0-0	1 0 1	1 0	8	0	2	1	0 -3	
11 CJ Ingram II	11:10	1-3	1-3	0-0	0 0 0	1 0	3	1	1	0	1 0 -2	
20 Isaiah Brown	00:04	0-0	0-0	0-0	0 0 0	0 0	0	0	0	0	0 -1	
Team					2 1 3	0	0	1				
Totals		30-70	7-27	20-30	17 22 39	23 22	87	15	15	9	2 5 -6	

Major Fouls: Chinyelu (F1) 2<sup>nd</sup> 14:47

Shooting By Period	
1 <sup>st</sup> FG%	16-32 50.0%
3PT%	4-9 44.4%
FT%	10-14 71.4%
2 <sup>nd</sup> FG%	14-38 36.8%
3PT%	3-18 16.7%
FT%	10-16 62.5%
GM FG%	30-70 42.9%
3PT%	7-27 25.9%
FT%	20-30 66.7%

Dead Ball Rebounds: 4, 0

	UOA	UOF
Biggest lead	9 (2 <sup>nd</sup> 16:19)	12 (1 <sup>st</sup> 12:42)
Best Scoring Run	8 (1 <sup>st</sup> 8:24)	7 (2 <sup>nd</sup> 7:49)
Lead Changes	3	
Times Tied	5	
Time with Lead	23:20	14:03

Points from	UOA	UOF
Turnovers	16	11
Paint	50	46
Second Chance	7	14
Fast Breaks	14	13
Bench	15	22

Period by Period Scoring			
	1st	2nd	TOT
UOA	50	43	93
UOF	46	41	87



Official Basketball Box Score - Final  
**Florida St. at Florida**  
11/11/25 Exactech Arena at Stephen C. O'Connell Center, Gainesville  
2025-26 Men's Basketball

Game Time: 7:00 PM  
Game Duration: 2:37  
Attendance: 10,785

Officials: Joe Lindsay, Pat Adams, Lee Cassel

Florida St. - 76

Record: 2-1

NO. Name	Min	FG M-A	3P M-A	FT M-A	Rebounds OR DR TOT	Fouls PF FD	TP	AS	TO	ST	Blocks BS BA	+/-
7 Chauncey Wiggins	32:36	4-11	3-8	0-0	0 5 5	1 1	11	1	2	0	0 -4	
25 Alex Sleen	16:54	2-3	0-0	4-4	4 4 8	5 3	8	0	1	0	1 -5	
5 Kobe McGee	32:59	5-12	2-8	2-2	3 6 9	2 1	14	0	0	1	1 0 -9	
6 Robert McCray V	34:11	9-21	2-6	9-12	0 2 2	3 7	29	4	5	3 1 -3	-10	
10 Lajae Jones	25:25	1-10	0-4	1-1	0 4 4	4 1	3	1	0	1	1 2 6	
1 Martin Somerville	30:04	1-7	1-5	2-2	0 2 2	2 3	5	1	2	3 0 1	6	
3 Thomas Bassong	12:06	1-2	1-2	0-0	0 2 2	3 0	3	0	0	1	0 1 5	
2 Cam Miles	11:15	0-2	0-1	3-4	1 0 1	4 3	3	0	0	0	0 -2	
12 Alier Maluk	04:30	0-0	0-0	0-0	0 0 0	1 0	0	0	0	0	0 0 -3	
Team					0 3 3	0	0	0				
Totals		23-68	9-34	21-25	8 28 36	25 19	76	7	10	9	3 8 -2	

Major Fouls: NONE

Florida - 78

Record: 2-1

NO. Name	Min	FG M-A	3P M-A	FT M-A	Rebounds OR DR TOT	Fouls PF FD	TP	AS	TO	ST	Blocks BS BA	+/-
10 Thomas Haugh	38:02	7-15	2-6	4-7	4 9 13	2 5	20	3	2	0	2 0 7	
21 Alex Condon	32:22	3-5	0-2	5-7	1 5 6	3 4	11	2	6	1	2 0 -8	
9 Rueben Chinyelu	24:25	5-12	0-0	0-0	7 9 16	3 0	10	1	2	0	2 1 5	
0 Boogie Fland	34:57	5-11	2-7	6-8	2 3 5	3 7	18	1	1	4	0 0 2	
1 Xaivian Lee	35:32	2-13	1-10	4-4	0 7 7	4 4	9	6	2	1	1 -1	
3 Micah Handlogten	09:55	1-1	0-0	0-2	2 4 6	3 2	2	0	0	0	1 1 -4	
7 Urban Klavzar	17:47	2-5	1-4	2-2	0 0 0	1 1	7	1	1	0	0 0 7	
11 CJ Ingram II	01:13	0-1	0-1	0-0	0 0 0	0 0	0	0	1	0	0 -4	
20 Isaiah Brown	05:47	0-1	0-1	1-2	0 2 2	0 2	1	1	1	0	0 0 6	
Team					1 2 3	0	0	2				
Totals		25-64	6-31	22-32	17 41 58	19 25	78	15	18	6	8 3 2	

Major Fouls: NONE

	FSU	FLA
Biggest lead	5 (1 <sup>st</sup> 0:35)	9 (2 <sup>nd</sup> 8:37)
Best Scoring Run	7 (1 <sup>st</sup> 13:11)	11 (2 <sup>nd</sup> 8:37)
Lead Changes	2	
Times Tied	8	
Time with Lead	13:41	19:45

Points from	FSU	FLA
Turnovers	12	11
Paint	28	36
Second Chance	9	8
Fast Breaks	11	22
Bench	11	10

Period by Period Scoring			
	1st	2nd	TOT
FSU	40	36	76
FLA	37	41	78



Official Basketball Box Score - Final  
**Miami (FL) at Florida**  
11/16/25 VyStar Veterans Memorial Arena, Jacksonville  
2025-26 Men's Basketball

Game Time: 8:30 PM  
Game Duration: 2:17  
Attendance: 8,321

Officials: James Breeding, AJ Desai, Byron Jarrett

Miami (FL) - 68

Record: 3-2

NO. Name	Min	FG M-A	3P M-A	FT M-A	Rebounds OR DR TOT	Fouls PF FD	TP	AS	TO	ST	Blocks BS BA	+/-
5 Malik Rineau	29:42	1-5	5-6	5 6 11	5 5	22	0	4	0	2	3 -7	
7 Shelton Henderson	21:02	2-6	0-0	3-8	0 2 2	4 4	7	2	1	0	1 -9	
8 Ernest Udah Jr.	29:54	1-3	0-0	1-4	3 7 10	3 5	3	0	1	0	2 -13	
3 Tre Donaldson	36:59	5-17	1-4	2-4	2 2 4	1 4	13	6	1	3	1 10	
10 Tru Washington	37:36	5-14	1-4	3-4	0 1 1	1 3	14	2	1	3	1 -17	
11 Salih Altuntas	08:52	0-0	0-0	0-0	0 0 0	4 0	0	0	1	0	0 0	
4 Marcus Allen	10:30	2-3	1-1	1-1	1 0 1	4 1	6	0	0	0	0 -7	
35 Dante Allen	15:01	1-5	1-3	0-0	1 4 5	2 0	3	3	0	1	0 -3	
88 Timotej Malovec	10:24	0-0	0-0	0-0	1 1 1	1 0	0	0	0	0	0 -4	
Team					5 2 7	0	0	0				
Totals		24-71	5-17	15-27	17 25 42	25 23	68	13	10	8	5 6 -14	

Major Fouls: NONE

Shooting By Period	
1 <sup>st</sup> FG%	12-34 35.3%
3PT%	2-7 28.6%
FT%	3-9 33.3%
2 <sup>nd</sup> FG%	12-37 32.4%
3PT%	3-10 30.0%
FT%	12-18 66.7%
GM FG%	24-71 33.8%
3PT%	5-17 29.4%
FT%	15-27 55.6%

Dead Ball Rebounds: 6, 0

Florida - 82

Record: 4-1

NO. Name	Min	FG M-A	3P M-A	FT M-A	Rebounds OR DR TOT	Fouls PF FD	TP	AS	TO	ST	Blocks BS BA	+/-
10 Thomas Haugh	F 36:38	5-12	3-6	4-7	2 7 9	1 4	17	3	2	1	1 1	9
21 Alex Condon	F 22:46	8-13	2-4	1-2	8 8 10	5 5	19	1	2	0	1 1	9
9 Rueben Chinyelu	C 26:17	7-10	0-0	2-3	4 6 10	5 4	16	1	1	1	2 0	17
0 Boogie Fland	F 31:16	2-10	0-5	4-6	0 2 2	1 4	8	2	3	0	0 2	6
1 Xaivian Lee	F 26:35	1-6	0-5	3-4	1 5 6	3 3	5	5	3	2	0 0	8
3 Michael Handoglen	G 05:01	0-0	0-0	0-0	2 2 4	3 0	0	0	2	1	0 0	8
20 Isiah Brown	18:59	0-1	0-1	2-2	0 2 2	2 2	2	2	1	0	2 0	3
7 Urban Klavzar	25:56	4-8	4-7	3-3	1 2 3	1 2	15	2	1	0	0 0	12
12 Viktor Mikic	02:42	0-1	0-0	0-2	1 0 1	2 1	0	0	0	0	0 1	-4
					1 2 3	0	0	0	0			
Total		27-61	9-28	19-29	14 36 50	23 25	82	15	16	5	6 5	14

# 2025-26 Box Scores



Official Basketball Box Score - Final

## Merrimack at Florida

11/21/25 Exactech Arena at Stephen C. O'Connell Center, Gainesville  
2025-26 Men's Basketball

Game Time: 7:00 PM

Game Duration: 1:49

Attendance: 10,935

Officials: Rob Rorke, Brian Dorsey, Chuck McCoy

### Merrimack - 45

Record: 0-1

NO. Name	Min	FG M-A	3P M-A	FT M-A	Rebounds OR DR TOT	Fouls PF FD	TP	AS	TO	ST	Blocks BS BA	+/-
20 Todd Brogna	F 26:06	1-1	1-1	0-0	3 3 6	4 1	3	2	1	2	0 0	-18
3 Ernest Shelton	G 33:55	1-9	1-8	0-0	0 1 1	4 1	3	1	1	2	0 1	-31
4 Tye Dorset	G 37:55	4-17	1-10	1-1	1 4 5	1 3	10	0	1	0	0 0	-38
5 Kevair Kennedy	G 30:14	4-8	0-0	6-8	0 0 0	2 4	14	1	5	1	1 1	-23
10 Andres Marrero	25:05	3-8	1-6	0-0	0 1 1	0 0	7	0	0	0 0	0 1	-10
23 KC Ugwuakazi	10:24	2-5	0-0	2-2	1 0 1	4 2	6	0	0	1	0 0	-12
9 Malik Edmead	08:10	0-2	0-0	0-0	0 2 2	1 0	0	0	1	0	0 0	-22
0 Dylan Veillette	13:19	1-2	0-0	0-0	1 2 3	1 1	2	1	1	0	1 0	-11
2 Aliou Cisse	06:30	0-1	0-0	0-0	0 0 0	1 1	0	0	1	0	0 1	-14
1 Jaylen Stinson	08:22	0-3	0-0	0-0	0 0 0	1 1	0	2	0	1	0 1	4
Team					1 5 6	0 0						
Totals		16-56	4-25	9-11	7 18 25	18 13	45	7	11	7	2 5	-35

Major Fouls: NONE

Shooting By Period		
1 <sup>st</sup> FG%	7-29	24.1%
3PT%	2-11	18.2%
FT%	1-1	100%
2 <sup>nd</sup> FG%	9-27	33.3%
3PT%	2-14	14.3%
FT%	8-10	80%
GM FG%	16-56	28.6%
3PT%	4-25	16.0%
FT%	9-11	81.8%

Dead Ball Rebounds: 1, 1



Official Basketball Box Score - Final

## TCU at Florida

11/27/25 Jenny Craig Pavilion, San Diego  
2025 Rasy Children's Invitational

Game Time: 12:00 PM

Game Duration: 2:57

Attendance: 4,955

Officials: Kipp Kissinger, Brooks Wells, Chris Pasci

### TCU - 84

Record: 4-2

NO. Name	Min	FG M-A	3P M-A	FT M-A	Rebounds OR DR TOT	Fouls PF FD	TP	AS	TO	ST	Blocks BS BA	+/-
15 David Punch	F 36:12	7-9	0-0	5-6	3 6 9	3 6	19	2	2	2	3 0	4
24 Xavier Edmonds	F 07:33	1-2	0-0	0-0	0 0 0	4 0	2	0	0	0	0 0	3
1 Jayden Pierre	G 24:21	4-6	2-3	0-0	0 2 2	4 3	10	0	4	1	0 0	0
2 Brock Harding	G 37:26	6-16	0-3	7-8	0 4 4	2 5	19	12	2	5	0 1	8
3 Luitauras Lelevicius	G 22:15	1-5	1-5	0-0	0 2 2	1 0	3	0	0	0	0 0	-7
23 Vianney Salatchoum	04:03	0-0	0-0	0-0	0 0 0	1 0	0	0	0	0	0 0	-7
5 Micah Robinson	29:56	3-10	1-5	1-6	0 3 3	1 4	8	1	0	1	1 2	7
55 Tanner Toolson	16:49	0-3	0-1	2-2	0 2 2	1 2	2	1	0	1	0 0	1
00 Jace Posey	21:25	6-8	0-0	9-11	1 0 1	1 6	21	0	0	2	0 0	11
Team					2 3 5	0 0						
Totals		29-59	4-17	24-33	8 20 28	19 26	84	16	9	12	4 3	4

Major Fouls: Edmonds (F1) 1<sup>st</sup> 18:15 Toolson (F1) 1<sup>st</sup> 12:31

Shooting By Period		
1 <sup>st</sup> FG%	13-33	39.4%
3PT%	4-12	33.3%
FT%	9-16	56.3%
2 <sup>nd</sup> FG%	15-26	57.7%
3PT%	0-5	0.0%
FT%	15-17	88.2%
GM FG%	28-59	47.5%
3PT%	4-17	23.5%
FT%	24-33	72.7%

Dead Ball Rebounds: 9, 0

### Florida - 80

Record: 4-2

NO. Name	Min	FG M-A	3P M-A	FT M-A	Rebounds OR DR TOT	Fouls PF FD	TP	AS	TO	ST	Blocks BS BA	+/-
10 Thomas Haugh	F 36:04	7-16	3-8	3-4	1 4 5	4 3	20	2	5	1	1 3	-2
21 Alex Condon	F 35:30	2-5	0-3	4-7	1 7 8	1 4	8	8	3	0	1 0	0
9 Rueben Chinyelu	C 27:31	5-6	0-0	3-4	4 5 9	4 3	13	0	4	0	0 0	3
0 Boogie Fland	G 27:10	4-8	0-3	4-4	0 1 1	5 3	12	2	4	3	1 0	-3
1 Xalvian Lee	G 16:03	1-6	1-4	2-2	0 3 3	5 1	5	1	0	0	0 0	4
7 Micah Handlogten	13:25	1-1	0-0	0-0	1 0 1	2 0	2	0	2	1	0 0	-8
3 Urban Klavzar	28:58	5-8	4-7	6-6	1 1 2	3 5	20	1	1	0	0 0	10
20 Isaiah Brown	07:11	0-2	0-2	0-0	0 0 0	1 0	0	1	0	0	0 1	-6
4 Alex Lloyd	08:07	0-3	0-2	0-0	1 0 1	1 0	0	1	0	0	0 0	2
Team					1 0 1	0 0						
Totals		25-55	8-29	22-27	10 21 31	26 19	80	16	19	5	3 4	-4

Major Fouls: Chinyelu (F1) 2<sup>nd</sup> 0:13

	TCU	FLA
Biggest lead	5 (2 <sup>nd</sup> 0:11)	10 (2 <sup>nd</sup> 15:14)
Best Scoring Run	9 (2 <sup>nd</sup> 2:43)	8 (1 <sup>st</sup> 17:40)
Lead Changes	16	
Times Tied	8	
Time with Lead	07:25	27:57

	TCU	FLA
Points from Turnovers	22	12
Paint	44	34
Second Chance	10	19
Fast Breaks	23	13
Bench	31	22

	TCU	FLA
Period by Period Scoring		
1st	39	45
2nd	45	84
3rd	36	80



Official Basketball Box Score - Final

## Providence at Florida

11/28/25 Jenny Craig Pavilion, San Diego  
2025 Rasy Children's Invitational Third Place Game

Game Time: 12:00 PM

Game Duration: 2:11

Officials: Michael Greenstein, Brooks Wells, Chris Pasci

### Providence - 78

Record: 4-4

NO. Name	Min	FG M-A	3P M-A	FT M-A	Rebounds OR DR TOT	Fouls PF FD	TP	AS	TO	ST	Blocks BS BA	+/-
13 Cole Hargrove	F 12:05	1-2	0-0	0-0	0 1 1	5 0	2	0	0	0	0 1	-8
2 Jaylin Sellers	G 22:30	5-8	3-3	1-2	1 4 5	3 4	14	0	0	1	0 0	-23
7 Stefan Vaaks	G 32:18	4-10	2-6	0-1	1 3 4	0 1	10	1	3	1	0 0	5
11 Ryan Mela	G 29:03	5-11	0-1	7-8	3 5 8	3 7	17	3	1	2	0 2	-13
14 Corey Floyd, Jr.	G 30:29	5-10	0-2	2-3	1 3 4	0 2	12	1	1	0	0 0	-4
1 Jason Edwards	24:55	4-13	1-3	4-4	0 2 2	2 13	2	1	0	0 0	1	-15
5 Jamier Jones	13:20	0-1	0-0	5-6	0 1 1	5 3	5	1	2	0	0 0	-7
55 Oswin Erhunmwunse	12:30	1-3	0-0	0-0	0 1 1	5 1	2	0	2	0	0 0	-8
4 Jaylen Harrell	06:19	0-1	0-1	0-0	0 0 0	0 0	0	1	0	0	0 0	5
17 Peteris Pinnis	15:25	1-1	0-0	1-2	0 6 6	2 1	3	0	0	1	0 0	4
20 Nilavan Daniels	01:06	0-0	0-0	0-0	0 1 1	0 0	0	1	0	0	0 0	4
Team					3 1 4	0 0						
Totals		26-60	6-16	20-26	9 28 37	25 21	78	10	10	5	0 4	-12

Major Fouls: NONE

Shooting By Period		
1 <sup>st</sup> FG%	14-33	42.4%
3PT%	3-12	25.0%
FT%	8-10	80%
2 <sup>nd</sup> FG%	12-27	44.4%
3PT%	3-4	75.0%
FT%	12-16	75%
GM FG%	26-60	43.3%
3PT%	6-16	37.5%
FT%	20-26	76.9%

Dead Ball Rebounds: 2, 0



Official Basketball Box Score - Final

## Florida at Duke

12/02/25 Cameron Indoor Stadium, Durham  
2025-26 Men's Basketball

Game Time: 7:30 PM

Game Duration: 2:18

Attendance: 9,314

Officials: Roger Ayers, Brian O'Connell, Tony Chiazza

### Florida - 66

Record: 5-3

NO. Name	Min	FG M-A	3P M-A	FT M-A	Rebounds OR DR TOT	Fouls PF FD	TP	AS	TO	ST	Blocks BS BA	+/-
10 Thomas Haugh	F 33:35	9-15	2-5	4-4	2 4 6	3 4	24	1	2	1	1 2	-1
21 Alex Condon	F 37:21	4-11	0-3	4-6	6 4 10	3 6	12	0	2	0	0 2	1
9 Rueben Chinyelu	C 28:01	2-4	0-0	0-0	4 10 14	3 0	4	0	1	0	0 0	0
0 Boogie Fland	G 28:39	7-16	2-7	0-0	1 0 1	3 1	16	0	4	3	0 2	6
1 Xalvian Lee	G 25:40	1-10	1-6	1-2	0 4 4	0 2	4	1	1	1	0 0	-2
7 Micah Handlogten	14:38	0-2	0-0	0-0	1 1 2	2 0	0	0	2	0	1 1	-3
3 Urban Klavzar	26:06	2-9	2-7	0-0	1 0 1	1 2	6	2	0	2	0 3	-6
Team					5 1 6	0 0						
Totals		25-67	7-28	9-12	20 24 44	16 14	66	4	13	7	2 11	-1

Major Fouls: Haugh (TF) 2<sup>nd</sup> 5:51

Shooting By Period		
1 <sup>st</sup> FG%	10-35	28.6%
3PT%	3-16	18.8%
FT%	1-2	50%
2 <sup>nd</sup> FG%	15-32	46.9%
3PT%	4-12	33.3%
FT%	8-10	80%
GM FG%	25-67	37.3%
3PT%	7-28	25.0%
FT%	9-12	75.0%

Dead Ball Rebounds: 2, 0

### Duke - 67

Record: 9-0

NO. Name		Min	FG M-A	3P M-A	FT M-A	Rebounds OR DR TOT	Fouls PF FD	TP	AS	TO	ST	Blocks BS BA	+/-
12 Cameron Boozier	F	35:38	10-21	3-9	6-7	3 3 6	2 7	29	2	2	1	0	1
21 Patrick Nsongba	C	33:51	4-6	2-3	1-2	2 3 5	2 3	11	5	2	0	5	0
1 Caleb Foster	G	33:55	2-7	1-4	1-3	1 4 5	3 2	6	2	1	1	0	4
3 Isaiah Evans	G	28:36	5-14	1-8	2-3	0 1 1	0 2	13	1	2	0	5	-9
14 Nikolas Khamenia	G	12:25	0-2	0-1	0-0	1 1 2	1 0	0	1	2	0	0	-9
7 Dame Sarr		17:28	0-1	0-1	0-0	0 2 2	0 0	0	0	2	0	0	12
6 Malik Brown		19:04	3-4	0-0	0-0	2 4 6	3 0	6	0	0	2	1	-7
2 Cayden Boozier		09:36	1-1	0-0	0-1	0 0 0	1 1	2	2	2	0	0	4
8 Darren Harris		09:27	0-0	0-0	0-0	2 1 3	1 0	0	0	1	1	0	5
Team						0 3 3	0 0						
Totals			25-56	7-26	10-16	11 22 33	14 15	67	13	12	7	11	2 1

Major Fouls: Brown (F1) 2<sup>nd</sup> 13:06

	FLA	DUKE
Biggest lead	2 (1 <sup>st</sup> 19:42)	15 (1 <sup>st</sup> 1:04)
Best Scoring Run	9 (2 <sup>nd</sup> 16:20)	9 (1 <sup>st</sup> 5:00)
Lead Changes	9	
Times Tied	5	
Time with Lead	01:44	34:46

	FLA	DUKE
Points from Turnovers	11	12
Paint	32	34
Second Chance	15	8
Fast Breaks	7	4
Bench	6	8

</
----

# 2025-26 Box Scores



Official Basketball Box Score - Final  
**Florida at UConn**  
12/09/25 Madison Square Garden, New York  
2025-26 Men's Basketball

Game Time: 9:00 PM  
Game Duration: 2:09  
Attendance: 19,694

Officials: Doug Shows, James Breeding, Marquis Pettigrew

Florida - 73

Record: 5-4

NO. Name		Min	FG M-A	3P M-A	FT M-A	Rebounds OR DR TOT	Fouls PF FD	TP	AS	TO	ST	Blocks BS BA	+/-	
10 Thomas Haugh	F	37:23	7-12	3-5	1-1	1 1 2	4 2	18	1	4	0	1	0	
21 Alex Condon	F	35:55	5-11	0-1	4-5	4 5 9	2 5	14	4	1	0	3	-9	
9 Rueben Chinyelu	C	26:11	4-8	0-0	0-4	4 7 11	3 3	8	0	1	1	2	0	
0 Boogie Fland	G	22:23	2-5	0-2	4-4	0 1 1	5 3	8	1	1	0	0	0	
1 Xaivian Lee	G	37:38	5-14	1-7	8-9	0 6 6	2 5	19	5	0	2	0	-2	
3 Micah Handlogten		13:17	1-5	0-0	0-0	3 3 6	1 0	2	0	1	0	0	1	
7 Urban Klavzar		17:33	1-3	0-0	1-2	0 0 0	2 1	3	2	0	0	0	-3	
11 CJ Ingram II		09:40	0-1	0-0	1-2	1 0 1	0 1	1	1	1	0	1	0	
Team						3 1 4	0 0	0	3					
Totals			25-59	4-15	19-27	16 24 40	19 20	73	14	12	3	7	3	-4

Major Fouls: NONE

Shooting By Period		
1 <sup>st</sup> FG%	9-30	30.0%
3PT%	2-8	25.0%
FT%	12-18	66.7%
2 <sup>nd</sup> FG%	16-29	55.2%
3PT%	2-7	28.6%
FT%	7-9	77.8%
GM FG%	25-59	42.4%
3PT%	4-15	26.7%
FT%	19-27	70.4%

Dead Ball Rebounds: 5, 0

UConn - 77

Record: 9-1

NO. Name	Min	FG M-A	3P M-A	FT M-A	Rebounds OR DR TOT	Fouls PF FD	TP	AS	TO	ST	Blocks BS BA	+/-	
3 Jaylin Stewart	F 22:36	2-4	1-2	2-3	2 2 4	0 1	7	1	0	0	1	0	6
5 Tarris Reed Jr.	F 23:53	5-10	0-0	2-2	0 5 5	4 5	12	2	2	1	0	3	13
11 Alex Karaban	F 38:39	5-8	3-5	0-0	0 2 2	1 1	13	1	0	1	2	1	10
1 Solo Ball	G 33:39	6-14	3-8	4-6	0 1 1	3 4	19	2	2	0	0	1	5
2 Silas Demary Jr.	G 20:11	2-5	0-1	2-3	0 3 3	2 4	6	1	1	1	0	1	-12
12 Eric Reibe	15:22	4-6	1-1	0-0	0 2 2	2 1	9	0	1	0	0	0	-8
23 Jayden Ross	12:03	0-1	0-0	0-0	0 2 2	1 0	0	0	1	0	0	0	-9
24 Braylon Mullins	11:07	3-5	0-1	0-0	0 1 1	5 1	6	2	0	0	0	0	-1
0 Malachi Smith	22:29	2-5	0-0	1-2	1 2 3	2 2	5	9	1	0	0	1	16
Team					4 1 5	0 0	0	0	1				
Totals		29-58	8-18	11-16	7 21 28	20 19	77	18	9	3	3	7	4

Major Fouls: NONE

Shooting By Period		
1 <sup>st</sup> FG%	16-27	59.3%
3PT%	5-10	50.0%
FT%	2-4	50%
2 <sup>nd</sup> FG%	13-31	41.9%
3PT%	3-8	37.5%
FT%	9-12	75%
GM FG%	29-58	50.0%
3PT%	8-18	44.4%
FT%	11-16	68.8%

Dead Ball Rebounds: 3, 0

UF		UCONN		Points from		UF		UCONN		Period by Period Scoring			
7 (1 <sup>st</sup> 10:53)		10 (1 <sup>st</sup> 2:24)		Turnovers		8		17					
Best Scoring Run		12 (1 <sup>st</sup> 10:53)		8 (1 <sup>st</sup> 7:24)		Paint		38		34		TOT	
Lead Changes		8		Second Chance		6		7		UF		32 41 73	
Times Tied		4		Fast Breaks		14		7		UConn		39 38 77	
Time with Lead		07:35		29:16		Bench		6		20			



Official Basketball Box Score - Final  
**George Washington at Florida**  
12/13/25 Amerant Bank Arena, Sunrise  
2025-26 Men's Basketball

Game Time: 2:30 PM  
Game Duration: 2:09  
Attendance: 11,767

Officials: Byron Jarrett, Bharat Ramanan, Chase Shaw

George Washington - 70

Record: 8-4

NO.	Name		Min	FG M-A	3P M-A	FT M-A	Rebounds OR DR TOT	Fouls PF FD	TP	AS	TO	ST	Blocks BS BA	+/-	
24	Tyrone Marshall	F	29:34	6-8	2-2	0-2	2 5 7	3 3 1	12	2	2	3	0	2	0
30	Rafael Castro	C	25:34	6-9	0-0	0-4	2 2 4	3 3 1	14	3	2	3	0	0	-2
0	Trey Autry	G	25:01	4-8	2-4	5-7	1 4 5	4 3 1	15	2	2	2	0	1	-1
2	Christian Jones	G	20:18	2-5	0-0	1-2	1 0 1	3 2 5	5	0	4	0	0	0	-9
11	Bubu Benjamin	G	33:05	1-7	1-5	0-0	0 3 3	1 1 3	3	2	0	0	0	0	-3
3	Tre Dinkins		16:13	1-5	1-4	0-0	0 1 1	1 1 3	1	0	0	0	0	0	-13
7	Jean Aranguren		18:28	4-7	2-2	1-4	2 1 3	3 3 1	3	2	0	0	0	0	3
9	Garrett Johnson		16:30	2-9	1-6	0-0	0 2 2	2 0 5	0	0	0	0	0	0	-20
33	Luke Hunger		14:26	1-7	0-3	0-0	0 3 3	4 0 2	0	0	0	0	0	2	-6
5	Ty Bevins		00:53	0-0	0-0	0-0	1 0 1	0 0 0	0	0	0	0	0	0	1

Major Fouls: NONE

Florida - 80

Record: 6-4

NO. Name		Min	FG M-A	3P M-A	FT M-A	Rebounds OR DR TOT	Fouls PF FD	TP	AS	TO	ST	Blocks BS BA	+/-
10 Thomas Haugh	F	35:37	8-15	2-7	1-2	2 5 7	0 2	19	1	1	0	0	14
21 Alex Condon	F	32:41	2-4	0-2	1-6	2 7 9	2 5	5	7	3	1	1	15
9 Rueben Chinyelu	C	25:29	3-4	0-1	2-5	1 5 6	3 4	8	0	1	4	1	14
0 Boogie Fland	G	30:14	4-10	0-5	4-6	0 2 2	3 4	12	5	2	2	0	9
1 Xaivian Lee	G	35:29	6-10	4-7	8-10	2 4 6	0 6	24	4	3	2	0	17
3 Micah Handlogten		14:31	3-4	0-0	0-0	0 1 1	2 0	6	0	2	0	3	0
7 Urban Klavzar		16:01	0-5	0-4	2-2	0 1 1	1 2	2	1	0	0	0	-6
11 CJ Ingram II		06:17	0-1	0-1	0-0	0 1 1	2 0	0	1	0	0	0	-8
20 Isaiah Brown		03:41	1-1	0-0	2-2	1 2 3	1 1	4	0	0	0	0	-1
Team						4 3 7	0 0	0		1			
Totals			27-54	6-27	20-33	12 31 43	14 24	80	19	13	9	5	10

Major Fouls: NONE

GW		UF		Points from		GW		UF		Period by Period Scoring			
3 (1 <sup>st</sup> 6:18)		20 (2 <sup>nd</sup> 12:30)		Turnovers		13		15					
Best Scoring Run		9 (2 <sup>nd</sup> 10:28)		11 (2 <sup>nd</sup> 17:25)		Paint		32		36		TOT	
Lead Changes		4		Second Chance		11		9		GW		27 43 70	
Times Tied		0		Fast Breaks		4		18		UF		30 50 80	
Time with Lead		02:20		36:50		Bench		21		12			



Official Basketball Box Score - Final  
**Saint Francis at Florida**  
12/17/25 Exactech Arena at Stephen C. O'Connell Center, Gainesville  
2025-26 Men's Basketball

Game Time: 6:30 PM  
Game Duration: 1:54  
Attendance: 9,023

Officials: Bart Lenox, Patrick Evans, Shaun Seales

Saint Francis - 61

Record: 2-10

NO. Name	Min	FG M-A	3P M-A	FT M-A	Rebounds OR DR TOT	Fouls PF FD	TP	AS	TO	ST	Blocks BS BA	+/-	
4 Ralph Martino Jr.	F 36:51	3-5	0-1	1-2	0 1 1	1 2	7	0	0	0	0	0	-37
21 Gestrin Liberis	F 23:22	0-3	0-0	0-0	2 1 3	4 1	0	1	0	0	0	0	-21
2 Zion Russell	G 31:18	3-10	0-2	4-5	0 5 5	1 5	10	3	4	2	0	2	-26
8 Skylar Wicks	G 32:39	9-22	2-6	2-2	1 2 3	4 4	22	0	2	3	0	1	-40
15 Victor Payne	G 11:25	0-1	0-1	1-2	1 0 1	3 1	1	0	1	0	0	0	-16
7 Paris Papadatos	18:42	4-8	1-3	0-0	0 0 0	1 0	9	0	2	0	0	0	-19
20 Cameron Tweedy	20:54	4-6	0-1	0-0	2 2 4	1 0	8	0	0	2	0	0	-24
55 Ahmad Harrison	18:09	2-8	0-1	0-0	1 0 1	4 0	4	1	0	3	0	2	-21
3 Brandon Russell	03:55	0-0	0-0	0-0	0 0 0	1 0	0	1	0	0	0	0	0
1 KJ Swain	02:45	0-0	0-0	0-0	0 0 0	0 0	0	0	0	0	0	0	-1
Team					1 0 1	0 0	0		3				
Totals		25-63	3-16	8-11	8 11 19	20 13	61	6	12	10	0	5	-41

Major Fouls: Russell (F) 2<sup>nd</sup> 15:20

Florida - 102

Record: 7-4

NO. Name	Min	FG M-A	3P M-A	FT M-A	Rebounds OR DR TOT	Fouls PF FD	TP	AS	TO	ST	Blocks BS BA	+/-
10 Thomas Haugh	F 24:34	1-5	1-4	2-2	1 2 3	0 1	5	4	2	0	0	30
21 Alex Condon	F 24:40	5-7	0-2	4-4	0 7 7	2 2	14	5	2	0	3	30
9 Rueben Chinyelu	C 20:25	5-5	0-0	0-0	4 7 11	1 3	12	0	0	1	1	35
0 Boogie Fland	G 23:21	4-7	1-2	2-2	0 1 1	0 12	11	4	1	1	0	26
1 Xaivian Lee	G 22:52	7-9	2-4	2-2	0 4 4	2 2	18	2	2	1	0	34
3 Micah Handlogten	17:04	4-4	0-0	2-2	4 4 8	1 2	10	1	1	0	0	10
7 Urban Klavzar	22:46	3-7	2-5	3-4	1 1 2	0 5	11	2	4	0	1	16
20 Isaiah Brown	15:03	3-6	1-4	2-4	1 0 1	2 2	9	1	1	0	0	17
11 CJ Ingram II	12:15	1-3	1-2	0-0	1 0 1	3 0	3	1	0	0	0	12
4 Alex Lloyd	07:17	0-2	0-2	0-0	1 0 1	1 0	0	0	3	0	0	-3
12 Viktor Mikic	04:12	1-2	1-1	1-2	1 0 1	0 1	4	0	0	0	0	-2
8 Alex Kovatchev	03:45	1-1	1-1	0-0	0 1 1	0 0	3	1	0	0	0	2
32 Olivier Rioux	01:46	1-1	0-0	0-0	0 0 0	1 0	2	0	0	0	0	-2
Team					0 3 3	0	0					
Totals		36-59	10-27	20-24	13 31 44	13 20	102	21	15	4	5	41

Major Fouls: NONE

SFU		FLA		Points from		SFU		FLA		Period by Period Scoring			
0 (1 <sup>st</sup> 20:00)		46 (2 <sup>nd</sup> 2:05)		Turnovers		11		14					
Best Scoring Run		5 (2 <sup>nd</sup> 3:45)		8 (1 <sup>st</sup> 15:08)		Paint		30		52		TOT	
Lead Changes		0		Second Chance		5		17		SFU		23 38 61	
Times Tied		0		Fast Breaks		9		15		FLA		47 55 102	
Time with Lead		00:00		38:59		Bench		21		42			



Official Basketball Box Score - Final  
**Colgate at Florida**  
12/21/25 Exactech Arena at Stephen C. O'Connell Center, Gainesville  
2025-26 Men's Basketball

Game Time: 12:00 PM  
Game Duration: 1:44  
Attendance: 10,189

Officials: Rob Roke, Landon Brandes, Devyn Page

Colgate - 60



# 2025-26 Box Scores



Official Basketball Box Score - Final  
**Dartmouth at Florida**  
12/29/25 Exactech Arena at Stephen C. O'Connell Center, Gainesville  
2025-26 Men's Basketball

Game Time: 6:00 PM  
Game Duration: 2:02  
Attendance: 10,917

Officials: K.B. Burdett Jr., Ron Groover, Anthony Eades

Dartmouth - 72

Record: 5-7

NO.	Name	Min	FG		3P		FT		Rebounds		Fouls		TP	AS	TO	ST	Blocks		+/-	
			M-A	P-A	M-A	P-A	OR	DR	PF	FD	BS	BA								
21	Brandon Mitchell-Day	F 26:36	3-6	1-2	0-0	0	0	9	9	4	2	7	3	4	0	0	1	0	-19	
22	Jayden Williams	F 20:45	2-7	1-4	1-3	0	0	1	1	5	1	6	0	3	2	0	0	0	-16	
33	Jackson Munro	F 21:39	6-9	3-5	0-0	0	0	0	0	3	0	15	1	0	0	0	1	0	-20	
2	Kareem Thomas	G 24:14	4-12	1-3	6-7	1	1	2	3	5	15	0	0	0	0	0	1	0	-26	
30	Connor Amundsen	G 27:55	1-10	0-2	2-2	0	0	1	1	3	2	4	7	1	0	0	0	1	-15	
5	Cameron McNamee	26:52	6-9	4-5	0-0	0	0	5	5	2	0	16	1	0	2	0	1	0	-11	
23	Niko Abusara	14:37	1-2	0-0	0-0	0	0	0	0	4	2	1	0	1	2	0	1	0	-11	
7	Patrick Tivnan Jr.	07:30	0-1	0-1	0-0	0	0	0	0	0	0	0	0	0	0	0	0	0	-4	
11	Cameron Hiatt	25:14	2-5	2-5	0-0	0	0	0	0	1	1	6	2	0	2	0	0	0	0	
44	Shanon Simango	02:19	0-0	0-0	1-2	1	1	2	0	2	1	0	0	0	0	0	0	0	3	
50	Tyler Garrett	02:19	0-1	0-0	0-0	0	0	0	0	0	0	0	0	0	0	0	0	1	3	
Team																				
Totals			25-62	12-27	10-14	3	21	24	25	14	72	14	10	8	0	7	22			

Major Fouls: Williams (F1) 1<sup>st</sup> 18:02

Shooting By Period		
1 <sup>st</sup> FG%	9-30	30.0%
3PT%	4-12	33.3%
FT%	5-7	71.4%
2 <sup>nd</sup> FG%	16-32	50.0%
3PT%	8-15	53.3%
FT%	5-7	71.4%
GM FG%	25-62	40.3%
3PT%	12-27	44.4%
FT%	10-14	71.4%
Dead Ball Rebounds: 3, 0		



Official Basketball Box Score - Final  
**Florida at Missouri**  
01/03/26 Mizzou Arena, Columbia  
2025-26 Men's Basketball

Game Time: 7:31 PM  
Game Duration: 2:34  
Attendance: 12,746

Officials: Don Dally, Owen Shortt, Anthony Jordan

Florida - 74

Record: 9-5 (0-1)

NO.	Name	Min	FG	3P	FT	Rebounds		Fouls		TP	AS	TO	ST	Blocks		BS	+/-
			M	A	M	A	OR	DR	PF	FD					B	A	
10	Thomas Haugh	F 38:34	9-20	2-6	4-5	2	5	7	4	3	24	1	0	0	2	3	-3
21	Alex Condon	F 30:00	3-8	1-4	7-10	0	5	5	4	6	14	6	2	0	0	0	0
9	Rueben Chinyelu	C 29:38	3-4	0-0	2-2	2	6	8	4	3	8	2	1	0	1	0	-6
0	Boogie Fland	G 33:58	2-10	0-6	2-2	1	0	1	2	3	6	7	1	0	0	0	3
1	Xaivian Lee	G 36:05	4-10	3-7	0-0	1	1	2	2	2	11	1	1	0	0	1	-3
3	Micah Handlogten	11:47	2-4	0-0	0-1	4	2	6	2	1	4	0	1	1	2	0	6
7	Urban Klavzar	09:56	2-4	1-3	0-0	1	0	1	2	1	5	0	2	1	0	0	0
20	Isaiah Brown	09:42	1-3	0-1	0-0	1	2	3	2	0	2	0	0	1	1	0	-4
11	CJ Ingram II	00:20	0-0	0-0	0-0	0	0	0	0	0	0	0	0	0	0	0	-3
Team																	
Totals			26-63	7-27	15-20	13	24	37	22	19	74	17	8	3	4	3	-2

Major Fouls: NONE

Shooting By Period		
1 <sup>st</sup> FG%	13-31	41.9%
3PT%	5-12	41.7%
FT%	8-11	72.7%
2 <sup>nd</sup> FG%	13-32	40.6%
3PT%	2-15	13.3%
FT%	7-9	77.8%
GM FG%	26-63	41.3%
3PT%	7-27	25.9%
FT%	15-20	75.0%
Dead Ball Rebounds: 3, 0		

Missouri - 76

Record: 11-3 (1-0)

NO.	Name		Min	FG M-A	3P M-A	FT M-A	OR Reb	DR TOT	Fouls PF	TP	AS	TO	ST	Blocks BS	+/-			
25	Mark Mitchell	F	35:27	5-14	1-3	3-5	1	0	1	3	4	14	3	1	0	2	11	
15	Shawn Phillips Jr.	C	19:24	1-3	0-0	2-5	0	3	3	2	4	4	1	2	0	0	-5	
0	Anthony Robinson II	G	34:56	8-14	2-5	1-2	2	6	8	2	4	19	5	1	2	0	1	
17	Jayden Stone	G	28:18	3-8	2-6	1-4	0	6	6	3	3	9	2	0	1	0	7	
35	Jacob Crews	G	29:13	2-3	0-1	9-10	3	1	4	2	6	13	0	0	0	0	1	
11	Trent Pierce		19:15	3-5	2-4	2-4	1	4	5	1	2	10	0	0	1	0	-6	
45	Luke Northweather		07:14	0-1	0-1	0-0	1	0	1	3	0	0	0	1	0	1	6	
5	T.O. Barrett		07:57	2-4	0-0	0-0	1	0	1	0	0	4	0	1	0	2	-5	
12	Sebastian Mack		06:22	0-0	0-0	0-0	0	0	0	1	0	0	1	0	0	0	-8	
24	Nicholas Randall		06:14	0-1	0-0	0-0	1	1	2	0	0	0	0	0	0	1	4	
7	Trent Burns		05:40	1-2	1-2	0-0	0	0	0	0	0	3	0	0	0	0	-3	
Team							1	5	6	0	0	0	0	3				
Totals				25-55	8-22	18-30	11	26	37	19	22	76	11	10	4	3	4	2

Major Fouls: NONE

Gators		Mizzou		Points from		Gators	Mizzou	Period by Period Scoring			
Biggest lead	8 (1 <sup>st</sup> 12:49)		10 (2 <sup>nd</sup> 12:40)		Turnovers	11	9	1st		2nd	TOT
Best Scoring Run	9 (2 <sup>nd</sup> 3:37)		9 (2 <sup>nd</sup> 18:26)		Paint	36	32	Gators 39 35 74			
Lead Changes	4				Second Chance	10	9	Mizzou 39 37 76			
Times Tied	2				Fast Breaks	9	11				
Time with Lead	18:15		19:03		Bench	11	17				



Official Basketball Box Score - Final  
**Georgia at Florida**  
01/06/26 Exactech Arena at Stephen C. O'Connell Center, Gainesville  
2025-26 Men's Basketball

Game Time: 7:00 PM  
Game Duration: 2:08  
Attendance: 9,563

Officials: Pat Adams, Jeb Hartness, Olands Poole

Georgia - 77

Record: 13-2 (1-1)

NO.	Name	Min	FG M-A	3P M-A	FT M-A	Reb OR DR TOT	Fouls PF FD	TP	AS	TO	ST	Blocks BS BA	+/-				
6	Karon Catchings	F 27:10	5-11	2-6	0-0	2	4	4	0	12	0	3	0	1	-7		
2	Somto Cyril	C 07:08	1-2	0-0	0-0	2	1	3	2	0	0	1	0	1	0		
0	Blue Cain	G 29:57	3-9	0-4	2-2	0	4	4	3	8	2	0	2	1	0		
3	Jordan Ross	G 28:50	4-6	0-1	5-10	1	1	2	2	7	13	1	0	0	-16		
5	Jeremiah Wilkinson	G 19:27	1-9	0-2	0-0	0	1	1	2	0	1	1	0	1	-18		
4	Marcus Millender	27:33	7-11	2-3	2-3	0	3	3	1	4	18	1	1	2	0	2	
11	Dylan James	19:54	6-10	0-1	4-5	2	4	6	2	3	16	1	0	1	1	-10	
7	Justin Bailey	06:48	0-4	0-2	0-0	0	0	0	0	1	0	0	0	0	1	3	
25	Justin Abson	18:30	1-4	0-0	0-0	2	4	6	0	0	2	0	2	0	4	-5	
1	Kareem Slagg	07:05	1-4	0-0	0-0	1	0	1	0	0	2	0	1	0	0	-9	
21	Jake Wilkins	07:38	0-0	0-0	2-3	0	1	1	0	1	2	0	0	0	0	0	
Team						1			2			0			0		
Totals			29-70	4-19	15-23	11	24	35	17	17	77	6	9	6	7	10	-15

Major Fouls: Cyril (F2) 1<sup>st</sup> 10:14

Shooting By Period		
1 <sup>st</sup> FG%	17-35	48.6%
3PT%	1-5	20.0%
FT%	5-8	62.5%
2 <sup>nd</sup> FG%	12-35	34.3%
3PT%	3-14	21.4%
FT%	10-15	66.7%
GM FG%	29-70	41.4%
3PT%	4-19	21.1%
FT%	15-23	65.2%
Dead Ball Rebounds: 4, 0		



Official Basketball Box Score - Final  
**Tennessee at Florida**  
01/10/26 Exactech Arena at Stephen C. O'Connell Center, Gainesville  
2025-26 Men's Basketball

# 2025-26 Box Scores



Official Basketball Box Score - Final  
**Florida at Oklahoma**  
01/13/26 Lloyd Noble Center, Norman, Okla.  
2025-26 Men's Basketball

Game Time: 8:00 PM  
Game Duration: 2:00  
Attendance: 5,866

Officials: Don Daly, Steven Anderson, Lee Cassel

Record: 12-5 (3-1)														
NO.	Name	Min	FG M-A	3P M-A	FT M-A	Rebounds OR DR TOT	Fouls PF FD	TP	AS	TO	ST	Blocks BS BA	+/-	
10	Thomas Haugh	F 34:30	8-13	3-5	2-3	3 4 7	3 4 2	21	0	1	2	0	1	17
21	Alex Condon	F 33:02	5-10	0-1	0-2	2 4 6	4 1 10	6	2	2	2	1	20	
9	Rueben Chinyelu	C 26:46	7-11	0-0	5-5	6 6 12	2 5 19	0	1	0	1	0	22	
0	Boogie Fland	G 32:59	7-16	1-5	0-1	1 4 5	1 1 15	7	1	2	0	0	17	
1	Xaivian Lee	G 19:18	2-8	0-6	0-0	0 2 2	3 0 4	3	1	2	0	0	10	
7	Urban Klavzar	27:11	4-6	1-3	4-4	0 1 1	2 2 13	1	1	1	0	0	9	
3	Micah Handlogten	11:21	3-4	0-0	0-0	5 3 8	0 2 6	2	0	0	2	0	3	
20	Isaiah Brown	10:35	1-2	0-1	2-2	0 0 0	1 1 4	1	0	0	0	0	-1	
4	Alex Lloyd	01:53	0-0	0-0	0-0	0 0 0	1 0 0	0	0	0	0	0	-2	
11	CJ Ingram II	01:53	1-1	1-1	1-2	0 0 0	0 1 4	0	0	0	0	0	-2	
12	Viktor Mikic	00:32	0-0	0-0	0-0	0 0 0	1 0 0	0	0	0	0	0	-2	
Team						0 2 2	0 0	0	0	0	0	0		
Totals			38-71	6-22	14-19	17 26 43	18 17 96	20	7	9	5	2	17	

Record: 11-6 (1-3)														
NO.	Name	Min	FG M-A	3P M-A	FT M-A	Rebounds OR DR TOT	Fouls PF FD	TP	AS	TO	ST	Blocks BS BA	+/-	
5	Mohamed Wague	F 24:47	2-5	0-0	0-3	5 2 7	3 2 4	1	1	1	1	1	-18	
13	Tae Davis	F 34:58	7-15	0-0	3-5	4 4 8	0 3 17	4	1	1	0	2	-10	
35	Derion Reid	F 17:51	1-4	0-1	2-2	2 1 3	0 1 4	0	1	0	0	0	-16	
1	Xzayvier Brown	G 36:49	7-13	3-5	7-8	0 1 1	3 5 24	1	3	0	0	0	-23	
9	Nijel Pack	G 21:00	2-8	1-2	0-0	0 1 1	3 1 5	2	1	0	1	1	-15	
8	Kai Rogers	08:00	0-1	0-0	0-0	0 1 1	2 0 0	0	0	1	0	0	-2	
7	Dayton Forsythe	16:44	1-5	0-0	0-0	0 0 0	1 1 2	3	1	0	0	0	-5	
12	Jadon Jones	07:52	0-2	0-1	0-0	0 2 2	0 1 0	0	0	0	0	0	1	
22	Kuol Atak	04:28	0-0	0-0	0-0	0 1 1	0 0 0	0	0	0	0	0	4	
3	Jeff Nwankwo	09:36	2-3	2-3	0-0	0 0 0	2 0 6	0	1	0	0	0	-4	
15	Kiril Elatontsev	17:34	4-4	4-4	5-6	0 4 4	3 4 17	2	0	1	0	0	2	
55	Reid Lovelace	00:22	0-0	0-0	0-0	0 0 0	0 0 0	0	0	0	0	0	1	
Team						0 3 3	0 0	0	1					
Totals			26-60	10-16	17-24	11 20 31	17 18 79	13	11	3	2	5	-17	

Major Fouls: NONE

UF		OU		Points from		Turnovers		1st		2nd		TOT	
Biggest lead	29 (2 <sup>nd</sup> 15:20)	2	(1 <sup>st</sup> 16:35)	Turnovers	13	10							
Best Scoring Run	10 (1 <sup>st</sup> 4:37)	8	(2 <sup>nd</sup> 9:27)	Paint	60	22							
Lead Changes	2			Second Chance	22	12							
Times Tied	2			Fast Breaks	15	10							
Time with Lead	38:17	00:14		Bench	27	25							

Shooting By Period	
1 <sup>st</sup> FG%	9-31 29.0%
3PT%	2-4 50.0%
FT%	4-5 80%
2 <sup>nd</sup> FG%	17-29 58.6%
3PT%	13-12 66.7%
FT%	9-19 68.4%
GM FG%	26-60 43.3%
3PT%	10-16 62.5%
FT%	17-24 70.8%
Dead Ball Rebounds: 4, 0	



Official Basketball Box Score - Final  
**Florida at Vanderbilt**  
01/17/26 Memorial Gymnasium, Nashville, Tenn.  
10 Vanderbilt vs. 19 Florida

Game Time: 1:00 PM  
Game Duration: 2:36  
Attendance: 14,316

Officials: Doug Shows, Courtney Green, Will Howard

Record: 13-5 (4-1)														
NO.	Name	Min	FG M-A	3P M-A	FT M-A	Rebounds OR DR TOT	Fouls PF FD	TP	AS	TO	ST	Blocks BS BA	+/-	
10	Thomas Haugh	F 34:58	6-11	2-5	4-4	2 6 8	3 4 18	2	2	0	0	0	13	
21	Alex Condon	F 28:36	4-11	1-3	7-9	1 7 8	4 6 16	1	2	0	1	3	-6	
9	Rueben Chinyelu	C 30:47	7-9	0-0	6-6	5 5 10	1 3 20	3	4	0	3	0	12	
33	Boogie Fland	G 32:36	3-7	0-2	1-3	0 0 0	2 4 7	3	1	1	0	1	-3	
99	Xaivian Lee	G 32:44	8-13	3-7	1-2	0 6 6	4 1 20	2	0	0	0	1	10	
7	Urban Klavzar	14:42	1-4	1-4	0-0	0 0 0	0 0 3	1	0	0	0	0	2	
34	Micah Handlogten	05:30	0-0	0-0	0-0	0 0 0	2 0 0	0	1	0	0	0	-11	
20	Isaiah Brown	20:08	3-6	2-3	6-6	1 3 4	1 3 14	1	0	1	0	0	3	
Team						4 0 4	0 0	0	0	0	0	0		
Totals			32-61	9-24	25-30	13 27 40	17 21 98	13	10	2	5	5	4	

Major Fouls: Condon (F1) 2<sup>nd</sup> 18:10

Record: 16-2 (3-2)														
NO.	Name	Min	FG M-A	3P M-A	FT M-A	Rebounds OR DR TOT	Fouls PF FD	TP	AS	TO	ST	Blocks BS BA	+/-	
5	Tyler Nickel	F 29:13	5-10	2-5	2-2	0 2 2	2 1 14	1	0	0	3	0	-13	
10	AK Okereke	F 29:50	4-7	1-3	6-6	1 1 2	4 5 15	1	2	1	0	0	-10	
99	Devin McClockton	F 21:00	3-5	1-3	0-0	1 0 1	4 0 7	0	0	0	1	0	-5	
2	Duke Miles	G 32:13	5-15	1-5	4-4	1 5 6	5 5 15	4	1	0	0	2	-1	
3	Tyler Tanner	G 36:35	7-14	2-4	4-4	0 3 3	3 3 20	5	1	1	1	2	-4	
13	Jalen Washington	29:15	6-10	0-1	2-4	2 3 5	2 2 14	1	0	1	0	1	6	
8	Tyler Harris	20:22	3-4	1-1	2-2	1 2 3	1 1 9	1	0	0	0	0	11	
0	Mike James	01:32	0-0	0-0	0-0	0 0 0	0 0 0	0	0	0	0	0	-3	
7	Chandler Bing	00:02	0-0	0-0	0-0	0 0 0	0 0 0	0	0	0	0	0	-1	
Team						0 4 4	0 0	0	0	0	0	0		
Totals			33-65	8-22	20-22	6 20 26	21 17 94	13	4	3	5	5	-4	

Major Fouls: McClockton (F1) 2<sup>nd</sup> 18:52

UF		Vandy		Points from		Turnovers		1st		2nd		TOT	
Biggest lead	11 (1 <sup>st</sup> 9:13)	5	(2 <sup>nd</sup> 19:14)	Turnovers	7	12							
Best Scoring Run	13 (1 <sup>st</sup> 10:26)	9	(2 <sup>nd</sup> 13:29)	Paint	40	36							
Lead Changes	17			Second Chance	22	8							
Times Tied	14			Fast Breaks	4	2							
Time with Lead	24:05	09:48		Bench	17	23							



Official Basketball Box Score - Final  
**LSU at Florida**  
01/20/26 Exactech Arena at Stephen C. O'Connell Center, Gainesville  
2025-26 Men's Basketball

Game Time: 7:00 PM  
Game Duration: 2:04  
Attendance: 10,593

Officials: K.B. Burdett Jr., Todd Austin, Vladimir Voyard-Tadal

Record: 13-6 (1-5)														
NO.	Name	Min	FG M-A	3P M-A	FT M-A	Rebounds OR DR TOT	Fouls PF FD	TP	AS	TO	ST	Blocks BS BA	+/-	
8	Pablo Tamba	F 17:26	0-2	0-0	4-6	0 2 2	2 3 4	2	0	1	0	0	1	
10	Marquel Sutton	F 37:08	4-14	0-6	2-2	1 6 7	4 2 10	1	0	0	0	1	-16	
1	Michael Nwoko	C 22:41	7-10	0-0	3-5	3 3 6	5 5 17	1	3	0	0	0	-14	
3	Max Mackinnon	G 30:24	4-6	1-1	1-2	0 0 1	2 2 10	1	4	0	0	1	-24	
4	Rashad King	G 29:39	3-5	2-3	0-0	0 2 2	1 0 8	1	0	2	0	0	-12	
6	Robert Miller III	26:29	4-7	0-0	0-0	2 1 3	2 1 8	1	0	2	2	1	-15	
11	Dedan Thomas Jr.	16:56	1-8	0-1	0-0	0 2 2	0 1 2	3	0	0	0	0	-5	
2	Jalen Reece	13:24	1-3	0-0	0-0	0 3 3	1 0 2	3	2	3	1	0	-7	
0	Mazi Mosley	03:53	0-1	0-0	0-0	0 0 0	1 0 0	0	0	0	0	0	1	
7	PJ Carter	02:00	0-0	0-0	0-0	0 0 0	0 0 0	0	0	0	0	0	1	
Team						1 3 4	0 0	0	0	0	0	0		
Totals			24-56	3-11	10-15	7 23 30	18 14 61	12	11	7	2	1	-18	

Major Fouls: Nwoko (F1) 2<sup>nd</sup> 8:47

Florida - 79			Record: 14-5 (5-1)												
NO.	Name	Min	FG M-A	3P M-A	FT M-A	Rebounds OR DR TOT	Fouls PF FD	TP	AS	TO	ST	Blocks BS BA	+/-		
10	Thomas Haugh	F 34:55	2-11	1-6	2-4	1 2 3	1 2 7	1	0	3	1	0	18		
21	Alex Condon	F 30:52	3-9	0-3	4-8	1 3 4	1 5 10	3	0	0	0	0	6		
9	Rueben Chinyelu	C 23:29	5-8	0-0	5-10	11 10 21	2 7 15	0	1	1	0	1	15		
0	Boogie Fland	G 32:00	4-11	0-2	2-2	0 1 1	3 1 10	4	2	2	0	0	17		
1	Xaivian Lee	G 20:53	3-7	1-4	0-0	0 1 1	0 0 2	7	3	3	2	0	3		
3	Micah Handlogten	15:21	2-5	0-0	0-0	5 3 8	3 0 4	1	1	1	0	0	0		
7	Urban Klavzar	24:18	6-11	5-9	1-3	0 3 3	2 3 18	2	0	0	0	1	18		
20	Isaiah Brown	13:23	3-4	2-2	0-0	4 1 5	2 0 8	1	2	0	0	0	16		
4	Alex Lloyd	02:00	0-0	0-0	0-0	0 0 0	0 0 0	0	0	0	0	0	-1		
11	CJ Ingram II	02:00	0-2	0-1	0-0	0 2 2	0 0 0	0	0	0	0	0	-1		
8	Alex Kovatchev	00:50	0-0	0-0	0-0	0 0 0	0 0 0	0	0	0	0	0	-1		
Team									2	0	2	0	1		
Totals			26-68	9-27	14-27	24-26	50	14-18	79	15	10	9	1	2	18



# 2025-26 Florida Men's Basketball Combined Team Statistics All games

Page 1/1  
as of Jan 25, 2026

## Game Records

Record	Overall	Home	Away	Neutral
ALL GAMES	14-6	9-1	2-2	3-3
CONFERENCE	5-2	3-1	2-1	0-0
NON-CONFERENCE	9-4	6-0	0-1	3-3

## Score by Periods

Team	1st	2nd	OT	TOT
Florida	813	890	0	1703
Opponents	670	775	0	1445

## Team Box Score

No.	Player				Total		3-Point		F-Throw		Rebounds											
		GP-GS	MIN	AVG	FG-FGA	FG%	3FG-3FGA	3FG%	FT-FTA	FT%	OFF	DEF	TOT	AVG	PF	DQ	A	TO	BLK	STL	PTS	AVG
10	HAUGH, Thomas	20-20	684:52	34.2	115-246	.467	37-110	.336	81-109	.743	46	87	133	6.7	45	0	40	35	17	21	348	17.4
21	CONDON, Alex	19-19	586:03	30.8	87-175	.497	6-42	.143	75-115	.652	44	110	154	8.1	52	2	64	44	27	14	255	13.4
9	CHINYELU, Rueben	20-20	490:40	24.5	93-149	.624	0-1	.000	52-78	.667	86	134	220	11.0	61	3	11	28	20	14	238	11.9
0	FLAND, Boogie	20-20	605:57	30.3	82-203	.404	16-82	.195	45-63	.714	17	30	47	2.4	50	3	72	32	3	36	225	11.3
1	LEE, Xaivian	20-20	538:45	26.9	74-195	.379	33-122	.270	43-54	.796	8	72	80	4.0	36	1	63	31	3	21	224	11.2
7	KLAVZAR, Urban	20-0	426:12	21.3	57-140	.407	40-110	.364	39-43	.907	7	21	28	1.4	25	0	25	21	1	8	193	9.7
20	BROWN, Isaiah	18-0	191:44	10.7	28-63	.444	8-25	.320	20-26	.769	18	28	46	2.6	26	0	10	8	6	5	84	4.7
3	HANDLOGTEN, Micah	19-1	281:44	14.8	39-63	.619	0-1	.000	7-20	.350	66	52	118	6.2	35	0	11	16	19	6	85	4.5
11	INGRAM II, CJ	12-0	75:42	6.3	7-20	.350	4-11	.364	5-10	.500	6	3	9	0.8	9	0	6	7	2	2	23	1.9
4	LLOYD, Alex	8-0	54:09	6.8	4-16	.250	3-13	.231	1-4	.250	1	10	11	1.4	5	0	2	6	1	1	12	1.5
12	MIKIC, Viktor	8-0	26:05	3.3	4-12	.333	1-1	1.000	1-4	.250	6	2	8	1.0	8	0	3	3	1	0	10	1.3
32	RIOUX, Olivier	4-0	07:50	2.0	1-1	1.000	0-0	.000	1-2	.500	0	2	2	0.5	2	0	0	1	0	0	3	0.8
8	KOVATCHEV, Alex	6-0	29:31	4.9	1-6	.167	1-5	.200	0-0	.000	1	3	4	0.7	1	0	1	1	1	1	3	0.5
33	JOSEFSBERG, Cooper	1-0	00:46	0.8	0-0	.000	0-0	.000	0-0	.000	0	0	0	0.0	0	0	0	0	0	0	0	0.0
Team											37	26	63					12				
Total		20	4000		592-1289	.459	149-523	.285	370-528	.701	343	580	923	46.2	355	9	308	245	101	129	1703	85.2
Opponents		20	4000		504-1204	.419	131-392	.334	306-430	.712	176	439	615	30.8	410	10	221	220	64	135	1445	72.3

## Team Statistics

	UF	OPP
<b>Scoring</b>	<b>1703</b>	<b>1445</b>
Points per game	85.2	72.3
Scoring margin	+12.9	-
<b>Field goals-att</b>	<b>592-1289</b>	<b>504-1204</b>
Field goal pct	.459	.419
<b>3 point fg-att</b>	<b>149-523</b>	<b>131-392</b>
3-point FG pct	.285	.334
3-pt FG made per game	7.5	6.6
<b>Free throws-att</b>	<b>370-528</b>	<b>306-430</b>
Free throw pct	.701	.712
F-Throws made per game	18.5	15.3
<b>Rebounds</b>	<b>923</b>	<b>615</b>
Rebounds per game	46.2	30.8
Rebounding margin	+15.4	-
<b>Assists</b>	<b>308</b>	<b>221</b>
Assists per game	15.4	11.1
<b>Turnovers</b>	<b>245</b>	<b>220</b>
Turnovers per game	12.3	11.0
Turnover margin	-1.3	-
Assist/turnover ratio	1.3	1.0
<b>Steals</b>	<b>129</b>	<b>135</b>
Steals per game	6.5	6.8
<b>Blocks</b>	<b>101</b>	<b>64</b>
Blocks per game	5.1	3.2
<b>Winning streak</b>	<b>0</b>	<b>-</b>
Home win streak	0	-
<b>Attendance</b>	<b>103356</b>	<b>42242</b>
Home games-Avg/Game	10-10336	4-10561
Neutral site-Avg/Game	-	6-11075

## Team Results

Date	Opponent		Score	Att.
11/03/2025	vs Arizona	L	87-93	16704
11/06/2025	North Florida	W	104-64	10065
11/11/2025	Florida St.	W	78-76	10785
11/16/2025	vs Miami (FL)	W	82-68	8321
11/21/2025	Merrimack	W	80-45	10935
11/27/2025	vs TCU	L	80-84	4955
11/28/2025	vs Providence	W	90-78	5008
12/02/2025	at Duke	L	66-67	9314
12/09/2025	vs UConn	L	73-77	19694
12/13/2025	vs George Washington	W	80-70	11767
12/17/2025	Saint Francis	W	102-61	9023
12/21/2025	Colgate	W	90-60	10189
12/29/2025	Dartmouth	W	94-72	10917
01/03/2026	at Missouri	L	74-76	12746
01/06/2026	Georgia	W	92-77	9563
01/10/2026	Tennessee	W	91-67	10182
01/13/2026	at Oklahoma	W	96-79	5866
01/17/2026	at Vanderbilt	W	98-94	14316
01/20/2026	LSU	W	79-61	10593
01/24/2026	Auburn	L	67-76	11104



# 2025-26 Florida Men's Basketball Combined Team Statistics In Conference games

Page 1/1  
as of Jan 25, 2026

## Game Records

Record	Overall	Home	Away	Neutral
ALL GAMES	5-2	3-1	2-1	0-0
CONFERENCE	5-2	3-1	2-1	0-0
NON-CONFERENCE	0-0	0-0	0-0	0-0

## Score by Periods

Team	1st	2nd	OT	TOT
Florida	277	320	0	597
Opponents	245	285	0	530

## Team Box Score

No. Player					Total		3-Point		F-Throw		Rebounds															
		GP-GS	MIN	AVG	FG-FGA	FG%	3FG-3FGA	3FG%	FT-FTA	FT%	OFF	DEF	TOT	AVG	PF	DQ	A	TO	BLK	STL	PTS	AVG				
10	HAUGH, Thomas	7-7	254:00	36.3	44-96	.458	14-41	.341	29-37	.784	17	33	50	7.1	18	0	11	7	7	14	131	18.7				
9	CHINYELU, Rueben	7-7	182:53	26.1	38-60	.633	0-0	.000	23-32	.719	32	46	78	11.1	18	1	6	9	8	4	99	14.1				
21	CONDON, Alex	7-7	224:21	32.0	28-65	.431	2-18	.111	25-42	.595	11	36	47	6.7	23	0	20	11	11	4	83	11.9				
7	KLAVZAR, Urban	7-0	157:34	22.5	23-51	.451	16-43	.372	15-17	.882	2	6	8	1.1	11	0	9	8	0	4	77	11.0				
0	FLAND, Boogie	7-7	228:35	32.7	31-79	.392	4-28	.143	11-18	.611	9	12	21	3.0	18	1	37	10	0	13	77	11.0				
1	LEE, Xaivian	7-7	172:15	24.6	24-58	.414	12-39	.308	5-9	.556	1	19	20	2.9	13	0	18	13	0	8	65	9.3				
20	BROWN, Isaiah	7-0	83:55	12.0	12-27	.444	4-11	.364	11-13	.846	9	11	20	2.9	10	0	4	3	2	2	39	5.6				
3	HANDLOGTEN, Micah	7-0	87:01	12.4	11-22	.500	0-0	.000	0-1	.000	25	14	39	5.6	14	0	5	4	7	3	22	3.1				
11	INGRAM II, CJ	3-0	04:13	1.4	1-3	.333	1-2	.500	1-2	.500	0	2	2	0.7	0	0	0	0	0	0	4	1.3				
8	KOVATCHEV, Alex	1-0	00:50	0.8	0-0	.000	0-0	.000	0-0	.000	0	0	0	0.0	0	0	0	0	0	0	0	0.0				
12	MIKIC, Viktor	1-0	00:32	0.5	0-0	.000	0-0	.000	0-0	.000	0	0	0	0.0	1	0	0	0	0	0	0	0.0				
4	LLOYD, Alex	2-0	03:53	1.9	0-0	.000	0-0	.000	0-0	.000	0	0	0	0.0	1	0	0	0	0	0	0	0.0				
Team											12	9	21				4									
Total		7	1400		212-461	.460	53-182	.291	120-171	.702	118	188	306	43.7	127	2	110	69	35	52	597	85.3				
Opponents		7	1400		184-409	.450	44-120	.367	118-164	.720	60	161	221	31.6	131	2	71	72	26	39	530	75.7				

## Team Statistics

	UF	OPP
<b>Scoring</b>	<b>597</b>	<b>530</b>
Points per game	85.3	75.7
Scoring margin	+9.6	-
<b>Field goals-att</b>	<b>212-461</b>	<b>184-409</b>
Field goal pct	.460	.450
<b>3 point fg-att</b>	<b>53-182</b>	<b>44-120</b>
3-point FG pct	.291	.367
3-pt FG made per game	7.6	6.3
<b>Free throws-att</b>	<b>120-171</b>	<b>118-164</b>
Free throw pct	.702	.720
F-Throws made per game	17.1	16.9
<b>Rebounds</b>	<b>306</b>	<b>221</b>
Rebounds per game	43.7	31.6
Rebounding margin	+12.1	-
<b>Assists</b>	<b>110</b>	<b>71</b>
Assists per game	15.7	10.1
<b>Turnovers</b>	<b>69</b>	<b>72</b>
Turnovers per game	9.9	10.3
Turnover margin	+0.4	-
Assist/turnover ratio	1.6	1.0
<b>Steals</b>	<b>52</b>	<b>39</b>
Steals per game	7.4	5.6
<b>Blocks</b>	<b>35</b>	<b>26</b>
Blocks per game	5.0	3.7
<b>Winning streak</b>	<b>0</b>	<b>-</b>
Home win streak	0	-
<b>Attendance</b>	<b>41442</b>	<b>32928</b>
Home games-Avg/Game	4-10361	3-10976
Neutral site-Avg/Game	-	0-0

## Team Results

Date	Opponent		Score	Att.
01/03/2026	at Missouri	L	74-76	12746
01/06/2026	Georgia	W	92-77	9563
01/10/2026	Tennessee	W	91-67	10182
01/13/2026	at Oklahoma	W	96-79	5866
01/17/2026	at Vanderbilt	W	98-94	14316
01/20/2026	LSU	W	79-61	10593
01/24/2026	Auburn	L	67-76	11104





2025-26 Florida Men's Basketball  
Team Game-by-Game  
All games

Page 1/1  
as of Jan 25, 2026

			Total		3-Pointers		Free throws		Rebounds											
Opponent	Date	Score		FG-FGA	PCT	3FG-3FGA	PCT	FT-FTA	PCT	OFF	DEF	TOT	AVG	PF	A	TO	BLK	STL	PTS	AVG
vs Arizona	11/03/2025	87-93	L	30-70	.429	7-27	.259	20-30	.667	17	22	39	39.0	23	15	15	2	9	87	87.0
North Florida	11/06/2025	104-64	W	40-81	.494	6-32	.188	18-28	.643	29	35	64	51.5	14	22	14	6	9	104	95.5
Florida St.	11/11/2025	78-76	W	25-64	.391	6-31	.194	22-32	.688	17	41	58	53.7	19	15	18	8	6	78	89.7
vs Miami (FL)	11/16/2025	82-68	W	27-61	.443	9-28	.321	19-29	.655	14	36	50	52.8	23	15	16	6	5	82	87.8
Merrimack	11/21/2025	80-45	W	27-62	.435	8-22	.364	18-23	.783	19	34	53	52.8	13	14	12	5	4	80	86.2
vs TCU	11/27/2025	80-84	L	25-55	.455	8-29	.276	22-27	.815	10	21	31	49.2	26	16	19	3	5	80	85.2
vs Providence	11/28/2025	90-78	W	28-66	.424	12-33	.364	22-27	.815	13	29	42	48.1	21	18	8	4	2	90	85.9
at Duke	12/02/2025	66-67	L	25-67	.373	7-28	.250	9-12	.750	20	24	44	47.6	16	4	13	2	7	66	83.4
vs UConn	12/09/2025	73-77	L	25-59	.424	4-15	.267	19-27	.704	16	24	40	46.8	19	14	12	7	3	73	82.2
vs George Washington	12/13/2025	80-70	W	27-54	.500	6-27	.222	20-33	.606	12	31	43	46.4	14	19	13	5	9	80	82.0
Saint Francis	12/17/2025	102-61	W	36-59	.610	10-27	.370	20-24	.833	13	31	44	46.2	13	21	15	5	4	102	83.8
Colgate	12/21/2025	90-60	W	32-62	.516	8-24	.333	18-27	.667	20	29	49	46.4	13	12	9	6	8	90	84.3
Dartmouth	12/29/2025	94-72	W	33-68	.485	5-18	.278	23-38	.605	25	35	60	47.5	14	13	12	7	6	94	85.1
at Missouri	01/03/2026	74-76	L	26-63	.413	7-27	.259	15-20	.750	13	24	37	46.7	22	17	8	4	3	74	84.3
Georgia	01/06/2026	92-77	W	35-75	.467	6-25	.240	16-23	.696	22	34	56	47.3	17	18	13	10	8	92	84.8
Tennessee	01/10/2026	91-67	W	31-64	.484	9-30	.300	20-25	.800	12	29	41	46.9	21	14	10	3	13	91	85.2
at Oklahoma	01/13/2026	96-79	W	38-71	.535	6-22	.273	14-19	.737	17	26	43	46.7	18	20	7	5	9	96	85.8
at Vanderbilt	01/17/2026	98-94	W	32-61	.525	9-24	.375	25-30	.833	13	27	40	46.3	17	13	10	5	2	98	86.5
LSU	01/20/2026	79-61	W	28-68	.412	9-27	.333	14-27	.519	24	26	50	46.5	14	15	10	1	9	79	86.1
Auburn	01/24/2026	67-76	L	22-59	.373	7-27	.259	16-27	.593	17	22	39	46.2	18	13	11	7	8	67	85.2
Total		1703		592-1289	.459	149-523	.285	370-528	.701	343	580	923	46.2	355	308	245	101	129	1703	85.2
Opponents		1445		504-1204	.419	131-392	.334	306-430	.712	176	439	615	30.8	410	221	220	64	135	1445	72.3

Florida Averages

Games Played	Points/game	FG Pct	3FG Pct	FT Pct	Rebounds/game	Assists/game	Turnovers/game	Assist/Turnover ratio	Steals/game	Blocks/game
20	85.2	45.9	28.5	70.1	46.2	15.4	12.3	1.3	6.5	5.1



2025-26 Florida Men's Basketball  
Opponents Game-by-Game  
All games

Page 1/1  
as of Jan 25, 2026

				Total		3-Pointers		Free throws		Rebounds											
Opponent	Date	Score		FG-FGA	PCT	3FG-3FGA	PCT	FT-FTA	PCT	OFF	DEF	TOT	AVG	PF	A	TO	BLK	STL	PTS	AVG	
vs Arizona	11/03/2025	87-93	L	30-61	.492	2-5	.400	31-38	.816	12	29	41	41.0	22	15	14	5	8	93	93.0	
North Florida	11/06/2025	104-64	W	19-61	.311	7-28	.250	19-22	.864	7	17	24	32.5	24	2	16	0	6	64	78.5	
Florida St.	11/11/2025	78-76	W	23-68	.338	9-34	.265	21-25	.840	8	28	36	33.7	25	7	10	3	9	76	77.7	
vs Miami (FL)	11/16/2025	82-68	W	24-71	.338	5-17	.294	15-27	.556	17	25	42	35.8	25	13	10	5	8	68	75.3	
Merrimack	11/21/2025	80-45	W	16-56	.286	4-25	.160	9-11	.818	7	18	25	33.6	18	7	11	2	7	45	69.2	
vs TCU	11/27/2025	80-84	L	28-59	.475	4-17	.235	24-33	.727	8	20	28	32.7	19	16	9	4	12	84	71.7	
vs Providence	11/28/2025	90-78	W	26-60	.433	6-16	.375	20-26	.769	9	28	37	33.3	25	10	10	0	5	78	72.6	
at Duke	12/02/2025	66-67	L	25-56	.446	7-26	.269	10-16	.625	11	22	33	33.3	14	13	12	11	7	67	71.9	
vs UConn	12/09/2025	73-77	L	29-58	.500	8-18	.444	11-16	.688	7	21	28	32.7	20	18	9	3	3	77	72.4	
vs George Washington	12/13/2025	80-70	W	27-65	.415	9-26	.346	7-19	.368	13	22	35	32.9	24	13	12	0	8	70	72.2	
Saint Francis	12/17/2025	102-61	W	25-63	.397	3-16	.188	8-11	.727	8	11	19	31.6	20	6	12	0	10	61	71.2	
Colgate	12/21/2025	90-60	W	23-55	.418	11-17	.647	3-8	.375	6	16	22	30.8	18	16	13	5	5	60	70.3	
Dartmouth	12/29/2025	94-72	W	25-62	.403	12-27	.444	10-14	.714	3	21	24	30.3	25	14	10	0	8	72	70.4	
at Missouri	01/03/2026	74-76	L	25-55	.455	8-22	.364	18-30	.600	11	26	37	30.8	19	11	10	3	4	76	70.8	
Georgia	01/06/2026	92-77	W	29-70	.414	4-19	.211	15-23	.652	11	24	35	31.1	17	6	9	7	6	77	71.2	
Tennessee	01/10/2026	91-67	W	21-49	.429	6-15	.400	19-29	.655	6	24	30	31.0	19	8	18	4	7	67	70.9	
at Oklahoma	01/13/2026	96-79	W	26-60	.433	10-16	.625	17-24	.708	11	20	31	31.0	17	13	11	2	3	79	71.4	
at Vanderbilt	01/17/2026	98-94	W	33-65	.508	8-22	.364	20-22	.909	6	20	26	30.7	21	13	4	5	3	94	72.7	
LSU	01/20/2026	79-61	W	24-56	.429	3-11	.273	10-15	.667	7	23	30	30.7	18	12	11	2	7	61	72.1	
Auburn	01/24/2026	67-76	L	26-54	.481	5-15	.333	19-21	.905	8	24	32	30.8	20	8	9	3	9	76	72.3	
Total		1445		504-1204	.419	131-392	.334	306-430	.712	176	439	615	30.8	410	221	220	64	135	1445	72.3	
Florida		1703		592-1289	.459	149-523	.285	370-528	.701	343	580	923	46.2	355	308	245	101	129	1703	85.2	

Opponents Averages

Games Played	Points/game	FG Pct	3FG Pct	FT Pct	Rebounds/game	Assists/game	Turnovers/game	Assist/Turnover ratio	Steals/game	Blocks/game
20	72.3	41.9	33.4	71.2	30.8	11.1	11.0	1.0	6.8	3.2



**2025-26 Florida Men's Basketball**  
**Points-rebounds-assists**  
**All games**

Page 1/1  
as of Jan 25, 2026

Opponent	Date	Score		0 FLAND,BOOG	1 LEE,XAIVIA	3 HANDLOGTEN	4 LLOYD,ALEX	7 KLAVZAR,UR	8 KOVATCHEV,	9 CHINYELU,R	10 HAUGH,THOM	11 INGRAM II,	12 MIKIC,VIKT	20 BROWN,ISAI
vs Arizona	11/03/2025	87-93	L	9-4-3	14-6-5	11-12-0	DNP	8-1-0	DNP	4-1-0	27-4-2	3-0-1	DNP	0-0-0
North Florida	11/06/2025	104-64	W	10-2-3	10-3-4	17-13-1	4-4-1	0-1-0	0-0-0	8-9-2	12-8-4	5-2-1	4-2-2	9-8-0
Florida St.	11/11/2025	78-76	W	18-5-1	9-7-6	2-6-0	DNP	7-0-1	DNP	10-16-1	20-13-3	0-0-0	DNP	1-2-1
vs Miami (FL)	11/16/2025	82-68	W	8-2-2	5-6-5	0-4-0	DNP	15-3-2	DNP	16-10-1	17-9-3	DNP	0-1-0	2-2-1
Merrimack	11/21/2025	80-45	W	10-1-3	0-2-3	DNP	3-2-0	6-3-3	0-0-0	14-21-0	13-4-2	5-0-0	2-3-0	6-3-1
vs TCU	11/27/2025	80-84	L	12-1-2	5-3-1	2-1-0	0-1-1	20-2-1	DNP	13-9-0	20-5-2	DNP	DNP	0-0-1
vs Providence	11/28/2025	90-78	W	17-2-3	20-7-4	0-6-3	DNP	18-1-1	DNP	13-10-1	16-12-5	DNP	0-0-1	6-2-0
at Duke	12/02/2025	66-67	L	16-1-0	4-4-1	0-2-0	DNP	6-1-2	DNP	4-14-0	24-6-1	DNP	DNP	DNP
vs UConn	12/09/2025	73-77	L	8-1-1	19-6-5	2-6-0	DNP	3-0-2	DNP	8-11-0	18-2-1	1-1-1	DNP	DNP
vs George Washington	12/13/2025	80-70	W	12-2-5	24-6-4	6-1-0	DNP	2-1-1	DNP	8-6-0	19-7-1	0-1-1	DNP	4-3-0
Saint Francis	12/17/2025	102-61	W	11-1-4	18-4-2	10-8-1	0-1-0	11-2-2	3-1-1	12-11-0	5-3-4	3-1-1	4-1-0	9-1-1
Colgate	12/21/2025	90-60	W	7-2-3	19-2-3	5-8-0	0-1-0	8-0-1	0-3-0	16-12-0	17-2-0	0-1-0	0-1-0	2-3-0
Dartmouth	12/29/2025	94-72	W	10-2-5	12-4-2	8-12-1	5-2-0	12-5-0	0-0-0	13-12-0	9-8-1	2-1-1	0-0-0	6-2-1
at Missouri	01/03/2026	74-76	L	6-1-7	11-2-1	4-6-0	DNP	5-1-0	DNP	8-8-2	24-7-1	0-0-0	DNP	2-3-0
Georgia	01/06/2026	92-77	W	8-8-6	6-3-5	6-11-0	DNP	11-1-2	DNP	10-4-0	21-12-5	DNP	DNP	9-6-0
Tennessee	01/10/2026	91-67	W	23-3-5	10-4-3	0-3-0	DNP	15-0-0	DNP	17-16-1	13-3-2	DNP	DNP	2-1-0
at Oklahoma	01/13/2026	96-79	W	15-5-7	4-2-3	6-8-2	0-0-0	13-1-1	DNP	19-12-0	21-7-0	4-0-0	0-0-0	4-0-1
at Vanderbilt	01/17/2026	98-94	W	7-0-3	20-6-2	0-0-0	DNP	3-0-1	DNP	20-10-3	18-8-2	DNP	DNP	14-4-1
LSU	01/20/2026	79-61	W	10-1-4	7-1-3	4-8-1	0-0-0	18-3-2	0-0-0	15-21-0	7-3-1	0-2-0	DNP	8-5-1
Auburn	01/24/2026	67-76	L	8-3-5	7-2-1	2-3-2	DNP	12-2-3	DNP	10-7-0	27-10-0	DNP	DNP	0-1-1

Opponent	Date	Score		21 CONDON,ALE	32 RIOUX,OLIV	33 JOSEFSBERG
vs Arizona	11/03/2025	87-93	L	11-8-4	DNP	DNP
North Florida	11/06/2025	104-64	W	25-10-4	0-0-0	0-0-0
Florida St.	11/11/2025	78-76	W	11-6-2	DNP	DNP
vs Miami (FL)	11/16/2025	82-68	W	19-10-1	DNP	DNP
Merrimack	11/21/2025	80-45	W	20-11-2	1-1-0	DNP
vs TCU	11/27/2025	80-84	L	8-8-8	DNP	DNP
vs Providence	11/28/2025	90-78	W	DNP	DNP	DNP
at Duke	12/02/2025	66-67	L	12-10-0	DNP	DNP
vs UConn	12/09/2025	73-77	L	14-9-4	DNP	DNP
vs George Washington	12/13/2025	80-70	W	5-9-7	DNP	DNP
Saint Francis	12/17/2025	102-61	W	14-7-5	2-0-0	DNP
Colgate	12/21/2025	90-60	W	16-10-5	0-1-0	DNP
Dartmouth	12/29/2025	94-72	W	17-9-2	DNP	DNP
at Missouri	01/03/2026	74-76	L	14-5-6	DNP	DNP
Georgia	01/06/2026	92-77	W	21-8-0	DNP	DNP
Tennessee	01/10/2026	91-67	W	11-7-3	DNP	DNP
at Oklahoma	01/13/2026	96-79	W	10-6-6	DNP	DNP
at Vanderbilt	01/17/2026	98-94	W	16-8-1	DNP	DNP
LSU	01/20/2026	79-61	W	10-4-3	DNP	DNP
Auburn	01/24/2026	67-76	L	1-9-1	DNP	DNP