

SOUTH CAROLINA WOMEN'S BASKETBALL



3 NCAA CHAMPIONSHIPS • 7 NCAA FINAL FOURS • 9 SEC CHAMPIONSHIPS • 9 SEC TOURNAMENT TITLES • 26 ALL-AMERICANS

Assoc. AD Comms/PR: Diana Koval | Office: 803.777.7977 | Cell: 314.369.6050 | Email: dkoval@mailbox.sc.edu

Web: www.GamecocksOnline.com | X: @GamecockWBB | Instagram: @GamecockWBB | TikTok: @GamecockWBB | Facebook: @GamecockWBB

GAME 18 • JANUARY 11, 2026 • COLUMBIA, SC • COLONIAL LIFE ARENA

#3/3 GAMECOCKS

16-1, 3-0 SEC

Head Coach: Dawn Staley

Record at SC: 491-112 (18th)

Career Record: 663-192 (26th)

Top Scorer: Joyce Edwards (21.1)

Top Rebounder: Madina Okot (11.4)



GEORGIA

15-2, 1-2 SEC

Coach: K. Abrahamson-Henderson

Record at GA: 62-51 (4th)

Career Record: 434-208 (21st)

Top Scorer: Dani Carnegie (18.2)

Top Rebounder: Dani Carnegie (5.9)

SCHEDULE/RESULTS

Oct. 24	Anderson (Exh.)	W, 112-31
Oct. 30	vs. #11/11 N. Carolina (Exh.)	W, 91-82
Nov. 3	Grand Canyon (SECN+)	W, 94-54
Nov. 7	Bowling Green (SECN+)	W, 114-47
Nov. 11	Clemson (ESPN2)	W, 65-37

<i>The Real SC (Los Angeles)</i>		
Nov. 15	vs. #8/10 Southern Cal (FOX)	W, 69-52

Nov. 19	Winthrop (SECN)	W, 106-56
Nov. 23	Queens (SECN+)	W, 121-49

<i>Players Era Championship (Las Vegas)</i>		
Nov. 26	vs. Duke	W, 83-66
Nov. 27	vs. #4/4 Texas	L, 64-66

<i>ACC/SEC Challenge</i>		
Dec. 4	at #22/21 Louisville (ESPN)	W, 79-77

Dec. 7	NC Central (SECN)	W, 106-42
Dec. 14	Penn State (ESPN)	W, 95-55
Dec. 18	at USF (ESPN2)	W, 103-44
Dec. 20	at Florida Gulf Coast (ESPN+)	W, 105-43
Dec. 28	Providence (SECN)	W, 96-55
Jan. 1	#rv/24 Alabama* (SECN+)	W, 83-57
Jan. 4	at Florida* (SECN)	W, 74-63
Jan. 8	at Arkansas* (SECN+)	W, 93-56
Jan. 11	Georgia* (SECN)	2 p.m.
Jan. 15	Texas* (ESPN2)	7 p.m.
Jan. 18	at Coppin State (ESPN+)	Noon
Jan. 22	at Oklahoma* (ESPN)	7:30 p.m.
Jan. 25	Vanderbilt* (ESPN)	3 p.m.
Jan. 29	at Auburn* (SECN)	9 p.m.
Feb. 2	at Texas A&M* (ESPN2)	8 p.m.
Feb. 5	Mississippi State* (SECN)	6:30 p.m.
Feb. 8	Tennessee* (ABC)	3 p.m.
Feb. 14	at LSU* (ABC)	8:30 p.m.
Feb. 19	at Alabama* (SECN)	8:30 p.m.
Feb. 22	Ole Miss* (ESPN/2)	Noon
Feb. 26	Missouri* (SECN)	8 p.m.
Mar. 1	at Kentucky* (SECN+)	2 p.m.

Mar. 4-8 SEC Tournament (Greenville, SC)

* indicates SEC game

All times Eastern

TV outlet listed in parentheses (SECN is SEC Network; SECN+ is SEC Network online via the ESPN app.)

THE SERIES

SC Record/Staley Era: 26-33 / 22-6

H: 10-14 A: 9-15 N: 7-4

Current Streak: W19

Last Meeting: W 74-42, 2/6/25 in Athens

HOW TO FOLLOW

Watch: SEC Network (Eric Frede, Christy Thomaskutty)

Listen: 107.5 FM; Sirius 106 or 190 and on the SiriusXM app (Brad Muller)

Live Stats: StatBroadcast

GAMECOCK NOTABLES

- South Carolina got back to its regular efficiency Thursday night at Arkansas, hitting 51.5 percent from the field and 53.8 percent from 3-point range. On the season, the Gamecocks are second in the nation in field goal percentage (.526) and 12th in 3-point percentage (.381).
- The Gamecocks lead the nation with 27.0 percent of their points coming on the fast break (24.6 ppg). They have been held to single-digit fast break points just four times in 17 games.
- South Carolina's offense has been a quick start this season, averaging 24.7 points per first quarter and shooting 56.7 percent in the first 10 minutes. The Gamecocks are out-scoring opponents by an average of 10.2 points in the period.
- The Johnson and Johnson duo has been hot offensively in SEC action with both moving into the SEC's top 20 scorers in league play. Raven's 16.0 points per game are 12th in the league, and her .586 field goal percentage is third – both surpassing her 10.2 points per game and 52.0 percent shooting for the season. Tessa lifted her scoring average to 14.7 points per SEC game to rank 17th, and her 2.7 made 3s per game are sixth.
- With Raven Johnson calling her own number a bit more on offense in SEC action, sophomore Maddy McDaniel has surged ahead in assists, ranking sixth in the SEC with 4.3 per league game. Her 4.33 assist-to-turnover ratio in conference action ranks second, while Tessa Johnson's 2.3 mark comes in eighth.
- National player of the year candidate Joyce Edwards continues to power the Gamecock offense, ranking 12th in the nation in scoring (21.1 ppg), including 19.3 points per SEC outing. Her SEC-best .613 field goal percentage is 11th in the nation. Her rebounding numbers have risen in SEC action as she ranks 13th in rebounds per game (7.0) and offensive rebounds per game (2.7).
- Senior Madina Okot is establishing herself as one of the best centers in the nation, ranking among the country's top 16 in double-doubles (2nd, 12), rebounds per game (9th, 11.4), field goal percentage (12th, .612) and offensive rebounds per game (16th, 4.2). In SEC action, she has locked in on rebounding, lifting her averages to 12.0 overall and 6.0 offensive – both numbers ranking second in the SEC.

4

Raven Johnson needs four assists to tie for fifth place in program history in career assists.

5

All five Gamecock starters rank among the SEC's top 20 in overall scoring average and/or SEC scoring average.

8.3

Since the end of the semester break, freshman Agot Makeer is averaging 8.3 points, including 7.7 in SEC action.

TALE OF THE TAPE

SOUTH CAROLINA	91.2	.526	.381	6.1	.690	15.3	54.2	+37.0	.322	.253	+14.1	19.1	+6.4	6.7	9.5
	Points	FG%	3FG%	3FGM per Game	FT%	FTM per Game	Scoring Def.	Scoring Margin	FG% Def.	3FG% Def.	Reb. Margin	Assist Avg.	TO Margin	Blocks Avg.	Steals Avg.
GEORGIA	77.8	.463	.351	6.9	.699	12.0	55.2	+22.6	.351	.281	+6.4	15.6	+5.6	3.6	9.9

TA'NIYA LATSON

5-9 • Sr. • G • Miami, FL

tuh-NYE-uh LAT-son

00



Last Gm: 10 pts, 4 assts, 11 mins vs. Providence
Efficient scorer and distributor, growing defensively ... SEC top-15 in ppg, FG%, apg, FT%, ATO ... 66 career 20-point games ... 3x All-American.

2025-26	Career*	Career Highs
PPG 16.9	21.8	Pt: 40 at Va. Tech, 1/2/25*
APG 4.0	3.9	Rb: 11 vs. TTU, 11/29/24**
FG% .519	.454	Ast: 12 at Va., 2/6/25*
3FG% .417	.335	Stl: 8 vs. Presby, 12/15/22*
FT% .828	.841	3FG: 5 vs. NCCU, 12/7/25**

MADDY McDANIEL

5-9 • So. • G • Upper Marlboro, Md.

1



Last Gm: 4 pts, 6 assts, 1 blk, 1 stl at Arkansas
Court vision, can get to the rim, makes good decisions ... vs SEC – 5.3 ppg, 4.3 apg (6th), 1.7 spg 4.3 ATO (2nd), 28.5 mpg.

2025-26	Career	Career Highs
PPG 4.4	3.5	Pt: 10 vs Purdue, 11/30/24
RPG 1.6	1.1	Rb: 4 at FGCU, 12/20/25*
APG 2.8	2.0	Ast: 6 at Ark., 1/8/26*
FG% .333	.426	Stl: 4 vs. ECU, 11/17/24
FT% .692	.690	3FG: 2 vs PSU, 12/14/25

TESSA JOHNSON

6-0 • Jr. • G • Albertville, MN

5



Last Gm: 19 pts, 6 rebs, 3 assts, 3 3FGs at Arkansas
Multi-level scoring threat ... 1st in SEC, 12th in NCAA in 3FG%, top-15 FG%, 3s/gm (2.4) ... vs ranked – 13.8 ppg, 4.0 apg... 2024 NCAA Final Four All-Tourn.

2025-26	Career	Career Highs
PPG 13.8	8.6	Pt: 22 at Miss. St., 1/5/25
APG 2.9	1.6	Rb: 7 at UofL, 12/4/25*
FG% .497	.472	A: 6 vs. TN Tech, 3/21/25*
3FG% .464	.441	Stl: 3 vs. Ala., 2/22/24*
FT% .810	.837	3FG: 5 vs. Prov, 12/28/25

JOYCE EDWARDS

6-3 • So. • F • Camden, SC

8



Last Gm: 22 pts, 7 rebs, 2 assts, 2 stls at Arkansas
Size, speed, skill ... NCAA top-15 in ppg, FG%; SEC top-15 spg, bpg ... 10 20-pt gms ... vs. SEC – 19.3 ppg, 7.0 rpg (13th) ... 2025 All-Amer., 1st-1st All-SEC.

2025-26	Career	Career Highs
PPG 21.1	15.2	Pt: 34 at USF, 12/18/25
RPG 6.3	5.4	Rb: 12 at Vandy, 2/23/25
BPG 1.5	0.8	Blk: 4 vs. PSU, 12/14/25
FG% .613	.563	Ast: 6 vs. NCCU, 12/7/25*
FT% .644	.725	Stl: 6 vs. PSU, 12/14/25

MADINA OKOT

6-6 • Sr. • C • Mumias, Kenya

mah-DEE-nuh oh-CAUGHT

11



Last Gm: 15 pts, 10 rebs, 4 blks at Arkansas
Size and strength, shooting range ... NCAA top 15 in dbl-dbls (12), rpg, FG% ... vs ranked – 13.0 ppg, .511 FG%, 12.0 rpg ... vs SEC – 12.0 rpg, 6.0 off. rpg.

2025-26	Career*	Career Highs
PPG 15.2	12.6	P: 27 at FGCU, 12/20/25
RPG 11.4	10.1	R: 23 at Vandy, 2/13/25*
BPG 1.7	1.3	B: 4 at Arkansas, 1/8/26**
FG% .612	.634	A: 3 v. Wnthr, 11/19/25**
FT% .623	.624	S: 5 at Florida, 1/4/26**

ADHEL TAC

6-5 • So. • F • Grand Prairie, TX

uh-DELL TACK

15




Last Gm: 6 pts, 2 rebs, 1 stl, 15 mins at Arkansas
High motor, great teammate ... growing strength and confidence after long injury recovery to start college ... 11.7 mpg ... 5 gms of at least 5 rebs.

2025-26	Career	Career Highs
PPG 3.4	2.3	P: 11 v. Queens, 11/23/25
RPG 3.8	2.5	R: 10 v. Queens, 11/23/25
BPG 0.8	0.4	B: 2 vs. Prov, 12/28/25*
FG% .581	.500	A: 2 vs. BGSU, 11/7/25
FT% .514	.547	S: 1 at Arkansas, 1/8/26*

CHLOE KITTS

6-2 • Sr. • F • Oviedo, FL

21



2025-26: Out for season, October ACL surgery
Tenacious; improved physical, mental strength ... in 2025 SEC Tourn and NCAA Regional MVP, All-American, team's top rebounder.

2024-25	Career	Career Highs
PPG 10.2	8.1	Pt: 25 vs Vandy, 3/7/25
RPG 7.7	5.8	Rb: 14 vs Mich., 11/4/24*
APG 1.9	1.5	Blk: 5 vs Mizzou, 2/8/24
FG% .520	.523	Ast: 10 at Miss., 2/27/25
FT% .798	.734	Stl: 4 at Miss., 2/27/25

AYLA McDOWELL

6-1 • Fr. • G • Cypress, TX

EYE-luh

24



Last Gm: 1 pt, 2 rebs, 2 stls, 19 mins at Arkansas
3-level scorer, great size, athleticism ... 2 double-digit scoring games ... McDonald's All-American, #15 in 2025 Class ... Brazil National Team.

2025-26	Career	Career Highs
PPG 4.6	4.6	Pt: 16 vs NCCU, 12/7/25
APG 0.4	0.4	Rb: 5 v. Queens, 11/23/25
FG% .381	.381	Ast: 2 at FGCU, 12/20/25
3FG% .325	.325	Stl: 3 at USF, 12/18/25
FT% .739	.739	3FG: 5 vs. NCCU, 12/7/25

RAVEN JOHNSON

5-9 • Sr • G • Atlanta, GA

25



Last Gm: 14 pts, 3 rebs, 2 assts, 1 stl at Arkansas
Great instincts, good decision-maker ... 7th in NCAA ATO (3.4) ... vs. SEC – 16.0 ppg (12th), .586 FG% (3rd) ... 2024 All-SEC, 2025 SEC All-Defensive.

2025-26	Career	Career Highs
PPG 10.2	6.2	Pt: 18 v. SDSU, 11/20/23
RPG 4.2	4.1	Rb: 15 at Tenn., 2/15/24
APG 5.5	3.8	A: 17 v. Clems., 11/16/23
FG% .520	.413	Stl: 6 vs Auburn, 2/2/25
FT% .828	.683	B: 2 v. Queens, 11/23/25*

MARYAM DAUDA

6-4 • Sr. • F • Bentonville, Ark.

MARE-ee-um DOW-duh

30



Last Gm: 3 pts, 3 rebs, 2 assts, 1 blk at Arkansas
Keeps defenders off balance, great footwork inside ... growing confidence ... 6 games 5+ rebounds ... 13.3 mpg ... last 5 gms – .538 FG%, 12.5 mpg.

2025-26	Career*	Career Highs
PPG 3.1	4.9	Pt: 22 at Tulsa, 3/21/24*
RPG 3.8	3.6	Rb: 13 v. Miss St, 1/11/24*
FG% .429	.429	Blk: 10 at Ala., 1/14/24*
3FG% .214	.288	Ast: 5 at Ala., 1/14/24
FT% .556	.731	Stl: 4 v. UGa, 1/7/24*

ALICIA TOURNEBIZE

6-7 • Fr. • F • Vichy, France

al-EE-see-uh TOR-nah-beez)

31



Last Gm: —
Great touch around the rim, shooter out to 3-pt line, shot blocker ... arrived in the U.S. on New Year's Day ... 2025 FIBA U18 EuroBasket All-Star 5.


2025-26	Career*	Career Highs
PPG —	—	Pt: —
RPG —	—	Rb: —
FG% —	—	Blk: —
3FG% —	—	Ast: —
FT% —	—	Stl: —

AGOT MAKEER

6-0 • Fr. • G • Thunder Bay, Ontario

uh-GOT muh-KEER

44



Last Gm: 9 pts, 5 rebs, 3 stls, 1 blk at Arkansas
Size, speed, versatility ... vs. SEC – 7.7 ppg, 2.0 spg (15th), 1.0 bpg (14th) ... USWBA Fr. of the Yr. watch list ... #6 in 2025 Class ... Team Canada U17, U19.

2025-26	Career	Career Highs
PPG 6.7	6.7	P: 12 v. Wnthr, 11/19/25*
RPG 4.3	4.3	R: 10 vs. Prov, 12/28/25
FG% .429	.429	A: 4 vs. Wnthr, 11/19/25
3FG% .321	.321	S: 3 at Arkansas, 1/8/26
FT% .688	.788	B: 3 vs. GCU, 11/3/25

* indicates includes games at previous NCAA Div. I institution

* indicates has happened multiple times, most recent listed

QUICK FACTS

The University

Location: Columbia, S.C.

Founded: 1801

Enrollment: 40,000

Colors: Garnet (PMS 202C) and Black

Nickname: Gamecocks

Conference: Southeastern

University President: Michael Amiridis

Athletics Director: Jeremiah Donati

Facility: Colonial Life Arena (18,000)

Coaching Staff

Head Coach: Dawn Staley

Alma Mater: Virginia, 1992

Overall Record: 663-191 (26th season)

School Record: 491-111 (18th season)

Assoc. Head Coach, Alma Mater:

Lisa Boyer, Ithaca, 1979 (18th season)

Assistant Coaches, Alma Mater:

Jollette Law, Iowa, 1990 (9th season)

Wendale Farrow, E. Michigan, 2009 (1st season)

Mary Wooley, USC Aiken, 2002 (3rd season)

Khadjah Sessions, South Carolina, 2016 (3rd season)

Team Information

2024-25 Record: 35-4

Home: 16-1 Away: 8-2 Neutral: 11-1

SEC Record (Finish): 15-1 (T-1st)

Home: 8-0 Away: 7-1

Letterwinners Returning/Lost: 2/3

Starters Returning/Lost: 7/6

Program History

First Year of Women's Basketball: 1974-75

All-Time Record: 1,072-540 (52nd season)

All-Time SEC Record: 281-213 (35th season)

NCAA Appearances (Last): 21 (2025)

NCAA Tournament Record: 55-18

2025 NCAA Result: Runner-Up

WNIT Appearances (Last): 5 (2011)

WNIT Record: 6-4

Media Relations

Women's Basketball Contact: Diana Koval

Office: 803.777.7977

Cell: 314.369.6050

Email: dkoval@mailbox.sc.edu

Women's Basketball on Social Media:

Twitter: @GamecockWBB

Instagram: @GamecockWBB

Facebook: @GamecockWBB

TikTok: @GamecockWBB

Head Coach on Social Media

Twitter: @DawnStaley

Instagram: @Staley05

Athletics Department on the Web

Website: GamecocksOnline.com

Twitter: @GamecocksOnline

Instagram: @GamecocksOnline

Facebook: Facebook.com/GamecocksOnline

YouTube: YouTube.com/GamecocksOnline

CURRENT STREAKS

	Total	Home	Road	Neut.
Overall	W9	W13	W7	L1
SEC	W8	W49	W4	—
Non-Conference	W6	W10	W3	L1
Ranked Teams	W2	W2	W1	L1

Perennial Power

Under Dawn Staley, South Carolina women's basketball had been a perennial national power since winning its first SEC title in 2013-14. A few highlights from that stretch.

- 5 straight NCAA Final Four appearances (2021-2025) is the longest active streak and the second-longest streak in tournament history.
- 3 National Championships are third most by a single program in tournament history.
- 10th undefeated National Championship season in NCAA history (2023-24)
- 84 AP No. 1 rankings are third-most by a program in the poll's history.
- 126 straight AP Top-10 rankings is the longest active streak – more than three times the next program
- 11 Gamecocks have earned All-America status at least once in their careers

The Georgia Series

The Gamecocks are 26-33 all-time against Georgia, but have a 22-6 mark in the Dawn Staley era (beginning 2008-09), including a current 19-game win streak.

The two teams last met on Feb. 6, 2025, in Athens with the Gamecocks taking a 74-42 victory behind a first half that saw the Lady Bulldogs shoot just 19.2 percent from the field for 17 points in the opening 20 minutes. South Carolina dominated the glass 47-28.

The last time the teams met in Colonial Life Arena, then-No. 1 South Carolina won 70-56 on Feb. 18, 2024.

Home Sweet Home

The Gamecocks are 555-168 (.768) in home games (some records prior to 1976-77 did not include location of games). Current head coach Dawn Staley is 243-35 at home for a program-best .874 winning percentage.

Playing in its 24th season at Colonial Life Arena, South Carolina boasts a 306-68 (.818) record in the building, including four undefeated seasons since 2013-14. Staley's share of that record is 240-35 (.873).

In SEC action, South Carolina is 158-89 (.640) at home with Staley posting a 114-22 (.838) mark.

Ranked Readings

Against ranked teams, South Carolina is 135-72 (.652) in the Dawn Staley era (beginning 2008-09), and even

2025-26 AWARDS

Maryam Dauda

Cheryl Miller Preseason Top 20 Watch List

Joyce Edwards

2x SEC Player of the Week (11/11-17, 12/16-22)
USBWA Player of the Week (12/16-22)
Wooden Award Midseason Top 25 Watch List
Preseason USA Today Second-Team All-America
USBWA Ann Meyers Drysdale Award Watch List
Naismith Trophy Watch List (preseason)
Wade Trophy Watch List (preseason)
Preseason All-SEC First Team (media, coaches)
Katrina McClain Preseason Top 20 Watch List

Raven Johnson

USBWA Ann Meyers Drysdale Award Watch List
Wooden Award Preseason Top 50 Watchlist
Naismith Trophy Watch List (preseason)
Nancy Lieberman Preseason Top 20 Watch List

Chloe Kitts

Wooden Award Preseason Top 50 Watchlist

Ta'Niya Latson

USBWA Player of the Week (11/17-23)
Wooden Award Midseason Top 25 Watch List
Preseason AP All-America
Preseason USA Today First-Team All-America
USBWA Ann Meyers Drysdale Award Watch List
Naismith Trophy Watch List (preseason)
Wade Trophy Watch List (preseason)
Preseason All-SEC First Team (coaches)
Preseason All-SEC Second Team (media)
Ann Meyers Drysdale Preseason Top 20 Watch List

Agot Makeer

Wooden Award Preseason Top 50 Watchlist
Tamika Catchings Watch List

Madina Okot

Lisa Leslie Preseason Top 20 Watch List
USBWA Player of the Week (12/1-7)
SEC Player of the Week (12/2-8)

GAMECOCKS IN THE RANKINGS (thru games of 1/8)

Team	SEC	NCAA	Actual	Joyce Edwards	SEC	NCAA	Actual
Scoring Offense	4	4	91.2	Points per game	3	12	21.1
Scoring Defense	4	14	54.2	FG percentage	1	11	.613
Scoring Margin	3	4	+37.0	Blocks per game	10	82	1.5
Field Goal Percentage	2	2	.526	Raven Johnson			
Field Goal %age Def.	2	3	.322	Assists per game	6	24	5.5
3-Point FG %age	2	12	.381	Assist-to-turnover ratio	2	7	3.4
3-Point FG %age Def.	1	14	.253	Tessa Johnson			
3-Point FG Made/Gm.	9	188	6.1	3-Point FG percentage	1	12	.464
Free Throw Percentage	14	215	.690	3-Point FGs made/game	6	75	2.4
Free Throws Made/Gm.	7	33	15.3	Ta'Niya Latson			
Rebounding Average	3	8	45.5	Points per game	11	86	16.9
Rebounding Margin	3	6	+14.1	FG percentage	9	66	.519
Offensive Rebound Avg.	8	53	14.4	FT percentage	5	91	.828
Assists Per Game	5	15	19.1	Assist-to-turnover ratio	7	39	2.4
Steals Per Game	10	110	9.5	Madina Okot			
Turnover Margin	5	30	+6.4	Points per game	16	154	15.2
Turnovers Per Game	3	13	12.0	Rebounds per game	2	9	11.4
Assist-to-Turnover Ratio	4	9	1.6	FG percentage	2	12	.612
Blocked Shots Per Game	2	4	6.7	Blocks per game	5	48	1.7
Bench Points Per Game	13	249	17.2	Off. rebs. per game	2	16	4.2
Home Attendance Avg.	1	1	15,621	Double-doubles	2	2	12

that mark is skewed by the early seasons of her tenure. Since the start of the 2014-15 campaign, the Gamecocks are 120-33 (.784) against ranked teams, including a 50-6 (.893) mark since the start of the 2021-22 season.

This season, South Carolina is 3-1 against ranked opponents with all three games happening outside of Columbia – W 69-52 vs. #8/10 Southern Cal (Nov. 15), L 64-66 vs. #4/4 Texas (Nov. 27), W 79-77 at #22/21 Louisville (Dec. 4), W 83-57 vs. #-/24 Alabama (Jan. 1).

Schedule Sketch

South Carolina's schedule continues to challenge and prepare the team for the postseason. This year's slate features 12 games against teams ranked in the current top 25 – five home, five road and two neutral sites. Four of the 10 games are against teams in the top 10.

The non-conference schedule was highlighted by three ranked matchups – vs. #8/10 Southern Cal (W, 69-52), vs. #4/4 Texas (L, 64-66) and at #22/21 Louisville (W, 79-77).

In the NET rankings, South Carolina is ranked fourth and has 3 Quad 1 games on the schedule, including four non-conference matchups. The Gamecocks are second in the SEC in the NET rankings and in average opponent NET ranking (22). Their four Quad 1 wins this season are third-most in the nation (2nd in SEC).

Ranking Review

South Carolina is currently ranked No. 3 in both the AP Poll and the USA Today/WBCA Coaches' Poll.

It marks the Gamecocks' 126th consecutive entry in the AP top 10, beginning with the 2019-20 preseason poll. It is the longest active streak and the eighth longest in the history of that poll (7th is 137, Baylor). Their 257 straight appearances in the AP Poll, dating back to Dec. 10, 2012, mark the second-longest active streak in the nation and is the tied for the sixth longest all-time (5th, Duke/Stanford, 312).

In the USA Today/WBCA Coaches' Poll, South Carolina has been in the top 10 since claiming the No. 10 spot in the 2019-20 preseason poll.

THE STALEY ERA

Wins

30-Win Seasons	8
25-Win Seasons	13
20-Win Seasons	14
Winning Seasons	15

National Rankings

Weeks in the AP Top 25	262
Weeks in the AP Top 10	217
Weeks in the AP Top 3	142
Weeks at AP No. 1	84

Postseason

NCAA Tournament Appearances	13
NCAA Sweet 16s	12
NCAA Final Fours	7
National Championships	3

In the SEC

Regular-Season Championships	9
Regular-Season Top 3 Finishes	13
Tournament Championships	9

Staley's Standard

In her 26th season as a head coach, Dawn Staley has a .776 (.663-191) winning percentage, which ranks ninth in the nation among active head coaches and 10th all-time. With three national championships, she ranks fourth among head coaches all-time in NCAA titles.

Staley is one of just two women's basketball coaches to lead their teams to multiple 40-game win streaks in NCAA history with the Gamecocks' program-record 43-game streak (2023-24) ranking seventh longest in NCAA history. She is one of just 11 men's or women's basketball coaches all-time to win at least three NCAA National Championships and the first Black head coach to win multiple titles. She is one of seven coaches to lead a team to at least four NCAA National Championship games.

Now in her 18th season with the Gamecocks, Staley is the program's all-time winningest coach (491) with a program-record 14 postseason appearances. She accounts for all seven of the Gamecocks' Final Four appearances and the only NCAA National Championships in program history. Her leadership on the court and in the community resulted in the City of Columbia commissioning a statue of Staley, which stands a short distance from the Gamecocks' home Colonial Life Arena.

Staley's nine SEC regular-season championships trail only Pat Summitt's 16 in league history, and her seven SEC Coach of the Year awards trail Summitt's league record by just one. Staley's 217 SEC regular-season wins are the most among active league coaches and third all-time – behind just Summitt (Tennessee, 306) and Andy Landers (Georgia, 273). She was the second-fastest to the 200-win mark in league history with her 255 games trailing Summitt's mark of 229. Staley's .795 SEC winning percentage (217-56) is second only to Summitt (.874) among coaches in the league more than five seasons. She owns the SEC record for consecutive regular-season conference victories with a 57-game streak that began in the 2021-22 season and ended in 2024-25.

Efficiency Report

A focus for South Carolina on both sides of the ball is efficiency – creating its own and disrupting its opponents'. This season, they are among the best in the nation at both – ranking second in the NCAA in field goal percentage (.526) and third in field goal percentage defense (.322).

Individually, four Gamecock starters are among the SEC's top 10 in field goal percentage, including the top two in Joyce Edwards (.613) and Madina Okot (.612), who rank 11th and 12th in the nation, respectively. Ta'Niya Latson's 51.9 percent accuracy comes in ninth in the SEC, and Tessa Johnson's 49.7 percent is 11th.

From 3-point range, the Gamecocks are 12th in the nation with a .381 percentage (2nd in SEC). Tessa Johnson is among the nation's most accurate outside shooters with her SEC-best 46.4 percent accuracy ranking 12th in the nation. Her 2.4 made 3s per game are sixth in the SEC.

Paint Production

South Carolina has long controlled the paint, and this season is no different, even with a guard-dominated roster.

With 56.0 percent of their points coming in the paint, the Gamecocks are second in the nation with 51.1 paint points per game and are out-scoring opponents in that space by an average of 28.8 points, including a +13.5 edge against ranked opponents. They tied the program record for single-game paint points in back-to-back outings with 74 at USF (Dec. 18) and at FGCU (Dec. 20).

The Gamecocks are shooting 63.2 percent in the paint compared to opponents' 41.0 percent accuracy.

NATIONAL RANKINGS

Associated Press Poll (Jan. 5)

1. UConn	15-0
2. Texas	17-0
3. South Carolina	15-1
4. UCLA	14-1
5. Oklahoma	14-1
6. Kentucky	15-1
7. Vanderbilt	15-0
8. Maryland	15-1
9. Michigan	11-2
10. Louisville	14-3
11. Iowa State	14-1
12. LSU	14-2
13. TCU	14-1
14. Iowa	12-2
15. Michigan State	14-1
16. Baylor	13-3
17. Texas Tech	16-0
18. Ole Miss	14-3
19. Ohio State	13-2
20. Tennessee	10-3
21. Southern Cal	10-4
22. North Carolina	13-4
23. Washington	12-2
24. Princeton	13-1
25. Nebraska	13-2

USA Today/WBCA Coaches' Poll (Jan. 6)

1. UConn	15-0
2. Texas	17-0
3. South Carolina	15-1
4. UCLA	14-1
5. Oklahoma	14-1
6. Vanderbilt	15-0
7. Kentucky	15-1
8. Maryland	15-1
9. Michigan	12-2
10. TCU	14-1
11. Louisville	14-3
12. LSU	14-2
13. Iowa State	14-1
14. Iowa	13-2
15. Michigan State	14-1
16. Baylor	13-3
17. Ole Miss	14-3
18. North Carolina	13-4
19. Ohio State	13-2
20. Texas Tech	16-0
21. Southern Cal	10-4
22. Tennessee	10-3
23. Washington	12-2
24. Alabama	15-1
25. Notre Dame	10-4

Fast Forward

The Gamecocks have been on the move this season, ranking second in the nation with 24.6 fast break points per game. For context, the program record of 18.0 fast break points per game was set in 2023-24, and last season's average was 17.1.

South Carolina's season-high of 56 fast break points against Queens (Nov. 23) were the third-most in program history. The Gamecocks are out-scoring opponents on the break by 17.3 points per game (24.6-7.3).

GAMECOCKS IN 2025-26 NATIONAL POLLS

Poll	Pre	11/10	11/17	11/24	12/1	12/8	12/15	12/22	12/29	1/5	1/12	1/19	1/26	2/2	2/9	2/16	2/23	3/2	3/9	3/16
Associated Press	2	2	2	2	3	3	3	3	No Poll	3										
Coaches	2	2	2	2	3	3	3	3	3	3										

Block Party

The Gamecocks have been a premier shot blocking program since their first national championship in 2017. They ranked in the top 15 in blocks per game that season and have only climbed higher in the eight subsequent seasons, including four years leading the nation in the stat and twice coming in second. Beyond the number of blocks, their block percentage has led the nation three seasons.

This season, South Carolina is fourth in the nation with 6.7 blocks per game, including 4.3 against ranked opponents and 7.3 per game in SEC play. The Gamecocks have blocked 16.5 percent of opponents' 2-point attempts, which ranks fourth in the nation, per Her Hoop Stats.

Madina Okot tops the individual list with 1.7 blocks per game to rank fifth in the SEC. Joyce Edwards is just behind at 1.5 per game (10th). Gamecock guards have added 2.3 blocks per game to the team's average.

Glass Work

South Carolina is sixth in the nation in rebounding margin (+14.1) and eighth in rebounding average (45.5). They have corralled 42.8 percent of their missed shots for an offensive rebounding percentage that ranks ninth.

Senior Madina Okot is ninth in the nation with 11.4 rebounds per game (2nd in SEC), and her 4.2 offensive rebounds per game are 16th (2nd in SEC). She has been in double figures in rebounds in 13 games.

Sophomore Joyce Edwards is next in line at 6.3 rebounds per game, and four double-digit games. In SEC action, her 7.0 rebounds per game are 13th in the league as are her 2.7 offensive boards per game.

Freshman Agot Makeer leads the guards with 4.3 boards per game after her 10-rebound outing against Providence (Dec. 28).

Quarter Breakdown

South Carolina has been started and finished strong this season with a +10.2 scoring margin in the first quarter and a +9.9 margin in the fourth. The offense has been most efficient in the first quarter, shooting 56.7 percent in the opening 10 minutes. Opponents have been least efficient in the fourth quarter, shooting just 25.7 percent in the final period

Here's a more detailed look at the quarter-by-quarter production for the Gamecocks this season:

Qtr.	SC-Opp	Avg. Pts.	SC-Opp	Avg. Reb.
	Avg. Pts	Margin	Avg. Reb	Margin
1	24.7-14.5	+10.2	10.2-7.2	+3.0
2	21.4-13.9	+7.4	11.9-8.5	+3.4
3	23.4-13.9	+9.5	11.8-7.6	+4.2
4	21.7-11.8	+9.9	11.6-8.1	+3.5

Individually, four Gamecocks have scored double digits in a single quarter a combined 15 times – Joyce Edwards (7), Madina Okot (3), Tessa Johnson (2), Ta’Niya Latson (2), Raven Johnson (1). The top single-quarter individual scoring this season is 13 points by Latson in the third and fourth quarters against NC Central (Dec. 4) and Okot in the fourth quarter at FGCU (Dec. 20).

That’s So Raven

Senior point guard Raven Johnson has been at the tip of the spear for the Gamecocks on both sides of the ball and has led the team to nothing but winning.

In Johnson's fourth full season, South Carolina is 123-6 (.953) with her in the lineup (missed one game each in the 2022-23 and 2023-24 seasons), including a 37-4 mark (.902) against ranked teams. Her three complete seasons feature three trips to the Final Four, including a National Championship (2024) and runner-up finish (2025), three SEC Regular-Season titles and three SEC Tournament championships in the three full seasons of her career.

DOUBLE-DOUBLES

Joyce Edwards (4)		
11/15	vs. #8/10 Southern Cal	17 pts/10 rebs
12/7	NC Central	25 pts/10 rebs
12/20	at FGCU	29 pts/10 rebs
1/4	at Florida	11 pts/10 rebs

Raven Johnson (2)		
11/7	Bowling Green	11 pts/11 assts
11/15	vs. #8/10 Southern Cal	14 pts/11 rebs

Agot Makeer (1)		
12/28	Providence	10 pts/10 rebs

Madina Okot (12)		
11/7	Bowling Green	13 pts/11 rebs
11/11	Clemson	12 pts/12 rebs
11/19	Winthrop	23 pts/11 rebs
11/23	Queens	14 pts/12 rebs
11/26	vs. Duke	23 pts/13 rebs
11/27	vs. #4/4 Texas	12 pts/11 rebs
12/4	at #22/21 Louisville	23 pts/13 rebs
12/18	at USF	12 pts/10 rebs
12/20	at FGCU	27 pts/12 rebs
12/28	Providence	18 pts/13 rebs
1/4	at Florida	12 pts/17 rebs
1/8	at Arkansas	15 pts/10 rebs

Adhel Tac (1)		
11/23	Queens	11 pts/10 rebs

Johnson is sixth in program history in career assists (503 – 5th is Sharon Rivers, 507) and fifth in the category for SEC play (175). She owns three of the top seven single-season assist-to-turnover ratios in program history, including a program-record 3.33 mark in SEC play in 2024-

GAMES LED TEAM IN...

Scoring	2025-26	Career	Record	Rebounding	2025-26	Career	Record	Assists	2025-26	Career	Record
Joyce Edwards	10	26	23-3	Madina Okot	14	38*	28-10*	Raven Johnson	10	63	61-2
Ta’Niya Latson	4	72*	52-20	Raven Johnson	2	12	11-1	Ta’Niya Latson	3	52*	35-17*
Madina Okot	3	11*	10-1*	Joyce Edwards	1	7	6-1	Tessa Johnson	3	8	8-0
Tessa Johnson	1	6	6-0	Ta’Niya Latson	0	6*	5-1*	Maddy McDaniel	2	7	6-1
Raven Johnson	1	1	1-0	Maryam Dauda	0	5*	2-3	Joyce Edwards	2	3	3-0
Maryam Dauda	0	5*	1-4								

* indicates includes games at previous NCAA Div. I program

MISCELLANEOUS STATS

Triple-Double	2025-26	Career	Record	10+ Points	2025-26	Career	Record	10+ Assists	2025-26	Career	Record
Ta’Niya Latson	0	1*	1-0*	Joyce Edwards	17	44	41-3	Raven Johnson	2	3	3-0
				Madina Okot	15	36*	32-5*	Ta’Niya Latson	0	4*	4-0*
Double-Doubles	2025-26	Career	Record	Ta’Niya Latson	13	99*	72-27*				
Madina Okot	12	24*	21-3*	Tessa Johnson	13	38	37-1	5+ Assists	2025-26	Career	Record
Joyce Edwards	4	8	8-0	Raven Johnson	12	34	33-1	Raven Johnson	10	47	46-1
Raven Johnson	2	3	3-0	Agot Makeer	3	3	3-0	Ta’Niya Latson	4	39*	31-8*
Agot Makeer	1	1	1-0	Ayla McDowell	2	2	2-0	Joyce Edwards	3	4	4-0
Adhel Tac	1	1	1-0	Maryam Dauda	1	23*	13-10	Tessa Johnson	3	8	8-0
Ta’Niya Latson	0	5*	5-0*	Adhel Tac	1	1	1-0	Maddy McDaniel	3	5	5-0
Maryam Dauda	0	2*	1-1	Maddy McDaniel	0	1	1-0				
								5+ Blocks	2025-26	Career	Record
40+ Points	2025-26	Career	Record	20+ Rebounds	2025-26	Career	Record	Maryam Dauda	0	1*	1-0
Ta’Niya Latson	0	1*	1-0*	Madina Okot	0	1*	1-0*				
								5+ Steals	2025-26	Career	Record
30+ Points	2025-26	Career	Record	10+ Rebounds	2025-26	Career	Record	Raven Johnson	1	7	7-0
Ta’Niya Latson	1	21*	18-3*	Madina Okot	13	30*	24-6*	Ta’Niya Latson	1	5	5-0
Joyce Edwards	1	1	1-0	Joyce Edwards	4	8	8-0	Madina Okot	1	2	2-0
				Raven Johnson	1	4	4-0	Joyce Edwards	1	1	1-0
20+ Points	2025-26	Career	Record	Agot Makeer	1	1	1-0				
Joyce Edwards	10	15	15-0	Adhel Tac	1	1	1-0				
Ta’Niya Latson	4	66*	51-15*	Maryam Dauda	0	5*	4-1				
Madina Okot	4	6*	6-0*	Ta’Niya Latson	0	3*	3-0*				
Tessa Johnson	1	2	2-0								
Maryam Dauda	0	1*	0-1								

* indicates includes games at previous NCAA Div. I program

25. Her current career 2.8 A:T.O (503:177) is well ahead of the current program record of 2.55 by WNBA veteran Tyasha Harris (2017-20).

This season, Johnson is 24th in the nation and sixth in the SEC in assists per game (5.5), including a pair of double-digit assist games. She is seventh in the nation and second in the SEC with a 3.4 assist-to-turnover ratio. Her stat stuffing includes a career-best 10.2 points, 4.2 rebounds and 1.6 steals per game. She is shooting 52.0 percent from the field, including 40.0 percent from 3-point range – both career-best numbers. Against ranked opponents, her numbers rise to 12.3 points per game on 57.1 percent shooting, 57.1 percent from 3-point range, and 4.8 rebounds per game.

TEAM SPECIALTY STATS

		Pts. in Paint	Pts. Off TOs	2nd Chance Pts	Fast Break Pts
11/3	GCU	40-18	22-10	14-15	32-2
11/7	BGSU	66-18	21-13	20-4	37-2
11/11	Clem.	36-18	11-13	16-2	7-3
11/15	vs SoCal	44-28	16-9	15-7	11-9
11/19	Winthrop	70-20	26-8	27-17	33-7
11/23	Queens	66-12	22-12	11-13	56-13
11/26	vs. Duke	58-28	18-13	14-6	24-8
11/27	vs. TX	38-28	18-18	8-12	7-8
12/4	at UL	36-30	11-13	6-10	0-6
12/7	NCCU	42-18	42-9	20-2	38-12
12/14	PSU	60-24	33-5	17-21	41-9
12/18	at USF	74-28	38-5	11-2	34-5
12/20	at FGCU	74-10	34-3	27-2	21-5
12/28	Prov.	42-28	14-9	14-11	30-3
1/1	Ala.	40-18	20-11	8-3	25-4
1/4	at FL	34-32	14-13	20-9	7-16
1/8	at Ark.	48-20	30-8	7-5	15-12
1/11	GA				
1/15	TX				
1/18	at CSU				
1/22	at OK				
1/25	Vandy				
1/29	at Aub.				
2/2	at TAM				
2/5	M State				
2/8	TN				
2/14	at LSU				
2/19	at AL				
2/22	OM				
2/26	MO				
3/1	at KY				
Season Avg.		51.1-22.2	22.9-10.1	15.0-8.3	24.6-7.3
SEC Avg.		40.7-23.3	21.3-10.7	11.7-5.7	15.7-10.7

In SEC action, Johnson has been especially assertive on offense, ranking 12th in the league with 16.0 points per conference game and third in field goal percentage (.586).

Johnson has a pair of double-doubles this season in two different ways – 11 points, 11 assists vs. Bowling Green; 14 points, 11 rebounds vs. #8/10 Southern Cal.

Let Us Re-Joyce

Forward Joyce Edwards is backing up a solid freshman season – just the third freshman in program history to earn First-Team All-SEC honors – with a dominating sophomore campaign. Edwards is on the watch lists for every national player of the year award and the Katrina McClain Power

STARTERS VS. BENCH

		SC Starters	Opp. Starters	SC Bench	Opp. Bench
11/3	GCU	75	34	19	20
11/7	BGSU	79	25	35	22
11/11	Clem.	57	28	8	9
11/15	vs SoCal	63	38	6	14
11/19	Winthrop	81	48	25	8
11/23	Queens	88	31	33	18
11/26	vs. Duke	72	44	11	22
11/27	vs. TX	62	49	2	17
12/4	at UL	75	43	4	34
12/7	NCCU	76	34	30	8
12/14	PSU	79	50	16	5
12/18	at USF	88	19	15	25
12/20	at FGCU	82	35	23	8
12/28	Prov.	70	41	26	14
1/1	Ala.	72	49	11	8
1/4	at FL	60	44	14	19
1/8	at Ark.	79	24	14	34
1/11	GA				
1/15	TX				
1/18	at CSU				
1/22	at OK				
1/25	Vandy				
1/29	at Aub.				
2/2	at TAM				
2/5	M State				
2/8	TN				
2/14	at LSU				
2/19	at AL				
2/22	OM				
2/26	MO				
3/1	at KY				
Season Avg.		74.0	37.4	17.2	16.8
SEC Avg.		70.3	39.0	13.0	20.3

Forward of the Year list as well.

Her team-high 21.1 points per game ranks 12th in the nation (3rd) in the SEC, including a team-best 10 20-point outings. Her scoring has come on an SEC-best 61.3 percent field goal shooting, which is 11th in the nation. She has a pair of games shooting over 90.0 percent, including a 14-of-15 (.933) outing at USF (Dec. 18), which tied for the second-highest single-game percentage in program history.

Edwards is stuffing the box score beyond scoring, averaging 2.5 assists, including three outings of at least five, and upping her rebounding to 6.3 per game. In SEC action, her 7.0 rebound per game are 13th in the league as are her 2.7 offensive boards per outing.

She has twice been named SEC Player of the Week (Nov. 11-17 and Dec. 16-22).

It's T-Time

Junior guard Tessa Johnson has shaken off her "Tournament Tessa" moniker to bring "Trusted Tessa" out every time she steps on the court and on both sides of the ball while adapting to a starting role this season.

After an offseason focused on her physical conditioning and how nutrition multiplies that effort, Johnson is logging 229.6 minutes per game and her scoring and efficiency have risen to career-best levels.

Johnson's SEC-best .464 3-point percentage is 12th in the nation as part of her overall 49.7 percent accuracy (11th in SEC), and she is the only SEC player ranked in the league's top 15 of both percentages. Her 2.4 made 3s per game are sixth in the SEC. She is also averaging a career-best 2.9 assists.

Johnson's 13.8 points per game are fourth on the team, and the mark includes 13.8 points per game against ranked opponents. In SEC action, she is 17th in the league with 14.7 points per game and eighth in assist-to-turnover ratio (2.3).

Johnson has built steadily year over year, beginning with a freshman year that saw her shine in the most crucial moments of the team's undefeated run to the 2024 National Championship. She averaged 14.0 points on 58.8 percent shooting in the final weekend of the season, including a team-best 19 points in the title game to earn a spot on the NCAA Final Four All-Tournament Team.

Changes in Lat-itude

The top scorer in the nation last season, senior guard Ta'Niya Latson decided to join South Carolina for her final college season because she knew head coach Dawn Staley and the Gamecocks had what she needed to challenge herself to expand areas of her game she was not able to hone at Florida State. Without the pressure of being the sole focal point of an offense, Latson's efficiency has skyrocketed and her defensive skills are steadily expanding. Named an AP Preseason All-American and to the watch lists of every national player of the year award, Latson improved her strength in the offseason, which has helped her make strides defensively, and she is seeing the court better on offense.

Latson is 11th in the SEC in scoring at 16.9 points per game and ninth in field goal percentage, hitting 51.9 percent, including 41.7 percent from 3-point range. Her 4.0 assists per game (12th in SEC) have led to another 9.2 points per game, meaning she has her hands on 28.1 percent of the Gamecocks' total offense (26.1 ppg).

M.O.-mentum

After just starting the sport at 17 years old, 6-foot-6 center Madina Okot is becoming one of the most dominant centers in the sport. Last season at Mississippi State, she was the SEC's top percentage shooter (.649) and fourth in rebounding. With her final year of eligibility, she came to Columbia with the mindset to be the next entry in the Gamecocks' legacy of dominant post players.

The quiet Okot has drawn praise from her head coach on her strength and agility and been challenged to show

2025-26 SCORING DIFFERENTIALS

All Games

Largest lead in a win	by 74 (119-45), 4th-1:12, vs. Queens, 11/23
Largest deficit overcome to win	by 5 (68-73), 4th-4:23, at #22/21 Louisville, 12/4
Largest deficit in a loss	by 8 (19-27), 2nd-6:57, vs. #4/4 Texas, 11/27
Best scoring run	30 points, 3rd-2:13, vs. Queens, 12/7
Best scoring run against	9 points, 3rd-5:18, vs. Duke, 11/26
Most lead changes	13 at #22/21 Louisville, 12/4
Most times tied	8 vs. #4/4 Texas, 11/27
Most minutes trailed	27:18 vs. #4/4 Texas, 11/27

vs. Ranked Opponents

Largest lead in a win	by 17 (69-52), 4th-0:30, vs. #8/10 Southern Cal, 11/15
Largest deficit overcome to win	by 5 (68-73), 4th-4:23, at #22/21 Louisville, 12/4
Largest deficit in a loss	by 8 (19-27), 2nd-6:57, vs. #4/4 Texas, 11/27
Best scoring run	8 points (2nd-9:19, at #22/21 Louisville, 12/4
Best scoring run against	8 points, 1st-1:31, vs. #8/10 Southern Cal, 11/15
Most lead changes	13 at #22/21 Louisville, 12/4
Most times tied	8 vs. #4/4 Texas, 11/27
Most minutes trailed	27:18 vs. #4/4 Texas, 11/27

her dominance every time she steps on the court. After an average season opener, Okot has been rising to that challenge, and both her production and her comfort level have been growing exponentially.

Okot is among the nation's top 20 in four stats – double-doubles (2nd, 12), rebounds per game (9th, 11.4), field goal percentage (12th, .612) and offensive rebounds per game (16th, 4.2). Her 1.7 blocks per game come in fifth in the SEC. In league play, Okot's rebounding rises 12.0 per game, and her offensive rebounding average to 6.0 – both numbers that rank second in the SEC.

Mighty Mouse

Sophomore point guard Maddy McDaniel, whose nickname is Mouse, is a spark of energy and speed off the bench. She has started to string together solid performances in practices and games as the Gamecocks start SEC play.

Through three league games this season, McDaniel is sixth in the SEC with 4.3 assists per game and comes in second with a 4.3 assist-to-turnover ratio in league play.

A-got Send

Freshman guard Agot Makeer was ranked sixth in the Class of 2025 and drew McDonald's All-America and honorable mention Naismith All-America honors out of Montverde Academy (FL). She opened her college career on the USWBA Tamika Catchings Freshman of the Year and the Wooden Award watch lists.

The long, lithe Makeer is averaging 6.7 points to go along with 4.3 rebounds per game. She has been in the starting lineup since the start of SEC play and is thriving in that role, averaging 7.7 points on 40.0 percent shooting, which including 50.0 percent accuracy from 3-point range. Defensively she is finding her footing as well, ranking among the league's top 15 in steals (15th, 2.0) and blocks (14th, 1.0) per SEC game.

Le Tour de France

Freshman Alicia Tournebize arrived in Columbia on New Year's Day to bolster the Gamecocks' frontcourt. The 6-foot-7 forward is France's first documented woman to dunk in a game who has gone on to do it as part of her professional and international teams, including a two-handed effort against Belgium in the 2025 FIBA U18 EuroBasket.

Tournebize helped France to third place at that tournament, leading the team in scoring (12.1 ppg) and rebounding (8.9 rpg), both of which ranked in the

tournament's top 10 and helped her claim a spot on the All-Star 5. She was also part of the French team that took fourth at the 2024 FIBA U17 World Cup.

Basketball is in Tournebize's DNA as her mother, Isabelle Fijalkowski, played at Colorado and in the WNBA along with her decorated international career. She is in the French Basketball Academy Hall of Fame (2011) and the FIBA Hall of Fame (2020) and is set to be inducted into the Women's Basketball Hall of Fame as part of the 2026 Class.

Everybody's All-American

The Gamecocks' 11-woman roster includes eight McDonald's All-Americans – Maryam Dauda, Joyce Edwards, Raven Johnson, Tessa Johnson, Ta'Niya Latson, Agot Makeer, Maddy McDaniel and Ayla McDowell.

At South Carolina, Staley has coached 29 McDonald's All-Americans, including 22 who signed as freshmen.

What's Next

Just as the 2025-26 season began, event organizers were already releasing plans for the Gamecocks' 2026-27 season. South Carolina will be making its second appearance at all four events.

The Gamecocks will return to Paris for Oui Play 2026, facing Maryland in the season opener on Nov. 2. The return game of the Sprouts Farmers Market The Real SC game is set for Bon Secours Wellness Arena in Greenville, S.C., on Nov. 15. The Gamecocks are slated to take on UConn in the 2026 Basketball Hall of Fame Women's Showcase on Nov. 24. And the Charlotte Sports Foundation announced South Carolina's three-year commitment to the Ally Tipoff with games against North Carolina (2026), UConn (2027) and NC State (2028).

Who's Next

Head coach Dawn Staley signed a pair of top-20 players in the early signing period in forwards Kelsi Andrews and Kaeli Wynn. Both are on the Naismith Trophy Girls' High School Player of the Year watch list, released in November.

The 6-foot-3 Andrews is the #18 player in the Class of 2026 after helping lead IMG Academy to a high school national championship in 2025 with a 12-point, 13-rebound performance in the title game. She has also helped the U.S. to gold medals in the 2024 FIBA U17 World Cup and the 2023 FIBA U16 Americas Championship.

Wynn is the #17 player in the 2026 Class, standing 6-foot-2 and coming from basketball coach parents. She was a first-team all-state selection as a junior, averaging 17 points, 7.1 rebounds and 2.7 assists at Mater Dei High School, which was ranked No. 1 in the nation throughout the season.

WNBA Pipeline

Dawn Staley's status as a dream merchant is most evident by the steady stream of Gamecocks being drafted into and enjoying lengthy careers in the WNBA. Since her first Gamecock was drafted in 2015, she has seen 18 have their name called on draft night – the second-most by a program in that time.

Staley's numbers have skyrocketed since 2020 with an NCAA-best 12 draft picks since then, including a best-in-the-nation six first-round selections in that time.

In proof Staley sends players to the league ready, six Gamecocks have earned All-Rookie Team honors, including three WNBA Rookies of the Year – Allisha Gray (2017), Aja Wilson (2018), Aliyah Boston (2023).

Great Gamecock Fans

South Carolina fans have led the nation in average attendance for the last 11 seasons, although the NCAA does not officially recognize the COVID-limited attendance in the 2020-21 season. The Gamecocks are on track to continue that streak after selling out of season tickets for the second time in as many seasons and hosting seven of the 10 highest-attended games of the season, including six of the top seven, to average 15,621 fans per game.

The Gamecocks have had at least one sellout of their 18,000-seat Colonial Life Arena for eight straight seasons (excluding COVID-limited 2020-21 season) dating back to the first ever sellout of 18,000 on Feb. 8, 2016. There have been at least five sellouts in each of the last two seasons.

South Carolina's 2024-25 attendance average of 16,437 was the second-highest in the history of the NCAA, narrowly trailing Tennessee's 1998-99 average of 16,565. That mark included a program-record seven sellouts.

SEASON THEME: BEYOND MEASURE

Each year Dawn Staley chooses a theme for the team and fans to center their season around, and it often reflects not just the state of South Carolina women's basketball, but that of the game overall.

The Gamecocks' 2025-26 season theme is Beyond Measure, which centers on the value of the whole person or group beyond the commonly measured scale. A player's value to the team is not measured solely by her statline but also by a myriad of other ways she elevates her team. Championships and awards are not valued because they yield a trophy but also because they lift up a university, a city, a state. The value of the FAMS who support the team around the country is more than the value of ticket sales, but it is in the way they form a united community that supersedes all their difference.

More broadly, Beyond Measure is a reminder that the ceiling of the team and its players – and that of women's basketball as a sport – will always shatter any limitations others may place on it.

2025-26 ROSTER

No.	Name	Pos.	Ht.	Yr.	Hometown/Last School
00	Ta'Niya Latson	G	5-9	Sr.	Miami, Fla./Florida State
1	Maddy McDaniel	G	5-9	So.	Upper Marlboro, Md./Bishop McNamara
5	Tessa Johnson	G	6-0	Jr.	Albertville, Minn./Saint Michael Albertville
8	Joyce Edwards	F	6-3	So.	Camden, S.C./Camden
11	Madina Okot	C	6-6	Sr.	Mumias, Kenya / Mississippi State
15	Adhel Tac	F	6-5	So.	Grand Prairie, Texas/South Grand Prairie
21	Chloe Kitts	F	6-2	Sr.	Oviedo, Fla./DME Academy
24	Ayla McDowell	G	6-1	Fr.	Cypress, Texas/Cypress Springs
25	Raven Johnson	G	5-9	Sr.	Atlanta, Ga./Westlake
30	Maryam Dauda	F	6-4	Sr.	Bentonville, Ark./Arkansas
31	Alicia Tournebize	F	6-7	Fr.	Vichy, France/Lyceé Alain Fournier
44	Agot Makeer	G	6-0	Fr.	Thunder Bay, Ontario / Montverde Academy (FL)

Head Coach: Dawn Staley

Assoc. Head Coach: Lisa Boyer

Assistant Coaches: Jollette Law, Wendale Farrow, Mary Wooley, Khadijah Sessions

Sports Performance Coach: Molly Binetti; **Athletic Trainer:** Craig Oates

SOUTH CAROLINA'S RECORD WHEN ...

	vs. Ranked	SEC	All
Record	3-1	3-0	16-1
Playing a ranked opponent	3-1	1-0	3-1
Playing at home	1-0	1-0	9-0
Playing on the road	1-0	2-0	5-0
Playing at neutral site	1-1		2-1
Leading at half	3-0	3-0	16-0
Trailing at half	0-1		0-1
Tied at half			0-0
Playing an overtime game			0-0
0 players score in double figures			0-0
1 player scores in double figures			0-0
2 players score in double figures			0-0
3 players score in double figures			0-0
4 players score in double figures	3-1	3-0	11-1
5 players score in double figures			2-0
More than 5 players in double figures			3-0
Starters out-score opponent's starters	3-1	3-0	16-1
Opponent's starters score equal/more			0-0
Bench out-scores opponent's bench	1-0	1-0	8-0
Opponent's bench scores equal/more	2-1	2-0	8-1
Shooting 60% or better			5-0
Shooting between 50-59%	1-0	2-0	6-0
Shooting between 40-49%	2-1		4-1
Shooting between 30-39%		1-0	1-0
Shooting lower than 30%			0-0
Opponent shoots 50% or better			0-0
Opponent shoots between 40-49%	1-1		1-1
Opponent shoots between 30-39%	2-0	3-0	9-0
Opponent shoots between 20-29%			6-0
Opponent shoots less than 20%			0-0
Shooting better than opponent	3-1	3-0	16-1
Shooting worse than/equal to opponent			0-0
Having more FTs made than opponent	2-0	3-0	15-0
Having equal/fewer FTs made than opponent	1-1		1-1
Out-rebounding opponent	2-0	3-0	14-0
Having equal rebounds as opponent	1-0		1-0
Having fewer rebounds than opponent	0-1		1-1
Having fewer TOs than opponent	2-0	2-0	13-0
Having equal TOs as opponent	1-0		1-0
Having more TOs than opponent	0-1	1-0	2-1
Attempting more FT than 3FG	3-1	3-0	14-1
Attempting equal/fewer FT than 3FG			2-0
Making 5 or more 3FGs	2-0	3-0	13-0
Making fewer than 5 3FGs	1-1		3-1
Making no 3 FGs			0-0
Attempting 15 or more 3FGs	1-0	1-0	10-0
Attempting fewer than 15 3FGs	2-1	2-0	6-1
No South Carolina players foul out	3-0	2-0	15-0
One or more SC players foul out	0-1		1-1
No opposing players foul out	3-1	3-0	11-1
One or more opposing players foul out			5-0

	vs. Ranked	SEC	All
Assist at least half of field goals made	2-1	1-0	11-1
Assist on less than half of field goals made	1-0	2-0	5-0
Scoring more pts. in paint than opponent	3-1	3-0	16-1
Scoring equal/fewer pts. in paint than opp.			0-0
Scoring more pts. off TOs than opponent	2-0	3-0	14-0
Scoring equal/fewer pts. off TOs than opp.	1-1		2-1
Scoring more 2nd-chance pts.	2-0	3-0	13-0
Scoring equal/fewer 2nd-chance pts.	1-1		3-1
Scoring more fast break pts.	2-0	2-0	14-0
Scoring equal/fewer fast break pts.	1-1	1-0	2-1
Wearing primary white uniforms	1-0	1-0	10-0
Wearing secondary (Cocky) white uniforms	0-1		0-1
Wearing black uniforms			1-0
Wearing black script Carolina uniforms	2-0	2-0	5-0
Wearing garnet uniforms			0-0
Playing in November	1-1		7-1
Playing in December	1-0		6-0
Playing in January	1-0	3-0	3-0
Playing in February			0-0
Playing in March			0-0
Playing in April			0-0
Playing during the day	1-0	2-0	8-0
Playing at night	2-1	1-0	8-1
Playing on Sunday		1-0	5-0
Playing on Monday			1-0
Playing on Tuesday			1-0
Playing on Wednesday			2-0
Playing on Thursday	2-1	2-0	4-1
Playing on Friday			1-0
Playing on Saturday	1-0		2-0
Margin is less than 5 pts.	1-1		1-1
Margin is between 5-9 pts.			0-0
Margin is between 10-19 pts.	1-0	1-0	3-0
Margin is between 20-29 pts.	1-0	1-0	2-0
Margin is between 30-39 pts.		1-0	1-0
Margin is between 40-49 pts.			3-0
Margin is 50 pts. or more			6-0
Having a 20-pt. scorer	2-0	2-0	12-0
Having more than one 20-pt scorer	1-0		6-0
Having a 30-pt. scorer			2-0
Scoring 49 points or less			0-0
Scoring 50-59 points			0-0
Scoring 60-69 points	1-1		2-1
Scoring 70-79 points	1-0	1-0	2-0
Scoring 80-89 points	1-0	1-0	2-0
Scoring 90-99 points		1-0	5-0
Scoring 100 points or more			5-0
Opponent scores 39 points or less			1-0
Opponent scores 40-49 points			5-0
Opponent scores 50-59 points	2-0	2-0	7-0
Opponent scores 60-69 points	0-1	1-0	2-1
Opponent scores 70-79 points	1-0		1-0
Opponent scores 80-89 points			0-0
Opponent scores 90-99 points			0-0
Opponent scores 100 points or more			0-0

2025-26 TEAM HIGH / LOW

South Carolina Highs	South Carolina Lows	Category	Opponent Lows	Opponent Highs
121 vs. Queens, 11/23*	64 vs. Texas, 11/27	Points in Game	37, Clemson, 11/11	77, at Louisville, 12/4
63 vs. Queens (2nd), 11/23	29 vs. Texas (1st), 11/27	Points in a Half	13, Clemson (2nd), 11/11	39, at Louisville (1st), 12/4 39, vs. Duke (2nd), 11/26
33 vs. Queens (4th), 11/23	10 vs. Texas, 11/27	Points in a Quarter	2, NC Central (3rd), 12/7 2, Clemson (4th), 11/11	25, at Louisville (1st), 12/4
33 vs. Winthrop (2nd), 11/19	10 vs. Clemson (3rd), 11/11	Field Goals Made	14, at FGCU, 12/20 14, Clemson, 11/11	31, at Louisville, 12/4
45 at FGCU, 12/20	25 vs. Texas, 11/27	Field Goal Attempts	52, at FGCU, 12/20	74, Bowling Green, 11/7
74 vs. Duke, 11/26	57 vs. Grand Canyon, 11/3	FG Percentage	.229 (16-70), Queens, 11/23	.477 (31-65), at Louisville, 12/4
.662 (43-65) vs. Queens, 11/23	.343 (24-70) at Florida, 1/4	3-Point FG Made	1, vs. Texas, 11/27 1, vs. Southern Cal, 11/15	9, Alabama, 1/1 9, at Louisville, 12/4 9, Queens, 11/23
12 vs. Providence, 12/28	1 vs. Duke, 11/26	3-Point FG Attempts	6, vs. Texas, 11/27	34, at FGCU, 12/20 34, Grand Canyon, 11/3
29 vs. Providence, 12/28	7 vs. Texas, 11/27	3-Point FG Percentage	.071 (1-14), vs. SoCal, 11/15	.421 (8-19), at Arkansas, 1/8
.556 (5-9) vs. Clemson, 11/11	.100 (1-10) vs. Duke, 11/26	Free Throws Made	4, 5x, last Alabama, 1/1	15, at Florida, 1/4 15, vs. Texas, 11/27
27 vs. NC Central, 12/7	7 vs. Southern Cal, 11/15	Free Throw Attempts	4, Clemson, 11/11	20, vs. Texas, 11/27
27 vs. Queens, 11/23	10 vs. Clemson, 11/11	FT Percentage	.400 (4-10), Penn State, 12/14	1.000 (8-8), at FGCU, 12/20
34 vs. NC Central, 12/7	32 vs. Texas, 11/27	Rebounds	18, at FGCU, 12/20	51, Penn State, 12/14
34 vs. Queens, 11/23	10 at Florida, 1/4	Assists	6, Grand Canyon, 11/3	17, vs. Duke, 11/26
824 (14-17) vs. Alabama, 1/1	.529 (9-17) at FGCU, 12/20	Steals	1, vs. Duke, 11/26	11, Bowling Green, 11/7
59 at Florida, 1/4	3 vs. Clemson, 11/11	Blocked Shots	0, Winthrop, 11/19x	10, Alabama, 1/1
26 vs. Queens, 11/23	1 at Louisville, 12/4	Turnovers	10, Clemson, 11/11	36, NC Central, 12/7
26 vs. Bowling Green, 11/7	5 vs. Penn State, 12/14	Fouls	12, vs. Duke, 11/26	26, Grand Canyon, 11/3
17 at USF, 12/18	9 vs. Bowling Green, 11/7			
17 vs. Penn State, 12/14				
12 vs. Queens, 11/23				
21 at Florida, 1/4				
21 vs. Grand Canyon, 11/3				

* indicates program record; * indicates Staley-era program record

2025-26 INDIVIDUAL SUPERLATIVES

Category	South Carolina	Opponent
Points in Game	34 by Joyce Edwards at USF, 12/18	22 by Kiyomi McMiller, Penn State, 12/14
Points in a Half	26 by Ta'Niya Latson vs. NC Central (2nd), 12/7	14 by Kiyomi McMiller, Penn State, 12/14
Points in a Quarter	13 by Madina Okot at FGCU (4th), 12/20 13 by Ta'Niya Latson vs. NC Central (4th), 12/7 13 by Ta'Niya Latson vs. NC Central (3rd), 12/7	13 by Chloe Mann, Grand Canyon (2nd), 11/3
Field Goals Made	14 by Joyce Edwards at FGCU, 12/20 14 by Joyce Edwards at USF, 12/18	9 by Kiyomi McMiller, Penn State, 12/14
Field Goal Attempts	20 by Joyce Edwards vs. Penn State, 12/14	27 by Kiyomi McMiller, Penn State, 12/14
FG Percentage (min 5 FGM)	.933 (14-15) by Joyce Edwards at USF, 12/18	.714 (5-7) by Teneisia Brown, Providence, 12/28
3-Point FG Made	5 by Tessa Johnson vs. Providence, 12/28 5 by Ta'Niya Latson vs. NC Central, 12/7 5 by Ayla McDowell vs. NC Central, 12/7	4, 4x, last by Sinai Douglas, at FGCU, 12/20
3-Point FG Attempts	11 by Tessa Johnson at Florida, 1/4	9 by Sinai Douglas, at FGCU, 12/20 9 by Moriah Murray, Penn State, 12/14
3FG Percentage (min 3 FGM)	.833 (5-6) by Ta'Niya Latson vs. NC Central, 12/7	.667 (6-9) by Jada Bates, at Arkansas, 1/8
Free Throws Made	8 by Raven Johnson at Florida, 1/4 8 by Maddy McDaniel vs. NC Central, 12/7	6, 3x, last by Taleyah Jones, at Arkansas, 1/8
Free Throw Attempts	10, 3x, last by Raven Johnson at Florida, 1/4	8, 2x, last, by Jessica Timmons Alabama, 1/1
FT Percentage (min 5 FTM)	1.00 (7-7) by Ta'Niya Latson vs. Penn State, 12/14 1.00 (7-7) by Ta'Niya Latson vs. Penn State, 12/14 1.00 (7-7) by Ta'Niya Latson vs. Bowling Green, 11/7	1.000 (6-6) by Taleyah Jones, at Arkansas, 1/8 1.000 (6-6) by Jordan Lee, vs. Texas, 11/27
Rebounds	17 by Madina Okot at Florida, 1/4	11 vs. Nalani Kaysia, Providence, 12/28
Assists	11 by Raven Johnson vs. Bowling Green, 11/7	9 by Rori Harmon, vs. Texas, 11/27
Steals	6 by Ta'Niya Latson at USF, 12/18 6 by Joyce Edwards vs. Penn State, 12/14 6 by Raven Johnson vs. NC Central, 12/7	5 by Madison Booker, vs. Texas, 11/27 5 by Johna Donahue, Bowling Green, 11/7
Blocked Shots	4 by Madina Okot at Arkansas, 1/8 4 by Joyce Edwards vs. Penn State, 12/14 4 by Madina Okot vs. Bowling Green, 11/7	3 by Cody Essence, Alabama, 1/1 3 by Kennedy Smith, vs. Southern Cal, 11/15
Turnovers	7 by Joyce Edwards vs. NC Central, 12/7	9 by Najah Lane, NC Central, 12/7

* indicates program record

* indicates Staley-era program record

2025-26 TEAM HIGH / LOW – SEC GAMES ONLY

South Carolina Highs	South Carolina Lows	Category	Opponent Lows	Opponent Highs
93 at Arkansas, 1/8	74 at Florida, 1/4	Points in Game	57, Alabama, 1/1	63, at Florida, 1/4
48 at Arkansas, 1/8 (1st)	37 at Florida, 1/4 (2nd) 37 at Florida, 1/4 (1st)	Points in a Half	23, Alabama, 1/1 (2nd)	34, Alabama, 1/1 (1st)
29 at Arkansas, 1/8 (1st)	16, 3x, last at Florida, 1/4 (3rd)	Points in a Quarter	10, Alabama, 1/1 (3rd)	19, at Arkansas, 1/8 (2nd) 19, at Florida, 1/4 (1st) 19, Alabama, 1/1 (2nd)
34 at Arkansas, 1/8	24 at Florida, 1/4	Field Goals Made	20, at Arkansas, 1/8	22, at Florida, 1/4 22, Alabama, 1/1
70 at Florida, 1/4	64 vs. Alabama, 1/1	Field Goal Attempts	60, Alabama, 1/1	65, at Florida, 1/4
515 (34-66) at Arkansas, 1/8	343 (24-70) at Florida, 1/4	FG Percentage	.328 (20-61) at Arkansas, 1/8	.367 (22-60), Alabama, 1/1
7 at Arkansas, 1/8	5 at Florida, 1/4	3-Point FG Made	4, at Florida, 1/4	9, Alabama, 1/1
	5 vs. Alabama, 1/1			
21 at Florida, 1/4	13 at Arkansas, 1/8 13 vs. Alabama, 1/1	3-Point FG Attempts	19, at Arkansas, 1/8	29, Alabama, 1/1
538 (7-13) at Arkansas, 1/8	238 (5-21) at Florida, 1/4	3-Point FG Percentage	.174 (4-23), at Florida, 1/4	.421 (8-19) at Arkansas, 1/8
21 at Florida, 1/4	14 vs. Alabama, 1/1	Free Throws Made	4, Alabama, 1/1	15, at Florida, 1/4
31 at Florida, 1/4	17 vs. Alabama, 1/1	Free Throw Attempts	6, Alabama, 1/1	17, at Florida, 1/4
.824 (14-17) vs. Alabama, 1/1	.621 (18-29) at Arkansas, 1/8	FT Percentage	.667 (4-6), Alabama, 1/1	.882 (15-17), at Florida, 1/4
59 at Florida, 1/4	43 at Arkansas, 1/8 43 vs. Alabama, 1/1	Rebounds	29, Alabama, 1/1	36, at Florida, 1/4
17 at Arkansas, 1/8	10 at Florida, 1/4	Assists	8, at Florida, 1/4	13, Alabama, 1/1
11 at Arkansas, 1/8	9 vs. Alabama, 1/1	Steals	3, Alabama, 1/1	8, at Florida, 1/4
9 at Arkansas, 1/8	4 vs. Alabama, 1/1	Blocked Shots	3, at Arkansas, 1/8 3, at Florida, 1/4	10, Alabama, 1/1
9 at Florida, 1/4				
21 at Florida, 1/4	9 vs. Alabama, 1/1	Turnovers	16, Alabama, 1/1	23, at Arkansas, 1/8
18 at Florida, 1/4	12 vs. Alabama, 1/1	Fouls	14, Alabama, 1/1	24, at Arkansas, 1/8

* indicates program record; ^ indicates Staley-era program record

2025-26 INDIVIDUAL SUPERLATIVES – SEC GAMES ONLY

Category	South Carolina	Opponent
Points in Game	25 by Joyce Edwards vs. Alabama, 1/1	18 by Liv McGill, at Florida, 1/4
Points in a Half	15 by Joyce Edwards vs. Alabama, 1/1 (2nd) 15 by Raven Johnson vs. Alabama, 1/1 (1st)	12 by Diana Collins, Alabama, 1/1 (2nd)
Points in a Quarter	11 by Madina Okot at Arkansas, 1/8 (3rd) 11 by Joyce Edwards vs. Alabama, 1/1 (3rd) 11 by Raven Johnson vs. Alabama, 1/1 (1st)	10 by Jessica Timmons, Alabama, 1/1 (2nd)
Field Goals Made	11 by Joyce Edwards vs. Alabama, 1/1	7, 2x, last by Liv McGill, at Florida, 1/4
Field Goal Attempts	18 by Joyce Edwards vs. Alabama, 1/1	17 by Liv McGill, at Florida, 1/4
FG Percentage (min 5 FGM)	.750 (6-8) by Raven Johnson at Arkansas, 1/8	.667 (6-9) by Jada Bates, at Arkansas, 1/8
3-Point FG Made	3 by Tessa Johnson at Arkansas, 1/8 3 by Tessa Johnson at Florida, 1/4	3 by Diana Collins, Alabama, 1/1
3-Point FG Attempts	11 by Tessa Johnson at Florida, 1/4	6 by Liv McGill, at Florida, 1/4 6 by Me'Arah O'Neal, at Florida, 1/4
3FG Percentage (min 3 FGM)	.750 (3-4) by Tessa Johnson at Arkansas, 1/8	.750 (3-4) by Diana Collins, Alabama, 1/1
Free Throws Made	8 by Raven Johnson at Florida, 1/4	6 by Taleyah Jones, at Arkansas, 1/8 6 by Laila Reynolds, at Florida, 1/4
Free Throw Attempts	10 by Raven Johnson at Florida, 1/4	7 by Laila Reynolds, at Florida, 1/4
FT Percentage (min 5 FTM)	.800 (8-10) by Raven Johnson at Florida, 1/4	1.000 (6-6) by Taleyah Jones, at Arkansas, 1/8
Rebounds	17 by Madina Okot at Florida, 1/4	7 by Liv McGill, at Florida, 1/4
Assists	6 by Maddy McDaniel at Arkansas, 1/8	3, 3x, last by Liv McGill, at Florida, 1/4
Steals	5 by Madina Okot at Florida, 1/4	3 by Liv McGill, at Florida, 1/4
Blocked Shots	4 by Madina Okot at Arkansas, 1/8	4 by Naomi Jones, Alabama, 1/1
Turnovers	5 by Joyce Edwards at Florida, 1/4	5, 2x, last by Laila Reynolds, at Florida, 1/4

* indicates program record

^ indicates Staley-era program record

THE LAST TIME...

INDIVIDUAL

Scored 50 Points

South Carolina 51, Jocelyn Penn vs. Stetson, 1/4/03
Opponent Never

Scored 40 Points

South Carolina 51, Jocelyn Penn vs. Stetson, 1/4/03
Opponent 41, Caitlyn Clark, Iowa, 3/31/23

Scored 30 Points

South Carolina 34, Joyce Edwards at USF, 12/18/25
Opponent 31, DeYona Gaston, Auburn, 2/2/25

Grabbed 20 Rebounds

South Carolina 20, Ashlyn Watkins vs. NC State, 4/5/24
Opponent 24, Teaira McCowan, at Mississippi State, 1/17/19

Grabbed 15 Rebounds

South Carolina 17, Madina Okot at Florida, 1/4/26
Opponent 15, Sarah Strong, vs. UConn, 4/6/25

Two Players with 20 or More Points

South Carolina Joyce Edwards 29/Madina Okot 27 at FGCU, 12/20/25
Opponent Azzi Fudd 24/Sarah Strong 24, vs. UConn, 4/6/25

Three or More Players with 20 or More Points

South Carolina T. Latson 24/M. Okot/J. Edwards 22 vs. Winthrop, 11/19/25
Opponent B McCain 29/T Stocks 23/N Mobley 20, Florida, 1/21/01

Two Players with 10 or More Rebounds

South Carolina Madina Okot 17/Joyce Edwards 10 at Florida, 1/4/26
Opponent Angel Reese 13/Aneesah Morrow 10, vs. LSU, 3/10/24

Three or More Players with 10 or More Rebounds

South Carolina M. Okot 15/R. Johnson 11/J. Edwards 10 vs. Southern Cal, 11/15/25
Opponent W. Rolle 12/J. Breland 10/L. Broomfield 10, vs. North Carolina, 12/19/10

Had 10 Assists

South Carolina 10, Raven Johnson vs. Winthrop, 11/19/25
Opponent 10, Paige Bueckers, UConn, 2/16/25

Had Five Steals

South Carolina 5, Madina Okot at Florida, 1/4/26
Opponent 5, Madison Booker, vs. Texas, 11/27/25

Had Five Blocked Shots

South Carolina 5, Sania Feagin at Ole Miss, 2/27/25
Opponent 5, Rita Igboke, vs. Ole Miss, 3/4/23

Had 20 Points and 20 Rebounds

South Carolina Aliyah Boston (28 pts/22 rebs) vs. N. Carolina, 3/25/22
Opponent Teaira McCowan (26 pts/24 rebs) at Mississippi State, 1/17/19

Two Players had a Double-Double

South Carolina Madina Okot (12 pts/17 rebs) / Joyce Edwards (11 pts/10 rebs) at Florida, 1/4/26
Opponent Angel Reese (15 pts/13 rebs) / Aneesah Morrow (19 pts/10 rebs) vs. LSU, 3/10/24

Three or More Players had a Double-Double

South Carolina L. Amihere (11 pts/11 rebs) / A. Boston (11 pts/12 rebs) / L. Grissett (13 pts/10 rebs) / V. Saxton (19 pts/12 rebs) vs. Charleston, 11/25/20
Opponent Shakira Austin (10 pts/16 rebs) / Kaila Charles (17 pts/10 rebs) / Channise Lewis (10 pts/12 assts), Maryland, 11/18/18

Had a Triple-Double

South Carolina Chloe Kitts (16 pts/13 rebs/10 assts) at Ole Miss, 2/27/25
Opponent Never

TEAM

Scored 100 Points

South Carolina 105 at FGCU, 12/20/25
Opponent 103, Clemson, 11/21/03

Won by 50 or More Points

South Carolina 105-43 (62) at FGCU, 12/20/25
Opponent 97-39 (58) at UConn, 12/17/07

Won by 40-49 Points

South Carolina 96-55 (41) vs. Providence, 12/28/25
Opponent 43-88 (45) at Vanderbilt, 1/9/05

Overcame More Than 15-Point Deficit to Win

South Carolina 18 (16-34) 6:24 in 2nd qtr. vs. Stanford, 12/21/21*
Opponent 16 (21-37) 1:43 in 2nd qtr., at Tennessee, 2/18/21

Shot 65.0% or Better from the Field

South Carolina .662 (43-65) vs. Queens, 11/23/25
Opponent Never

Shot 60.0-64.9% from the Field

South Carolina .625 (45-72) at FGCU, 12/20/25
Opponent .604 (29-48), Vanderbilt, 1/18/01

Shot 50.0-59.9% from the Field

South Carolina .515 (34-66) at Arkansas, 1/8/26
Opponent .500 (25-50), Auburn, 2/2/25

No Players in Double-Figure Points

South Carolina at Auburn, 1/19/12
Opponent at Georgia, 2/6/25

Five Players in Double-Figure Points

South Carolina at USF, 12/18/25
Opponent vs. Indiana, 3/29/24

More Than Five Players in Double-Figure Points

South Carolina 6 vs. Providence, 12/28/25
Opponent 5, at UCLA, 11/24/24

Faced AP Top-25 Opponent

Win 79-77 at No. 22 Louisville, 12/4/25
Loss 67-75 at No. 21 Tennessee, 2/18/21

Faced AP Top-10 Opponent

Win 69-52 vs. No. 8 Southern Cal, 11/15/25
Loss 58-87 vs. No. 7 UConn, 2/16/25

Faced AP Top-5 Opponent

Win 74-57 vs. No. 5 Texas, 4/4/25
Loss 66-64 vs. No. 4 Texas, 11/27/25

Faced AP No. 1 Team

Win 64-45 vs. Texas, 3/9/25 (SEC Tournament championship)
Loss 68-93 vs. Baylor, 3/30/19 (NCAA Sweet 16)

Overtime Game

Win 64-57 at Ole Miss, 2/19/23
Loss 69-70 at Missouri, 12/30/21

Double-Overtime Game

Win 82-73 at Purdue, 12/16/18
Loss 92-94 at Clemson, 11/19/09

South Carolina Was Ranked (AP Poll)

No. 1 No. 1, 11/18/24
Top 5 No. 3, 1/5/26
Top 10 No. 6, 2/24/25
Top 25 No. 15, 3/19/19

* indicates program record

SOUTH CAROLINA SINGLE-QUARTER RECORDS

TEAM			INDIVIDUAL		
Scoring			Scoring		
Most	Points		Most	Points	
1. vs. Saint Peter's, 11/22/16, 1st qtr.	37		1. Kaela Davis at Auburn, 1/5/17, 1st qtr.	19	
2. vs. Florida, 2/13/25, 1st qtr.	36		2. A'ja Wilson vs. Notre Dame, 11/26/17, 4th qtr.	18	
at Kentucky, 1/12/23, 4th qtr.	36		3. Alexis Jennings at Florida, 2/17/19, 3rd qtr.	17	
vs. Alabama, 2/3/22, 1st qtr.	36		4. Zia Cooke at Georgia, 1/2/23, 4th qtr.	15	
at Vanderbilt, 1/12/20, 3rd qtr.	36		Aliyah Boston vs. Florida, 12/31/20, 2nd qtr.	15	
vs. Alabama State, 3rd qtr.	36		M. Herbert Harrigan vs. TX A&M, 3/1/20, 1st qtr.	15	
			Kaela Davis vs. Quinnipiac, 3/25/17, 3rd qtr.	15	
			Tina Roy vs. Arkansas, 1/3/16, 3rd qtr.	15	
Fewest	Points		Rebounding		
1. vs. App State, 12/5/18, 4th qtr.	5		Most	Rebs	
2. vs. Oregon State, 3/23/21, 4th qtr.	6		1. Kamilla Cardoso vs. Ole Miss, 3/4/23, 2nd qtr.	9	
vs. Indiana, 11/28/19, 4th qtr.	6		Aliyah Boston vs. N. Carolina, 3/25/22, 4th qtr.	9	
vs. St. John's, 11/25/17, 2nd qtr.	6		LeLe Grissett at Vanderbilt, 1/14/21, 4th qtr.	9	
vs. Stanford, 3/31/17, 2nd qtr.	6		Aliyah Boston vs. UConn, 2/10/20, 1st qtr.	9	
vs. UCLA, 12/18/16, 1st qtr.	6		Aliyah Boston vs. Arkansas, 1/9/20, 1st qtr.	9	
			Alaina Coates at Arkansas, 2/5/17, 1st qtr.	9	
			Alaina Coates at Georgia, 1/26/17, 2nd qtr.	9	
Fewest Allowed	Points		Rebounding		
1. vs. Texas, 3/30/21, 4th qtr.	0		Total	Rebs	
at Vanderbilt, 1/14/21, 2nd qtr.	0		1. vs. Arkansas, 3/7/20, 4th qtr.	28	
at Ole Miss, 1/30/20, 1st qtr.	0		2. vs. Charleston, 11/25/20, 3rd qtr.	22	
4. vs. NC Central, 12/7/25 3rd qtr.	2		3. vs. Howard, 3/18/22, 1st qtr.	21	
vs. Clemson, 11/11/25, 4th qtr.	2		4. vs Coastal Carolina, 12/21/22, 1st qtr.	20	
4 other times	2		vs. Hampton, 11/27/22, 3rd qtr.	20	
			vs. Howard, 3/18/22, 3rd qtr.	20	
			vs. Howard, 3/18/22, 2nd qtr.	20	
			vs. Charleston, 11/25/20, 1st qtr.	20	
			at Ohio State, 11/14/16, 1st qtr.	20	
Most Allowed	Points		Margin	Rebs	Margin
1. vs. Baylor, 12/2/18, 1st qtr.	32		1. vs. Hampton, 11/27/22, 3rd qtr.	20-2	+18
at Maryland, 11/13/17, 4th qtr.	32		vs. Charleston, 11/25/20, 3rd qtr.	22-4	+18
vs. Kentucky, 2/26/17, 4th qtr.	32		3. vs. Arkansas, 1/22/23, 2nd qtr.	19-2	+17
4. vs. Arkansas, 3/8/19, 3rd qtr.	30		4. vs. Arkansas, 1/22/23, 3rd qtr.	18-2	+16
vs. Connecticut, 3/26/18, 1st qtr.	30		vs. Howard, 3/18/22, 2nd qtr.	20-4	+16
vs. Syracuse, 3/25/16, 4th qtr.	30		vs. Arkansas, 3/7/20, 4th qtr.	21-5	+16
Margin of Difference					
Lead	Score	Margin			
1. vs. Alabama State, 11/5/19, 3rd qtr.	36-9	+37			
2. vs. App State, 11/17/19, 1st qtr.	35-3	+32			
3. vs. NC Central, 12/7/25, 3rd qtr.	28-2	+26			
vs. Charleston, 11/25/20, 3rd qtr.	34-8	+26			
vs. USC Upstate, 11/21/19, 3rd qtr.	33-7	+26			
vs. Arkansas, 1/3/16, 2nd qtr.	35-9	+26			
Deficit	Score	Margin			
1. vs. UConn, 2/1/18, 2nd qtr.	8-29	-21			
2. at Tennessee, 2/15/18, 3rd qtr.	9-29	-20			
3. vs. Baylor, 12/2/18, 1st qtr.	13-32	-19			
at Mississippi State, 2/5/18, 4th qtr.	9-28	-19			
5. vs. Indiana, 11/28/19, 4th qtr.	6-24	-18			
vs. Connecticut, 3/26/18, 1st qtr.	12-30	-18			
Field Goals					
Made	FGM				
1. at Florida, 2/27/20, 1st qtr.	15				
vs. Saint Peter's, 11/22/16, 1st qtr.	15				
3. vs. Florida, 2/13/25, 1st qtr.	14				
vs. Coastal Carolina, 12/21/22, 1st qtr.	14				
vs. Alabama, 2/3/22, 1st qtr.	14				
vs. App State, 11/17/19, 1st qtr.	14				
vs. Notre Dame, 11/26/17, 4th qtr.	14				
vs. Arkansas, 1/3/16, 2nd qtr.	14				
Attempts	FGA				
1. vs. Arkansas, 3/7/20, 4th qtr.	28				
2. vs. Duke, 11/26/25, 2nd qtr.	26				
3. vs. Arkansas, 2/20/25, 3rd qtr.	25				
vs. Oklahoma, 1/19/25, 2nd qtr.	25				
vs. Purdue, 11/30/24, 1st qtr.	25				
vs. Howard, 3/18/22, 1st qtr.	25				
vs. Arkansas, 1/9/20, 3rd qtr.	25				



ALL-TIME SELLOUTS

18,478	Georgia, 2/18/24
18,167	UConn, 2/11/24
18,000	Kentucky, 3/2/25
18,000	UConn, 2/16/25
18,000	Auburn, 2/2/25
18,000	LSU, 1/24/25
18,000	Oklahoma, 1/19/25
18,000	Texas, 1/12/25
18,000	East Carolina, 11/17/24
18,000	Tennessee, 3/3/24
18,000	Ole Miss, 2/5/24
18,000	Vanderbilt, 1/28/24
18,000	Georgia, 2/26/23
18,000	LSU, 2/12/23
18,000	Tennessee, 2/20/22
18,000	Texas A&M, 3/1/20
18,000	UConn, 2/10/20
18,000	Mississippi State, 3/3/19
18,000	UConn, 2/1/18
18,000	Kentucky, 2/26/17
18,000	UConn, 2/8/16

YEAR-BY-YEAR RECORD

Year	Record	Pct.	Att. Avg.
2002-03	14-2	.875	3,244
2003-04	5-6	.455	1,828
2004-05	8-9	.471	1,764
2005-06	12-5	.706	1,455
2006-07	15-5	.750	1,845
2007-08	12-6	.667	1,802
2008-09	6-9	.400	2,793
2009-10	7-5	.583	3,442
2010-11	14-5	.737	2,996
2011-12	12-3	.800	3,139
2012-13	12-3	.800	4,082
2013-14	16-0	1.000	6,371
2014-15	16-0	1.000	12,293
2015-16	16-1	.941	14,364
2016-17	15-1	.938	12,277
2017-18	15-2	.882	13,239
2018-19	11-4	.733	11,542
2019-20	15-0	1.000	12,185
2020-21	10-1	.909	3,500*
2021-22	16-0	1.000	12,268
2022-23	17-0	1.000	12,942
2023-24	17-0	1.000	16,067
2024-25	16-1	.941	16,437
2025-26	9-0	1.000	15,880
Total	306-68	.818	7,918*
Staley Era	240-35	.873	10,144*

* 2020-21 attendance not counted in average or streaks due to COVID-19 restrictions

In women's basketball, Colonial Life Arena has become one of the most feared places to play as enormous crowds fill the building with passion for the Gamecocks.

The state of South Carolina has rallied around head coach Dawn Staley's program in unprecedented numbers as the Gamecocks have led the nation in average attendance in each of the last 10 seasons and boast 21 sellouts (18,000) in the last 10 seasons of full capacity arenas.

Colonial Life Arena is more than just the home of South Carolina men's and women's basketball, though. It is also a thriving entertainment venue that the city of Columbia and its surrounding metropolitan area are able to enjoy throughout the year.

Colonial Life Arena is the largest arena in the state of South Carolina with 18,000 seats, and the 10th-largest on-campus basketball facility in the nation. Located on the beautiful University of South Carolina campus, this one-of-a-kind facility features 41 suites, four entertainment suites, and the Frank McGuire Club, a full-service hospitality room that has a capacity of 300. The state-of-the-art facility also features plush seating, a technologically advanced sound system and a one-of-a-kind selection of unique concession foods that will delight fans of all ages.

In Summer 2017, a 12-display center-hung video board and ribbon boards were added to the arena bowl at a cost of \$4.2 million. The center-hung board features four convex-curved main displays that measure approximately 12' x 20' and can show any combination of live video, instant replays, statistics and game information, graphics and animations, and sponsorship messages.

The Arena has hosted numerous sold out shows, including Barnum and Bailey Circus, Paul McCartney, country superstars Kenny Chesney and Taylor Swift, WWE Wrestling, Kanye West and numerous other acts.

The largest building ever constructed at the University of South Carolina at 342,000 square feet, the Arena has an intimate double-deck design that puts every seat close to the action. The cantilever of the upper deck over the lower deck extends further than any other arena of its size with great sight lines.

Two spacious locker rooms for Gamecock men's and women's basketball include team meeting rooms, recruiting rooms, coaches locker rooms and an athletic training room.

COLONIAL LIFE ARENA NOTABLES

- 10-Time National Attendance Leader (2015-present)
- NCAA Tournament Host in 2015, 2016, 2017, 2018, 2022, 2023, 2024
- 148 consecutive regular-season games with at least 10,000 fans (Jan. 2, 2015-present)*
- 21 official sellouts (18,000) since 2015-16 season
- 6 undefeated seasons
- Longest home win streak – 71 games (12/17/20-2/13/25)

* 2020-21 attendance not counted in average or streaks due to COVID-19 regulation restrictions

"It is a beautiful thing to see unfold because a lot of people really didn't think it could get done. I tip my hat to Gamecock Nation for making this a wonderful place and creating a home court advantage that allows us to win close basketball games."

– South Carolina Head Coach Dawn Staley



Head Coach DAWN STALEY

18th Season at South Carolina
26th Season in Career

Since thrusting South Carolina into the national spotlight when she was hired in May 2008, Dawn Staley has made the Gamecocks a mainstay in the battle for SEC and national championships. The Naismith Memorial Basketball Hall of Fame inductee as a player is angling for another induction as a coach with her standing as one of five head coaches with at least three women's basketball National Championships and the only Black basketball head coach with multiple national titles, one of five head coaches to lead an undefeated team to a National Championship, and the first Black head coach of the USA Basketball Senior National Team.

In Staley's 18 seasons at the helm of the Gamecocks, highlights include:

- Three National Championships (2017, 2022, 2024)
- Seven NCAA Final Fours in the last 10 tournaments (2015, 2017, 2021, 2022, 2023, 2024, 2025)
- Ranking in the AP Top 25 every week since Dec. 10, 2012, the second-longest active streak in the nation and sixth-longest all-time (257)
- 38 straight weeks at No. 1 in the AP Poll, just the third program to go wire-to-wire in back-to-back seasons
- 86 total weeks at No. 1 in the AP Poll, the third-most in the history of that poll
- Eight 30-win seasons, including a program-record 38 wins in 2023-24
- Nine SEC regular-season championships (2014, 2015, 2016, 2017, 2020, 2022, 2023, 2024, 2025)
- Nine SEC Tournament titles (2015, 2016, 2017, 2018, 2020, 2021, 2023, 2024, 2025)
- SEC-record 57 consecutive league regular-season victories, which ranks sixth in NCAA history for conference win streaks
- Four top-two recruiting classes (#2 in 2024, #1 in 2021, #1 in 2019, #2 in 2014)
- 11 NCAA Attendance titles (2015, 2016, 2017, 2018, 2019, 2020, 2021*, 2022, 2023, 2024, 2025)
- 18 WNBA Draft selections, including 11 first-round and two overall No. 1 picks

While her coaching career is in full bloom, Staley is still recognized for her body of work as a one of the most decorated participants in United States women's basketball history. The Naismith Memorial Basketball Hall of Fame solidified that legacy with her enshrinement as part of the Class of 2013. The Phoenix Club of Philadelphia established the Dawn Staley Award recognizing the nation's top guard in women's Division I basketball in 2013 as well. Staley was inducted into the Women's Basketball Hall of Fame as part of the Class of 2012, and she was part of the FIBA Hall of Fame Class of 2025.

In her 26th season as a head coach, Staley has led her college teams to 15 25-win seasons, a total of 21 postseason appearances (two WNIT) and 216 weeks in the Associated Press top 10, including 86 in the No. 1 spot – the third most times in the top spot in the history of that poll. Her .776 winning percentage (663-191) ranks ninth in the nation among active head coaches and 10th all-time.

Also a force in USA Basketball, Staley was named the U.S. Women's National Team head coach for 2017-21, leading the U.S. to 2018 FIBA World Cup gold to earn USA National Coach of the Year honors that year, adding gold medals at the 2019 and 2021 FIBA AmeriCups and stretching the U.S. Olympic gold medal streak to seven straight at the 2020 Tokyo Olympic Games, for which she again earned Coach of the Year honors. Prior to that appointment, Staley led three other U.S. teams to gold medals – 2015 FIBA U19 World Championships, 2014 FIBA U18 Americas Championship, 2007 Pan Am Games – and served as an assistant on the Senior National Team 2006-08 and again 2014-16, during which the U.S. claimed gold in the 2014 FIBA World Championship and the 2008 and 2016 Olympics.

STALEY AT SOUTH CAROLINA YEAR-BY-YEAR

Year	School	Record	Conf. Rec.	Conf. Finish	Postseason
2008-09	South Carolina	10-18	2-12	11th	
2009-10	South Carolina	14-15	7-9	T-7th	
2010-11	South Carolina	18-15	8-8	T-5th	WNIT 2nd Round
2011-12	South Carolina	25-10	10-6	T-4th	NCAA Sweet 16
2012-13	South Carolina	25-8	11-5	T-4th	NCAA 2nd Round
2013-14	South Carolina	29-5	14-2	1st	NCAA Sweet 16
2014-15	South Carolina	34-3	15-1	T-1st	SEC Tourn. Champ./NCAA Final Four
2015-16	South Carolina	33-2	16-0	1st	SEC Tourn. Champ./NCAA Sweet 16
2016-17	South Carolina	33-4	14-2	1st	SEC Tourn. Champ./NCAA Champ.
2017-18	South Carolina	29-7	12-4	T-2nd	SEC Tourn. Champ./NCAA Elite Eight
2018-19	South Carolina	23-10	13-3	2nd	NCAA Sweet 16
2019-20	South Carolina	32-1	16-0	1st	SEC Tourn. Champ./NCAA canceled
2020-21	South Carolina	26-5	14-2	2nd	SEC Tourn. Champ./NCAA Final Four
2021-22	South Carolina	35-2	15-1	1st	NCAA Champion
2022-23	South Carolina	36-1	16-0	1st	SEC Tourn. Champ./NCAA Final Four
2023-24	South Carolina	38-0	16-0	1st	SEC Tourn., Champ./NCAA Champ
2024-25	South Carolina	35-4	15-1	T-1st	SEC Tourn. Champ./NCAA Runner-Up
2025-26	South Carolina	16-1	3-0		
At Temple	8 seasons	172-80	99-25	3 A-10 Titles	4 A-10 Tourn. Titles, 6 NCAA appearances
At SC	18th season	491-111	217-56	9 SEC Titles	9 SEC Trn. Titles, 3 NCAA Titles
Career	26th season	663-191	316-81		

STALEY HIGHLIGHTS

Coaching Highlights

College

- 18 NCAA Tournament Appearances (12 at SC)
- 3x NCAA National Champion (2017, 2022, 2024)
- 7 30-Win Seasons
- 10 Regular-Season Conference Titles (SEC 2014, 2015, 2016, 2017, 2020, 2022, 2023, 2024, 2025; A-10 2008)
- 12 Conference Tournament Titles (SEC 2015, 2016, 2017, 2018, 2020, 2021, 2023, 2024; A-10 2002, 2004, 2005, 2006)
- 5-time National Coach of the Year (2014, 2020, 2022, 2023)
- 4-time WBCA Region Coach of the Year (Region 3 2014, 2015, 2016; Region 1 2005)
- 9x Conference Coach of the Year (SEC 2014, 2015, 2016, 2020, 2022, 2023, 2024; A-10 2004, 2005)

USA Basketball

- Senior National Team Head Coach (2017-21) – Tokyo Olympics gold (2020); FIBA AmeriCup gold (2021); co-National Coach of the Year (2021); FIBA AmeriCup gold (2019), FIBA World Cup gold (2018), National Coach of the Year (2018)
- Senior National Team Asst. Coach (2006-08, 2014-16) – Rio Olympics gold medal (2016), FIBA World Championship gold medal (2014), Beijing Olympics gold medal (2008), FIBA Americas Championship gold medal (2007), FIBA World Championship bronze medal (2006)
- U19 National Team Head Coach – FIBA U19 World Championship gold medal (2015), co-National Coach of the Year (2015)
- U18 National Team Head Coach – FIBA U18 Americas Championship gold medal (2014)
- Pan Am Games Head Coach – Gold medal (2007)

Playing Highlights

U.S. Professional – 11 seasons

- Five-time WNBA All-Star (2001, 2002, 2003, 2005, 2006)
- Two-time ABL All-Star (1997, 1998)
- WNBA All-Decade Team

USA Basketball

- Olympic gold medalist (1996, 2000, 2004)
- Flag bearer for U.S. in Olympic Games Opening Ceremony (2004)
- Two-time USA Basketball Female Athlete of the Year (1994, 2004)

College – Virginia (1989-92)

- Kodak All-America (1990, 1991, 1992)
- Honda-Broderick Cup Award for Collegiate Female Athlete of the Year (1991)
- Two-time ACC Player of the Year (1991, 1992)
- NCAA Tournament MOP (1991)

Other Notables

- FIBA Hall of Fame, Class of 2025
- Naismith Mem. Basketball Hall of Fame, Class of 2013
- Order of the Palmetto Recipient (2013)
- Women's Basketball Hall of Fame, Class of 2012
- Two-time Wanamaker Award (1997, 2005)
- Henry P. Iba Citizenship Award (2007)

In her 19th season at the helm of the Gamecocks, Staley has been named National Coach of the Year five times (2014, 2020, 2022, 2023, 2024). Her 2020 unanimous selection made her the first former Naismith Player of the Year to earn the Naismith Coach of the Year award, and she became the first men's or women's coach to claim the award in three straight seasons 2022-24. She is a seven-time SEC Coach of the Year and was the 2012 BCA Female Coach of the Year. She is the only Gamecock basketball coach – men's or women's – to amass 300 victories at South Carolina and became the fastest coach to 200 wins in program history, needing just 277 games at South Carolina to reach the plateau. She is the program's all-time winningest coach with 491 wins, a .816 (491-111) winning percentage and a program-record 14 postseason appearances.

In the vaunted SEC, Staley's 217 league wins are the most among active league coaches and third all-time, trailing just Women's Basketball Hall of Fame Inductees Andy Landers (Georgia, 273) and Pat Summitt (Tennessee, 306). She was the second fastest to 200 league wins (255 games), trailing only Summitt at 229. Her .795 SEC winning percentage (217-56) is second only to Summitt (.874) in league history. Her Gamecocks are the only SEC program with multiple 16-0 seasons in league history, hitting that mark four times (2015-16, 2019-20, 2022-23, 2023-24). Staley's back-to-back SEC undefeated seasons helped the Gamecocks to an SEC-record 57-game win streak in league play, which ranks sixth in NCAA history for conference win streaks.

In addition to coaching two National Players of the Year, two National Defensive Players of the Year and a National Freshman of the Year, Staley has helped 13 Gamecocks collect 29 All-America selections, three to pick up seven SEC Player of the Year honors, four to earn SEC Defensive Player of the Year recognition a total of eight times, three to SEC 6th Player of the Year honors and six to capture SEC Freshman of the Year. She has coached 23 Gamecocks to All-SEC honors a combined 44 times, including 22 first-team selections. Since her first Gamecock was selected in the 2015 WNBA Draft, a total of 18 South Carolina have been chosen, which is the second-most of any program in that timeframe. Of those 18, 11 have been first-round picks, highlighted by two No. 1 overall picks since 2018. Three Gamecocks have been named WNBA Rookie of the Year and have amassed 13 All-Star selections. Aja Wilson went on to become a three-time WNBA MVP and two-time WNBA Defensive Player of the Year.



SOUTH CAROLINA DAWN STALEY ERA SINGLE-GAME RECORDS

Scoring

Most	Points
1. vs. Queens, 11/23/25	121
2. vs. Charleston, 11/25/20	119
3. 2x, last, vs. Bowling Green, 11/7/25	114

Fewest	Points
1. at Stanford, 11/26/10	32*
2. vs. Georgia, 3/4/11	34
3. vs. Mississippi State, 3/5/09	39

Fewest Allowed	Points
1. vs. Mississippi Valley State, 11/24/23	19*
2. vs. Howard, 3/18/22	21
vs. South Carolina State, 12/14/11	21

Most Allowed	Points
1. at Connecticut, 2/11/19	97
2. vs. Arkansas, 3/8/19	95
3. 3x, most recent, vs. Baylor, 12/2/18	94

Margin of Victory	Score	Margin
1. vs. Miss. Valley State, 11/24/23	101-19	+82
2. vs. Charleston, 11/25/20	119-38	+81
3. vs. Queens, 11/23/25	121-49	+72

Margin of Defeat	Score	Margin
1. at Stanford, 11/26/10	32-70	-38
2. vs. Georgia, 3/4/11	34-66	-32
3. vs. Stanford, 12/19/08	47-78	-31

Field Goals

Made	FGM
1. at FGCU, 12/20/25	45
2. at USF, 12/18/25	44
vs. Clemson, 11/16/23	44

Attempts	FGA
1. vs. Clemson, 11/16/23	83
vs. Maryland, 11/12/23	83
3. 2x, most recent, vs. Arkansas, 2/20/25	82

Highest Percentage (Min. 24 FGM)	FGM-A	Pct
1. vs. Morgan State, 12/6/23	41-60	.683
2. at Texas A&M, 1/21/24	39-58	.672
3. vs. Tennessee Tech, 3/21/25	43-64	.672

Lowest Percentage	FGM-A	Pct
1. at Stanford, 11/26/10	12-55	.218
2. vs. Georgia, 3/4/11	12-52	.231
3. at Florida, 1/20/13	15-64	.234

Lowest %age Allowed	FGM-A	Pct
1. vs. Miss. Valley State, 11/24/23	8-67	.119*
2. vs. South Carolina State, 12/14/11	6-48	.125
3. vs. Howard, 3/18/22	8-54	.148

Highest %age Allowed (Min. 24 FGM)	FGM-A	Pct
1. vs. UConn, 3/26/18	37-63	.587
2. vs. UConn, 2/11/19	37-65	.569
3. 2x, most recent vs. UConn, 12/28/08	35-62	.565

3-Point Field Goals

Made	3FGM
1. vs. Minnesota, 12/11/16	16
2. vs. Temple, 12/21/18	15
3. 2x, most recent, vs. App. State, 12/5/18	14

Attempts	3FGA
1. vs. Howard, 3/18/22	38
2. vs. Minnesota, 12/11/16	33
3. vs. Syracuse, 3/25/16	32

Percentage (Min. 10 3FGM)	3FGM-A	Pct
1. vs. ETSU, 11/22/18	11-16	.688
2. vs. Tennessee Tech, 3/21/24	12-19	.632
3. vs. Quinnipiac, 3/25/17	10-16	.625

Free Throws

Made	FTM
1. vs. Savannah State, 12/14/14	34
vs. Oregon State, 3/25/14	34
3. 3x, most recent, vs. Missouri, 1/10/16	32

Attempts	FTA
1. at Mississippi State, 1/6/13	50
2. vs. Savannah State, 12/28/13	48
3. 2x, most recent, vs. Charleston, 11/25/20	47

Percentage (Min. 26 FTM)	FTM-A	Pct
1. vs. Arkansas, 1/22/23	27-33	.818
2. vs. ETSU, 11/22/18	28-35	.800
vs. Hampton, 11/20/16	28-35	.800

Rebounding

Total	Rebs
1. vs. Arkansas, 1/22/23	74
2. vs. Clemson, 11/16/23	73
vs. Charleston, 11/25/20	73

Margin	Rebs	Margin
1. vs. Arkansas, 1/22/23	74-17	+57
2. vs. Hampton, 11/27/22	62-15	+47
3. vs. Clemson, 11/16/23	73-27	+46

Offensive	Off. Rebs
1. vs. Arkansas, 1/22/23	32
2. vs. Tennessee, 2/20/22	31
3. 2x, most recent, vs. Purdue, 11/30/24	30

Turnovers

Fewest	TOs
1. vs. Purdue, 11/30/24	4
at Tennessee, 2/2/12	4
2. vs. Penn State, 12/14/25	5
10 other times	5

Most	TOs
1. at Wake Forest, 12/3/08	32
2. 3x, most recent, at Ole Miss, 2/25/16	29

Assists

1. at Kentucky, 2/25/24	30
vs. Clemson, 11/16/23	30
vs. Maryland, 11/12/23	30

Steals

1. at Alabama State, 11/11/18	22
2. 3x, most recent, vs. Alabama St., 11/10/17	21

Blocked Shots

1. vs. Presbyterian, 12/16/23	17*
vs. Appalachian State, 11/17/19	17*
3. 5x, most recent, vs. South Dak. St., 11/20/23	16

* indicates also a school record

30

MARYAM DAUDA

6-4 • Sr. • Forward • Bentonville, Ark.

Major: Retail Innovation (Master's)



Full Bio



IG: @maryamdauda44 • X: @maryamdauda30 • TIKTOK: maryamdauda9

Career Notables

- Has played in at least 32 games every year of her college career, including averaging 15.5 minutes in 45 SEC contests while at Arkansas and South Carolina
- Helped South Carolina to SEC regular-season and tournament titles as well as to the NCAA national championship game in her first season with the Gamecocks
- Was most productive her sophomore season at Arkansas, ranking 21st in the nation in blocks per game and leading the SEC in the category in conference play
- Graduated in August 2025 with a bachelor's degree in services management with a minor in economics

Season Highlights

- Has played in 16 games, averaging 13.3 minutes
- Has six games of five or more rebounds
- Hit a Gamecock career-high four field goals against Queens (Nov. 23)
- Dominated the second quarter against Bowling Green (Nov. 7), posting five points and five rebounds (four offensive) in her 3:26 on the court ... finished game tying Gamecock career highs of eight rebounds and 21 minutes

Awards

At South Carolina

SEC Academic Honor Roll (2025)

At Arkansas

2x SEC Academic Honor Roll (2022, 2023)

High School

McDonald's All-American (2021)

Miscellaneous

	Season	Career	Record
Double-Doubles	0	2 [^]	1-1
20+ Points	0	1 [^]	0-1
10+ Points	1	23 [^]	13-10
10+ Rebounds	0	5 [^]	4-1
5+ Blocks	0	1 [^]	1-0
Tm-High Points	0	5 [^]	1-4
Tm-High Rebs.	0	5 [^]	2-3

Career Highs

Pts	22 at Tulsa, 3/21/24 [*]
FG	9 at Tulsa, 3/21/24 [*]
FGA	17 vs. South Carolina, 2/29/24 [*]
3FG	4 at LSU, 1/21/24 [*]
3FGA	12 vs. South Carolina, 2/29/24 [*]
FT	6, 2x, last vs. Wofford, 12/29/24 [*]
FTA	7 vs. Wofford, 12/29/24 [*]
Reb	13 vs. Mississippi State, 1/11/24 [*]
Off Reb	7 at Alabama, 1/14/24 [*]
Blk	10 at Alabama, 1/14/24 [*]
Stl	4 vs. Georgia, 1/7/24 [*]
Asst	5 at Alabama, 1/14/24 [*]
Min	40 at Alabama, 1/14/24 [*]

SEC Career Highs

Pts	19 vs. South Carolina, 2/29/24 [*]
3FG	4 at LSU, 1/21/24 [*]
3FGA	12 vs. South Carolina, 2/29/24 [*]
FG	8 vs. Missouri, 2/18/24 [*]
FGA	17 vs. South Carolina, 2/29/24 [*]
FT	5 vs. Mississippi State, 1/11/24 [*]
FTA	6 vs. Auburn, 2/4/24 [*]
Reb	13 vs. Mississippi State, 1/11/24 [*]
Off Reb	7 at Alabama, 1/14/24 [*]
Blk	10 at Alabama, 1/14/24 [*]
Stl	4 vs. Georgia, 1/7/24 [*]
Asst	5 at Alabama, 1/14/24 [*]
Min	40 at Alabama, 1/14/24 [*]

2025-26 GAME-BY-GAME

Opponent	Date	GS	MIN	FG-FGA	PCT	3FG-3FGA	PCT	FT-FTA	PCT	OFF	DEF	TOT	AVG	PF	A	TO	BLK	STL	PTS	AVG
Grand Canyon	11/03/2025	09:58	0-0	.000	0-0	.000	0-0	.000	0	2	2	2.0	1	0	0	0	0	0	0	0.0
Bowling Green	11/07/2025	20:53	2-3	.667	0-0	.000	5-6	.833	4	4	8	5.0	1	0	2	1	1	9	4.5	
Clemson	11/11/2025	15:59	1-4	.250	0-1	.000	0-0	.000	3	4	7	5.7	1	0	1	1	1	2	3.7	
vs Southern California	11/15/2025	06:53	1-2	.500	0-0	.000	0-0	.000	2	1	3	5.0	1	0	1	1	1	2	3.3	
Winthrop	11/19/2025	11:43	0-2	.000	0-1	.000	0-2	.000	0	1	1	4.2	2	1	1	1	0	0	2.6	
Queens (NC)	11/23/2025	16:45	4-7	.571	0-2	.000	1-2	.500	0	5	5	4.3	2	0	2	1	0	9	3.7	
vs Duke	11/26/2025	10:35	0-1	.000	0-0	.000	0-0	.000	2	4	6	4.6	3	0	0	0	0	0	3.1	
vs Texas	11/27/2025	02:09	0-0	.000	0-0	.000	0-0	.000	0	0	0	4.0	0	0	1	0	0	0	2.8	
N.C. Central	12/07/2025	18:15	2-6	.333	0-2	.000	2-2	1.000	3	4	7	4.3	0	2	0	3	0	6	3.1	
Penn St.	12/14/2025	18:12	1-2	.500	0-0	.000	1-4	.250	3	0	3	4.2	1	0	1	0	1	3	3.1	
at South Fla.	12/18/2025	19:21	0-2	.000	0-2	.000	0-0	.000	0	7	7	4.5	1	1	2	1	0	0	2.8	
at FGCU	12/20/2025	18:29	5-7	.714	2-4	.500	0-0	.000	1	2	3	4.3	1	1	2	0	0	12	3.6	
Providence	12/28/2025	07:59	1-3	.333	0-1	.000	0-0	.000	0	1	1	4.1	0	0	0	0	1	2	3.5	
Alabama	01/01/2026	08:13	0-0	.000	0-0	.000	0-0	.000	0	2	2	3.9	0	0	1	0	0	0	3.2	
at Florida	01/04/2026	09:33	0-0	.000	0-0	.000	1-2	.500	1	2	3	3.9	1	0	0	1	0	1	3.1	
at Arkansas	01/08/2026	18:29	1-3	.333	1-1	1.000	0-0	.000	1	2	3	3.8	3	2	1	1	0	3	3.3	

CAREER YEAR-BY-YEAR

SEASON	TEAM	GP-GS	MIN/AVG	FG-FGA	FG%	3FG-3FGA	3FG%	FT-FTA	FT%	OFF	DEF	TOT	AVG	PF-FO	A	TO	BLK	STL	PTS	AVG
2022-23	AR	35-0	386/11.0	47-112	.420	6-24	.250	23-31	.742	45	49	94	2.7	64-0	23	42	22	11	123	3.5
2023-24	AR	33-33	947/28.7	121-266	.455	29-91	.319	62-82	.756	79	130	209	6.3	96-1	41	67	74	24	333	10.1
2024-25	SC	34-0	217/6.4	18-56	.321	6-24	.250	27-36	.750	26	39	65	1.9	29-0	4	14	5	8	69	2.0
2025-26	SC	16-0	213/13.3	18-42	.429	3-14	.214	10-18	.556	20	41	61	3.8	18-0	7	15	11	5	49	3.1
TOTAL FOR SC		50-0	431/8.6	36-98	.369	9-38	.237	37-54	.685	46	80	126	2.5	47-0	11	29	16	13	118	2.4
TOTAL		118-33	1764/14.9	204-476	.429	44-153	.288	122-167	.731	170	259	429	3.6	207-1	75	138	112	48	574	4.9

8

JOYCE EDWARDS

6-3 • So. • Forward • Camden, S.C.

Major: Environmental Science



Full Bio

IG: @joyceedwards_8 • X: @JoyceEdwards24 • TIKTOK: @joyceeeee008



In the Gamecock Record Book

Season

1st – Games played in a season (39 in 2024-25)

Game

1st – Off. rebs. in SEC game (10 at Vanderbilt, 2/23/25)

Career Notables

- Third Gamecock freshman all-time to earn First-Team All-SEC honors
- Ranked No. 3 in the 2024 Class, according to ESPNW and earned Gatorade National Player of the Year honors
- Was named co-MVP of the 2024 McDonald's All-American game with a game-high 19 points
- Poured in 31.3 points, 13.3 rebounds, 4.5 steals and 3.3 blocks per game as a senior
- Earned USA Today Girls Athlete of the Year in her last two seasons after leading Camden to back-to-back state titles

Season Highlights

- On the preseason watch list for every national player of the year award and the Katrina McClain Power Forward of the Year Award
- Ranks among the nation's top offensive players, ranking 12th in the nation in scoring and 11th in field goal percentage
- Is among the SEC's top defensive players as well, coming in 10th in block (1.5) and 13th in steal (1.9) averages
- Earned SEC Player of the Week twice (Nov. 11-17, Dec. 16-22) and USBWA National Player of the Week once (Dec. 16-22)
- Grabbed her fourth double-double of the season at Florida (Jan. 4) with 11 points and 10 boards, scoring seven in a 12-6 run by the Gamecocks that extended the lead by 10
- Recorded her fifth game of 25 points or more this season against #rv/24 Alabama (Jan. 1), dropping 11 of her 25 points in the third quarter in addition to two steals, an assist and a block
- Posted new career-high points in back-to-back games with 29 against Penn State (Dec. 14) and 34 at USF (Dec. 18)
- Shot 14-of-15 at USF, matching the second-highest single-game field goal percentage (.933) in program history
- Was a menace on both sides of the ball against Penn State (Dec. 14) adding career-high marks for blocks (4) and steals (6) to her 29 points
- Led the third-quarter rally against #4/4 Texas (Nov. 27), scoring seven straight points to turn a four-point deficit into a two-point lead
- Continued a stretch of three-straight 20-point outings with 22 against Duke (Nov. 26), including 10 in the third quarter, and matched her career high with six assists as well
- Turned in her first double-double of the season with 17 points and 10 rebounds against #8/10 Southern Cal (Nov. 15), adding four points to the 10-2 run that opened the second half and turned a two-point deficit into a 10-point lead
- Shot 91.7 percent from the field (11-of-12) against Bowling Green (Nov. 7), the fourth-best shooting percentage in Gamecock history and the best since Aliyah Boston's perfect 13-of-13 outing in Nov. 2021

Awards

South Carolina

All-America honorable mention (2025 – AP, USBWA)
 All-SEC First Team (2025)
 SEC All-Freshman (2025)
 NCAA Final Four All-Tournament (2025)
 SEC Academic Honor Roll (2025)

High School

Gatorade National Player of the Year (2024)
 Morgan Wootten National Player of the Year (2024)
 McDonald's All-America (2024)
 USA Today Athlete of the Year (2023, 2024)
 USA Today Girls Basketball Player of the Year (2024)
 4x SCBCA 3A Player of the Year (2021, 2022, 2023, 2024)

International (United States)

2025 FIBA AmeriCup, gold medal
 2025 FIBA 3x3 Nations League Americas Conf. 2 (Champion)
 2025 USA Basketball 3x3 Nat'l Champs., semifinalist
 2024 FIBA U18 AmeriCup, gold medal, MVP
 2023 FIBA U19 World Cup, gold medal, All-Star Five

Miscellaneous

	Season	Career	Record
Double-Doubles	4	8	8-0
30+ Points	1	1	1-0
20+ Points	10	15	15-0
10+ Points	17	44	41-3
10+ Rebounds	4	8	8-0
5+ Assts	3	4	4-0
5+ Steals	1	1	1-0
Tm-High Points	10	26	23-3
Tm-High Rebs.	1	7	6-1
Tm-High Assists	2	3	3-0

Career Highs

Pts	34 at USF, 12/18/25
FG	14 at USF, 12/18/25
FGA	20 vs. Penn State, 12/14/25
FT	8, 2x, last vs. Florida, 2/13/25
FTA	10 vs. NC Central, 12/7/25
Reb	12 at Vanderbilt, 2/23/25
Off Reb	10 at Vanderbilt, 2/23/25
Blk	4 vs. Penn State, 12/14/25
Stl	6 vs. Penn State, 12/14/25
Asst	6, 3x, last vs. NC Central, 12/7/25
Min	35 at Louisville, 12/4/25

SEC Career Highs

Pts	28 vs. Florida, 2/13/25
FG	11 vs. Alabama, 1/1/26
FGA	18 vs. Alabama, 1/1/26
FT	8 vs. Florida, 2/13/25
FTA	8, 2x, last vs. Florida, 2/13/25
Reb	12 at Vanderbilt, 2/23/25
Off Reb	10 at Vanderbilt, 2/23/25
Blk	2, 3x, last at Florida, 1/4/26
Stl	3 at Vanderbilt, 2/23/25
Asst	3, 3x, last at Vanderbilt, 2/23/25
Min	32 vs. Alabama, 1/1/26

2025-26 GAME-BY-GAME

Opponent	Date	GS	MIN	FG-FGA	PCT	3FG-3FGA	PCT	FT-FTA	PCT	OFF	DEF	TOT	AVG	PF	A	TO	BLK	STL	PTS	AVG
Grand Canyon	11/03/2025	*	27:10	5-11	.455	0-2	.000	3-4	.750	2	3	5	5.0	3	1	2	1	0	13	13.0
Bowling Green	11/07/2025	*	25:10	11-12	.917	0-0	.000	2-3	.667	3	1	4	4.5	0	3	0	3	0	24	18.5
Clemson	11/11/2025	*	30:16	8-17	.471	0-0	.000	2-3	.667	3	5	8	5.7	1	2	1	3	1	18	18.3
vs Southern California	11/15/2025	*	35:09	7-16	.438	0-0	.000	3-8	.375	4	6	10	6.8	3	4	6	2	2	17	18.0
Winthrop	11/19/2025	*	27:33	9-13	.692	0-0	.000	4-6	.667	3	2	5	6.4	1	1	2	0	1	22	18.8
Queens (NC)	11/23/2025	*	25:10	9-11	.818	0-0	.000	7-9	.778	2	2	4	6.0	3	3	1	2	2	25	19.8
vs Duke	11/26/2025	*	31:51	9-18	.500	0-1	.000	4-5	.800	1	5	6	6.0	1	6	1	0	3	22	20.1
vs Texas	11/27/2025	*	30:36	7-16	.438	0-0	.000	2-4	.500	1	3	4	5.8	3	3	0	1	2	16	19.6
at Louisville	12/04/2025	*	35:17	5-12	.417	1-1	1.000	1-2	.500	1	4	5	5.7	1	0	3	0	3	12	18.8
N.C. Central	12/07/2025	*	33:38	9-11	.818	0-0	.000	7-10	.700	4	6	10	6.1	3	6	7	3	4	25	19.4
Penn St.	12/14/2025	*	32:59	13-20	.650	1-1	1.000	2-6	.333	2	2	4	5.9	1	5	0	4	6	29	20.3
at South Fla.	12/18/2025	*	27:40	14-15	.933	0-0	.000	6-8	.750	1	4	5	5.8	2	1	4	2	1	34	21.4
at FGCU	12/20/2025	*	26:48	14-19	.737	0-0	.000	1-2	.500	7	3	10	6.2	3	2	3	0	2	29	22.0
Providence	12/28/2025	*	32:43	5-11	.455	0-0	.000	4-6	.667	3	3	6	6.1	2	2	5	0	1	14	21.4
Alabama	01/01/2026	*	31:55	11-18	.611	0-1	.000	3-3	1.000	0	4	4	6.0	2	1	1	1	2	25	21.7
at Florida	01/04/2026	*	29:27	4-10	.400	0-0	.000	3-5	.600	5	5	10	6.3	4	1	5	2	1	11	21.0
at Arkansas	01/08/2026	*	25:26	9-13	.692	0-0	.000	4-6	.667	3	4	7	6.3	1	2	2	1	2	22	21.1

CAREER YEAR-BY-YEAR

SEASON	TEAM	GP-GS	MIN	AVG	FG-FGA	FG%	3FG-3FGA	3FG%	FT-FTA	FT%	OFF	DEF	TOT	AVG	PF-FO	A	TO	BLK	STL	PTS	AVG
2024-25	SC	39-1	831	21.3	193-365	.529	0-3	.000	108-139	.777	85	110	195	5.0	63-0	48	69	21	42	494	12.7
2025-26	SC	17-17	509	29.9	149-243	.613	2-6	.333	58-90	.644	45	62	107	6.3	34-0	43	43	25	33	358	21.1
TOTAL		56-18	1340	23.9	342-608	.563	2-9	.222	166-229	.725	130	172	302	5.4	97-0	91	112	46	75	852	15.2

25

RAVEN JOHNSON

5-9 • Sr. • Guard • Atlanta, Ga.

Major: Coaching Education (Master's)



Full Bio

IG: @Hollywood_Raven • X: @HollywoodRaven • TIKTOK: @Hollywood_Raven25



Awards

At South Carolina

All-SEC (2024 2nd team)
SEC All-Defensive Team (2025)
NCAA Albany 1 Regional All-Tournament Team (2024)
SEC All-Freshman Team (2023)
4x SEC Academic Honor Roll (2022, 2023, 2024, 2025)

High School

Naismith and WBCA Player of the Year
All-America (Naismith, WBCA, McDonald's)
GACA All-Classification Player of the Year (2020)
2x Atlanta Tipoff Club Miss GA Basketball (2020, 2021)
2x GACA Plyr of the Year (6A South, 2021; 7A South, 2020)
USA Today Georgia Player of the Year (2021)

USA Basketball

2023 FIBA AmeriCup, silver medal
2021 U19 World Cup Team trials
2019 U16 National Team finalist

Miscellaneous

	Season	Career	Record
Double-Doubles	2	3	3-0
10+ Points	12	34	33-1
10+ Rebounds	1	4	4-0
10+ Assists	2	3	3-0
5+ Assists	10	47	46-1
5+ Steals	1	7	7-0
Tm-High Assists	10	63	61-2
Tm-High Rebounds	2	12	11-1

Career Highs

Pts.....18 vs. South Dakota State, 11/20/23
FG.....9 vs. South Dakota State, 11/20/23
FGA.....13 vs. South Dakota State, 11/20/23
3FG.....3, 6x, last vs. Grand Canyon, 11/3/25
3FGA.....6, 4x, last vs. Providence, 12/28/25
FT.....8 at Florida, 1/4/26
FTA.....10 at Florida, 1/4/26
Reb.....15 at Tennessee, 2/15/24
Off Reb.....4, 2x, last vs. Southern Cal, 11/15/25
Blk.....2, 9x, last vs. Queens (NC), 11/23/25
Stl.....6, 2x, last vs. NC Central, 12/7/25
Asst.....17 vs. Clemson, 11/16/23
Min.....38, 2x, last at Louisville, 12/4/25

SEC Career Highs

Pts.....17, 2x, last at Florida, 1/4/26
FG.....7 vs. Alabama, 1/1/26
FGA.....12 at LSU, 1/25/24
3FG.....2, 3x, last at Arkansas, 1/8/26
3FGA.....5 vs. Georgia, 2/18/24
FT.....8 at Florida, 1/4/26
FTA.....10 at Florida, 1/4/26
Reb.....15 at Tennessee, 2/15/24
Off Reb.....3, 5x, last vs. Florida, 2/13/25
Blk.....2 vs. Texas, 1/12/25
Stl.....6 vs. Auburn, 2/2/25
Asst.....8 vs. Oklahoma, 1/19/25
Min.....37 vs. Georgia, 2/18/24

In the Gamecock Record Book

Career

6th – Assists in a career (503)
5th – Assists in career SEC games (175)

Season

1st – Games started in a season (39 in 2024-25)
1st – Games played in a season (39 in 2024-25)
2nd – A:TO in a season (3.09 (179:58) in 2023-24)
5th – A:TO in a season (2.77 (108:39) in 2024-25)
1st – A:TO in an SEC season (3.33 (50:15) in 2024-25)

Career Notables

- Part of teams that helped Gamecocks become just third program in history of AP Poll to hold No. 1 spot every week in back-to-back seasons ... in 2023-24, team became just fifth program in NCAA history to go undefeated and win a National Championship with a program-record 38 wins and ran SEC win streak to league-record 57 games, which is sixth-best conference win streak in NCAA history
- Has helped team reach the Final Four in every season of her career
- Has led Gamecocks to four SEC regular-season titles and three SEC Tournament crowns
- Graduated in May 2025 with bachelor's degree in services management

Season Highlights

- On the preseason watch lists for three of the national player of the year awards and the Nancy Lieberman Point Guard of the Year award ... Posting career-best shooting percentages across the board
- Ranks 24th in the nation in assists per game (5.5) and seventh in assist-to-turnover ratio (3.44)
- In SEC play, ranks 12th in the league in scoring (16.0 ppg) and third in field goal percentage (.586)
- Has two double-doubles this season – one with points and rebounds (vs. #8/10 Southern Cal) and one with points and assists (Bowling Green) – and flirted with a triple double in the season opener against Grand Canyon (Nov. 3)
- Led the team in scoring at Florida (Jan. 4) for the first time in her career, tying her season-high of 17 points
- Recorded an SEC career-high 17 points against #rv/24 Alabama (Jan. 1), dropping 11 points in the first quarter and finishing with a team high five assists to lead the team for the 10th time this season
- Launched and fueled the game-winning surge in the final four minutes at #22/21 Louisville (Dec. 4) with a pair of free throws that got the Gamecocks within three before leading Madina Okot to two of her three layups and grabbing a defensive rebound and turning it into a layup that put the Gamecocks up three with 33 seconds left ... finished the game with 11 points and eight assists
- Powered the rally from a slow offensive start against Duke (Nov. 26), scoring the first five and last two points of an 11-3 run that tied the game early in the second quarter
- Got the offense going early against #8/10 Southern Cal (Nov. 15) with a driving layup off the opening tip and a pair of 3s in the first quarter, finishing with 14 points including 2-of-3 shooting from 3-point range

2025-26 GAME-BY-GAME

Opponent	Date	GS	MIN	FG-FGA	PCT	3FG-3FGA	PCT	FT-FTA	PCT	OFF	DEF	TOT	AVG	PF	A	TO	BLK	STL	PTS	AVG
Grand Canyon	11/03/2025	*	25:48	4-6	.667	3-5	.600	0-0	.000	0	8	8	8.0	2	7	1	0	3	11	11.0
Bowling Green	11/07/2025	*	23:00	4-7	.571	1-2	.500	2-2	1.000	0	5	5	6.5	2	11	2	0	3	11	11.0
Clemson	11/11/2025	*	30:02	1-5	.200	0-0	.000	0-0	.000	0	1	1	4.7	1	2	2	1	0	2	8.0
vs Southern California	11/15/2025	*	37:41	6-12	.500	2-3	.667	0-0	.000	4	7	11	6.3	2	4	2	2	0	14	9.5
Winthrop	11/19/2025	*	21:20	1-4	.250	0-3	.000	1-2	.500	0	4	4	5.8	2	10	1	1	0	3	8.2
Queens (NC)	11/23/2025	*	22:09	5-6	.833	2-2	1.000	0-0	.000	0	2	2	5.2	2	7	2	2	3	12	8.8
vs Duke	11/26/2025	*	25:45	3-8	.375	0-2	.000	4-5	.800	3	2	5	5.1	3	6	1	0	0	10	9.0
vs Texas	11/27/2025	*	35:13	3-6	.500	0-0	.000	1-2	.500	0	0	0	4.5	0	6	3	1	2	7	8.8
at Louisville	12/04/2025	*	38:18	4-7	.571	1-2	.500	2-2	1.000	1	3	4	4.4	2	8	1	1	0	11	9.0
N.C. Central	12/07/2025	*	29:24	2-9	.222	1-5	.200	2-2	1.000	1	2	3	4.3	0	5	3	1	6	7	8.8
Penn St.	12/14/2025	*	31:21	6-8	.750	1-3	.333	2-2	1.000	1	6	7	4.5	2	4	0	0	3	15	9.4
at South Fla.	12/18/2025	*	24:09	5-7	.714	1-2	.500	0-0	.000	2	2	4	4.5	2	6	1	1	3	11	9.5
at FGCU	12/20/2025	*	20:04	1-5	.200	0-1	.000	0-0	.000	3	0	3	4.4	3	2	2	0	3	2	8.9
Providence	12/28/2025	*	29:38	4-8	.500	2-6	.333	0-0	.000	1	1	2	4.2	0	6	1	0	0	10	9.0
Alabama	01/01/2026	*	31:50	7-10	.700	1-2	.500	2-2	1.000	1	3	4	4.2	2	5	0	0	0	17	9.5
at Florida	01/04/2026	*	35:22	4-11	.364	1-3	.333	8-10	.800	1	5	6	4.3	2	2	4	1	0	17	10.0
at Arkansas	01/08/2026	*	21:29	6-8	.750	2-4	.500	0-0	.000	0	3	3	4.2	1	2	1	0	1	14	10.2

CAREER YEAR-BY-YEAR

SEASON	TEAM	GP-GS	MIN/AVG	FG-FGA	FG%	3FG-3FGA	3FG%	FT-FTA	FT%	OFF	DEF	TOT	AVG	PF-FO	A	TO	BLK	STL	PTS	AVG
2021-22	SC	2-0	8/4.2	0-1	.000	0-0	.000	0-0	.000	0	1	1	0.5	0-0	0	1	0	0	0	0.0
2022-23	SC	36-3	674/18.7	60-163	.368	14-58	.241	17-26	.654	20	74	94	2.6	38-0	123	52	13	40	151	4.2
2023-24	SC	37-35	1034/27.9	120-271	.443	28-80	.350	30-49	.612	37	156	193	5.2	44-0	179	58	7	78	298	8.1
2024-25	SC	39-39	944/24.2	76-217	.350	23-78	.295	15-22	.682	49	125	174	4.5	35-0	108	39	24	54	190	4.9
2025-26	SC	17-17	483/28.4	66-127	.520	18-45	.400	24-29	.828	18	54	72	4.2	28-0	93	27	11	27	174	10.2
TOTAL		131-94	3144/24.0	322-779	.413	83-261	.318	86-126	.683	124	410	534	4.1	145-0	503	177	55	199	813	6.2

5

TESSA JOHNSON

6-0 • Jr. • Guard • Albertville, Minn.

Graduated: December 2025 (Psychology)



Full Bio

IG: @TessaJohnson4 • X: @TessaJohnsonnnn • TIKTOK: @tessajohnsonnnn

Career Notables

- Critical part of Gamecocks becoming just the fifth program in NCAA history to go undefeated and win a National Championship (2023-24) with a program-record 38 wins and ran SEC win streak to league-record 57 games, which is sixth-best conference win streak in NCAA history
- Helped team to national championship game every year of her career
- Has won SEC regular-season and tournament titles in each of her first two seasons

Season Highlights

- Leads the SEC and ranks 12th in the nation with a .464 3-point field goal percentage ... also ranks 11th in the SEC in overall field goal percentage
- Has career-high shooting percentages across the board
- In SEC play, ranks 17th with 14.7 ppg and eighth in assist-to-turnover ratio (2.3)
- Put up nine of her 19 points at Arkansas (Jan. 8) in the first quarter, hitting a team-high three 3s along the way for her fifth game in the last six with 10+ points
- Second quarter jumper at Florida (Jan. 4) gave the Gamecocks back the lead for the remainder of the game, with her third 3 of the day extending that lead to 10 in the final quarter
- Scored seven of the team's first nine points at #22/21 Louisville (Dec. 4) en route to a season-high 20 points that included a career-high tying four 3s and tied her career high with seven rebounds as well
- Hit a pair of 3s in the third quarter against #8/10 Southern Cal (Nov. 15) to stretch the lead to 11 points and was crucial to the defensive effort limiting Trojans' top scorer
- Tied her career high with seven rebounds against Bowling Green (Nov. 7)



Awards

At South Carolina

NCAA Final Four All-Tournament Team (2024)
2x SEC Academic Honor Roll (2024, 2025)

High School

McDonald's All-America (2023)
All-USA TODAY Team (2023)
WBCA Honorable Mention All-America (2023)
Minnesota Gatorade Player of the Year (2023)
MGBCA Miss Basketball (2023)

USA Basketball

2025 USA Basketball 3x3 Nat'l Champs., semifinalist

Miscellaneous

	Season	Career	Record
20+ Points	1	2	2-0
10+ Points	13	38	37-1
5+ Assists	3	8	8-0
Tm-High Points	1	6	6-0
Tm-High Assists	3	8	8-0

Career Highs

Pts	22 at Mississippi State, 1/5/25
FG	8, 2x, last vs. Grand Canyon, 11/3/25
FGA	16 at Florida, 1/4/26
3FG	5 vs. Providence, 12/28/25
3FGA	11 at Florida, 1/4/26
FT	7 vs. Indiana, 3/23/25
FTA	8 vs. Indiana, 3/23/25
Reb	7, 3x, last at Louisville, 12/4/25
Off Reb	2, 6x, last at Florida, 1/4/26
Blk	2, 2x, last vs. LSU, 1/24/25
Stl	3, 2x, last vs. Alabama, 2/22/24
Asst	6, 2x, last vs. Tenn. Tech, 3/21/25
Min	38 at Louisville, 12/4/25

2025-26 GAME-BY-GAME

Opponent	Date	GS	MIN	FG-FGA	PCT	3FG-3FGA	PCT	FT-FTA	PCT	OFF	DEF	TOT	AVG	PF	A	TO	BLK	STL	PTS	AVG
Grand Canyon	11/03/2025	*	32:31	8-13	.615	3-6	.500	0-0	.000	1	4	5	5.0	1	3	1	1	1	19	19.0
Bowling Green	11/07/2025	*	26:59	6-11	.545	2-5	.400	0-0	.000	2	5	7	6.0	2	3	5	0	0	14	16.5
Clemson	11/11/2025	*	35:15	5-8	.625	2-4	.500	1-1	1.000	0	2	2	4.7	0	3	1	1	0	13	15.3
vs Southern California	11/15/2025	*	36:34	4-11	.364	2-4	.500	4-4	1.000	1	3	4	4.5	2	5	3	0	1	14	15.0
Winthrop	11/19/2025	*	29:21	3-8	.375	3-7	.429	0-0	.000	0	1	1	3.8	1	1	0	1	0	9	13.8
Queens (NC)	11/23/2025	*	21:21	5-8	.625	3-5	.600	0-0	.000	0	1	1	3.3	0	5	1	0	0	13	13.7
vs Duke	11/26/2025	*	31:02	2-6	.333	1-2	.500	0-0	.000	0	1	1	3.0	1	0	0	1	1	5	12.4
vs Texas	11/27/2025	*	36:43	5-10	.500	1-3	.333	0-0	.000	0	0	0	2.6	3	3	2	0	0	11	12.3
at Louisville	12/04/2025	*	38:10	7-13	.538	4-7	.571	2-2	1.000	2	5	7	3.1	1	3	1	0	0	20	13.1
Penn St.	12/14/2025	*	25:41	6-15	.400	1-5	.200	2-4	.500	1	5	6	3.4	0	1	1	0	1	15	13.3
at South Fla.	12/18/2025	*	25:45	7-9	.778	2-4	.500	0-0	.000	0	4	4	3.5	2	2	0	0	0	16	13.5
at FGCU	12/20/2025	*	22:11	3-4	.750	2-3	.667	1-2	.500	0	4	4	3.5	1	4	1	0	0	9	13.2
Providence	12/28/2025	*	23:46	6-10	.600	5-8	.625	1-2	.500	0	4	4	3.5	3	4	0	0	1	18	13.5
Alabama	01/01/2026	*	31:23	4-11	.364	2-6	.333	0-0	.000	0	5	5	3.6	1	5	2	0	2	10	13.3
at Florida	01/04/2026	*	34:53	4-16	.250	3-11	.273	4-4	1.000	2	4	6	3.8	2	1	1	1	0	15	13.4
at Arkansas	01/08/2026	*	21:29	7-12	.583	3-4	.750	2-2	1.000	0	6	6	3.9	1	3	1	1	1	19	13.8

CAREER YEAR-BY-YEAR

SEASON	TEAM	GP-GS	MIN/AVG	FG-FGA	FG%	3FG-3FGA	3FG%	FT-FTA	FT%	OFF	DEF	TOT	AVG	PF-FO	A	TO	BLK	STL	PTS	AVG
2023-24	SC	35-2	625/17.9	76-170	.447	35-81	.432	44-51	.863	11	50	61	1.7	24-0	40	32	3	24	231	6.6
2024-25	SC	37-0	783/21.2	108-228	.474	46-107	.430	47-57	.825	16	64	80	2.2	45-0	54	46	13	25	309	8.4
2025-26	SC	16-16	473/29.6	82-165	.497	39-84	.464	17-21	.810	9	54	63	3.9	21-0	46	20	6	8	220	13.8
TOTAL		88-18	1881/21.4	266-563	.472	120-272	.441	108-129	.837	36	168	204	2.3	90-0	140	98	22	57	760	8.6

21

CHLOE KITTS

6-2 • Sr. • Forward • Oviedo, Fla.
Major: Sports Media

Full Bio

IG: @Chloe.Kitts • X: @Chloe1Kitts • TIKTOK: @chloe.kitts6

Career Notables

- Part Gamecocks becoming just the fifth program in NCAA history to go undefeated and win a National Championship (2023-24) with a program-record 38 wins and ran SEC win streak to league-record 57 games, which is sixth-best conference win streak in NCAA history
- Has helped Gamecocks to SEC regular-season and tournament titles every year of her career

Season Highlights

- Is out for the season following surgery in mid-October to repair a torn ACL in her right knee



Awards

South Carolina

All-America honorable mention (2025 – AP, USBWA)
NCAA Regional MVP (2025)
SEC Tournament MVP (2025)

High School

MaxPreps Junior All-America Second Team (2021-22)

USA Basketball

2025 USA Basketball 3x3 Nat'l Champs., semifinalist
2023 FIBA U19 World Cup, gold medal
2022 FIBA U18 AmeriCup, gold medal

Miscellaneous

	Season	Career	Record
Triple-Doubles	0	1	1-0
Double-Doubles	0	17	17-0
20+ Points	0	4	4-0
10+ Points	0	43	43-0
10+ Rebounds	0	21	21-0
5+ Assists	0	5	5-0
Tm-High Points	0	10	10-0
Tm-High Rebs.	0	28	26-2
Tm-High Assists	0	8	8-0

Career Highs

Pts	25 vs. Vanderbilt, 3/7/2025
FG	12 vs. Vanderbilt, 3/7/2025
FGA	14, 3x, last vs. Vanderbilt, 3/7/2025
3FG	1, 9x, last, vs Duke, 3/30/25
3FGA	3 vs. Coppin State, 11/14/24
FT	7 vs Duke, 3/30/25
FTA	10 vs Duke, 3/30/25
Reb	14, 2x, last vs. Michigan, 11/4/24
Off Reb	8 vs. Arkansas, 2/20/25
Blk	5 vs. Missouri, 2/8/24
Stl	4 at Ole Miss, 2/27/25
Asst	10 at Ole Miss, 2/27/25
Min	34 at Ole Miss, 2/27/25

SEC Career Highs

Pts	17 at Mississippi State, 1/5/25
FG	7 at Mississippi State, 1/5/25
FGA	12 at Mississippi State, 1/5/25
3FG	1, 5x, last at Ole Miss, 2/27/25
3FGA	2, 2x, last vs. Florida, 2/13/25
FT	5 vs. Texas, 1/12/25
FTA	6, 2x, last vs. Kentucky, 3/2/25
Reb	13, 3x, last at Ole Miss, 2/27/25
Off Reb	8 vs. Arkansas, 2/20/25
Blk	5 vs. Missouri, 2/8/24
Stl	4 at Ole Miss, 2/27/25
Asst	10 at Ole Miss, 2/27/25
Min	34 at Ole Miss, 2/27/25

CAREER YEAR-BY-YEAR

SEASON	TEAM	GP-GS	MIN	AVG	FG-FGA	FG%	3FG-3FGA	3FG%	FT-FTA	FT%	OFF	DEF	TOT	AVG	PF-FO	A	TO	BLK	STL	PTS	AVG
2022-23	SC	18-0	124	6.9	12-32	.375	1-4	.250	4-8	.500	9	20	29	1.6	11-0	12	8	1	4	29	1.6
2023-24	SC	37-31	689	18.6	136-250	.544	1-2	.500	62-90	.689	62	158	220	5.9	56-1	50	54	23	16	335	9.1
2024-25	SC	38-38	850	22.4	153-294	.520	7-21	.333	75-94	.798	107	186	293	7.7	65-0	73	58	19	28	388	10.2
TOTAL		93-69	1663	17.9	301-576	.523	9-27	.333	141-192	.734	178	364	542	5.8	132-1	135	120	43	48	752	8.1

00

TA'NIYA LATSON

5-9 • Sr. • Guard • Miami, Fla.

Major: Services Management



Full Bio

IG: @cbgTaniya • X: @NiyaLatson • TIKTOK: @TaniyaLatson

Career Notables

- Three-time All-America selection, including second-team honors in 2025 after leading the nation in scoring at 25.2 points per game ... was also the ACC's top scorer as a freshman (2022-23) with 21.3 ppg
- Became just the third player in ACC history to record 2,000 career points and the fastest to do it at Florida State
- Set the Florida State single-game scoring record with 40 against Virginia Tech (Jan. 2, 2025)
- Led the Seminoles to the NCAA Tournament all three seasons with a career 70-30 record

Season Highlights

- Ranks among the SEC's top 10 in field goal percentage (9th), free throw percentage (5th) and assist-to-turnover ratio (2.43, 7th) ... comes in top-15 in scoring (11th) and assists (4.0, 12th)
- Is having the most efficient season of her career with top overall and 3-point shooting percentages as well as her best points per possession (1.10) and points per shot attempt (1.24)
- Was named USBWA National Player of the Week once (Nov. 17-23) after averaging 24.0 points on 77.3 percent shooting, 4.5 assists, 2.0 steals and 3.5 rebounds in a pair of victories
- Locked in defensively for a season-high six steals at USF (Dec. 18), turning three into six quick points and two others directly into assists for four more points
- Had a complete game against Penn State (Dec. 14) with a season-high eight assists, six rebounds and four steals to go with her 18 points
- Bounced back from a tough shooting night to hit 11-of-18 for a season-high 32 points against NC Central (Dec. 7)
- Opened the fourth quarter against #4/4 Texas (Nov. 27) with four straight points to put the Gamecocks in front hit a pair of free throws to tie the game with 15 seconds left ... finishing with 16 points
- Scored 20 points in her Gamecock debut against Grand Canyon (Nov. 3)



Awards

At Florida State

All-America Second Team (2025 – AP)
3x All-America Honorable Mention (2023, 2024)
National Freshman of the Year (2023)
All-ACC First Team (2023, 2024, 2025)
ACC Rookie of the Year (2023)
ACC All-Tournament Second Team (2024)

High School

McDonald's All-American (2022)
Florida Dairy Farmers Miss Basketball (2022)
Florida Class 5A Player of the Year (2022)

Miscellaneous

	Season	Career	Record
Triple-Doubles	0	1*	1-0
Double-Doubles	0	5*	5-0
40+ Points	0	1*	1-0
30+ Points	1	21*	18-3
20+ Points	4	66*	51-15
10+ Points	13	99*	72-27
10+ Rebounds	0	3*	3-0
10+ Assists	0	4*	4-0
5+ Assists	4	39*	31-8
5+ Steals	1	5	5-0
Tm-High Points	4	72*	52-20
Tm-High Rebs.	0	6*	5-1
Tm-High Assists	3	52*	35-17

Career Highs

Pts 40 at Virginia Tech, 1/2/25*
FG 18 at Virginia Tech, 1/2/25*
FGA 28 at Virginia Tech, 1/2/25*
3FG 5, 2x, last vs. NC Central, 12/7/25*
3FGA 10 at LSU, 3/24/25*
FT 15, 2x, last vs. Florida A&M, 11/11/24*
FTA 17 vs. Florida A&M, 11/11/24*
Reb 11, 2x, last vs. Texas Tech, 11/28/24*
Off Reb 5 vs. Bethune-Cookman, 11/7/22*
Blk 3, 2x, last vs. Notre Dame, 2/11/24*
Stl 8 vs. Presbyterian, 12/15/22*
Asst 12 at Virginia, 2/6/25
Min 43 vs. Notre Dame, 2/11/24*

* indicates occurred at least once at previous NCAA Div. I school

2025-26 GAME-BY-GAME

Opponent	Date	GS	MIN	FG-FGA	PCT	3FG-3FGA	PCT	FT-FTA	PCT	OFF	DEF	TOT	AVG	PF	A	TO	BLK	STL	PTS	AVG
Grand Canyon	11/03/2025	*	28:06	7-10	.700	1-2	.500	5-8	.625	0	1	1	1.0	2	4	2	0	1	20	20.0
Bowling Green	11/07/2025	*	31:29	5-11	.455	0-2	.000	7-7	1.000	0	4	4	2.5	2	4	1	1	0	17	18.5
Clemson	11/11/2025	*	34:23	4-8	.500	1-1	1.000	3-4	.750	0	8	8	4.3	0	3	4	2	0	12	16.3
vs Southern California	11/15/2025	*	28:22	6-14	.429	0-0	.000	0-0	.000	2	2	4	4.3	3	2	1	0	1	12	15.3
Winthrop	11/19/2025	*	25:03	8-11	.727	2-4	.500	6-9	.667	1	4	5	4.4	1	4	2	0	1	24	17.0
Queens (NC)	11/23/2025	*	27:40	9-11	.818	2-2	1.000	4-5	.800	0	2	2	4.0	1	5	2	1	3	24	18.2
vs Duke	11/26/2025	*	25:57	6-13	.462	0-2	.000	0-0	.000	0	1	1	3.6	2	2	1	0	0	12	17.3
vs Texas	11/27/2025	*	31:47	4-12	.333	1-1	1.000	7-8	.875	4	0	4	3.6	1	2	3	0	2	16	17.1
at Louisville	12/04/2025	*	38:19	3-9	.333	1-4	.250	2-2	1.000	0	1	1	3.3	2	5	1	0	0	9	16.2
N.C. Central	12/07/2025	*	34:39	11-18	.611	5-6	.833	5-5	1.000	1	3	4	3.4	2	2	0	1	3	32	17.8
Penn St.	12/14/2025	*	35:16	5-14	.357	1-7	.143	7-7	1.000	0	6	6	3.6	1	8	1	1	4	18	17.8
at South Fla.	12/18/2025	*	29:15	7-15	.467	0-1	.000	1-2	.500	0	3	3	3.6	0	4	3	1	6	15	17.6
at FGCU	12/20/2025	*	29:45	5-11	.455	0-3	.000	5-6	.833	0	5	5	3.7	0	7	2	0	0	15	17.4
Providence	12/28/2025	*	10:44	4-5	.800	1-1	1.000	1-1	1.000	0	1	1	3.5	0	4	0	0	1	10	16.9

CAREER YEAR-BY-YEAR

SEASON	TEAM	GP-GS	MIN/AVG	FG-FGA	FG%	3FG-3FGA	3FG%	FT-FTA	FT%	OFF	DEF	TOT	AVG	PF-FO	A	TO	BLK	STL	PTS	AVG
2022-23	FSU	31-31	913/29.5	225-494	.455	38-105	.362	171-199	.859	40	99	139	4.5	61-2	90	82	21	51	659	21.3
2023-24	FSU	33-33	1023/31.0	258-589	.438	27-100	.270	162-190	.853	18	119	137	4.2	53-3	137	100	15	50	705	21.4
2024-25	FSU	29-29	874/30.2	255-565	.451	37-108	.343	184-225	.818	33	100	133	4.6	52-2	134	89	14	63	731	25.2
2025-26	SC	14-14	411/29.3	84-162	.519	15-36	.417	53-64	.828	8	41	49	3.5	17-0	56	23	7	22	236	16.9
TOTAL FOR SC		14-14	411/29.3	84-162	.519	15-36	.417	53-64	.828	8	41	49	3.5	17-0	56	23	7	22	236	16.9
TOTAL		107-107	3221/30.1	822-1810	.454	117-349	.335	570-678	.841	99	359	458	4.3	183-7	417	294	57	186	2331	21.8

44

AGOT MAKEER

6-0 • Fr. • Guard • Thunder Bay, Ontario
Major: Undecided



Full Bio

IG: @AgotMakeer • X: @Makeer_Agot • TIKTOK: @AgotMakeer

Career Notables

- McDonald's All-America and honorable mention Naismith All-America
- Ranked sixth overall in 2025 Class
- Helped Montverde Academy (FL) to runner-up finish at Chipotle High School National Championship
- Played with Canada at the 2025 FIBA U19 World Cup, finishing fourth and averaging 10.3 points and 4.9 rebounds

Season Highlights

- Missed five games in December with injury
- In SEC play, has three starts and ranks in the league's top 15 in blocks per game (1.0, 14th) and steals per game (2.0, 15th)
- Scored all five of her points at Florida (Jan. 4) in a 9-0 third-quarter run to give the Gamecocks their largest lead of the game at that point
- Added an SEC career-high tying nine points in her third start this season at Arkansas (Jan. 8), grabbing a career- and team-high three steals along the way in a new high of 31 minutes on the floor
- Earned her first career start against #rv/24 Alabama (Jan. 1), adding an efficient nine points (3-of-4 FGs) and four rebounds to a solid defensive effort in her first career SEC game
- Returned to the lineup against Providence (Dec. 28) with her first career double-double in just 23 minutes on the court, including seven points and six rebounds in the third quarter alone
- Swatted three blocks in her college debut against Grand Canyon (Nov. 3)



Awards

High School

McDonald's All-America (2025)

Naismith All-America honorable mention (2025)

International (Canada)

2025 FIBA U19 World Cup (fourth place)

Miscellaneous

	Season	Career	Record
Double-Doubles	1	1	1-0
10+ Points	3	3	3-0
10+ Rebounds	1	1	1-0

Career Highs

Pts	12, 2x, last vs. Winthrop, 11/19/25
FG	6 vs. Winthrop, 11/19/25
FGA	10 vs. Winthrop, 11/19/25
3FG	2, 2x, last vs. Alabama, 1/1/26
3FGA	6 vs. Providence, 12/28/25
FT	3, 2x, last at Arkansas, 1/8/26
FTA	5 vs. Bowling Green, 11/7/25
Reb	10 vs. Providence, 12/28/25
Off Reb	3, 2x, last vs. Providence, 12/28/25
Blk	3 vs. Grand Canyon, 11/3/25
Stl	3 at Arkansas, 1/8/26
Asst	4 vs. Winthrop, 11/19/25
Min	31 at Arkansas, 1/8/26

SEC Career Highs

Pts	9, 2x, last at Arkansas, 1/8/26
3FG	2 vs. Alabama, 1/1/26
3FGA	3 at Florida, 1/4/26
FG	3, 2x, last at Arkansas, 1/8/26
FGA	7 at Florida, 1/4/26
FT	3 at Arkansas, 1/8/26
FTA	4 at Arkansas, 1/8/26
Reb	5 at Arkansas, 1/8/26
Off Reb	2 at Arkansas, 1/8/26
Blk	1, 3x, last at Arkansas, 1/8/26
Stl	3 at Arkansas, 1/8/26
Asst	1, 2x, last vsat Florida, 1/4/26
Min	31 at Arkansas, 1/8/26

2025-26 GAME-BY-GAME

Opponent	Date	GS	MIN	FG-FGA	PCT	3FG-3FGA	PCT	FT-FTA	PCT	OFF	DEF	TOT	AVG	PF	A	TO	BLK	STL	PTS	AVG
Grand Canyon	11/03/2025		19:06	1-3	.333	1-2	.500	2-2	1.000	0	2	2	2.0	4	2	3	3	0	5	5.0
Bowling Green	11/07/2025		15:45	4-6	.667	1-2	.500	3-5	.600	1	2	3	2.5	0	0	2	1	1	12	8.5
Clemson	11/11/2025		19:13	2-4	.500	2-3	.667	0-0	.000	0	4	4	3.0	3	0	1	1	0	6	7.7
vs Southern California	11/15/2025		17:03	2-6	.333	0-2	.000	0-0	.000	1	3	4	3.3	1	1	2	0	1	4	6.8
Winthrop	11/19/2025		21:17	6-10	.600	0-1	.000	0-0	.000	3	4	7	4.0	2	4	0	0	2	12	7.8
Queens (NC)	11/23/2025		19:49	1-5	.200	0-4	.000	2-2	1.000	0	3	3	3.8	1	1	1	1	1	4	7.2
vs Duke	11/26/2025		16:24	2-6	.333	0-1	.000	0-0	.000	1	3	4	3.9	1	1	0	0	0	4	6.7
vs Texas	11/27/2025		03:17	0-1	.000	0-1	.000	0-0	.000	0	2	2	3.6	1	0	0	0	0	0	5.9
Providence	12/28/2025		23:07	4-9	.444	2-6	.333	0-0	.000	3	7	10	4.3	0	2	0	1	1	10	6.3
Alabama	01/01/2026 *		20:41	3-4	.750	2-2	1.000	1-2	.500	0	4	4	4.3	1	1	0	1	1	9	6.6
at Florida	01/04/2026 *		19:36	2-7	.286	1-3	.333	0-1	.000	0	4	4	4.3	0	1	3	1	2	5	6.5
at Arkansas	01/08/2026 *		31:18	3-9	.333	0-1	.000	3-4	.750	2	3	5	4.3	1	0	2	1	3	9	6.7

CAREER YEAR-BY-YEAR

SEASON	TEAM	GP-GS	MIN	AVG	FG-FGA	FG%	3FG-3FGA	3FG%	FT-FTA	FT%	OFF	DEF	TOT	AVG	PF	A	TO	BLK	STL	PTS	AVG
2025-26	SC	12-3	227	18.9	30-70	.429	9-28	.321	11-16	.688	11	41	52	4.3	15-0	13	14	10	12	80	6.7
TOTAL		12-3	227	18.9	30-70	.429	9-28	.321	11-16	.688	11	41	52	4.3	15-0	13	14	10	12	80	6.7

1

MADDY McDANIEL

5-9 • So. • Guard • Upper Marlboro, Md.
Major: Women's & Gender Studies



Full Bio


IG: @themaddymcdaniel • X: @maddy1mcdaniel

Career Notables

- Ranked the No. 12 recruit in the Class of 2024 by ESPNW
- Grabbed a spot on the McDonald's All-America team after posting 17.9 points, 5.0 assists and 4.7 steals per game
- Won back-to-back MaxPreps Maryland Player of the Year honors as a junior and a senior
- Named 2023 Washington Catholic Athletic Conference Player of the Year after averaging 18.6 points, 5.4 assists and 5.2 steals

Season Highlights

- Wears a patch on her jersey as a 2025-26 Kay Yow Cancer Fund Servant Leader Award honoree, recognizing women's basketball student-athletes from across all programs who exemplify leadership, selflessness and service in the fight against all cancers affecting women
- Has played in 13 games, averaging 19.1 minutes
- In SEC play, ranks sixth in the league with 4.3 assists per game and is second in assist-to-turnover ratio (4.3)
- Handed out a career-high tying six assists at Arkansas (Jan. 8) to lead the team for the second time this season, adding her first career SEC block and steal along the way
- Put up a six points at Florida (Jan. 4) with an SEC career high five assists to lead the team for the first time this season in a new career high of 33 minutes on the floor
- Tied her SEC career high of six points in conference opener against #rv/24 Alabama (Jan. 1), adding new SEC highs of two steals and four made free throws along the way
- Posted season highs of five assists and three steals at USF (Dec. 18)
- Helped push the pace late in the first half against Duke (Nov. 26), hitting a transition layup as part of an 11-0 run that ended the half



Awards

At South Carolina

SEC Academic Honor Roll (2025)

High School

McDonald's All-America (2024)

MaxPreps Maryland Player of the Year (2023, 2024)

MaxPrep Second-Team All-America (2024)

USA Basketball

2025 USA Basketball 3x3 Nat'l Champs, semifinalist

Miscellaneous

	Season	Career	Record
10+ Points	0	1	1-0
5+ Assists	3	5	5-0
Tm-High Assists	2	7	6-1

Career Highs

Pts	10 vs Purdue, 11/3/24
FG	5 vs Purdue, 11/3/24
FGA	9 at Florida, 1/4/26
3FG	2 at USF, 12/18/25
3FGA	3 at USF, 12/18/25
FT	8, 2x, last vs. NC Central, 12/7/25
FTA	10 vs. NC Central, 12/7/25
Reb	4, 4x, last at FGCU, 12/20/25
Off Reb	1, 6x, last at USF, 12/18/25
Blk	1, 3x, last at Arkansas, 1/8/26
Stl	4 vs. East Carolina, 11/17/24
Asst	6, 2x, last at Arkansas, 1/8/26
Min	33 at Florida, 1/4/26

SEC Career Highs

Pts	6, 4x, last at Florida, 1/4/26
FG	3, 3x, last at Florida, 1/4/26
FGA	9 at Florida, 1/4/26
3FG	1 vs. Florida, 2/13/25
3FGA	2 vs. Florida, 2/13/25
FT	4, vs. Alabama, 1/1/26
FTA	5 vs. Alabama, 1/1/26
Reb	2, 3x, last vs. Alabama, 1/1/26
Off Reb	1, at Georgia, 2/6/25
Blk	1 at Arkansas, 1/8/26
Stl	2, 2x, last at Florida, 1/4/26
Asst	6 at Arkansas, 1/8/26
Min	33 at Florida, 1/4/26

2025-26 GAME-BY-GAME

Opponent	Date	GS	MIN	FG-FGA	PCT	3FG-3FGA	PCT	FT-FTA	PCT	OFF	DEF	TOT	AVG	PF	A	TO	BLK	STL	PTS	AVG
Grand Canyon	11/03/2025		07:41	1-2	.500	1-1	1.000	0-0	.000	0	0	0	0.0	2	2	0	0	0	3	3.0
Queens (NC)	11/23/2025		12:16	1-2	.500	0-0	.000	0-0	.000	0	1	1	0.5	1	3	0	0	1	2	2.5
vs Duke	11/26/2025		19:21	2-3	.667	0-1	.000	1-2	.500	0	1	1	0.7	0	1	0	0	1	5	3.3
vs Texas	11/27/2025		13:00	0-2	.000	0-1	.000	0-0	.000	0	0	0	0.5	0	2	0	0	0	0	2.5
at Louisville	12/04/2025		05:13	0-1	.000	0-1	.000	0-0	.000	0	1	1	0.6	0	0	0	0	1	0	2.0
N.C. Central	12/07/2025		24:16	0-2	.000	0-1	.000	8-10	.800	1	2	3	1.0	2	3	0	0	2	8	3.0
Penn St.	12/14/2025		21:27	3-6	.500	2-3	.667	1-3	.333	1	3	4	1.4	2	2	1	0	1	9	3.9
at South Fla.	12/18/2025		22:04	2-6	.333	0-0	.000	3-4	.750	1	1	2	1.5	3	5	0	0	3	7	4.3
at FGCU	12/20/2025		18:26	2-4	.500	0-2	.000	0-0	.000	0	4	4	1.8	0	2	0	1	0	4	4.2
Providence	12/28/2025		19:12	1-4	.250	0-2	.000	1-2	.500	0	1	1	1.7	0	3	0	0	1	3	4.1
Alabama	01/01/2026		25:59	1-5	.200	0-1	.000	4-5	.800	0	2	2	1.7	1	2	0	0	2	6	4.3
at Florida	01/04/2026		33:18	3-9	.333	0-1	.000	0-0	.000	0	1	1	1.7	2	5	3	0	2	6	4.4
at Arkansas	01/08/2026		26:19	2-8	.250	0-1	.000	0-0	.000	0	1	1	1.6	0	6	0	1	1	4	4.4

CAREER YEAR-BY-YEAR

SEASON	TEAM	GP-GS	MIN/AVG	FG-FGA	FG%	3FG-3FGA	3FG%	FT-FTA	FT%	OFF	DEF	TOT	AVG	PF-FO	A	TO	BLK	STL	PTS	AVG
2024-25	SC	30-0	329/11.0	34-68	.500	3-13	.231	22-32	.688	2	23	25	0.8	18-0	51	17	1	21	93	3.1
2025-26	SC	13-0	249/19.1	18-54	.333	3-15	.200	18-26	.692	3	18	21	1.6	13-0	36	4	2	15	57	4.4
TOTAL		43-0	577/13.4	52-122	.426	6-28	.214	40-58	.690	5	41	46	1.1	31-0	87	21	3	36	150	3.5

24 AYLA McDOWELL

6-1 • Fr. • Guard • Cypress, Texas
Major: Mechanical Engineering



Full Bio

IG: @aylawyla • X: @aylamm2_ • TIKTOK: @userayla_

Career Notables

- Earned a spot on the McDonald's All-America team and ranked No. 15 overall in the 2025 Class
- Amassed over 2,700 career points and reached 1,000 rebounds her senior season
- Three-time district MVP and named first-team all-district as a junior
- Led team to 30-4 record and to the regional finals as a senior, averaging 25.1 points, 8.6 rebounds and 3.3 assists
- Has represented Brazil on the international stage three times, including with the senior team in the 2025 AmeriCup
- Led Brazil in scoring with 16.8 ppg at the 2025 FIBA U19 World Cup

Season Highlights

- Has played in 16 games, including all four against ranked opponents
- Made her SEC debut against #rv/24 Alabama (Jan. 1) with 14 minutes of action
- Posted a season-high 16 points against NC Central (Dec. 7), including five 3s
- Hit a clutch 3 at #22/21 Louisville (Dec. 4) and had a pair of offensive rebounds
- Posted her first double-digit scoring game with 11 against Bowling Green (Nov. 7)



Awards

High School

McDonald's All-America (2025)

International (Brazil)

2025 FIBA U19 World Cup

2025 FIBA AmeriCup

2024 FIBA U18 AmeriCup

Miscellaneous

	Season	Career	Record
10+ Points	2	2	2-0

Career Highs

Pts	16 vs. NC Central, 12/7/25
FG	5 vs. NC Central, 12/7/25
FGA	9 vs. NC Central, 12/7/25
3FG	5 vs. NC Central, 12/7/25
3FGA	7 vs. NC Central, 12/7/25
FT	4 vs. Queens, 11/23/25
FTA	4, 3x, last vs. Queens, 11/23/25
Reb	5 vs. Queens, 11/23/25
Off Reb	3 vs. Penn State, 12/14/25
Blk	1, 2x, last vs. Alabama, 1/1/26
Stl	3 at USF, 12/18/25
Asst	2 at FGCU, 12/20/25
Min	27 vs. NC Central, 12/7/25

SEC Career Highs

Pts	4 at Florida, 1/4/26
3FG	
3FGA	3 at Florida, 1/4/26
FG	1 at Florida, 1/4/26
FGA	4 at Florida, 1/4/26
FT	2, 2x, last at Florida, 1/4/26
FTA	2, 2x, last at Florida, 1/4/26
Reb	2 at Arkansas, 1/8/26
Off Reb	1, 2x, last at Florida, 1/4/26
Blk	1 vs. Alabama, 1/1/26
Stl	2 at Arkansas, 1/8/26
Asst	
Min	19 at Arkansas, 1/8/26

2025-26 GAME-BY-GAME

Opponent	Date	GS	MIN	FG-FGA	PCT	3FG-3FGA	PCT	FT-FTA	PCT	OFF	DEF	TOT	AVG	PF	A	TO	BLK	STL	PTS	AVG
Grand Canyon	11/03/2025		17:29	3-5	.600	0-1	.000	3-4	.750	1	1	2	2.0	2	0	2	0	1	9	9.0
Bowling Green	11/07/2025		22:47	3-5	.600	2-3	.667	3-4	.750	1	2	3	2.5	1	1	2	0	2	11	10.0
Clemson	11/11/2025		04:09	0-0	.000	0-0	.000	0-0	.000	0	1	1	2.0	0	0	0	0	0	0	6.7
vs Southern California	11/15/2025		03:33	0-1	.000	0-1	.000	0-0	.000	0	0	0	1.5	0	0	0	0	0	0	5.0
Winthrop	11/19/2025		25:43	3-4	.750	0-1	.000	1-1	1.000	2	2	4	2.0	0	1	0	0	1	7	5.4
Queens (NC)	11/23/2025		16:45	1-4	.250	1-4	.250	4-4	1.000	2	3	5	2.5	1	1	0	1	1	7	5.7
vs Duke	11/26/2025		01:31	0-1	.000	0-0	.000	0-0	.000	0	0	0	2.1	0	0	0	0	0	0	4.9
vs Texas	11/27/2025		05:12	0-3	.000	0-1	.000	0-0	.000	1	0	1	2.0	0	0	0	0	0	0	4.3
at Louisville	12/04/2025		08:42	1-2	.500	1-1	1.000	0-0	.000	2	0	2	2.0	1	1	1	0	0	3	4.1
N.C. Central	12/07/2025		26:56	5-9	.556	5-7	.714	1-2	.500	0	2	2	2.0	2	0	3	0	0	16	5.3
Penn St.	12/14/2025		20:33	2-5	.400	0-2	.000	0-0	.000	3	1	4	2.2	1	0	0	0	0	4	5.2
at South Fla.	12/18/2025		19:50	1-6	.167	1-5	.200	0-2	.000	1	0	1	2.1	2	0	0	0	3	3	5.0
at FGCU	12/20/2025		23:42	1-4	.250	1-4	.250	0-0	.000	0	0	0	1.9	2	2	1	0	2	3	4.8
Providence	12/28/2025		20:19	3-6	.500	2-5	.400	0-0	.000	0	0	0	1.8	2	0	0	0	0	8	5.1
Alabama	01/01/2026		13:60	0-2	.000	0-1	.000	2-2	1.000	1	0	1	1.7	1	0	1	1	0	2	4.9
at Florida	01/04/2026		07:51	1-4	.250	0-3	.000	2-2	1.000	1	0	1	1.7	3	0	1	0	0	4	4.8
at Arkansas	01/08/2026		19:25	0-2	.000	0-1	.000	1-2	.500	0	2	2	1.7	2	0	1	0	2	1	4.6

CAREER YEAR-BY-YEAR

SEASON	TEAM	GP-GS	MIN	AVG	FG-FGA	FG%	3FG-3FGA	3FG%	FT-FTA	FT%	OFF	DEF	TOT	AVG	PF-FO	A	TO	BLK	STL	PTS	AVG
2025-26	SC	17-0	258	15.2	24-63	.381	13-40	.325	17-23	.739	15	14	29	1.7	20-0	6	12	2	12	78	4.6
TOTAL		17-0	258	15.2	24-63	.381	13-40	.325	17-23	.739	15	14	29	1.7	20-0	6	12	2	12	78	4.6

11

MADINA OKOT

6-6 • Sr. • Center • Mumias, Kenya

Major: Services Management



Full Bio

IG: @OkotMadina • X: @MadinaOkot84132 • TIKTOK: @godsfavoritegirl20



In the Gamecock Record Book

Game

1st – Off. rebs. in SEC game (10 at Florida, 1/4/26)

Career Notables

- Played one season at Mississippi State, averaging 11.3 points and a team-high 9.6 rebounds
- Led the SEC and ranked fourth in the nation with a .649 field goal percentage
- Ranked fourth in the SEC in rebounds per game, raising her average to 10.1 per SEC contest in 2024-25
- Began playing basketball at the age of 17

Season Highlights

- Second the nation in double-doubles (12) and ranks 12th in field goal percentage (2nd in SEC), ninth in rebounding average (11.5) and 16th in offensive rebounding average (4.2)
- Is 16th in the SEC in scoring and fifth in blocks per game (1.7)
- Averaging a double-double for the season overall and in SEC play (12.7 ppg, 12.0 rpg)
- Swatted a season-high tying four blocks at Arkansas (Jan. 8) in addition to 15 points and 10 rebounds for her 12th double-double this season
- Tallied her 11th double-double of the season at Florida (Jan. 4), grabbing a career-high 10 offensive boards to tie for the most for a Gamecock in an SEC game in program history
- Scored a career-high 27 points at FGCU (Dec. 20) with 23 of those points coming in the second half on 10-of-12 shooting, including her first career 3-pointer ... also grabbed 10 boards in the final 20 minutes
- Powered the Gamecocks' rally at #22/21 Louisville (Dec. 4), scoring seven of the team's final nine points and grabbing two defensive rebounds after the Cardinals took a five-point lead with 4:23 to play ... finished with 23 points (13 in the second half) and 13 rebounds (10 in the second half)
- Posted a pair of double-doubles at the Players Era Championship, averaging 17.5 points and 12.0 rebounds against Duke and #4/4 Texas (Nov. 26-27) and shooting 64.0 percent at the event
- Grabbed 15 rebounds at #8/10 Southern Cal (Nov. 15), which were the most by a Gamecock against a ranked opponent since Kamilla Cardoso grabbed 17 in the 2024 National Championship game, and was solid defensively to help slow down the Trojans

Miscellaneous

	Season	Career	Record
Double-Doubles	12	24*	21-3
20+ Points	4	6*	6-0
10+ Points	15	37*	32-5
20+ Rebounds	0	1*	1-0
10+ Rebounds	13	30*	24-6
Tm-High Points	3	11*	10-1
Tm-High Rebs.	14	38*	28-10

Career Highs

Pts	27 at FGCU, 12/20/25
FG	13 at UMES, 12/20/24*
FGA	18 vs. Duke, 11/26/25
FT	4, 8x, last at Arkansas, 1/8/26*
FTA	8 vs. Memphis, 11/7/24*
Reb	23 at Vanderbilt, 2/13/25*
Off Reb	10 at Florida, 1/4/26
Blk	4, 3x, last at Arkansas, 1/8/26*
Stl	5, 2x, last at Florida, 1/4/26
Asst	3, 3x, last vs. Winthrop, 11/19/25*
Min	35 vs. Southern Cal, 11/15/25

* indicates occurred at least once at previous NCAA Div. I school

SEC Career Highs

Pts	21 at Vanderbilt, 2/13/25*
FG	10 at Vanderbilt, 2/13/25*
FGA	14 vs. Texas A&M, 2/23/25*
FT	4 at Arkansas, 1/8/26
FTA	6 at Arkansas, 1/8/26
Reb	23 at Vanderbilt, 2/13/25*
Off Reb	10 at Florida, 1/4/26
Blk	4, 2x, last at Arkansas, 1/8/26
Stl	5 at Florida, 1/4/26
Asst	3, 2x, last at Florida, 2/16/25*
Min	34 at Vanderbilt, 2/13/25*

* indicates occurred at least once at previous NCAA Div. I school

2025-26 GAME-BY-GAME

Opponent	Date	GS	MIN	FG-FGA	PCT	3FG-3FGA	PCT	FT-FTA	PCT	OFF	DEF	TOT	AVG	PF	A	TO	BLK	STL	PTS	AVG
Grand Canyon	11/03/2025	*	17:26	4-5	.800	0-0	.000	4-6	.667	0	4	4	4.0	3	0	0	0	0	12	12.0
Bowling Green	11/07/2025	*	21:36	6-9	.667	0-0	.000	1-1	1.000	4	7	11	7.5	0	2	0	4	1	13	12.5
Clemson	11/11/2025	*	24:46	5-12	.417	0-0	.000	2-2	1.000	4	8	12	9.0	3	1	1	1	1	12	12.3
vs Southern California	11/15/2025	*	34:45	3-9	.333	0-0	.000	0-0	.000	5	10	15	10.5	2	0	2	2	1	6	10.8
Winthrop	11/19/2025	*	25:16	10-12	.833	0-0	.000	3-4	.750	6	5	11	10.6	2	3	2	3	1	23	13.2
Queens (NC)	11/23/2025	*	19:16	5-8	.625	0-1	.000	4-4	1.000	2	10	12	10.8	1	0	0	3	2	14	13.3
vs Duke	11/26/2025	*	30:32	11-18	.611	0-1	.000	1-2	.500	5	8	13	11.1	1	2	3	2	4	23	14.7
vs Texas	11/27/2025	*	34:05	5-7	.714	0-0	.000	2-2	1.000	1	10	11	11.1	5	1	4	1	1	12	14.4
at Louisville	12/04/2025	*	32:38	10-16	.625	0-0	.000	3-7	.429	3	10	13	11.3	2	2	4	0	0	23	15.3
N.C. Central	12/07/2025	*	10:53	5-9	.556	0-0	.000	0-1	.000	7	2	9	11.1	0	1	2	1	1	10	14.8
at South Fla.	12/18/2025	*	20:38	6-7	.857	0-1	.000	0-0	.000	2	8	10	11.0	1	1	1	1	1	12	14.5
at FGCU	12/20/2025	*	25:04	12-16	.750	1-1	1.000	2-5	.400	7	5	12	11.1	2	2	1	1	1	27	15.6
Providence	12/28/2025	*	23:39	7-10	.700	0-0	.000	4-7	.571	3	10	13	11.2	3	2	2	1	2	18	15.8
Alabama	01/01/2026	*	25:20	5-13	.385	0-0	.000	1-1	1.000	4	5	9	11.1	3	1	3	0	2	11	15.4
at Florida	01/04/2026	*	24:03	5-11	.455	0-0	.000	2-5	.400	10	7	17	11.5	3	0	3	3	5	12	15.2
at Arkansas	01/08/2026	*	21:11	5-8	.625	1-1	1.000	4-6	.667	4	6	10	11.4	2	1	4	4	0	15	15.2

CAREER YEAR-BY-YEAR

SEASON	TEAM	GP-GS	MIN/AVG	FG-FGA	FG%	3FG-3FGA	3FG%	FT-FTA	FT%	OFF	DEF	TOT	AVG	PF-FO	A	TO	BLK	STL	PTS	AVG
2024-25	MS	34-34	769/22.6	170-262	.649	0-0	.000	45-72	.625	120	205	325	9.6	90-3	24	85	38	46	385	11.3
2025-26	SC	16-16	391/24.4	104-170	.612	2-5	.400	33-53	.623	67	115	182	11.4	33-1	19	32	27	23	243	15.2
TOTAL FOR SC		16-16	391/24.4	104-170	.612	2-5	.400	33-53	.623	67	115	182	11.4	33-1	19	32	27	23	243	15.2
TOTAL		50-50	1160/23.2	274-432	.634	2-5	.400	78-125	.624	187	320	507	10.1	123-4	43	117	65	69	628	12.6

15

ADHEL TAC

6-5 • So. • Forward • Grand Prairie, Texas
Major: Sports Media



Full Bio

IG: @lehda.aaa • X: @TacAdhel • TIKTOK: @lehda.aaa



Career Notables

- Enrolled at South Carolina in January 2024 after suffering a season-ending injury early in her senior season at South Grand Prairie
- Had surgery to repair the injury on Feb. 2
- Ranked the No. 26 player in the Class of 2024, according to espnW, when she chose to early enroll
- Was ranked as high as No. 12 in her class before sitting out the 2022-23 season with an injury
- In her last full season of high school play (2021-22), averaged 14.1 points and 8.8 rebounds and helped team to Class 6A state runner-up finish

Season Highlights

- Has played in 15 games, including two starts
- Put up six points on the road at Arkansas (Jan. 8) for her most in an SEC game this season, also grabbing the first steal of her SEC career
- Added huge energy, three points, two rebounds and a blocked shot to a 14-5 Gamecock run that closed out the first quarter against #rv/24 Alabama (Jan. 1) in a new SEC career-high of 11 minutes on the floor
- Posted her first career double-double with 11 points and 10 rebounds against Queens (Nov. 23)

Awards

At South Carolina

SEC Academic Honor Roll (2025)

Miscellaneous

	Season	Career	Record
Double-Doubles	1	1	1-0
10+ Points	1	1	1-0
10+ Points	1	1	1-0

Career Highs

Pts	11 vs. Queens, 11/23/25
FG	3, 4x, last vs. Queens, 11/23/25
FGA	5 at Missouri, 1/2/25
FT	5 vs. Queens, 11/23/25
FTA	9 at Arkansas, 1/8/26
Reb	10 vs. Queens, 11/23/25
Off Reb	3 at Missouri, 1/2/25
Blk	2, 3x, last vs. Providence, 12/28/25
Stl	1, 7x, last at Arkansas, 1/8/26
Asst	2 vs. Bowling Green, 11/7/25
Min	22 vs. NC Central, 12/7/25

SEC Career Highs

Pts	9 at Missouri, 1/2/25
FG	3 at Missouri, 1/2/25
FGA	5 at Missouri, 1/2/25
FT	4, 2x, last at Arkansas, 1/8/26
FTA	9 at Arkansas, 1/8/26
Reb	6 at Missouri, 1/2/25
Off Reb	3 at Missouri, 1/2/25
Blk	2x, last vs. Alabama, 1/1/26
Stl	1 at Arkansas, 1/8/26
Asst	1, 2x, last at Arkansas, 1/8/26
Min	15 at Arkansas, 1/8/26

2025-26 GAME-BY-GAME

Opponent	Date	GS	MIN	FG-FGA	PCT	3FG-3FGA	PCT	FT-FTA	PCT	OFF	DEF	TOT	AVG	PF	A	TO	BLK	STL	PTS	AVG
Grand Canyon	11/03/2025		14:45	1-2	.500	0-0	.000	0-1	.000	1	5	6	6.0	1	0	0	1	0	2	2.0
Bowling Green	11/07/2025		12:21	1-2	.500	0-0	.000	1-2	.500	1	1	2	4.0	1	2	0	1	1	3	2.5
Clemson	11/11/2025		05:57	0-0	.000	0-0	.000	0-0	.000	0	3	3	3.7	1	0	1	0	0	0	1.7
Winthrop	11/19/2025		12:44	3-3	1.000	0-0	.000	0-0	.000	1	4	5	4.0	2	0	0	1	0	6	2.8
Queens (NC)	11/23/2025		18:49	3-3	1.000	0-0	.000	5-8	.625	1	9	10	5.2	0	1	2	1	1	11	4.4
vs Duke	11/26/2025		07:02	0-0	.000	0-0	.000	2-2	1.000	1	0	1	4.5	1	0	1	0	0	2	4.0
vs Texas	11/27/2025		07:58	1-1	1.000	0-0	.000	0-0	.000	0	4	4	4.4	0	0	0	2	0	2	3.7
at Louisville	12/04/2025		03:23	0-1	.000	0-0	.000	1-2	.500	1	0	1	4.0	1	0	0	0	0	1	3.4
N.C. Central	12/07/2025	*	21:59	0-3	.000	0-0	.000	2-2	1.000	1	2	3	3.9	1	0	1	1	0	2	3.2
Penn St.	12/14/2025	*	14:31	1-3	.333	0-0	.000	0-2	.000	2	1	3	3.8	2	0	1	0	1	2	3.1
at South Fla.	12/18/2025		11:18	2-3	.667	0-0	.000	1-2	.500	2	6	8	4.2	1	0	0	2	0	5	3.3
at FGCU	12/20/2025		15:31	2-2	1.000	0-0	.000	1-2	.000	1	3	4	4.2	0	0	0	1	1	4	3.3
Providence	12/28/2025		08:53	1-2	.500	0-0	.000	1-1	1.000	0	1	1	3.9	1	1	1	2	0	3	3.3
Alabama	01/01/2026		10:39	1-1	1.000	0-0	.000	1-2	.500	0	5	5	4.0	1	0	1	1	0	3	3.3
at Florida	01/04/2026		05:57	1-2	.500	0-0	.000	1-2	.500	2	1	3	3.9	1	0	0	0	0	3	3.3

CAREER YEAR-BY-YEAR

SEASON	TEAM	GP-GS	MIN/AVG	FG-FGA	FG%	3FG-3FGA	3FG%	FT-FTA	FT%	OFF	DEF	TOT	AVG	PF-FO	A	TO	BLK	STL	PTS	AVG
2024-25	SC	23-0	87/3.8	13-31	.419	0-0	.000	10-16	.625	15	22	37	1.6	20-0	1	5	2	2	36	1.6
2025-26	SC	16-2	187/11.7	18-31	.581	0-0	.000	19-37	.514	15	46	61	3.8	19-1	5	8	13	5	55	3.4
TOTAL		39-2	274/7.0	31-62	.500	0-0	.000	29-53	.547	30	68	98	2.5	39-1	6	13	15	7	91	2.3

31 ALICIA TOURNEBIZE

6-7 • Fr. • Forward • Vichy, France
Major: International Studies



Full Bio



IG: @alicia_tbz

Career Notables

- Played in the Tango Bourges Basket program in France's premier women's professional league since U15
- Earned a spot on the club's professional roster in 2025-26 on a training-intern contract and, in her first LFB debut she scored 12 points in 12 minutes against Toulouse Metropole
- Named to the All-Star 5 at the 2025 FIBA U18 EuroBasket, leading the team in scoring (12.1 ppg) and rebounding (8.9 rpg) to rank among the tournament's top 10 in both categories
- Became the first documented French woman to dunk in a game in September 2024, and has added several others throughout her career, including a two-handed dunk in the third-place game of the 2025 FIBA U18 EuroBasket

Season Highlights

- Arrived in Columbia on Jan. 1

Awards

International (France)

2025 FIBA U18 EuroBasket, All-Star 5
2024 FIBA U17 World Cup

Career Highs

Pts
FG
FGA
3FG
3FGA
FT
FTA
Reb
Off Reb
Blk
Stl
Asst
Min

SEC Career Highs

Pts
3FG
3FGA
FG
FGA
FT
FTA
Reb
Off Reb
Blk
Stl
Asst
Min

* indicates occurred at least once at previous NCAA Div. I school

NCAA Tournament Career Highs

Pts
FG
FGA
FT
FTA
Reb
Off Reb

2025-26 BOX SCORES



Official Basketball Box Score - Final
Grand Canyon at South Carolina
 11/03/25 Colonial Life Arena, Columbia
 2025-26 Women's Basketball

Game Time: 7:00 PM
Game Duration: 2:03
Attendance: 15,601

Officials: Tommi Paris, Tiffany Bird, Gina Cantanzariti

Grand Canyon - 54			Record: 0-1														
NO.	Name		Min	FG	3P	FT	Rebounds		Fouls		TP	AS	TO	ST	Blocks	+/	
				M-A	M-A	M-A	OR	DR	TS	PF	FD				BS	B-A	
1	Anisa Jeffries	F	29:58	5-10	0-3	1-1	2	3	5	3	1	1	1	0	0	0	-29
11	Holly Griffiths	F	04:56	0-1	0-1	0-0	0	0	0	2	0	0	0	1	0	0	-6
0	Chloe Mann	G	22:35	4-12	3-8	4-4	1	0	1	3	15	2	2	0	0	0	-24
8	Sifa Joyeuse	G	17:45	2-9	1-6	1-2	0	4	4	2	3	6	0	1	0	1	-16
20	Juliana LaMendola	G	18:38	1-5	0-4	0	1	1	2	5	2	2	2	2	0	0	-20
5	Faith Carson	A	16:48	1-3	0-2	0	0	4	3	3	2	0	1	0	1	0	-21
3	Alec Jovanovich	F	35:19	4-10	3-6	5-6	1	4	4	4	16	0	1	0	0	0	-26
14	David Ayodele	F	10:04	0-1	0-0	0-0	2	1	3	2	0	0	0	0	0	1	-17
33	Ives Zoumia	G	06:28	0-3	0-0	0	0	0	0	1	0	0	3	1	0	0	-13
6	Casey Valenti-Paea	A	10:08	0-4	0-1	0-0	0	1	1	0	0	0	1	1	0	2	-6
24	Norah Mo	F	17:17	0-1	0-0	1-2	2	2	0	1	1	0	0	0	0	0	-13
7	Karley Johnson	G	09:12	0-0	0-0	0	1	1	2	2	1	0	1	1	1	0	-2
4	Diamond Wright	G	07:29	0-2	0-1	1-2	0	0	0	0	1	1	0	0	0	0	-8
22	Kaitlyn Elshosh	G	02:23	0-1	0-1	0	0	0	0	0	0	0	0	0	0	0	-1
Total							2	2	4	0	0	0	2				
			17:62	7-34	13-37	12	19	31	26	21	54	6	17	3	3	6	40

South Carolina - 94		Record: 1-0														
NO. Name	Min	FG		3P		FT	Rebounds		Fouls		TP	AS	TO	ST	Blocks	+/-
		M/A	M/A	M/A	M/A		OR	DR	PF	FF						
8 Joyce Edwards	F 27:10	5-11	0-2	3-4	2	3	5	3	2	13	1	2	0	1	1	30
11 Madina Olot	G 17:26	4-5	0-0	0-0	0	4	4	3	7	12	0	0	0	0	0	25
00 Taiya Latson	G 26:06	7-10	1-2	5-8	0	1	4	3	6	20	0	0	2	0	0	134
10 Tessa Johnson	G 32:31	8-13	2-6	0-0	0	1	4	5	1	10	0	1	1	0	0	38
25 Raven Johnson	G 25:48	4-6	3-5	0-0	0	8	8	2	0	11	7	1	3	0	0	23
11 Maddy McDaniel	07:41	1-2	1-1	0-0	0	0	0	2	1	3	2	0	0	0	0	15
44 Agot Makeer	19:06	1-3	1-2	2-2	0	2	2	4	2	5	2	3	0	3	0	8
30 Maryam Dauda	09:58	0-0	0-0	0	0	2	2	1	0	0	0	0	0	0	0	1
24 Ayla McDowell	17:29	3-5	0-1	3-4	1	1	2	2	4	9	0	2	1	0	0	10
15 Adhel Tac	14:45	1-2	0-0	0-1	1	5	6	1	2	2	0	0	0	1	0	16
Team					0	3	3	0	0	0	0	0	0	0	0	
Totals		34-57	9-19	17-25	5	33	38	21	26	94	19	11	6	6	3	40

	GCU		USC		Points from Turnovers		GCU		USC		Period by Period Scoring						
Biggest lead	0 (1 st 10:00)		41 (1 st 2:19)				10	22				1st	2nd	3rd	4th	TOT	
Best Scoring Run	5 (2 nd 3:25)		15 (1 st 0:32)				Point	18		40		GPU	10	21	16	7	54
Lead Changes							Second Chance	15		14							
Times Tied	0						Fast Breaks	2		32		USC	29	31	19	15	94
Time with Lead	00:00		39:49				Bench	20		19							



Official Basketball Box Score - Final
Bowling Green at South Carolina
 11/07/25 Colonial Life Arena, Columbia
 2025-26 Women's Basketball

Game Time: 7:00 PM
Game Duration: 1:46
Attendance: 16,649

Officials: Natasha Camy, Jeffrey Smith, Chris Saucedo

Bowling Green - 47		Record: 1-1																				
NO. Name	Min	FG		3P		FT		Rebounds		Fouls		TP	AS	TO	ST	Blocks		+/-	Shooting By Period			
		M	A	M	A	M	A	M	A	M	A					BS	BA		1 st FG%	2 nd FG%	3 rd FG%	
11 Taya Ellis	17:00	0-5	0-0	0-0	2	2	4	2	0	0	0	1	2	2	0	1	-32			1 st FG%	2-19	10.5%
2 Lauren Gerken	F 15:32	1-9	1-7	0-0	1	0	1	3	0	0	0	3	0	3	0	1	-32			3 rd FG%	1-6	16.7%
23 Schenna Donahue	G 14:31	4-15	3-10	0-0	3	0	0	0	0	0	0	0	0	0	0	0	-23			FT%	2-2	100%
20 Paige Kohler	G 35:42	3-15	1-5	0-0	0	0	0	3	2	7	5	1	0	1	0	1	-63			2 nd FG%	20-25	80.0%
12 Ky Aira Miller	G 26:07	2-7	2-4	0-0	1	1	2	3	1	6	0	2	0	1	0	1	-52			3 rd FG%	2-9	22.2%
8 Joniyah Brandt-Fitzpatrick	27:15	3-11	0-1	4-4	2	2	2	4	3	10	0	2	1	0	4	-45			2 nd FG%	7-18	38.9%	
2 Emily Siesel	16:09	1-4	1-4	0-0	1	1	2	3	0	3	2	1	2	0	1	-23			3 rd FG%	1-3	33.3%	
33 Kendal Moxey	04:12	0-0	0-0	0-0	0	0	0	0	0	0	0	0	0	1	0	-7			FT%	1-2	50%	
4 Jaedy C Cook	08:50	2-3	0-0	0-0	1	1	1	1	0	4	0	0	0	0	0	-7			4 th FG%	5-17	29.4%	
20 Jasmine Fearne	07:05	1-4	0-3	0-0	1	1	2	1	0	2	0	0	0	0	0	-9			3 rd FG%	2-8	25.0%	
0 Lashia Harrison	05:00	0-0	0-0	0-0	0	0	0	0	0	0	0	0	0	0	0	-9			FT%	0-0	0%	
13 Sofia Moschen	02:16	1-1	1-1	0-0	0	0	0	0	0	3	0	0	0	0	0	-GM			1 st FG%	18-74	24.3%	
Team					6	1	7	0	0	0	3								3 rd FG%	6-36	22.1%	
Totals		18-74	6-26	5-6	17	8	25	20	9	47	9	18	11	2	11	-67			FT%	5-6	83.3%	
																		Major Fouls: NONE				
																		Total Rebounds: 31				

South Carolina - 114			Record: 2-0										Major FOGS: NONE									
NO.	Name	Min	FG		3P	FT	Rebounds		Fouls		TP	AS	TS	ST	Blocks		+/-	Shooting By Period				
			M-A	M-A			M-A	OR	DR	TO					PF	FO		BS	BA	1 st	FG%	10-18
8	Joyce Edwards	25:10	11-12	0-0	2-3	3	1	4	0	3	24	3	0	0	3	0	42	1 st	FG%	10-18	55.6%	
11	Madina O'Co	C 21:36	6-9	0-0	1-1	4	7	11	0	2	13	2	0	1	4	1	48	FT%	6-7	85.7%		
00	Ta'Nyia Latson	31:29	5-12	0-2	7-7	0	4	4	2	4	17	4	1	0	1	1	54	3 rd	FG%	11-19	57.9%	
5	Tessa Johnson	G 26:59	6-11	2-5	0-0	2	5	7	1	14	3	5	0	0	0	0	42	3 rd	1-2	50.0%		
25	Raven Johnson	G 23:00	4-7	1-2	2-2	0	5	5	2	1	11	2	3	0	0	0	42	3 rd	1-2	50.0%		
44	Aqot Makeer	15:45	4-6	1-2	3-5	1	2	3	0	3	12	0	2	1	1	0	25	4 th	FG%	12-18	66.7%	
30	Maryam Dauda	20:53	2-3	0-0	5-6	4	4	8	1	3	9	0	2	1	0	0	28	3 rd	1-2	50.0%		
24	Ayila McDowell	22:47	3-5	2-3	3-4	1	2	3	1	2	11	1	2	2	0	0	36	FT%	6-8	75%		
15	Adhel Tac	12:21	1-2	0-0	1-2	1	1	2	1	1	3	2	0	1	1	0	16	4 th	FG%	9-11	81.8%	
Team							0	6	6	0	0	0	0					3 rd	FG%	3-4	75.0%	
Totals			42-66	14-24	24-30		16	37	53	9	210	14	26	14	9	11	2	67	FT%	7-9	77.8%	
Major FOGS: NONE																						
																		GM FG%	42-66	63.6%		
																		3 rd	FG%	1-4	42.9%	
																		FT%	24-30	80.0%		

	BGU	USC	Points from Turnovers	BGU	USC	Period by Period Scoring					
Biggest lead	2 (1 st @ 21)	68 (4 th 3:31)	13	21		1 st	2 nd	3 rd	4 th	TOT	
Best Scoring Run	4 (3 rd 1:37)	16 (4 th 3:31)	18	66		BGU	7	12	16	12	47
Lead Changes			2	20							
Times Tied		1	2	37		USC	27	28	31	28	114
Time with Lead	00:19	37:59	22	35							
			Bench								



Official Basketball Box Score - Final
Clemson at South Carolina
11/11/25 Colonial Life Arena, Columbia
2025-26 Women's Basketball

Game Time: 6:00 PM
Game Duration: 1:36
Attendance: 16,623

Officials: Katie Lukanich, Denise Brooks, Brandon Enterline

Clemson - 37		Record: 2-1												
NO.	Name	Min	FG M-A	FG M-A	3P M-A	Rebounds OR DR TOT	Fouls PF FO	TP	AS	TO	ST	Blocks BS BA	+/-	
25	Demearea Hinds	F 17:54	3-6	0-0	2-2	4 4 8	4 2	8	1	2	0	0	1	
32	Raven Thompson	F 20:15	0-1	0-0	0 0	3 3 3	2 1	0	2	1	0	0	-17	
10	Taylor Johnson-Matthews	G 25:58	3-12	1-6	2-2	1 3 4	0 1	9	0	2	1	0	3	
12	Mia Moore	G 25:48	2-10	1-3	0-0	4 4 4	1 1	5	0	1	0	0	3	
14	Rachael Rose	G 29:15	3-7	0-4	0-0	1 1 2	2 2	6	1	0	0	0	-17	
21	Haley Periman	G 35:07	1-5	1-5	0-0	1 1 2	2 3	3	3	1	4	1	0	
11	Rusne Augustineita	24:31	1-12	1-8	0-0	4 4 4	0 0	3	2	0	0	0	2	
5	Hannah Kohn	14:57	1-7	1-7	0-0	0 0 0	1 0	3	0	1	0	0	-11	
31	Morgan Lee	02:27	0-0	0-0	0 0	0 0 0	2 0	0	0	0	0	0	-5	
0	Holland Harris	03:50	0-1	0-0	0-0	0 0 0	0 0	0	0	0	0	0	-6	
Team						4 1 5	0	0	2					
Totals		1:46:31	5-33	4-4	10	21 31 54	14 10	37	9	10	5	1	10	

Major Fouls: NONE

South Carolina - 65		Record: 3-0														
NO.	Name	Min	FG	3P	FT	Rebounds	Fouls	TP	AS	TO	ST	Blocks	+/-			
						OR	DR	PF				BS				
8	Joyce Edwards	F 30:16	8-17	0-0	2-3	3	5	8	1	3	18	2	1	1	3	21
11	Madina Okot	C 24:46	5-12	0-0	2-2	4	8	12	3	12	1	1	1	0	1	23
00	Ta'Niya Latson	G 34:23	4-8	1-1	3-4	0	8	8	0	3	12	3	4	0	2	27
5	Tessa Johnson	G 35:15	5-8	2-4	1-1	0	2	2	0	2	13	3	1	0	1	27
25	Raven Johnson	G 30:02	1-5	0-0	0-0	0	1	1	1	1	2	2	2	0	1	15
30	Maryam Dawda	15:59	1-4	0-1	0-0	3	4	7	1	0	2	0	1	1	1	14
44	Aspi Maker	19:13	2-4	2-3	0-0	0	4	4	3	1	6	0	1	1	0	17
24	Ayia McDowell	04:09	0-0	0-0	0-0	0	1	1	0	0	0	0	0	0	0	10
15	Adhel Tac	05:57	0-0	0-0	0-0	0	3	3	1	0	0	1	0	0	0	3
Team						1	2	0		0						
Totals		26:58	5-9	8-10	11	37	48	10	14	65	11	12	3	10	1	28
Major Fouls: NONE																

	CLM	USC	Points from	CLM	USC	Period by Period Scoring					
Biggest lead	0 (1 st 10:00)	28 (4 th 0:49)	Turnovers	13	11		1st	2nd	3rd	4th	TOT
Best Scoring Run	8 (3 rd 3:30)	11 (1 st 5:06)	Paint	18	36	CLM	12	12	11	2	37
Lead Changes			Second Chance	2	16						
Times Tied		0	Fast Breaks	3	7	USC	20	15	10	20	65
Time with Lead	00:00	39:09	Bench	9	8						



Official Basketball Box Score - Final
South Carolina at Southern California
 11/15/25 Crypto.com Arena, Los Angeles, Calif.
 Sorouts Farmers Market - The RealSC

Game Time: 6:00 PM
Game Duration: 1:53
Attendance: 8,150

Officials: Brenda Pantoja, Timothy Greene, Brian Garland

South Carolina - 69			Record: 4-0																	
No.	Name	Min	FG M-A	3P M-A	FT M-A	Rebounds OR DR TOT	Fouls PF FO	TP AS	TS	ST	Blocks BS BA	+/-	Shooting By Period							
8	Joyce Edwards	F 35:09	7-16	0-0	3-8	4	6	10	3	4	17	4	6	2	2	2	19	1 st FG% 8-21	38.1%	
11	Madina Okor	C 34:45	3-9	0-0	0-0	5	10	15	2	3	6	0	2	1	2	1	23	3PT% 2-4	50.0%	
00	Ta'Niya Latson	G 28:22	4-14	0-0	0-0	2	2	4	3	1	12	2	1	1	0	1	23	FT% 2-2	100%	
5	Tessa Johnson	G 36:34	4-11	2-4	4-4	1	3	4	2	4	15	3	3	1	0	1	14	2 nd FG% 4-15	26.7%	
25	Raven Johnson	G 37:41	6-12	2-3	0-0	4	7	11	2	1	14	4	2	0	2	1	19	3PT% 0-4	0.0%	
44	Agot Makeer	M 37:03	2-6	0-2	0-0	1	3	4	1	0	4	1	2	1	0	0	19	FT% 4-6	66.7%	
30	Marlyam Dauda	06:53	1-2	0-0	0-0	2	1	3	1	0	2	0	1	1	1	1	-2	3 rd FG% 10-21	47.6%	
24	Ayla McDowell	03:33	0-1	0-1	0-0	0	0	0	0	0	0	0	0	0	0	0	0	3PT% 2-2	100.0%	
Team						2	3	5	0	0	0	0	0	0	0	0	0	FT% 1-4	25%	
Totals		29:71	4-10	7-12	21-35	56	14	13	69	16	17	7	7	7	7	7	0	4 th FG% 7-14	50.0%	
																		3PT% 0-0	0.0%	
																		FT% 0-0	0%	
																		GM FG% 29-71	40.8%	
																		3PT% 4-10	40.0%	
																		FT% 7-12	58.3%	

Southern California - 52										Record: 2-1										League Best Periods: 4-1									
NO. NAME	Min	FG		3P	FT	Rebounds		Fouls		TP	AS	TO	ST	Blocks		+													
		M-A	M-A			M	OR	DR	PF					FD	BS			BA											
8 Gerda Raulsailyte	F 08:21	0-2	0-1	2-2	2	2	4	1	1	2	1	2	0	0	1	-7													
9 Jazzy Davidson	G 25:34	4-11	0-2	0-0	0	3	3	1	1	8	3	4	1	1	0	-18													
10 Malia Samuels	G 28:02	3-7	0-0	0-0	1	2	3	2	2	6	1	3	0	0	-18														
11 Kennedy Smith	G 30:32	5-14	0-2	2-2	0	1	1	0	3	12	4	1	2	3	2	-14													
25 Kara Dunn	G 35:20	4-12	1-4	1-1	2	3	5	1	2	10	1	1	1	0	-17														
3 Londynn Jones	28:48	2-10	0-4	0	2	2	1	1	4	2	1	0	0	0	-7														
9 Vivian Inwuchukwu	15:01	3-5	0-0	1-3	2	1	3	3	2	7	1	1	0	0	-2														
13 Dayana Mendes	14:13	0-2	0-1	0-0	0	0	0	1	1	0	1	0	0	0	-7														
7 Yakya Milton	06:11	0-0	0-0	0-0	0	0	0	0	1	0	0	0	0	0	-7														
6 Laura Williams	06:58	1-4	0-0	1-2	1	3	4	2	1	3	0	0	0	1	2														
Team						2	2	4	0			0		1															
Totals		22-67	1-14	7-10	10	22	32	13	14	52	15	5	7	7	-17														
Major Fouls: NONE																													
Shooting By Period:																													
1 st FGM: 7-15 46.7%																													
3PT: 1-2 50.0%																													
FT: 1-3 33.3%																													
2 nd FGM: 6-21 28.6%																													
3PT: 0-4 0.0%																													
FT: 2-2 100%																													
3 rd FGM: 6-17 35.3%																													
3PT: 0-2 0.0%																													
FT: 3-3 100%																													
4 th FGM: 3-14 21.4%																													
3PT: 0-5 0.0%																													
FT: 1-2 50.0%																													
GM FGM: 22-67 32.8%																													
3PT: 1-14 7.1%																													
FT: 7-10 70.0%																													

	SC	USC	Points from	SC	USC	Period by Period Scoring					
Biggest lead	17 (4 th 0:30)	1 (2 nd 1:38)	Turnovers	16	9	SC	1st	2nd	3rd	4th	TOT
Best Scoring Run	6 (2 nd 8:54)	8 (1 st 1:31)	At	44	28		20	12	23	14	69
Lead Changes	2	1	Second Chance	15	7	USC	16	14	15	7	52
Times Tied	1		Fast Breaks	11	9						
Time with Lead	38:32	00:21	Bench	6	14						

2025-26 BOX SCORES



Official Basketball Box Score - Final
Winthrop at South Carolina
11/19/25 Colonial Life Arena, Columbia
2025-26 Women's Basketball

Game Time: 7:00 PM
Game Duration: 1:47
Attendance: 15,787

Officials: Gina Cross, Charles Watson, Deanna Jackson

Winthrop - 56

Record: 2-2

NO.	Name	Min	FG	3P	FT	Rebounds	Fouls	TP	AS	TO	ST	Blocks	+/
			M-A	M-A	M-A	OR DR TOT	PF FD					BS BA	
11	Naomi Wilson	F 17:55	3-4	0-0	1-2	2 2 4	4 3 7	0	2	0	0	0 0	-20
3	Madison Ruff	G 13:43	4-10	0-0	2-3	1 2 3	2 6 10	0	0	1	0	2 -3	
13	Mya Pierfax	G 33:09	6-12	4-8	0-0	1 0 1	0 0 16	2	4	1	0	0 2	-46
15	Amourie Porter	G 28:39	3-14	0-2	4-4	3 1 4	3 2 10	2	1	0	0	1 -45	
22	Cori Lard	G 25:29	2-8	1-4	0-0	1 2 3	5 0 5	1	2	0	0	0 -29	
7	Riyah Wilson	30:22	2-7	2-5	0-0	2 1 3	1 1 6	1	3	0	0	1 -47	
20	Tocarra Johnson	15:07	0-4	0-0	0-0	0 0 0	4 0 0	0	1	0	0	1 -19	
21	Persais Williams	21:25	1-5	0-0	0-0	2 0 2	1 1 2	2	0	0	0	1 -28	
5	Mya Hamilton	14:11	0-2	0-2	0-0	0 0 0	0 0 0	0	0	0	0	0 -13	
Team						3 1 4	0 0	0	2				
Totals			21-66	7-21	7-9	15 9 24	20 13 56	8	15	2	0	7 -50	

Major Fouls: NONE

Shooting By Period		
1 st FG%	5-16	31.3%
3PT%	2-6	33.3%
FT%	3-3	100%
2 nd FG%	4-20	20.0%
3PT%	2-5	40.0%
FT%	2-2	100%
3 rd FG%	8-18	44.4%
3PT%	1-4	25.0%
FT%	1-2	50%
4 th FG%	4-12	33.3%
3PT%	2-6	33.3%
FT%	1-2	50%
GM FG%	21-66	31.8%
3PT%	7-21	33.3%
FT%	7-9	77.8%

Dead Ball Rebounds: 4-0

South Carolina - 106

Record: 5-0

NO.	Name	Min	FG	3P	FT	Rebounds	Fouls	TP	AS	TO	ST	Blocks	+/
			M-A	M-A	M-A	OR DR TOT	PF FD					BS BA	
8	Joyce Edwards	F 27:33	9-13	0-0	4-6	3 2 5	1 5 22	1	2	1	0	0 40	
11	Madina Okot	C 25:16	10-12	0-0	3-4	5 5 11	2 2 23	3	2	1	3	0 36	
00	Ta'Niya Latson	G 25:03	8-11	2-4	6-8	1 4 5	1 5 24	4	2	1	0	0 31	
5	Tessa Johnson	G 29:21	3-8	3-7	0-0	1 1 2	9 1 10	1	0	0	1 0	28	
25	Raven Johnson	G 21:20	1-4	0-3	1-2	0 4 4	2 2 3	10	1	0	1 0	33	
30	Mariam Dauda	11:43	0-2	0-1	0-2	0 1 1	2 2 0	1	1	0	1 0	-7	
44	Agot Makeer	21:17	6-10	0-1	0-0	3 4 7	2 1 12	4	0	2	0 0	23	
24	Ayla McDowell	25:43	3-4	0-1	1-1	2 2 4	0 0 1	7	1	0	1 0	38	
15	Adhel Tac	12:44	3-3	0-0	0-0	1 4 5	2 0 6	0	0	0	0 1	14	
Team						2 1 3	0 0	0	1				
Totals			43-67	5-17	15-24	18 28 46	13 20 106	25	9	6	7	0 50	

Major Fouls: NONE

Shooting By Period		
1 st FG%	10-13	76.9%
3PT%	0-1	0.0%
FT%	8-8	100%
2 nd FG%	13-17	76.5%
3PT%	3-5	60.0%
FT%	4-8	50%
3 rd FG%	10-18	55.6%
3PT%	2-7	28.6%
FT%	2-4	50%
4 th FG%	10-19	52.6%
3PT%	0-4	0.0%
FT%	1-4	25%
GM FG%	43-67	64.2%
3PT%	5-17	29.4%
FT%	15-24	62.5%

Dead Ball Rebounds: 6-0

	WIN	USC
Biggest lead	2 (1 st 9:33)	52 (4 th 1:09)
Best Scoring Run	3 (1 st 3:40)	12 (2 nd 5:24)
Lead Changes	1	
Times Tied	1	
Time with Lead	00:08	38:56

Points from	WIN	USC
Turnovers	8	26
Paint	20	70
Second Chance	17	27
Fast Breaks	7	33
Bench	8	25

Period by Period Scoring	1st	2nd	3rd	4th	TOT
WIN	15	12	18	11	56
USC	28	33	24	21	106



Official Basketball Box Score - Final
Queens (NC) at South Carolina
11/23/25 Colonial Life Arena, Columbia
2025-26 Women's Basketball

Game Time: 2:00 PM
Game Duration: 1:51
Attendance: 15,222

Officials: Maggie Terman, Adrienne Gilmore, Kevin Fahy

Queens (NC) - 49

Record: 3-3

NO.	Name	Min	FG	3P	FT	Rebounds	Fouls	TP	AS	TO	ST	Blocks	+/
			M-A	M-A	M-A	OR DR TOT	PF FD					BS BA	
5	Brenae Jones-Grant	F 25:05	3-11	1-4	3-4	4 3 7	3 2 10	1	2	0	0	0 -34	
21	Hannah Hicks	F 21:08	0-4	0-0	1-2	1 0 1	1 4 1	1	0	0	0	2 -46	
3	Jermay Mapp	G 25:41	3-13	1-2	2-2	0 2 2	1 1 1	9	2	4	1	0 1 -60	
10	Ana Barreto	G 22:49	2-12	2-6	0-0	0 1 1	2 0 6	2	2	2	0	1 -44	
22	Dayana Colvin	G 20:56	1-6	1-2	2-2	0 2 2	2 1 5	3	5	0	0	1 -38	
8	Tamar Kogelovich	10:58	2-3	1-2	0-0	1 0 1	5 0 5	1	1	0	0	0 -21	
31	Bresh Franks	18:38	1-2	0-0	0-0	2 1 3	4 1 2	1	1	0	1 0	-26	
6	Magda Freire	09:54	1-3	0-2	0-0	0 0 0	2 0 2	0	3	1	0	2 -25	
11	Imani Morris	06:53	0-2	0-0	0-0	0 0 0	5 2 0	0	1	0	0	0 -18	
9	Kelley Hutcherson	23:05	1-6	1-3	0-0	0 0 0	0 0 1	3	1	0	1 0	1 -32	
1	Alyssa Lewis	14:52	2-8	2-7	0-0	0 2 2	0 0 6	0	1	0	0 0	-16	
Team						4 2 6	0 0	0	1				
Totals			16-70	9-28	8-10	12 13 25	25 12	49	11	21	5	1 -72	

Major Fouls: NONE

Shooting By Period		
1 st FG%	1-15	6.7%
3PT%	1-3	33.3%
FT%	2-2	100%
2 nd FG%	5-17	29.4%
3PT%	3-9	33.3%
FT%	1-2	50%
3 rd FG%	5-18	27.8%
3PT%	4-5	80.0%
FT%	2-2	100%
4 th FG%	5-20	25.0%
3PT%	1-11	9.1%
FT%	3-4	75%
GM FG%	16-70	22.9%
3PT%	9-28	32.1%
FT%	8-10	80.0%

Dead Ball Rebounds: 3-2

South Carolina - 121

Record: 6-0

NO.	Name	Min	FG	3P	FT	Rebounds	Fouls	TP	AS	TO	ST	Blocks	+/
			M-A	M-A	M-A	OR DR TOT	PF FD					BS BA	
8	Joyce Edwards	F 25:10	9-11	0-0	7-9	2 2 4	3 8 25	3	1	2	2	0 46	
11	Madina Okot	C 19:16	5-8	0-1	4-4	2 10 12	1 2 14	0	0	2	3 0	41	
00	Ta'Niya Latson	G 27:40	9-11	2-2	4-5	0 2 2	1 3 24	5	2	3	1 0	50	
5	Tessa Johnson	G 21:21	5-8	3-5	0-0	1 1 0	0 13	5	1	0	0 0	36	
25	Raven Johnson	G 22:09	5-6	2-2	0-0	0 2 2	2 0 12	7	2	3	2 0	39	
44	Agot Makeer	19:49	1-5	0-4	2-2	0 3 3	1 1 4	1	1	1	1 0	39	
1	Maddy McDaniel	12:16	1-2	0-0	0-0	0 1 1	1 2 2	3	0	1	1 0	18	
24	Ayla McDowell	16:45	1-4	1-4	4-4	2 3 5	1 4 7	1	0	1	1 0	34	
30	Mariam Dauda	16:45	4-7	0-2	1-2	0 5 5	2 1 9	0	2	0	1 0	44	
15	Adhel Tac	18:49	3-3	0-0	5-8	1 9 10	0 4 11	1	2	1	1 0	23	
Team						3 3 6	0 0	0	0				
Totals			43-65	8-20	27-34	10 41 51	12 25 121	26	11	14	12	1 72	

Major Fouls: NONE

Shooting By Period		
1 st FG%	10-16	62.5%
3PT%	0-2	0.0%
FT%	9-10	90%
2 nd FG%	10-13	76.9%
3PT%	3-5	60.0%
FT%	6-8	75%
3 rd FG%	13-22	59.1%
3PT%	3-9	33.3%
FT%	1-2	50%
4 th FG%	10-14	71.4%
3PT%	2-4	50.0%
FT%	11-14	78.6%
GM FG%	43-65	66.2%
3PT%	8-20	40.0%
FT%	27-34	79.4%

Dead Ball Rebounds: 4-0

	QUE	USC
Biggest lead	0 (1 st 10:00)	74 (4 th 1:12)
Best Scoring Run	6 (4 th 9:27)	28 (2 nd 8:50)
Lead Changes	0	
Times Tied	2	
Time with Lead	00:00	38:55

Points from	QUE	USC
Turnovers	12	22
Paint	12	66
Second Chance	13	11
Fast Breaks	13	56
Bench	18	33

Period by Period Scoring	1st	2nd	3rd	4th	TOT
QUE	5	14	16	14	49
USC	29	29	30	33	121



Official Basketball Box Score - Final
South Carolina at Duke
11/20/25 Michelé ULTRA Arena, Las Vegas
2025-26 Women's Basketball

Game Time: 4:30 PM
Game Duration: 1:56
Attendance: 2,380

Officials: Tiffany Bird, Fatou Cissoko-Stephens, Ray Gubeyan

South Carolina - 83

Record: 7-0

NO.	Name	Min	FG	3P	FT	Rebounds			Fouls	TP	AS	TO	ST	Blocks	BS	+/	
			M-A	M-A	M-A	OR	DR	TOT	PF	FD				BS	BA		
8	Joyce Edwards	F 31:51	9-18	0-1	4-5	1	5	6	1	3	22	6	1	3	0	1	10
11	Madina Okot	C 30:32	11-18	0-1	1-2	5	8	13	1	2	23	2	3	4	2	2	14
00	Ta'Niya Latson	G 25:57	6-13	0-2	0-0	0	1	1	2	0	12	2	1	0	0	1	5
5	Tessa Johnson	G 31:32	2-6	1-2	0-0	0	1	1	1	1	5	0	0	1	1	0	18
25	Raven Johnson	G 25:45	3-8	0-2	4-5	3	2	5	3	3	10	6	1	0	0	0	18
15	Adhel Tac	07:02	0-0	0-0	2-2	1	0	1	1	1	2	0	1	0	0	0	-3
1	Maddy McDaniel	19:21	2-3	0-1	1-2	0	1	1	0	2	5	1	0	1	0	0	2
30	Mariam Dauda	10:35	0-1	0-0	0-0	2	4	6	3	0	0	0	0	0	0	0	13
44	Agot Maker	16:24	2-6	0-1	0-0	1	3	4	1	0	4	1	0	0	0	0	9
24	Ayla McDowell	01:31	0-2	0-0	0-0	0	0	0	0	0	0	0	0	0	0	0	-1
Team						2	3	5	0	0	0	0	0				

2025-26 BOX SCORES



Official Basketball Box Score - Final
South Carolina at Louisville
 12/04/25 KYFCU Center, Louisville, KY
 2025-26 Women's Basketball

Game Time: 7:02 PM
 Game Duration: 1:56
 Attendance: 10,012

Officials: Maj Forsberg, Pulant Sparklock, Billy Smith

South Carolina - 79

Record: 8-1

NO.	Name	Min	FG	3P	FT	Rebounds	Fouls	TP	AS	TO	ST	Blocks	+/-
			M-A	M-A	M-A	OR DR TOT	PF FD					BS BA	
8	Joyce Edwards	F 35:17	5-12	1-1	1-2	1 4 5	1 3	12	0	3	3	0 0	-1
11	Madina Okot	C 32:38	10-16	0-0	3-7	3 10 13	2 4	23	2	4	0	0 0	-1
00	Ta'Niya Latson	G 38:19	3-9	1-4	2-2	0 1 1	2 1	9	5	1	0 0	1 1	
5	Tessa Johnson	G 38:10	7-13	4-7	2-2	2 5 7	1 4	20	3	1	0	0 4	
25	Raven Johnson	G 38:18	4-7	1-2	2-2	1 3 4	2 2	11	8	1	0	1 0	1
1	Maddy McDaniel	05:13	0-1	0-1	0-0	0 1 1	0 1	0	0	0	1	0 0	0
15	Adhel Tac	03:23	0-1	0-0	1-2	1 0 1	1 1	1	0	0	0	0 0	2
24	Ayla McDowell	08:42	1-2	1-1	0-0	2 0 2	1 0	3	1	1	0	0 0	2
Team						0 0 0	0	0	1				
Totals			30-61	8-16	11-17	10 24 34	10 16	79	19	12	4	1 1	2

Major Fouls: NONE

Shooting By Period	
1 st FG%	12-19 63.2%
3PT%	2-4 50.0%
FT%	1-1 100%
2 nd FG%	6-11 54.5%
3PT%	2-3 66.7%
FT%	4-6 66.7%
3 rd FG%	6-14 42.9%
3PT%	3-6 50.0%
FT%	3-4 75%
4 th FG%	6-17 35.3%
3PT%	1-3 33.3%
FT%	3-6 50%
GM FG%	30-61 49.2%
3PT%	8-16 50.0%
FT%	11-17 64.7%

Dead Ball Rebounds: 4-0

Louisville - 77

Record: 7-3

NO.	Name	Min	FG	3P	FT	Rebounds	Fouls	TP	AS	TO	ST	Blocks	+/-
			M-A	M-A	M-A	OR DR TOT	PF FD					BS BA	
0	Laura Ziegler	F 25:35	0-2	0-0	0-0	1 3 4	2 0	0	1	4	0	0 0	-3
4	Mackeny Randolph	F 12:05	1-2	0-0	0-0	2 0 2	1 0	2	0	0	0	0 0	-11
9	Aranya Hardy	F 22:49	3-4	0-0	0-0	2 3 5	4 1	6	0	0	1	0 0	-1
11	Elif Istanbuloglu	F 34:06	6-10	2-6	1-2	7 9	2 4	15	1	1	0	0 0	1
22	Tajanna Roberts	G 31:45	8-18	4-8	0-0	1 3 4	2 0	20	3	2	0	0 1	-3
1	Reyna Scott	37:14	6-13	1-2	2-2	1 2 3	2 2	15	4	3	1	0 0	-3
2	Imari Berry	17:04	2-7	1-3	2-2	0 4 4	0 1	7	2	1	1	0 0	2
23	Skylar Jones	19:22	5-9	1-2	1-4	1 1 2	3 2	12	0	0	1	0 0	8
Team						1 0 1	0	0	1				
Totals			31-65	9-23	6-10	11 23 34	16 10	77	11	12	3	1 1	-2

Major Fouls: NONE

Shooting By Period	
1 st FG%	12-19 63.2%
3PT%	1-5 20.0%
FT%	0-0 0%
2 nd FG%	5-12 41.7%
3PT%	3-6 50.0%
FT%	1-2 50%
3 rd FG%	9-16 56.3%
3PT%	2-4 50.0%
FT%	3-6 50%
4 th FG%	5-18 27.8%
3PT%	3-8 37.5%
FT%	2-2 100%
GM FG%	31-65 47.7%
3PT%	9-23 39.1%
FT%	6-10 60.0%

Dead Ball Rebounds: 3-0

SC		LOU	
Biggest lead	11 (3 rd 8:59)	5 (4 th 4:23)	
Best Scoring Run	8 (2 nd 9:19)	9 (4 th 8:55)	
Lead Changes	13		
Times Tied	6		
Time with Lead	25:45	11:03	

Points from		SC		LOU	
Turnovers	11	13			
Paint	36	30			
Second Chance	6	10			
Fast Breaks	0	6			
Bench	4	34			

Period by Period Scoring					
	1st	2nd	3rd	4th	TOT
SC	27	18	18	16	79
LOU	25	14	23	15	77



Official Basketball Box Score - Final
N.C. Central at South Carolina
 12/07/25 Colonial Life Arena, Columbia
 2025-26 Women's Basketball

Game Time: 12:00 PM
 Game Duration: 1:59
 Attendance: 15,577

Officials: Brian Garland, Cori Chambers, Kyle Bacon

N.C. Central - 42

Record: 1-8

NO.	Name	Min	FG	3P	FT	Rebounds	Fouls	TP	AS	TO	ST	Blocks	+/-
			M-A	M-A	M-A	OR DR TOT	PF FD					BS BA	
15	Dianna Blake	F 28:14	1-2	0-0	0-0	1 4 5	4 1	2	0	3	1	0 0	-37
24	Aniya Finger	F 20:30	4-13	1-3	0-0	0 1 1	5 0	9	0	0	0	0 0	-32
2	Victoria Morris	G 21:36	3-8	0-0	0-0	2 2 4	1 2	6	1	4	0	1 2	-26
4	Tierney Coleman	G 20:13	5-8	4-6	0-1	3 1 4	2 2	14	1	3	2	0 1	-33
23	Najah Lane	G 35:12	1-6	0-1	1-2	0 2 2	0 2	3	6	9	0	0 1	-58
5	Nia Young	12:50	0-3	0-2	1-2	0 0 0	4 1	1	1	4	0	0 1	-21
22	Madigene Pene	16:00	0-3	0-0	0-2	0 2 0	2 0	0	0	1	1	0 1	-19
10	Shakira Foster	18:07	0-2	0-0	0-0	1 2 3	2 0	0	0	6	0	0 0	-31
0	Aysia Hinton	06:22	1-2	1-2	0-0	0 0 0	0 1	3	0	0	0	0 1	-9
11	Amaya Harris	09:13	0-1	0-1	2-2	0 0 0	2 1	2	0	3	0	0 0	-28
12	Aaliyah Grant	01:12	0-0	0-0	0-0	0 0 0	0 0	0	0	0	0	0 0	-4
20	Natalie Jasper	08:22	1-5	0-2	0-0	0 0 0	0 4	2	0	0	0	1 2	-16
13	Kendall Alexander	02:09	0-1	0-0	0-0	0 0 0	0 0	0	0	0	0	0 1	-6
Team						6 1 7	0	0	3				
Totals			16-54	6-19	4-7	15 13 28	24 10	42	9	36	4	2 10	-64

Major Fouls: NONE

South Carolina - 106

Record: 9-1

NO.	Name	Min	FG	3P	FT	Rebounds	Fouls	TP	AS	TO	ST	Blocks	+/-
			M-A	M-A	M-A	OR DR TOT	PF FD					BS BA	
8	Joyce Edwards	F 33:38	9-11	0-0	7-10	4 6 10	3 7	25	6	7	4	3 1	57
15	Adhel Tac	F 21:59	0-3	0-0	2-2	1 2 3	1 1	2	0	1	0	1 1	31
11	Madina Okot	C 10:53	5-9	0-0	0-1	7 2 9	0 1	10	1	2	1	1 0	11
00	Ta'Niya Latson	G 34:39	11-18	5-6	5-5	1 3 4	2 5	32	2	0	3	1 0	54
25	Raven Johnson	G 29:24	2-9	1-5	2-2	1 2 3	0 1	7	5	3	6	1 0	46
1	Maddy McDaniel	24:16	0-2	0-1	8-10	1 2 3	2 5	8	3	0	2	0 0	38
24	Ayla McDowell	26:56	5-9	5-7	1-2	0 2 2	2 1	16	0	3	0	0 0	52
30	Maryam Dauda	18:15	2-6	0-2	2-2	3 4 7	0 3	6	0	0	0	3 0	31
Team						4 0 4	0	0	1				
Totals			34-67	11-21	27-34	22 23 45	10 24	106	19	17	16	10	64

Major Fouls: NONE

NCC		USC	
Biggest lead	3 (1 st 6:57)	64 (4 th 0:37)	
Best Scoring Run	7 (4 th 4:32)	30 (3 rd 2:13)	
Lead Changes	4		
Times Tied	1		
Time with Lead	01:56	37:17	

Points from		NCC		USC	
Turnovers	9	42			
Paint	18	42			
Second Chance	2	20			
Fast Breaks	12	38			
Bench	8	30			

Period by Period Scoring					
	1st	2nd	3rd	4th	TOT
NCC	14	11	2	15	42
USC	26	20	28	32	106

Dead Ball Rebounds: 5-1



Official Basketball Box Score - Final
Penn St. at South Carolina
 12/14/25 Colonial Life Arena, Columbia
 2025-26 Women's Basketball

Game Time: 3:30 PM
 Game Duration: 1:52
 Attendance: 15,001

Officials: Natasha Camy, Kevin Penhale, Kristin Bell

Penn St. - 55

Record: 6-4

NO.	Name	Min	FG	3P	FT	Rebounds	Fouls	TP	AS	TO	ST	Blocks	+/-
			M-A	M-A	M-A	OR DR TOT	PF FD					BS BA	
44	Gracie Merkle	C 23:43	4-6	0-0	1-2	5 4 9	5 1	9	1	0	0	0 1	-31
3	Moriah Murray	G 36:53	1-11	1-9	0-0	0 5 5	1 0	3	2	2	0	0 0	-38
19	Tea Cleante	G 28:27	1-5	1-4	0-0	2 1 3	2 0	3	1	4	2	1 0	-25
23	Kiyomi McMiller	G 34:40	9-27	2-6	2-4	2 4 6	3 3	22	3	8	1	0 1	-29
24	Shayla Smith	G 24:09	6-13	0-3	1-4	2 7 9	1 4	13	0	4	0	0 2	-35
14	Amiya Evans	F 17:15	1-4	0-0	0-0	4 1 5	1 0	2	1	1	0	0 1	-11
10	Vitoria Santana	04:29	1-2	1-2	0-0	0 1 1	2 0	3	0	2	0	0 0	-10
2	Shaelyn Steele	13:22	0-3	0-2	0-0	3 2 5	0 0	0	1	2	0	0 0	-9
8	Nyla McFadden	06:13	0-0	0-0	0-0	0 3 3	1 1	0	0	1	0	0 0	-7
7	Viktoria Ranasavljevic	01:40	0-0	0-0	0-0	0 0 0	0 0	0	1	0	0	0 0	-2
25	Rachael Okokoh	09:10	0-2	0-0	0-0	2 0 2	4 1	0	1	1	0	0 0	-3
Team						2 1 3	0	0	0				
Totals			23-73	5-26	4-10	22 29 51	20 10	55	10	26	3	2 5	-40

Major Fouls: NONE

Shooting By Period	
1 st FG%	6-15 40.0%
3PT%	1-6 16.7%
FT%	1-1 100%
2 nd FG%	9-22 40.9%
3PT%	1-4 25.0%
FT%	1-2 50%
3 rd FG%	3-14 21.4%
3PT%	2-9 22.2%
FT%	1-4 25%
4 th FG%	5-22 22.7%
3PT%	1-7 14.3%
FT%	1-3 33.3%
GM FG%	23-73 31.5%
3PT%	5-26 19.2%
FT%	4-10 40.0%

Dead Ball Rebounds: 4-0

South Carolina - 95

Record: 10-1

NO.	Name	Min	FG	3P	FT	Rebounds	Fouls	TP	AS	TO	ST	Blocks	+/-
			M-A	M-A	M-A	OR DR TOT	PF FD					BS BA	
8	Joyce Edwards	F 32:59	13-20	1-1	2-6	2 2 4	1 5	29	5	0	6	4 0	32
15	Adhel Tac	F 14:31	1-3	0-0	0-2	2 1 3	2 2 2	2	0	1	0	1	0
00	Ta'Niya Latson	G 35:16	5-14	1-7	7-7	0 6 6	1 6	18	8	1	4	1 35	35
5	Tessa Johnson	G 25:41	6-15	1-5	2-2	1 5 6	7 0	15	1	1	1	0 32	32
25	Raven Johnson	G 31:21	6-8	1-3	2-2	1 6 7	2 1	15	4	0	3	0 36	36
2	Destiny Marie Harris	F 25:47	3-6	2-3	2-7	1 5 6	2 2	15	1	1	1	0 15	15
30	Maryam Dauda	18:12	1-2	0-0	1-4	3 0 3	1 2	3	0	1	1	0 0	24
24	Ayila McDowell	20:33	2-5	0-2	0-4	3 1 4	1 0	4	0	0	0	0 13	13
Team						0 6 6	0	0	0	0	0		
Totals			37-73	6-21	15-28	13 40 53	10 20	95	20	5	17	5 2	40

2025-26 BOX SCORES



Official Basketball Box Score - Final
South Carolina at FGCU
 12/20/25 Alco Arena, Fort Myers
 2025-26 Women's Basketball

Game Time: 2:00 PM
 Game Duration: 1:48
 Attendance: 3,527

Officials: Luis Gonzalez, Jerrelle Oliver, Algenise Carr

South Carolina - 105

Record: 12-1

No.	Name	Min	FG	3P	FT	Rebounds			Fouls		TP	AS	TO	ST	Blocks		+/-
			M-A	M-A	M-A	OR	DR	TOT	PF	FD					BS	BA	
8	Joyce Edwards	F 26:48	14-19	0-0	1-2	7	3	10	3	4	29	2	3	2	0	0	41
11	Madina Okot	C 25:04	12-16	1-1	2-5	7	5	12	2	4	27	2	1	1	1	0	29
00	Ta'Niya Latson	G 29:45	5-11	0-3	5-6	0	5	5	0	4	15	7	2	0	0	2	50
5	Tessa Johnson	G 22:11	3-4	2-3	1-2	0	4	1	1	9	4	1	0	0	0	33	
25	Raven Johnson	G 20:04	1-5	0-1	0-0	3	0	3	3	2	2	2	2	3	0	0	32
30	Maryam Dauda	18:29	5-7	2-4	0-0	1	2	3	1	1	12	1	2	0	0	0	32
1	Maddy McDaniel	18:26	2-4	0-2	0-0	0	4	4	0	1	4	2	0	0	1	0	26
24	Ayila McDowell	23:42	1-4	1-4	0-0	0	0	0	2	0	3	2	1	2	0	0	38
15	Adhel Tac	15:31	2-2	0-0	0-2	1	3	4	0	1	4	0	0	1	1	0	29
						2			4			6			0		
Totals			45-72	6-18	9-17	21	30	51	12	17	105	22	12	9	3	2	62

Major Fouls: NONE

Shooting By Period	
1 st FG%	11-18 61.1%
3PT%	2-4 50.0%
FT%	0-0 0%
2 nd FG%	13-18 72.2%
3PT%	0-1 0.0%
FT%	3-4 75%
3 rd FG%	11-21 52.4%
3PT%	0-5 0.0%
FT%	4-7 57.1%
4 th FG%	10-15 66.7%
3PT%	4-8 50.0%
FT%	2-6 33.3%
GM FG%	45-72 62.5%
3PT%	6-18 33.3%
FT%	9-17 52.9%

Dead Ball Rebounds: 2, 1

FGCU - 43

Record: 3-6

NO.	Name	Min	FG	3P	FT	Rebounds	Fouls	TP	AS	TO	ST	Blocks	BS	BA			
			M-A	M-A	M-A	OR DR TOT	PF FD					BS	BA				
0	Nay Station	F 25:49	1-5	1-2	5-5	0	1	1	4	3	8	0	2	0	1	-35	
13	Jaleil Pillow	F 11:30	0-1	0-0	0-0	1	0	1	3	2	0	0	2	1	0	-7	
3	Cerina Rolle	G 27:21	4-12	2-8	0	5	5	3	2	10	0	3	1	0	0	-31	
4	Karina Gordon	G 30:05	1-4	0-3	1-1	1	2	1	1	3	1	1	0	0	0	-44	
11	Sinal Douglas	G 30:48	5-12	4-9	0-0	1	1	1	1	14	1	2	1	0	1	-49	
34	Anna Mortag	19:56	1-8	0-6	0-0	0	1	1	1	0	2	2	3	0	0	-44	
7	Maca Retamales	13:18	1-6	0-5	0-0	0	0	0	2	0	2	2	2	0	0	-30	
21	Eve Alexander	17:31	1-3	0-1	2-2	3	0	3	2	2	4	0	1	0	1	-24	
15	Shameir Quimby	09:12	0-0	0-0	0-0	0	0	0	0	0	1	1	0	0	0	-13	
23	Jordan Campbell	10:47	0-1	0-0	0-0	0	1	1	0	0	0	0	1	0	0	-23	
20	Airah Lay	03:43	0-0	0-0	0-0	0	0	0	0	0	0	0	0	0	0	-10	
Team						1	2	3	0	0	0	2	0	0	0	0	
Totals			14-52	7-34	8-8	6	12	18	17	12	43	7	20	3	2	3	-62

Major Fouls: NONE

Shooting By Period	
1 st FG%	4-13 30.8%
3PT%	3-9 33.3%
FT%	0-0 0%
2 nd FG%	4-14 28.6%
3PT%	1-8 12.5%
FT%	1-1 100%
3 rd FG%	1-11 9.1%
3PT%	1-7 14.3%
FT%	7-7 100%
4 th FG%	5-14 35.7%
3PT%	2-10 20.0%
FT%	0-0 0%
GM FG%	14-52 26.9%
3PT%	7-34 20.6%
FT%	8-8 100.0%

Dead Ball Rebounds: 1, 0

	USC	FGC					Period by Period Scoring				
Biggest lead	62 (4 th 0:27)	4 (1 st 7:58)	Points from Turnovers	USC	FGC		1st	2nd	3rd	4th	TOT
Best Scoring Run	23 (3 rd 6:42)	3 (1 st 9:45)	Paint	74	10						
Lead Changes	1		Second Chance	27	2	USC	24	29	26	26	105
Times Tied	1		Fast Breaks	21	5						
Time with Lead	34:28	04:55	Bench	23	8	FGC	11	10	10	12	43



Official Basketball Box Score - Final
Providence at South Carolina
 12/28/25 Colonial Life Arena, Columbia
 2025-26 Women's Basketball

Game Time: 12:00 PM
 Game Duration: 1:47
 Attendance: 15,065

Officials: Joseph Vaszily, Maria Gearhart, Charles Watson

Providence - 55

Record: 8-6

NO.	Name	Min	FG	3P	FT	Rebounds	Fouls	TP	AS	TO	ST	Blocks	BS	BA			
			M-A	M-A	M-A	OR DR TOT	PF FD					BS	BA				
20	Teneisia Brown	F 23:52	5-7	0-1	1-2	1	1	2	5	1	11	0	0	0	1	-21	
23	Ashley Dinges	F 21:14	3-11	1-6	0-0	1	0	1	3	0	7	1	1	1	0	1	-27
0	Sabou Gueye	G 33:58	5-14	0-3	6-8	1	0	1	2	4	16	1	2	1	0	0	-32
3	Orlagh Gormley	G 24:00	2-6	0-0	0-0	0	3	3	2	1	4	5	1	1	0	0	-24
21	Payton Dunbar	G 12:42	1-3	1-1	0-0	0	0	0	0	3	0	3	0	3	0	0	-12
11	Riley Hamburger	09:34	0-1	0-0	0-0	1	2	3	0	0	0	0	0	0	0	0	-12
2	Princess Moody	21:16	2-10	0-2	1-2	1	1	2	2	2	5	1	3	0	0	1	-23
15	Sami Mancini	09:42	1-1	0-0	0-0	1	1	2	0	0	2	0	0	0	0	0	-10
8	Nalari Kaysia	27:50	3-9	1-3	0-2	2	9	11	2	7	1	2	1	0	1	0	-27
10	Audrey Shields	11:29	0-1	0-1	0-0	0	2	2	1	1	0	0	1	1	0	0	-8
22	Eseosa Imafidon	04:23	0-0	0-0	0-0	1	1	2	0	0	0	0	0	1	0	0	-9
Team						3	1	4	0	0	0	0	0	0	0	0	0
Totals			22-63	3-17	8-14	11	21	32	21	11	55	9	11	4	2	4	-41

Major Fouls: NON

Major Fouls: NONE

Shooting By Period	
1 st FG%	9-19 47.4%
3PT%	0-4 0.0%
FT%	1-2 50%
2 nd FG%	6-14 42.9%
3PT%	1-4 25.0%
FT%	2-4 50%
3 rd FG%	4-15 26.7%
3PT%	1-5 20.0%
FT%	2-4 50%
4 th FG%	3-15 20.0%
3PT%	1-4 25.0%
FT%	3-4 75%
GM FG%	22-63 34.9%
3PT%	3-17 17.6%
FT%	8-14 57.1%

Dead Ball Rebounds: 5, 0

South Carolina - 96

Record: 13-1

NO.	Name	Min	FG M-A	3P M-A	FT M-A	Rebounds OR DR TOT	Fouls PF FD	TP	AS	TO	ST	Blocks BS BA	+/				
8	Joyce Edwards	F 32:43	5-11	0-0	4-6	3	3	6	2	7	14	2	5	1	0	0	34
11	Madina Okot	C 23:39	7-10	0-0	4-7	3	10	13	3	5	18	2	2	2	1	1	24
00	Ta'Niya Latson	G 10:44	4-5	1-1	1-1	0	1	1	0	2	10	4	0	1	0	0	13
5	Tessa Johnson	G 23:46	6-10	5-8	1-2	0	4	4	3	3	18	4	0	1	0	0	33
25	Raven Johnson	G 29:38	4-8	2-6	0-0	1	1	2	0	0	10	6	1	0	0	0	23
24	Ayila McDowell	20:19	3-6	2-5	0-0	0	0	0	2	1	8	0	0	0	0	0	19
1	Maddy McDaniel	19:12	1-4	0-2	1-2	0	1	0	1	1	3	3	0	1	0	0	21
44	Agot Makeer	23:07	4-9	2-6	0-0	3	7	10	0	0	10	2	0	1	1	0	25
30	Maryam Dauda	07:59	1-3	0-1	0-0	0	1	1	0	1	2	0	0	1	0	1	2
15	Adhel Tac	08:53	1-2	0-0	1-1	0	1	1	1	1	3	1	1	0	2	0	11
Team						4	1	5	0	0	0	0	0	0	0	0	0
Totals			36-68	12-29	12-19	14	30	44	11	21	96	24	9	8	4	2	41

Major Fouls: 40

Major Fouls: NONE

Shooting By Period	
1 st FG%	10-14 71.4%
3PT%	5-8 62.5%
FT%	4-6 66.7%
2 nd FG%	7-17 41.2%
3PT%	1-5 20.0%
FT%	2-2 100%
3 rd FG%	10-18 55.6%
3PT%	3-9 33.3%
FT%	4-7 57.1%
4 th FG%	9-19 47.4%
3PT%	3-7 42.9%
FT%	2-4 50%
GM FG%	36-68 52.9%
3PT%	12-29 41.4%
FT%	12-19 63.2%

Dead Ball Rebounds: 4, 1

	PRO	USC		PRO	USC						
Biggest lead	2 (1 st 9:07)	43 (4 th 2:02)	Points from Turnovers	9	14	Period by Period Scoring					
Best Scoring Run	5 (2 nd 0:59)	12 (4 th 5:14)	Paint	28	42		1st	2nd	3rd	4th	TOT
Lead Changes	4		Second Chance	11	14	PRO	19	15	11	10	55
Times Tied	3		Fast Breaks	3	30						
Time with Lead	00:24	38:29	Bench	14	26	USC	29	17	27	23	96



Official Basketball Box Score - Final
Alabama at South Carolina
 01/01/26 Colonial Life Arena, Columbia
 2025-26 Women's Basketball

Game Time: 2:00 PM
 Game Duration: 1:43
 Attendance: 14,987

Officials: Pualani Spurlock, Felicia Grinter, Kevin Fathy

Alabama - 57

Record: 14-1 (0-1)

NO.	Name	Min	FG	3P	FT	Rebounds	Fouls	TP	AS	TO	ST	Blocks	BS	BA	
			M-A	M-A	M-A	OR DR TOT	PF FD					BS	BA		
21	Essence Cody	F 26:38	3-7	0-1	0-0	1	2	3	6	3	1	0	3	1	
15	Ta'Mia Scott	F 24:14	2-9	1-5	0-0	0	2	2	1	5	1	2	1	0	
20	Diana Collins	G 23:07	7-13	3-4	0-0	1	0	1	2	0	17	1	5	0	
22	Kari Weathers	G 31:42	3-7	2-6	1-2	1	3	4	0	9	2	1	1	0	
23	Jessica Timmons	G 31:15	4-10	2-8	2-2	0	3	3	1	6	12	1	0	0	
31	Naomi Jones	19:00	0-2	0-0	0-0	0	0	0	1	0	0	0	0	0	
1	Ace Austin	25:36	2-6	1-4	1-2	0	3	3	1	6	3	1	1	0	
32	Alancia Ramsey	07:35	1-2	0-0	0	1	1	2	0	2	0	4	0	1	
7	Waista Jennings	01:36	0-0	0-0	0-0	0	0	0	0	0	0	0	0	3	
17	Lourdes Da Silva Costa	07:17	0-4	0-1	0-0	0	3	3	0	0	1	0	0	0	
24	Leah Broude	01:58	0-0	0-0	0-0	0	0	0	1	0	0	0	0	0	
					2		2		0		2				
Totals			22:60	9:29	4:6	7	22	29	14	57	13	16	3	10	4

2025-26 BOX SCORES

NCAA

Official Basketball Box Score - Final

South Carolina at Arkansas

01/08/26 Bud Walton Arena, Fayetteville

2025-26 Women's Basketball

Game Time: 6:30 PM

Game Duration: 1:50

Attendance: 2,963

Officials: Sall Eshe, Sarah Williams, Brandon Enteline

South Carolina - 93

Record: 16-1 (3-0)

NO.	Name	Min	FG M-A	3P M-A	FT M-A	Rebounds OR DR TOT	Fouls PF FD	TP	AS	TO	ST	Blocks BS BA	+/-
8	Joyce Edwards	F 25:26	9-13	0-0	4-6	3 4 7	1 5	22	2	2	2	1 0	32
11	Madina Okot	C 21:11	5-8	1-1	4-6	4 6 10	2 5	15	1	4	0	4 1	24
5	Tessa Johnson	G 21:29	7-12	3-4	2-2	0 6 6	1 2	19	3	1	1	1 0	32
25	Raven Johnson	G 21:29	6-8	2-4	0-0	0 3 3	1 0	14	2	1	1	0 0	30
44	Agot Makeer	G 31:18	3-9	0-1	3-4	2 3 5	1 4	9	0	2	3	1 2	24
1	Maddy McDaniel		26:19	2-8	0-1	0-0	0 1 1	0 2	4	6	0	1 1	0 17
30	Maryam Dauda		18:29	1-3	1-1	0-0	1 2 3	3 0	3	2	1	0 1	0 7
24	Ayila McDowell		19:25	0-2	0-1	1-2	0 2 2	2 1	1	0	1	2 0	0 2
15	Adhel Tac		14:54	1-3	0-0	4-9	1 1 2	5 5	6	1	0	1 0	0 7
Team						1 3 4	0	0	0	1			
Totals			34-66	7-13	18-29	12 31 43	16 24	93	17	13	11	9 3	35

Major Fouls: NONE

Shooting By Period

1st FG%

13-19

68.4%

3PT%

3-5

60.0%

FT%

0-0

0%

2nd FG%

7-14

50.0%

3PT%

1-2

50.0%

FT%

4-9

44.4%

3rd FG%

10-18

55.6%

3PT%

2-2

100.0%

FT%

6-8

75%

4th FG%

4-15

26.7%

3PT%

1-4

25.0%

FT%

8-12

66.7%

GM FG%

34-66

51.5%

3PT%

7-13

53.8%

FT%

18-29

62.1%

Dead Ball Rebounds: 8, 1

Arkansas - 58

Record: 11-7 (0-3)

NO.	Name	Min	FG M-A	3P M-A	FT M-A	Rebounds OR DR TOT	Fouls PF FD	TP	AS	TO	ST	Blocks BS BA	+/-
34	Jenna Lawrence	F 25:06	1-10	1-5	0-0	2 4 6	3 0	3	0	1	2	0 0	-33
21	Ashlynn Charlson	C 16:11	0-1	0-0	0-0	1 1 2	4 0	0	0	2	1	1 0	-22
10	Taleyah Jones	G 23:55	3-9	1-4	6-6	1 3 4	1 5	13	2	1	0	0 1	-27
22	Bonnie Deas	G 18:19	2-6	1-1	0-0	0 3 3	2 0	5	1	3	0	0 1	-18
23	Emily Robinson	G 18:46	1-4	1-1	0-0	0 0 0	3 0	3	1	1	0	0 1	-8
11	Wyvette Mayberry		18:31	1-4	1-2	0-0	0 0 0	2 0	3	2	3	0 0	-24
1	Maria Anais Rodriguez		14:06	2-4	1-1	0-0	1 2 3	1 1	5	0	1	0 0	-13
3	Harmonie Ware		22:18	3-9	0-2	2-2	1 4 5	3 4	8	2	2	2 0	-13
15	Jada Bates		24:57	6-9	2-3	2-3	0 4 4	0 2	16	1	3	1 2	-10
25	Danika Galea		09:43	1-4	0-0	0-2	1 2 3	2 3	2	0	3	0 0	1 0
7	Cristina Sánchez Cerqueira		05:25	0-1	0-0	0-0	0 0 0	3 1	0	0	1	0 0	1 -4
44	Maryn Archer		02:43	0-0	0-0	0-0	0 0 0	0 0	0	0	0	0 0	-3
Team						4 0 4	0	0	2				
Totals			20-61	8-19	10-13	11 23 34	24 16	58	9	23	6	3 9	-35

Major Fouls: NONE

Shooting By Period

1st FG%

4-16

25.0%

3PT%

2-7

28.6%

FT%

2-2

100%

2nd FG%

7-18

38.9%

3PT%

3-5

60.0%

FT%

2-2

100%

3rd FG%

5-15

33.3%

3PT%

2-4

50.0%

FT%

2-2

100%

4th FG%

4-12

33.3%

3PT%

1-3

33.3%

FT%

4-7

57.1%

GM FG%

20-61

32.8%

3PT%

8-19

42.1%

FT%

10-13

76.9%

Dead Ball Rebounds: 1, 0

USC

ARK

Biggest lead

37 (4th 0:47)

3 (1st 9:00)

Best Scoring Run

9 (1st 6:19)

8 (2nd 5:45)

Lead Changes

1

Times Tied

0

Time with Lead

37:22

01:38

Points from

USC

ARK

Turnovers

30

8

Paint

48

20

Second Chance

7

5

Fast Breaks

15

12

Bench

14

34

Period by Period Scoring

1st

2nd

3rd

4th

TOT

USC

29

19

28

17

93

ARK

12

19

14

13

58

2025-26 SOUTH CAROLINA GAME-BY-GAME STATS

				Total		3-Pointers		Free throws		Rebounds											
Opponent	Date	Score		FG-FGA	PCT	3FG-3FGA	PCT	FT-FTA	PCT	OFF	DEF	TOT	AVG	PF	A	TO	BLK	STL	PTS	AVG	
Grand Canyon	11/03/2025	94-54	W	34-57	.596	9-19	.474	17-25	.680	5	33	38	38.0	21	19	11	6	6	94	94.0	
Bowling Green	11/07/2025	114-47	W	42-66	.636	6-14	.429	24-30	.800	16	37	53	45.5	9	26	14	11	9	114	104.0	
Clemson	11/11/2025	65-37	W	26-58	.448	5-9	.556	8-10	.800	11	37	48	46.3	10	11	12	10	3	65	91.0	
vs Southern California	11/15/2025	69-52	W	29-71	.408	4-10	.400	7-12	.583	21	35	56	48.8	14	16	17	7	7	69	85.5	
Winthrop	11/19/2025	106-56	W	43-67	.642	5-17	.294	15-24	.625	18	28	46	48.2	13	25	9	7	6	106	89.6	
Queens (NC)	11/23/2025	121-49	W	43-65	.662	8-20	.400	27-34	.794	10	41	51	48.7	12	26	11	12	14	121	94.8	
vs Duke	11/26/2025	83-66	W	35-74	.473	1-10	.100	12-16	.750	15	28	43	47.9	13	18	7	3	9	83	93.1	
vs Texas	11/27/2025	64-66	L	25-58	.431	2-7	.286	12-16	.750	11	21	32	45.9	13	17	13	5	7	64	89.5	
at Louisville	12/04/2025	79-77	W	30-61	.492	8-16	.500	11-17	.647	10	24	34	44.6	10	19	12	1	4	79	88.3	
N.C. Central	12/07/2025	106-42	W	34-67	.507	11-21	.524	27-34	.794	22	23	45	44.6	10	19	17	10	16	106	90.1	
Penn St.	12/14/2025	95-55	W	37-73	.507	6-21	.286	15-28	.536	13	30	43	44.5	10	20	5	5	17	95	90.5	
at South Fla.	12/18/2025	103-44	W	44-70	.629	4-15	.267	11-18	.611	10	35	45	44.5	14	20	12	8	17	103	91.6	
at FGCU	12/20/2025	105-43	W	45-72	.625	6-18	.333	9-17	.529	21	30	51	45.0	12	22	12	3	9	105	92.6	
Providence	12/28/2025	96-55	W	36-68	.529	12-29	.414	12-19	.632	14	30	44	44.9	11	24	9	4	8	96	92.9	
Alabama	01/01/2026	83-57	W	32-64	.500	5-13	.385	14-17	.824	10	33	43	44.8	12	15	9	4	9	83	92.2	
at Florida	01/04/2026	74-63	W	24-70	.343	5-21	.238	21-31	.677	26	33	59	45.7	18	10	21	9	10	74	91.1	
at Arkansas	01/08/2026	93-58	W	34-66	.515	7-13	.538	18-29	.621	12	31	43	45.5	16	17	13	9	11	93	91.2	
Total		1550		593-1127	.526	104-273	.381	260-377	.690	245	529	774	45.5	218	324	204	114	162	1550	91.2	
Opponents		921		346-1076	.322	97-384	.253	132-183	.721	207	328	535	31.5	323	176	312	51	79	921	54.2	

South Carolina Averages

Games Played	Points/game	FG Pct	3FG Pct	FT Pct	Rebounds/game	Assists/game	Turnovers/game	Assist/Turnover ratio	Steals/game	Blocks/game
17	91.2	52.6	38.1	69.0	45.5	19.1	12.0	1.6	9.5	6.7

2025-26 OPPONENT GAME-BY-GAME STATS

				Total		3-Pointers		Free throws		Rebounds											
Opponent	Date	Score		FG-FGA	PCT	3FG-3FGA	PCT	FT-FTA	PCT	OFF	DEF	TOT	AVG	PF	A	TO	BLK	STL	PTS	AVG	
Grand Canyon	11/03/2025	94-54	W	17-62	.274	7-34	.206	13-17	.765	12	19	31	31.0	26	6	17	3	3	54	54.0	
Bowling Green	11/07/2025	114-47	W	18-74	.243	6-26	.231	5-6	.833	17	8	25	28.0	20	9	18	2	11	47	50.5	
Clemson	11/11/2025	65-37	W	14-61	.230	5-33	.152	4-4	1.000	10	21	31	29.0	14	9	10	1	5	37	46.0	
vs Southern California	11/15/2025	69-52	W	22-67	.328	1-14	.071	7-10	.700	10	22	32	29.8	13	15	13	7	5	52	47.5	
Winthrop	11/19/2025	106-56	W	21-66	.318	7-21	.333	7-9	.778	15	9	24	28.6	20	8	15	0	2	56	49.2	
Queens (NC)	11/23/2025	121-49	W	16-70	.229	9-28	.321	8-10	.800	12	13	25	28.0	25	11	21	1	5	49	49.2	
vs Duke	11/26/2025	83-66	W	24-61	.393	8-20	.400	10-13	.769	10	25	35	29.0	12	17	16	4	1	66	51.6	
vs Texas	11/27/2025	64-66	L	25-60	.417	1-6	.167	15-20	.750	16	23	39	30.3	18	15	15	5	8	66	53.4	
at Louisville	12/04/2025	79-77	W	31-65	.477	9-23	.391	6-10	.600	11	23	34	30.7	16	11	12	1	3	77	56.0	
N.C. Central	12/07/2025	106-42	W	16-54	.296	6-19	.316	4-7	.571	15	13	28	30.4	24	9	36	2	4	42	54.6	
Penn St.	12/14/2025	95-55	W	23-73	.315	5-26	.192	4-10	.400	22	29	51	32.3	20	10	26	2	3	55	54.6	
at South Fla.	12/18/2025	103-44	W	19-62	.306	2-12	.167	4-9	.444	10	21	31	32.2	17	10	23	3	5	44	53.8	
at FGCU	12/20/2025	105-43	W	14-52	.269	7-34	.206	8-8	1.000	6	12	18	31.1	17	7	20	2	3	43	52.9	
Providence	12/28/2025	96-55	W	22-63	.349	3-17	.176	8-14	.571	11	21	32	31.1	21	9	11	2	4	55	53.1	
Alabama	01/01/2026	83-57	W	22-60	.367	9-29	.310	4-6	.667	7	22	29	31.0	14	13	16	10	3	57	53.3	
at Florida	01/04/2026	74-63	W	22-65	.338	4-23	.174	15-17	.882	12	24	36	31.3	22	8	20	3	8	63	53.9	
at Arkansas	01/08/2026	93-58	W	20-61	.328	8-19	.421	10-13	.769	11	23	34	31.5	24	9	23	3	6	58	54.2	
Total		921		346-1076	.322	97-384	.253	132-183	.721	207	328	535	31.5	323	176	312	51	79	921	54.2	
South Carolina		1550		593-1127	.526	104-273	.381	260-377	.690	245	529	774	45.5	218	324	204	114	162	1550	91.2	

Opponents Averages

Games Played	Points/game	FG Pct	3FG Pct	FT Pct	Rebounds/game	Assists/game	Turnovers/game	Assist/Turnover ratio	Steals/game	Blocks/game
17	54.2	32.2	25.3	72.1	31.5	10.4	18.4	0.6	4.6	3.0

2025-26 SOUTH CAROLINA POINTS-REBOUNDS-ASSISTS

Opponent	Date	Score		00	1	5	8	11	15	24	25	30	44
				LATSON,TA'	MCDANIEL,M	JOHNSON,TE	EDWARDS,JO	OKOT,MADIN	TAC,ADHEL	MCDOWELL,A	JOHNSON,RA	DAUDA,MARY	MAKEER,AGO
Grand Canyon	11/03/2025	94-54	W	20-1-4	3-0-2	19-5-3	13-5-1	12-4-0	2-6-0	9-2-0	11-8-7	0-2-0	5-2-2
Bowling Green	11/07/2025	114-47	W	17-4-4	DNP	14-7-3	24-4-3	13-11-2	3-2-2	11-3-1	11-5-11	9-8-0	12-3-0
Clemson	11/11/2025	65-37	W	12-8-3	DNP	13-2-3	18-8-2	12-12-1	0-3-0	0-1-0	2-1-2	2-7-0	6-4-0
vs Southern California	11/15/2025	69-52	W	12-4-2	DNP	14-4-5	17-10-4	6-15-0	DNP	0-0-0	14-11-4	2-3-0	4-4-1
Winthrop	11/19/2025	106-56	W	24-5-4	DNP	9-1-1	22-5-1	23-11-3	6-5-0	7-4-1	3-4-10	0-1-1	12-7-4
Queens (NC)	11/23/2025	121-49	W	24-2-5	2-1-3	13-1-5	25-4-3	14-12-0	11-10-1	7-5-1	12-2-7	9-5-0	4-3-1
vs Duke	11/26/2025	83-66	W	12-1-2	5-1-1	5-1-0	22-6-6	23-13-2	2-1-0	0-0-0	10-5-6	0-6-0	4-4-1
vs Texas	11/27/2025	64-66	L	16-4-2	0-0-2	11-0-3	16-4-3	12-11-1	2-4-0	0-1-0	7-0-6	0-0-0	0-2-0
at Louisville	12/04/2025	79-77	W	9-1-5	0-1-0	20-7-3	12-5-0	23-13-2	1-1-0	3-2-1	11-4-8	DNP	DNP
N.C. Central	12/07/2025	106-42	W	32-4-2	8-3-3	DNP	25-10-6	10-9-1	2-3-0	16-2-0	7-3-5	6-7-2	DNP
Penn St.	12/14/2025	95-55	W	18-6-8	9-4-2	15-6-1	29-4-5	DNP	2-3-0	4-4-0	15-7-4	3-3-0	DNP
at South Fla.	12/18/2025	103-44	W	15-3-4	7-2-5	16-4-2	34-5-1	12-10-1	5-8-0	3-1-0	11-4-6	0-7-1	DNP
at FGCU	12/20/2025	105-43	W	15-5-7	4-4-2	9-4-4	29-10-2	27-12-2	4-4-0	3-0-2	2-3-2	12-3-1	DNP
Providence	12/28/2025	96-55	W	10-1-4	3-1-3	18-4-4	14-6-2	18-13-2	3-1-1	8-0-0	10-2-6	2-1-0	10-10-2
Alabama	01/01/2026	83-57	W	DNP	6-2-2	10-5-5	25-4-1	11-9-1	3-5-0	2-1-0	17-4-5	0-2-0	9-4-1
at Florida	01/04/2026	74-63	W	DNP	6-1-5	15-6-1	11-10-1	12-17-0	3-3-0	4-1-0	17-6-2	1-3-0	5-4-1
at Arkansas	01/08/2026	93-58	W	DNP	4-1-6	19-6-3	22-7-2	15-10-1	6-2-1	1-2-0	14-3-2	3-3-2	9-5-0

2025-26 VS. RANKED OPPONENTS

Game Records

Record	Overall	Home	Away	Neutral
ALL GAMES	3-1	1-0	1-0	1-1
CONFERENCE	1-0	1-0	0-0	0-0
NON-CONFERENCE	2-1	0-0	1-0	1-1

Score by Periods

Team	1st	2nd	3rd	4th	OT	TOT
South Carolina	90	56	85	64	0	295
Opponents	79	57	61	55	0	252

Team Box Score

No.	Player				Total		3-Point		F-Throw		Rebounds													
		GP-GS	MIN	AVG	FG-FGA	FG%	3FG-3FGA	3FG%	FT-FTA	FT%	OFF	DEF	TOT	AVG	PF	DQ	A	TO	BLK	STL	PTS	AVG		
8	EDWARDS, Joyce	4-4	132:57	33.2	30-62	.484	1-2	.500	9-17	.529	6	17	23	5.8	9	0	8	10	4	9	70	17.5		
5	JOHNSON, Tessa	4-4	142:50	35.7	20-45	.444	9-20	.450	6-6	1.000	3	13	16	4.0	7	0	16	8	0	3	55	13.8		
11	OKOT, Madina	4-4	126:48	31.7	23-45	.511	0-0	.000	6-10	.600	13	35	48	12.0	12	1	4	13	3	4	52	13.0		
00	LATSON, Ta'Niya	3-3	98:28	32.8	13-35	.371	2-5	.400	9-10	.900	6	3	9	3.0	6	0	9	5	0	3	37	12.3		
25	JOHNSON, Raven	4-4	143:02	35.8	20-35	.571	4-7	.571	5-6	.833	6	13	19	4.8	6	0	23	6	4	2	49	12.3		
44	MAKEER, Agot	3-1	41:01	13.7	5-11	.455	2-5	.400	1-2	.500	1	9	10	3.3	3	0	2	2	1	2	13	4.3		
1	MCDANIEL, Maddy	3-0	44:12	14.7	1-8	.125	0-3	.000	4-5	.800	0	3	3	1.0	1	0	4	0	0	3	6	2.0		
15	TAC, Adhel	3-0	22:00	7.3	2-3	.667	0-0	.000	2-4	.500	1	9	10	3.3	2	0	0	1	3	0	6	2.0		
24	MCDOWELL, Ayla	4-0	31:27	7.9	1-8	.125	1-4	.250	2-2	1.000	4	0	4	1.0	2	0	1	2	1	0	5	1.3		
30	DAUDA, Maryam	3-0	17:15	5.8	1-2	.500	0-0	.000	0-0	.000	2	3	5	1.7	1	0	0	3	1	1	2	0.7		
Team											10	8	18				1							
Total		4	800		116-254	.457	19-46	.413	44-62	.710	52	113	165	41.3	49	1	67	51	17	27	295	73.8		
Opponents		4	800		100-252	.397	20-72	.278	32-46	.696	44	90	134	33.5	61	0	54	56	23	19	252	63.0		

Team Results

Date	Opponent		Score	Att.
11/15/2025	vs Southern California	W	69-52	8150
11/27/2025	vs Texas	L	64-66	1950
12/04/2025	at Louisville	W	79-77	10012
01/01/2026	Alabama	W	83-57	14367

LAST 5 GAMES

Game Records

Record	Overall	Home	Away	Neutral
ALL GAMES	5-0	2-0	3-0	0-0
CONFERENCE	3-0	1-0	2-0	0-0
NON-CONFERENCE	2-0	1-0	1-0	0-0

Score by Periods

Team	1st	2nd	3rd	4th	OT	TOT
South Carolina	127	97	120	107	0	451
Opponents	76	75	60	65	0	276

Team Box Score

No.	Player				Total		3-Point		F-Throw		Rebounds												
		GP-GS	MIN	AVG	FG-FGA	FG%	3FG-3FGA	3FG%	FT-FTA	FT%	OFF	DEF	TOT	AVG	PF	DQ	A	TO	BLK	STL	PTS	AVG	
8	EDWARDS, Joyce	5-5	146:20	29.3	43-71	.606	0-1	.000	15-22	.682	18	19	37	7.4	12	0	8	16	4	8	101	20.2	
11	OKOT, Madina	5-5	119:17	23.9	34-58	.586	2-2	1.000	13-24	.542	28	33	61	12.2	13	0	6	13	9	10	83	16.6	
5	JOHNSON, Tessa	5-5	133:42	26.7	24-53	.453	15-32	.469	8-10	.800	2	23	25	5.0	8	0	17	5	2	4	71	14.2	
00	LATSON, Ta'Niya	2-2	40:29	20.2	9-16	.563	1-4	.250	6-7	.857	0	6	6	3.0	0	0	11	2	0	1	25	12.5	
25	JOHNSON, Raven	5-5	138:22	27.7	22-42	.524	6-16	.375	10-12	.833	6	12	18	3.6	8	0	17	8	1	4	60	12.0	
44	MAKEER, Agot	4-3	94:42	23.7	12-29	.414	5-12	.417	4-7	.571	5	18	23	5.8	2	0	4	5	4	7	33	8.3	
1	MCDANIEL, Maddy	5-0	123:14	24.6	9-30	.300	0-7	.000	5-7	.714	0	9	9	1.8	3	0	18	3	2	6	23	4.6	
15	TAC, Adhel	5-0	55:54	11.2	6-10	.600	0-0	.000	7-16	.438	4	11	15	3.0	8	1	2	2	4	2	19	3.8	
30	DAUDA, Maryam	5-0	62:43	12.5	7-13	.538	3-6	.500	1-2	.500	3	9	12	2.4	5	0	3	4	2	1	18	3.6	
24	MCDOWELL, Ayla	5-0	85:18	17.1	5-18	.278	3-14	.214	5-6	.833	2	2	4	0.8	10	0	2	4	1	4	18	3.6	
Team											15	15	30					2					
Total		5	1000		171-340	.503	35-94	.372	74-113	.655	83	157	240	48.0	69	1	88	64	29	47	451	90.2	
Opponents		5	1000		100-301	.332	31-122	.254	45-58	.776	47	102	149	29.8	98	1	46	90	20	24	276	55.2	

Team Results

Date	Opponent		Score	Att.
12/20/2025	at FGCU	W	105-43	3527
12/28/2025	Providence	W	96-55	15065
01/01/2026	Alabama	W	83-57	14367
01/04/2026	at Florida	W	74-63	6006
01/08/2026	at Arkansas	W	93-58	2963

2025-26 SEC STATS

Game Records

Record	Overall	Home	Away	Neutral
ALL GAMES	3-0	1-0	2-0	0-0
CONFERENCE	3-0	1-0	2-0	0-0
NON-CONFERENCE	0-0	0-0	0-0	0-0

Score by Periods

Team	1st	2nd	3rd	4th	OT	TOT
South Carolina	74	51	67	58	0	250
Opponents	46	50	39	43	0	178

Team Box Score

No.	Player				Total		3-Point		F-Throw		Rebounds											
		GP-GS	MIN	AVG	FG-FGA	FG%	3FG-3FGA	3FG%	FT-FTA	FT%	OFF	DEF	TOT	AVG	PF	DQ	A	TO	BLK	STL	PTS	AVG
8	EDWARDS, Joyce	3-3	86:49	28.9	24-41	.585	0-1	.000	10-14	.714	8	13	21	7.0	7	0	4	8	4	5	58	19.3
25	JOHNSON, Raven	3-3	88:41	29.6	17-29	.586	4-9	.444	10-12	.833	2	11	13	4.3	5	0	9	5	1	1	48	16.0
5	JOHNSON, Tessa	3-3	87:45	29.2	15-39	.385	8-21	.381	6-6	1.000	2	15	17	5.7	4	0	9	4	2	3	44	14.7
11	OKOT, Madina	3-3	70:34	23.5	15-32	.469	1-1	1.000	7-12	.583	18	18	36	12.0	8	0	2	10	7	7	38	12.7
44	MAKEER, Agot	3-3	71:35	23.9	8-20	.400	3-6	.500	4-7	.571	2	11	13	4.3	2	0	2	5	3	6	23	7.7
1	MCDANIEL, Maddy	3-0	85:36	28.5	6-22	.273	0-3	.000	4-5	.800	0	4	4	1.3	3	0	13	3	1	5	16	5.3
15	TAC, Adhel	3-0	31:30	10.5	3-6	.500	0-0	.000	6-13	.462	3	7	10	3.3	7	1	1	1	1	1	12	4.0
24	MCDOWELL, Ayla	3-0	41:17	13.8	1-8	.125	0-5	.000	5-6	.833	2	2	4	1.3	6	0	0	3	1	2	7	2.3
30	DAUDA, Maryam	3-0	36:15	12.1	1-3	.333	1-1	1.000	1-2	.500	2	6	8	2.7	4	0	2	2	2	0	4	1.3
Team											9	10	19					2				
Total		3	600		90-200	.450	17-47	.362	53-77	.688	48	97	145	48.3	46	1	42	43	22	30	250	83.3
Opponents		3	600		64-186	.344	21-71	.296	29-36	.806	30	69	99	33.0	60	0	30	59	16	17	178	59.3

Team Statistics

	SC	OPP
Scoring	250	178
Points per game	83.3	59.3
Scoring margin	+24.0	-
Field goals-att	90-200	64-186
Field goal pct	.450	.344
3 point fg-att	17-47	21-71
3-point FG pct	.362	.296
3-pt FG made per game	5.7	7.0
Free throws-att	53-77	29-36
Free throw pct	.688	.806
F-Throws made per game	17.7	9.7
Rebounds	145	99
Rebounds per game	48.3	33.0
Rebounding margin	+15.3	-
Assists	42	30
Assists per game	14.0	10.0
Turnovers	43	59
Turnovers per game	14.3	19.7
Turnover margin	+5.3	-
Assist/turnover ratio	1.0	0.5
Steals	30	17
Steals per game	10.0	5.7
Blocks	22	16
Blocks per game	7.3	5.3
Winning streak	3	-
Home win streak	1	-
Attendance	14367	8969
Home games-Avg/Game	1-14367	2-4485
Neutral site-Avg/Game	-	0-0

Team Results

Date	Opponent		Score	Att.
01/01/2026	Alabama	W	83-57	14367
01/04/2026	at Florida	W	74-63	6006
01/08/2026	at Arkansas	W	93-58	2963

2025-26 OVERALL STATS

Game Records

Record	Overall	Home	Away	Neutral
ALL GAMES	16-1	9-0	5-0	2-1
CONFERENCE	3-0	1-0	2-0	0-0
NON-CONFERENCE	13-1	8-0	3-0	2-1

Score by Periods

Team	1st	2nd	3rd	4th	OT	TOT
South Carolina	420	363	398	369	0	1550
Opponents	247	237	236	201	0	921

Team Box Score

No.	Player				Total		3-Point		F-Throw		Rebounds											
		GP-GS	MIN	AVG	FG-FGA	FG%	3FG-3FGA	3FG%	FT-FTA	FT%	OFF	DEF	TOT	AVG	PF	DQ	A	TO	BLK	STL	PTS	AVG
8	EDWARDS, Joyce	17-17	508:49	29.9	149-243	.613	2-6	.333	58-90	.644	45	62	107	6.3	34	0	43	43	25	33	358	21.1
00	LATSON, Ta'Niya	14-14	410:46	29.3	84-162	.519	15-36	.417	53-64	.828	8	41	49	3.5	17	0	56	23	7	22	236	16.9
11	OKOT, Madina	16-16	391:09	24.4	104-170	.612	2-5	.400	33-53	.623	67	115	182	11.4	33	1	19	32	27	23	243	15.2
5	JOHNSON, Tessa	16-16	473:04	29.6	82-165	.497	39-84	.464	17-21	.810	9	54	63	3.9	21	0	46	20	6	8	220	13.8
25	JOHNSON, Raven	17-17	482:31	28.4	66-127	.520	18-45	.400	24-29	.828	18	54	72	4.2	28	0	93	27	11	27	174	10.2
44	MAKEER, Agot	12-3	226:36	18.9	30-70	.429	9-28	.321	11-16	.688	11	41	52	4.3	15	0	13	14	10	12	80	6.7
24	MCDOWELL, Ayla	17-0	258:27	15.2	24-63	.381	13-40	.325	17-23	.739	15	14	29	1.7	20	0	6	12	2	12	78	4.6
1	MCDANIEL, Maddy	13-0	248:33	19.1	18-54	.333	3-15	.200	18-26	.692	3	18	21	1.6	13	0	36	4	2	15	57	4.4
15	TAC, Adhel	16-2	186:40	11.7	18-31	.581	0-0	.000	19-37	.514	15	46	61	3.8	19	1	5	8	13	5	55	3.4
30	DAUDA, Maryam	16-0	213:26	13.3	18-42	.429	3-14	.214	10-18	.556	20	41	61	3.8	18	0	7	15	11	5	49	3.1
Team											34	43	77					6				
Total		17	3400		593-1127	.526	104-273	.381	260-377	.690	245	529	774	45.5	218	2	324	204	114	162	1550	91.2
Opponents		17	3400		346-1076	.322	97-384	.253	132-183	.721	207	328	535	31.5	323	7	176	312	51	79	921	54.2

Team Statistics

	SC	OPP
Scoring	1550	921
Points per game	91.2	54.2
Scoring margin	+37.0	-
Field goals-att	593-1127	346-1076
Field goal pct	.526	.322
3 point fg-att	104-273	97-384
3-point FG pct	.381	.253
3-pt FG made per game	6.1	5.7
Free throws-att	260-377	132-183
Free throw pct	.690	.721
F-Throws made per game	15.3	7.8
Rebounds	774	535
Rebounds per game	45.5	31.5
Rebounding margin	+14.1	-
Assists	324	176
Assists per game	19.1	10.4
Turnovers	204	312
Turnovers per game	12.0	18.4
Turnover margin	+6.4	-
Assist/turnover ratio	1.6	0.6
Steals	162	79
Steals per game	9.5	4.6
Blocks	114	51
Blocks per game	6.7	3.0
Winning streak	9	-
Home win streak	9	-
Attendance	140592	26275
Home games-Avg/Game	9-15621	5-5255
Neutral site-Avg/Game	-	3-4162

Team Results

Date	Opponent		Score	Att.
11/03/2025	Grand Canyon	W	94-54	15601
11/07/2025	Bowling Green	W	114-47	16649
11/11/2025	Clemson	W	65-37	16623
11/15/2025	vs Southern California	W	69-52	8150
11/19/2025	Winthrop	W	106-56	15787
11/23/2025	Queens (NC)	W	121-49	15222
11/26/2025	vs Duke	W	83-66	2386
11/27/2025	vs Texas	L	64-66	1950
12/04/2025	at Louisville	W	79-77	10012
12/07/2025	N.C. Central	W	106-42	15677
12/14/2025	Penn St.	W	95-55	15601
12/18/2025	at South Fla.	W	103-44	3767
12/20/2025	at FGCU	W	105-43	3527
12/28/2025	Providence	W	96-55	15065
01/01/2026	Alabama	W	83-57	14367
01/04/2026	at Florida	W	74-63	6006
01/08/2026	at Arkansas	W	93-58	2963