

SOUTH CAROLINA WOMEN'S BASKETBALL



3 NCAA CHAMPIONSHIPS • 7 NCAA FINAL FOURS • 9 SEC CHAMPIONSHIPS • 9 SEC TOURNAMENT TITLES • 26 ALL-AMERICANS

Assoc. AD Comms/PR: Diana Koval | Office: 803.777.7977 | Cell: 314.369.6050 | Email: dkoval@mailbox.sc.edu

Web: www.GamecocksOnline.com | X: @GamecockWBB | Instagram: @GamecockWBB | TikTok: @GamecockWBB | Facebook: @GamecockWBB

GAME 28 • FEBRUARY 19, 2026 • TUSCALOOSA, ALA. • COLEMAN COLISEUM

#3/3 GAMECOCKS

25-2, 11-1 SEC

Head Coach: Dawn Staley

Record at SC: 500-113 (18th)

Career Record: 672-193 (26th)

Top Scorer: Joyce Edwards (20.0)

Top Rebounder: Madina Okot (10.5)



#25/24 ALABAMA

20-6, 6-6 SEC

Head Coach: Kristy Curry

Record at ALA: 241-168 (13th)

Career Record: 550-317 (27th)

Top Scorer: Jessica Timmons (16.4)

Top Rebounder: Karly Weathers (6.2)

SCHEDULE/RESULTS

Oct. 24	Anderson (Exh.)	W, 112-31
Oct. 30	vs. #11/11 N. Carolina (Exh.)	W, 91-82
Nov. 3	Grand Canyon (SECN+)	W, 94-54
Nov. 7	Bowling Green (SECN+)	W, 114-47
Nov. 11	Clemson (ESPN2)	W, 65-37

<i>The Real SC (Los Angeles)</i>		
Nov. 15	vs. #8/10 Southern Cal (FOX)	W, 69-52

Nov. 19	Winthrop (SECN)	W, 106-56
Nov. 23	Queens (SECN+)	W, 121-49

<i>Players Era Championship (Las Vegas)</i>		
Nov. 26	vs. Duke	W, 83-66
Nov. 27	vs. #4/4 Texas	L, 64-66

<i>ACC/SEC Challenge</i>		
Dec. 4	at #22/21 Louisville (ESPN)	W, 79-77

Dec. 7	NC Central (SECN)	W, 106-42
Dec. 14	Penn State (ESPN)	W, 95-55
Dec. 18	at USF (ESPN2)	W, 103-44
Dec. 20	at Florida Gulf Coast (ESPN+)	W, 105-43
Dec. 28	Providence (SECN)	W, 96-55
Jan. 1	#rv/24 Alabama* (SECN+)	W, 83-57
Jan. 4	at Florida* (SECN)	W, 74-63
Jan. 8	at Arkansas* (SECN+)	W, 93-56
Jan. 11	Georgia* (SECN)	W, 65-43
Jan. 15	#4/4 Texas* (ESPN2)	W, 68-65
Jan. 18	at Coppin State (ESPN+)	W, 90-48
Jan. 22	at #16/16 Oklahoma* (ESPN)	L, 82-94 (ot)
Jan. 25	#5/4 Vanderbilt* (ESPN)	W, 103-74
Jan. 29	at Auburn* (SECN)	W, 81-51
Feb. 2	at Texas A&M* (ESPN2)	W, 71-56
Feb. 5	Mississippi State* (SECN)	W, 88-45
Feb. 8	#19/17 Tennessee* (ABC)	W, 93-50
Feb. 14	at #6/6 LSU* (ABC)	W, 79-72
Feb. 19	at Alabama* (SECN)	8:30 p.m.
Feb. 22	Ole Miss* (ESPN/2)	Noon
Feb. 26	Missouri* (SECN)	8 p.m.
Mar. 1	at Kentucky* (SECN+)	2 p.m.

Mar. 4-8 SEC Tournament (Greenville, SC)

* indicates SEC game

All times Eastern

TV outlet listed in parentheses (SECN is SEC Network; SECN+ is SEC Network online via the ESPN app.)

THE SERIES

SC Record/Staley Era: 34-15 / 24-0

H: 17-5 A: 14-8 N: 3-2

Current Streak: W24

Last Meeting: W 83-57, 1/1/26 in Columbia

HOW TO FOLLOW

Watch: SECN (Courtney Lyle, Carolyn Peck)

Listen: B106.7 FM; Sirius 117 or 191 and on the SiriusXM app (Brad Muller)

Live Stats: StatBroadcast

GAMECOCK NOTABLES

- The South Carolina offense is one of the most efficient in the nation, ranking third in field goal percentage (.513) and sixth in 3-point percentage (.383). Both numbers lead the SEC. In nine games against ranked opponents, the Gamecocks are shooting 47.9 percent overall and 41.8 percent from 3-point range.
- Even with a higher octane offense, South Carolina's success is still built on defensive excellence. The Gamecocks lead the SEC in field goal percentage defense (.336) and 3-point percentage defense (.262) and are second in points allowed (56.3). Ranked opponents average 67.4 points on 40.6 percent shooting overall and 29.2 percent from the arc. SEC foes are scoring just 65.7 points per game on their home courts against the Gamecocks.
- South Carolina is fifth in the nation with 6.2 blocks per game, including an SEC-best 5.9 per conference game.
- In nine games against ranked teams, the Gamecocks have created the most separation in the third quarter, out-scoring those opponents by an average of 5.3 points in that quarter.
- The Gamecock frontcourt does it all on defense with Madina Okot leading SEC post players with 3.25 stocks (steals and blocks) per conference game and Joyce Edwards ranking second among the group with 3.04 per game overall.
- Junior guard Tessa Johnson is the only player ranked among the SEC's top 10 in both overall field goal percentage (.492, 9th) and 3-point percentage (.476, 1st). Her 3-point accuracy ranks third in the NCAA and includes 44.6 percent in SEC games and 54.3 percent against ranked opponents. Per Her Hoop Stats, Johnson is 16th in the nation in points per scoring attempt (1.28) and 30th in points per possession (1.13).
- Senior point guard Raven Johnson is on the Naismith Defensive Player of the Year watch list, and her impact on that end of the court goes well beyond traditional stats. In nine games against ranked teams, those teams scored 0.750 points per possession with Johnson on the court compared to 0.949 when she was not. That difference is even more dramatic in man-to-man defensive possessions – 0.762 with her on the floor vs. 0.916 with her off it.
- Senior center Madina Okot has posted a double-double in each of the last three games, averaging 10.7 points and 14.3 rebounds since returning to the starting lineup. Her 10.5 rebounds on the season are up to second in the SEC and 17th in the nation.

4

Dawn Staley is one of four head coaches to win 500 games at an SEC school while it was in the league.

+15.7

South Carolina is outscoring its SEC opponents in the paint by 15.7 points per game.

52.3

The Gamecocks shot 52.3 percent over the last five games.

TALE OF THE TAPE

SOUTH CAROLINA	87.8	.513	.383	6.2	.727	15.3	56.3	+31.5	.336	.262	+10.1	18.0	+5.4	6.2	9.9
	Points	FG%	3FG%	3FGM per Game	FT%	FTM per Game	Scoring Def.	Scoring Margin	FG% Def.	3FG% Def.	Reb. Margin	Assist Avg.	TO Margin	Blocks Avg.	Steals Avg.
ALABAMA	71.3	.443	.370	8.3	.731	11.7	58.9	+12.4	.375	.297	+3.8	14.0	+0.6	5.2	8.0

T'NIYA LATSON

5-9 • Sr. • G • Miami, FL

tuh-NYE-uh LAT-son

00



Last Gm: 8 pts, 2 rebs, 1 asst at LSU
Efficient scorer and distributor, growing defensively ... SEC top-20 in ppg, FG%, FT%, spg (1.8), A:TO (2.1) ... 68 career 20-point games ... 3x All-American.

2025-26	Career*	Career Highs
PPG 15.1	21.1	Pt: 40 at Va. Tech, 1/2/25*
APG 3.5	3.8	Rb: 11 vs. TTU, 11/29/24**
FG% .496	.454	Ast: 12 at Va., 2/6/25*
3FG% .364	.332	Stl: 8 vs. Presby, 12/15/22*
FT% .807	.838	3FG: 5 vs. NCCU, 12/7/25**

MADDY McDANIEL

5-9 • So. • G • Upper Marlboro, Md.

1



Last Gm: 10 pts, 6 assts, 2 rebs vs. Miss. State
Can get to the rim, learning to run the team ... vs SEC - 3.4 apg, 3.1 A:TO (1st), 24.2 mpg ... last 3 games - 8.7 ppg, 5.0 apg, 2.7 spg, .667 FG%.

2025-26	Career	Career Highs
PPG 4.5	3.7	Pt: 10 vs. Miss St, 2/5/26*
RPG 1.6	1.2	Rb: 4 at FGCU, 12/20/25*
APG 3.0	2.2	Ast: 6 vs. Miss St, 2/5/26*
FG% .355	.424	Stl: 4 at Aub., 1/29/26*
FT% .739	.718	3FG: 2 vs. PSU, 12/14/25

TESSA JOHNSON

6-0 • Jr. • G • Albertville, MN

5



Last Gm: 21 pts, 4-5 3FG, .615 FG% at LSU
Multi-level scoring threat ... 1st in SEC, 3rd in NCAA in 3FG% ... vs ranked - 15.8 ppg, 52.7 FG%, 54.3 3FG%, 2.6 apg ... 2024 NCAA Final 4 All-Tourn. Team.

2025-26	Career	Career Highs
PPG 13.9	9.2	Pt: 22 at Miss. St., 1/5/25
APG 2.5	1.6	Rb: 7 at UofL, 12/4/25*
FG% .492	.474	A: 6 vs. TN Tech, 3/21/25*
3FG% .476	.450	Stl: 3 vs. Ala., 2/22/24*
FT% .825	.838	3FG: 5 at TAM, 2/2/26*

JOYCE EDWARDS

6-3 • So. • F • Camden, SC

8



Last Gm: 210 pts, 1 reb, 1 asst, 2 stls at LSU
Size, speed, skill ... NCAA top-20 in ppg, FG%; SEC top-15 spg (1.9), bpg, off. rpg (2.6) ... vs. SEC - 17.8 ppg, 6.2 rpg ... 2025 All-Amer., 1st-team All-SEC.

2025-26	Career	Career Highs
PPG 20.0	15.7	Pt: 34 at USF, 12/18/25
RPG 6.0	5.4	Rb: 12 at Vandy, 2/23/25
BPG 1.1	0.	Blk: 4 vs. PSU, 12/14/25
FG% .598	.563	Ast: 6 vs. Miss St, 2/5/26*
FT% .695	.734	Stl: 6 vs. PSU, 12/14/25

MADINA OKOT

6-6 • Sr. • C • Mumias, Kenya

mah-DEE-nuh oh-CAUGHT

11



Last Gm: 12 pts, 17 rebs, 1 blk, 1 stl at LSU
Size and strength, shooting range ... 7th in NCAA dbl-dbls (16), 12th in FG% ... 18 gms +10 rebs, 21 gms +10 pts ... last 3 gms - 10.7 ppg, 14.3 rpg.

2025-26	Career*	Career Highs
PPG 13.1	12.1	P: 27 at FGCU, 12/20/25
RPG 10.5	10.0	R: 23 at Vandy, 2/13/25*
BPG 1.5	1.3	B: 4 at Arkansas, 1/8/26**
FG% .593	.622	A: 3 v. Wnthrop, 11/19/25**
FT% .694	.660	S: 5 vs. Vandy, 1/25/26**

ADHEL TAC

6-5 • So. • F • Grand Prairie, TX

uh-DELL TACK

15




Last Gm: 8 pts, 3 rebs, 14 mins vs. Miss. State
High motor, great teammate ... growing strength, confidence after long injury recovery to start college ... 3 starts ... 11.2 mpg ... 6 gms of 5+ rebs.

2025-26	Career	Career Highs
PPG 3.1	2.3	P: 11 v. Queens, 11/23/25
RPG 3.4	2.5	R: 10 v. Queens, 11/23/25
BPG 0.8	0.4	B: 2 vs. Prov., 12/28/25*
FG% .521	.481	A: 2 vs. BGSU, 11/7/25
FT% .537	.561	S: 1 at Arkansas, 1/8/26*

CHLOE KITTS

6-2 • Sr. • F • Oviedo, FL

21



2025-26: Out for season, October ACL surgery
Tenacious; improved physical, mental strength ... in 2025 SEC Tourn and NCAA Regional MVP, All-American, team's top rebounder.

2024-25	Career	Career Highs
PPG 10.2	8.1	Pt: 25 vs Vandy, 3/7/25
RPG 7.7	5.8	Rb: 14 vs Mich., 11/4/24*
APG 1.9	1.5	Blk: 5 vs Mizzou, 2/8/24
FG% .520	.523	Ast: 10 at Miss., 2/27/25
FT% .798	.734	Stl: 4 at Miss., 2/27/25

AYLA McDOWELL

6-1 • Fr. • G • Cypress, TX

EYE-luh

24



Last Gm: 2 pts, 1 reb, 9 mins at LSU
3-level scorer, great size, athleticism ... last 5 gms - 7.0 ppg, .467 FG%, .36 3FG% ... 15.9 mpg ... #15 in 2025 Class ... Brazil Nat'l Team.

2025-26	Career	Career Highs
PPG 5.1	5.1	Pt: 16 vs Miss St, 2/5/26*
APG 0.3	0.3	Rb: 5 vs. Miss St, 2/5/26*
FG% .429	.418	Ast: 2 at FGCU, 12/20/25
3FG% .379	.381	Stl: 3 vs Miss St, 2/5/26*
FT% .739	.739	3FG: 5 vs. NCCU, 12/7/25

RAVEN JOHNSON

5-9 • Sr • G • Atlanta, GA

25



Last Gm: 19 pts, 6 assts, 7 rebs, 4 stls at LSU
Great instincts, good decision-maker ... 5th in NCAA A:TO (3.2) ... vs. SEC - 12.3 ppg, .504 FG%, 4.8 apg ... 2024 All-SEC, 2025 SEC All-Defensive.

2025-26	Career	Career Highs
PPG 10.2	6.5	Pt: 19 at LSU, 2/14/26
RPG 4.4	4.1	Rb: 15 at Tenn., 2/15/24
APG 5.4	3.9	A: 17 v. Clems., 11/16/23
FG% .498	.419	Stl: 6 vs Auburn, 2/2/25
FT% .841	.702	B: 3 vs. Vandy, 1/25/26

MARYAM DAUDA

6-4 • Sr. • F • Bentonville, Ark.

MARE-ee-um DOW-duh

30



Last Gm: 1 reb, 1 blk, 4 mins at LSU
Keeps defenders off balance, great footwork inside ... 8 games 5+ rebounds ... 11.6 mpg.

2025-26	Career*	Career Highs
PPG 2.5	4.7	Pt: 22 at Tulsa, 3/21/24*
RPG 3.3	3.5	Rb: 13 v. Miss St, 1/11/24*
FG% .396	.425	Blk: 10 at Ala., 1/14/24*
3FG% .188	.284	Ast: 5 at Ala., 1/14/24
FT% .667	.737	Stl: 4 v. UGa, 1/7/24*

ALICIA TOURNEBIZE

6-7 • Fr. • F • Vichy, France

al-EE-see-uh TOR-nah-beez)

31



Last Gm: 2 pts, 3 mins at LSU
Great touch around the rim, shooter out to 3-pt line, shot blocker ... college debut Jan. 15 ... 11.8 mpg ... 2025 FIBA U18 EuroBasket All-Star 5.

2025-26	Career*	Career Highs
PPG 4.2	4.2	Pt: 9 at Okla., 1/22/26
RPG 2.1	2.1	Rb: 5 at TX A&M, 2/2/26
BPG 0.3	0.3	Blk: 1 vs Miss St, 2/5/26*
FG% .469	.469	Ast: 3 vs Miss St, 2/5/26
FT% .800	.800	Stl: 1 vs. Vandy, 1/25/26*

AGOT MAKEER

6-0 • Fr. • G • Thunder Bay, Ontario

uh-GOT muh-KEER

44



Last Gm: 5 pts, 2 rebs, 2 blks, 1 asst at LSU
Size, speed, versatility ... vs. SEC - 7.0 ppg, 1.1 spg (11th), 1.1 bpg ... USWBA Fr. of the Yr. watch list ... #6 in 2025 Class ... Team Canada U17, U19.

2025-26	Career	Career Highs
PPG 6.4	6.4	P: 12 v. Wnthrop, 11/19/25*
RPG 4.1	4.1	R: 10 v. Georgia, 1/11/26*
APG 0.9	0.9	A: 4 vs. Wnthrop, 11/19/25
FG% .426	.426	S: 3 at Arkansas, 1/8/26
FT% .714	.714	B: 3 vs. Georgia, 1/11/26*

* indicates includes games at previous NCAA Div. I institution

* indicates has happened multiple times, most recent listed

QUICK FACTS

The University

Location: Columbia, S.C.

Founded: 1801

Enrollment: 40,000

Colors: Garnet (PMS 202C) and Black

Nickname: Gamecocks

Conference: Southeastern

University President: Michael Amiridis

Athletics Director: Jeremiah Donati

Facility: Colonial Life Arena (18,000)

Coaching Staff

Head Coach: Dawn Staley

Alma Mater: Virginia, 1992

Overall Record: 672-192 (26th season)

School Record: 500-112 (18th season)

Assoc. Head Coach, Alma Mater:

Lisa Boyer, Ithaca, 1979 (18th season)

Assistant Coaches, Alma Mater:

Jolette Law, Iowa, 1990 (9th season)

Wendale Farrow, E. Michigan, 2009 (1st season)

Mary Wooley, USC Aiken, 2002 (3rd season)

Khadijah Sessions, South Carolina, 2016 (3rd season)

Team Information

2024-25 Record: 35-4

Home: 16-1 Away: 8-2 Neutral: 11-1

SEC Record (Finish): 15-1 (T-1st)

Home: 8-0 Away: 7-1

Letterwinners Returning/Lost: 2/3

Starters Returning/Lost: 7/6

Program History

First Year of Women's Basketball: 1974-75

All-Time Record: 1,081-541 (52nd season)

All-Time SEC Record: 289-214 (35th season)

NCAA Appearances (Last): 21 (2025)

NCAA Tournament Record: 55-18

2025 NCAA Result: Runner-Up

WNIT Appearances (Last): 5 (2011)

WNIT Record: 6-4

Media Relations

Women's Basketball Contact: Diana Koval

Office: 803.777.7977

Cell: 314.369.6050

Email: dkoval@mailbox.sc.edu

Women's Basketball on Social Media:

Twitter: @GamecockWBB

Instagram: @GamecockWBB

Facebook: @GamecockWBB

TikTok: @GamecockWBB

Head Coach on Social Media

Twitter: @DawnStaley

Instagram: @Staley05

Athletics Department on the Web

Website: GamecocksOnline.com

Twitter: @GamecocksOnline

Instagram: @GamecocksOnline

Facebook: Facebook.com/GamecocksOnline

YouTube: YouTube.com/GamecocksOnline

CURRENT STREAKS

	Total	Home	Road	Neut.
Overall	W6	W18	W3	L1
SEC	W6	W54	W3	—
Non-Conference	W7	W10	W4	L1
Ranked Teams	W3	W5	W1	L1

Perennial Power

Under Dawn Staley, South Carolina women's basketball had been a perennial national power since winning its first SEC title in 2013-14. A few highlights from that stretch.

- 5 straight NCAA Final Four appearances (2021-2025) is the longest active streak and the second-longest streak in tournament history.
- 3 National Championships are third most by a single program in tournament history.
- 10th undefeated National Championship season in NCAA history (2023-24)
- 84 AP No. 1 rankings are third-most by a program in the poll's history.
- 132 straight AP Top-10 rankings is the longest active streak – more than three times the next program
- 11 Gamecocks have earned All-America status at least once in their careers

The Alabama Series

The Gamecocks lead the all-time series with Alabama 34-15, including a 24-0 mark in the Dawn Staley era (starting 2008-09). South Carolina is 14-8 against the Tide in Tuscaloosa.

Tonight's game marks the third straight that both teams are nationally ranked, including the first matchup of this season on New Year's Day in Columbia. The Gamecocks dominated the first and fourth quarters of that meeting en route to an 83-57 victory. Joyce Edwards led all scorers with 25 points.

Road Ready

The Gamecocks are 327-264 (.553) all-time in road games (some records prior to 1976-77 did not include location of games), including a 153-49 mark (.757) under head coach Dawn Staley, giving her the best road winning percentage in program history. In SEC road games, the Gamecocks are 106-35 (.752) during Staley's tenure.

Ranked Readings

Against ranked teams, South Carolina is 139-73 (.656) in the Dawn Staley era (beginning 2008-09), and even that mark is skewed by the early seasons of her tenure. Since the start of the 2014-15 campaign, the Gamecocks are 124-34 (.785) against ranked teams, including a 54-7 (.885) mark since the start of the 2021-22 season. The Gamecocks are 123-24 (.837) under Staley when ranked higher/better than their opponent.

2025-26 AWARDS

Maryam Dauda

Cheryl Miller Preseason Top 20 Watch List

Joyce Edwards

3x SEC Player of the Week (11/11-17, 12/16-22, 2/3-9)

2x USBWA Player of the Week (12/16-22, 2/2-8)

Wooden Award Late Midseason Top 20 Watch List

Naismith Trophy Late-Season Watch List

Katrina McClain Midseason Top 10

Naismith Defensive Player of the Year Watch List

Preseason USA Today Second-Team All-America

USBWA Ann Meyers Drysdale Award Watch List

Wade Trophy Watch List (preseason)

Preseason All-SEC First Team (media, coaches)

Raven Johnson

Naismith Defensive Player of the Year Watch List

Nancy Lieberman Award Midseason Top 10

USBWA Ann Meyers Drysdale Award Watch List

Ta'Niya Latson

USBWA Player of the Week (11/17-23)

Ann Meyers Drysdale Award Midseason Top 10

Naismith Trophy Late-Season Watch List

Wooden Award Late Midseason Top 20 Watch List

Preseason AP All-America

Preseason USA Today First-Team All-America

USBWA Ann Meyers Drysdale Award Watch List

Wade Trophy Watch List (preseason)

Preseason All-SEC First Team (coaches)

Preseason All-SEC Second Team (media)

Agot Makeer

Tamika Catchings Freshman of the Year Watch List

Madina Okot

Lisa Leslie Award Midseason Top 10

USBWA Player of the Week (12/1-7)

SEC Player of the Week (12/2-8)

Dawn Staley

Naismith Coach of the Year Watch List

This season, South Carolina is 7-2 against ranked opponents, including a 4-1 mark against top-10 foes. The Gamecocks are 4-0 against ranked teams at home, 2-1 on the road and 1-1 at neutral sites.

GAMECOCKS IN THE RANKINGS (thru games of 2/17)

Team	SEC	NCAA	Actual	Joyce Edwards	SEC	NCAA	Actual
Scoring Offense	2	3	87.8	Points per game	3	19	20.0
Scoring Defense	2	18	56.3	FG percentage	3	9	.598
Scoring Margin	2	3	+31.5	Raven Johnson	SEC	NCAA	Actual
Field Goal Percentage	1	3	.513	Assists per game	6	25	5.4
Field Goal %age Def.	1	2	.336	Assist-to-turnover ratio	2	5	3.2
3-Point FG %age	1	6	.383	Tessa Johnson	SEC	NCAA	Actual
3-Point FG %age Def.	1	12	.262	FG percentage	9	81	.492
3-Point FG Made/Gm.	10	178	6.2	3-Point FG percentage	1	3	.476
Free Throw Percentage	8	131	.727	3-Point FGs made/game	5	38	2.7
Free Throws Made/Gm.	3	22	15.3	Ta'Niya Latson	SEC	NCAA	Actual
Rebounding Average	4	11	42.7	Points per game	16	158	15.1
Rebounding Margin	4	10	+10.1	FG percentage	8	73	.496
Offensive Rebound Avg.	9	80	13.3	Assist-to-turnover ratio	7	36	2.1
Blocked Shots Per Game	2	5	6.2	Madina Okot	SEC	NCAA	Actual
Assists Per Game	4	14	18.0	Rebounds per game	2	17	10.5
Steals Per Game	7	72	9.9	FG percentage	4	12	.593
Turnover Margin	4	26	+5.4	Blocks per game	6	61	1.5
Turnovers Per Game	4	36	13.2	Off. rebs. per game	4	30	3.6
Assist-to-Turnover Ratio	4	14	1.4	Double-doubles	2	7	16
Bench Points Per Game	9	187	18.0				
Home Attendance Avg.	1	1	15,838				

Schedule Sketch

South Carolina's schedule continues to challenge and prepare the team for the postseason. This year's slate features 13 games against teams ranked at the time of the game or in the current top 25 – five home, five road and three neutral sites. Six of the 13 games are against teams currently in the top 10.

The non-conference schedule was highlighted by three ranked matchups – vs. #8/10 Southern Cal (W, 69-52), vs. #4/4 Texas (L, 64-66), at #22/21 Louisville (W, 79-77) – and another win over Duke (83-66), which is currently ranked ninth in the AP Poll.

In the NET rankings, South Carolina is ranked third and has 12 Quad 1 games on the schedule, including four non-conference matchups. The Gamecocks lead the SEC in the NET rankings, and their seven Quad 1 wins are third-most in the nation.

Ranking Review

South Carolina is currently ranked No. 3 in both the AP Poll and the USA Today/WBCA Coaches' Poll.

It marks the Gamecocks' 132nd consecutive entry in the AP top 10, beginning with the 2019-20 preseason poll. It is the longest active streak and the eighth longest in the history of that poll (7th is 137, Baylor). Their 263 straight appearances in the AP Poll, dating back to Dec. 10, 2012, mark the second-longest active streak in the nation and is the sixth longest all-time (5th, Duke/Stanford, 312).

In the USA Today/WBCA Coaches' Poll, South Carolina has been in the top 10 since claiming the No. 10 spot in the 2019-20 preseason poll.

Staley's Standard

In her 26th season as a head coach, Dawn Staley has a .778 (672-192) winning percentage, which ranks eighth in the nation among active head coaches and 10th all-time. With three national championships, she ranks fourth among head coaches all-time in NCAA titles.

Staley is one of just two women's basketball coaches to lead their teams to multiple 40-game win streaks in NCAA history with the Gamecocks' program-record 43-game streak (2023-24) ranking seventh longest in NCAA history. She is one of just 11 men's or women's basketball coaches all-time to win at least three NCAA National

Championships and the first Black head coach to win multiple titles. She is one of seven coaches to lead a team to at least four NCAA National Championship games.

Now in her 18th season with the Gamecocks, Staley is the program's all-time winningest coach (500) with a program-record 14 postseason appearances. She accounts for all seven of the Gamecocks' Final Four appearances and the only NCAA National Championships in program history. Her leadership on the court and in the community resulted in the City of Columbia commissioning a statue of Staley, which stands a short distance from the Gamecocks' home Colonial Life Arena.

Staley's nine SEC regular-season championships trail only Pat Summitt's 16 in league history, and her seven SEC Coach of the Year awards trail Summitt's league record by just one. Staley's 225 SEC regular-season wins are the most among active league coaches and third all-time – behind just Summitt (Tennessee, 306) and Andy Landers (Georgia, 273). She was the second-fastest to the 200-win mark in league history with her 255 games trailing Summitt's mark of 229. Staley's .798 SEC winning percentage (225-57) is second only to Summitt (.874) among coaches in the league more than five seasons. She owns the SEC record for consecutive regular-season conference victories with a 57-game streak that began in the 2021-22 season and ended in 2024-25.

Efficiency Report

A focus for South Carolina is efficiency – creating its own and disrupting its opponents'. They are among the best in the nation at both – ranking third in the NCAA in field goal percentage (.513) and second in field goal percentage defense (.336). The Gamecocks lead the nation in offensive points per possession (1.221) and are second in defensive points per possession (0.713), per Synergy.

Individually, four Gamecock are among the SEC's top 10 percentage shooters. Joyce Edwards leads the group in third place at 59.8 percent shooting, which ranks ninth in the nation, and Madina Okot is just behind at 59.3 percent to rank fourth in the SEC and 12th in the country. Ta'Niya Latson's 49.6 percent accuracy comes in eighth in the SEC, and Tessa Johnson is ninth at 49.2 percent.

From 3-point range, the Gamecocks are sixth in the nation with an SEC-best .383 percentage. Tessa Johnson is among the nation's most accurate outside shooters with her SEC-best 47.6 percent accuracy ranking third in the nation. She is the only player ranked among the SEC's top 10 in both overall and 3-point shooting percentage. Her 2.7 made 3s per game are fifth in the SEC and include six games of at least four made 3s.

Paint Production

South Carolina has long controlled the paint, and this season is no different.

Scoring 53.6 percent of their total points in the paint, the Gamecocks are second in the nation with a 47.0 scoring average in that space and are out-scoring opponents inside by an average of 24.0 points, including a +15.7 edge in SEC action. South Carolina's 23.0 points allowed in the paint are 14th in the country.

The Gamecocks are shooting 61.9 percent in the paint compared to opponents' 41.7 percent accuracy.

Fast Forward

The Gamecocks have been on the move this season, ranking second in the nation with 21.5 fast break points per game, including 15.8 vs. SEC foes and 14.2 against ranked opponents. For context, the program record of

NATIONAL RANKINGS

Associated Press Poll (Feb. 16)

1. UConn	27-0
2. UCLA	25-1
3. South Carolina	25-2
4. Texas	24-3
5. Vanderbilt	24-3
6. Michigan	22-4
7. LSU	22-4
8. Louisville	24-4
9. Duke	19-6
10. Ohio State	22-4
11. Oklahoma	19-6
12. TCU	23-4
13. Iowa	19-5
14. Maryland	21-6
15. Baylor	22-5
16. Kentucky	20-7
17. Ole Miss	20-6
18. Michigan State	20-6
19. West Virginia	21-6
20. Texas Tech	23-4
21. Tennessee	16-7
22. North Carolina	21-6
23. Minnesota	20-6
24. Georgia	20-6
25. Alabama	20-6

USA Today/WBCA Coaches' Poll (Feb. 17)

1. UConn	27-0
2. UCLA	25-1
3. South Carolina	25-2
4. Texas	24-3
5. Michigan	22-4
6. Vanderbilt	24-3
7. LSU	22-4
8. Louisville	24-4
9. Oklahoma	19-6
10. Ohio State	22-4
11. TCU	23-4
12. Iowa	19-5
13. Duke	19-6
14. Baylor	22-5
15. Maryland	21-6
16. Michigan State	20-6
17. Ole Miss	20-6
18. Kentucky	20-7
19. West Virginia	21-6
20. Texas Tech	23-4
21. Tennessee	16-7
22. North Carolina	21-6
23. Minnesota	20-6
24. Alabama	20-6
25. Georgia	20-6

18.0 fast break points per game was set in 2023-24, and last season's average was 17.1.

South Carolina's season-high of 56 fast break points against Queens (Nov. 23) were the third-most in program history. The Gamecocks are out-scoring opponents on the break by 14.3 points per game (21.9-7.6).

Block Party

The Gamecocks have been a premier shot blocking program since their first national championship in 2017. They ranked in the top 15 in blocks per game that season and have only climbed higher in the eight subsequent

THE STALEY ERA

Wins

30-Win Seasons	8
25-Win Seasons (includes 2025-26)	14
Winning Seasons	15

National Rankings

Weeks in the AP Top 25	268
Weeks in the AP Top 10	223
Weeks in the AP Top 3	148
Weeks at AP No. 1	84

Postseason

NCAA Tournament Appearances	13
NCAA Sweet 16s	12
NCAA Final Fours	7
National Championships	3

In the SEC

Regular-Season Championships	9
Regular-Season Top 3 Finishes	13
Tournament Championships	9

GAMECOCKS IN 2025-26 NATIONAL POLLS

Poll	Pre	11/10	11/17	11/24	12/1	12/8	12/15	12/22	12/29	1/5	1/12	1/19	1/26	2/2	2/9	2/16	2/23	3/2	3/9	3/16
Associated Press	2	2	2	2	3	3	3	3	No Poll	3	2	2	3	3	3	3				
Coaches	2	2	2	2	3	3	3	3	3	3	2	2	3	3	3	3				

seasons, including four years leading the nation in the stat and twice coming in second. Beyond the number of blocks, their block percentage has led the nation three seasons.

This season, South Carolina is fifth in the nation with 6.2 blocks per game, including 4.6 against ranked foes and an SEC-best 5.9 per league game. The Gamecocks have blocked 14.9 percent of opponents' 2-point attempts, which ranks seventh in the nation, per Her Hoop Stats.

Madina Okot tops the individual list with 1.5 blocks per game to rank sixth in the SEC, which matches her number per league game (1.5). Joyce Edwards is next at 1.2 per game (11th) on the season. Guards have added 2.3 blocks per game to the average.

Glass Work

South Carolina is 10th in the nation in rebounding margin (+10.1) and 11th in rebounding average (42.7). They have corralled 40.1 percent of their missed shots for an offensive rebounding percentage that ranks 18th.

Senior Madina Okot is 17th in the nation with 10.5 rebounds per game (2nd in SEC), and her 3.6 offensive boards per game are fourth in SEC and 30th in the nation. She has been in double figures in rebounds 18 times.

Sophomore Joyce Edwards is next in line at 6.0 rebounds per game for the season, including 6.2 per SEC outing. Her 2.6 offensive boards per game (15th in SEC) include 2.4 per SEC game, which ranks 13th in the league.

Senior Raven Johnson leads the guards with 4.4 rebounds per game, including a 5.0 average in league play.

Quarter Breakdown

South Carolina has been starting strong this season with a +8.8 scoring margin in the first quarter (+7.0 vs SEC). The offense is most efficient in the first quarter, shooting

54.5 percent in the opening 10 minutes. Opponents have been least efficient in the fourth quarter, shooting just 28.0 percent in the period. Against ranked opponents, the numbers change with the Gamecocks creating separation in the third quarter, outscoring ranked foes by an average of 5.3 points in that period

Here's a more detailed look at the quarter-by-quarter production for the Gamecocks this season:

Qtr.	SC-Opp	Avg. Pts.	SC-Opp	Avg. Reb.
	Avg. Pts	Margin	Avg. Reb	Margin
1	23.3-14.6	+8.8	9.6-7.6	+2.0
2	20.8-13.9	+6.9	11.0-8.3	+2.7
3	22.4-14.1	+8.3	11.1-8.2	+2.9
4	21.0-12.9	+8.1	11.0-8.4	+2.6

Individually, four Gamecocks have scored double digits in a single quarter a combined 19 times – Joyce Edwards (8), essa Johnson (4), Ta’Niya Latson (3), Madina Okot (3), TRaven Johnson (1). The top single-quarter individual scoring this season is 14 points by Joyce Edwards in the fourth quarter at Texas A&M (Feb. 2).

Century City

The Gamecocks have been reached 100 points in a program-record seven games this season, topping the 2023-24 team's six. This season, just one of those outings was against a ranked opponent, compared to the two such wins in the 2023-24 campaign. For each team, one of the games was in SEC play. The 2020-21 and 2024-25 teams each scored at least 100 points in two SEC outings.

That's So Raven

Senior point guard Raven Johnson has been at the tip of the spear for the Gamecocks on both sides of the ball and has led the team to nothing but winning.

DOUBLE-DOUBLES

Joyce Edwards (5)		
11/15	vs. #8/10 Southern Cal	17 pts/10 rebs
12/7	NC Central	25 pts/10 rebs
12/20	at FGCU	29 pts/10 rebs
1/4	at Florida	11 pts/10 rebs
2/2	at Texas A&M	28 pts/11 rebs

Raven Johnson (2)		
11/7	Bowling Green	11 pts/11 assts
11/15	vs. #8/10 Southern Cal	14 pts/11 rebs

Agot Makeer (1)		
12/28	Providence	10 pts/10 rebs

Madina Okot (16)		
11/7	Bowling Green	13 pts/11 rebs
11/11	Clemson	12 pts/12 rebs
11/19	Winthrop	23 pts/11 rebs
11/23	Queens	14 pts/12 rebs
11/26	vs. Duke	23 pts/13 rebs
11/27	vs. #4/4 Texas	12 pts/11 rebs
12/4	at #22/21 Louisville	23 pts/13 rebs
12/18	at USF	12 pts/10 rebs
12/20	at FGCU	27 pts/12 rebs
12/28	Providence	18 pts/13 rebs
1/4	at Florida	12 pts/17 rebs
1/8	at Arkansas	15 pts/10 rebs
1/11	Georgia	14 pts/10 rebs
2/5	Mississippi State	10 pts/10 rebs
2/8	#19/17 Tennessee	10 pts/16 rebs
2/14	at #6/6 LSU	12 pts/17 rebs

Adhel Tac (1)		
11/23	Queens	11 pts/10 rebs

GAMES LED TEAM IN...

Scoring	2025-26	Career	Record	Rebounding	2025-26	Career	Record	Assists	2025-26	Career	Record
Joyce Edwards	16	32	29-3	Madina Okot	21	45*	35-10*	Raven Johnson	16	69	67-2
Ta’Niya Latson	6	74*	54-20	Joyce Edwards	4	10	9-1	Ta’Niya Latson	5	54*	37-17*
Madina Okot	4	12*	11-1*	Raven Johnson	2	12	11-1	Maddy McDaniel	4	9	8-1
Tessa Johnson	3	8	7-1	Agot Makeer	1	1	1-0	Tessa Johnson	3	8	8-0
Raven Johnson	1	1	1-0	Adhel Tac	1	1	0-1	Joyce Edwards	3	4	4-0
Maryam Dauda	0	5*	1-4	Ta’Niya Latson	0	6*	5-1*	* indicates includes games at previous NCAA Div. I program			
				Maryam Dauda	0	5*	2-3				

MISCELLANEOUS STATS

Triple-Double	2025-26	Career	Record	10+ Points	2025-26	Career	Record	10+ Assists	2025-26	Career	Record																				
Ta’Niya Latson	0	1^	1-0^	Joyce Edwards	27	54	50-4	Raven Johnson	2	3	3-0																				
Double-Doubles	2025-26	Career	Record	Tessa Johnson	21	46	44-2	Ta’Niya Latson	0	4^	4-0^																				
				Madina Okot	21	43^	38-5^	5+ Assists	2025-26	Career	Record																				
				Raven Johnson	19	41	39-2																								
				Ta’Niya Latson	17	103^	76-27^																								
				Agot Makeer	3	3	3-0																								
				Ayla McDowell	3	3	3-0																								
				Maryam Dauda	1	23^	13-10																								
				Maddy McDaniel	1	2	2-0																								
Adhel Tac	1	1	1-0																												
40+ Points	2025-26	Career	Record	20+ Rebounds	2025-26	Career	Record	5+ Blocks	2025-26	Career	Record																				
												Ta’Niya Latson	0	1^	1-0^	Maryam Dauda	0	1^	1-0												
												30+ Points	2025-26	Career	Record	10+ Rebounds	2025-26	Career	Record	5+ Steals	2025-26	Career	Record								
																								Ta’Niya Latson	1	21^	18-3^	Madina Okot	18	35^	29-6^
																								Joyce Edwards	1	1	1-0	Joyce Edwards	5	9	9-0
																								Joyce Edwards	15	20	20-0	Raven Johnson	1	4	4-0
																								Ta’Niya Latson	6	68^	53-15^	Agot Makeer	1	1	1-0
																								Madina Okot	4	6^	6-0^	Adhel Tac	1	1	1-0
Tessa Johnson	4	5	5-0	Maryam Dauda	0	5^	4-1																								
Maryam Dauda	0	1^	0-1	Ta’Niya Latson	0	3^	3-0^																								

* indicates includes games at previous NCAA Div. I program

In Johnson's fourth full season, South Carolina is 132-7 (.950) with her in the lineup (missed one game each in the 2022-23 and 2023-24 seasons), including a 41-5 mark (.891) against ranked teams. Her three complete seasons feature three trips to the Final Four, including a National Championship (2024) and runner-up finish (2025), three SEC Regular-Season titles and three SEC Tournament championships in the three full seasons of her career.

Johnson is tied for fourth in program history in career assists (556 – 3rd is Mindy Ballou, 595) and tied for third in the category for SEC play (224 – 2nd is Cristina Ciocan, 250). She owns three of the top seven single-season assist-to-turnover ratios in program history, including a

program-record 3.33 mark in SEC play in 2024-25. Her current career 2.9 A:TO (556:195) is ahead of the program record of 2.55 by WNBA veteran Tyasha Harris (2017-20).

This season, Johnson is sixth in the SEC in assists per game (5.4), including a pair of double-digit assist games. She is fifth in the nation and second in the SEC with a 3.2 assist-to-turnover ratio. Her stat stuffing includes a career-best 10.2 points per game, to go with 4.1 rebounds and 1.7 steals per game. She is shooting a career-best 49.8 percent from the field and 36.8 from 3-point range. Against ranked opponents, her numbers rise to 13.0 points per game on 54.1 percent shooting, 47.4 percent from 3-point range and 5.9 assists per game.

In SEC action, Johnson averages 12.3 points on 50.4 percent shooting, including 35.5 percent accuracy from 3-point range, and 4.8 assists.

Johnson has a pair of double-doubles this season in two different ways – 11 points, 11 assists vs. Bowling Green; 14 points, 11 rebounds vs. #8/10 Southern Cal.

Let Us Re-Joyce

Forward Joyce Edwards is backing up a solid freshman season – just the third freshman in program history to earn First-Team All-SEC honors – with a dominating sophomore campaign. Edwards is on the watch lists for every national player of the year award and the Katrina McClain Power Forward of the Year Award Midseason Top 10.

Her team-high 20.0 points per game rank 19th in the nation (3rd in SEC), including a team-best 15 20-point outings. Her scoring has come on 59.8 percent field goal shooting, which is ninth in the nation (3rd in SEC). She has a pair of games shooting over 90.0 percent, including a 14-of-15 (.933) outing at USF (Dec. 18), which tied for the second-highest single-game percentage in program history.

In just her 64th career game, Edwards reached 1,000 career points (vs. Miss. State, Feb. 5), becoming the fifth-fastest Gamecock to hit that mark.

Edwards is stuffing the box score beyond scoring, averaging 2.6 assists, highlighted by five outings of at least five, and upping her rebounding to 6.0 per game, including 2.6 on the offensive end to rank 15th in the SEC. She is 11th in the conference in both blocks (1.2) and steals (1.9) per game.

In SEC action, she is seventh in the league with 17.8 points per game, and her 6.2 rebounds per game are 17th. That rebounding number includes 2.4 offensive boards per league contest to rank 13th.

She has been named SEC Player of the Week three times (Nov. 11-17, Dec. 16-22, Feb. 3-9) and was a USBWA Player of the Week twice (Dec. 16-22, Feb. 2-8).

It's T-Time

Junior guard Tessa Johnson has shaken off her "Tournament Tessa" moniker to bring "Trusted Tessa" out every time she steps on the court as she adjusted to a new starting role this season.

After an offseason focused on her physical conditioning and how nutrition multiplies that effort, Johnson is logging 28.8 minutes per game and her scoring and efficiency have risen to career-best levels.

With an SEC-best .476 3-point percentage, Johnson is third in the nation, and her 2.7 made 3s per game are fifth in the league. Her 13.9 points per game have come on 49.2 shooting overall, which ranks ninth in the SEC and makes her the only player in the league in the top 10 of both shooting percentages.

Johnson is tied for the team lead with 15.8 points per game against ranked opponents, against which she shoots 52.7 percent, including 54.3 percent from 3-point range, while handing out 2.6 assists per game.

Changes in Lat-itude

The top scorer in the nation last season, senior guard Ta'Niya Latson decided to join South Carolina for her final college season because she knew head coach Dawn Staley and the Gamecocks had what she needed to challenge herself to expand areas of her game she was not able to hone at Florida State. Without the pressure of being the sole focal point of an offense, Latson's efficiency has skyrocketed and her defensive skills are steadily expanding.

Named an AP Preseason All-American and to the watch lists of every national player of the year award, Latson improved her strength in the offseason, which has helped her make strides defensively, and she is seeing other available options better on offense.

Latson is 16th in the SEC in scoring at 15.1 points per game and eighth in field goal percentage, hitting 49.6 percent, including 36.4 percent from 3-point range – both

TEAM SPECIALTY STATS

		Pts. in Paint	Pts. Off TOs	2nd Chance Pts	Fast Break Pts
11/3	GCU	40-18	22-10	14-15	32-2
11/7	BGSU	66-18	21-13	20-4	37-2
11/11	Clem.	36-18	11-13	16-2	7-3
11/15	vs SoCal	44-28	16-9	15-7	11-9
11/19	Winthrop	70-20	26-8	27-17	33-7
11/23	Queens	66-12	22-12	11-13	56-13
11/26	vs. Duke	58-28	18-13	14-6	24-8
11/27	vs. TX	38-28	18-18	8-12	7-8
12/4	at UL	36-30	11-13	6-10	0-6
12/7	NCCU	42-18	42-9	20-2	38-12
12/14	PSU	60-24	33-5	17-21	41-9
12/18	at USF	74-28	38-5	11-2	34-5
12/20	at FGCU	74-10	34-3	27-2	21-5
12/28	Prov.	42-28	14-9	14-11	30-3
1/1	Ala.	40-18	20-11	8-3	25-4
1/4	at FL	34-32	14-13	20-9	7-16
1/8	at Ark.	48-20	30-8	7-5	15-12
1/11	GA	38-14	17-15	10-4	12-8
1/15	TX	28-26	23-15	7-13	15-4
1/18	at CSU	40-18	35-8	15-12	19-4
1/22	at OK	40-50	28-12	12-12	10-15
1/25	Vandy	56-24	32-15	17-14	21-7
1/29	at Aub.	40-22	16-14	6-3	14-14
2/2	at TAM	22-14	17-21	12-12	12-8
2/5	M State	46-22	21-11	7-3	20-2
2/8	TN	54-16	17-10	11-7	28-11
2/14	at LSU	388-38	6-12	12-13	11-13
2/19	at AL				
2/22	OM				
2/26	MO				
3/1	at KY				
Season Avg.		47.0-23.0	22.3-11.3	13.5-8.7	21.5-7.8
SEC Avg.		40.3-24.7	20.1-13.1	10.8-8.2	15.8-9.5

STARTERS VS. BENCH

		SC Starters	Opp. Starters	SC Bench	Opp. Bench
11/3	GCU	75	34	19	20
11/7	BGSU	79	25	35	22
11/11	Clem.	57	28	8	9
11/15	vs SoCal	63	38	6	14
11/19	Winthrop	81	48	25	8
11/23	Queens	88	31	33	18
11/26	vs. Duke	72	44	11	22
11/27	vs. TX	62	49	2	17
12/4	at UL	75	43	4	34
12/7	NCCU	76	34	30	8
12/14	PSU	79	50	16	5
12/18	at USF	88	19	15	25
12/20	at FGCU	82	35	23	8
12/28	Prov.	70	41	26	14
1/1	Ala.	72	49	11	8
1/4	at FL	60	44	14	19
1/8	at Ark.	79	24	14	34
1/11	GA	50	40	15	3
1/15	TX	59	60	9	5
1/18	at CSU	69	21	35	13
1/22	at OK	59	86	23	8
1/25	Vandy	75	56	28	18
1/29	at Aub.	45	36	36	15
2/2	at TAM	61	36	10	20
2/5	M State	60	33	28	12
2/8	TN	78	32	15	18
2/14	at LSU	70	54	9	18
2/19	at AL				
2/22	OM				
2/26	MO				
3/1	at KY				
Season Avg.		69.8	40.9	18.0	15.4
SEC Avg.		64.0	45.8	17.7	14.8

2025-26 SCORING DIFFERENTIALS

All Games

Largest lead in a win.....	by 74 (119-45), 4th-1:12, vs. Queens, 11/23
Largest deficit overcome to win.....	by 9 (13-22), 2nd-9:31, vs. #4/4 Texas, 1/15
Largest deficit in a loss.....	by 14 (94-80), OT-0:17, at #16/16 Oklahoma, 1/22
Best scoring run.....	30 points, 3rd-2:13, vs. Queens, 12/7
Best scoring run against.....	9 points, 3rd-5:18, vs. Duke, 11/26
Most lead changes.....	13, 2x, at #22/21 Louisville, 12/4, at #16/16 Oklahoma, 1/22
Most times tied.....	8, 3x, vs. #4/4 Texas, 11/27, vs. #4/4 Texas, 1/15, at #16/16 Oklahoma, 1/22
Most minutes trailed.....	27:18 vs. #4/4 Texas, 11/27

vs. Ranked Opponents

Largest lead in a win.....	by 48 (89-41), 4th-4:42, vs. #19/17 Tennessee, 2/8
Largest deficit overcome to win.....	by 9 (13-22), 2nd-9:31 vs. #4/4 Texas, 1/15
Largest deficit in a loss.....	by 14 (94-80), OT-0:17 at #16/16 Oklahoma, 1/22
Best scoring run.....	20 points (4th-4:42) vs. #19/17 Tennessee, 2/8
Best scoring run against.....	10 points (3rd-9:00) vs. #5/4 Vanderbilt, 1/25
Most lead changes.....	13, 2x, at #22/21 Louisville, 12/4, at #16/16 Oklahoma, 1/22
Most times tied.....	8, 3x, vs. #4/4 Texas, 11/27, vs. #4/4 Texas, 1/15, at #16/16 Oklahoma, 1/22
Most minutes trailed.....	27:18 vs. #4/4 Texas, 11/27

career-high numbers, as are her 1.04 points per possession and 1.17 points per scoring attempt. She is seventh in the SEC with a 2.1 assist-to-turnover ratio with 3.5 assists per game. Defensively, she is 13th in the league with 1.8 steals per game.

M.O.-mentum

After just starting the sport at 17 years old, 6-foot-6 center Madina Okot is becoming one of the most dominant centers in the sport. After coming to Columbia with the mindset to be the next entry in the Gamecocks' legacy of dominant post players.

The quiet Okot has drawn praise from her head coach on her strength and agility and been challenged to show her dominance every time she steps on the court. She has been in the starting lineup for a majority of the season, but has also come off the bench when she needed to see the game unfold before asserting herself into the action.

Okot is seventh in the nation with 16 double-doubles (2nd in SEC), including six in SEC play and four against ranked opponents. Her .593 field goal percentage is 12th in the nation (4th in SEC). Okot's 10.5 rebounds per game are second in the league and 17th in the country and include 3.6 offensive boards per game (4th in SEC). She is sixth in the conference with 1.5 blocks per game, including 1.5 per SEC outing. In league play, she is 14th with 1.8 steals per game.

Mighty Mouse

Sophomore point guard Maddy McDaniel, whose nickname is Mouse, is a spark of energy and speed off the bench who affects the game on both ends of the court. Now in her second season, she is showing command on the court and a better understanding of balancing running the team and calling her own number.

In SEC action, McDaniel leads the league with a 3.1 assist-to-turnover ratio, and that number rises to 5.2 for the season. She is handing out 3.4 assists and scoring 4.7 points per SEC game.

A-got Send

Freshman guard Agot Makeer was ranked sixth in the Class of 2025 and drew McDonald's All-America and honorable mention Naismith All-America honors out of Montverde Academy (FL). She opened her college career on the USWBA Tamika Catchings Freshman of the Year and the Wooden Award watch lists.

The long, lithe Makeer is averaging 6.4 points to go along with 4.1 rebounds per game. In SEC games, her scoring rises to 7.0 points, and she is 11th in the league with 1.4 steals per conference game. Makeer has played in seven games against ranked opponents with a 6.0 scoring average.

SEASON THEME: BEYOND MEASURE

Each year Dawn Staley chooses a theme for the team and fans to center their season around, and it often reflects not just the state of South Carolina women's basketball, but that of the game overall.

The Gamecocks' 2025-26 season theme is Beyond Measure, which is a reminder that the ceiling of the team and its players – and that of women's basketball as a sport – will always shatter any limitations others may place on it.

The Ay-las Have It

The #15 player in the 2025 Class, freshman guard Ayla McDowell is a McDonald's All-American and a three-time district MVP out of Cypress, Texas, whose international experience with Brazil's national team has helped smooth her transition to college basketball.

Coaches have praised her competitive fire and her predictability, meaning she makes the right play. Lately, that reliability has begun to show up in the box score.

In the last five games, including two top-20 outings, McDowell averaged 7.0 points on 46.7 percent shooting, including 36.8 percent from 3-point range, in 21.6 minutes per game.

On the season, McDowell is scoring 5.1 points per game and shooting 42.9 percent. In the 14 games in which she has played at least 15 minutes, her scoring rises to 7.1 points per game on 46.3 percent shooting.

Le Tour de France

Freshman Alicia Toumebize arrived in Columbia on New Year's Day to bolster the Gamecocks' frontcourt. She made her debut in the win over #4/4 Texas on Jan. 15, and scored her first points at Coppin State on Jan. 18.

Toumebize averages 4.2 points on 46.9 percent shooting, including 80.0 percent (4-of-5) from 3-point range. In five games against ranked opponents, she averages 3.8 points on 61.5 percent shooting, including 3-of-3 from beyond the arc.

Everybody's All-American

The Gamecocks' 11-woman roster includes eight McDonald's All-Americans – Maryam Dauda, Joyce Edwards, Raven Johnson, Tessa Johnson, Ta'Niya Latson, Agot Makeer, Maddy McDaniel and Ayla McDowell.

At South Carolina, Staley has coached 29 McDonald's All-Americans, including 22 who signed as freshmen.

Who's Next

Head coach Dawn Staley signed a pair of top-20 players in the early signing period in forwards Kelsi Andrews and Kaeli Wynn. Both are on the Naismith Trophy Girls' High School Player of the Year watch list, released in November.

The 6-foot-3 Andrews is the #18 player in the Class of 2026 after helping lead IMG Academy to a high school national championship in 2025 with a 12-point, 13-rebound performance in the title game. She has also helped the U.S. to gold medals in the 2024 FIBA U17 World Cup and the 2023 FIBA U16 Americas Championship.

Wynn is the #17 player in the 2026 Class, standing 6-foot-2 and coming from basketball coach parents. She was a first-team all-state selection as a junior, averaging 17 points, 7.1 rebounds and 2.7 assists at Mater Dei High School, which was ranked No. 1 in the nation throughout the season.

THAT'S A REACH

The Gamecocks are not just tall, they have reach that goes beyond their height.

Player	Height	Wingspan
Alicia Toumebize	6-7	6-10
Madina Okot	6-6	6-8 3/4
Adhel Tac	6-5	6-8 1/4
Joyce Edwards	6-3	6-6 3/4
Agot Makeer	6-0	6-4
Raven Johnson	5-9	6-1 1/2

WNBA Pipeline

Dawn Staley's status as a dream merchant is most evident by the steady stream of Gamecocks being drafted into and enjoying lengthy careers in the WNBA. Since her first Gamecock was drafted in 2015, she has seen 18 have their name called on draft night – the second-most by a program in that time.

Staley's numbers have skyrocketed since 2020 with an NCAA-best 12 draft picks since then, including a best-in-the-nation six first-round selections in that time.

In proof Staley sends players to the league ready, six Gamecocks have earned All-Rookie Team honors, including three WNBA Rookies of the Year – Allisha Gray (2017), Aja Wilson (2018), Aliyah Boston (2023).

Great Gamecock Fans

South Carolina fans have led the nation in average attendance for the last 11 seasons, although the NCAA does not officially recognize the COVID-limited attendance in the 2020-21 season. The Gamecocks are on track to continue that streak after selling out of season tickets for the second time in as many seasons and hosting nine of the 10 highest-attended games of the season to average an NCAA-best 15,838 fans per game.

The Gamecocks have had at least one sellout of their 18,000-seat Colonial Life Arena for eight straight seasons (excluding COVID-limited 2020-21 season) dating back to the first ever sellout of 18,000 on Feb. 8, 2016. There have been at least five sellouts in each of the last two seasons.

South Carolina's 2024-25 attendance average of 16,437 was the second-highest in the history of the NCAA, narrowly trailing Tennessee's 1998-99 average of 16,565. That mark included a program-record seven sellouts.

2025-26 ROSTER

No.	Name	Pos.	Ht.	Yr.	Hometown/Last School
00	Ta'Niya Latson	G	5-9	Sr.	Miami, Fla./Florida State
1	Maddy McDaniel	G	5-9	So.	Upper Marlboro, Md./Bishop McNamara
5	Tessa Johnson	G	6-0	Jr.	Albertville, Minn./Saint Michael Albertville
8	Joyce Edwards	F	6-3	So.	Camden, S.C./Camden
11	Madina Okot	C	6-6	Sr.	Mumias, Kenya / Mississippi State
15	Adhel Tac	F	6-5	So.	Grand Prairie, Texas/South Grand Prairie
21	Chloe Kitts	F	6-2	Sr.	Oviedo, Fla./DME Academy
24	Ayla McDowell	G	6-1	Fr.	Cypress, Texas/Cypress Springs
25	Raven Johnson	G	5-9	Sr.	Atlanta, Ga./Westlake
30	Maryam Dauda	F	6-4	Sr.	Bentonville, Ark./Arkansas
31	Alicia Toumebize	F	6-7	Fr.	Vichy, France/Lyceé Alain Fournier
44	Agot Makeer	G	6-0	Fr.	Thunder Bay, Ontario / Montverde Academy (FL)

Head Coach: Dawn Staley

Assoc. Head Coach: Lisa Boyer

Assistant Coaches: Jollette Law, Wendale Farrow, Mary Wooley, Khadijah Sessions

Sports Performance Coach: Molly Binetti; **Athletic Trainer:** Craig Oates

SOUTH CAROLINA'S RECORD WHEN ...

	vs. Ranked	SEC	All
Record	7-2	11-1	25-2
Playing a ranked opponent	7-2	5-1	7-2
Playing at home	4-0	6-0	14-0
Playing on the road	2-1	5-1	9-1
Playing at neutral site	1-1		2-1
Leading at half	6-1	10-1	24-1
Trailing at half	0-1		0-1
Tied at half	1-0	1-0	1-0
Playing an overtime game	0-1	0-1	0-1
0 players score in double figures			0-0
1 player scores in double figures			0-0
2 players score in double figures		2-0	2-0
3 players score in double figures	0-1	1-1	2-1
4 players score in double figures	4-1	4-0	12-1
5 players score in double figures	3-0	4-0	6-0
More than 5 players in double figures			3-0
Starters out-score opponent's starters	6-1	10-0	24-1
Opponent's starters score equal/more	1-1	1-1	1-1
Bench out-scores opponent's bench	3-1	6-1	14-1
Opponent's bench scores equal/more	4-1	5-0	11-1
Shooting 60% or better	2-0	2-0	7-0
Shooting between 50-59%	1-0	4-0	9-0
Shooting between 40-49%	4-1	3-0	7-1
Shooting between 30-39%	0-1	2-1	2-1
Shooting lower than 30%			0-0
Opponent shoots 50% or better			0-0
Opponent shoots between 40-49%	4-2	3-1	4-2
Opponent shoots between 30-39%	2-0	5-0	12-0
Opponent shoots between 20-29%	1-0	3-0	9-0
Opponent shoots less than 20%			0-0
Shooting better than opponent	7-1	11-0	25-1
Shooting worse than/equal to opponent	0-1	0-1	0-1
Having more FTs made than opponent	6-1	11-1	24-1
Having equal/fewer FTs made than opponent	1-1		1-1
Out-rebounding opponent	4-0	9-0	20-0
Having equal rebounds as opponent	1-0		1-0
Having fewer rebounds than opponent	2-2	2-1	4-2
Having fewer TOs than opponent	4-1	7-1	19-1
Having equal TOs as opponent	2-0	1-0	2-0
Having more TOs than opponent	1-1	3-0	4-1
Attempting more FT than 3FG	5-2	8-1	19-2
Attempting equal/fewer FT than 3FG	2-0	3-0	6-0
Making 5 or more 3FGs	5-1	9-1	20-1
Making fewer than 5 3FGs	2-1	2-0	5-1
Making no 3 FGs			0-0
Attempting 15 or more 3FGs	3-1	6-1	16-1
Attempting fewer than 15 3FGs	4-1	5-0	9-1
No South Carolina players foul out	6-1	8-1	22-1
One or more SC players foul out	1-1	2-0	3-1
No opposing players foul out	6-1	8-0	16-1
One or more opposing players foul out	1-1	3-1	9-1

	vs. Ranked	SEC	All
Assist at least half of field goals made	3-1	5-0	16-1
Assist on less than half of field goals made	4-1	6-1	9-1
Scoring more pts. in paint than opponent	6-1	10-0	24-1
Scoring equal/fewer pts. in paint than opp.	1-1	1-1	1-1
Scoring more pts. off TOs than opponent	5-1	9-1	21-1
Scoring equal/fewer pts. off TOs than opp.	2-1	2-0	4-1
Scoring more 2nd-chance pts.	4-0	8-0	19-0
Scoring equal/fewer 2nd-chance pts.	3-2	3-1	6-2
Scoring more fast break pts.	5-0	8-0	21-0
Scoring equal/fewer fast break pts.	2-2	3-1	4-2
Wearing primary white uniforms	4-0	7-0	16-0
Wearing secondary (Cocky) white uniforms	1-1	1-0	1-1
Wearing black uniforms			1-0
Wearing black script Carolina uniforms	2-1	3-1	7-1
Wearing garnet uniforms			0-0
Playing in November	1-1		7-1
Playing in December	1-0		6-0
Playing in January	3-1	7-1	8-1
Playing in February	2-0	4-0	4-0
Playing in March			0-0
Playing in April			0-0
Playing during the day	3-0	5-0	12-0
Playing at night	4-2	6-1	13-2
Playing on Sunday	2-0	4-0	9-0
Playing on Monday		1-0	2-0
Playing on Tuesday			1-0
Playing on Wednesday			2-0
Playing on Thursday	3-2	5-1	7-2
Playing on Friday			1-0
Playing on Saturday	2-0	1-0	3-0
Margin is less than 5 pts.	2-1	1-0	2-1
Margin is between 5-9 pts.	1-0	1-0	1-0
Margin is between 10-19 pts.	1-1	2-1	4-1
Margin is between 20-29 pts.	2-0	3-0	4-0
Margin is between 30-39 pts.		2-0	2-0
Margin is between 40-49 pts.	1-0	2-0	6-0
Margin is 50 pts. or more			6-0
Having a 20-pt. scorer	5-0	8-0	19-0
Having more than one 20-pt scorer	3-0	2-0	8-0
Having a 30-pt. scorer			2-0
Scoring 49 points or less			0-0
Scoring 50-59 points			0-0
Scoring 60-69 points	2-1	2-0	4-1
Scoring 70-79 points	2-0	3-0	4-0
Scoring 80-89 points	1-1	3-1	4-1
Scoring 90-99 points	1-0	2-0	7-0
Scoring 100 points or more	1-0	1-0	6-0
Opponent scores 39 points or less			1-0
Opponent scores 40-49 points		2-0	8-0
Opponent scores 50-59 points	3-0	5-0	10-0
Opponent scores 60-69 points	1-1	2-0	3-1
Opponent scores 70-79 points	3-0	2-0	3-0
Opponent scores 80-89 points			0-0
Opponent scores 90-99 points	0-1	0-1	0-1
Opponent scores 100 points or more			0-0

2025-26 TEAM HIGH / LOW

South Carolina Highs	South Carolina Lows	Category	Opponent Lows	Opponent Highs
121 vs. Queens, 11/23*	64 vs. Texas, 11/27	Points in Game	37, Clemson, 11/11	94, at Oklahoma, 1/22
63 vs. Queens, 11/23 (2nd)	29 vs. Texas, 11/27 (1st)	Points in a Half	13, Clemson, 11/11 (2nd)	44, Vanderbilt, 1/25 (1st)
33 vs. Vanderbilt, 1/25 (1st)	10 vs. Texas, 11/27 (2nd)	Points in a Quarter	2, NC Central, 12/7 (3rd)	28, Vanderbilt, 1/25 (2nd)
33 vs. Winthrop, 11/19 (2nd)	10 vs. Clemson, 11/11 (3rd)		2, Clemson, 11/11 (4th)	
45 at FGCU, 12/20	22 at Texas A&M, 2/2	Field Goals Made	14, at FGCU, 12/20	39, at Oklahoma, 1/22
			14, Clemson, 11/11	
81 at Oklahoma, 1/22	50 at Texas A&M, 2/2	Field Goal Attempts	52, at FGCU, 12/20	81, at Oklahoma, 1/22
.692 (36-52) vs. Tennessee, 2/8	.343 (24-70) at Florida, 1/4	FG Percentage	.229 (16-70), Queens, 11/23	.481 (39-81), at Oklahoma, 1/22
12 vs. Providence, 12/28	1 vs. Duke, 11/26	3-Point FG Made	1, Texas, 1/15	12, Vanderbilt, 1/25
			1, vs. Texas, 11/27	
			1, vs. Southern Cal, 11/15	
29 vs. Providence, 12/28	7 vs. Texas, 11/27	3-Point FG Attempts	6, vs. Texas, 11/27	44, Tennessee, 2/8
.588 (10-17) vs. Vanderbilt, 1/25	.100 (1-10) vs. Duke, 11/26	3-Point FG Percentage	.071 (1-14), vs. SoCal, 11/15	.480 (12-25), Vanderbilt, 1/25
27 vs. NC Central, 12/7	7 vs. Southern Cal, 11/15	Free Throws Made	4, 7x, last, Tennessee, 2/8	15, at Florida, 1/4
27 vs. Queens, 11/23				15, vs. Texas, 11/27
34 vs. NC Central, 12/7	10 vs. Clemson, 11/11	Free Throw Attempts	4, Clemson, 11/11	23, at LSU, 2/14
34 vs. Queens, 11/23				
.941 (16-17) at Auburn, 1/29	.529 (9-17) at FGCU, 12/20	FT Percentage	.400 (4-10), Penn State, 12/14	.923 (12-13), Texas, 1/15
59 at Florida, 1/4	29 vs. Texas, 1/15	Rebounds	18, at FGCU, 12/20	54, at Oklahoma, 1/22
26 vs. Queens, 11/23	10 vs. Texas, 1/15	Assists	5, Mississippi State, 2/5	23, at Oklahoma, 1/22
26 vs. Bowling Green, 11/7	10 at Florida, 1/4			
21 at Coppin State, 1/18	3 vs. Clemson, 11/11	Steals	1, vs. Duke, 11/26	11, at Auburn, 1/29
				11, Bowling Green, 11/7
12 vs. Queens, 11/23	1 at Louisville, 12/4	Blocked Shots	0, Winthrop, 11/19x	10, Alabama, 1/1
21 at Florida, 1/4	5 vs. Penn State, 12/14	Turnovers	9, at LSU, 2/14	36, NC Central, 12/7
21 vs. Grand Canyon, 11/3	6 vs. Georgia, 1/11	Fouls	12, vs. Duke, 11/26	26, Grand Canyon, 11/3

* indicates program record; ^ indicates Staley-era program record

2025-26 INDIVIDUAL SUPERLATIVES

Category	South Carolina	Opponent
Points in Game	34 by Joyce Edwards at USF, 12/18	26 by Aaliyah Chavez, at Oklahoma, 1/22
Points in a Half	26 by Ta'Niya Latson vs. NC Central, 12/7 (2nd)	18 by Mikayla Blakes, Vanderbilt, 1/25 (1st)
Points in a Quarter	14 by Joyce Edwards at Texas A&M, 2/2 (4th)	14 by Mikayla Blakes, Vanderbilt, 1/25 (2nd)
Field Goals Made	14 by Joyce Edwards at FGCU, 12/20	9 by Mikayla Blakes, Vanderbilt, 1/25
	14 by Joyce Edwards at USF, 12/18	9 by Kiyomi McMiller, Penn State, 12/14
Field Goal Attempts	20 by Joyce Edwards vs. Penn State, 12/14	27 by Kiyomi McMiller, Penn State, 12/14
FG Percentage (min 5 FGM)	.933 (14-15) by Joyce Edwards at USF, 12/18	889 (8-9) by Raegan Beers, at Oklahoma, 1/22
3-Point FG Made	5 by Tessa Johnson, 3x, last at Texas A&M, 2/2	5 by Aaliyah Chavez, at Oklahoma, 1/22
	5 by Ta'Niya Latson vs. NC Central, 12/7	
	5 by Ayla McDowell vs. NC Central, 12/7	
3-Point FG Attempts	11 by Tessa Johnson at Texas A&M, 2/2	13 by Talaysia Cooper, Tennessee, 2/8
	11 by Tessa Johnson at Florida, 1/4	
3FG Percentage (min 3 FGM)	.833 (5-6) by Ta'Niya Latson vs. NC Central, 12/7	1.000 (3-3) by Khila Morris, at Coppin State, 1/18
Free Throws Made	10 by Joyce Edwards at Texas A&M, 2/2	6, 5x, last by Salese Blow, at Texas A&M, 2/2
Free Throw Attempts	12 by Joyce Edwards at Texas A&M, 2/2	8, 2x, last, by Jessica Timmons Alabama, 1/1
FT Percentage (min 5 FTM)	1.00 (8-8) by Maryam Dauda at Auburn, 1/29	1.000 (6-6), 4x, last by Salese Blow, at Texas A&M, 2/2
Rebounds	17 by Madina Okot at LSU, 2/14	14 by Raegan Beers, at Oklahoma, 1/22
	17 by Madina Okot at Florida, 1/4	
Assists	11 by Raven Johnson vs. Bowling Green, 11/7	9 by Rori Harmon, vs. Texas, 11/27
Steals	6 by Ta'Niya Latson at USF, 12/18	6 by Anita Franchini, at Texas A&M, 2/2
	6 by Joyce Edwards vs. Penn State, 12/14	
	6 by Raven Johnson vs. NC Central, 12/7	
Blocked Shots	4 by Madina Okot at Arkansas, 1/8	3 by Cody Essence, Alabama, 1/1
	4 by Joyce Edwards vs. Penn State, 12/14	3 by Kennedy Smith, vs. Southern Cal, 11/15
	4 by Madina Okot vs. Bowling Green, 11/7	
Turnovers	7 by Joyce Edwards vs. NC Central, 12/7	9 by Najah Lane, NC Central, 12/7

* indicates program record

^ indicates Staley-era program record

2025-26 TEAM HIGH / LOW – SEC GAMES ONLY

South Carolina Highs	South Carolina Lows	Category	Opponent Lows	Opponent Highs
103 vs. Vanderbilt, 1/25	65 vs. Georgia, 1/11	Points in Game	43, Georgia, 1/11	94, at Oklahoma, 1/22
55 vs. Vanderbilt, 1/25 (1st)	30 vs. Georgia, 1/11(1st)	Points in a Half	14, Georgia, 1/11 (1st)	44, Vanderbilt, 1/25(1st)
33 vs. Vanderbilt, 1/25 (1st)	13 at Auburn, 1/29 (2nd)	Points in a Quarter	6, Mississippi St., 2/5 (3rd) 6, at Auburn, 1/29 (2nd)	28, Vanderbilt, 1/25 (2nd)
40 vs. Vanderbilt, 1/25	22 at Texas A&M, 2/2	Field Goals Made	16, Mississippi St., 2/5	39, at Oklahoma, 1/22
81 at Oklahoma, 1/22	50 at Texas A&M, 2/2	Field Goal Attempts	56, at Texas A&M, 2/2	81, at Oklahoma, 1/22
.692 (36-52) vs. Tennessee, 2/8	.343 (24-70) at Florida, 1/4	FG Percentage	.270 (17-63), Georgia, 1/11	.481 (39-81), at Oklahoma, 1/22
10 vs. Vanderbilt, 1/25	2 vs. Georgia, 1/11	3-Point FG Made	1, Texas, 1/15	12, Vanderbilt, 1/25
21 at Oklahoma, 1/22	10 vs. Tennessee, 2/8	3-Point FG Attempts	9, Texas, 1/15	44, Tennessee, 2/8
21 at Florida, 1/4				
.588 (10-17) vs. Vanderbilt, 1/25	.118 (2-17) vs. Georgia, 1/11	3-Point FG Percentage	.111 (1-9), Texas, 1/15	.480 (12-25), Vanderbilt, 1/25
21 at Florida, 1/4	13 vs. Georgia, 1/11	Free Throws Made	4, 3x, last, Tennessee, 2/8	15, at Florida, 1/4
31 at Florida, 1/4	17 vs. Alabama, 1/1	Free Throw Attempts	5, Tennessee, 2/8	23, at LSU, 2/14
.941 (16-17) at Auburn, 1/29	.621 (18-29) at Arkansas, 1/8	FT Percentage	.571 (4-7), Georgia, 1/11	.923 (12-13), Texas, 1/15
59 at Florida, 1/4	29 vs. Texas, 1/15	Rebounds	24, Tennessee, 2/8	54, at Oklahoma, 1/22
25 vs. Vanderbilt, 1/25	10 vs. Texas, 1/15 10 at Florida, 1/4	Assists	5, Mississippi St., 2/5	23, at Oklahoma, 1/22
13 at Oklahoma, 1/22	6 vs. Georgia, 1/11	Steals	3, Alabama, 1/1	11, at Auburn, 1/29
9 at Arkansas, 1/8	3 vs. Tennessee, 2/8	Blocked Shots	1, Tennessee, 2/8 1, at Texas A&M, 2/2	10, Alabama, 1/1
21 at Florida, 1/4	9 at LSU, 2/14 9 vs. Alabama, 1/1	Turnovers	9, at LSU, 2/14	23, at Arkansas, 1/8
20 at LSU, 2/14	6 vs. Georgia, 1/11	Fouls	13, Mississippi St., 2/5	25, at Texas A&M, 2/2

* indicates program record; ^ indicates Staley-era program record

2025-26 INDIVIDUAL SUPERLATIVES – SEC GAMES ONLY

Category	South Carolina	Opponent
Points in Game	28 by Joyce Edwards at Texas A&M, 2/2	26 by Aaliyah Chavez, at Oklahoma, 1/22
Points in a Half	18 by Joyce Edwards at Texas A&M, 2/2 (2nd)	19 by Mikayla Blakes, Vanderbilt, 1/25 (1st)
Points in a Quarter	14 by Joyce Edwards at Texas A&M, 2/2 (4th)	14 by Mikayla Blakes, Vanderbilt, 1/25 (2nd)
Field Goals Made	11 by Joyce Edwards vs. Alabama, 1/1	11 by Madison Booker, Texas, 1/15
Field Goal Attempts	18 by Joyce Edwards vs. Alabama, 1/1	25 by Madison Booker, Texas, 1/15
FG Percentage (min 5 FGM)	.889 (8-9) by Madina Okot vs. Vanderbilt, 1/25	.889 (8-9) by Raegan Beers, at Oklahoma, 1/22
3-Point FG Made	5 by Tessa Johnson at Texas A&M, 2/2	5 by Aaliyah Chavez, at Oklahoma, 1/22
3-Point FG Attempts	11 by Tessa Johnson at Texas A&M, 2/2 11 by Tessa Johnson at Florida, 1/4	13 by Talaysia Cooper, Tennessee, 2/8
3FG Percentage (min 3 FGM)	.800 (4-5) by Tessa Johnson at LSU, 2/14	.750 (3-4) by Diana Collins, Alabama, 1/1
Free Throws Made	10 by Joyce Edwards at Texas A&M, 2/2	6, 4x, last by Salese Blow, at Texas A&M, 2/2
Free Throw Attempts	12 by Joyce Edwards at Texas A&M, 2/2	7 by Laila Reynolds, at Florida, 1/4
FT Percentage (min 5 FTM)	1.000 (8-8) by Maryam Dauda at Auburn, 1/29	1.000 (6-6), 3x, last by Salese Blow, at Texas A&M, 2/2
Rebounds	17 by Madina Okot at LSU, 2/14 17 by Madina Okot at Florida, 1/4	14 by Raegan Beers, at Oklahoma, 1/22
Assists	8 by Raven Johnson at Texas A&M, 2/2	8 by Aaliyah Chavez, at Oklahoma, 1/22
Steals	5 by Madina Okot vs. Vanderbilt, 1/25 5 by Madina Okot at Florida, 1/4	6 by Anita Franchini, at Texas A&M, 2/2
Blocked Shots	4 by Madina Okot at Arkansas, 1/8	4 by Naomi Jones, Alabama, 1/1
Turnovers	6 by Joyce Edwards vs. Texas, 1/15	6 by Talaysia Cooper, Tennessee, 2/8 6 by Sahara Williams, at Oklahoma, 1/22 6 by Vera Ojenuwa, Georgia, 1/11

* indicates program record

^ indicates Staley-era program record

THE LAST TIME...

INDIVIDUAL

Scored 50 Points

South Carolina 51, Jocelyn Penn vs. Stetson, 1/4/03
Opponent Never

Scored 40 Points

South Carolina 51, Jocelyn Penn vs. Stetson, 1/4/03
Opponent 41, Caitlyn Clark, Iowa, 3/31/23

Scored 30 Points

South Carolina 34, Joyce Edwards at USF, 12/18/25
Opponent 31, DeYona Gaston, Auburn, 2/2/25

Grabbed 20 Rebounds

South Carolina 20, Ashlyn Watkins vs. NC State, 4/5/24
Opponent 24, Teaira McCowan, at Mississippi State, 1/17/19

Grabbed 15 Rebounds

South Carolina 17, Madina Okot, at LSU, 2/14/26
Opponent 15, Sarah Strong, vs. UConn, 4/6/25

Two Players with 20 or More Points

South Carolina Ta'Niya Latson 21/Joyce Edwards 20 vs. Tennessee, 2/8/26
Opponent Azzi Fudd 24/Sarah Strong 24, vs. UConn, 4/6/25

Three or More Players with 20 or More Points

South Carolina T. Latson 24/M. Okot/J. Edwards 22 vs. Winthrop, 11/19/25
Opponent B McCain 29/T Stocks 23/N Mobley 20, Florida, 1/21/01

Two Players with 10 or More Rebounds

South Carolina Madina Okot 10/Agot Makeer 10 vs. Georgia, 1/11/26
Opponent Raegan Beers 14/Sahara Williams 10, at Oklahoma, 1/22/26

Three or More Players with 10 or More Rebounds

South Carolina M. Okot 15/R. Johnson 11/J. Edwards 10 vs. Southern Cal, 11/15/25
Opponent W. Rolle 12/J. Breland 10/L. Broomfield 10, vs. North Carolina, 12/19/10

Had 10 Assists

South Carolina 10, Raven Johnson vs. Winthrop, 11/19/25
Opponent 10, Paige Bueckers, UConn, 2/16/25

Had Five Steals

South Carolina 5, Madina Okot vs. Vanderbilt, 1/25/26
Opponent 6, Anita Franchini, at Texas A&M, 2/2/26

Had Five Blocked Shots

South Carolina 5, Sania Feagin at Ole Miss, 2/27/25
Opponent 5, Rita Igboke, vs. Ole Miss, 3/4/23

Had 20 Points and 20 Rebounds

South Carolina Aliyah Boston (28 pts/22 rebs) vs. N. Carolina, 3/25/22
Opponent Teaira McCowan (26 pts/24 rebs) at Mississippi State, 1/17/19

Two Players had a Double-Double

South Carolina Madina Okot (12 pts/17 rebs) / Joyce Edwards (11 pts/10 rebs) at Florida, 1/4/26
Opponent Raegan Beers (18 pts/14 rebs) / Sahara Williams (12 pts/10 rebs), at Oklahoma, 1/22/26

Three or More Players had a Double-Double

South Carolina L. Amihere (11 pts/11 rebs) / A. Boston (11 pts/12 rebs) / L. Grissett (13 pts/10 rebs) / V. Saxton (19 pts/12 rebs) vs. Charleston, 11/25/20
Opponent Shakira Austin (10 pts/16 rebs) / Kaila Charles (17 pts/10 rebs) / Channise Lewis (10 pts/12 assts), Maryland, 11/18/18

Had a Triple-Double

South Carolina Chloe Kitts (16 pts/13 rebs/10 assts) at Ole Miss, 2/27/25
Opponent Never

TEAM

Scored 100 Points

South Carolina 103 vs. Vanderbilt, 1/25/26
Opponent 103, Clemson, 11/21/03

Won by 50 or More Points

South Carolina 105-43 (62) at FGCU, 12/20/25
Opponent 97-39 (58) at UConn, 12/17/07

Won by 40-49 Points

South Carolina 93-50 (43) vs. Tennessee, 2/8/26
Opponent 43-88 (45) at Vanderbilt, 1/9/05

Overcame More Than 15-Point Deficit to Win

South Carolina 18 (16-34) 6:24 in 2nd qtr. vs. Stanford, 12/21/21*
Opponent 16 (21-37) 1:43 in 2nd qtr., at Tennessee, 2/18/21

Shot 65.0% or Better from the Field

South Carolina .692 (36-52) vs. Tennessee, 2/8/26
Opponent Never

Shot 60.0-64.9% from the Field

South Carolina .615 (40-65) vs. Vanderbilt, 1/25/26
Opponent .604 (29-48), Vanderbilt, 1/18/01

Shot 50.0-59.9% from the Field

South Carolina .548 (34-62) vs. Mississippi State, 2/5/26
Opponent .500 (25-50), Auburn, 2/2/25

No Players in Double-Figure Points

South Carolina at Auburn, 1/19/12
Opponent at Georgia, 2/6/25

Five Players in Double-Figure Points

South Carolina vs. Tennessee, 2/8/26
Opponent at Oklahoma, 1/22/26

More Than Five Players in Double-Figure Points

South Carolina 6 vs. Providence, 12/28/25
Opponent 5, at UCLA, 11/24/24

Faced AP Top-25 Opponent

Win 93-50 vs. Tennessee, 2/8/26
Loss 82-94 (OT) at No. 16 Oklahoma, 1/22/26

Faced AP Top-10 Opponent

Win 79-72 at No. 6 LSU, 2/14/26
Loss 58-87 vs. No. 7 UConn, 2/16/25

Faced AP Top-5 Opponent

Win 103-74 vs. No. 5 Vanderbilt, 1/25/26
Loss 66-64 vs. No. 4 Texas, 11/27/25

Faced AP No. 1 Team

Win 64-45 vs. Texas, 3/9/25 (SEC Tournament championship)
Loss 68-93 vs. Baylor, 3/30/19 (NCAA Sweet 16)

Overtime Game

Win 64-57 at Ole Miss, 2/19/23
Loss 82-94 at No. 16 Oklahoma, 1/22/26

Double-Overtime Game

Win 82-73 at Purdue, 12/16/18
Loss 92-94 at Clemson, 11/19/09

South Carolina Was Ranked (AP Poll)

No. 1 No. 1, 11/18/24
Top 5 No. 3, 2/16/26
Top 10 No. 6, 2/24/25
Top 25 No. 15, 3/19/19

* indicates program record

TEAM			INDIVIDUAL		
Scoring			Scoring		
Most	Points		Most	Points	
1. vs. Saint Peter's, 11/22/16, 1st qtr.	37		1. Kaela Davis at Auburn, 1/5/17, 1st qtr.	19	
2. vs. Florida, 2/13/25, 1st qtr.	36		2. A'ja Wilson vs. Notre Dame, 11/26/17, 4th qtr.	18	
at Kentucky, 1/12/23, 4th qtr.	36		3. Alexis Jennings at Florida, 2/17/19, 3rd qtr.	17	
vs. Alabama, 2/3/22, 1st qtr.	36		4. Zia Cooke at Georgia, 1/2/23, 4th qtr.	15	
at Vanderbilt, 1/12/20, 3rd qtr.	36		Aliyah Boston vs. Florida, 12/31/20, 2nd qtr.	15	
vs. Alabama State, 3rd qtr.	36		M. Herbert Harrigan vs. TX A&M, 3/1/20, 1st qtr.	15	
			Kaela Davis vs. Quinnipiac, 3/25/17, 3rd qtr.	15	
			Tina Roy vs. Arkansas, 1/3/16, 3rd qtr.	15	
Fewest	Points		Rebounding		
1. vs. App State, 12/5/18, 4th qtr.	5		Most	Rebs	
2. vs. Oregon State, 3/23/21, 4th qtr.	6		1. Madina Okot at LSU, 2/14/26, 3rd qtr.	9	
vs. Indiana, 11/28/19, 4th qtr.	6		Kamilla Cardoso vs. Ole Miss, 3/4/23, 2nd qtr.	9	
vs. St. John's, 11/25/17, 2nd qtr.	6		Aliyah Boston vs. N. Carolina, 3/25/22, 4th qtr.	9	
vs. Stanford, 3/31/17, 2nd qtr.	6		LeLe Grissett at Vanderbilt, 1/14/21, 4th qtr.	9	
vs. UCLA, 12/18/16, 1st qtr.	6		Aliyah Boston vs. UConn, 2/10/20, 1st qtr.	9	
			Aliyah Boston vs. Arkansas, 1/9/20, 1st qtr.	9	
			Alaina Coates at Arkansas, 2/5/17, 1st qtr.	9	
			Alaina Coates at Georgia, 1/26/17, 2nd qtr.	9	
Fewest Allowed	Points				
1. vs. Texas, 3/30/21, 4th qtr.	0				
at Vanderbilt, 1/14/21, 2nd qtr.	0				
at Ole Miss, 1/30/20, 1st qtr.	0				
4. vs. NC Central, 12/7/25 3rd qtr.	2				
vs. Clemson, 11/11/25, 4th qtr.	2				
4 other times	2				
Most Allowed	Points				
1. vs. Baylor, 12/2/18, 1st qtr.	32				
at Maryland, 11/13/17, 4th qtr.	32				
vs. Kentucky, 2/26/17, 4th qtr.	32				
4. vs. Arkansas, 3/8/19, 3rd qtr.	30				
vs. Connecticut, 3/26/18, 1st qtr.	30				
vs. Syracuse, 3/25/16, 4th qtr.	30				
Margin of Difference					
Lead	Score	Margin			
1. vs. Alabama State, 11/5/19, 3rd qtr.	36-9	+37			
2. vs. App State, 11/17/19, 1st qtr.	35-3	+32			
3. vs. NC Central, 12/7/25, 3rd qtr.	28-2	+26			
vs. Charleston, 11/25/20, 3rd qtr.	34-8	+26			
vs. USC Upstate, 11/21/19, 3rd qtr.	33-7	+26			
vs. Arkansas, 1/3/16, 2nd qtr.	35-9	+26			
Deficit	Score	Margin			
1. vs. UConn, 2/1/18, 2nd qtr.	8-29	-21			
2. at Tennessee, 2/15/18, 3rd qtr.	9-29	-20			
3. vs. Baylor, 12/2/18, 1st qtr.	13-32	-19			
at Mississippi State, 2/5/18, 4th qtr.	9-28	-19			
5. vs. Indiana, 11/28/19, 4th qtr.	6-24	-18			
vs. Connecticut, 3/26/18, 1st qtr.	12-30	-18			
Field Goals					
Made	FGM				
1. at Florida, 2/27/20, 1st qtr.	15				
vs. Saint Peter's, 11/22/16, 1st qtr.	15				
3. vs. Florida, 2/13/25, 1st qtr.	14				
vs. Coastal Carolina, 12/21/22, 1st qtr.	14				
vs. Alabama, 2/3/22, 1st qtr.	14				
vs. App State, 11/17/19, 1st qtr.	14				
vs. Notre Dame, 11/26/17, 4th qtr.	14				
vs. Arkansas, 1/3/16, 2nd qtr.	14				
Attempts	FGA				
1. vs. Arkansas, 3/7/20, 4th qtr.	28				
2. vs. Duke, 11/26/25, 2nd qtr.	26				
3. vs. Arkansas, 2/20/25, 3rd qtr.	25				
vs. Oklahoma, 1/19/25, 2nd qtr.	25				
vs. Purdue, 11/30/24, 1st qtr.	25				
vs. Howard, 3/18/22, 1st qtr.	25				
vs. Arkansas, 1/9/20, 3rd qtr.	25				
Highest Percentage			FGM-A Pct		
1. vs. Vanderbilt, 3/7/25 4th qtr.	10-11	.909			
2. vs. Kentucky, 3/5/16, 4th qtr.	11-13	.846			
3. at Georgia, 1/2/23, 4th qtr.	5-6	.833			
4. vs. Bowling Green, 11/7/25, 4th qtr.	9-11	.818			
at Kentucky, 1/21/18, 3rd qtr.	9-11	.818			
Lowest Percentage			FGM-A Pct		
1. vs. Ole Miss, 3/5/22, 4th qtr.	0-5	.000			
2. vs. Georgia, 1/12/17, 2nd qtr.	1-12	.083			
3. vs. NC State, 12/3/20, 2nd qtr.	2-19	.105			
4. at Mississippi State, 1/8/23, 3rd qtr.	2-18	.111			
at Iowa					



ALL-TIME SELLOUTS

18,478	Georgia, 2/18/24
18,167	UConn, 2/11/24
18,000	Kentucky, 3/2/25
18,000	UConn, 2/16/25
18,000	Auburn, 2/2/25
18,000	LSU, 1/24/25
18,000	Oklahoma, 1/19/25
18,000	Texas, 1/12/25
18,000	East Carolina, 11/17/24
18,000	Tennessee, 3/3/24
18,000	Ole Miss, 2/5/24
18,000	Vanderbilt, 1/28/24
18,000	Georgia, 2/26/23
18,000	LSU, 2/12/23
18,000	Tennessee, 2/20/22
18,000	Texas A&M, 3/1/20
18,000	UConn, 2/10/20
18,000	Mississippi State, 3/3/19
18,000	UConn, 2/1/18
18,000	Kentucky, 2/26/17
18,000	UConn, 2/8/16

YEAR-BY-YEAR RECORD

Year	Record	Pct.	Att. Avg.
2002-03	14-2	.875	3,244
2003-04	5-6	.455	1,828
2004-05	8-9	.471	1,764
2005-06	12-5	.706	1,455
2006-07	15-5	.750	1,845
2007-08	12-6	.667	1,802
2008-09	6-9	.400	2,793
2009-10	7-5	.583	3,442
2010-11	14-5	.737	2,996
2011-12	12-3	.800	3,139
2012-13	12-3	.800	4,082
2013-14	16-0	1.000	6,371
2014-15	16-0	1.000	12,293
2015-16	16-1	.941	14,364
2016-17	15-1	.938	12,277
2017-18	15-2	.882	13,239
2018-19	11-4	.733	11,542
2019-20	15-0	1.000	12,185
2020-21	10-1	.909	3,500*
2021-22	16-0	1.000	12,268
2022-23	17-0	1.000	12,942
2023-24	17-0	1.000	16,067
2024-25	16-1	.941	16,437
2025-26	14-0	1.000	15,880
Total	311-68	.821	8,031*
Staley Era	245-35	.875	10,257*

* 2020-21 attendance not counted in average or streaks due to COVID-19 restrictions

In women's basketball, Colonial Life Arena has become one of the most feared places to play as enormous crowds fill the building with passion for the Gamecocks.

The state of South Carolina has rallied around head coach Dawn Staley's program in unprecedented numbers as the Gamecocks have led the nation in average attendance in each of the last 10 seasons and boast 21 sellouts (18,000) in the last 10 seasons of full capacity arenas.

Colonial Life Arena is more than just the home of South Carolina men's and women's basketball, though. It is also a thriving entertainment venue that the city of Columbia and its surrounding metropolitan area are able to enjoy throughout the year.

Colonial Life Arena is the largest arena in the state of South Carolina with 18,000 seats, and the 10th-largest on-campus basketball facility in the nation. Located on the beautiful University of South Carolina campus, this one-of-a-kind facility features 41 suites, four entertainment suites, and the Frank McGuire Club, a full-service hospitality room that has a capacity of 300. The state-of-the-art facility also features plush seating, a technologically advanced sound system and a one-of-a-kind selection of unique concession foods that will delight fans of all ages.

In Summer 2017, a 12-display center-hung video board and ribbon boards were added to the arena bowl at a cost of \$4.2 million. The center-hung board features four convex-curved main displays that measure approximately 12' x 20' and can show any combination of live video, instant replays, statistics and game information, graphics and animations, and sponsorship messages.

The Arena has hosted numerous sold out shows, including Barnum and Bailey Circus, Paul McCartney, country superstars Kenny Chesney and Taylor Swift, WWE Wrestling, Kanye West and numerous other acts.

The largest building ever constructed at the University of South Carolina at 342,000 square feet, the Arena has an intimate double-deck design that puts every seat close to the action. The cantilever of the upper deck over the lower deck extends further than any other arena of its size with great sight lines.

Two spacious locker rooms for Gamecock men's and women's basketball include team meeting rooms, recruiting rooms, coaches locker rooms and an athletic training room.

COLONIAL LIFE ARENA NOTABLES

- 10-Time National Attendance Leader (2015-present)
- NCAA Tournament Host in 2015, 2016, 2017, 2018, 2022, 2023, 2024
- 153 consecutive regular-season games with at least 10,000 fans (Jan. 2, 2015-present)*
- 21 official sellouts (18,000) since 2015-16 season
- 6 undefeated seasons
- Longest home win streak – 71 games (12/17/20-2/13/25)

* 2020-21 attendance not counted in average or streaks due to COVID-19 regulation restrictions

"It is a beautiful thing to see unfold because a lot of people really didn't think it could get done. I tip my hat to Gamecock Nation for making this a wonderful place and creating a home court advantage that allows us to win close basketball games."

– South Carolina Head Coach Dawn Staley



Head Coach DAWN STALEY

18th Season at South Carolina
26th Season in Career

Since thrusting South Carolina into the national spotlight when she was hired in May 2008, Dawn Staley has made the Gamecocks a mainstay in the battle for SEC and national championships. The Naismith Memorial Basketball Hall of Fame inductee as a player is angling for another induction as a coach with her standing as one of five head coaches with at least three women's basketball National Championships and the only Black basketball head coach with multiple national titles, one of five head coaches to lead an undefeated team to a National Championship, and the first Black head coach of the USA Basketball Senior National Team.

In Staley's 18 seasons at the helm of the Gamecocks, highlights include:

- Three National Championships (2017, 2022, 2024)
- Seven NCAA Final Fours in the last 10 tournaments (2015, 2017, 2021, 2022, 2023, 2024, 2025)
- Ranking in the AP Top 25 every week since Dec. 10, 2012, the second-longest active streak in the nation and sixth-longest all-time (263)
- 38 straight weeks at No. 1 in the AP Poll, just the third program to go wire-to-wire in back-to-back seasons
- 86 total weeks at No. 1 in the AP Poll, the third-most in the history of that poll
- Eight 30-win seasons, including a program-record 38 wins in 2023-24
- Nine SEC regular-season championships (2014, 2015, 2016, 2017, 2020, 2022, 2023, 2024, 2025)
- Nine SEC Tournament titles (2015, 2016, 2017, 2018, 2020, 2021, 2023, 2024, 2025)
- SEC-record 57 consecutive league regular-season victories, which ranks sixth in NCAA history for conference win streaks
- Four top-two recruiting classes (#2 in 2024, #1 in 2021, #1 in 2019, #2 in 2014)
- 11 NCAA Attendance titles (2015, 2016, 2017, 2018, 2019, 2020, 2021*, 2022, 2023, 2024, 2025)
- 18 WNBA Draft selections, including 11 first-round and two overall No. 1 picks

While her coaching career is in full bloom, Staley is still recognized for her body of work as a one of the most decorated participants in United States women's basketball history. The Naismith Memorial Basketball Hall of Fame solidified that legacy with her enshrinement as part of the Class of 2013. The Phoenix Club of Philadelphia established the Dawn Staley Award recognizing the nation's top guard in women's Division I basketball in 2013 as well. Staley was inducted into the Women's Basketball Hall of Fame as part of the Class of 2012, and she was part of the FIBA Hall of Fame Class of 2025.

In her 26th season as a head coach, Staley has led her college teams to 15 25-win seasons, a total of 21 postseason appearances (two WNIT) and 222 weeks in the Associated Press top 10, including 86 in the No. 1 spot – the third most times in the top spot in the history of that poll. Her .778 winning percentage (672-192) ranks eighth in the nation among active head coaches and 10th all-time.

Also a force in USA Basketball, Staley was named the U.S. Women's National Team head coach for 2017-21, leading the U.S. to 2018 FIBA World Cup gold to earn USA National Coach of the Year honors that year, adding gold medals at the 2019 and 2021 FIBA AmeriCups and stretching the U.S. Olympic gold medal streak to seven straight at the 2020 Tokyo Olympic Games, for which she again earned Coach of the Year honors. Prior to that appointment, Staley led three other U.S. teams to gold medals – 2015 FIBA U19 World Championships, 2014 FIBA U18 Americas Championship, 2007 Pan Am Games – and served as an assistant on the Senior National Team 2006-08 and again 2014-16, during which the U.S. claimed gold in the 2014 FIBA World Championship and the 2008 and 2016 Olympics.

STALEY AT SOUTH CAROLINA YEAR-BY-YEAR

Year	School	Record	Conf. Rec.	Conf. Finish	Postseason
2008-09	South Carolina	10-18	2-12	11th	
2009-10	South Carolina	14-15	7-9	T-7th	
2010-11	South Carolina	18-15	8-8	T-5th	WNIT 2nd Round
2011-12	South Carolina	25-10	10-6	T-4th	NCAA Sweet 16
2012-13	South Carolina	25-8	11-5	T-4th	NCAA 2nd Round
2013-14	South Carolina	29-5	14-2	1st	NCAA Sweet 16
2014-15	South Carolina	34-3	15-1	T-1st	SEC Tourn. Champ./NCAA Final Four
2015-16	South Carolina	33-2	16-0	1st	SEC Tourn. Champ./NCAA Sweet 16
2016-17	South Carolina	33-4	14-2	1st	SEC Tourn. Champ./NCAA Champ.
2017-18	South Carolina	29-7	12-4	T-2nd	SEC Tourn. Champ./NCAA Elite Eight
2018-19	South Carolina	23-10	13-3	2nd	NCAA Sweet 16
2019-20	South Carolina	32-1	16-0	1st	SEC Tourn. Champ./NCAA canceled
2020-21	South Carolina	26-5	14-2	2nd	SEC Tourn. Champ./NCAA Final Four
2021-22	South Carolina	35-2	15-1	1st	NCAA Champion
2022-23	South Carolina	36-1	16-0	1st	SEC Tourn. Champ./NCAA Final Four
2023-24	South Carolina	38-0	16-0	1st	SEC Tourn., Champ./NCAA Champ
2024-25	South Carolina	35-4	15-1	T-1st	SEC Tourn. Champ./NCAA Runner-Up
2025-26	South Carolina	25-2	11-1		
At Temple	8 seasons	17-80	99-25	3 A-10 Titles	4 A-10 Tourn. Titles, 6 NCAA appearances
At SC	18th season	500-112	225-57	9 SEC Titles	9 SEC Trn. Titles, 3 NCAA Titles
Career	26th season	672-192	324-82		

STALEY HIGHLIGHTS

Coaching Highlights

College

- 18 NCAA Tournament Appearances (12 at SC)
- 3x NCAA National Champion (2017, 2022, 2024)
- 7 30-Win Seasons
- 10 Regular-Season Conference Titles (SEC 2014, 2015, 2016, 2017, 2020, 2022, 2023, 2024, 2025; A-10 2008)
- 12 Conference Tournament Titles (SEC 2015, 2016, 2017, 2018, 2020, 2021, 2023, 2024; A-10 2002, 2004, 2005, 2006)
- 5-time National Coach of the Year (2014, 2020, 2022, 2023)
- 4-time WBCA Region Coach of the Year (Region 3 2014, 2015, 2016; Region 1 2005)
- 9x Conference Coach of the Year (SEC 2014, 2015, 2016, 2020, 2022, 2023, 2024; A-10 2004, 2005)

USA Basketball

- Senior National Team Head Coach (2017-21) – Tokyo Olympics gold (2020); FIBA AmeriCup gold (2021); co-National Coach of the Year (2021); FIBA AmeriCup gold (2019), FIBA World Cup gold (2018), National Coach of the Year (2018)
- Senior National Team Asst. Coach (2006-08, 2014-16) – Rio Olympics gold medal (2016), FIBA World Championship gold medal (2014), Beijing Olympics gold medal (2008), FIBA Americas Championship gold medal (2007), FIBA World Championship bronze medal (2006)
- U19 National Team Head Coach – FIBA U19 World Championship gold medal (2015), co-National Coach of the Year (2015)
- U18 National Team Head Coach – FIBA U18 Americas Championship gold medal (2014)
- Pan Am Games Head Coach – Gold medal (2007)

Playing Highlights

U.S. Professional – 11 seasons

- Five-time WNBA All-Star (2001, 2002, 2003, 2005, 2006)
- Two-time ABL All-Star (1997, 1998)
- WNBA All-Decade Team

USA Basketball

- Olympic gold medalist (1996, 2000, 2004)
- Flag bearer for U.S. in Olympic Games Opening Ceremony (2004)
- Two-time USA Basketball Female Athlete of the Year (1994, 2004)

College – Virginia (1989-92)

- Kodak All-America (1990, 1991, 1992)
- Honda-Broderick Cup Award for Collegiate Female Athlete of the Year (1991)
- Two-time ACC Player of the Year (1991, 1992)
- NCAA Tournament MOP (1991)

Other Notables

- FIBA Hall of Fame, Class of 2025
- Naismith Mem. Basketball Hall of Fame, Class of 2013
- Order of the Palmetto Recipient (2013)
- Women's Basketball Hall of Fame, Class of 2012
- Two-time Wanamaker Award (1997, 2005)
- Henry P. Iba Citizenship Award (2007)

In her 19th season at the helm of the Gamecocks, Staley has been named National Coach of the Year five times (2014, 2020, 2022, 2023, 2024). Her 2020 unanimous selection made her the first former Naismith Player of the Year to earn the Naismith Coach of the Year award, and she became the first men's or women's coach to claim the award in three straight seasons 2022-24. She is a seven-time SEC Coach of the Year and was the 2012 BCA Female Coach of the Year. She is the only Gamecock basketball coach – men's or women's – to amass 300 victories at South Carolina and became the fastest coach to 200 wins in program history, needing just 277 games at South Carolina to reach the plateau. She is the program's all-time winningest coach with 500 wins, a .817 (499-112) winning percentage and a program-record 14 postseason appearances. She is just the fourth head coach to reach 500 wins at an SEC school while it was in the league.

In the vaunted SEC, Staley's 225 league wins are the most among active league coaches and third all-time, trailing just Women's Basketball Hall of Fame Inductees Andy Landers (Georgia, 273) and Pat Summitt (Tennessee, 306). She was the second fastest to 200 league wins (255 games), trailing only Summitt at 229. Her .798 SEC winning percentage (225-57) is second only to Summitt (.874) in league history. Her Gamecocks are the only SEC program with multiple 16-0 seasons in league history, hitting that mark four times (2015-16, 2019-20, 2022-23, 2023-24). Staley's back-to-back SEC undefeated seasons helped the Gamecocks to an SEC-record 57-game win streak in league play, which ranks sixth in NCAA history for conference win streaks.

In addition to coaching two National Players of the Year, two National Defensive Players of the Year and a National Freshman of the Year, Staley has helped 13 Gamecocks collect 29 All-America selections, three to pick up seven SEC Player of the Year honors, four to earn SEC Defensive Player of the Year recognition a total of eight times, three to SEC 6th Player of the Year honors and six to capture SEC Freshman of the Year. She has coached 23 Gamecocks to All-SEC honors a combined 44 times, including 22 first-team selections. Since her first Gamecock was selected in the 2015 WNBA Draft, a total of 18 South Carolina have been chosen, which is the second-most of any program in that timeframe. Of those 18, 11 have been first-round picks, highlighted by two No. 1 overall picks since 2018. Three Gamecocks have been named WNBA Rookie of the Year and have amassed 13 All-Star selections. Aja Wilson went on to become a three-time WNBA MVP and two-time WNBA Defensive Player of the Year.



SOUTH CAROLINA DAWN STALEY ERA SINGLE-GAME RECORDS

Scoring

Most	Points
1. vs. Queens, 11/23/25	121
2. vs. Charleston, 11/25/20	119
3. 2x, last, vs. Bowling Green, 11/7/25	114

Fewest	Points
1. at Stanford, 11/26/10	32*
2. vs. Georgia, 3/4/11	34
3. vs. Mississippi State, 3/5/09	39

Fewest Allowed	Points
1. vs. Mississippi Valley State, 11/24/23	19*
2. vs. Howard, 3/18/22	21
vs. South Carolina State, 12/14/11	21

Most Allowed	Points
1. at Connecticut, 2/11/19	97
2. vs. Arkansas, 3/8/19	95
3. 4x, most recent, at Oklahoma, 1/22/26 (OT)	94

Margin of Victory	Score	Margin
1. vs. Miss. Valley State, 11/24/23	101-19	+82
2. vs. Charleston, 11/25/20	119-38	+81
3. vs. Queens, 11/23/25	121-49	+72

Margin of Defeat	Score	Margin
1. at Stanford, 11/26/10	32-70	-38
2. vs. Georgia, 3/4/11	34-66	-32
3. vs. Stanford, 12/19/08	47-78	-31

Field Goals

Made	FGM
1. at FGCU, 12/20/25	45
2. at USF, 12/18/25	44
vs. Clemson, 11/16/23	44

Attempts	FGA
1. vs. Clemson, 11/16/23	83
vs. Maryland, 11/12/23	83
3. 2x, most recent, vs. Arkansas, 2/20/25	82

Highest Percentage (Min. 24 FGM)	FGM-A	Pct
1. vs. Tennessee, 2/8/26	36-52	.692
2. vs. Morgan State, 12/6/23	41-60	.683
3. at Texas A&M, 1/21/24	39-58	.672

Lowest Percentage	FGM-A	Pct
1. at Stanford, 11/26/10	12-55	.218
2. vs. Georgia, 3/4/11	12-52	.231
3. at Florida, 1/20/13	15-64	.234

Lowest %age Allowed	FGM-A	Pct
1. vs. Miss. Valley State, 11/24/23	8-67	.119*
2. vs. South Carolina State, 12/14/11	6-48	.125
3. vs. Howard, 3/18/22	8-54	.148

Highest %age Allowed (Min. 24 FGM)	FGM-A	Pct
1. vs. UConn, 3/26/18	37-63	.587
2. vs. UConn, 2/11/19	37-65	.569
3. 2x, most recent vs. UConn, 12/28/08	35-62	.565

3-Point Field Goals

Made	3FGM
1. vs. Minnesota, 12/11/16	16
2. vs. Temple, 12/21/18	15
3. 2x, most recent, vs. App. State, 12/5/18	14

Attempts	3FGA
1. vs. Howard, 3/18/22	38
2. vs. Minnesota, 12/11/16	33
3. vs. Syracuse, 3/25/16	32

Percentage (Min. 10 3FGM)	3FGM-A	Pct
1. vs. ETSU, 11/22/18	11-16	.688
2. vs. Tennessee Tech, 3/21/24	12-19	.632
3. vs. Quinnipiac, 3/25/17	10-16	.625

Free Throws

Made	FTM
1. vs. Savannah State, 12/14/14	34
vs. Oregon State, 3/25/14	34
3. 3x, most recent, vs. Missouri, 1/10/16	32

Attempts	FTA
1. at Mississippi State, 1/6/13	50
2. vs. Savannah State, 12/28/13	48
3. 2x, most recent, vs. Charleston, 11/25/20	47

Percentage (Min. 26 FTM)	FTM-A	Pct
1. vs. Arkansas, 1/22/23	27-33	.818
2. vs. ETSU, 11/22/18	28-35	.800
vs. Hampton, 11/20/16	28-35	.800

Rebounding

Total	Rebs
1. vs. Arkansas, 1/22/23	74
2. vs. Clemson, 11/16/23	73
vs. Charleston, 11/25/20	73

Margin	Rebs	Margin
1. vs. Arkansas, 1/22/23	74-17	+57
2. vs. Hampton, 11/27/22	62-15	+47
3. vs. Clemson, 11/16/23	73-27	+46

Offensive	Off. Rebs
1. vs. Arkansas, 1/22/23	32
2. vs. Tennessee, 2/20/22	31
3. 2x, most recent, vs. Purdue, 11/30/24	30

Turnovers

Fewest	TOs
1. vs. Purdue, 11/30/24	4
at Tennessee, 2/2/12	4
2. vs. Penn State, 12/14/25	5
10 other times	5

Most	TOs
1. at Wake Forest, 12/3/08	32
2. 3x, most recent, at Ole Miss, 2/25/16	29

Assists

1. at Kentucky, 2/25/24	30
vs. Clemson, 11/16/23	30
vs. Maryland, 11/12/23	30

Steals

1. at Alabama State, 11/11/18	22
2. 4x, most recent, at Coppin State, 1/18/26	21

Blocked Shots

1. vs. Presbyterian, 12/16/23	17*
vs. Appalachian State, 11/17/19	17*
3. 5x, most recent, vs. South Dak. St., 11/20/23	16

* indicates also a school record

30

MARYAM DAUDA

6-4 • Sr. • Forward • Bentonville, Ark.

Major: Retail Innovation (Master's)



Full Bio



IG: @maryamdauda44 • X: @maryamdauda30 • TIKTOK: maryamdauda9

Career Notables

- Has played in at least 32 games every year of her college career, including averaging 15.5 minutes in 45 SEC contests while at Arkansas and South Carolina
- Helped South Carolina to SEC regular-season and tournament titles as well as to the NCAA national championship game in her first season with the Gamecocks
- Was most productive her sophomore season at Arkansas, ranking 21st in the nation in blocks per game and leading the SEC in the category in conference play
- Graduated in August 2025 with a bachelor's degree in services management with a minor in economics

Season Highlights

- Has played in 24 games, averaging 11.6 minutes
- Has seven games of five or more rebounds
- Played 16 second-half minutes at Auburn (Jan. 29), giving the Tigers problems with five rebounds and a career-best 8-of-8 at the free throw line
- Hit a Gamecock career-high four field goals against Queens (Nov. 23)
- Dominated the second quarter against Bowling Green (Nov. 7), posting five points and five rebounds (four offensive) in her 3:26 on the court ... finished game tying Gamecock career highs of eight rebounds and 21 minutes

Awards

At South Carolina

SEC Academic Honor Roll (2025)

At Arkansas

2x SEC Academic Honor Roll (2022, 2023)

High School

McDonald's All-American (2021)

Miscellaneous

	Season	Career	Record
Double-Doubles	0	2 [^]	1-1
20+ Points	0	1 [^]	0-1
10+ Points	1	23 [^]	13-10
10+ Rebounds	0	5 [^]	4-1
5+ Blocks	0	1 [^]	1-0
Tm-High Points	0	5 [^]	1-4
Tm-High Rebs.	0	5 [^]	2-3

Career Highs

Pts	22 at Tulsa, 3/21/24 [*]
FG	9 at Tulsa, 3/21/24 [*]
FGA	17 vs. South Carolina, 2/29/24 [*]
3FG	4 at LSU, 1/21/24 [*]
3FGA	12 vs. South Carolina, 2/29/24 [*]
FT	8 at Auburn, 1/29/26
FTA	8 at Auburn, 1/29/26
Reb	13 vs. Mississippi State, 1/11/24 [*]
Off Reb	7 at Alabama, 1/14/24 [*]
Blk	10 at Alabama, 1/14/24 [*]
Stl	4 vs. Georgia, 1/7/24 [*]
Asst	5 at Alabama, 1/14/24 [*]
Min	40 at Alabama, 1/14/24 [*]

SEC Career Highs

Pts	19 vs. South Carolina, 2/29/24 [*]
FG	8 vs. Missouri, 2/18/24 [*]
FGA	17 vs. South Carolina, 2/29/24 [*]
3FG	4 at LSU, 1/21/24 [*]
3FGA	12 vs. South Carolina, 2/29/24 [*]
FT	8 at Auburn, 1/29/26
FTA	8 at Auburn, 1/29/26
Reb	13 vs. Mississippi State, 1/11/24 [*]
Off Reb	7 at Alabama, 1/14/24 [*]
Blk	10 at Alabama, 1/14/24 [*]
Stl	4 vs. Georgia, 1/7/24 [*]
Asst	5 at Alabama, 1/14/24 [*]
Min	40 at Alabama, 1/14/24 [*]

2025-26 GAME-BY-GAME

Opponent	Date	GS	MIN	FG-FGA	PCT	3FG-3FGA	PCT	FT-FTA	PCT	OFF	DEF	TOT	AVG	PF	A	TO	BLK	STL	PTS	AVG
Grand Canyon	11/03/2025		09:58	0-0	.000	0-0	.000	0-0	.000	0	2	2	2.0	1	0	0	0	0	0	0.0
Bowling Green	11/07/2025		20:53	2-3	.667	0-0	.000	5-6	.833	4	4	8	5.0	1	0	2	1	1	9	4.5
Clemson	11/11/2025		15:59	1-4	.250	0-1	.000	0-0	.000	3	4	7	5.7	1	0	1	1	1	2	3.7
vs Southern California	11/15/2025		06:53	1-2	.500	0-0	.000	0-0	.000	2	1	3	5.0	1	0	1	1	1	2	3.3
Winthrop	11/19/2025		11:43	0-2	.000	0-1	.000	0-2	.000	0	1	1	4.2	2	1	1	1	0	0	2.6
Queens (NC)	11/23/2025		16:45	4-7	.571	0-2	.000	1-2	.500	0	5	5	4.3	2	0	2	1	0	9	3.7
vs Duke	11/26/2025		10:35	0-1	.000	0-0	.000	0-0	.000	2	4	6	4.6	3	0	0	0	0	0	3.1
vs Texas	11/27/2025		02:09	0-0	.000	0-0	.000	0-0	.000	0	0	0	4.0	0	0	1	0	0	0	2.8
N.C. Central	12/07/2025		18:15	2-6	.333	0-2	.000	2-2	1.000	3	4	7	4.3	0	2	0	3	0	6	3.1
Penn St.	12/14/2025		18:12	1-2	.500	0-0	.000	1-4	.250	3	0	3	4.2	1	0	1	0	1	3	3.1
at South Fla.	12/18/2025		19:21	0-2	.000	0-2	.000	0-0	.000	0	7	7	4.5	1	1	2	1	0	0	2.8
at FGCU	12/20/2025		18:29	5-7	.714	2-4	.500	0-0	.000	1	2	3	4.3	1	1	2	0	0	12	3.6
Providence	12/28/2025		07:59	1-3	.333	0-1	.000	0-0	.000	0	1	1	4.1	0	0	0	0	1	2	3.5
Alabama	01/01/2026		08:13	0-0	.000	0-0	.000	0-0	.000	0	2	2	3.9	0	0	1	0	0	0	3.2
at Florida	01/04/2026		09:33	0-0	.000	0-0	.000	1-2	.500	1	2	3	3.9	1	0	0	1	0	1	3.1
at Arkansas	01/08/2026		18:29	1-3	.333	1-1	1.000	0-0	.000	1	2	3	3.8	3	2	1	1	0	3	3.1
Georgia	01/11/2026		05:41	0-0	.000	0-0	.000	0-0	.000	1	1	2	3.7	1	0	0	0	0	0	2.9
at Coppin St.	01/18/2026		15:00	0-2	.000	0-0	.000	0-0	.000	2	3	5	3.8	0	1	2	1	0	0	2.7
at Oklahoma	01/22/2026		03:15	0-1	.000	0-1	.000	1-2	.500	1	0	1	3.6	1	0	0	0	0	1	2.6
at Auburn	01/29/2026		15:35	0-1	.000	0-0	.000	8-8	1.000	2	3	5	3.7	0	0	1	1	0	8	2.9
at Texas A&M	02/02/2026		06:01	0-0	.000	0-0	.000	1-2	.500	1	1	2	3.6	0	0	1	1	0	1	2.8
Mississippi St.	02/05/2026		11:54	1-1	1.000	0-0	.000	0-0	.000	0	0	0	3.5	1	0	0	0	1	2	2.8
Tennessee	02/08/2026		04:16	0-0	.000	0-0	.000	0-0	.000	0	1	1	3.3	0	0	0	0	0	0	2.7
at LSU	02/14/2026		03:57	0-1	.000	0-1	.000	0-0	.000	0	1	1	3.3	0	0	0	1	0	0	2.5

CAREER YEAR-BY-YEAR

SEASON	TEAM	GP-GS	MIN/AVG	FG-FGA	FG%	3FG-3FGA	3FG%	FT-FTA	FT%	OFF	DEF	TOT	AVG	PF-FO	A	TO	BLK	STL	PTS	AVG
2022-23	AR	35-0	386/11.0	47-112	.420	6-24	.250	23-31	.742	45	49	94	2.7	64-0	23	42	22	11	123	3.5
2023-24	AR	33-33	947/28.7	121-266	.455	29-91	.319	62-82	.756	79	130	209	6.3	96-1	41	67	74	24	333	10.1
2024-25	SC	34-0	217/6.4	18-56	.321	6-24	.250	27-36	.750	26	39	65	1.9	29-0	4	14	5	8	69	2.0
2025-26	SC	24-0	279/11.6	19-48	.396	3-16	.188	20-30	.667	27	51	78	3.3	21-0	8	19	15	6	61	2.5
TOTAL FOR SC		58-0	496/8.6	37-104	.356	9-40	.225	47-66	.712	53	90	143	2.5	50-0	12	33	20	14	130	2.2
TOTAL		126-33	1829/14.5	205-482	.425	44-155	.284	132-179	.737	177	269	446	3.5	210-1	76	142	116	49	586	4.7

8

JOYCE EDWARDS

6-3 • So. • Forward • Camden, S.C.

Major: Environmental Science



Full Bio

IG: @joyceedwards_8 • X: @JoyceEdwards24 • TIKTOK: @joyceeee008



In the Gamecock Record Book

Season

1st – Games played in a season (39 in 2024-25)

Game

1st – Off. rebs. in SEC game (10 at Vanderbilt, 2/23/25)

Career Notables

- Became the fifth-fastest Gamecock to reach 1,000 career points, hitting the mark against Mississippi State (Feb. 5, 2026) in her 64th game
- Third Gamecock freshman all-time to earn First-Team All-SEC honors
- Ranked No. 3 in the 2024 Class, according to espnW and earned Gatorade National Player of the Year honors
- Was named co-MVP of the 2024 McDonald's All-American game with a game-high 19 points
- Earned USA Today Girls Athlete of the Year in her last two seasons after leading Camden to back-to-back state titles

Season Highlights

- On the watch list for every national player of the year award, the Katrina McClain Power Forward of the Year Award Midseason Top 10 and the Naismith Defensive Player of the Year watch list
- Ranks among the nation's top offensive players, ranking 19th in the nation in scoring and 9th in field goal percentage
- Is among the SEC's top defensive players as well, coming in 11th in block (1.2) and 11th in steal (1.9) averages
- Earned SEC Player of the Week three times (Nov. 11-17, Dec. 16-22, and Feb. 3-9) and USBWA National Player of the Week twice (Dec. 16-22, Feb 3-9)
- Finished with 20 points against #19/17 Tennessee (Feb. 8), coming off 70.0 percent shooting (7-of-10)
- Joined the 1,000 career points club against Mississippi State (Feb. 5), posting a team-high 21 points while also matching her career high with six assists
- Scored half of her SEC career-high tying 28 points at Texas A&M (Feb. 2) in the final 7:53 of the game after the Aggies pulled within four points
- Matched her career high with six assists against #5/4 Vanderbilt (Jan. 25), including four in the decisive first half
- Scored six of her team-high 14 points against #4/4 Texas (Jan. 15) in the fourth quarter, including converting a three-point play on a putback and free throw to give the Gamecocks a one-point lead with four minutes to play ... grabbed four her eight rebounds in the final 10 minutes as well
- Recorded her fifth game of 25 points or more this season against #rv/24 Alabama (Jan. 1), dropping 11 points in the third quarter in addition to two steals, an assist and a block
- Shot 14-of-15 at USF, matching the second-highest single-game field goal percentage (.933) in program history
- Turned in her first double-double of the season with 17 points and 10 rebounds against #8/10 Southern Cal (Nov. 15), adding four points to the 10-2 run that opened the second half and turned a two-point deficit into a 10-point lead

2025-26 GAME-BY-GAME

Opponent	Date	GS	MIN	FG-FGA	PCT	3FG-3FGA	PCT	FT-FTA	PCT	OFF DEF TOT	AVG	PF	A	TO	BLK	STL	PTS	AVG
Grand Canyon	11/03/2025	*	27:10	5-11	.455	0-2	.000	3-4	.750	2 3 5	5.0	3	1	2	1	0	13	13.0
Bowling Green	11/07/2025	*	25:10	11-12	.917	0-0	.000	2-3	.667	3 1 4	4.5	0	3	0	3	0	24	18.5
Clemson	11/11/2025	*	30:16	8-17	.471	0-0	.000	2-3	.667	3 5 8	5.7	1	2	1	3	1	18	18.3
vs Southern California	11/15/2025	*	35:09	7-16	.438	0-0	.000	3-8	.375	4 6 10	6.8	3	4	6	2	2	17	18.0
Winthrop	11/19/2025	*	27:33	9-13	.692	0-0	.000	4-6	.667	3 2 5	6.4	1	1	2	0	1	22	18.8
Queens (NC)	11/23/2025	*	25:10	9-11	.818	0-0	.000	7-9	.778	2 2 4	6.0	3	3	1	2	2	25	19.8
vs Duke	11/26/2025	*	31:51	9-18	.500	0-1	.000	4-5	.800	1 5 6	6.0	1	6	1	0	3	22	20.1
vs Texas	11/27/2025	*	30:36	7-16	.438	0-0	.000	2-4	.500	1 3 4	5.8	3	3	0	1	2	16	19.6
at Louisville	12/04/2025	*	35:17	5-12	.417	1-1	1.000	1-2	.500	1 4 5	5.7	1	0	3	0	3	12	18.8
N.C. Central	12/07/2025	*	33:38	9-11	.818	0-0	.000	7-10	.700	4 6 10	6.1	3	6	7	3	4	25	19.4
Penn St.	12/14/2025	*	32:59	13-20	.650	1-1	1.000	2-6	.333	2 2 4	5.9	1	5	0	4	6	29	20.3
at South Fla.	12/18/2025	*	27:40	14-15	.933	0-0	.000	6-8	.750	1 4 5	5.8	2	1	4	2	1	34	21.4
at FGCU	12/20/2025	*	26:48	14-19	.737	0-0	.000	1-2	.500	7 3 10	6.2	3	2	3	0	2	29	22.0
Providence	12/28/2025	*	32:43	5-11	.455	0-0	.000	4-6	.667	3 3 6	6.1	2	2	5	0	1	14	21.4
Alabama	01/01/2026	*	31:55	11-18	.611	0-1	.000	3-3	1.000	0 4 4	6.0	2	1	1	1	2	25	21.7
at Florida	01/04/2026	*	29:27	4-10	.400	0-0	.000	3-5	.600	5 5 10	6.3	4	1	5	2	1	11	21.0
at Arkansas	01/08/2026	*	25:26	9-13	.692	0-0	.000	4-6	.667	3 4 7	6.3	1	2	2	1	2	22	21.1
Georgia	01/11/2026	*	31:05	5-11	.455	0-0	.000	4-8	.500	6 1 7	6.3	0	2	3	1	1	14	20.7
Texas	01/15/2026	*	38:10	3-11	.273	0-0	.000	8-9	.889	3 5 8	6.4	2	0	6	2	3	14	20.3
at Coppin St.	01/18/2026	*	25:19	12-16	.750	0-1	.000	2-4	.500	3 0 3	6.3	3	1	4	0	5	26	20.6
at Oklahoma	01/22/2026	*	40:07	3-12	.250	0-0	.000	6-6	1.000	2 3 5	6.2	3	2	4	1	4	12	20.2
Vanderbilt	01/25/2026	*	28:29	7-10	.700	0-0	.000	2-3	.667	4 3 7	6.2	2	6	1	1	0	16	20.0
at Auburn	01/29/2026	*	24:06	9-14	.643	0-0	.000	2-2	1.000	1 4 5	6.2	1	1	4	0	0	20	20.0
at Texas A&M	02/02/2026	*	33:15	9-12	.750	0-0	.000	10-12	.833	5 6 11	6.4	2	4	4	1	1	28	20.3
Mississippi St.	02/05/2026	*	24:08	8-11	.727	0-0	.000	5-6	.833	0 1 1	6.2	1	6	2	0	0	21	20.4
Tennessee	02/08/2026	*	30:04	7-10	.700	0-0	.000	6-9	.667	0 8 8	6.2	2	4	1	0	2	20	20.3
at LSU	02/14/2026	*	33:06	4-11	.364	0-0	.000	2-2	1.000	0 1 1	6.0	5	1	3	0	2	10	20.0

CAREER YEAR-BY-YEAR

SEASON TEAM	GP-GS	MIN	AVG	FG-FGA	FG%	3FG-3FGA	3FG%	FT-FTA	FT%	OFF DEF TOT	AVG	PF-FO	A	TO	BLK	STL	PTS	AVG
2024-25 SC	39-1	831	21.3	193-365	.529	0-3	.000	108-139	.777	85 110 195	5.0	63-0	48	69	21	42	494	12.7
2025-26 SC	27-27	817	30.2	216-361	.598	2-7	.286	105-151	.695	69 94 163	6.0	55-1	70	75	31	51	539	20.0
TOTAL	66-28	1648	25.0	409-726	.563	2-10	.200	213-290	.734	154 204 358	5.4	118-1	118	144	52	93	1033	15.7

Awards

South Carolina

All-America honorable mention (2025 – AP, USBWA)
All-SEC First Team (2025)
SEC All-Freshman (2025)
NCAA Final Four All-Tournament (2025)
SEC Academic Honor Roll (2025)

High School

Gatorade National Player of the Year (2024)
Morgan Wootten National Player of the Year (2024)
McDonald's All-America (2024)
USA Today Athlete of the Year (2023, 2024)
USA Today Girls Basketball Player of the Year (2024)
4x SCBCA 3A Player of the Year (2021, 2022, 2023, 2024)

International (United States)

2025 FIBA AmeriCup, gold medal
2025 FIBA 3x3 Nations League Americas Conf. 2 (Champion)
2025 USA Basketball 3x3 Nat'l Champs., semifinalist
2024 FIBA U18 AmeriCup, gold medal, MVP
2023 FIBA U19 World Cup, gold medal, All-Star Five

Miscellaneous

	Season	Career	Record
Double-Doubles	5	9	9-0
30+ Points	1	1	1-0
20+ Points	15	20	20-0
10+ Points	27	54	50-4
10+ Rebounds	5	9	9-0
5+ Assts	5	6	6-0
5+ Steals	2	2	2-0
Tm-High Points	16	32	29-3
Tm-High Rebs.	4	10	9-1
Tm-High Assists	3	4	4-0

Career Highs

Pts 34 at USF, 12/18/25
FG 14 at USF, 12/18/25
FGA 20 vs. Penn State, 12/14/25
FT 10 at Texas A&M, 2/2/26
FTA 12 at Texas A&M, 2/2/26
Reb 12 at Vanderbilt, 2/23/25
Off Reb 10 at Vanderbilt, 2/23/25
Blk 4 vs. Penn State, 12/14/25
Stl 6 vs. Penn State, 12/14/25
Asst 6, 5x, last vs. Miss. State, 2/5/26
Min 40, 2x, last vs. Tennessee, 2/8/26

SEC Career Highs

Pts 28, 2x, last at Texas A&M, 2/2/26
FG 11 vs. Alabama, 1/1/26
FGA 18 vs. Alabama, 1/1/26
FT 10 at Texas A&M, 2/2/26
FTA 12 at Texas A&M, 2/2/26
Reb 12 at Vanderbilt, 2/23/25
Off Reb 10 at Vanderbilt, 2/23/25
Blk 2, 4x, last vs. Texas, 1/15/26
Stl 4 at Oklahoma, 1/22/26
Asst 6, 2x, last vs. Miss. State, 2/5/26
Min 40, 2x, last vs. Tennessee, 2/8/26

25

RAVEN JOHNSON


5-9 • Sr. • Guard • Atlanta, Ga.

Major: Coaching Education (Master's)



Full Bio

IG: @Hollywood_Raven • X: @HollywoodRaven • TIKTOK: @Hollywood_Raven25



Awards

At South Carolina

All-SEC (2024 2nd team)

SEC All-Defensive Team (2025)

NCAA Albany 1 Regional All-Tournament Team (2024)

SEC All-Freshman Team (2023)

4x SEC Academic Honor Roll (2022, 2023, 2024, 2025)

High School

Naismith and WBCA Player of the Year

All-America (Naismith, WBCA, McDonald's)

GACA All-Classification Player of the Year (2020)

2x Atlanta Tipoff Club Miss GA Basketball (2020, 2021)

2x GACA Plyr of the Year (6A South, 2021; 7A South, 2020)

USA Today Georgia Player of the Year (2021)

USA Basketball

2023 FIBA AmeriCup, silver medal

2021 U19 World Cup Team trials

2019 U16 National Team finalist

Miscellaneous

	Season	Career	Record
Double-Doubles	2	3	3-0
10+ Points	19	41	39-2
10+ Rebounds	1	4	4-0
10+ Assists	2	3	3-0
5+ Assists	17	54	52-2
5+ Steals	1	7	7-0
Tm-High Assists	17	70	67-3
Tm-High Rebounds	2	12	11-1

Career Highs

Pts	19 at LSU, 2/14/26
FG	9 vs. South Dakota State, 11/20/23
FGA	14 at Oklahoma, 1/22/26
3FG	3, 7x, last at LSU, 2/14/26
3FGA	6, 5x, last at Texas A&M, 2/2/26
FT	8, 2x, last at LSU, 2/14/26
FTA	10, 2x, last at LSU, 2/14/26
Reb	15 at Tennessee, 2/15/24
Off Reb	4, 2x, last vs. Southern Cal, 11/15/25
Blk	3 vs. Vanderbilt, 1/25/26
Stl	6, 2x, last vs. NC Central, 12/7/25
Asst	17 vs. Clemson, 11/16/23
Min	40, 2x, last vs. Tennessee, 2/8/26

SEC Career Highs

Pts	19 at LSU, 2/14/26
FG	7 vs. Alabama, 1/1/26
FGA	12 at LSU, 1/25/24
3FG	3 at LSU, 2/14/26
3FGA	6 at Texas A&M, 2/2/26
FT	8, 2x, last at LSU, 2/14/26
FTA	10, 2x, last at LSU, 2/14/26
Reb	15 at Tennessee, 2/15/24
Off Reb	3, 5x, last vs. Florida, 2/13/25
Blk	3 vs. Vanderbilt, 1/25/26
Stl	6 vs. Auburn, 2/2/25
Asst	8, 2x, last at Texas A&M, 2/2/26
Min	40, 2x, last vs. Tennessee, 2/8/26

In the Gamecock Record Book

Career

4th – Assists in a career (556)

4th – Assists in career SEC games (224)

Season

1st – Games started in a season (39 in 2024-25)

1st – Games played in a season (39 in 2024-25)

2nd – A:TO in a season (3.09 (179:58) in 2023-24)

5th – A:TO in a season (2.77 (108:39) in 2024-25)

1st – A:TO in an SEC season (3.33 (50:15) in 2024-25)

Career Notables

- Part of teams that helped Gamecocks become just third program in history of AP Poll to hold No. 1 spot every week in back-to-back seasons ... in 2023-24, team became just fifth program in NCAA history to go undefeated and win a National Championship with a program-record 38 wins and ran SEC win streak to league-record 57 games, which is sixth-best conference win streak in NCAA history
- Four NCAA Final Fours, two National Championships, four SEC regular-season titles, three SEC Tournament crowns
- Graduated in May 2025 with bachelor's degree in services management

Season Highlights

- Ranks fifth in the nation in assist-to-turnover ratio (3.24)
- Tallied a career-high 19 points at #6/6 LSU (Feb. 14), including a team-high six points in the decisive fourth quarter, all while leading the team in assists (6) for the 17th time this season
- Swatted a career-high three blocks against #5/4 Vanderbilt (Jan. 25) while dishing out a team-high six assists to move to fourth in the Gamecock record book for career assists in conference games
- Difference maker against #4/4 Texas (Jan. 15), scoring or assisting on 12 of the Gamecocks' 18 fourth-quarter points, moving her up to No. 5 in the Gamecock record books for career assists
- Led the team in scoring at Florida (Jan. 4) for the first time in her career, tying her season high of 17 points
- Recorded an SEC career-high 17 points against #rv/24 Alabama (Jan. 1), dropping 11 points in the first quarter and finishing with a team high five assists to lead the team for the 10th time this season
- Launched and fueled the game-winning surge in the final four minutes at #22/21 Louisville (Dec. 4) with a pair of free throws that got the Gamecocks within three before leading Madina Okot to two of her three layups and grabbing a defensive rebound and turning it into a layup that put the Gamecocks up three with 33 seconds left ... finished the game with 11 points and eight assists
- Powered the rally from a slow offensive start against Duke (Nov. 26), scoring the first five and last two points of an 11-3 run that tied the game early in the second quarter

2025-26 GAME-BY-GAME

Opponent	Date	GS	MIN	FG-FGA	PCT	3FG-3FGA	PCT	FT-FTA	PCT	OFF DEF	TOT	AVG	PF	A	TO	BLK	STL	PTS	AVG
Grand Canyon	11/03/2025	*	25:48	4-6	.667	3-5	.600	0-0	.000	0 8	8	8.0	2	7	1	0	3	11	11.0
Bowling Green	11/07/2025	*	23:00	4-7	.571	1-2	.500	2-2	1.000	0 5	5	6.5	2	11	2	0	3	11	11.0
Clemson	11/11/2025	*	30:02	1-5	.200	0-0	.000	0-0	.000	0 1	1	4.7	1	2	2	1	0	2	8.0
vs Southern California	11/15/2025	*	37:41	6-12	.500	2-3	.667	0-0	.000	4 7	11	6.3	2	4	2	2	0	14	9.5
Winthrop	11/19/2025	*	21:20	1-4	.250	0-3	.000	1-2	.500	0 4	4	5.8	2	10	1	1	0	3	8.2
Queens (NC)	11/23/2025	*	22:09	5-6	.833	2-2	1.000	0-0	.000	0 2	2	5.2	2	7	2	2	3	12	8.8
vs Duke	11/26/2025	*	25:45	3-8	.375	0-2	.000	4-5	.800	3 2	5	5.1	3	6	1	0	0	10	9.0
vs Texas	11/27/2025	*	35:13	3-6	.500	0-0	.000	1-2	.500	0 0	0	4.5	0	6	3	1	2	7	8.8
at Louisville	12/04/2025	*	38:18	4-7	.571	1-2	.500	2-2	1.000	1 3	4	4.4	2	8	1	0	1	11	9.0
N.C. Central	12/07/2025	*	29:24	2-9	.222	1-5	.200	2-2	1.000	1 2	3	4.3	0	5	1	1	6	7	8.8
Penn St.	12/14/2025	*	31:21	6-8	.750	1-3	.333	2-2	1.000	1 6	7	4.5	2	4	0	0	3	15	9.4
at South Fla.	12/18/2025	*	24:09	5-7	.714	1-2	.500	0-0	.000	2 2	4	4.5	2	6	1	1	3	11	9.5
at FGCU	12/20/2025	*	20:04	1-5	.200	0-1	.000	0-0	.000	3 0	3	4.4	3	2	2	0	3	2	8.9
Providence	12/28/2025	*	29:38	4-8	.500	2-6	.333	0-0	.000	1 1	2	4.2	0	6	1	0	0	10	9.0
Alabama	01/01/2026	*	31:50	7-10	.700	1-2	.500	2-2	1.000	1 3	4	4.2	2	5	0	0	0	17	9.5
at Florida	01/04/2026	*	35:22	4-11	.364	1-3	.333	8-10	.800	1 5	6	4.3	2	2	4	1	0	17	10.0
at Arkansas	01/08/2026	*	21:29	6-8	.750	2-4	.500	0-0	.000	0 3	3	4.2	1	2	1	0	1	14	10.2
Georgia	01/11/2026	*	28:48	5-11	.455	0-3	.000	0-0	.000	0 8	8	4.4	1	1	0	1	0	10	10.2
Texas	01/15/2026	*	31:38	4-10	.400	0-0	.000	2-2	1.000	0 4	4	4.4	3	6	2	1	0	10	10.2
at Coppin St.	01/18/2026	*	15:20	1-4	.250	0-1	.000	1-1	1.000	0 1	1	4.3	1	4	0	0	2	3	9.9
at Oklahoma	01/22/2026	*	40:07	8-14	.571	0-2	.000	0-0	.000	1 4	5	4.3	1	5	2	0	4	16	10.1
Vanderbilt	01/25/2026	*	20:06	4-6	.667	2-3	.667	0-0	.000	0 4	4	4.3	3	6	0	3	1	10	10.1
at Auburn	01/29/2026	*	24:52	2-3	.667	0-0	.000	0-0	.000	0 5	5	4.3	1	3	3	0	1	4	9.9
at Texas A&M	02/02/2026	*	35:14	2-11	.182	2-6	.333	1-1	1.000	1 6	7	4.4	3	8	1	2	1	7	9.8
Mississippi St.	02/05/2026	*	28:51	5-9	.556	0-1	.000	0-0	.000	1 5	6	4.5	0	7	1	0	3	10	9.8
Tennessee	02/08/2026	*	37:23	6-11	.545	0-2	.000	1-1	1.000	1 0	1	4.3	2	7	5	0	2	13	9.9
at LSU	02/14/2026	*	35:50	4-9	.444	3-5	.600	8-10	.800	1 6	7	4.4	2	6	4	1	4	19	10.2

CAREER YEAR-BY-YEAR

SEASON	TEAM	GP-GS	MIN/AVG	FG-FGA	FG%	3FG-3FGA	3FG%	FT-FTA	FT%	OFF DEF	TOT	AVG	PF-FO	A	TO	BLK	STL	PTS	AVG
2021-22	SC	2-0	8/4.2	0-1	.000	0-0	.000	0-0	.000	0 1	1	0.5	0-0	0	1	0	0	0	0.0
2022-23	SC	36-3	674/18.7	60-163	.368	14-58	.241	17-26	.654	20 74	94	2.6	38-0	123	52	13	40	151	4.2
2023-24	SC	37-35	1034/27.9	120-271	.443	28-80	.350	30-49	.612	37 156	193	5.2	44-0	179	58	7	78	298	8.1
2024-25	SC	39-39	944/24.2	76-217	.350	23-78	.295	15-22	.682	49 125	174	4.5	35-0	108	39	24	54	190	4.9
2025-26	SC	27-27	781/28.9	107-215	.498	25-68	.368	37-44	.841	23 97	120	4.4	45-0	146	45	19	45	276	10.2
TOTAL		141-104	3442/24.4	363-867	.419	90-284	.317	99-141	.702	129 453	582	4.1	162-0	556	195	63	217	915	6.5

5

TESSA JOHNSON

6-0 • Jr. • Guard • Albertville, Minn.

Major: Business Administration (Master's)



Full Bio

IG: @TessaJohnson4 • X: @TessaJohnsonnnn • TIKTOK: @tessajohnsonnnn

Career Notables

- Critical part of Gamecocks becoming just the fifth program in NCAA history to go undefeated and win a National Championship (2023-24) with a program-record 38 wins and ran SEC win streak to league-record 57 games, which is sixth-best conference win streak in NCAA history
- Helped team to national championship game every year of her career
- Has won SEC regular-season and tournament titles in each of her first two seasons
- Graduated in December 2025 with a bachelor's degree in psychology

Season Highlights

- Leads the SEC and ranks third in the nation with a .476 3-point field goal percentage
- Led the offense for the third time this season at #6/6 LSU (Feb. 14) with 21 points, scoring 16 of them in the first half, highlighted by four made 3s ... became the first Gamecock with back-to-back 20+ point games over AP top-10 teams since Aliyah Boston (2019-20).
- Had a perfect shooting night against #19/17 Tennessee (Feb. 8), scoring 14 points off 4-of-4 shooting from the floor (including two 3s) and made all four of her free throws
- Tied a career-high five made 3s at Texas A&M (Feb. 2) after going a perfect 4-for-4 in the first quarter, marking her most ever in an SEC contest
- Made an SEC career-high tying four 3s against #5/4 Vanderbilt (Jan. 25) and scored 14 of her 21 points in the tone-setting first half
- Tied a career-high five made 3s at Coppin State (Jan. 18), including three in the first quarter, en route to 17 points
- Went 3-for-4 beyond the arc against #4/4 Texas (Jan. 15), hitting a 3 to tie things late in the fourth quarter as part of a 10-4 Gamecock run
- Put up nine of her 19 points at Arkansas (Jan. 8) in the first quarter, hitting a team-high three 3s along the way for her fifth game in the last six with 10+ points
- Second quarter jumper at Florida (Jan. 4) gave the Gamecocks back the lead for the remainder of the game, with her third 3 of the day extending that lead to 10 in the final quarter
- Scored seven of the team's first nine points at #22/21 Louisville (Dec. 4) en route to a season-high 20 points that included a career-high tying four 3s and tied her career high with seven rebounds as well
- Hit a pair of 3s in the third quarter against #8/10 Southern Cal (Nov. 15) to stretch the lead to 11 points and was crucial to the defensive effort limiting Trojans' top scorer
- Tied her career high with seven rebounds against Bowling Green (Nov. 7)



Awards

At South Carolina

NCAA Final Four All-Tournament Team (2024)
2x SEC Academic Honor Roll (2024, 2025)

High School

McDonald's All-America (2023)
All-USA TODAY Team (2023)
WBCA Honorable Mention All-America (2023)
Minnesota Gatorade Player of the Year (2023)
MGBCA Miss Basketball (2023)

USA Basketball

2025 USA Basketball 3x3 Nat'l Champs., semifinalist

Miscellaneous

	Season	Career	Record
20+ Points	3	4	4-0
10+ Points	21	46	44-2
5+ Assists	4	9	9-0
Tm-High Points	3	8	7-1
Tm-High Assists	3	8	8-0

Career Highs

Pts	22 at Mississippi State, 1/5/25
FG	8, 3x, last at LSU, 2/14/26
FGA	16 at Florida, 1/4/26
3FG	5, 3x, last at Texas A&M, 2/2/26
3FGA	11, 2x, last at Texas A&M, 2/2/26
FT	7 vs. Indiana, 3/23/25
FTA	8 vs. Indiana, 3/23/25
Reb	7, 3x, last at Louisville, 12/4/25
Off Reb	2, 6x, last at Florida, 1/4/26
Blk	2, 2x, last vs. LSU, 1/24/25
Stl	3, 2x, last vs. Alabama, 2/22/24
Asst	6, 2x, last vs. Tenn. Tech, 3/21/25
Min	38 at Louisville, 12/4/25

SEC Career Highs

Pts	22 at Mississippi State, 1/5/25
FG	8, 2x, last at LSU, 2/14/26
FGA	16 at Florida, 1/4/26
3FG	5 at Texas A&M, 2/2/26
3FGA	11, 2x, last at Texas A&M, 2/2/26
FT	4, 5x, last vs. Tennessee, 2/8/26
FTA	4, 6x, last vs. Tennessee, 2/8/26
Reb	6, 2x, last at Arkansas, 1/8/26
Off Reb	2, 3x, last at Florida, 1/4/26
Blk	2 vs. LSU, 1/24/25
Stl	3 vs. Alabama, 2/22/24
Asst	6 vs. Arkansas, 2/20/25
Min	37, at LSU, 2/14/26

2025-26 GAME-BY-GAME

Opponent	Date	GS	MIN	FG-FGA	PCT	3FG-3FGA	PCT	FT-FTA	PCT	OFF	DEF	TOT	AVG	PF	A	TO	BLK	STL	PTS	AVG
Grand Canyon	11/03/2025	*	32:31	8-13	.615	3-6	.500	0-0	.000	1	4	5	5.0	1	3	1	1	1	19	19.0
Bowling Green	11/07/2025	*	26:59	6-11	.545	2-5	.400	0-0	.000	2	5	7	6.0	2	3	5	0	0	14	16.5
Clemson	11/11/2025	*	35:15	5-8	.625	2-4	.500	1-1	1.000	0	2	2	4.7	0	3	1	1	0	13	15.3
vs Southern California	11/15/2025	*	36:34	4-11	.364	2-4	.500	4-4	1.000	1	3	4	4.5	2	5	3	0	1	14	15.0
Winthrop	11/19/2025	*	29:21	3-8	.375	3-7	.429	0-0	.000	0	1	1	3.8	1	1	0	1	0	9	13.8
Queens (NC)	11/23/2025	*	21:21	5-8	.625	3-5	.600	0-0	.000	0	1	1	3.3	0	5	1	0	0	13	13.7
vs Duke	11/26/2025	*	31:02	2-6	.333	1-2	.500	0-0	.000	0	1	1	3.0	1	0	0	1	1	5	12.4
vs Texas	11/27/2025	*	36:43	5-10	.500	1-3	.333	0-0	.000	0	0	0	2.6	3	3	2	0	0	11	12.3
at Louisville	12/04/2025	*	38:10	7-13	.538	4-7	.571	2-2	1.000	2	5	7	3.1	1	3	1	0	0	20	13.1
Penn St.	12/14/2025	*	25:41	6-15	.400	1-5	.200	2-4	.500	1	5	6	3.4	0	1	1	0	1	15	13.3
at South Fla.	12/18/2025	*	25:45	7-9	.778	2-4	.500	0-0	.000	0	4	4	3.5	2	2	0	0	0	16	13.5
at FGCU	12/20/2025	*	22:11	3-4	.750	2-3	.667	1-2	.500	0	4	4	3.5	1	4	1	0	0	9	13.2
Providence	12/28/2025	*	23:46	6-10	.600	5-8	.625	1-2	.500	0	4	4	3.5	3	4	0	0	1	18	13.5
Alabama	01/01/2026	*	31:23	4-11	.364	2-6	.333	0-0	.000	0	5	5	3.6	1	5	2	0	2	10	13.3
at Florida	01/04/2026	*	34:53	4-16	.250	3-11	.273	4-4	1.000	2	4	6	3.8	2	1	1	1	0	15	13.4
at Arkansas	01/08/2026	*	21:29	7-12	.583	3-4	.750	2-2	1.000	0	6	6	3.9	1	3	1	1	1	19	13.8
Georgia	01/11/2026	*	18:58	1-9	.111	0-5	.000	1-2	.500	0	4	4	3.9	1	1	2	0	0	3	13.1
Texas	01/15/2026	*	28:25	4-5	.800	3-4	.750	2-4	.500	1	1	2	3.8	1	0	4	0	1	13	13.1
at Coppin St.	01/18/2026	*	24:44	6-12	.500	5-8	.625	0-0	.000	0	1	1	3.7	0	4	1	0	2	17	13.3
at Oklahoma	01/22/2026	*	31:36	6-14	.429	3-8	.375	4-4	1.000	0	4	4	3.7	2	2	0	0	0	19	13.6
Vanderbilt	01/25/2026	*	28:12	7-12	.583	4-7	.571	2-2	1.000	0	2	2	3.6	1	3	1	0	1	20	13.9
at Auburn	01/29/2026	*	25:00	5-10	.500	3-8	.375	0-0	.000	0	3	3	3.6	1	5	1	0	0	13	13.9
at Texas A&M	02/02/2026	*	35:40	6-15	.400	5-11	.455	2-2	1.000	1	2	3	3.6	2	1	3	1	0	19	14.1
Mississippi St.	02/05/2026	*	15:08	1-5	.200	1-3	.333	0-0	.000	0	3	3	3.5	0	1	1	1	2	3	13.6
Tennessee	02/08/2026	*	30:16	4-4	1.000	2-2	1.000	4-4	1.000	0	3	3	3.5	1	2	2	0	0	14	13.6
at LSU	02/14/2026	*	37:22	8-13	.615	4-5	.800	1-1	1.000	0	2	2	3.5	3	1	1	1	0	21	13.9

CAREER YEAR-BY-YEAR

SEASON	TEAM	GP-GS	MIN/AVG	FG-FGA	FG%	3FG-3FGA	3FG%	FT-FTA	FT%	OFF	DEF	TOT	AVG	PF-FO	A	TO	BLK	STL	PTS	AVG
2023-24	SC	35-2	625/17.9	76-170	.447	35-81	.432	44-51	.863	11	50	61	1.7	24-0	40	32	3	24	231	6.6
2024-25	SC	37-0	783/21.2	108-228	.474	46-107	.430	47-57	.825	16	64	80	2.2	45-0	54	46	13	25	309	8.4
2025-26	SC	26-26	748/28.8	130-264	.492	69-145	.476	33-40	.825	11	79	90	3.5	33-0	65	36	9	14	362	13.9
TOTAL		98-28	2157/22.0	314-662	.474	150-333	.450	124-148	.838	38	193	231	2.4	102-0	159	114	25	63	902	9.2

21

CHLOE KITTS

6-2 • Sr. • Forward • Oviedo, Fla.
Major: Sports Media

Full Bio

IG: @Chloe.Kitts • X: @Chloe1Kitts • TIKTOK: @chloe.kitts6

Career Notables

- Part Gamecocks becoming just the fifth program in NCAA history to go undefeated and win a National Championship (2023-24) with a program-record 38 wins and ran SEC win streak to league-record 57 games, which is sixth-best conference win streak in NCAA history
- Has helped Gamecocks to SEC regular-season and tournament titles every year of her career

Season Highlights

- Is out for the season following surgery in mid-October to repair a torn ACL in her right knee



Awards

South Carolina

All-America honorable mention (2025 – AP, USBWA)
NCAA Regional MVP (2025)
SEC Tournament MVP (2025)

High School

MaxPreps Junior All-America Second Team (2021-22)

USA Basketball

2025 USA Basketball 3x3 Nat'l Champs., semifinalist
2023 FIBA U19 World Cup, gold medal
2022 FIBA U18 AmeriCup, gold medal

Miscellaneous

	Season	Career	Record
Triple-Doubles	0	1	1-0
Double-Doubles	0	17	17-0
20+ Points	0	4	4-0
10+ Points	0	43	43-0
10+ Rebounds	0	21	21-0
5+ Assists	0	5	5-0
Tm-High Points	0	10	10-0
Tm-High Rebs.	0	28	26-2
Tm-High Assists	0	8	8-0

Career Highs

Pts	25 vs. Vanderbilt, 3/7/2025
FG	12 vs. Vanderbilt, 3/7/2025
FGA	14, 3x, last vs. Vanderbilt, 3/7/2025
3FG	1, 9x, last, vs Duke, 3/30/25
3FGA	3 vs. Coppin State, 11/14/24
FT	7 vs Duke, 3/30/25
FTA	10 vs Duke, 3/30/25
Reb	14, 2x, last vs. Michigan, 11/4/24
Off Reb	8 vs. Arkansas, 2/20/25
Blk	5 vs. Missouri, 2/8/24
Stl	4 at Ole Miss, 2/27/25
Asst	10 at Ole Miss, 2/27/25
Min	34 at Ole Miss, 2/27/25

SEC Career Highs

Pts	17 at Mississippi State, 1/5/25
FG	7 at Mississippi State, 1/5/25
FGA	12 at Mississippi State, 1/5/25
3FG	1, 5x, last at Ole Miss, 2/27/25
3FGA	2, 2x, last vs. Florida, 2/13/25
FT	5 vs. Texas, 1/12/25
FTA	6, 2x, last vs. Kentucky, 3/2/25
Reb	13, 3x, last at Ole Miss, 2/27/25
Off Reb	8 vs. Arkansas, 2/20/25
Blk	5 vs. Missouri, 2/8/24
Stl	4 at Ole Miss, 2/27/25
Asst	10 at Ole Miss, 2/27/25
Min	34 at Ole Miss, 2/27/25

CAREER YEAR-BY-YEAR

SEASON	TEAM	GP-GS	MIN	AVG	FG-FGA	FG%	3FG-3FGA	3FG%	FT-FTA	FT%	OFF	DEF	TOT	AVG	PF-FO	A	TO	BLK	STL	PTS	AVG
2022-23	SC	18-0	124	6.9	12-32	.375	1-4	.250	4-8	.500	9	20	29	1.6	11-0	12	8	1	4	29	1.6
2023-24	SC	37-31	689	18.6	136-250	.544	1-2	.500	62-90	.689	62	158	220	5.9	56-1	50	54	23	16	335	9.1
2024-25	SC	38-38	850	22.4	153-294	.520	7-21	.333	75-94	.798	107	186	293	7.7	65-0	73	58	19	28	388	10.2
TOTAL		93-69	1663	17.9	301-576	.523	9-27	.333	141-192	.734	178	364	542	5.8	132-1	135	120	43	48	752	8.1

00

TA'NIYA LATSON

5-9 • Sr. • Guard • Miami, Fla.

Major: Services Management



Full Bio


IG: @cbgTaniya • X: @NiyaLatson • TIKTOK: @TaniyaLatson

Career Notables

- Three-time All-America selection, including second-team honors in 2025 after leading the nation in scoring at 25.2 points per game ... was also the ACC's top scorer as a freshman (2022-23) with 21.3 ppg
- Became just the third player in ACC history to record 2,000 career points and the fastest to do it at Florida State
- Set the Florida State single-game scoring record with 40 against Virginia Tech (Jan. 2, 2025)
- Led the Seminoles to the NCAA Tournament all three seasons with a career 70-30 record

Season Highlights

- Preseason AP All-American ... the Wooden Award Late Midseason Top 20 and Ann Meyers Drysdale Shooting Guard of the Year Midseason Top 10
- Having the most efficient season of her career with top overall and 3-point shooting percentages as well as her best points per possession (1.04) and points per scoring attempt (1.17)
- Ranks among the SEC's top 15 in field goal percentage (8th), free throw percentage (11th) and assist-to-turnover ratio (2.1, 7th)
- Made a triumphant return from injury against #19/17 Tennessee (Feb. 8), leading the team with 21 points to tie her career-best in SEC play, and adding four steals
- Was named USBWA National Player of the Week (Nov. 17-23) after averaging 24.0 points on 77.3 percent shooting, 4.5 assists, 2.0 steals and 3.5 rebounds in a pair of victories
- Tallied 10 points of her SEC career-high 21 points against #5/4 Vanderbilt (Jan. 25) in the first quarter alone ... handed out five assists that resulted in another 11 points to have 31.1 percent of the offense go through her hands
- Finished with 15 points at Coppin State (Jan. 18) for the 15th time this season with 10+, also grabbing a season-high six steals and five assists to lead the team for the fifth time
- Netted six of her 12 points against #4/4 Texas (Jan. 15) in the third quarter to help put the Gamecocks back on top as part of her 100th career game with 10+ points
- Put up five consecutive points to get the offense going in a 12-0 first quarter run against Georgia (Jan. 11), finishing with a team high in assists for the fourth time this season all in her return from injury
- Locked in defensively for a season-high six steals at USF (Dec. 18), turning three into six quick points and two others directly into assists for four more points
- Had a complete game against Penn State (Dec. 14) with a season-high eight assists, six rebounds and four steals to go with her 18 points
- Bounced back from a tough shooting night to hit 11-of-18 for a season-high 32 points against NC Central (Dec. 7)
- Opened the fourth quarter against #4/4 Texas (Nov. 27) with four straight points to put the Gamecocks in front hit a pair of free throws to tie the game with 15 seconds left ... finishing with 16 points
- Scored 20 points in her Gamecock debut against Grand Canyon (Nov. 3)



Awards

At Florida State

All-America Second Team (2025 – AP)
3x All-America Honorable Mention (2023, 2024)
National Freshman of the Year (2023)
All-ACC First Team (2023, 2024, 2025)
ACC Rookie of the Year (2023)
ACC All-Tournament Second Team (2024)

High School

McDonald's All-American (2022)
Florida Dairy Farmers Miss Basketball (2022)
Florida Class 5A Player of the Year (2022)

Miscellaneous

	Season	Career	Record
Triple-Doubles	0	1*	1-0
Double-Doubles	0	5*	5-0
40+ Points	0	1*	1-0
30+ Points	1	21*	18-3
20+ Points	6	68*	53-15
10+ Points	17	103*	76-27
10+ Rebounds	0	3*	3-0
10+ Assists	0	4*	4-0
5+ Assists	6	41*	33-8
5+ Steals	2	6	6-0
Tm-High Points	6	74*	54-20
Tm-High Rebs.	0	6*	5-1
Tm-High Assists	5	54*	37-17

Career Highs

Pts 40 at Virginia Tech, 1/2/25*
FG 18 at Virginia Tech, 1/2/25*
FGA 28 at Virginia Tech, 1/2/25*
3FG 5, 2x, last vs. NC Central, 12/7/25*
3FGA 10 at LSU, 3/24/25*
FT 15, 2x, last vs. Florida A&M, 11/11/24*
FTA 17 vs. Florida A&M, 11/11/24*
Reb 11, 2x, last vs. Texas Tech, 11/28/24*
Off Reb 5 vs. Bethune-Cookman, 11/7/22*
Blk 3, 2x, last vs. Notre Dame, 2/11/24*
Stl 8 vs. Presbyterian, 12/15/22*
Asst 12 at Virginia, 2/6/25
Min 43 vs. Notre Dame, 2/11/24*

* indicates occurred at least once at previous NCAA Div. I school

2025-26 GAME-BY-GAME

Opponent	Date	GS	MIN	FG-FGA	PCT	3FG-3FGA	PCT	FT-FTA	PCT	OFF	DEF	TOT	AVG	PF	A	TO	BLK	STL	PTS	AVG
Grand Canyon	11/03/2025	*	28:06	7-10	.700	1-2	.500	5-8	.625	0	1	1	1.0	2	4	2	0	1	20	20.0
Bowling Green	11/07/2025	*	31:29	5-11	.455	0-2	.000	7-7	1.000	0	4	4	2.5	2	4	1	1	0	17	18.5
Clemson	11/11/2025	*	34:23	4-8	.500	1-1	1.000	3-4	.750	0	8	8	4.3	0	3	4	2	0	12	16.3
vs Southern California	11/15/2025	*	28:22	6-14	.429	0-0	.000	0-0	.000	2	2	4	4.3	3	2	1	0	1	12	15.3
Winthrop	11/19/2025	*	25:03	8-11	.727	2-4	.500	6-9	.667	1	4	5	4.4	1	4	2	0	1	24	17.0
Queens (NC)	11/23/2025	*	27:40	9-11	.818	2-2	1.000	4-5	.800	0	2	2	4.0	1	5	2	1	3	24	18.2
vs Duke	11/26/2025	*	25:57	6-13	.462	0-2	.000	0-0	.000	0	1	1	3.6	2	2	1	0	0	12	17.3
vs Texas	11/27/2025	*	31:47	4-12	.333	1-1	1.000	7-8	.875	4	0	4	3.6	1	2	3	0	2	16	17.1
at Louisville	12/04/2025	*	38:19	3-9	.333	1-4	.250	2-2	1.000	0	1	1	3.3	2	5	1	0	0	9	16.2
N.C. Central	12/07/2025	*	34:39	11-18	.611	5-6	.833	5-5	1.000	1	3	4	3.4	2	2	0	1	3	32	17.8
Penn St.	12/14/2025	*	35:16	5-14	.357	1-7	.143	7-7	1.000	0	6	6	3.6	1	8	1	1	4	18	17.8
at South Fla.	12/18/2025	*	29:15	7-15	.467	0-1	.000	1-2	.500	0	3	3	3.6	0	4	3	1	6	15	17.6
at FGCU	12/20/2025	*	29:45	5-11	.455	0-3	.000	5-6	.833	0	5	5	3.7	0	7	2	0	0	15	17.4
Providence	12/28/2025	*	10:44	4-5	.800	1-1	1.000	1-1	1.000	0	1	1	3.5	0	4	0	0	1	10	16.9
Georgia	01/11/2026	*	20:23	3-9	.333	1-3	.333	2-2	1.000	0	3	3	3.5	0	3	1	0	1	9	16.3
Texas	01/15/2026	*	35:44	5-9	.556	0-3	.000	2-4	.500	1	1	2	3.4	1	3	2	0	2	12	16.1
at Coppin St.	01/18/2026	*	26:10	5-9	.556	2-3	.667	3-3	1.000	0	1	1	3.2	1	5	3	0	6	15	16.0
at Oklahoma	01/22/2026	*	32:15	1-10	.100	0-2	.000	4-7	.571	1	2	3	3.2	2	2	1	0	2	6	15.4
Vanderbilt	01/25/2026	*	31:21	8-15	.533	1-2	.500	4-4	1.000	2	3	5	3.3	1	5	3	0	2	21	15.7
at Auburn	01/29/2026	*	15:51	2-5	.400	1-2	.500	0-0	.000	0	2	2	3.3	1	0	0	1	0	5	15.2
Tennessee	02/08/2026	*	29:46	9-15	.600	0-2	.000	3-4	.750	0	1	1	3.1	0	1	3	0	4	21	15.5
at LSU	02/14/2026	*	28:24	4-10	.400	0-2	.000	0-0	.000	0	2	2	3.1	4	1	1	0	0	8	15.1

CAREER YEAR-BY-YEAR

SEASON	TEAM	GP-GS	MIN/AVG	FG-FGA	FG%	3FG-3FGA	3FG%	FT-FTA	FT%	OFF	DEF	TOT	AVG	PF-FO	A	TO	BLK	STL	PTS	AVG
2022-23	FSU	31-31	913/29.5	225-494	.455	38-105	.362	171-199	.859	40	99	139	4.5	61-2	90	82	21	51	659	21.3
2023-24	FSU	33-33	1023/31.0	258-589	.438	27-100	.270	162-190	.853	18	119	137	4.2	53-3	137	100	15	50	705	21.4
2024-25	FSU	29-29	874/30.2	255-565	.451	37-108	.343	184-225	.818	33	100	133	4.6	52-2	134	89	14	63	731	25.2
2025-26	SC	22-22	631/28.7	121-244	.496	20-55	.364	71-88	.807	12	56	68	3.1	27-0	76	37	8	39	333	15.1
TOTAL FOR SC		22-22	631/28.7	121-244	.496	20-55	.364	71-88	.807	12	56	68	3.1	27-0	76	37	8	39	333	15.1
TOTAL		115-115	3441/29.9	859-1892	.454	122-368	.332	588-702	.838	103	374	477	4.1	193-7	437	308	58	203	2428	21.1

44

AGOT MAKEER

6-0 • Fr. • Guard • Thunder Bay, Ontario
Major: Undecided



Full Bio

IG: @AgotMakeer • X: @Makeer_Agot • TIKTOK: @AgotMakeer

Career Notables

- McDonald's All-America and honorable mention Naismith All-America
- Ranked sixth overall in 2025 Class
- Helped Montverde Academy (FL) to runner-up finish at Chipotle High School National Championship
- Played with Canada at the 2025 FIBA U19 World Cup, finishing fourth and averaging 10.3 points and 4.9 rebounds

Season Highlights

- Averages 7.0 points and 3.7 rebounds and shoots 41.8 percent SEC play
- Came off the bench at #6/6 LSU (Feb. 14) and immediately drained a 3 in the fourth quarter that ended a Tiger run
- Had an efficient second quarter against #5/4 Vanderbilt (Jan. 25), scoring half of her eight points on a career-high four made free throws as part of a 10-3 Gamecock run
- Played critical minutes against #4/4 Texas (Jan. 15), scoring five her eight points on back-to-back possessions late in the third quarter
- Neared a double-double against Georgia (Jan. 11), netting eight points while tying her career-high in blocks (3) and boards (10), leading the team in rebounding for the first time in her career
- Scored all five of her points at Florida (Jan. 4) in a 9-0 third-quarter run to give the Gamecocks their largest lead of the game at that point
- Added an SEC career-high tying nine points in her third start this season at Arkansas (Jan. 8), grabbing a career- and team-high three steals along the way in a new high of 31 minutes on the floor
- Earned her first career start against #rv/24 Alabama (Jan. 1), adding an efficient nine points (3-of-4 FGs) and four rebounds to a solid defensive effort in her first career SEC game
- Returned to the lineup against Providence (Dec. 28) with her first career double-double in just 23 minutes on the court, including seven points and six rebounds in the third quarter alone
- Swatted three blocks in her college debut against Grand Canyon (Nov. 3)



Awards

High School

McDonald's All-America (2025)
Naismith All-America honorable mention (2025)

International (Canada)

2025 FIBA U19 World Cup (fourth place)

Miscellaneous

	Season	Career	Record
Double-Doubles	1	1	1-0
10+ Points	3	3	3-0
10+ Rebounds	2	2	2-0

Career Highs

Pts	12, 2x, last vs. Winthrop, 11/19/25
FG	6 vs. Winthrop, 11/19/25
FGA	10 vs. Winthrop, 11/19/25
3FG	2, 2x, last vs. Alabama, 1/1/26
3FGA	6 vs. Providence, 12/28/25
FT	4 vs. Vanderbilt, 1/25/26
FTA	5 vs. Bowling Green, 11/7/25
Reb	10, 2x, last vs. Georgia, 1/11/26
Off Reb	3, 2x, last vs. Providence, 12/28/25
Blk	3, 2x, last vs. Georgia, 1/11/26
Stl	3, 2x, last at Coppin State, 1/18/26
Asst	4 vs. Winthrop, 11/19/25
Min	31 at Arkansas, 1/8/26

SEC Career Highs

Pts	9, 2x, last at Arkansas, 1/8/26
FG	4 vs. Georgia, 1/11/26
FGA	8 at Oklahoma, 1/22/26
3FG	2 vs. Alabama, 1/1/26
3FGA	4 at Oklahoma, 1/22/26
FT	4 vs. Vanderbilt, 1/25/26
FTA	4, 3x, last vs. Vanderbilt, 1/25/26
Reb	10 vs. Georgia, 1/11/26
Off Reb	2, 3x, last at Oklahoma, 1/22/26
Blk	3 vs. Georgia, 1/11/26
Stl	3 at Arkansas, 1/8/26
Asst	2 vs. Vanderbilt, 1/25/26
Min	31 at Arkansas, 1/8/26

2025-26 GAME-BY-GAME

Opponent	Date	GS	MIN	FG-FGA	PCT	3FG-3FGA	PCT	FT-FTA	PCT	OFF	DEF	TOT	AVG	PF	A	TO	BLK	STL	PTS	AVG
Grand Canyon	11/03/2025		19:06	1-3	.333	1-2	.500	2-2	1.000	0	2	2	2.0	4	2	3	3	0	5	5.0
Bowling Green	11/07/2025		15:45	4-6	.667	1-2	.500	3-5	.600	1	2	3	2.5	0	0	2	1	1	12	8.5
Clemson	11/11/2025		19:13	2-4	.500	2-3	.667	0-0	.000	0	4	4	3.0	3	0	1	1	0	6	7.7
vs Southern California	11/15/2025		17:03	2-6	.333	0-2	.000	0-0	.000	1	3	4	3.3	1	1	2	0	1	4	6.8
Winthrop	11/19/2025		21:17	6-10	.600	0-1	.000	0-0	.000	3	4	7	4.0	2	4	0	0	2	12	7.8
Queens (NC)	11/23/2025		19:49	1-5	.200	0-4	.000	2-2	1.000	0	3	3	3.8	1	1	1	1	1	4	7.2
vs Duke	11/26/2025		16:24	2-6	.333	0-1	.000	0-0	.000	1	3	4	3.9	1	1	0	0	0	4	6.7
vs Texas	11/27/2025		03:17	0-1	.000	0-1	.000	0-0	.000	0	2	2	3.6	1	0	0	0	0	0	5.9
Providence	12/28/2025		23:07	4-9	.444	2-6	.333	0-0	.000	3	7	10	4.3	0	2	0	1	1	10	6.3
Alabama	01/01/2026	*	20:41	3-4	.750	2-2	1.000	1-2	.500	0	4	4	4.3	1	1	0	1	1	9	6.6
at Florida	01/04/2026	*	19:36	2-7	.286	1-3	.333	0-1	.000	0	4	4	4.3	0	1	3	1	2	5	6.5
at Arkansas	01/08/2026	*	31:18	3-9	.333	0-1	.000	3-4	.750	2	3	5	4.3	1	0	2	1	3	9	6.7
Georgia	01/11/2026		23:31	4-7	.571	0-2	.000	0-0	.000	2	8	10	4.8	0	1	3	3	1	8	6.8
Texas	01/15/2026		13:25	3-7	.429	0-3	.000	2-3	.667	0	2	2	4.6	2	0	3	0	1	8	6.9
at Coppin St.	01/18/2026		16:40	1-3	.333	0-1	.000	0-0	.000	0	6	6	4.7	3	0	0	1	3	2	6.5
at Oklahoma	01/22/2026		19:50	3-8	.375	0-4	.000	2-4	.500	2	1	3	4.6	1	1	1	0	1	8	6.6
Vanderbilt	01/25/2026	*	16:29	2-5	.400	0-2	.000	4-4	1.000	1	1	2	4.4	3	2	2	2	2	8	6.7
at Auburn	01/29/2026	*	03:42	1-1	1.000	0-0	.000	1-1	1.000	0	1	1	4.2	1	0	0	0	0	3	6.5
at LSU	02/14/2026		18:21	2-7	.286	1-3	.333	0-0	.000	1	1	2	4.1	0	1	0	2	0	5	6.4

CAREER YEAR-BY-YEAR

SEASON	TEAM	GP-GS	MIN	AVG	FG-FGA	FG%	3FG-3FGA	3FG%	FT-FTA	FT%	OFF	DEF	TOT	AVG	PF-FO	A	TO	BLK	STL	PTS	AVG
2025-26	SC	19-5	339	17.8	46-108	.426	10-43	.233	20-28	.714	17	61	78	4.1	25-0	18	23	18	20	122	6.4
TOTAL		19-5	339	17.8	46-108	.426	10-43	.233	20-28	.714	17	61	78	4.1	25-0	18	23	18	20	122	6.4

1

MADDY McDANIEL

5-9 • So. • Guard • Upper Marlboro, Md.

Major: Women's & Gender Studies



Full Bio

IG: @themaddymcdan1el • X: @maddy1mcdaniel



Career Notables

- Ranked the No. 12 recruit in the Class of 2024 by ESPNW
- Grabbed a spot on the McDonald's All-America team after posting 17.9 points, 5.0 assists and 4.7 steals per game
- Won back-to-back MaxPreps Maryland Player of the Year honors as a junior and a senior
- Named 2023 Washington Catholic Athletic Conference Player of the Year after averaging 18.6 points, 5.4 assists and 5.2 steals

Season Highlights

- Wears a patch on her jersey as a 2025-26 Kay Yow Cancer Fund Servant Leader Award honoree, recognizing women's basketball student-athletes from across all programs who exemplify leadership, selflessness and service in the fight against all cancers affecting women
- Has played in 21 games, averaging 20.5 minutes, which rises to 24.2 minutes per SEC game
- In SEC play, ranks first in conference in assist-to-turnover ratio (3.09)
- Stayed consistent vs. Mississippi State (Feb. 5), going a perfect 6-for-6 at the charity strip en route to a career-high tying 10 points and six assists
- Solid on both sides of the ball at Texas A&M (Feb. 2) in her first career start, netting seven points, handing out three assists and grabbing three steals along the way
- Great floor general game at Auburn (Jan. 29) with career-high tying six assists and four steals to go with perfect shooting and an SEC-career high nine points
- Played 29 minutes against #5/4 Vanderbilt (Jan. 25) for her longest stint against a ranked opponent, contributing solid defense throughout and a clutch 3 to end a Commodore run early in the third quarter
- Handed out a career-high tying six assists at Arkansas (Jan. 8) to lead the team for the second time this season, adding her first career SEC block and steal along the way
- Tied her SEC career high of six points in conference opener against #rv/24 Alabama (Jan. 1), adding new SEC highs of two steals and four made free throws along the way
- Posted season highs of five assists and three steals at USF (Dec. 18)
- Helped push the pace late in the first half against Duke (Nov. 26), hitting a transition layup as part of an 11-0 run that ended the half

Awards

At South Carolina

SEC Academic Honor Roll (2025)

High School

McDonald's All-America (2024)

MaxPreps Maryland Player of the Year (2023, 2024)

MaxPrep Second-Team All-America (2024)

USA Basketball

2025 USA Basketball 3x3 Nat'l Champs., semifinalist

Miscellaneous

	Season	Career	Record
10+ Points	1	2	2-0
5+ Assists	6	8	8-0
Tm-High Assists	4	9	8-1

Career Highs

Pts	10, 2x, last vs. Miss. State, 2/5/26
FG	5 vs. Purdue, 11/3/24
FGA	9 at Florida, 1/4/26
3FG	2 at USF, 12/18/25
3FGA	3 at USF, 12/18/25
FT	8, 2x, last vs. NC Central, 12/7/25
FTA	10 vs. NC Central, 12/7/25
Reb	4, 4x, last at FGCU, 12/20/25
Off Reb	1, 9x, last at Oklahoma, 1/22/26
Blk	1, 3x, last at Arkansas, 1/8/26
Stl	4, 2x, last at Auburn, 1/29/26
Asst	6, 4x, last vs. Miss. State, 2/5/26
Min	33 at Florida, 1/4/26

SEC Career Highs

Pts	10 vs. Miss. State, 2/5/26
FG	3, 4x, last at Auburn, 1/29/26
FGA	9 at Florida, 1/4/26
3FG	1, 3x, last at Auburn, 1/29/26
3FGA	2 vs. Florida, 2/13/25
FT	6 vs. Miss. State, 2/5/26
FTA	6, 2x, last vs. Miss. State, 2/5/26
Reb	2, 7x, last vs. Miss. State, 2/5/26
Off Reb	1, 4x, last at Oklahoma, 1/22/26
Blk	1 at Arkansas, 1/8/26
Stl	4 at Auburn, 1/29/26
Asst	6, 3x, last vs. Miss. State, 2/5/26
Min	33 at Florida, 1/4/26

2025-26 GAME-BY-GAME

Opponent	Date	GS	MIN	FG-FGA	PCT	3FG-3FGA	PCT	FT-FTA	PCT	OFF	DEF	TOT	AVG	PF	A	TO	BLK	STL	PTS	AVG
Grand Canyon	11/03/2025		07:41	1-2	.500	1-1	1.000	0-0	.000	0	0	0	0.0	2	2	0	0	0	3	3.0
Queens (NC)	11/23/2025		12:16	1-2	.500	0-0	.000	0-0	.000	0	1	1	0.5	1	3	0	0	1	2	2.5
vs Duke	11/26/2025		19:21	2-3	.667	0-1	.000	1-2	.500	0	1	1	0.7	0	1	0	0	1	5	3.3
vs Texas	11/27/2025		13:00	0-2	.000	0-1	.000	0-0	.000	0	0	0	0.5	0	2	0	0	0	0	2.5
at Louisville	12/04/2025		05:13	0-1	.000	0-1	.000	0-0	.000	0	1	1	0.6	0	0	0	0	1	0	2.0
N.C. Central	12/07/2025		24:16	0-2	.000	0-1	.000	8-10	.800	1	2	3	1.0	2	3	0	0	2	8	3.0
Penn St.	12/14/2025		21:27	3-6	.500	2-3	.667	1-3	.333	1	3	4	1.4	2	2	1	0	1	9	3.9
at South Fla.	12/18/2025		22:04	2-6	.333	0-0	.000	3-4	.750	1	1	2	1.5	3	5	0	0	3	7	4.3
at FGCU	12/20/2025		18:26	2-4	.500	0-2	.000	0-0	.000	0	4	4	1.8	0	2	0	1	0	4	4.2
Providence	12/28/2025		19:12	1-4	.250	0-2	.000	1-2	.500	0	1	1	1.7	0	3	0	0	1	3	4.1
Alabama	01/01/2026		25:59	1-5	.200	0-1	.000	4-5	.800	0	2	2	1.7	1	2	0	0	2	6	4.3
at Florida	01/04/2026		33:18	3-9	.333	0-1	.000	0-0	.000	0	1	1	1.7	2	5	3	0	2	6	4.4
at Arkansas	01/08/2026		26:19	2-8	.250	0-1	.000	0-0	.000	0	1	1	1.6	0	6	0	1	1	4	4.4
Georgia	01/11/2026		22:10	0-3	.000	0-1	.000	2-4	.500	1	1	2	1.6	0	2	0	0	1	2	4.2
Texas	01/15/2026		10:48	0-3	.000	0-0	.000	0-0	.000	1	0	1	1.6	1	0	0	0	0	0	3.9
at Coppin St.	01/18/2026		24:35	2-3	.667	1-1	1.000	1-2	.500	0	2	2	1.6	2	5	0	0	1	6	4.1
at Oklahoma	01/22/2026		07:31	0-1	.000	0-1	.000	0-0	.000	1	1	2	1.6	1	0	0	0	0	0	3.8
Vanderbilt	01/25/2026		29:10	1-3	.333	1-1	1.000	0-0	.000	0	1	1	1.6	0	4	2	0	0	3	3.8
at Auburn	01/29/2026		27:58	3-3	1.000	1-1	1.000	2-2	1.000	0	2	2	1.6	2	6	2	0	4	9	4.1
at Texas A&M	02/02/2026	*	31:38	1-2	.500	0-1	.000	5-6	.833	0	1	1	1.6	0	3	0	0	3	7	4.2
Mississippi St.	02/05/2026		27:28	2-4	.500	0-0	.000	6-6	1.000	0	2	2	1.6	1	6	4	0	1	10	4.5

CAREER YEAR-BY-YEAR

SEASON	TEAM	GP-GS	MIN/AVG	FG-FGA	FG%	3FG-3FGA	3FG%	FT-FTA	FT%	OFF	DEF	TOT	AVG	PF-FO	A	TO	BLK	STL	PTS	AVG
2024-25	SC	30-0	329/11.0	34-68	.500	3-13	.231	22-32	.688	2	23	25	0.8	18-0	51	17	1	21	93	3.1
2025-26	SC	21-1	430/20.5	27-76	.355	6-21	.286	34-46	.739	6	28	34	1.6	20-0	62	12	2	25	94	4.5
TOTAL		51-1	759/14.9	61-144	.424	9-34	.265	56-78	.718	8	51	59	1.2	38-0	113	29	3	46	187	3.7

24

AYLA McDOWELL

6-1 • Fr. • Guard • Cypress, Texas

Major: Mechanical Engineering



Full Bio

IG: @aylawyla • X: @aylamm2_ • TIKTOK: @userayla_

Career Notables

- Earned a spot on the McDonald's All-America team and ranked No. 15 overall in the 2025 Class
- Amassed over 2,700 career points and reached 1,000 rebounds her senior season
- Three-time district MVP and named first-team all-district as a junior
- Led team to 30-4 record and to the regional finals as a senior, averaging 25.1 points, 8.6 rebounds and 3.3 assists
- Has represented Brazil on the international stage three times, including with the senior team in the 2025 AmeriCup
- Led Brazil in scoring with 16.8 ppg at the 2025 FIBA U19 World Cup

Season Highlights

- Has played in 26 games, averaging 15.9 minutes
- Made a buzzer beating floater at the end of the third quarter at #/6/6 LSU (Feb. 14) to extend the Gamecocks' lead to five heading into the fourth
- Came out swinging in her first career start against Mississippi State (Feb. 5), posting a career-high tying 16 points, grabbing five boards, and making a new SEC career-high four made 3s ... solid defensively with three steals
- Had her best SEC outing of the season with eight points, including a pair of 3s, and three steals at Auburn (Jan. 29)
- Knocked down a new SEC career-high two threes against #5/4 Vanderbilt (Jan. 25)
- Hit her first career SEC 3 against Georgia (1/11) in an 12-4 run to open up the fourth quarter en route to a new conference play high of five points
- Made her SEC debut against #rv/24 Alabama (Jan. 1) with 14 minutes of action
- Posted a season-high 16 points against NC Central (Dec. 7), including five 3s
- Hit a clutch 3 at #22/21 Louisville (Dec. 4) and had a pair of offensive rebounds
- Posted her first double-digit scoring game with 11 against Bowling Green (Nov. 7)



Awards

High School

McDonald's All-America (2025)

International (Brazil)

2025 FIBA U19 World Cup

2025 FIBA AmeriCup

2024 FIBA U18 AmeriCup

Miscellaneous

	Season	Career	Record
10+ Points	3	3	3-0

Career Highs

Pts	16, 2x, last vs. Miss. State, 2/5/26
FG	6 vs. Miss. State, 2/5/26
FGA	12 vs. Miss. State, 2/5/26
3FG	5 vs. NC Central, 12/7/25
3FGA	8 vs. Miss. State, 2/5/26
FT	4 vs. Queens, 11/23/25
FTA	4, 3x, last vs. Queens, 11/23/25
Reb	5, 2x, last vs. Miss. State, 2/5/26
Off Reb	3, 2x, last vs. Miss. State, 2/5/26
Blk	2 at Texas A&M, 2/2/26
Stl	3, 3x, last vs. Miss. State, 2/5/26
Asst	2 at FGCU, 12/20/25
Min	29 vs. Miss. State, 2/5/26

SEC Career Highs

Pts	16 vs. Miss. State, 2/5/26
FG	6 vs. Miss. State, 2/5/26
FGA	12 vs. Miss. State, 2/5/26
3FG	4 vs. Miss. State, 2/5/26
3FGA	8 vs. Miss. State, 2/5/26
FT	2, 2x, last at Florida, 1/4/26
FTA	2, 2x, last at Florida, 1/4/26
Reb	5 vs. Miss. State, 2/5/26
Off Reb	3 vs. Miss. State, 2/5/26
Blk	2 at Texas A&M, 2/2/26
Stl	3, 2x, last vs. Miss. State, 2/5/26
Asst	1 at Auburn, 1/29/26
Min	29 vs. Miss. State, 2/5/26

2025-26 GAME-BY-GAME

Opponent	Date	GS	MIN	FG-FGA	PCT	3FG-3FGA	PCT	FT-FTA	PCT	OFF	DEF	TOT	AVG	PF	A	TO	BLK	STL	PTS	AVG
Grand Canyon	11/03/2025		17:29	3-5	.600	0-1	.000	3-4	.750	1	1	2	2.0	2	0	2	0	1	9	9.0
Bowling Green	11/07/2025		22:47	3-5	.600	2-3	.667	3-4	.750	1	2	3	2.5	1	1	2	0	2	11	10.0
Clemson	11/11/2025		04:09	0-0	.000	0-0	.000	0-0	.000	0	1	1	2.0	0	0	0	0	0	0	6.7
vs Southern California	11/15/2025		03:33	0-1	.000	0-1	.000	0-0	.000	0	0	0	1.5	0	0	0	0	0	0	5.0
Winthrop	11/19/2025		25:43	3-4	.750	0-1	.000	1-1	1.000	2	2	4	2.0	0	1	0	0	1	7	5.4
Queens (NC)	11/23/2025		16:45	1-4	.250	1-4	.250	4-4	1.000	2	3	5	2.5	1	1	0	1	1	7	5.7
vs Duke	11/26/2025		01:31	0-1	.000	0-0	.000	0-0	.000	0	0	0	2.1	0	0	0	0	0	0	4.9
vs Texas	11/27/2025		05:12	0-3	.000	0-1	.000	0-0	.000	1	0	1	2.0	0	0	0	0	0	0	4.3
at Louisville	12/04/2025		08:42	1-2	.500	1-1	1.000	0-0	.000	2	0	2	2.0	1	1	1	0	0	3	4.1
N.C. Central	12/07/2025		26:56	5-9	.556	5-7	.714	1-2	.500	0	2	2	2.0	2	0	3	0	0	16	5.3
Penn St.	12/14/2025		20:33	2-5	.400	0-2	.000	0-0	.000	3	1	4	2.2	1	0	0	0	0	4	5.2
at South Fla.	12/18/2025		19:50	1-6	.167	1-5	.200	0-2	.000	1	0	1	2.1	2	0	0	0	3	3	5.0
at FGCU	12/20/2025		23:42	1-4	.250	1-4	.250	0-0	.000	0	0	0	1.9	2	2	1	0	2	3	4.8
Providence	12/28/2025		20:19	3-6	.500	2-5	.400	0-0	.000	0	0	0	1.8	2	0	0	0	0	8	5.1
Alabama	01/01/2026		13:60	0-2	.000	0-1	.000	2-2	1.000	1	0	1	1.7	1	0	1	1	0	2	4.9
at Florida	01/04/2026		07:51	1-4	.250	0-3	.000	2-2	1.000	1	0	1	1.7	3	0	1	0	0	4	4.8
at Arkansas	01/08/2026		19:25	0-2	.000	0-1	.000	1-2	.500	0	2	2	1.7	2	0	1	0	2	1	4.6
Georgia	01/11/2026		11:18	2-5	.400	1-2	.500	0-0	.000	0	1	1	1.7	0	0	0	0	1	5	4.6
at Coppin St.	01/18/2026		15:38	2-3	.667	1-1	1.000	0-0	.000	0	0	0	1.6	0	0	1	0	0	5	4.6
at Oklahoma	01/22/2026		08:53	1-2	.500	1-2	.500	0-0	.000	0	0	0	1.5	0	0	0	1	0	3	4.6
Vanderbilt	01/25/2026		10:15	2-2	1.000	2-2	1.000	0-0	.000	0	0	0	1.4	1	0	0	0	0	6	4.6
at Auburn	01/29/2026		24:38	3-7	.429	2-6	.333	0-0	.000	0	2	2	1.5	1	1	1	0	3	8	4.8
at Texas A&M	02/02/2026		20:48	1-4	.250	0-2	.000	0-0	.000	1	1	2	1.5	2	0	1	2	1	2	4.7
Mississippi St.	02/05/2026	*	29:27	6-12	.500	4-8	.500	0-0	.000	3	2	5	1.6	1	0	0	0	3	16	5.1
Tennessee	02/08/2026		24:02	3-4	.750	1-2	.500	0-0	.000	2	0	2	1.6	1	0	2	0	0	7	5.2
at LSU	02/14/2026		09:01	1-3	.333	0-1	.000	0-0	.000	1	0	1	1.6	1	0	0	0	0	2	5.1

CAREER YEAR-BY-YEAR

SEASON	TEAM	GP-GS	MIN/AVG	FG-FGA	FG%	3FG-3FGA	3FG%	FT-FTA	FT%	OFF	DEF	TOT	AVG	PF-FO	A	TO	BLK	STL	PTS	AVG
2025-26	SC	26-1	412/15.9	45-105	.429	25-66	.379	17-23	.739	22	20	42	1.6	27-0	7	17	5	20	132	5.1
TOTAL		26-1	412/15.9	45-105	.429	25-66	.379	17-23	.739	22	20	42	1.6	27-0	7	17	5	20	132	5.1

11

MADINA OKOT

6-6 • Sr. • Center • Mumias, Kenya
Major: Services Management

Full Bio

IG: @OkotMadina • X: @MadinaOkot84132 • TIKTOK: @godsfavoritegirl20



In the Gamecock Record Book

Game

1st – Off. rebs. in SEC game (10 at Florida, 1/4/26)

Career Notables

- Played one season at Mississippi State, averaging 11.3 points and a team-high 9.6 rebounds
- Led the SEC and ranked fourth in the nation with a .649 field goal percentage
- Ranked fourth in the SEC in rebounds per game, raising her average to 10.1 per SEC contest in 2024-25
- Began playing basketball at the age of 17

Season Highlights

- On the Lisa Leslie Center of the Year Midseason Top 10
- Seventh in the nation in double-doubles (16), 12th in field goal percentage, 17th in rebounding average
- Ranks sixth in the SEC with 1.5 blocks per game and fourth with 3.6 offensive rebounds per game
- Earned her 16th double-double of the season at #6/6 LSU (Feb. 14), scoring four of the team's final six points to seal the victory
- Led the team on the glass for the 19th time this season against #19/17 Tennessee (Feb. 8), grabbing 15 boards as part of her 15th double-double this season, including five in the second quarter to help hold the Lady Vols at bay
- Grabbed her 14th double-double of the season against Mississippi State (Feb. 5), bringing in six of her 10 points in the third quarter as part of a 19-4 Gamecock run that put South Carolina up by 40
- Had an immediate impact off the bench against #5/4 Vanderbilt (Jan. 25) with seven points on 3-of-3 shooting in the first quarter alone ... tied her career high with five steals and finished with 17 points and a team-high seven rebounds
- Hit a game-changing 3 in the fourth quarter against #4/4 Texas (Jan. 15) to put the Gamecocks up four late
- Tallied her 11th double-double of the season at Florida (Jan. 4), grabbing a career-high 10 offensive boards to tie for the most for a Gamecock in an SEC game in program history
- Scored a career-high 27 points at FGCU (Dec. 20) with 23 of those points coming in the second half on 10-of-12 shooting, including her first career 3-pointer ... also grabbed 10 boards in the final 20 minutes
- Powered the Gamecocks' rally at #22/21 Louisville (Dec. 4), scoring seven of the team's final nine points and grabbing two defensive rebounds after the Cardinals took a five-point lead with 4:23 to play ... finished with 23 points (13 in the second half) and 13 rebounds (10 in the second half)
- Posted a pair of double-doubles at the Players Era Championship, averaging 17.5 points and 12.0 rebounds against Duke and #4/4 Texas (Nov. 26-27) and shooting 64.0 percent at the event
- Grabbed 15 rebounds at #8/10 Southern Cal (Nov. 15), which were the most by a Gamecock against a ranked opponent since Kamilla Cardoso grabbed 17 in the 2024 National Championship, and was solid defensively to help slow down the Trojans

Miscellaneous

	Season	Career	Record
Double-Doubles	16	28*	25-3
20+ Points	4	6*	6-0
10+ Points	21	43*	38-5
20+ Rebounds	0	1*	1-0
10+ Rebounds	18	35*	29-6
Tm-High Points	4	12*	11-1
Tm-High Rebs.	20	44*	34-10

Career Highs

Pts	27 at FGCU, 12/20/25
FG	13 at UMES, 12/20/24*
FGA	18 vs. Duke, 11/26/25
FT	4, 10x, last at LSU, 2/14/26*
FTA	8 vs. Memphis, 11/7/24*
Reb	23 at Vanderbilt, 2/13/25*
Off Reb	10 at Florida, 1/4/26
Blk	4, 3x, last at Arkansas, 1/8/26*
Stl	5, 3x, last vs. Vanderbilt, 1/25/26
Asst	3, 3x, last vs. Winthrop, 11/19/25*
Min	35 vs. Southern Cal, 11/15/25

SEC Career Highs

Pts	21 at Vanderbilt, 2/13/25*
FG	10 at Vanderbilt, 2/13/25*
FGA	14 vs. Texas A&M, 2/23/25*
FT	4, 3x, last at LSU, 2/14/26
FTA	6 at Arkansas, 1/8/26
Reb	23 at Vanderbilt, 2/13/25*
Off Reb	10 at Florida, 1/4/26
Blk	4, 2x, last at Arkansas, 1/8/26
Stl	5, 2x, last vs. Vanderbilt, 1/25/26
Asst	3, 2x, last at Florida, 2/16/25*
Min	34 at Vanderbilt, 2/13/25*

* indicates occurred at least once at previous NCAA Div. I school

2025-26 GAME-BY-GAME

Opponent	Date	GS	MIN	FG-FGA	PCT	3FG-3FGA	PCT	FT-FTA	PCT	OFF	DEF	TOT	AVG	PF	A	TO	BLK	STL	PTS	AVG
Grand Canyon	11/03/2025	*	17:26	4-5	.800	0-0	.000	4-6	.667	0	4	4	4.0	3	0	0	0	0	12	12.0
Bowling Green	11/07/2025	*	21:36	6-9	.667	0-0	.000	1-1	1.000	4	7	11	7.5	0	2	0	4	1	13	12.5
Clemson	11/11/2025	*	24:46	5-12	.417	0-0	.000	2-2	1.000	4	8	12	9.0	3	1	1	1	1	12	12.3
vs Southern California	11/15/2025	*	34:45	3-9	.333	0-0	.000	0-0	.000	5	10	15	10.5	2	0	2	2	1	6	10.8
Winthrop	11/19/2025	*	25:16	10-12	.833	0-0	.000	3-4	.750	6	5	11	10.6	2	3	2	3	1	23	13.2
Queens (NC)	11/23/2025	*	19:16	5-8	.625	0-1	.000	4-4	1.000	2	10	12	10.8	1	0	0	3	2	14	13.3
vs Duke	11/26/2025	*	30:32	11-18	.611	0-1	.000	1-2	.500	5	8	13	11.1	1	2	3	2	4	23	14.7
vs Texas	11/27/2025	*	34:05	5-7	.714	0-0	.000	2-2	1.000	1	10	11	11.1	5	1	4	1	1	12	14.4
at Louisville	12/04/2025	*	32:38	10-16	.625	0-0	.000	3-7	.429	3	10	13	11.3	2	2	4	0	0	23	15.3
N.C. Central	12/07/2025	*	10:53	5-9	.556	0-0	.000	0-1	.000	7	2	9	11.1	0	1	2	1	1	10	14.8
at South Fla.	12/18/2025	*	20:38	6-7	.857	0-1	.000	0-0	.000	2	8	10	11.0	1	1	1	1	1	12	14.5
at FGCU	12/20/2025	*	25:04	12-16	.750	1-1	1.000	2-5	.400	7	5	12	11.1	2	2	1	1	1	27	15.6
Providence	12/28/2025	*	23:39	7-10	.700	0-0	.000	4-7	.571	3	10	13	11.2	3	2	2	1	2	18	15.8
Alabama	01/01/2026	*	25:20	5-13	.385	0-0	.000	1-1	1.000	4	5	9	11.1	3	1	3	0	2	11	15.4
at Florida	01/04/2026	*	24:03	5-11	.455	0-0	.000	2-5	.400	10	7	17	11.5	3	0	3	3	5	12	15.2
at Arkansas	01/08/2026	*	21:11	5-8	.625	1-1	1.000	4-6	.667	4	6	10	11.4	2	1	4	4	0	15	15.2
Georgia	01/11/2026	*	24:40	5-9	.556	0-1	.000	4-4	1.000	4	6	10	11.3	2	1	5	2	1	14	15.1
Texas	01/15/2026	*	25:07	4-7	.571	1-1	1.000	1-2	.500	1	4	5	10.9	2	1	3	0	2	10	14.8
at Coppin St.	01/18/2026	*	23:18	3-10	.300	0-2	.000	2-2	1.000	4	8	12	11.0	1	1	4	1	1	8	14.5
at Oklahoma	01/22/2026	*	16:57	3-9	.333	0-0	.000	0-0	.000	1	3	4	10.7	3	0	3	1	2	6	14.1
Vanderbilt	01/25/2026	*	19:49	8-9	.889	0-0	.000	1-1	1.000	3	4	7	10.5	1	0	4	1	5	17	14.2
at Auburn	01/29/2026	*	15:52	2-2	1.000	0-0	.000	1-2	.500	0	6	6	10.3	1	0	2	2	0	5	13.8
at Texas A&M	02/02/2026	*	21:47	3-3	1.000	0-0	.000	0-0	.000	1	2	3	10.0	0	1	2	0	1	6	13.4
Mississippi St.	02/05/2026	*	29:51	4-9	.444	0-1	.000	2-2	1.000	2	8	10	10.0	3	0	2	2	1	10	13.3
Tennessee	02/08/2026	*	25:09	4-5	.800	0-0	.000	2-2	1.000	3	13	16	10.2	1	1	4	2	1	10	13.2
at LSU	02/14/2026	*	31:18	4-10	.400	0-0	.000	4-4	1.000	7	10	17	10.5	4	1	0	1	1	12	13.1

CAREER YEAR-BY-YEAR

SEASON	TEAM	GP-GS	MIN/AVG	FG-FGA	FG%	3FG-3FGA	3FG%	FT-FTA	FT%	OFF	DEF	TOT	AVG	PF-FO	A	TO	BLK	STL	PTS	AVG
2024-25	MS	34-34	769/22.6	170-262	.649	0-0	.000	45-72	.625	120	205	325	9.6	90-3	24	85	38	46	385	11.3
2025-26	SC	26-23	625/24.0	144-243	.593	3-10	.300	50-72	.694	93	179	272	10.5	51-1	25	61	39	38	341	13.1
TOTAL FOR SC		26-23	625/24.0	144-243	.593	3-10	.300	50-72	.694	93	179	272	10.5	51-1	25	61	39	38	341	13.1
TOTAL		60-57	1394/23.2	314-505	.622	3-10	.300	95-144	.660	213	384	597	10.0	141-4	49	146	77	84	726	12.1

15

ADHEL TAC

6-5 • So. • Forward • Grand Prairie, Texas
Major: Sports Media

Full Bio

IG: @lehda.aaa • X: @TacAdhel • TIKTOK: @lehda.aaa

Career Notables

- Enrolled at South Carolina in January 2024 after suffering a season-ending injury early in her senior season at South Grand Prairie ... Had surgery to repair the injury on Feb. 2, 2024
- Ranked the No. 26 player in the Class of 2024, according to ESPNW, when she chose to early enroll
- Was ranked as high as No. 12 in her class before sitting out the 2022-23 season with an injury
- In her last full season of high school play (2021-22), averaged 14.1 points and 8.8 rebounds and helped team to Class 6A state runner-up finish

Season Highlights

- Has played in 23 games, including three starts, and averages 11.2 minutes
- Strong force in third quarter against Mississippi State (Feb. 5), scoring half of her eight points in just four minutes in a 13-1 run, including the final basket at the end of the period that extended the Gamecocks' lead by 40
- Beast on the glass at #16/16 Oklahoma (Jan. 22), grabbing a team and SEC career-high tying six rebounds, with five offensive boards marking a new career high
- Changed the energy of the inside game against #4/4 Texas (Jan. 15) in the third quarter, grabbing two rebounds, drawing a pair of fouls and blocking a shot in just four minutes on the court
- Put up six points on the road at Arkansas (Jan. 8) for her most in an SEC game this season, also grabbing the first steal of her SEC career
- Added huge energy, three points, two rebounds and a blocked shot to a 14-5 Gamecock run that closed out the first quarter against #rv/24 Alabama (Jan. 1) in a new SEC career-high of 11 minutes on the floor
- Posted her first career double-double with 11 points and 10 rebounds against Queens (Nov. 23)



Awards

At South Carolina

SEC Academic Honor Roll (2025)

Miscellaneous

	Season	Career	Record
Double-Doubles	1	1	1-0
10+ Points	1	1	1-0
10+ Points	1	1	1-0

Career Highs

Pts	11 vs. Queens, 11/23/25
FG	4 vs. Miss. State, 2/5/26
FGA	6 vs. Miss. State, 2/5/26
FT	5 vs. Queens, 11/23/25
FTA	9 at Arkansas, 1/8/26
Reb	10 vs. Queens, 11/23/25
Off Reb	5 at Oklahoma, 1/22/26
Blk	2, 3x, last vs. Providence, 12/28/25
Stl	1, 7x, last at Arkansas, 1/8/26
Asst	2 vs. Bowling Green, 11/7/25
Min	22 vs. NC Central, 12/7/25

SEC Career Highs

Pts	9 at Missouri, 1/2/25
FG	4 vs. Miss. State, 2/5/26
FGA	6 vs. Miss. State, 2/5/26
FT	4, 2x, last at Arkansas, 1/8/26
FTA	9 at Arkansas, 1/8/26
Reb	6, 2x, last at Oklahoma, 1/22/26
Off Reb	5 at Oklahoma, 1/22/26
Blk	2x, last vs. Alabama, 1/1/26
Stl	1 at Arkansas, 1/8/26
Asst	1, 2x, last at Arkansas, 1/8/26
Min	15 at Arkansas, 1/8/26

2025-26 GAME-BY-GAME

Opponent	Date	GS	MIN	FG-FGA	PCT	3FG-3FGA	PCT	FT-FTA	PCT	OFF	DEF	TOT	AVG	PF	A	TO	BLK	STL	PTS	AVG
Grand Canyon	11/03/2025		14:45	1-2	.500	0-0	.000	0-1	.000	1	5	6	6.0	1	0	1	0	2	2.0	
Bowling Green	11/07/2025		12:21	1-2	.500	0-0	.000	1-2	.500	1	1	2	4.0	1	2	0	1	1	3	2.5
Clemson	11/11/2025		05:57	0-0	.000	0-0	.000	0-0	.000	0	3	3	3.7	1	0	1	0	0	0	1.7
Winthrop	11/19/2025		12:44	3-3	1.000	0-0	.000	0-0	.000	1	4	5	4.0	2	0	0	1	0	6	2.8
Queens (NC)	11/23/2025		18:49	3-3	1.000	0-0	.000	5-8	.625	1	9	10	5.2	0	1	2	1	1	11	4.4
vs Duke	11/26/2025		07:02	0-0	.000	0-0	.000	2-2	1.000	1	0	1	4.5	1	0	1	0	0	2	4.0
vs Texas	11/27/2025		07:58	1-1	1.000	0-0	.000	0-0	.000	0	4	4	4.4	0	0	0	2	0	2	3.7
at Louisville	12/04/2025		03:23	0-1	.000	0-0	.000	1-2	.500	1	0	1	4.0	1	0	0	0	0	1	3.4
N.C. Central	12/07/2025	*	21:59	0-3	.000	0-0	.000	2-2	1.000	1	2	3	3.9	1	0	1	1	0	2	3.2
Penn St.	12/14/2025	*	14:31	1-3	.333	0-0	.000	0-2	.000	2	1	3	3.8	2	0	1	0	1	2	3.1
at South Fla.	12/18/2025		11:18	2-3	.667	0-0	.000	1-2	.500	2	6	8	4.2	1	0	0	2	0	5	3.3
at FGCU	12/20/2025		15:31	2-2	1.000	0-0	.000	0-2	.000	1	3	4	4.2	0	0	0	1	1	4	3.3
Providence	12/28/2025		08:53	1-2	.500	0-0	.000	1-1	1.000	0	1	1	3.9	1	1	1	2	0	3	3.3
Alabama	01/01/2026		10:39	1-1	1.000	0-0	.000	1-2	.500	0	5	5	4.0	1	0	1	1	0	3	3.3
at Florida	01/04/2026		05:57	1-2	.500	0-0	.000	1-2	.500	2	1	3	3.9	1	0	0	0	0	3	3.3
at Arkansas	01/08/2026		14:54	1-3	.333	0-0	.000	4-9	.444	1	1	2	3.8	5	1	0	0	1	6	3.4
Georgia	01/11/2026		13:26	0-2	.000	0-0	.000	0-0	.000	0	2	2	3.7	1	0	0	1	0	0	3.2
Texas	01/15/2026		11:37	0-0	.000	0-0	.000	1-2	.500	1	2	3	3.7	2	0	0	1	0	1	3.1
at Oklahoma	01/22/2026		10:12	1-4	.250	0-0	.000	0-0	.000	5	1	6	3.8	1	0	1	1	0	2	3.1
Vanderbilt	01/25/2026		03:49	1-1	1.000	0-0	.000	0-0	.000	0	0	0	3.6	0	0	1	0	0	2	3.0
at Auburn	01/29/2026		12:24	1-3	.333	0-0	.000	2-2	1.000	2	2	4	3.6	2	0	2	1	0	4	3.0
at Texas A&M	02/02/2026	*	05:57	0-1	.000	0-0	.000	0-0	.000	0	0	0	3.5	1	0	0	1	0	0	2.9
Mississippi St.	02/05/2026		13:51	4-6	.667	0-0	.000	0-0	.000	1	2	3	3.4	1	0	1	0	0	8	3.1

CAREER YEAR-BY-YEAR

SEASON	TEAM	GP-GS	MIN/AVG	FG-FGA	FG%	3FG-3FGA	3FG%	FT-FTA	FT%	OFF	DEF	TOT	AVG	PF-FO	A	TO	BLK	STL	PTS	AVG
2024-25	SC	23-0	87/3.8	13-31	.419	0-0	.000	10-16	.625	15	22	37	1.6	20-0	1	5	2	2	36	1.6
2025-26	SC	23-3	258/11.2	25-48	.521	0-0	.000	22-41	.537	24	55	79	3.4	27-1	5	13	18	5	72	3.1
TOTAL		46-3	345/7.5	38-79	.481	0-0	.000	32-57	.561	39	77	116	2.5	47-1	6	18	20	7	108	2.3

31

ALICIA TOURNEBIZE

6-7 • Fr. • Forward • Vichy, France
Major: International Studies

Full Bio



IG: @alicia_tbz

Career Notables

- Played in the Tango Bourges Basket program in France's premier women's professional league since U15
- Earned a spot on the club's professional roster in 2025-26 on a training-intern contract and, in her first LFB debut she scored 12 points in 12 minutes against Toulouse Metropole
- Named to the All-Star 5 at the 2025 FIBA U18 EuroBasket, leading the team in scoring (12.1 ppg) and rebounding (8.9 rpg) to rank among the tournament's top 10 in both categories
- Became the first documented French woman to dunk in a game in September 2024, and has added several others throughout her career, including a two-handed dunk in the third-place game of the 2025 FIBA U18 EuroBasket
- Mother, Isabelle Fijalkowski, played at Colorado and in the WNBA along with a decorated international career ... will be inducted into the Women's Basketball Hall of Fame (Class of 2026) following earning hall of fame status at the French Basketball Academy (2011) and FIBA (2020)

Season Highlights

- Arrived in Columbia on Jan. 1
- Had a perfect shooting night against #19/17 Tennessee (Feb. 8), finishing 3-for-3 including a new career-high of two made 3s, all in just nine minutes on the floor in the final two quarters
- Dropped five of her eight points against Mississippi State (Feb. 5) in the fourth quarter, including her second career 3 with a minute remaining to extend the Gamecocks' lead to nearly 50, all while handing out a new career-high three assists in 19 minutes on the floor
- Grabbed a career-best five rebounds and her first SEC made free throw in just nine minutes on the court at Texas A&M (Feb. 2)
- Had an efficient second quarter at #16/16 Oklahoma (Jan. 22), scoring seven points in just as many minutes on the floor en route to a new high of nine points, including the first 3 of her Gamecock career
- Had a strong outing at Coppin State (Jan. 18), putting up her first career stats with eight points in addition to a block, steal, and assist
- Made college debut against #4/4 Texas, seeing five minutes of game action

Awards

International (France)

2025 FIBA U18 EuroBasket, All-Star 5
2024 FIBA U17 World Cup

Career Highs

Pts.....9 at Oklahoma, 1/22/26
FG.....4 at Oklahoma, 1/22/26
FGA.....6, 3x, last at Auburn, 1/29/26
3FG.....2 vs. Tennessee, 2/8/26
3FGA.....2 vs. Tennessee, 2/8/26
FT.....2 at Coppin State, 1/18/26
FTA.....2, 2x, last at Texas A&M, 2/2/26
Reb.....5 at Texas A&M, 2/2/26
Off Reb.....3 at Texas A&M, 2/2/26
Blk.....1, 3x, last vs. Tennessee, 2/8/26
Stl.....1, 3x, last vs. Tennessee, 2/8/26
Asst.....3 vs. Miss. State, 2/5/26
Min.....19, 2x, last vs. Tennessee, 2/8/26

SEC Career Highs

Pts.....9 at Oklahoma, 1/22/26
FG.....4 at Oklahoma, 1/22/26
FGA.....6, 2x, last at Auburn, 1/29/26
3FG.....2 vs. Tennessee, 2/8/26
3FGA.....2 vs. Tennessee, 2/8/26
FT.....1, 2x, last vs. Miss. State, 2/5/26
FTA.....2 at Texas A&M, 2/2/26
Reb.....5 at Texas A&M, 2/2/26
Off Reb.....3 at Texas A&M, 2/2/26
Blk.....1, 2x, last vs. Tennessee, 2/8/26
Stl.....1, 2x, last v vs. Tennessee, 2/8/26
Asst.....3 vs. Miss. State, 2/5/26
Min.....19, 2x last vs. Tennessee, 2/8/26

2025-26 GAME-BY-GAME

Opponent	Date	GS	MIN	FG-FGA	PCT	3FG-3FGA	PCT	FT-FTA	PCT	OFF	DEF	TOT	AVG	PF	A	TO	BLK	STL	PTS	AVG
Texas	01/15/2026		05:06	0-0	.000	0-0	.000	0-0	.000	0	0	0	0.0	2	0	0	0	0	0	0.0
at Coppin St.	01/18/2026		13:16	3-6	.500	0-1	.000	2-2	1.000	0	1	1	0.5	2	1	2	1	1	8	4.0
at Oklahoma	01/22/2026		14:17	4-6	.667	1-1	1.000	0-0	.000	2	1	3	1.3	4	0	1	0	0	9	5.7
Vanderbilt	01/25/2026		12:20	0-2	.000	0-0	.000	0-0	.000	1	0	1	1.3	2	0	0	0	1	0	4.3
at Auburn	01/29/2026		10:03	1-6	.167	0-0	.000	0-0	.000	1	3	4	1.8	5	0	0	0	0	2	3.8
at Texas A&M	02/02/2026		09:41	0-2	.000	0-0	.000	1-2	.500	3	2	5	2.3	2	0	3	0	0	1	3.3
Mississippi St.	02/05/2026		19:23	3-5	.600	1-1	1.000	1-1	1.000	0	3	3	2.4	4	3	0	1	0	8	4.0
Tennessee	02/08/2026		19:04	3-3	1.000	2-2	1.000	0-0	.000	1	1	2	2.4	0	0	2	1	1	8	4.5
at LSU	02/14/2026		02:41	1-2	.500	0-0	.000	0-0	.000	0	0	0	2.1	1	0	0	0	0	2	4.2

CAREER YEAR-BY-YEAR

SEASON	TEAM	GP-GS	MIN/AVG	FG-FGA	FG%	3FG-3FGA	3FG%	FT-FTA	FT%	OFF	DEF	TOT	AVG	PF-FO	A	TO	BLK	STL	PTS	AVG
2025-26	SC	9-0	106/11.8	15-32	.469	4-5	.800	4-5	.800	8	11	19	2.1	22-1	4	8	3	3	38	4.2
TOTAL		9-0	106/11.8	15-32	.469	4-5	.800	4-5	.800	8	11	19	2.1	22-1	4	8	3	3	38	4.2

2025-26 BOX SCORES



Official Basketball Box Score - Final
Grand Canyon at South Carolina
 11/03/25 Colonial Life Arena, Columbia
 2025-26 Women's Basketball

Game Time: 7:00 PM
 Game Duration: 2:03
 Attendance: 15,801

Officials: Tommi Piers, Tiffany Bird, Gina Cantanarilli

Grand Canyon - 54

Record: 0-1

NO.	Name	Min	FG	3P	FT	Rebounds	Fouls	TP	AS	TO	ST	Blocks	BS	BA	+/		
			M	A	M	A	OR	DR	TOT	FF	P						
1	Anisa Jeffries	F 29:58	5-10	0-3	1-1	2	3	5	3	1	11	1	1	0	0	-29	
11	Holly Griffiths	F 04:56	0-1	0-1	0-0	0	0	0	0	2	0	0	1	0	0	-6	
0	Chloe Mann	G 22:35	4-12	3-8	4-4	1	0	1	3	5	15	2	2	0	0	-24	
8	Sifa Joyeuse	G 17:45	2-9	1-6	1-2	0	4	4	2	3	6	0	1	0	1	-16	
20	Juliana LaMendola	G 18:38	1-5	0-4	0-0	1	0	1	2	5	2	2	2	0	0	-20	
54	Faith Carson	16:48	1-3	0-2	0-0	0	4	4	3	2	2	0	1	0	1	-21	
3	AleJah Douglas	26:19	4-10	3-6	5-6	1	2	3	2	4	16	0	2	0	0	1	-26
15	Favor Ayodele	10:04	0-1	0-0	0-0	2	1	3	3	1	0	0	0	0	1	1	-17
33	Ines Zouina	06:28	0-3	0-1	0-0	0	0	0	0	1	0	0	3	1	0	0	-13
6	Casey Valenti-Paea	10:08	0-4	0-1	0-0	0	1	1	0	0	0	0	1	1	0	2	-6
24	Norah Moo	17:17	0-1	0-0	1-2	2	0	2	0	1	1	0	0	0	0	0	-13
7	Karley Johnson	09:12	0-0	0-0	0-0	1	1	2	2	0	1	1	1	1	0	0	2
4	Diamond Wright	07:29	0-2	0-1	1-2	0	0	0	0	1	1	0	0	0	0	0	-8
22	Kaitlyn Elsholz	02:23	0-1	0-1	0-0	0	0	0	0	0	0	0	0	0	0	0	-1
Team						2	2	4	0	0	0	2					
Totals			17:62	7:34	13:17	12	19	31	26	21	54	6	17	3	3	6	-40

Major Fouls: NONE

South Carolina - 94

Record: 1-0

NO.	Name	Min	FG	3P	FT	Rebounds	Fouls	TP	AS	TO	ST	Blocks	BS	BA			
8	Joyce Edwards	F 27:10	5-11	0-2	3-4	2	3	5	3	2	13	1	2	0	1	30	
11	Madina Okot	C 17:26	4-5	0-0	4-6	4	4	3	7	12	0	0	0	1	0	25	
00	Ta'Niya Latson	G 28:06	7-10	1-2	5-8	0	1	1	2	6	20	4	2	1	0	1	34
5	Tessa Johnson	G 32:31	8-13	3-6	0-0	1	4	5	1	2	19	3	1	1	1	0	38
25	Raven Johnson	G 25:48	4-6	3-5	0-0	0	8	8	2	0	11	7	1	3	0	0	23
1	Maddy McDaniel	07:41	1-2	1-1	0-0	0	0	0	2	1	3	2	0	0	0	1	15
44	Agot Makeer	19:06	1-3	1-2	2-2	0	2	2	4	5	2	3	0	3	0	8	
30	Maryam Dauda	09:58	0-0	0-0	0-0	0	2	2	1	0	0	0	0	0	0	0	1
24	Ayla McDowell	17:29	3-5	0-1	3-4	1	1	2	2	4	9	0	2	1	0	0	10
15	Adhel Tac	14:45	1-2	0-0	0-1	1	5	6	1	2	2	0	0	0	1	0	16
Team						0	3	3	0	0	0	0					
Totals			34:57	9:19	17:25	5	33	38	21	26	94	11	6	6	3	40	

Major Fouls: NONE

	CLM	USC
Biggest lead	0 (1 st 10:00)	41 (4 th 2:19)
Best Scoring Run	5 (2 nd 3:25)	15 (1 st 0:32)
Lead Changes	0	
Times Tied	0	
Time with Lead	00:00	39:49

Points from	CLM	USC
Turnovers	10	22
Paint	18	40
Second Chance	15	14
Fast Breaks	2	32
Bench	20	19

Period by Period Scoring	1st	2nd	3rd	4th	TOT
CLM	10	21	16	7	54
USC	29	31	19	15	94

Shooting By Period	1st	2nd	3rd	4th	GM
FG	10-16	62.5%			
3P	4-9	44.4%			
FT	5-7	71.4%			
2nd FG	12-17	70.6%			
3P	5-7	71.4%			
FT	3-4	75%			
4th FG	6-12	50.0%			
3P	0-2	0.0%			
FT	7-11	63.6%			
4th FG	6-12	50.0%			
3P	0-1	0.0%			
FT	3-4	75%			
GM FG	34-57	59.6%			
3P	9-19	47.4%			
FT	17-25	68.0%			

Dead Ball Rebounds: 5, 1



Official Basketball Box Score - Final
Bowling Green at South Carolina
 11/07/25 Colonial Life Arena, Columbia
 2025-26 Women's Basketball

Game Time: 7:00 PM
 Game Duration: 1:46
 Attendance: 16,549

Officials: Natasha Camy, Jeffrey Smith, Chris Saucido

Bowling Green - 47

Record: 1-1

No.	Name	Min	FG	3P	FT	Rebounds	Fouls	TP	AS	TO	ST	Blocks	BS	BA	+/-		
11	Taya Ellis	F 17:00	0-5	0-0	0-0	2	2	4	2	0	0	1	2	2	0	1	-32
22	Lauren Gerken	F 15:32	1-9	1-7	0-0	1	0	1	3	0	3	0	0	1	0	-31	
3	Johnna Donahue	G 34:36	4-15	0-1	1-2	3	1	4	0	3	9	1	4	5	0	3	-56
10	Paige Kohler	G 35:42	3-15	1-5	0-0	0	0	0	3	2	7	5	1	0	0	1	-63
12	Ky Aira Miller	G 26:07	2-7	2-4	0-0	1	1	2	3	1	6	0	2	0	0	1	-52
8	Joniya Bland-Fitzpatrick	27:15	3-11	0-1	4-4	2	0	2	4	3	10	0	2	1	0	4	-45
2	Emily Siesel	16:09	1-4	1-4	0-0	1	1	2	3	0	3	2	1	2	0	1	-23
33	Kendal Mowley	04:12	0-0	0-0	0-0	0	0	0	0	0	0	0	0	1	0	0	-7
4	Jaedyn Cook	08:50	2-3	0-0	0-0	0	1	1	1	0	4	0	0	0	0	1	-7
20	Jasmine Fearnie	07:05	1-4	0-3	0-0	1	1	2	1	0	2	0	0	0	0	0	-9
0	Laila Harrison	05:10	0-0	0-0	0-0	0	0	0	0	0	0	0	0	0	0	0	-9
13	Sofia Moschen	02:16	1-1	1-1	0-0	0	0	0	0	0	3	0	0	0	0	0	-1
Team						6	1	7	0	0	0	3					
Totals			18:74	6:26	5:6	17	8	25	20	9	47	9	18	11	2	1	-67

Major Fouls: NONE

Dead Ball Rebounds: 3, 2

South Carolina - 114

Record: 2-0

NO.	Name		Min	FG M-A	3P M-A	FT M-A	Rebounds DR TOT	Fouls PF	TP	AS	TO	ST	Blocks BS	e/+	
8	Joyce Edwards	F	25:10	11-12	0-0	2-3	3 1 4	0	3	24	3	0	0	3	42
11	Madina Okot	C	21:36	6-9	0-0	1-1	4 7 11	0	2	13	2	0	1	4	48
00	Ta'Niya Latson	G	31:29	5-11	0-2	7-7	0 4 4	2	4	17	4	1	0	1	54
5	Tessa Johnson	G	26:59	6-11	2-5	0-0	2 5 7	2	1	14	3	5	0	0	44
25	Raven Johnson	G	23:00	4-7	1-2	2-2	5 5 2	2 1 1	11	11	2	3	0	0	42
44	Agot Makeer		15:45	4-6	1-2	3-5	1 2 3	0 3	12	0	2	1	1	0	25
30	Maryam Dauda		20:53	2-3	0-0	5-6	4 4 8	1 3	9	0	2	1	1	0	28
24	Ayla McDowell		22:47	3-5	2-3	3-4	1 2 3	1 2	11	1	2	2	0	0	36
15	Adhel Tac		12:21	1-2	0-0	1-2	1 1 2	1 1	3	2	0	1	1	0	16
Team							0 6 6	0	0	0	0	0			
Totals				42:66	6:14	24:30	16 37 53	9 20	114	26	14	9	11	2	67

Major Fouls: NONE

Dead Ball Rebounds: 4, 0

	BGU	USC
Biggest lead	2 (1 st 9:21)	68 (4 th 3:31)
Best Scoring Run	4 (3 rd 1:37)	16 (4 th 3:31)
Lead Changes	1	
Times Tied	1	
Time with Lead	00:19	37:59

Points from	BGU	USC
Turnovers	13	21
Paint	18	66
Second Chance	4	20
Fast Breaks	2	37
Bench	22	35

Period by Period Scoring	1st	2nd	3rd	4th	TOT
BGU	7	12	16	12	47
USC	27	28	31	28	114



Official Basketball Box Score - Final
Clemson at South Carolina
 11/11/25 Colonial Life Arena, Columbia
 2025-26 Women's Basketball

Game Time: 6:00 PM
 Game Duration: 1:36
 Attendance: 16,923

Officials: Katie Lukanich, Denise Brooks, Brandon Entine

Clemson - 37

Record: 2-1

NO.	Name		Min	FG	3P	FT	Rebounds	Fouls	TP	AS	TO	ST	Blocks	BS	BA	+/		
				M/A	M/A	M/A	OR DR TOT	FF F										
25	Demeara Hinds	F	17:54	3-6	0-0	2-2	4	4	8	4	2	8	1	2	0	0	1	-10
32	Raven Thompson	F	20:15	0-1	0-0	0-0	0	3	3	2	1	0	2	1	0	0	0	-17
10	Taylor Johnson-Matthews	G	25:58	3-12	1-6	2-2	1	3	4	0	1	9	0	2	1	0	3	-22
12	Mia Moore	G	25:48	2-10	1-3	0-0	0	4	4	1	1	5	0	1	0	0	3	-29
14	Rachael Rose	G	29:15	3-7	0-4	0-0	1	1	2	2	6	1	0	0	0	0	1	-17
21	Hadley Periman		35:07	1-5	1-5	0-0	1	1	2	2	3	3	1	4	1	0	0	-20
11	Rusne Augustinaitis		24:31	1-12	1-8	0-0	0	4	4	0	3	2	0	0	0	0	2	-3
5	Hannah Kohn		14:57	1-7	1-7	0-0	0	0	0	1	0	3	0	1	0	0	0	-11
31	Morgan Lee		02:27	0-0	0-0	0-0	0	0	0	2	0	0	0	0	0	0	0	-5
0	Holland Harris		03:50	0-1	0-0	0-0	0	0	0	0	0	0	0	0	0	0	0	-6
Team							4	1	5	0	0	2						
Totals				14-61	5-33	4-4	10	21	31	14	10	37	9	10	5	1	0	-28

2025-26 BOX SCORES



Official Basketball Box Score - Final
Winthrop at South Carolina
 11/25/25 Colonial Life Arena, Columbia
 2025-26 Women's Basketball

Game Time: 7:00 PM
 Game Duration: 1:47
 Attendance: 15,787

Officials: Gina Cross, Charles Watson, Deanna Jackson

Winthrop - 56

Record: 2-2

NO.	Name	Min	FG	3P	FT	Rebounds	Fouls	TP	AS	TO	ST	Blocks	BB		
			M-A	M-A	M-A	OR DR TOT	PF	FD				BS	BA		
11	Naomi Wilson	F 17:55	3-4	0-0	1-2	2 2 4	4	3	7	0	2	0	0	-20	
3	Madison Ruff	G 13:43	4-10	0-0	2-3	1 2 3	2	6	10	0	0	1	0	-3	
13	Mya Pierfax	G 33:09	6-12	4-8	0-0	1 0 1	0	0	16	2	4	1	0	-46	
15	Amourie Porter	G 28:39	3-14	0-2	4-4	3 1 4	3	2	10	2	1	0	0	-45	
22	Cori Lard	G 25:29	2-8	1-4	0-0	1 2 3	5	0	5	1	2	0	0	-29	
7	Ryah Wilson	30:22	2-7	2-5	0-0	2 1 3	1	1	6	1	3	0	0	-1	
25	Tocarra Johnson	15:07	0-4	0-0	0-0	0 0 0	4	0	0	0	1	0	0	-19	
21	Persais Williams	21:25	1-5	0-0	0-0	2 0 2	1	1	2	2	0	0	0	-28	
5	Mya Hamilton	14:11	0-2	0-2	0-0	0 0 0	0	0	0	0	0	0	0	-13	
Team						3 1 4	0	0	1	2					
Totals			21-66	7-21	7-9	15 9 24	20	13	56	8	15	2	0	7	-50

Major Fouls: NONE

Shooting By Period		
1 st FG%	5-16	31.3%
3PT%	2-6	33.3%
FT%	3-3	100%
2 nd FG%	4-20	20.0%
3PT%	2-5	40.0%
FT%	2-2	100%
3 rd FG%	8-18	44.4%
3PT%	1-4	25.0%
FT%	1-2	50%
4 th FG%	4-12	33.3%
3PT%	2-6	33.3%
FT%	1-2	50%
GM FG%	21-66	31.8%
3PT%	7-21	33.3%
FT%	7-9	77.8%

Dead Ball Rebounds: 4-0

South Carolina - 106

Record: 5-0

NO.	Name	Min	FG	3P	FT	Rebounds	Fouls	TP	AS	TO	ST	Blocks	BS	+/	
			M-A	M-A	M-A	OR DR TOT	PF	FD				BS	BA		
8	Joyce Edwards	F 27:33	9-13	0-0	4-6	3 2 5	1	5	22	1	2	1	0	40	
11	Madina Okot	C 25:16	10-12	0-0	3-4	6 5 11	2	2	23	3	2	1	3	36	
00	Ta'Niya Latson	G 25:03	8-11	2-4	6-8	1 4 5	1	5	24	4	2	1	0	31	
5	Tessa Johnson	G 29:21	3-8	3-7	0-0	1 1 2	1	9	1	0	0	1	0	28	
25	Raven Johnson	G 21:20	1-4	0-3	1-2	0 4 4	2	2	3	10	1	0	1	0	33
30	Maryam Dauda	11:43	0-2	0-1	0-2	0 1 1	2	2	0	1	1	0	0	-7	
44	Agot Makeer	21:17	6-10	0-1	0-0	3 4 7	2	1	12	4	0	2	0	0	23
24	Ayla McDowell	25:43	3-4	0-1	1-1	2 2 4	0	0	1	7	1	0	1	0	38
15	Adhel Tac	12:44	3-3	0-0	0-0	1 4 5	2	0	6	0	0	0	1	0	14
Team						2 1 3	0	0	1	1					
Totals			43-67	5-17	15-24	18 28 46	13	20	106	25	9	6	7	0	50

Major Fouls: NONE

Shooting By Period		
1 st FG%	10-13	76.9%
3PT%	0-1	0.0%
FT%	8-8	100%
2 nd FG%	13-17	76.5%
3PT%	3-5	60.0%
FT%	4-8	50%
3 rd FG%	10-18	55.6%
3PT%	2-7	28.6%
FT%	2-4	50%
4 th FG%	10-19	52.6%
3PT%	0-4	0.0%
FT%	1-4	25%
GM FG%	43-67	64.2%
3PT%	5-17	29.4%
FT%	15-24	62.5%

Dead Ball Rebounds: 6-0

	WIN	USC
Biggest lead	2 (1 st 9:33)	52 (4 th 1:09)
Best Scoring Run	3 (1 st 3:40)	12 (2 nd 5:24)
Lead Changes	1	
Times Tied	1	
Time with Lead	00:08	38:56

Points from	WIN	USC
Turnovers	8	26
Paint	20	70
Second Chance	17	27
Fast Breaks	7	33
Bench	8	25

Period by Period Scoring	1st	2nd	3rd	4th	TOT
WIN	15	12	18	11	56
USC	28	33	24	21	106



Official Basketball Box Score - Final
Queens (NC) at South Carolina
 11/23/25 Colonial Life Arena, Columbia
 2025-26 Women's Basketball

Game Time: 2:00 PM
 Game Duration: 1:51
 Attendance: 15,222

Officials: Maggie Terman, Adrienne Gilmore, Kevin Fahy

Queens (NC) - 49

Record: 3-3

NO.	Name	Min	FG	3P	FT	Rebounds	Fouls	TP	AS	TO	ST	Blocks	B/+		
			M-A	M-A	M-A	OR DR TOT	PF	FD				BS BA			
5	Brenae Jones-Grant	F 25:05	3-11	1-4	3-4	4 3 7	3	2	10	1	2	0	0	-34	
21	Hannah Hicks	F 21:08	0-4	0-0	1-2	1 0 1	1	4	1	0	0	0	0	-46	
3	Jermamy Mapp	G 25:41	3-13	1-2	2-2	0 2 2	1	1	9	2	4	1	0	-60	
10	Ana Barreto	G 22:49	2-12	2-6	0-0	0 1 1	2	0	6	2	2	2	0	-44	
22	Dayana Colvin	G 20:56	1-6	1-2	2-2	0 2 2	2	1	5	3	5	0	0	-1	-38
8	Tamar Kogelovich	10:58	2-3	1-2	0-0	1 0 1	5	0	5	1	1	0	0	0	-21
31	Bresh Franks	18:38	1-2	0-0	0-0	2 1 3	4	1	2	1	1	0	1	0	-26
6	Magda Freire	09:54	1-3	0-2	0-0	0 0 0	2	0	2	0	3	1	0	2	-25
11	Imani Morris	06:53	0-2	0-0	0-0	0 0 0	5	2	0	0	1	0	0	0	-18
9	Kelley Hutcherson	23:05	1-6	1-3	0-0	0 0 0	0	0	1	3	1	0	1	0	-32
1	Alyssa Lewis	14:52	2-8	2-7	0-0	0 2 2	0	0	6	0	1	0	0	0	-16
Team						4 2 6	0	0	1						
Totals			16-70	9-28	8-10	12 13 25	25	12	49	11	21	5	1	12	-72

Major Fouls: NONE

Shooting By Period		
1 st FG%	1-15	6.7%
3PT%	1-3	33.3%
FT%	2-2	100%
2 nd FG%	5-17	29.4%
3PT%	3-9	33.3%
FT%	1-2	50%
3 rd FG%	5-18	27.8%
3PT%	4-5	80.0%
FT%	2-2	100%
4 th FG%	5-20	25.0%
3PT%	1-11	9.1%
FT%	3-4	75%
GM FG%	16-70	22.9%
3PT%	9-28	32.1%
FT%	8-10	80.0%

Dead Ball Rebounds: 3-2

South Carolina - 121

Record: 6-0

NO.	Name	Min	FG	3P	FT	Rebounds	Fouls	TP	AS	TO	ST	Blocks	BS	BA	
			M-A	M-A	M-A	OR DR TOT	PF	FD							
8	Joyce Edwards	F 25:10	9-11	0-0	7-9	2 2 4	3	8	25	3	1	2	2	46	
11	Madina Okot	C 19:16	5-8	0-1	4-4	2 10 12	1	2	14	0	0	2	3	41	
00	Ta'Niya Latson	G 27:40	9-11	2-2	4-5	0 2 2	1	3	24	5	2	3	1	50	
5	Tessa Johnson	G 21:21	5-8	3-5	0-0	1 1 0	0	13	5	1	0	0	0	36	
25	Raven Johnson	G 22:09	5-6	2-2	0-0	0 2 2	2	0	12	7	2	3	2	0	39
44	Agot Makeer	19:49	1-5	0-4	2-2	0 3 3	1	1	4	1	1	1	0	0	39
1	Maddy McDaniel	12:16	1-2	0-0	0-0	0 1 1	1	2	2	3	0	1	1	0	18
24	Ayla McDowell	16:45	1-4	1-4	4-4	2 3 5	1	4	7	1	0	1	1	0	34
30	Maryam Dauda	16:45	4-7	0-2	1-2	0 5 5	2	1	9	0	2	0	1	0	34
15	Adhel Tac	18:49	3-3	0-0	5-8	1 9 10	0	4	11	1	2	1	1	0	23
Team						3 3 6	0	0	0						
Totals			43-65	8-20	27-34	10 41 51	12	25	121	26	11	14	12	1	72

Major Fouls: NONE

Shooting By Period		
1 st FG%	10-16	62.5%
3PT%	0-2	0.0%
FT%	9-10	90%
2 nd FG%	10-13	76.9%
3PT%	5-5	100%
FT%	6-8	75%
3 rd FG%	13-22	59.1%
3PT%	3-9	33.3%
FT%	1-2	50%
4 th FG%	10-14	71.4%
3PT%	2-4	50.0%
FT%	11-14	78.6%
GM FG%	43-65	66.2%
3PT%	8-20	40.0%
FT%	27-34	79.4%

Dead Ball Rebounds: 4-0

	QUE	USC
Biggest lead	0 (1 st 10:00)	74 (4 th 1:12)
Best Scoring Run	6 (4 th 9:27)	28 (2 nd 8:50)
Lead Changes	0	
Times Tied	2	
Time with Lead	00:00	38:55

Points from	QUE	USC
Turnovers	12	22
Paint	12	66
Second Chance	13	11
Fast Breaks	13	56
Bench	18	33

Period by Period Scoring	1st	2nd	3rd	4th	TOT
QUE	5	14	16	14	49
USC	29	29	30	33	121



Official Basketball Box Score - Final
South Carolina at Duke
 11/20/25 Michelé ULTRA Arena, Las Vegas
 2025-26 Women's Basketball

Game Time: 4:30 PM
 Game Duration: 1:56
 Attendance: 2,380

Officials: Tiffany Bird, Fatou Cissoko-Stephens, Ray Gubeyan

South Carolina - 83

Record: 7-0

NO.	Name	Min	FG	3P	FT	Rebounds	Fouls	TP	AS	TO	ST	Blocks	BS	BA			
			M-A	M-A	M-A	OR	DR	TOT	PF	FD							
8	Joyce Edwards	F 31:51	9-18	0-1	4-5	1	5	6	1	3	22	6	1	3	0	1	10
11	Madina Okot	C 30:32	11-18	0-1	1-2	5	8	13	1	2	23	2	3	4	2	2	14
00	Ta'Niya Latson	G 25:57	6-13	0-2	0-0	0	0	1	1	2	12	2	0	0	0	1	5
5	Tessa Johnson	G 31:32	2-6	1-2	0-0	0	1	1	1	1	5	0	0	1	1	0	18
25	Raven Johnson	G 25:45	3-8	0-2	4-5	3	2	5	3	3	10	1	0	1	1	0	15
15	Adriel Tac	07:02	0-0	0-0	2-2	1	0	1	1	2	0	1	0	0	0	0	-3
1	Maddy McDaniel	19:21	2-3	0-1	1-2	0	1	1	0	2	5	1	0	0	0	2	2
30	Maryam Dauda	10:35	0-1	0-0	0-0	2	4	6	3	0	0	0	0	0	0	0	13
44	Agot Makeke	16:24	2-6	0-1	0-0	1	3	4	1	0	4	1	0	0	0	0	9
24	Ayla McDowell	01:31	0-1	0-0	0-0	0	0	0	0	0	0	0	0	0	0	0	-1
Team						2	3	5	0	0	0	0	0	0	0	0	0

2025-26 BOX SCORES



Official Basketball Box Score - Final
South Carolina at Louisville
 12/04/25 KYFCU Center, Louisville, KY
 2025-26 Women's Basketball

Game Time: 7:02 PM
 Game Duration: 1:56
 Attendance: 10,012

Officials: Maj Forsberg, Pulant Sparklock, Billy Smith

South Carolina - 79

Record: 9-1

NO.	Name	Min	FG	3P	FT	Rebounds	Fouls	TP	AS	TO	ST	Blocks	+/-
			M-A	M-A	M-A	OR DR TOT	PF FD					BS BA	
8	Joyce Edwards	F 35:17	5-12	1-1	1-2	1 4 5	1 3	12	0	3	3	0 0	-1
11	Madina Okot	C 32:38	10-16	0-0	3-7	3 10 13	2 4	23	2	4	0	0 0	-1
00	Ta'Niya Latson	G 38:19	3-9	1-4	2-2	0 1 1	2 1	9	5	1	0 0	1 1	
5	Tessa Johnson	G 38:10	7-13	4-7	2-2	2 5 7	1 4	20	3	1	0	0 4	
25	Raven Johnson	G 38:18	4-7	1-2	2-2	1 3 4	2 2	11	8	1	0	1 0	1
1	Maddy McDaniel	05:13	0-1	0-1	0-0	0 1 1	0 1	0	0	0	1	0 0	0
15	Adhel Tac	03:23	0-1	0-0	1-2	1 0 1	1 1	1	0	0	0	0 0	2
24	Ayla McDowell	08:42	1-2	1-1	0-0	2 0 2	1 0	3	1	1	0	0 0	2
Team						0 0 0	0	0	1				
Totals			30-61	8-16	11-17	10 24 34	10 16	79	19	12	4	1 1	2

Major Fouls: NONE

Shooting By Period	
1 st FG%	12-19 63.2%
3PT%	2-4 50.0%
FT%	1-1 100%
2 nd FG%	6-11 54.5%
3PT%	2-3 66.7%
FT%	4-6 66.7%
3 rd FG%	6-14 42.9%
3PT%	3-6 50.0%
FT%	3-4 75%
4 th FG%	6-17 35.3%
3PT%	1-3 33.3%
FT%	3-6 50%
GM FG%	30-61 49.2%
3PT%	8-16 50.0%
FT%	11-17 64.7%

Dead Ball Rebounds: 4-0

Louisville - 77

Record: 7-3

NO.	Name	Min	FG	3P	FT	Rebounds	Fouls	TP	AS	TO	ST	Blocks	+/-
			M-A	M-A	M-A	OR DR TOT	PF FD					BS BA	
0	Laura Ziegler	F 25:35	0-2	0-0	0-0	1 3 4	2 0	0	1	4	0	0 0	-3
4	Mackeny Randolph	F 12:05	1-2	0-0	0-0	2 0 2	1 0	2	0	0	0	0 0	-11
9	Aranya Herdy	F 22:49	3-4	0-0	0-0	2 3 5	4 1	6	0	0	1	0 0	-1
11	Elif Istanbuloglu	F 34:06	6-10	2-6	1-2	7 9	2 4	15	1	1	0	0 0	1
22	Tajanna Roberts	G 31:45	8-18	4-8	0-0	1 3 4	2 0	20	3	2	0	0 1	-3
1	Reyna Scott	37:14	6-13	1-2	2-2	1 2 3	2 2	15	4	3	1	0 0	-3
2	Imari Berry	17:04	2-7	1-3	2-2	0 4 4	0 1	7	2	1	1	0 0	2
23	Skylar Jones	19:22	5-9	1-2	1-4	1 1 2	3 2	12	0	0	1	0 0	8
Team						1 0 1	0	0	1				
Totals			31-65	9-23	6-10	11 23 34	16 10	77	11	12	3	1 1	-2

Major Fouls: NONE

Shooting By Period	
1 st FG%	12-19 63.2%
3PT%	1-5 20.0%
FT%	0-0 0%
2 nd FG%	5-12 41.7%
3PT%	3-6 50.0%
FT%	1-2 50%
3 rd FG%	9-16 56.3%
3PT%	2-4 50.0%
FT%	3-6 50%
4 th FG%	5-18 27.8%
3PT%	3-8 37.5%
FT%	2-2 100%
GM FG%	31-65 47.7%
3PT%	9-23 39.1%
FT%	6-10 60.0%

Dead Ball Rebounds: 3-0

SC		LOU		Points from		Turnovers		Paint		Second Chance		Fast Breaks		Bench	
Biggest lead	11 (3 rd 8:59)	5 (4 th 4:23)			11	13			36	30					
Best Scoring Run	8 (2 nd 9:19)	9 (4 th 8:55)			SC	27	18	16	16	79					
Lead Changes		13			LOU	25	14	23	15	77					
Times Tied		6													
Time with Lead	25:45	11:03													



Official Basketball Box Score - Final
N.C. Central at South Carolina
 12/07/25 Colonial Life Arena, Columbia
 2025-26 Women's Basketball

Game Time: 12:00 PM
 Game Duration: 1:59
 Attendance: 15,577

Officials: Brian Garland, Cori Chambers, Kyle Bacon

N.C. Central - 42

Record: 1-8

NO.	Name	Min	FG	3P	FT	Rebounds	Fouls	TP	AS	TO	ST	Blocks	+/-
			M-A	M-A	M-A	OR DR TOT	PF FD					BS BA	
15	Dianna Blake	F 28:14	1-2	0-0	0-0	1 4 5	4 1	2	0	3	1	0 0	-37
24	Aniya Finger	F 20:30	4-13	1-3	0-0	0 1 1	5 0	9	0	0	0	0 0	-32
2	Victoria Morris	G 21:36	3-8	0-0	0-0	2 2 4	1 2	6	1	4	0	1 2	-26
4	Tierney Coleman	G 20:13	5-8	4-6	0-1	3 1 4	2 2	14	1	3	2	0 1	-33
23	Najah Lane	G 35:12	1-6	0-1	1-2	0 2 2	0 2	3	6	9	0	0 1	-58
5	Nia Young	12:50	0-3	0-2	1-2	0 0 0	4 1	1	1	4	0	0 1	-21
22	Madigene Pene	16:00	0-3	0-0	0-2	0 2 0	2 0	0	0	1	1	0 1	-19
10	Shakira Foster	18:07	0-2	0-0	0-0	1 2 3	2 0	0	0	6	0	0 0	-31
0	Aysia Hinton	06:22	1-2	1-2	0-0	0 0 0	0 1	3	0	0	0	0 1	-9
11	Amaya Harris	09:13	0-1	0-1	2-2	0 0 0	2 1	2	0	3	0	0 0	-28
12	Aaliyah Grant	01:12	0-0	0-0	0-0	0 0 0	0 0	0	0	0	0	0 0	-4
20	Natalie Jasper	08:22	1-5	0-2	0-0	0 0 0	0 4	2	0	0	0	1 2	-16
13	Kendall Alexander	02:09	0-1	0-0	0-0	0 0 0	0 0	0	0	0	0	0 1	-6
Team						6 1 7	0	0	3				
Totals			16-54	6-19	4-7	15 13 28	24 10	42	9	36	4	2 10	-64

Major Fouls: NONE

South Carolina - 106

Record: 9-1

NO.	Name	Min	FG	3P	FT	Rebounds	Fouls	TP	AS	TO	ST	Blocks	+/-
			M-A	M-A	M-A	OR DR TOT	PF FD					BS BA	
8	Joyce Edwards	F 33:38	9-11	0-0	7-10	4 6 10	3 7	25	6	7	4	3 1	57
15	Adhel Tac	F 21:59	0-3	0-0	2-2	1 2 3	1 1	2	0	1	0	1 1	31
11	Madina Okot	C 10:53	5-9	0-0	0-1	7 2 9	0 1	10	1	2	1	1 0	11
00	Ta'Niya Latson	G 34:39	11-18	5-6	5-5	1 3 4	2 5	32	2	0	3	1 0	54
25	Raven Johnson	G 29:24	2-9	1-5	2-2	1 2 3	0 1	7	5	3	6	1 0	46
1	Maddy McDaniel	24:16	0-2	0-1	8-10	1 2 3	2 5	8	3	0	2	0 0	38
24	Ayla McDowell	26:56	5-9	5-7	1-2	0 2 2	2 1	16	0	3	0	0 0	52
30	Maryam Dauda	18:15	2-6	0-2	2-2	3 4 7	0 3	6	0	0	0	3 0	31
Team						4 0 4	0	0	1				
Totals			34-67	11-21	27-34	22 23 45	10 24	106	19	17	16	10	64

Major Fouls: NONE

NCC		USC		Points from		Turnovers		Paint		Second Chance		Fast Breaks		Bench	
Biggest lead	3 (1 st 6:57)	64 (4 th 0:37)			9	42			18	42					
Best Scoring Run	7 (4 th 4:32)	30 (3 rd 2:13)			NCC	14	11	2	15	42					
Lead Changes		4			USC	26	20	28	32	106					
Times Tied		1													
Time with Lead	01:56	37:17													



Official Basketball Box Score - Final
Penn St. at South Carolina
 12/14/25 Colonial Life Arena, Columbia
 2025-26 Women's Basketball

Game Time: 3:30 PM
 Game Duration: 1:52
 Attendance: 15,001

Officials: Natasha Camy, Kevin Penhale, Kristin Bell

Penn St. - 55

Record: 6-4

NO.	Name	Min	FG	3P	FT	Rebounds	Fouls	TP	AS	TO	ST	Blocks	+/-
			M-A	M-A	M-A	OR DR TOT	PF FD					BS BA	
44	Gracie Merkle	C 23:43	4-6	0-0	1-2	5 4 9	5 1	9	1	0	0	0 1	-31
3	Moriah Murray	G 36:53	1-11	1-9	0-0	0 5 5	1 0	3	2	2	0	0 0	-38
19	Tea Cleante	G 28:27	1-5	1-4	0-0	2 1 3	2 0	3	1	4	2	1 0	-25
23	Kiyomi McMiller	G 34:40	9-27	2-6	2-4	2 4 6	3 3	22	3	8	1	0 1	-29
24	Shayla Smith	G 24:09	6-13	0-3	1-4	2 7 9	1 4	13	0	4	0	0 2	-35
14	Amiya Evans	G 17:15	1-4	0-0	0-0	4 1 5	1 0	2	1	1	0	0 1	-11
10	Vitoria Santana	04:29	1-2	1-2	0-0	0 1 1	2 0	3	0	2	0	0 0	-10
2	Shaelyn Steele	13:22	0-3	0-2	0-0	3 2 5	0 0	0	1	2	0	0 0	-9
8	Nyla McFadden	06:13	0-0	0-0	0-0	0 3 3	1 1	0	0	1	0	0 0	-7
7	Viktoria Ranasavljevic	01:40	0-0	0-0	0-0	0 0 0	0 0	0	1	0	0	0 0	-2
25	Rachael Okokoh	09:10	0-2	0-0	0-0	2 0 2	4 1	0	1	1	0	0 0	-3
Team						2 1 3	0	0	0				
Totals			23-73	5-26	4-10	22 29 51	20 10	55	10	26	3	2 5	-40

Major Fouls: NONE

Shooting By Period	
1 st FG%	6-15 40.0%
3PT%	1-6 16.7%
FT%	1-1 100%
2 nd FG%	9-22 40.9%
3PT%	1-4 25.0%
FT%	1-2 50%
3 rd FG%	3-14 21.4%
3PT%	2-9 22.2%
FT%	1-4 25%
4 th FG%	5-22 22.7%
3PT%	1-7 14.3%
FT%	1-3 33.3%
GM FG%	23-73 31.5%
3PT%	5-26 19.2%
FT%	4-10 40.0%

Dead Ball Rebounds: 4-0

South Carolina - 95

Record: 10-1

NO.	Name	Min	FG	3P	FT	Rebounds	Fouls	TP	AS	TO	ST	Blocks	BS	+/-
			M-A	M-A	M-A	OR DR TOT	PF FD					BS BA		
8	Joyce Edwards	F 32:59	13-20	1-1	2-6	2 2 4	1 5	29	5	0	6	4 0		32
15	Adhel Tac	F 14:31	1-3	0-0	0-2	2 1 3	2 2	2	0	1	0	0 0		32
00	Ta'Niya Latson	G 35:16	5-14	1-7	7-7	0 6 6	1 6	18	8	1	4	1 1		35
5	Tessa Johnson	G 25:41	6-15	1-5	2-4	1 5 6	0 2	15	1	1	1	0 0		32
25	Rhawn Johnson	G 31:21	6-13	1-3	2-2	1 6 7	2 1 15	4	0	3	0	3 0		36
1	Maddy McDaniel	21:27	3-6	2-3	1-3	1 3 4	2 2	9	2	1	1	0 1		18
24	Maryann Dauda	12:20	0-1	0-0	1-4	1 1 2	0 4	2	0	0	0	0 24		24
24	Ayla McDowell	20:33	2-5	0-2	0-0	3 1 4	4 2	9	0	0	0	0 0		13
Team						0 6 6	0	0	0	0	0			
Totals			37-73	6-21	15-28	13 30 43	10 20	95	20	5	17	5 2		240

2025-26 BOX SCORES



Official Basketball Box Score - Final
South Carolina at FGCU
 12/20/25 Alco Arena, Fort Myers
 2025-26 Women's Basketball

Game Time: 2:00 PM
 Game Duration: 1:48
 Attendance: 3,527

Officials: Luis Gonzalez, Jerrelle Oliver, Algenise Carr

South Carolina - 105

Record: 12-1

NO.	Name	Min	FG	3P	FT	Rebounds	Fouls	TP	AS	TO	ST	Blocks	BS	BA			
			M.A	M.A	M.A	OR	DR	PF									
8	Joyce Edwards	F 26:48	14-19	0-0	1-2	7	3	10	3	4	29	2	3	2	0	0	41
11	Madina Okot	C 25:04	12-16	1-1	2-5	7	5	12	2	4	27	2	1	1	1	0	29
00	Ta'Niya Latson	G 29:45	5-11	0-3	5-6	0	5	5	0	4	15	7	2	0	0	2	50
5	Tessa Johnson	G 22:11	3-4	2-3	1-2	0	4	1	1	9	4	1	0	0	0	0	33
25	Raven Johnson	G 20:04	1-5	0-1	0-0	3	0	3	3	2	2	2	2	3	0	0	32
30	Maryam Dauda	18:29	5-7	2-4	0-0	1	2	3	1	1	12	1	2	0	0	0	32
1	Maddy McDaniel	18:26	2-4	0-2	0-0	0	4	4	0	1	4	2	0	0	1	0	26
24	Ayila McDowell	23:42	1-4	1-4	0-0	0	0	0	2	0	3	2	1	2	0	0	38
15	Adhel Tac	15:31	2-2	0-0	0-2	1	3	4	0	1	4	0	0	1	1	0	29
Team						2	4	6	0	0	0	0	0	0	0	0	0
Totals			45-72	6-18	9-17	21	30	51	12	17	105	22	12	9	3	2	62

Major Fouls: NONE

Shooting By Period	
1 st FG%	11-18 61.1%
3PT%	2-4 50.0%
FT%	0-0 0%
2 nd FG%	13-18 72.2%
3PT%	0-1 0.0%
FT%	3-4 75%
3 rd FG%	11-21 52.4%
3PT%	0-5 0.0%
FT%	4-7 57.1%
4 th FG%	10-15 66.7%
3PT%	4-8 50.0%
FT%	2-6 33.3%
GM FG%	45-72 62.5%
3PT%	6-18 33.3%
FT%	9-17 52.9%

Dead Ball Rebounds: 2

FGCU - 43

Record: 3-6

NO.	Name	Min	FG	3P	FT	Rebounds	Fouls	TP	AS	TO	ST	Blocks	BS	BA			
			M.A.	M.A.	M.A.	OR	DR	TOT	PF	FD							
0	Nay Stalon	F 25:49	1-5	1-2	5-5	0	1	1	4	3	8	0	2	0	1	-35	
13	Jaleil Pillow	F 11:30	0-1	0-0	0-0	1	0	1	3	2	0	0	2	1	0	-7	
3	Cerina Rolle	G 27:21	4-12	2-8	0-0	5	5	3	2	10	0	3	1	0	0	-31	
4	Karina Gordon	G 30:05	1-4	0-3	1-1	1	2	1	1	3	1	1	0	0	0	-44	
11	Sinai Douglas	G 30:48	5-12	4-9	0-0	1	1	1	1	14	1	2	1	0	1	-49	
34	Anna Mortag	19:56	1-8	0-6	0-0	0	1	1	0	2	2	3	0	0	0	-44	
7	Maca Retamales	13:18	1-6	0-5	0-0	0	0	2	0	2	2	2	0	0	0	-30	
2	Eve Alexander	17:31	1-3	0-1	2-2	3	0	3	2	2	4	0	1	0	1	-24	
15	Shameir Quimby	09:12	0-0	0-0	0-0	0	0	0	0	0	1	1	0	0	0	-13	
23	Jordan Campbell	10:47	0-1	0-0	0-0	0	1	1	0	0	0	1	0	0	0	-23	
20	Airah Lavy	03:43	0-0	0-0	0-0	0	0	0	0	0	0	0	0	0	0	-10	
Team						1	2	3	0	0	0	2	0	0	0	0	
Totals			14-52	7-34	8-8	6	12	18	17	12	43	7	20	3	2	3	-62

Major Fouls: NONE

Shooting By Period	
1 st FG%	4-13 30.8%
3PT%	3-9 33.3%
FT%	0-0 0%
2 nd FG%	4-14 28.6%
3PT%	1-8 12.5%
FT%	1-1 100%
3 rd FG%	1-11 9.1%
3PT%	1-7 14.3%
FT%	7-7 100%
4 th FG%	5-14 35.7%
3PT%	2-10 20.0%
FT%	0-0 0%
GM FG%	14-52 26.9%
3PT%	7-34 20.6%
FT%	8-8 100.0%

Dead Ball Rebounds: 1

USC		FGC	
Biggest lead	62 (4 th 0:27)	4 (1 st 7:58)	
Best Scoring Run	23 (3 rd 6:42)	3 (1 st 9:45)	
Lead Changes	1		
Times Tied	1		
Time with Lead	34:28	04:55	

Points from		USC	FGC
Turnovers		34	3
Paint		74	10
Second Chance		27	2
Fast Breaks		21	5
Bench		23	8

Period by Period Scoring					
	1st	2nd	3rd	4th	TOT
USC	24	29	26	26	105
FGC	11	10	10	12	43



Official Basketball Box Score - Final
Providence at South Carolina
 12/28/25 Colonial Life Arena, Columbia
 2025-26 Women's Basketball

Game Time: 12:00 PM
 Game Duration: 1:47
 Attendance: 15,065

Officials: Joseph Vaszily, Maria Gearhart, Charles Watson

Providence - 55

Record: 8-6

NO.	Name	Min	FG	3P	FT	Rebounds		Fouls	TP	AS	TO	ST	Blocks	BS	BA		
			M.A.	M.A.	M.A.	OR	DR	TOT	PF	FD			BS	BA			
20	Teneisia Brown	F 23:52	5-7	0-1	1-2	1	1	2	5	1	11	0	0	0	-21		
23	Ashley Dinges	F 21:14	3-11	1-6	0-0	1	0	1	3	0	7	1	1	0	-27		
0	Sabou Gueye	G 33:58	5-14	0-3	6-8	1	0	1	2	4	16	1	2	1	0	-32	
3	Orlagh Gormley	G 24:00	2-6	0-0	0-0	0	3	3	2	1	4	5	1	1	0	-24	
21	Payton Dunbar	G 12:42	1-3	1-1	0-0	0	0	0	0	3	0	3	0	0	0	-12	
11	Riley Hamburger	09:34	0-1	0-0	0-0	1	2	3	0	0	0	0	0	0	0	-12	
2	Princess Moody	21:16	2-10	0-2	1-2	1	1	2	2	2	5	1	3	0	0	-23	
15	Sami Mancini	09:42	1-1	0-0	0-0	1	1	2	0	0	2	0	0	0	0	-10	
8	Nalari Kaysia	27:50	3-9	1-3	0-2	2	9	11	2	7	1	2	1	0	1	0	-27
10	Audrey Shields	11:29	0-1	0-1	0-0	0	2	2	1	1	0	0	1	1	0	0	-8
22	Eseosa Imalidon	04:23	0-0	0-0	0-0	1	1	2	0	0	0	0	0	1	0	0	-9
Team						3	1	4	0	0	0	0					
Totals			22-63	3-17	8-14	11	21	32	21	11	55	9	11	4	2	4	-41

Major Fouls: NONE

Shooting By Period	
1 st FG%	9-19 47.4%
3PT%	0-4 0.0%
FT%	1-2 50%
2 nd FG%	6-14 42.9%
3PT%	1-4 25.0%
FT%	2-4 50%
3 rd FG%	4-15 26.7%
3PT%	1-5 20.0%
FT%	2-4 50%
4 th FG%	3-15 20.0%
3PT%	1-4 25.0%
FT%	3-4 75%
GM FG%	22-63 34.9%
3PT%	3-17 17.6%
FT%	8-14 57.1%

Dead Ball Rebounds: 5

South Carolina - 96

Record: 13-1

No.	Name	Min	FG M-A	3P M-A	FT M-A	Rebounds OR DR TOT	Fouls PF	TP	AS	TO	ST	Blocks BS	+/-	
8	Joyce Edwards	F 32:43	5-11	0-0	4-6	3 3 6	2 7	14	2	5	1	0	34	
11	Madina Okot	C 23:39	7-10	0-0	4-7	3 10 13	3 5	18	2	2	2	1	24	
00	Ta'Niya Latson	G 10:44	4-5	1-1	1-1	0 1 1	0 2	10	4	0	1	0	13	
5	Tessa Johnson	G 23:46	6-10	5-8	1-2	0 4 4	3 3	18	4	0	1	0	33	
25	Raven Johnson	G 29:38	4-8	2-6	0-0	1 1 2	0 0	10	6	1	0	0	23	
24	Ayila McDowell	20:19	3-6	2-5	0-0	0 0 0	2 1	8	0	0	0	0	19	
1	Maddy McDaniel	19:12	1-4	0-2	1-2	0 1 1	0 1	3	3	0	1	0	21	
44	Agot Makeer	23:07	4-9	2-6	0-0	3 7 10	0 0	10	2	0	1	1	25	
30	Maryam Dauda	07:59	1-3	0-1	0-0	0 1 1	0 1	2	0	0	1	0	2	
15	Adhel Tac	08:53	1-2	0-0	1-1	0 1 1	1 1	3	1	1	0	2	11	
Team						4 1 5	0	0		0				
Totals			36-68	12-29	12-19	14 30 44	11 21	96	24	9	8	4	2	41
Major Fouls: NONE														

Major Fouls: NONE

Shooting By Period	
1 st FG%	10-14 71.4%
3PT%	5-8 62.5%
FT%	4-6 66.7%
2 nd FG%	7-17 41.2%
3PT%	1-5 20.0%
FT%	2-2 100%
3 rd FG%	10-18 55.6%
3PT%	3-9 33.3%
FT%	4-7 57.1%
4 th FG%	9-19 47.4%
3PT%	3-7 42.9%
FT%	2-4 50%
GM FG%	36-68 52.9%
3PT%	12-29 41.4%
FT%	12-19 63.2%

Dead Ball Rebounds: 4

PRO		USC	
Biggest lead	2 (1 st 9:07)	43 (4 th 2:02)	
Best Scoring Run	5 (2 nd 0:59)	12 (4 th 5:14)	
Lead Changes	4		
Times Tied	3		
Time with Lead	00:24	38:29	

Points from		PRO	USC
Turnovers		9	14
Paint		28	42
Second Chance		11	14
Fast Breaks		3	30
Bench		14	26

Period by Period Scoring					
	1st	2nd	3rd	4th	TOT
PRO	19	15	11	10	55
USC	29	17	27	23	96



Official Basketball Box Score - Final
Alabama at South Carolina
 01/01/26 Colonial Life Arena, Columbia
 2025-26 Women's Basketball

Game Time: 2:00 PM
 Game Duration: 1:43
 Attendance: 14,987

Officials: Pualani Spurlock, Felicia Grinter, Kevin Fathy

Alabama - 57

Record: 14-1 (0-1)

||
||
||

2025-26 BOX SCORES



Official Basketball Box Score - Final
South Carolina at Arkansas
01/08/26 Bud Walton Arena, Fayetteville
2025-26 Women's Basketball

Game Time: 6:30 PM
Game Duration: 1:50
Attendance: 2,963

Officials: Sal Esho, Sarah Williams, Brandon Enterline

South Carolina - 93

Record: 16-1 (3-0)

NO.	Name		Min	FG M-A	3P M-A	FT M-A	Rebounds OR DR TOT	Fouls PF FD	TP	AS	TO	ST	Blocks BS BA	+/-	
8	Joyce Edwards	F	25:26	9-13	0-0	4-6	3 4 7	1 5	22	2	2	2	1	0	32
11	Madina Okot	C	21:11	5-8	1-1	4-6	4 6 10	2 5	15	1	4	0	4	1	24
5	Tessa Johnson	G	21:29	7-12	3-4	2-2	0 6 6	1 2	19	3	1	1	1	0	32
25	Raven Johnson	G	21:29	6-8	2-4	0-0	0 3 3	1 0	14	2	1	1	0	0	30
44	Agot Makeer	G	31:18	3-9	0-1	3-4	2 3 5	1 4	9	0	2	3	1	2	24
1	Maddy McDaniel		26:19	2-8	0-1	0-0	0 1 1	0 2	4	6	0	1	1	0	17
30	Maryam Dauda		18:29	1-3	1-1	0-0	1 2 3	3 0	3	2	1	0	1	0	7
24	Ayla McDowell		19:25	0-2	0-1	1-2	0 0 2	2 1	1	0	1	2	0	0	2
15	Adhel Tac		14:54	1-3	0-0	4-9	1 1 2	5 5	6	1	0	1	0	0	7
Team							1 3 4	0	0	0	1	1	0	0	0
Totals			34:66	7-13	18-29	12-31	43 16 24	93 17	13	11	9	3	35		

Major Fouls: NONE

Shooting By Period		
1 st FG%	13-19	68.4%
3PT%	3-5	60.0%
FT%	0-0	0%
2 nd FG%	7-14	50.0%
3PT%	1-2	50.0%
FT%	4-9	44.4%
3 rd FG%	10-18	55.6%
3PT%	2-2	100.0%
FT%	6-8	75%
4 th FG%	4-15	26.7%
3PT%	1-4	25.0%
FT%	8-12	66.7%
GM FG%	34-66	51.5%
3PT%	7-13	53.8%
FT%	18-29	62.1%

Dead Ball Rebounds: 8, 1

Arkansas - 58

Record: 11-7 (0-3)

NO.	Name	Min	FG	3P	FT	Rebounds	Fouls	TP	AS	TO	ST	Blocks	+/-	
			M-A	M-A	M-A	OR DR TOT	PF FD					BS BA		
34	Jenna Lawrence	F 25:06	1-10	1-5	0-0	2 4 6	3 0	3	0	1	2	0	0	-33
21	Ashlynn Charlson	C 16:11	0-1	0-0	0-0	1 1 2	4 0	0	0	2	1	0	0	-22
10	Taleiyah Jones	G 23:55	3-9	1-4	6-6	1 3 4	1 5	13	2	1	0	0	1	27
22	Bonnie Deas	G 18:19	2-6	1-1	0-0	0 3 3	2 0	1	1	3	0	0	1	-18
23	Emily Robinson	G 18:46	1-4	1-1	0-0	0 0 0	3 0	3	1	1	0	0	1	-8
11	Wyvette Mayberry	18:31	1-4	1-2	0-0	0 0 0	2 0	3	2	3	0	0	0	-24
1	Maria Anais Rodriguez	14:06	2-4	1-1	0-0	1 2 3	1 1	5	0	1	0	0	0	-13
3	Harmonie Ware	22:18	3-9	0-2	2-2	1 4 5	3 4	8	2	2	2	0	1	-13
15	Jada Bates	24:57	6-9	2-3	2-3	0 4 4	0 2	16	1	3	1	2	1	-10
25	Danika Galea	09:43	1-4	0-0	0-2	1 2 3	3 2	0	3	0	0	0	1	0
7	Cristina Sanchez Cerqueira	05:25	0-1	0-0	0-0	0 0 0	3 1	0	0	1	0	0	1	-4
44	Maryn Archer	02:43	0-0	0-0	0-0	0 0 0	0 0	0	0	0	0	0	0	-3
Team						4 0 4	0	0	0	2	0	0	0	0
Totals			20-61	8-19	10-13	11 23 34	24 16 58	9	23	6	3	9	-35	

Major Fouls: NONE

Shooting By Period		
1 st FG%	4-16	25.0%
3PT%	2-7	28.6%
FT%	2-2	100%
2 nd FG%	7-18	38.9%
3PT%	3-5	60.0%
FT%	2-2	100%
3 rd FG%	5-15	33.3%
3PT%	2-4	50.0%
FT%	2-2	100%
4 th FG%	4-12	33.3%
3PT%	1-3	33.3%
FT%	4-7	57.1%
GM FG%	20-61	32.8%
3PT%	8-19	42.1%
FT%	10-13	76.9%

Dead Ball Rebounds: 1, 0

	USC	ARK
Biggest lead	37 (4 th 0:47)	3 (1 st 9:00)
Best Scoring Run	9 (1 st 6:19)	8 (2 nd 5:45)
Lead Changes	1	2
Times Tied	0	0
Time with Lead	37:22	01:38

Points from	USC	ARK
Turnovers	30	8
Paint	48	20
Second Chance	7	5
Fast Breaks	15	12
Bench	14	34

Period by Period Scoring					
	1st	2nd	3rd	4th	TOT
USC	29	19	28	17	93
ARK	12	19	14	13	58



Official Basketball Box Score - Final
Georgia at South Carolina
01/11/26 Colonial Life Arena, Columbia, S.C.
2025-26 Women's Basketball

Game Time: 2:00 PM
Game Duration: 1:43
Attendance: 15,538

Officials: Eric Brewton, Meadow Overstreet, Kristen Ball

Georgia - 43

Record: 15-3 (1-3)

NO.	Name		Min	FG	3P	FT	Reb	Tot	Fouls	TP	AS	TO	ST	Blocks	+/-						
				M-A	M-A	M-A	OR	DR	B					BS	B						
8	Zhen Craft	F	29:06	5-12	0-0	1-3	5	3	8	2	2	11	0	1	0	2	-21				
21	Aicha Ndour	C	13:16	0-0	0-0	0-0	0	0	0	5	0	0	1	0	2	0	0				
0	Trinity Turner	G	34:52	3-13	0-3	2-2	1	9	10	1	1	8	5	3	3	0	0	-19			
3	Dani Carnegie	G	28:26	2-11	1-4	0-0	0	5	5	2	1	5	1	4	2	0	3	-12			
14	Rylie Theuerkauf	G	37:46	6-15	4-10	0-0	0	1	1	2	0	16	0	2	0	0	2	-22			
22	Vera Ojenuwa		23:26	1-8	0-0	1-2	0	1	1	4	2	3	0	6	0	1	0	-19			
2	Savannah Henderson		11:39	0-1	0-1	0-0	0	1	1	0	0	0	0	0	0	0	0	-7			
11	Enjulina Gonzalez		10:26	0-0	0-0	0-0	0	3	3	0	0	0	0	0	0	1	0	-11			
4	Miyah Verse		06:19	0-3	0-0	0-0	1	1	2	3	0	0	0	0	0	1	1	-1			
10	Aubrey Beckham		02:50	0-0	0-0	0-0	0	1	1	0	0	0	0	0	0	0	0	1			
1	Jocelyn Faison		01:54	0-0	0-0	0-0	0	0	0	0	0	1	1	0	0	0	0	1			
Team							3	2	5	0	0	0	0	0	0	0	0	0			
Totals							17-63	5-18	4-7	10	27	37	19	6	43	7	18	5	5	8	-22

Major Fouls: NONE

Shooting By Period		
1 st FG%	3-11	27.3%
3PT%	1-3	33.3%
FT%	0-0	0%
2 nd FG%	3-15	20.0%
3PT%	0-6	0.0%
FT%	1-2	50%
3 rd FG%	8-21	38.1%
3PT%	3-4	75.0%
FT%	0-1	0%
4 th FG%	3-16	18.8%
3PT%	1-5	20.0%
FT%	3-4	75%
GM FG%	17-63	27.0%
3PT%	5-18	27.8%
FT%	4-7	57.1%

Dead Ball Rebounds: 3, 0

South Carolina - 65

Record: 17-1 (4-0)

NO.	Name	Min	FG	3P	FT	Rebounds	Fouls	TP	AS	TO	ST	Blocks	BS	BA
			M-A	M-A	M-A	OR DR	PF FD					BS	BA	
8	Joyce Edwards	F 31:05	5-11	0-0	4-8	5 1 7	0 6	14	2	3	1	1	1	11
11	Madina Okot	C 24:40	5-9	0-1	4-4	4 6 10	2 2	14	1	5	1	2	0	15
00	Ta'Niya Latson	G 20:23	3-9	1-3	2-2	0 3 3	0 1	9	3	1	1	0	0	13
5	Tessa Johnson	G 18:58	1-9	0-5	1-2	0 4 4	1 4	3	1	2	0	0	0	2
25	Raven Johnson	G 28:48	5-11	0-3	0-0	0 8 8	1 2	10	1	0	0	1	0	15
44	Agot Makeer	23:31	4-7	0-2	0-0	2 8 10	0 0	8	1	3	1	3	0	15
15	Adhel Tac	13:26	0-2	0-0	0-0	0 2 2	1 1	0	0	0	0	1	1	6
1	Maddy McDaniel	22:10	0-3	0-1	2-4	1 1 2	0 3	2	2	0	1	0	1	17
30	Maryam Dauda	05:41	0-0	0-0	0-0	1 1 2	1 0	0	0	0	0	0	0	0
24	Ayla McDowell	11:18	2-5	1-2	0-0	0 1 1	0 0	5	0	0	1	0	0	10
Team						2 1 3	0	0	0	0	0	0	0	0
Totals				25-66	2-17	13-20	16 36 52	6 6	65	11	14	6	8	5 22

Major Fouls: NONE

Shooting By Period		
1 st FG%	6-17	35.3%
3PT%	1-5	20.0%
FT%	3-4	75%
2 nd FG%	6-21	28.6%
3PT%	0-6	0.0%
FT%	2-4	50%
3 rd FG%	7-16	43.8%
3PT%	0-2	0%
FT%	4-6	66.7%
4 th FG%	6-12	50.0%
3PT%	1-4	25.0%
FT%	4-6	66.7%
GM FG%	25-66	37.9%
3PT%	2-17	11.8%
FT%	13-20	65.0%

Dead Ball Rebounds: 5, 0

	UGA	SC
Biggest lead	4 (1 st 7:59)	24 (4 th 1:51)
Best Scoring Run	5 (3 rd 9:06)	15 (2 nd 9:35)
Lead Changes	2	0
Times Tied	1	0
Time with Lead	02:02	37:14

Points from	UGA	SC
Turnovers	15	17
Paint	14	38
Second Chance	4	10
Fast Breaks	8	12
Bench	3	15

Period by Period Scoring					
	1st	2nd	3rd	4th	TOT
UGA	7	7	19	10	43
SC	16	14	18	17	65



Official Basketball Box Score - Final
Texas at South Carolina
01/15/26 Colonial Life Arena, Columbia
2025-26 Women's Basketball

Game Time: 7:00 PM
Game Duration: 2:12
Attendance: 17,188

Officials: Joseph Vasczy, Fatou Ousoko-Stephens, Kyle Bacon

Texas - 65

Record: 18-2 (3-2)

NO.	Name	Min	FG	3P	FT	Rebounds	Fouls	TP	AS	TO	ST	Blocks	+/-						
			M-A	M-A	M-A	OR	DR	TOT	PF	FD		BS	BA						
11	Justice Carlton	F 30:05	1-5	0-1	2-2	4	3	7	4	2	4	0	5	2	0	0	-3		
25	Breya Cunningham	F 18:33	3-5	0-0	0-0	2	3	6	2	1	6	0	0	2	1	1	-3		
35	Madison Booker	F 30:51	11-25	1-5	1-1	1	4	5	2	3	24	2	2	2	0	1	-3		
3	Rori Harmon	G 38:11	6-12	0-1	4-4	2	3	5	1	3	16	5	3	3	0	0	1		
7	Jordan Lee	G 30:13	3-6	0-0	4-4	1	3	4	5	2	10	1	2	1	0	0	-3		
1	Bryanna Preston	11:45	0-0	0-0	0-0	0	0	0	1	1	0	0	2	0	0	0	-4		
32	Teya Sidberry	08:02	1-2	0-1	0-0	0	0	0	2	0	2	0	0	0	0	0	-3		
00	Kyla Oldacre	21:27	0-1	0-0	1-2	1	1	2	4	3	3	1	1	0	1	2	0		
22	Ashton Judd	01:53	0-1	0-1	0-0	0	0	0	0	1	0	0	0	0	0	0	-3		
Team						2		3	5	0	0	22	8	2	4	0	-3		
Totals			26-60			1-9	12-13	14	20	34	22	16	65	9	33	8	2	4	-3

2025-26 BOX SCORES



Official Basketball Box Score - Final
South Carolina at Oklahoma
 01/22/26 Lloyd Noble Center, Norman
 2025-26 Women's Basketball

Game Time: 6:30 PM
 Game Duration: 2:14
 Attendance: 7,402

Officials: Melissa Barlow, Brian Garland, Billy Smith

South Carolina - 82

Record: 19-2 (5-1)

NO.	Name	Min	FG	3P	FT	Rebounds	Fouls	TP	AS	TO	ST	Blocks	+/
			M-A	M-A	M-A	OR DR TOT	PF FD					BS BA	
8	Joyce Edwards	F 40:07	3-12	0-0	6-6	2 3 5	3 4	12	2	4	4	1 0	-9
11	Madina Okot	C 16:57	3-9	0-0	0-0	1 3 4	3 0	6	0	3	2	1 1	-11
00	Ta'Niya Latson	G 32:15	1-10	0-2	4-7	1 2 3	2 3	6	2	1	2	0 2	-20
5	Tessa Johnson	G 31:36	6-14	3-8	4-4	0 4 4	2 5	19	2	0	0	0 0	-8
25	Raven Johnson	G 40:07	8-14	0-2	0-0	1 4 5	1 0	16	5	2	4	0 0	-5
15	Adhel Tac	10:12	1-4	0-0	0-0	5 1 6	1 2	2	0	1	0	1 0	-6
44	Agot Makeer	19:50	3-8	0-4	2-4	2 1 3	1 2	8	1	1	1	0 0	7
30	Maryam Dauda	03:15	0-1	0-1	1-2	1 0 1	1 1	1	0	0	0	0 0	-2
1	Maddy McDaniel	07:31	0-1	0-1	0-0	1 1 2	1 2	0	0	0	0	0 0	-5
24	Ayia McDowell	08:53	1-2	1-2	0-0	0 0 0	0 0	3	0	0	0	1 0	-5
31	Alicia Tournbeize	14:17	4-6	1-1	0-0	2 1 3	4 1	9	0	1	0	0 0	4
Team						2 1 3	0	0	0	0			
Totals			30-81	5-21	17-23	18 21 39	19 20	82	12	13	13	4 3	-12

Major Fouls: NONE

Shooting By Period	
1 st FG%	7-14 50.0%
3PT%	2-6 33.3%
FT%	4-4 100%
2 nd FG%	8-20 40.0%
3PT%	2-7 28.6%
FT%	5-9 55.6%
3 rd FG%	6-18 33.3%
3PT%	1-4 25.0%
FT%	3-4 75%
4 th FG%	6-19 31.6%
3PT%	0-3 0.0%
FT%	4-4 100%
OT FG%	3-10 30.0%
3PT%	0-1 0.0%
FT%	1-2 50%
GM FG%	30-81 37.0%
3PT%	5-21 23.8%
FT%	17-23 73.9%

Dead Ball Rebounds: 4, 1

Oklahoma - 94

Record: 15-4 (3-3)

NO.	Name	Min	FG	3P	FT	Rebounds	Fouls	TP	AS	TO	ST	Blocks	+/
			M-A	M-A	M-A	OR DR TOT	PF FD					BS BA	
6	Sahara Williams	F 37:02	6-12	0-1	0-0	2 8 10	2 2	12	5	6	2	0 0	5
15	Raegan Beers	C 29:07	8-9	0-0	2-4	6 8 14	4 5	18	2	4	0	1 0	16
2	Aaliyah Chavez	G 39:24	9-19	5-10	3-4	1 3 4	1 6	25	8	4	0	0 1	7
3	Zya Vann	G 39:14	4-14	3-7	0-0	1 2 3	1 1	11	3	0	1	0 2	16
12	Payton Verhulst	G 34:32	8-15	1-4	2-2	1 3 4	3 3	19	4	3	0	2 0	13
21	Brooklyn Stewart	15:41	3-7	0-1	0-0	0 0 0	0 0	6	1	1	0	0 0	7
4	Caya Smith	11:05	0-0	0-0	0-0	0 3 3	3 0	0	0	1	0	0 0	-6
22	Keziah Lofton	18:49	1-5	0-0	0-0	2 1 3	1 2	2	0	1	1	0 1	5
10	Emma Tolan	00:07	0-0	0-0	0-0	0 0 0	0 0	0	0	0	0	0 0	-3
Team						6 7 13	0	0	1				
Totals			39-81	9-23	7-10	19 35 54	20 19	94	23	21	4	3 4	12

Major Fouls: NONE

Shooting By Period	
1 st FG%	7-20 35.0%
3PT%	0-3 0.0%
FT%	3-5 60%
2 nd FG%	8-18 44.4%
3PT%	3-6 50.0%
FT%	0-0 0%
3 rd FG%	11-22 50.0%
3PT%	2-8 25.0%
FT%	1-1 100%
4 th FG%	6-14 42.9%
3PT%	0-2 0.0%
FT%	2-2 100%
OT FG%	7-7 100.0%
3PT%	4-4 100.0%
FT%	1-2 50%
GM FG%	39-81 48.1%
3PT%	9-23 39.1%
FT%	7-10 70.0%

Dead Ball Rebounds: 0, 0

	SCAR	OU
Biggest lead	8 (2 nd 4:56)	14 (1 st OT 0:17)
Best Scoring Run	10 (2 nd 4:56)	8 (3 rd 8:33)
Lead Changes	13	
Times Tied	8	
Time with Lead	18:47	22:04

Points from	SCAR	OU
Turnovers	28	12
Paint	40	50
Second Chance	12	12
Fast Breaks	10	15
Bench	23	8

Period by Period Scoring				
1st	2nd	3rd	4th	TOT
SCAR	20	23	16	7 82
OU	17	19	25	14 55



Official Basketball Box Score - Final
Vanderbilt at South Carolina
 01/25/26 Colonial Life Arena, Columbia
 2025-26 Women's Basketball

Game Time: 3:00 PM
 Game Duration: 1:52
 Attendance: 17,002

Officials: Fatou Cissoko-Stephens, Angel Kent, Frank Strelace

Vanderbilt - 74

Record: 20-1 (6-1)

NO.	Name	Min	FG	3P	FT	Rebounds	Fouls	TP	AS	TO	ST	Blocks	+/
			M-A	M-A	M-A	OR DR TOT	PF FD					BS BA	
35	Sacha Washington	F 21:26	2-5	0-0	1-2	3 2 5	3 4	5	0	2	0	0 0	-12
1	Mikayla Blakes	G 37:47	9-24	3-7	2-2	2 5 7	2 6	23	5	5	3	0 5	-35
3	Aubrey Galvan	G 31:11	3-8	1-3	0-0	1 2 3	2 1	7	3	4	3	1 0	-27
13	Justine Pissott	G 21:04	3-7	2-6	0-0	0 1 1	4 0	8	0	2	0	1 1	-21
15	Ndjakalanga Mwenenenda	G 26:25	5-7	3-4	0-0	2 2 4	3 0	13	3	2	0	0 1	-21
2	Jada Brown	25:39	1-3	1-3	0-0	0 0 0	2 0	3	3	2	1	0 0	-19
14	Aiyana Mitchell	23:39	2-3	0-0	1-2	3 0 3	1 2	5	5	2	0	1 0	-11
8	Ava Black	08:04	1-2	0-0	2-2	0 0 0	1 1	4	0	0	0	0 0	5
24	Aga Makurat	04:45	2-2	2-2	0-0	0 0 0	0 0	6	0	0	0	0 0	-1
Team						3 0 3	0	0	1				
Totals			28-61	12-25	6-8	14 12 26	18 14	74	19	20	7	3 7	-29

Major Fouls: NONE

South Carolina - 103

Record: 20-2 (6-1)

NO.	Name	Min	FG	3P	FT	Rebounds	Fouls	TP	AS	TO	ST	Blocks	+/
			M-A	M-A	M-A	OR DR TOT	PF FD					BS BA	
8	Joyce Edwards	F 28:29	7-10	0-0	2-3	4 3 7	2 3	16	6	1	0	1 2	34
00	Ta'Niya Latson	G 31:21	8-15	1-2	4-4	2 3 5	1 4	21	5	3	2	0 1	28
5	Tessa Johnson	G 28:12	7-12	4-7	2-2	0 2 2	1 1	20	2	1	1	0 0	30
25	Raven Johnson	G 20:06	4-6	2-3	0-0	0 4 4	3 0	10	6	0	1	3 0	31
44	Agot Makeer	G 16:29	2-5	0-2	4-4	1 1 2	3 4	8	2	2	2	2 0	10
1	Maddy McDaniel	29:10	1-3	1-1	0-0	0 1 1	0 1	3	4	2	0	0 0	7
11	Madina Okot	19:49	8-9	0-0	1-1	3 4 7	1 2	17	0	4	5	1 0	19
31	Alicia Tournbeize	12:20	0-2	0-0	0-0	1 0 1	2 1	0	0	0	0	0 0	0
24	Ayia McDowell	10:15	2-2	2-2	0-0	0 0 0	1 1	6	0	0	0	0 0	-8
15	Adhel Tac	03:49	1-1	0-0	0-0	0 0 0	0 0	2	1	0	0	0 0	-6
Team						2 1 3	0	0	0				
Totals			40-65	10-17	13-14	13 19 32	14 18	103	25	14	12	7 3	29

Major Fouls: NONE

	VAN	USC
Biggest lead	0 (1 st 10:00)	35 (4 th 1:29)
Best Scoring Run	10 (3 rd 9:00)	9 (1 st 8:22)
Lead Changes	0	
Times Tied	1	
Time with Lead	00:00	39:38

Points from	VAN	USC
Turnovers	15	32
Paint	24	56
Second Chance	14	17
Fast Breaks	7	21
Bench	18	28

Period by Period Scoring				
1st	2nd	3rd	4th	TOT
VAN	16	28	12	18 74
USC	33	22	27	21 103

Dead Ball Rebounds: 0, 1



Official Basketball Box Score - Final
South Carolina at Auburn
 01/29/26 Neville Arena, Auburn, Ala.
 2025-26 Women's Basketball

Game Time: 8:00 PM
 Game Duration: 1:42
 Attendance: 4,999

Officials: Brenda Pantoja, Toni Patti, Ashlee Goode

South Carolina - 81

Record: 21-2 (7-1)

NO.	Name	Min	FG	3P	FT	Rebounds	Fouls	TP	AS	TO	ST	Blocks	+/
			M-A	M-A	M-A	OR DR TOT	PF FD					BS BA	
8	Joyce Edwards	F 24:06	9-14	0-0	2-2	1 4 5	1 2	20	1	4	0	0 1	23
00	Ta'Niya Latson	G 15:51	2-5	1-2	0-0	0 2 2	1 0	5	0	0	0	1 0	19
5	Tessa Johnson	G 25:00	5-10	3-8	0-0	0 3 3	1 1	13	5	3	0	0 0	26
25	Raven Johnson	G 24:52	2-3	0-0	0-0	0 5 5	1 0	4	3	1	0	0 0	16
44	Agot Makeer	G 03:42	1-1	0-0	1-1	0 1 1	1 1	3	0	0	0	0 0	10
1	Maddy McDaniel	27:58	3-3	1-1	2-2	2 2 3	9 6	2	4	0	0	0 0	19
11	Madina Okot	15:52	2-2	0-0	1-2	0 6 6	1 1	5	0	2	0	2 0	9
31	Alicia Tournbeize	10:03	1-6	0-0	0-0	1 3 4	5 0	2	0	0	0	0 1	9
24	Ayia McDowell	24:38	3-7	2-6	0-0	0 2 2	1 1	8	1	1	3	0 0	-1
15	Adhel Tac	12:24	1-3	0-0	2-2	2 2 4	2 1	4	0	2	0	1 0	-1
30	Maryam Dauda	15:35	0-1	0-0	8-8	2 3 5	0 4	8	0	1	0	1 0	6
Team						1 0 1	0	0	0				
Totals			29-55	7-17	16-17	7 33 40	16 14	81	16	16	8	5 2	30

Major Fouls: NONE

Shooting By Period	
1 st FG%	11-16 68.8%
3PT%	2-5 40.0%
FT%	1-1 100%
2 nd FG%	4-14 28.6%
3PT%	2-7 28.6%
FT%	3-3 100%
3 rd FG%	9-13 69.2%
3PT%	2-3 66.7%
FT%	3-4 75%
4 th FG%	5-12 41.7%

2025-26 BOX SCORES



Official Basketball Box Score - Final
Mississippi St. at South Carolina
 02/05/26 Colonial Life Arena, Columbia
 2025-26 Women's Basketball

Game Time: 6:30 PM
 Game Duration: 1:47
 Attendance: 15,204

Officials: Kevin Peltier, Talisa Green, Roy Gubeyan

Mississippi St. - 45

Record: 16-8 (3-7)

NO. Name	Min	FG M-A	3P M-A	FT M-A	Rebounds OR DR TOT	Fouls PF FD	TP	AS	TO	ST	Blocks BS BA	+/-
25 Favour Nwaodozi	F 28:35	0-3	0-1	2-4	3 2 5	2 3	2	0	3	0	0 1	-35
33 Kharyssa Richardson	F 27:22	3-10	0-0	5-6	2 2 4	2 3	11	0	2	1	0 0	-33
40 Madison Francis	F 31:28	5-14	0-1	2-3	1 2 3	3 4	12	0	4	2	2 1	-36
2 Destiny McPhaul	G 20:58	2-6	1-5	0-0	2 2 4	0 0	5	3	3	0	0 0	-17
4 Trayanna Crisp	G 19:58	1-7	0-4	1-1	0 1 1	1 1	3	0	1	0	0 1	-28
1 Saniyah King	11:56	0-2	0-2	0-0	1 1 2	1 0	0	1	1	0	0 0	-18
5 Chandler Prater	16:47	1-2	1-2	0-0	0 1 1	3 1	3	0	0	1	0 0	-13
10 Jaylah Lampley	20:08	2-8	0-5	0-0	1 2 3	0 0	4	0	1	0	0 1	-25
13 Rocio Jimenez	06:56	0-0	0-0	0-0	0 0 0	0 0	0	0	1	0	1 0	-3
22 Nataliyah Gray	04:32	1-2	1-1	0-0	0 2 2	1 0	3	0	2	0	0 0	0
85 Melissa Gullett	04:57	0-2	0-2	0-0	0 0 0	0 0	0	0	0	0	0 0	-8
8 Awa Fane	06:25	1-2	0-1	0-0	0 0 0	0 0	2	1	0	0	0 0	1
Team					2 2 4	0	0	0	1			
Totals		16-58	3-24	10-14	12 17 29	13 12	45	5	19	4	3 4	-43

Major Fouls: NONE

Dead Ball Rebounds: 4

Shooting By Period	1st	2nd	3rd	4th	OT
FG%	41.3	30.8%			
3PT%	1.4	25.0%			
FT%	2.4	50%			
1st FG%	41.3	28.6%			
3PT%	0.6	0.0%			
FT%	3.3	100%			
2nd FG%	2.14	14.3%			
3PT%	0.8	0.0%			
FT%	2.3	66.7%			
3rd FG%	6.17	35.3%			
3PT%	2.6	33.3%			
FT%	3.4	75%			
GM FG%	16.58	27.6%			
3PT%	3.24	12.5%			
FT%	10.14	71.4%			



Official Basketball Box Score - Final
Tennessee at South Carolina
 02/08/26 Colonial Life Arena, Columbia
 2025-26 Women's Basketball

Game Time: 3:00 PM
 Game Duration: 1:49
 Attendance: 16,208

Officials: Melissa Barlow, Billy Smith, Timothy Greene

Tennessee - 50

Record: 15-6 (7-2)

NO. Name	Min	FG M-A	3P M-A	FT M-A	Rebounds OR DR TOT	Fouls PF FD	TP	AS	TO	ST	Blocks BS BA	+/-
0 Janiah Barker	F 29:47	4-13	0-3	2-2	3 3 6	3 2	10	0	4	0	0 1	-38
11 Zee Spearman	F 26:34	1-4	1-2	0-0	2 1 3	3 1	3	1	1	1	0 0	-15
33 Alyssa Latham	F 15:09	1-1	0-0	0-0	1 1 2	1 1	2	0	1	0	0 0	-24
13 Mia Pauldo	G 24:26	0-10	0-9	0-0	2 1 3	2 0	0	2	1	1	0 0	-33
55 Talaysia Cooper	G 30:05	6-17	4-13	1-1	3 2 5	2 1	17	5	6	3	0 0	-20
1 Nyia Robertson	19:20	2-9	2-9	0-0	0 0 0	1 0	6	0	0	0	0 0	-24
7 Lauren Hurst	11:42	1-3	1-3	0-0	0 0 0	1 0	3	0	1	0	0 0	-16
15 Jaida Civil	16:27	1-4	1-2	1-2	0 1 1	4 1	4	0	5	2	0 1	-21
12 Mya Pauldo	09:13	1-1	1-1	0-0	1 1 2	0 0	3	1	0	0	0 0	-3
25 Daniya Prawl	13:47	1-3	0-2	0-0	0 0 0	0 1	2	1	0	0	1 0	-16
4 Kaniya Boyd	03:30	0-0	0-0	0-0	0 0 0	1 0	0	0	0	0	0 0	-5
Team					1 1 2	0	0	0	0			
Totals		18-65	10-44	4-5	13 11 24	19 7	50	10	18	8	1 3	-43

Major Fouls: NONE

Dead Ball Rebounds: 1

South Carolina - 93

Record: 24-2 (10-1)

NO. Name	Min	FG M-A	3P M-A	FT M-A	Rebounds OR DR TOT	Fouls PF FD	TP	AS	TO	ST	Blocks BS BA	+/-
8 Joyce Edwards	F 30:04	7-10	0-0	6-9	0 8 8	2 6	20	4	1	2	0 0	40
11 Madina Okot	C 25:39	4-5	0-0	2-2	3 13 16	1 4	1	4	1	2	1 34	
00 Ta'Niya Latson	G 29:46	9-15	0-2	3-4	0 1 1	0	21	1	4	0	0 37	
5 Tessa Johnson	G 30:16	4-4	2-2	4-4	0 3 3	1 3	14	2	2	0	0 36	
25 Raven Johnson	G 37:23	6-11	0-2	1-1	1 0 1	2 5	13	7	5	2	0 0	40
24 Ayla McDowell	24:02	3-4	1-2	0-0	2 0 2	1 0	7	0	2	0	0 0	16
31 Alicia Tournebize	19:04	3-3	2-2	0-0	1 1 2	0 0	8	0	2	1	1 0	17
30 Maryam Dauda	04:16	0-0	0-0	0-0	0 1 1	0 0	0	0	0	0	0 0	-5
Team					0 5 5	0	0	0	0			
Totals		36-52	5-10	16-20	7 32 39	7 19	93	15	19	10	3 1	43

Major Fouls: NONE

Dead Ball Rebounds: 2

South Carolina - 93

Record: 24-2 (10-1)

NO. Name	Min	FG M-A	3P M-A	FT M-A	Rebounds OR DR TOT	Fouls PF FD	TP	AS	TO	ST	Blocks BS BA	+/-
8 Joyce Edwards	F 30:04	7-10	0-0	6-9	0 8 8	2 6	20	4	1	2	0 0	40
11 Madina Okot	C 25:39	4-5	0-0	2-2	3 13 16	1 4	1	4	1	2	1 34	
00 Ta'Niya Latson	G 29:46	9-15	0-2	3-4	0 1 1	0	21	1	4	0	0 37	
5 Tessa Johnson	G 30:16	4-4	2-2	4-4	0 3 3	1 3	14	2	2	0	0 36	
25 Raven Johnson	G 37:23	6-11	0-2	1-1	1 0 1	2 5	13	7	5	2	0 0	40
24 Ayla McDowell	24:02	3-4	1-2	0-0	2 0 2	1 0	7	0	2	0	0 0	16
31 Alicia Tournebize	19:04	3-3	2-2	0-0	1 1 2	0 0	8	0	2	1	1 0	17
30 Maryam Dauda	04:16	0-0	0-0	0-0	0 1 1	0 0	0	0	0	0	0 0	-5
Team					0 5 5	0	0	0	0			
Totals		36-52	5-10	16-20	7 32 39	7 19	93	15	19	10	3 1	43

Major Fouls: NONE

Dead Ball Rebounds: 2

South Carolina - 93

Record: 24-2 (10-1)

NO. Name	Min	FG M-A	3P M-A	FT M-A	Rebounds OR DR TOT	Fouls PF FD	TP	AS	TO	ST	Blocks BS BA	+/-
8 Joyce Edwards	F 30:04	7-10	0-0	6-9	0 8 8	2 6	20	4	1	2	0 0	40
11 Madina Okot	C 25:39	4-5	0-0	2-2	3 13 16	1 4	1	4	1	2	1 34	
00 Ta'Niya Latson	G 29:46	9-15	0-2	3-4	0 1 1	0	21	1	4	0	0 37	
5 Tessa Johnson	G 30:16	4-4	2-2	4-4	0 3 3	1 3	14	2	2	0	0 36	
25 Raven Johnson	G 37:23	6-11	0-2	1-1	1 0 1	2 5	13	7	5	2	0 0	40
24 Ayla McDowell	24:02	3-4	1-2	0-0	2 0 2	1 0	7	0	2	0	0 0	16
31 Alicia Tournebize	19:04	3-3	2-2	0-0	1 1 2	0 0	8	0	2	1	1 0	17
30 Maryam Dauda	04:16	0-0	0-0	0-0	0 1 1	0 0	0	0	0	0	0 0	-5
Team					0 5 5	0	0	0	0			
Totals		36-52	5-10	16-20	7 32 39	7 19	93	15	19	10	3 1	43

Major Fouls: NONE

Dead Ball Rebounds: 2

South Carolina - 93

Record: 24-2 (10-1)

NO. Name	Min	FG M-A	3P M-A	FT M-A	Rebounds OR DR TOT	Fouls PF FD	TP	AS	TO	ST	Blocks BS BA	+/-
8 Joyce Edwards	F 30:04	7-10	0-0	6-9	0 8 8	2 6	20	4	1	2	0 0	40
11 Madina Okot	C 25:39	4-5	0-0	2-2	3 13 16	1 4	1	4	1	2	1 34	
00 Ta'Niya Latson	G 29:46	9-15	0-2	3-4	0 1 1	0	21	1	4	0	0 37	
5 Tessa Johnson	G 30:16	4-4	2-2	4-4	0 3 3	1 3	14	2	2	0	0 36	
25 Raven Johnson	G 37:23	6-11	0-2	1-1	1 0 1	2 5	13	7	5	2	0 0	40
24 Ayla McDowell	24:02	3-4	1-2	0-0	2 0 2	1 0	7	0	2	0	0 0	16
31 Alicia Tournebize	19:04	3-3	2-2	0-0	1 1 2	0 0	8	0	2	1	1 0	17
30 Maryam Dauda	04:16	0-0	0-0	0-0	0 1 1	0 0	0	0	0	0	0 0	-5
Team					0 5 5	0	0	0	0			
Totals		36-52	5-10	16-20	7 32 39	7 19	93	15	19	10	3 1	43

Major Fouls: NONE

Dead Ball Rebounds: 2

South Carolina - 93

Record: 24-2 (10-1)

NO. Name	Min	FG M-A	3P M-A	FT M-A	Rebounds OR DR TOT	Fouls PF FD	TP	AS	TO	ST	Blocks BS BA	+/-
8 Joyce Edwards	F 30:04	7-10	0-0	6-9	0 8 8	2 6	20	4	1	2	0 0	40
11 Madina Okot	C 25:39	4-5	0-0	2-2	3 13 16	1 4	1	4	1	2	1 34	
00 Ta'Niya Latson	G 29:46	9-15	0-2	3-4	0 1 1	0	21	1	4	0	0 37	
5 Tessa Johnson	G 30:16	4-4	2-2	4-4	0 3 3	1 3	14	2	2	0	0 36	
25 Raven Johnson	G 37:23	6-11	0-2	1-1	1 0 1	2 5	13	7	5	2	0 0	40
24 Ayla McDowell	24:02	3-4	1-2	0-0	2 0 2	1 0	7	0	2	0	0 0	16
31 Alicia Tournebize	19:04	3-3	2-2	0-0	1 1 2	0 0	8	0	2	1	1 0	17
30 Maryam Dauda	04:16	0-0	0-0	0-0	0 1 1	0 0	0	0	0	0	0 0	-5
Team					0 5 5	0	0	0	0			
Totals		36-52	5-10	16-20	7 32 39	7 19	93	15	19	10	3 1	43

Major Fouls: NONE

Dead Ball Rebounds: 2

South Carolina - 93

Record: 24-2 (10-1)

NO.	Name	Min	FG M-A	3P M-A	FT M-A	Rebounds OR DR TOT	Fouls PF FD	TP	AS	TO	ST	Blocks BS BA	+/-
8	Joyce Edwards	F 30:04	7-10	0-0	6-9	0 8 8	2 6	20	4	1	2	0 0	40
11	Madina Okot	C 25:39	4-5	0-0	2-2	3 13 16	1 4	1	4	1	2	1 34	
00	Ta'Niya Latson	G 29:46	9-15	0-2	3-4	0 1 1	0	21	1	4	0	0 37	
5	Tessa Johnson	G 30:16	4-4	2-2	4-4	0 3 3	1 3	14	2	2	0	0 36	

2025-26 SOUTH CAROLINA GAME-BY-GAME STATS

				Total		3-Pointers		Free throws		Rebounds											
Opponent	Date	Score		FG-FGA	PCT	3FG-3FGA	PCT	FT-FTA	PCT	OFF	DEF	TOT	AVG	PF	A	TO	BLK	STL	PTS	AVG	
Grand Canyon	11/03/2025	94-54	W	34-57	.596	9-19	.474	17-25	.680	5	33	38	38.0	21	19	11	6	6	94	94.0	
Bowling Green	11/07/2025	114-47	W	42-66	.636	6-14	.429	24-30	.800	16	37	53	45.5	9	26	14	11	9	114	104.0	
Clemson	11/11/2025	65-37	W	26-58	.448	5-9	.556	8-10	.800	11	37	48	46.3	10	11	12	10	3	65	91.0	
vs Southern California	11/15/2025	69-52	W	29-71	.408	4-10	.400	7-12	.583	21	35	56	48.8	14	16	17	7	7	69	85.5	
Winthrop	11/19/2025	106-56	W	43-67	.642	5-17	.294	15-24	.625	18	28	46	48.2	13	25	9	7	6	106	89.6	
Queens (NC)	11/23/2025	121-49	W	43-65	.662	8-20	.400	27-34	.794	10	41	51	48.7	12	26	11	12	14	121	94.8	
vs Duke	11/26/2025	83-66	W	35-74	.473	1-10	.100	12-16	.750	15	28	43	47.9	13	18	7	3	9	83	93.1	
vs Texas	11/27/2025	64-66	L	25-58	.431	2-7	.286	12-16	.750	11	21	32	45.9	13	17	13	5	7	64	89.5	
at Louisville	12/04/2025	79-77	W	30-61	.492	8-16	.500	11-17	.647	10	24	34	44.6	10	19	12	1	4	79	88.3	
N.C. Central	12/07/2025	106-42	W	34-67	.507	11-21	.524	27-34	.794	22	23	45	44.6	10	19	17	10	16	106	90.1	
Penn St.	12/14/2025	95-55	W	37-73	.507	6-21	.286	15-28	.536	13	30	43	44.5	10	20	5	5	17	95	90.5	
at South Fla.	12/18/2025	103-44	W	44-70	.629	4-15	.267	11-18	.611	10	35	45	44.5	14	20	12	8	17	103	91.6	
at FGCU	12/20/2025	105-43	W	45-72	.625	6-18	.333	9-17	.529	21	30	51	45.0	12	22	12	3	9	105	92.6	
Providence	12/28/2025	96-55	W	36-68	.529	12-29	.414	12-19	.632	14	30	44	44.9	11	24	9	4	8	96	92.9	
Alabama	01/01/2026	83-57	W	32-64	.500	5-13	.385	14-17	.824	10	33	43	44.8	12	15	9	4	9	83	92.2	
at Florida	01/04/2026	74-63	W	24-70	.343	5-21	.238	21-31	.677	26	33	59	45.7	18	10	21	9	10	74	91.1	
at Arkansas	01/08/2026	93-58	W	34-66	.515	7-13	.538	18-29	.621	12	31	43	45.5	16	17	13	9	11	93	91.2	
Georgia	01/11/2026	65-43	W	25-66	.379	2-17	.118	13-20	.650	16	36	52	45.9	6	11	14	8	6	65	89.7	
Texas	01/15/2026	68-65	W	23-52	.442	4-11	.364	18-26	.692	10	19	29	45.0	16	10	20	4	9	68	88.6	
at Coppin St.	01/18/2026	90-48	W	35-68	.515	9-19	.474	11-14	.786	11	26	37	44.6	13	22	17	4	21	90	88.7	
at Oklahoma	01/22/2026	82-94	Lot	30-81	.370	5-21	.238	17-23	.739	18	21	39	44.3	19	12	13	4	13	82	88.3	
Vanderbilt	01/25/2026	103-74	W	40-65	.615	10-17	.588	13-14	.929	13	19	32	43.8	14	25	14	7	12	103	89.0	
at Auburn	01/29/2026	81-51	W	29-55	.527	7-17	.412	16-17	.941	7	33	40	43.6	16	16	16	5	8	81	88.7	
at Texas A&M	02/02/2026	71-56	W	22-50	.440	7-20	.350	20-25	.800	13	23	36	43.3	12	17	17	8	7	71	87.9	
Mississippi St.	02/05/2026	88-45	W	34-62	.548	6-14	.429	14-15	.933	9	30	39	43.1	12	23	14	4	11	88	87.9	
Tennessee	02/08/2026	93-50	W	36-52	.692	5-10	.500	16-20	.800	7	32	39	43.0	7	15	19	3	10	93	88.1	
at LSU	02/14/2026	79-72	W	28-66	.424	8-17	.471	15-17	.882	11	26	37	42.7	20	11	9	6	7	79	87.8	
Total		2370		895-1744	.513	167-436	.383	413-568	.727	360	794	1154	42.7	353	486	357	167	266	2370	87.8	
Opponents		1519		574-1709	.336	155-591	.262	216-298	.725	345	537	882	32.7	502	286	502	76	146	1519	56.3	

South Carolina Averages

Games Played	Points/game	FG Pct	3FG Pct	FT Pct	Rebounds/game	Assists/game	Turnovers/game	Assist/Turnover ratio	Steals/game	Blocks/game
27	87.8	51.3	38.3	72.7	42.7	18.0	13.2	1.4	9.9	6.2

2025-26 OPPONENT GAME-BY-GAME STATS

				Total		3-Pointers		Free throws		Rebounds										
Opponent	Date	Score		FG-FGA	PCT	3FG-3FGA	PCT	FT-FTA	PCT	OFF	DEF	TOT	AVG	PF	A	TO	BLK	STL	PTS	AVG
Grand Canyon	11/03/2025	94-54	W	17-62	.274	7-34	.206	13-17	.765	12	19	31	31.0	26	6	17	3	3	54	54.0
Bowling Green	11/07/2025	114-47	W	18-74	.243	6-26	.231	5-6	.833	17	8	25	28.0	20	9	18	2	11	47	50.5
Clemson	11/11/2025	65-37	W	14-61	.230	5-33	.152	4-4	1.000	10	21	31	29.0	14	9	10	1	5	37	46.0
vs Southern California	11/15/2025	69-52	W	22-67	.328	1-14	.071	7-10	.700	10	22	32	29.8	13	15	13	7	5	52	47.5
Winthrop	11/19/2025	106-56	W	21-66	.318	7-21	.333	7-9	.778	15	9	24	28.6	20	8	15	0	2	56	49.2
Queens (NC)	11/23/2025	121-49	W	16-70	.229	9-28	.321	8-10	.800	12	13	25	28.0	25	11	21	1	5	49	49.2
vs Duke	11/26/2025	83-66	W	24-61	.393	8-20	.400	10-13	.769	10	25	35	29.0	12	17	16	4	1	66	51.6
vs Texas	11/27/2025	64-66	L	25-60	.417	1-6	.167	15-20	.750	16	23	39	30.3	18	15	15	5	8	66	53.4
at Louisville	12/04/2025	79-77	W	31-65	.477	9-23	.391	6-10	.600	11	23	34	30.7	16	11	12	1	3	77	56.0
N.C. Central	12/07/2025	106-42	W	16-54	.296	6-19	.316	4-7	.571	15	13	28	30.4	24	9	36	2	4	42	54.6
Penn St.	12/14/2025	95-55	W	23-73	.315	5-26	.192	4-10	.400	22	29	51	32.3	20	10	26	2	3	55	54.6
at South Fla.	12/18/2025	103-44	W	19-62	.306	2-12	.167	4-9	.444	10	21	31	32.2	17	10	23	3	5	44	53.8
at FGCU	12/20/2025	105-43	W	14-52	.269	7-34	.206	8-8	1.000	6	12	18	31.1	17	7	20	2	3	43	52.9
Providence	12/28/2025	96-55	W	22-63	.349	3-17	.176	8-14	.571	11	21	32	31.1	21	9	11	2	4	55	53.1
Alabama	01/01/2026	83-57	W	22-60	.367	9-29	.310	4-6	.667	7	22	29	31.0	14	13	16	10	3	57	53.3
at Florida	01/04/2026	74-63	W	22-65	.338	4-23	.174	15-17	.882	12	24	36	31.3	22	8	20	3	8	63	53.9
at Arkansas	01/08/2026	93-58	W	20-61	.328	8-19	.421	10-13	.769	11	23	34	31.5	24	9	23	3	6	58	54.2
Georgia	01/11/2026	65-43	W	17-63	.270	5-18	.278	4-7	.571	10	27	37	31.8	19	7	18	5	5	43	53.6
Texas	01/15/2026	68-65	W	26-60	.433	1-9	.111	12-13	.923	14	20	34	31.9	22	9	22	2	8	65	54.2
at Coppin St.	01/18/2026	90-48	W	19-59	.322	5-18	.278	5-7	.714	15	23	38	32.2	15	6	30	1	6	48	53.9
at Oklahoma	01/22/2026	82-94	Lot	39-81	.481	9-23	.391	7-10	.700	19	35	54	33.2	20	23	21	3	4	94	55.8
Vanderbilt	01/25/2026	103-74	W	28-61	.459	12-25	.480	6-8	.750	14	12	26	32.9	18	19	20	3	7	74	56.6
at Auburn	01/29/2026	81-51	W	18-60	.300	4-16	.250	11-16	.688	11	19	30	32.8	14	7	15	2	11	51	56.3
at Texas A&M	02/02/2026	71-56	W	19-56	.339	7-18	.389	11-12	.917	12	17	29	32.6	25	12	18	1	9	56	56.3
Mississippi St.	02/05/2026	88-45	W	16-58	.276	3-24	.125	10-14	.714	12	17	29	32.5	13	5	19	3	4	45	55.9
Tennessee	02/08/2026	93-50	W	18-65	.277	10-44	.227	4-5	.800	13	11	24	32.2	19	10	18	1	8	50	55.7
at LSU	02/14/2026	79-72	W	28-70	.400	2-12	.167	14-23	.609	18	28	46	32.7	14	12	9	4	5	72	56.3
Total		1519		574-1709	.336	155-591	.262	216-298	.725	345	537	882	32.7	502	286	502	76	146	1519	56.3
South Carolina		2370		895-1744	.513	167-436	.383	413-568	.727	360	794	1154	42.7	353	486	357	167	266	2370	87.8

Opponents Averages

Games Played	Points/game	FG Pct	3FG Pct	FT Pct	Rebounds/game	Assists/game	Turnovers/game	Assist/Turnover ratio	Steals/game	Blocks/game
27	56.3	33.6	26.2	72.5	32.7	10.6	18.6	0.6	5.4	2.8

2025-26 SOUTH CAROLINA POINTS-REBOUNDS-ASSISTS

Opponent	Date	Score												
			00	1	5	8	11	15	24	25	30	31	44	
			LATSON, TA	MCDANIEL, M	JOHNSON, TE	EDWARDS, JO	OKOT, MADIN	TAC, ADHEL	MCDOWELL, A	JOHNSON, RA	DAUDA, MARY	TOURNEBIZE	MAKER, AGG	
Grand Canyon	11/03/2025	94-54	W	20-14	3-0-2	19-5-3	13-5-1	12-4-0	2-6-0	9-2-0	11-8-7	0-2-0	DNP	5-2-2
Bowling Green	11/07/2025	114-47	W	17-44	DNP	14-7-3	24-4-3	13-11-2	3-2-2	11-3-1	11-5-11	9-8-0	DNP	12-3-0
Clemson	11/11/2025	65-37	W	12-8-3	DNP	13-2-3	18-8-2	12-12-1	0-3-0	0-1-0	2-1-2	2-7-0	DNP	6-4-0
vs Southern California	11/15/2025	69-52	W	12-4-2	DNP	14-4-5	17-10-4	6-15-0	DNP	0-0-0	14-11-4	2-3-0	DNP	4-4-1
Winthrop	11/19/2025	106-56	W	24-5-4	DNP	9-1-1	22-5-1	23-11-3	6-5-0	7-4-1	3-4-10	0-1-1	DNP	12-7-4
Queens (NC)	11/23/2025	121-49	W	24-2-5	2-1-3	13-1-5	25-4-3	14-12-0	11-10-1	7-5-1	12-2-7	9-5-0	DNP	4-3-1
vs Duke	11/26/2025	83-66	W	12-1-2	5-1-1	5-1-0	22-6-6	23-13-2	2-1-0	0-0-0	10-5-6	0-6-0	DNP	4-4-1
vs Texas	11/27/2025	64-66	L	16-4-2	0-0-2	11-0-3	16-4-3	12-11-1	2-4-0	0-1-0	7-0-6	0-0-0	DNP	0-2-0
at Louisville	12/04/2025	79-77	W	9-1-5	0-1-0	20-7-3	12-5-0	23-13-2	1-1-0	3-2-1	11-4-8	DNP	DNP	DNP
N.C. Central	12/07/2025	106-42	W	32-4-2	8-3-3	DNP	25-10-6	10-9-1	2-3-0	16-2-0	7-3-5	6-7-2	DNP	DNP
Penn St.	12/14/2025	95-55	W	18-6-8	9-4-2	15-6-1	29-4-5	DNP	2-3-0	4-4-0	15-7-4	3-3-0	DNP	DNP
at South Fla.	12/18/2025	103-44	W	15-3-4	7-2-5	16-4-2	34-5-1	12-10-1	5-8-0	3-1-0	11-4-6	0-7-1	DNP	DNP
at FGCU	12/20/2025	105-43	W	15-5-7	4-4-2	9-4-4	29-10-2	27-12-2	4-4-0	3-0-2	2-3-2	12-3-1	DNP	DNP
Providence	12/28/2025	96-55	W	10-1-4	3-1-3	18-4-4	14-6-2	18-13-2	3-1-1	8-0-0	10-2-6	2-1-0	DNP	10-10-2
Alabama	01/01/2026	83-57	W	DNP	6-2-2	10-5-5	25-4-1	11-9-1	3-5-0	2-1-0	17-4-5	0-2-0	DNP	9-4-1
at Florida	01/04/2026	74-63	W	DNP	6-1-5	15-6-1	11-10-1	12-17-0	3-3-0	4-1-0	17-6-2	1-3-0	DNP	5-4-1
at Arkansas	01/08/2026	93-58	W	DNP	4-1-6	19-6-3	22-7-2	15-10-1	6-2-1	1-2-0	14-3-2	3-3-2	DNP	9-5-0
Georgia	01/11/2026	65-43	W	9-3-3	2-2-2	3-4-1	14-7-2	14-10-1	0-2-0	5-1-0	10-8-1	0-2-0	DNP	8-10-1
Texas	01/15/2026	68-65	W	12-2-3	0-1-0	13-2-0	14-8-0	10-5-1	1-3-0	DNP	10-4-6	DNP	0-0-0	8-2-0
at Coppin St.	01/18/2026	90-48	W	15-1-5	6-2-5	17-1-4	26-3-1	8-12-1	DNP	5-0-0	3-1-4	0-5-1	8-1-1	2-6-0
at Oklahoma	01/22/2026	82-94	Lot	6-3-2	0-2-0	19-4-2	12-5-2	6-4-0	2-6-0	3-0-0	16-5-5	1-1-0	9-3-0	8-3-1
Vanderbilt	01/25/2026	103-74	W	21-5-5	3-1-4	20-2-2	16-7-6	17-7-0	2-0-0	6-0-0	10-4-6	DNP	0-1-0	8-2-2
at Auburn	01/29/2026	81-51	W	5-2-0	9-2-6	13-3-5	20-5-1	5-6-0	4-4-0	8-2-1	4-5-3	8-5-0	2-4-0	3-1-0
at Texas A&M	02/02/2026	71-56	W	DNP	7-1-3	19-3-1	28-11-4	6-3-1	0-0-0	2-2-0	7-7-8	1-2-0	1-5-0	DNP
Mississippi St.	02/05/2026	88-45	W	DNP	10-2-6	3-3-1	21-1-6	10-10-0	8-3-0	16-5-0	10-6-7	2-0-0	8-3-3	DNP
Tennessee	02/08/2026	93-50	W	21-1-1	DNP	14-3-2	20-8-4	10-16-1	DNP	7-2-0	13-1-7	0-1-0	8-2-0	DNP
at LSU	02/14/2026	79-72	W	8-2-1	DNP	21-2-1	10-1-1	12-17-1	DNP	2-1-0	19-7-6	0-1-0	2-0-0	5-2-1

2025-26 VS. RANKED OPPONENTS

Game Records

Record	Overall	Home	Away	Neutral
ALL GAMES	7-2	4-0	2-1	1-1
CONFERENCE	5-1	4-0	1-1	0-0
NON-CONFERENCE	2-1	0-0	1-0	1-1

Score by Periods

Team	1st	2nd	3rd	4th	OT	TOT
South Carolina	197	167	187	162	7	720
Opponents	171	149	139	129	19	607

Team Box Score

No.	Player				Total		3-Point		F-Throw		Rebounds											
		GP-GS	MIN	AVG	FG-FGA	FG%	3FG-3FGA	3FG%	FT-FTA	FT%	OFF	DEF	TOT	AVG	PF	DQ	A	TO	BLK	STL	PTS	AVG
5	JOHNSON, Tessa	9-9	298:40	33.2	49-93	.527	25-46	.543	19-21	.905	4	25	29	3.2	15	0	23	16	1	5	142	15.8
8	EDWARDS, Joyce	9-9	302:53	33.7	54-116	.466	1-2	.500	33-46	.717	15	37	52	5.8	23	1	21	25	8	20	142	15.8
00	LATSON, Ta'Niya	8-8	255:58	32.0	40-94	.426	3-16	.188	22-29	.759	10	12	22	2.8	14	0	21	15	0	13	105	13.1
25	JOHNSON, Raven	9-9	308:06	34.2	46-85	.541	9-19	.474	16-19	.842	9	31	40	4.4	17	0	53	19	9	13	117	13.0
11	OKOT, Madina	9-8	245:07	27.2	46-85	.541	1-1	1.000	14-19	.737	28	69	97	10.8	23	1	7	27	8	15	107	11.9
44	MAKEER, Agot	7-2	109:06	15.6	15-38	.395	3-17	.176	9-13	.692	5	14	19	2.7	9	0	6	8	5	6	42	6.0
31	TOURNEBIZE, Alicia	5-0	53:28	10.7	8-13	.615	3-3	1.000	0-0	.000	4	2	6	1.2	9	0	0	3	1	2	19	3.8
24	MCDOWELL, Ayla	8-0	83:39	10.5	8-19	.421	5-11	.455	2-2	1.000	7	0	7	0.9	5	0	1	4	2	0	23	2.9
15	TAC, Adhel	6-0	47:38	7.9	4-8	.500	0-0	.000	3-6	.500	7	12	19	3.2	5	0	0	3	5	0	11	1.8
1	MCDANIEL, Maddy	6-0	91:41	15.3	2-15	.133	1-5	.200	4-5	.800	2	5	7	1.2	3	0	8	2	0	3	9	1.5
30	DAUDA, Maryam	6-0	28:44	4.8	1-4	.250	0-2	.000	1-2	.500	3	5	8	1.3	2	0	0	3	2	1	3	0.5
Team											17	18	35				1					
Total		9	1825		273-570	.479	51-122	.418	123-162	.759	111	230	341	37.9	125	2	140	126	41	78	720	80.0
Opponents		9	1825		239-589	.406	54-185	.292	75-105	.714	122	196	318	35.3	154	2	127	146	36	51	607	67.4

Team Results

Date	Opponent		Score	Att.
11/15/2025	vs Southern California	W	69-52	8150
11/27/2025	vs Texas	L	64-66	1950
12/04/2025	at Louisville	W	79-77	10012
01/01/2026	Alabama	W	83-57	14367
01/15/2026	Texas	W	68-65	17188
01/22/2026	at Oklahoma	Lot	82-94	7402
01/25/2026	Vanderbilt	W	103-74	17002
02/08/2026	Tennessee	W	93-50	16206
02/14/2026	at LSU	W	79-72	13200

LAST 5 GAMES

Game Records

Record	Overall	Home	Away	Neutral
ALL GAMES	5-0	2-0	3-0	0-0
CONFERENCE	5-0	2-0	3-0	0-0
NON-CONFERENCE	0-0	0-0	0-0	0-0

Score by Periods

Team	1st	2nd	3rd	4th	OT	TOT
South Carolina	107	98	110	97	0	412
Opponents	73	68	61	72	0	274

Team Box Score

No.	Player				Total		3-Point		F-Throw		Rebounds											
		GP-GS	MIN	AVG	FG-FGA	FG%	3FG-3FGA	3FG%	FT-FTA	FT%	OFF	DEF	TOT	AVG	PF	DQ	A	TO	BLK	STL	PTS	AVG
8	EDWARDS, Joyce	5-5	144:39	28.9	37-58	.638	0-0	.000	25-31	.806	6	20	26	5.2	11	1	16	14	1	5	99	19.8
5	JOHNSON, Tessa	5-5	143:25	28.7	24-47	.511	15-29	.517	7-7	1.000	1	13	14	2.8	7	0	10	8	3	2	70	14.0
00	LATSON, Ta'Niya	3-3	74:01	24.7	15-30	.500	1-6	.167	3-4	.750	0	5	5	1.7	5	0	2	4	1	4	34	11.3
25	JOHNSON, Raven	5-5	162:09	32.4	19-43	.442	5-14	.357	10-12	.833	4	22	26	5.2	8	0	31	14	3	11	53	10.6
1	MCDANIEL, Maddy	3-1	87:04	29.0	6-9	.667	1-2	.500	13-14	.929	0	5	5	1.7	3	0	15	6	0	8	26	8.7
11	OKOT, Madina	5-3	123:56	24.8	17-29	.586	0-1	.000	9-10	.900	13	39	52	10.4	9	0	3	10	7	4	43	8.6
24	MCDOWELL, Ayla	5-1	107:56	21.6	14-30	.467	7-19	.368	0-0	.000	7	5	12	2.4	6	0	1	4	2	7	35	7.0
31	TOURNEBIZE, Alicia	5-0	60:51	12.2	8-18	.444	3-3	1.000	2-3	.667	5	9	14	2.8	12	1	3	5	2	1	21	4.2
15	TAC, Adhel	3-1	32:12	10.7	5-10	.500	0-0	.000	2-2	1.000	3	4	7	2.3	4	0	0	3	2	0	12	4.0
44	MAKEER, Agot	2-1	22:03	11.0	3-8	.375	1-3	.333	1-1	1.000	1	2	3	1.5	1	0	1	0	2	0	8	4.0
30	DAUDA, Maryam	5-0	41:43	8.3	1-3	.333	0-1	.000	9-10	.900	3	6	9	1.8	1	0	0	2	3	1	11	2.2
Team											4	14	18					5				
Total		5	1000		149-285	.523	33-78	.423	81-94	.862	47	144	191	38.2	67	2	82	75	26	43	412	82.4
Opponents		5	1000		99-309	.320	26-114	.228	50-70	.714	66	92	158	31.6	85	2	46	79	11	37	274	54.8

Team Results

Date	Opponent		Score	Att.
01/29/2026	at Auburn	W	81-51	4099
02/02/2026	at Texas A&M	W	71-56	4332
02/05/2026	Mississippi St.	W	88-45	15204
02/08/2026	Tennessee	W	93-50	16206
02/14/2026	at LSU	W	79-72	13200

2025-26 SEC STATS

Game Records

Record	Overall	Home	Away	Neutral
ALL GAMES	11-1	6-0	5-1	0-0
CONFERENCE	11-1	6-0	5-1	0-0
NON-CONFERENCE	0-0	0-0	0-0	0-0

Score by Periods

Team	1st	2nd	3rd	4th	OT	TOT
South Carolina	263	227	254	229	7	980
Opponents	179	184	173	173	19	728

Team Box Score

No.	Player				Total		3-Point		F-Throw		Rebounds													
		GP-GS	MIN	AVG	FG-FGA	FG%	3FG-3FGA	3FG%	FT-FTA	FT%	OFF	DEF	TOT	AVG	PF	DQ	A	TO	BLK	STL	PTS	AVG		
8	EDWARDS, Joyce	12-12	369:19	30.8	79-143	.552	0-1	.000	55-71	.775	29	45	74	6.2	25	1	30	36	10	18	213	17.8		
5	JOHNSON, Tessa	12-12	338:21	28.2	57-126	.452	33-74	.446	22-25	.880	4	39	43	3.6	16	0	24	19	5	7	169	14.1		
25	JOHNSON, Raven	12-12	371:29	31.0	57-113	.504	11-31	.355	22-26	.846	7	53	60	5.0	21	0	58	23	9	17	147	12.3		
00	LATSON, Ta'Niya	7-7	193:43	27.7	32-73	.438	3-16	.188	15-21	.714	4	14	18	2.6	9	0	15	11	1	11	82	11.7		
11	OKOT, Madina	12-9	281:02	23.4	52-95	.547	2-4	.500	22-29	.759	40	74	114	9.5	25	0	7	35	18	21	128	10.7		
44	MAKEER, Agot	9-5	166:53	18.5	23-55	.418	4-20	.200	13-19	.684	8	25	33	3.7	9	0	7	14	10	11	63	7.0		
24	MCDOWELL, Ayla	11-1	179:39	16.3	20-47	.426	11-30	.367	5-6	.833	9	8	17	1.5	13	0	1	7	4	10	56	5.1		
1	MCDANIEL, Maddy	10-1	242:19	24.2	13-41	.317	2-8	.250	19-23	.826	3	12	15	1.5	8	0	34	11	1	14	47	4.7		
31	TOURNEBIZE, Alicia	8-0	92:34	11.6	12-26	.462	4-4	1.000	2-3	.667	8	10	18	2.3	20	1	3	6	2	2	30	3.8		
15	TAC, Adhel	10-1	102:46	10.3	10-23	.435	0-0	.000	9-17	.529	12	16	28	2.8	15	1	1	6	6	1	29	2.9		
30	DAUDA, Maryam	10-0	86:54	8.7	2-7	.286	1-3	.333	11-14	.786	7	13	20	2.0	7	0	2	4	5	1	16	1.6		
Team											21	27	48					7						
Total		12	2425		357-749	.477	71-191	.372	195-254	.768	152	336	488	40.7	168	3	182	179	71	113	980	81.7		
Opponents		12	2425		273-760	.359	74-260	.285	108-144	.750	153	255	408	34.0	224	5	134	219	40	78	728	60.7		

Team Statistics

	SC	OPP
Scoring	980	728
Points per game	81.7	60.7
Scoring margin	+21.0	-
Field goals-att	357-749	273-760
Field goal pct	.477	.359
3 point fg-att	71-191	74-260
3-point FG pct	.372	.285
3-pt FG made per game	5.9	6.2
Free throws-att	195-254	108-144
Free throw pct	.768	.750
F-Throws made per game	16.3	9.0
Rebounds	488	408
Rebounds per game	40.7	34.0
Rebounding margin	+6.7	-
Assists	182	134
Assists per game	15.2	11.2
Turnovers	179	219
Turnovers per game	14.9	18.3
Turnover margin	+3.3	-
Assist/turnover ratio	1.0	0.6
Steals	113	78
Steals per game	9.4	6.5
Blocks	71	40
Blocks per game	5.9	3.3
Winning streak	6	-
Home win streak	6	-
Attendance	95503	38002
Home games-Avg/Game	6-15917	6-6334
Neutral site-Avg/Game	-	0-0

Team Results

Date	Opponent		Score	Att.
01/01/2026	Alabama	W	83-57	14367
01/04/2026	at Florida	W	74-63	6006
01/08/2026	at Arkansas	W	93-58	2963
01/11/2026	Georgia	W	65-43	15536
01/15/2026	Texas	W	68-65	17188
01/22/2026	at Oklahoma	Lot	82-94	7402
01/25/2026	Vanderbilt	W	103-74	17002
01/29/2026	at Auburn	W	81-51	4099
02/02/2026	at Texas A&M	W	71-56	4332
02/05/2026	Mississippi St.	W	88-45	15204
02/08/2026	Tennessee	W	93-50	16206
02/14/2026	at LSU	W	79-72	13200

2025-26 OVERALL STATS

Game Records

Record	Overall	Home	Away	Neutral
ALL GAMES	25-2	14-0	9-1	2-1
CONFERENCE	11-1	6-0	5-1	0-0
NON-CONFERENCE	14-1	8-0	4-0	2-1

Score by Periods

Team	1st	2nd	3rd	4th	OT	TOT
South Carolina	631	561	604	567	7	2370
Opponents	394	376	381	349	19	1519

Team Box Score

No.	Player				Total		3-Point		F-Throw		Rebounds											
		GP-GS	MIN	AVG	FG-FGA	FG%	3FG-3FGA	3FG%	FT-FTA	FT%	OFF	DEF	TOT	AVG	PF	DQ	A	TO	BLK	STL	PTS	AVG
8	EDWARDS, Joyce	27-27	816:37	30.2	216-361	.598	2-7	.286	105-151	.695	69	94	163	6.0	55	1	70	75	31	51	539	20.0
00	LATSON, Ta'Niya	22-22	630:39	28.7	121-244	.496	20-55	.364	71-88	.807	12	56	68	3.1	27	0	76	37	8	39	333	15.1
5	JOHNSON, Tessa	26-26	748:24	28.8	130-264	.492	69-145	.476	33-40	.825	11	79	90	3.5	33	0	65	36	9	14	362	13.9
11	OKOT, Madina	26-23	624:55	24.0	144-243	.593	3-10	.300	50-72	.694	93	179	272	10.5	51	1	25	61	39	38	341	13.1
25	JOHNSON, Raven	27-27	780:39	28.9	107-215	.498	25-68	.368	37-44	.841	23	97	120	4.4	45	0	146	45	19	45	276	10.2
44	MAKEER, Agot	19-5	338:34	17.8	46-108	.426	10-43	.233	20-28	.714	17	61	78	4.1	25	0	18	23	18	20	122	6.4
24	MCDOWELL, Ayla	26-1	412:28	15.9	45-105	.429	25-66	.379	17-23	.739	22	20	42	1.6	27	0	7	17	5	20	132	5.1
1	MCDANIEL, Maddy	21-1	429:51	20.5	27-76	.355	6-21	.286	34-46	.739	6	28	34	1.6	20	0	62	12	2	25	94	4.5
31	TOURNEBIZE, Alicia	9-0	105:50	11.8	15-32	.469	4-5	.800	4-5	.800	8	11	19	2.1	22	1	4	8	3	3	38	4.2
15	TAC, Adhel	23-3	257:57	11.2	25-48	.521	0-0	.000	22-41	.537	24	55	79	3.4	27	1	5	13	18	5	72	3.1
30	DAUDA, Maryam	24-0	279:05	11.6	19-48	.396	3-16	.188	20-30	.667	27	51	78	3.3	21	0	8	19	15	6	61	2.5
Team											48	63	111					11				
Total		27	5425		895-1744	.513	167-436	.383	413-568	.727	360	794	1154	42.7	353	4	486	357	167	266	2370	87.8
Opponents		27	5425		574-1709	.336	155-591	.262	216-298	.725	345	537	882	32.7	502	13	286	502	76	146	1519	56.3

Team Statistics

	SC	OPP
Scoring	2370	1519
Points per game	87.8	56.3
Scoring margin	+31.5	-
Field goals-att	895-1744	574-1709
Field goal pct	.513	.336
3 point fg-att	167-436	155-591
3-point FG pct	.383	.262
3-pt FG made per game	6.2	5.7
Free throws-att	413-568	216-298
Free throw pct	.727	.725
F-Throws made per game	15.3	8.0
Rebounds	1154	882
Rebounds per game	42.7	32.7
Rebounding margin	+10.1	-
Assists	486	286
Assists per game	18.0	10.6
Turnovers	357	502
Turnovers per game	13.2	18.6
Turnover margin	+5.4	-
Assist/turnover ratio	1.4	0.6
Steals	266	146
Steals per game	9.9	5.4
Blocks	167	76
Blocks per game	6.2	2.8
Winning streak	6	-
Home win streak	14	-
Attendance	221728	58679
Home games-Avg/Game	14-15838	10-5868
Neutral site-Avg/Game	-	3-4162

Team Results

Date	Opponent		Score	Att.
11/03/2025	Grand Canyon	W	94-54	15601
11/07/2025	Bowling Green	W	114-47	16649
11/11/2025	Clemson	W	65-37	16623
11/15/2025	vs Southern California	W	69-52	8150
11/19/2025	Winthrop	W	106-56	15787
11/23/2025	Queens (NC)	W	121-49	15222
11/26/2025	vs Duke	W	83-66	2386
11/27/2025	vs Texas	L	64-66	1950
12/04/2025	at Louisville	W	79-77	10012
12/07/2025	N.C. Central	W	106-42	15677
12/14/2025	Penn St.	W	95-55	15601
12/18/2025	at South Fla.	W	103-44	3767
12/20/2025	at FGCU	W	105-43	3527
12/28/2025	Providence	W	96-55	15065
01/01/2026	Alabama	W	83-57	14367
01/04/2026	at Florida	W	74-63	6006
01/08/2026	at Arkansas	W	93-58	2963
01/11/2026	Georgia	W	65-43	15536
01/15/2026	Texas	W	68-65	17188
01/18/2026	at Coppin St.	W	90-48	3371
01/22/2026	at Oklahoma	Lot	82-94	7402
01/25/2026	Vanderbilt	W	103-74	17002
01/29/2026	at Auburn	W	81-51	4099
02/02/2026	at Texas A&M	W	71-56	4332
02/05/2026	Mississippi St.	W	88-45	15204
02/08/2026	Tennessee	W	93-50	16206
02/14/2026	at LSU	W	79-72	13200