

SOUTH CAROLINA WOMEN'S BASKETBALL



3 NCAA CHAMPIONSHIPS • 7 NCAA FINAL FOURS • 9 SEC CHAMPIONSHIPS • 9 SEC TOURNAMENT TITLES • 26 ALL-AMERICANS

Assoc. AD Comms/PR: Diana Koval | Office: 803.777.7977 | Cell: 314.369.6050 | Email: dkoval@mailbox.sc.edu

Web: www.GamecocksOnline.com | X: @GamecockWBB | Instagram: @GamecockWBB | TikTok: @GamecockWBB | Facebook: @GamecockWBB

GAME 26 • FEBRUARY 8, 2026 • COLUMBIA, SC • COLONIAL LIFE ARENA (18,000)

#3/3 GAMECOCKS

23-2, 9-1 SEC

Head Coach: Dawn Staley

Record at SC: 498-113 (18th)

Career Record: 670-193 (26th)

Top Scorer: Joyce Edwards (20.4)

Top Rebounder: Madina Okot (10.0)



#19/17 TENNESSEE

15-5, 7-1 SEC

Head Coach: Kim Caldwell

Record at TN: 39-15 (2nd)

Career Record: 256-46 (10th)

Top Scorer: Talaysia Cooper (14.4)

Top Rebounder: Janiah Barker (6.9)

SCHEDULE/RESULTS

Oct. 24	Anderson (Exh.)	W, 112-31
Oct. 30	vs. #11/11 N. Carolina (Exh.)	W, 91-82
Nov. 3	Grand Canyon (SECN+)	W, 94-54
Nov. 7	Bowling Green (SECN+)	W, 114-47
Nov. 11	Clemson (ESPN2)	W, 65-37

The Real SC (Los Angeles)

Nov. 15	vs. #8/10 Southern Cal (FOX)	W, 69-52
---------	------------------------------	----------

Nov. 19	Winthrop (SECN)	W, 106-56
Nov. 23	Queens (SECN+)	W, 121-49

Players Era Championship (Las Vegas)

Nov. 26	vs. Duke	W, 83-66
Nov. 27	vs. #4/4 Texas	L, 64-66

ACC/SEC Challenge

Dec. 4	at #22/21 Louisville (ESPN)	W, 79-77
--------	-----------------------------	----------

Dec. 7	NC Central (SECN)	W, 106-42
Dec. 14	Penn State (ESPN)	W, 95-55
Dec. 18	at USF (ESPN2)	W, 103-44
Dec. 20	at Florida Gulf Coast (ESPN+)	W, 105-43
Dec. 28	Providence (SECN)	W, 96-55
Jan. 1	#rv/24 Alabama* (SECN+)	W, 83-57
Jan. 4	at Florida* (SECN)	W, 74-63
Jan. 8	at Arkansas* (SECN+)	W, 93-56
Jan. 11	Georgia* (SECN)	W, 65-43
Jan. 15	#4/4 Texas* (ESPN2)	W, 68-65
Jan. 18	at Coppin State (ESPN+)	W, 90-48
Jan. 22	at #16/16 Oklahoma* (ESPN)	L, 82-94 (ot)
Jan. 25	#5/4 Vanderbilt* (ESPN)	W, 103-74
Jan. 29	at Auburn* (SECN)	W, 81-51
Feb. 2	at Texas A&M* (ESPN2)	W, 71-56
Feb. 5	Mississippi State* (SECN)	W, 88-45
Feb. 8	#19/17 Tennessee* (ABC)	3 p.m.
Feb. 14	at LSU* (ABC)	8:30 p.m.
Feb. 19	at Alabama* (SECN)	8:30 p.m.
Feb. 22	Ole Miss* (ESPN/2)	Noon
Feb. 26	Missouri* (SECN)	8 p.m.
Mar. 1	at Kentucky* (SECN+)	2 p.m.

Mar. 4-8 SEC Tournament (Greenville, SC)

* indicates SEC game

All times Eastern

TV outlet listed in parentheses (SECN is SEC Network; SECN+ is SEC Network online via the ESPN app.)

THE SERIES

SC Record/Staley Era: 16-49 / 15-12

H: 5-21 A: 6-23 N: 5-5

Current Streak: W8

Last Meeting: W, 70-63, 1/27/25 in Knoxville

HOW TO FOLLOW

Watch: ABC (Beth Mowins, Rebecca Lobo, Holly Rowe)

Listen: 107.5 FM; Sirius 84 and on the SiriusXM app (Brad Muller)

Live Stats: StatBroadcast

GAMECOCK NOTABLES

- South Carolina's 51.1 percent shooting ranks fourth in the nation as does its .335 field goal percentage defense. In SEC play, the Gamecocks are shooting 46.4 percent and holding opponents to an SEC-best 36.3 percent. In seven games against ranked opponents, they're shooting 46.2 percent and seeing teams hit 42.5 percent.
- Scoring 80.8 points per SEC game, the Gamecocks are as high scoring at home (81.4 ppg) as they are on the road (80.2 ppg). The defense makes the difference at home, holding opponents to 56.8 points per game versus 64.4 on the road.
- Adjustment has been the name of the game for the Gamecocks this season as South Carolina has started just 10 games with its full roster available. In five of their 10 SEC games, the Gamecocks have been missing at least one starter from the lineup.
- The Gamecock offense has been in steady hands with Raven Johnson and Maddy McDaniel running the show. They are second and third, respectively, in the SEC in assist-to-turnover ratio in league play. Johnson is fourth in the nation at 3.7 for the season, including a 3.2 mark in league action. McDaniel has a 3.1 assist-to-turnover ratio against the SEC and a 5.2 mark for the season.
- Forward Joyce Edwards carved her name into Gamecock lore as the fifth-fastest player in program history to reach 1,000 career points (64 games). She is ranked 16th in the nation with 20.4 points per game this season. Only one Gamecock sophomore has ever finished a season averaging at least 20 points – Shannon Johnson (23.5, 1993-94). Edwards' 14 20-point games this season are just two shy of the program's single-season top 10.
- Senior Madina Okot has rediscovered her offensive efficiency in the last four games, averaging 9.5 points per game on 73.9 percent shooting. Defensively she has added 1.8 steals and 1.3 blocks per game in that stretch as well.
- Senior Raven Johnson has brought all aspects of her game together this season with career-best offensive numbers – 9.8 ppg on 49.7 percent shooting, 36.1 percent from 3-point range on top of a career-best 5.3 assists per game. Against ranked opponents, those numbers rise to 12.1 points per game on 55.4 percent shooting, 50.0 percent from outside the arc, and 5.7 assists per game.

4.3

Joyce Edwards has handed out 4.3 assists per game over the last four outings while also scoring 21.3 points per contest.

9.0

The Gamecocks have out-scored their previous seven ranked opponents by 9.0 points per game.

25.0

South Carolina's bench has averaged 25.0 points over the last five games.

TALE OF THE TAPE

SOUTH CAROLINA	87.9	.511	.377	6.2	.719	15.3	55.9	+32.0	.335	.267	+10.6	18.4	+5.8	6.3	10.0
	Points	FG%	3FG%	3FGM per Game	FT%	FTM per Game	Scoring Def.	Scoring Margin	FG% Def.	3FG% Def.	Reb. Margin	Assist Avg.	TO Margin	Blocks Avg.	Steals Avg.
TENN.	78.0	.410	.302	9.6	.663	12.1	63.7	+14.3	.398	.305	+3.0	14.5	+5.6	4.1	11.3

TA'NIYA LATSON

5-9 • Sr. • G • Miami, FL

tuh-NYE-uh LAT-son

00



Last Gm: 5 pts, 2 rebs, 16 mins at Auburn
Efficient scorer and distributor, growing defensively ... SEC top-15 in ppg, FG%, apg, FT%, ATO ... 67 career 20-point games ... 3x All-American.

2025-26	Career*	Career Highs
PPG 15.2	21.2	Pt: 40 at Va. Tech, 1/2/25*
APG 3.7	3.8	Rb: 11 vs. TTU, 11/29/24**
FG% .493	.453	Ast: 12 at Va., 2/6/25*
3FG% .392	.335	Stl: 8 vs. Presby, 12/15/22*
FT% .810	.838	3FG: 5 vs. NCCU, 12/7/25**

MADDY McDANIEL

5-9 • So. • G • Upper Marlboro, Md.

1



Last Gm: 10 pts, 6 assts, 2 rebs vs. Miss. State
Can get to the rim, learning to run the team ... vs SEC - 3.4 apg, 3.1 A:TO (3rd), 24.2 mpg ... last 3 games - 8.7 ppg, 5.0 apg, 2.7 spg, .667 FG%.

2025-26	Career	Career Highs
PPG 4.5	3.7	Pt: 10 vs. Miss St, 2/5/26*
RPG 1.6	1.2	Rb: 4 at FGCU, 12/20/25*
APG 3.0	2.2	Ast: 6 vs. Miss St, 2/5/26*
FG% .355	.424	Stl: 4 at Aub., 1/29/26*
FT% .739	.718	3FG: 2 vs. PSU, 12/14/25

TESSA JOHNSON

6-0 • Jr. • G • Albertville, MN

5



Last Gm: 3 pts, 3 rebs, 2 stls, 15 mins vs. Miss. State
Multi-level scoring threat ... 1st in SEC, 9th in NCAA in 3FG% ... 13.4 ppg vs. SEC ... vs ranked - 15.3 ppg, 2.9 apg ... 2024 NCAA Final Four All-Tour. Team.

2025-26	Career	Career Highs
PPG 13.6	9.0	Pt: 22 at Miss. St., 1/5/25
APG 2.6	1.6	Rb: 7 at UofL, 12/4/25*
FG% .478	.468	A: 6 vs. TN Tech, 3/21/25*
3FG% .457	.442	Stl: 3 vs. Ala., 2/22/24*
FT% .800	.832	3FG: 5 at TAM, 2/2/26*

JOYCE EDWARDS

6-3 • So. • F • Camden, SC

8



Last Gm: 21 pts, 1 reb, 6 assts vs. Miss. State
Size, speed, skill ... NCAA top-20 in ppg, FG%; SEC top-15 spg (2.0), bpg, off. rpg (2.8) ... vs. SEC - 18.3 ppg, 6.5 rpg (15th) ... 2025 All-Amer., 1st-tm All-SEC.

2025-26	Career	Career Highs
PPG 20.4	15.7	Pt: 34 at USF, 12/18/25
RPG 6.2	5.5	Rb: 12 at Vandy, 2/23/25
BPG 1.2	0.8	Blk: 4 vs. PSU, 12/14/25
FG% .603	.565	Ast: 6 vs. Miss St, 2/5/26*
FT% .693	.735	Stl: 6 vs. PSU, 12/14/25

MADINA OKOT

6-6 • Sr. • C • Mumias, Kenya

mah-DEE-nuh oh-CAUGHT

11



Last Gm: 10 pts, 10 rebs, 2 blks vs. Miss. State
Size and strength, shooting range ... 8th in NCAA dbl-dbls (14), 14th in FG% ... 16 gms +10 rebs, 19 gms +10 pts ... last 4 gms - .739 FG%, 1.8 spg.

2025-26	Career*	Career Highs
PPG 13.3	12.1	P: 27 at FGCU, 12/20/25
RPG 10.0	9.7	R: 23 at Vandy, 2/13/25*
BPG 1.5	1.3	B: 4 at Arkansas, 1/8/26**
FG% .596	.624	A: 3 v. Wnthrop, 11/19/25**
FT% .667	.645	S: 5 vs. Vandy, 1/25/26**

ADHEL TAC

6-5 • So. • F • Grand Prairie, TX

uh-DELL TACK

15




Last Gm: 8 pts, 3 rebs, 14 mins vs. Miss. State
High motor, great teammate ... growing strength, confidence after long injury recovery to start college ... 3 starts ... 11.2 mpg ... 6 gms of 5+ rebs.

2025-26	Career	Career Highs
PPG 3.1	2.3	P: 11 v. Queens, 11/23/25
RPG 3.4	2.5	R: 10 v. Queens, 11/23/25
BPG 0.8	0.4	B: 2 vs. Prov., 12/28/25*
FG% .521	.481	A: 2 vs. BGSU, 11/7/25
FT% .537	.561	S: 1 at Arkansas, 1/8/26*

CHLOE KITTS

6-2 • Sr. • F • Oviedo, FL

21



2025-26: Out for season, October ACL surgery
Tenacious; improved physical, mental strength ... in 2025 SEC Tour and NCAA Regional MVP, All-American, team's top rebounder.

2024-25	Career	Career Highs
PPG 10.2	8.1	Pt: 25 vs Vandy, 3/7/25
RPG 7.7	5.8	Rb: 14 vs Mich., 11/4/24*
APG 1.9	1.5	Blk: 5 vs Mizzou, 2/8/24
FG% .520	.523	Ast: 10 at Miss., 2/27/25
FT% .798	.734	Stl: 4 at Miss., 2/27/25

AYLA McDOWELL

6-1 • Fr. • G • Cypress, TX

EYE-luh

24



Last Gm: 16 pts, 5 rebs, 3 stls vs. Miss. State
3-level scorer, great size, athleticism ... last 5 gms - 7.0 ppg, .481 FG%, .450 3FG% ... 15.8 mpg ... #15 in 2025 Class ... Brazil Nat'l Team.

2025-26	Career	Career Highs
PPG 5.1	5.1	Pt: 16 vs Miss St, 2/5/26*
APG 0.3	0.3	Rb: 5 vs. Miss St, 2/5/26*
FG% .418	.418	Ast: 2 at FGCU, 12/20/25
3FG% .381	.381	Stl: 3 vs Miss St, 2/5/26*
FT% .739	.739	3FG: 5 vs. NCCU, 12/7/25

RAVEN JOHNSON

5-9 • Sr • G • Atlanta, GA

25



Last Gm: 10 pts, 6 rebs, 7 assts, 3 stls vs. Miss. State
Great instincts, good decision-maker ... 4th in NCAA A:TO (3.7) ... vs. SEC - 11.5 ppg, .505 FG%, 4.5 apg ... 2024 All-SEC, 2025 SEC All-Defensive.

2025-26	Career	Career Highs
PPG 9.8	6.4	Pt: 18 v. SDSU, 11/20/23
RPG 4.5	4.1	Rb: 15 at Tenn., 2/15/24
APG 5.3	3.9	A: 17 v. Clems., 11/16/23
FG% .497	.417	Stl: 6 vs Auburn, 2/2/25
FT% .848	.692	B: 3 vs. Vandy, 1/25/26

MARYAM DAUDA

6-4 • Sr. • F • Bentonville, Ark.

MARE-ee-um DOW-duh

30



Last Gm: 2 pts, 1 stl, 12 mins vs. Miss. State
Keeps defenders off balance, great footwork inside ... 8 games 5+ rebounds ... 12.3 mpg.

2025-26	Career*	Career Highs
PPG 2.8	4.7	Pt: 22 at Tulsa, 3/21/24*
RPG 3.5	3.6	Rb: 13 v. Miss St, 1/11/24*
FG% .404	.426	Blk: 10 at Ala., 1/14/24*
3FG% .200	.286	Ast: 5 at Ala., 1/14/24
FT% .667	.737	Stl: 4 v. UGa, 1/7/24*

ALICIA TOURNEBIZE

6-7 • Fr. • F • Vichy, France

al-EE-see-uh TOR-nah-beez)

31



Last Gm: 8 pts, 3 rebs, 3 assts, 1 blk vs. Miss. State
Great touch around the rim, shooter out to 3-pt line, shot blocker ... college debut Jan. 15 vs. Texas ... 12.0 mpg ... 2025 FIBA U18 EuroBasket All-Star 5.

2025-26	Career*	Career Highs
PPG 4.0	4.0	Pt: 9 at Okla., 1/22/26
RPG 2.4	2.4	Rb: 5 at TX A&M, 2/2/26
BPG 0.3	0.3	Blk: 1 vs Miss St, 2/5/26*
FG% .407	.407	Ast: 3 vs Miss St, 2/5/26
FT% .800	.800	Stl: 1 vs. Vandy, 1/25/26*

AGOT MAKEER

6-0 • Fr. • G • Thunder Bay, Ontario

uh-GOT muh-KEER

44



Last Gm: 3 pts, 1 reb, 4 mins at Auburn
Size, speed, versatility ... vs. SEC - 7.3 ppg, 1.4 spg, 1.0 bpg ... USWBA Fr. of the Yr. watch list ... #6 in 2025 Class ... Team Canada U17, U19.

2025-26	Career	Career Highs
PPG 6.5	6.5	P: 12 v. Wnthrop, 11/19/25*
RPG 4.2	4.2	R: 10 v. Georgia, 1/11/26*
APG 0.9	0.9	A: 4 vs. Wnthrop, 11/19/25
FG% .436	.436	S: 3 at Arkansas, 1/8/26
FT% .714	.714	B: 3 vs. Georgia, 1/11/26*

* indicates includes games at previous NCAA Div. I institution

* indicates has happened multiple times, most recent listed

QUICK FACTS

The University

Location: Columbia, S.C.
Founded: 1801
Enrollment: 40,000
Colors: Garnet (PMS 202C) and Black
Nickname: Gamecocks
Conference: Southeastern
University President: Michael Amiridis
Athletics Director: Jeremiah Donati
Facility: Colonial Life Arena (18,000)

Coaching Staff

Head Coach: Dawn Staley
Alma Mater: Virginia, 1992
Overall Record: 670-192 (26th season)
School Record: 498-112 (18th season)
Assoc. Head Coach, Alma Mater:
Lisa Boyer, Ithaca, 1979 (18th season)
Assistant Coaches, Alma Mater:
Jollette Law, Iowa, 1990 (9th season)
Wendale Farrow, E. Michigan, 2009 (1st season)
Mary Wooley, USC Aiken, 2002 (3rd season)
Khadijah Sessions, South Carolina, 2016 (3rd season)

Team Information

2024-25 Record: 35-4
Home: 16-1 Away: 8-2 Neutral: 11-1
SEC Record (Finish): 15-1 (T-1st)
Home: 8-0 Away: 7-1
Letterwinners Returning/Lost: 2/3
Starters Returning/Lost: 7/6

Program History

First Year of Women's Basketball: 1974-75
All-Time Record: 1,079-541 (52nd season)
All-Time SEC Record: 287-214 (35th season)
NCAA Appearances (Last): 21 (2025)
NCAA Tournament Record: 55-18
2025 NCAA Result: Runner-Up
WNIT Appearances (Last): 5 (2011)
WNIT Record: 6-4

Media Relations

Women's Basketball Contact: Diana Koval
Office: 803.777.7977
Cell: 314.369.6050
Email: dkoval@mailbox.sc.edu
Women's Basketball on Social Media:
Twitter: @GamecockWBB
Instagram: @GamecockWBB
Facebook: @GamecockWBB
TikTok: @GamecockWBB
Head Coach on Social Media
Twitter: @DawnStaley
Instagram: @Staley05
Athletics Department on the Web
Website: GamecocksOnline.com
Twitter: @GamecocksOnline
Instagram: @GamecocksOnline
Facebook: Facebook.com/GamecocksOnline
YouTube: YouTube.com/GamecocksOnline

CURRENT STREAKS

	Total	Home	Road	Neut.
Overall	W4	W17	W2	L1
SEC	W4	W53	W2	—
Non-Conference	W7	W10	W4	L1
Ranked Teams	W1	W4	L1	L1

Perennial Power

Under Dawn Staley, South Carolina women's basketball had been a perennial national power since winning its first SEC title in 2013-14. A few highlights from that stretch.

- 5 straight NCAA Final Four appearances (2021-2025) is the longest active streak and the second-longest streak in tournament history.
- 3 National Championships are third most by a single program in tournament history.
- 10th undefeated National Championship season in NCAA history (2023-24)
- 84 AP No. 1 rankings are third-most by a program in the poll's history.
- 130 straight AP Top-10 rankings is the longest active streak – more than three times the next program
- 11 Gamecocks have earned All-America status at least once in their careers

The Tennessee Series

The Gamecocks are 16-49 all-time against Tennessee with a 15-12 mark in the Dawn Staley era (beginning 2008-09). South Carolina has won the last eight meetings, but the last three games were decided by single digits.

In the most recent meeting, South Carolina claimed a 70-63 victory on Jan. 27, 2025, in Knoxville. Five Gamecocks finished with double-figure points, led by Joyce Edwards' 18.

Home Sweet Home

The Gamecocks are 559-168 (.769) in home games (some records prior to 1976-77 did not include location of games). Current head coach Dawn Staley is 247-35 at home for a program-best .876 winning percentage.

Playing in its 24th season at Colonial Life Arena, South Carolina boasts a 310-68 (.820) record in the building, including four undefeated seasons since 2013-14. Staley's share of that record is 244-35 (.875).

In SEC action, South Carolina is 162-89 (.645) at home with Staley posting a 118-22 (.843) mark

Ranked Readings

Against ranked teams, South Carolina is 137-73 (.652) in the Dawn Staley era (beginning 2008-09), and even that mark is skewed by the early seasons of her tenure. Since the start of the 2014-15 campaign, the Gamecocks are 122-34 (.782) against ranked teams, including a 52-7

2025-26 AWARDS

Maryam Dauda
Cheryl Miller Preseason Top 20 Watch List

Joyce Edwards
2x SEC Player of the Week (11/11-17, 12/16-22)
USBWA Player of the Week (12/16-22)
Wooden Award Midseason Top 25 Watch List
Katrina McClain Midseason Top 10
Naismith Defensive Player of the Year Watch List
Preseason USA Today Second-Team All-America
USBWA Ann Meyers Drysdale Award Watch List
Naismith Trophy Watch List (preseason)
Wade Trophy Watch List (preseason)
Preseason All-SEC First Team (media, coaches)

Raven Johnson
Naismith Defensive Player of the Year Watch List
Nancy Lieberman Award Midseason Top 10
USBWA Ann Meyers Drysdale Award Watch List
Naismith Trophy Watch List (preseason)

Chloe Kitts
Wooden Award Preseason Top 50 Watchlist

Ta'Niya Latson
USBWA Player of the Week (11/17-23)
Ann Meyers Drysdale Award Midseason Top 10
Wooden Award Midseason Top 25 Watch List
Preseason AP All-America
Preseason USA Today First-Team All-America
USBWA Ann Meyers Drysdale Award Watch List
Naismith Trophy Watch List (preseason)
Wade Trophy Watch List (preseason)
Preseason All-SEC First Team (coaches)
Preseason All-SEC Second Team (media)

Agot Makeer
Tamika Catchings Freshman of the Year Watch List

Madina Okot
Lisa Leslie Award Midseason Top 10
USBWA Player of the Week (12/1-7)
SEC Player of the Week (12/2-8)

GAMECOCKS IN THE RANKINGS (thru games of 2/5)

Team	SEC	NCAA	Actual	Joyce Edwards	SEC	NCAA	Actual
Scoring Offense	3	4	87.9	Points per game	3	16	20.4
Scoring Defense	2	16	55.9	FG percentage	2	9	.603
Scoring Margin	3	4	+32.0	Blocks per game	9	125	1.2
Field Goal Percentage	2	4	.511	Raven Johnson	SEC	NCAA	Actual
Field Goal %age Def.	2	4	.335	Assists per game	6	27	5.3
3-Point FG %age	3	11	.377	Assist-to-turnover ratio	2	4	3.7
3-Point FG %age Def.	1	26	.267	Tessa Johnson	SEC	NCAA	Actual
3-Point FG Made/Gm.	9	184	6.2	3-Point FG percentage	1	9	.457
Free Throw Percentage	8	149	.719	3-Point FGs made/game	6	41	2.6
Free Throws Made/Gm.	3	24	15.3	Ta'Niya Latson	SEC	NCAA	Actual
Rebounding Average	4	11	43.1	Points per game	15	143	15.2
Rebounding Margin	3	8	+10.6	FG percentage	7	81	.493
Offensive Rebound Avg.	8	67	13.7	FT percentage	8	130	.810
Blocked Shots Per Game	2	5	6.3	Assist-to-turnover ratio	5	25	2.2
Assists Per Game	4	14	18.4	Madina Okot	SEC	NCAA	Actual
Steals Per Game	8	70	10.0	Rebounds per game	4	24	10.0
Turnover Margin	4	25	+5.8	FG percentage	4	14	.596
Turnovers Per Game	4	30	13.2	Blocks per game	5	61	1.5
Assist-to-Turnover Ratio	4	12	1.4	Off. rebs. per game	5	—	3.5
Bench Points Per Game	10	185	18.5	Double-doubles	2	8	14
Home Attendance Avg.	1	1	15,809				

(.881) mark since the start of the 2021-22 season. The Gamecocks are 120-24 (.833) under Staley when ranked higher/better than their opponent.

This season, South Carolina is 5-2 against ranked opponents with four games happening outside Columbia – W 69-52 vs. #8/10 Southern Cal (Nov. 15), L 64-66 vs. #4/4 Texas (Nov. 27), W 79-77 at #22/21 Louisville (Dec. 4), W 83-57 vs. #-/24 Alabama (Jan. 1), W 68-65 vs. #4/4 Texas (Jan. 15), L OT 94-82 at #16/16 Oklahoma (Jan. 22), W 103-74 vs. #5/4 Vanderbilt (Jan. 25).

Schedule Sketch

South Carolina's schedule continues to challenge and prepare the team for the postseason. This year's slate features 13 games against teams ranked at the time of the game or in the current top 25 – five home, five road and three neutral sites. Six of the 13 games are against teams currently in the top 10.

The non-conference schedule was highlighted by three ranked matchups – vs. #8/10 Southern Cal (W, 69-52), vs. #4/4 Texas (L, 64-66), at #22/21 Louisville (W, 79-77) – and another win over Duke (83-66), which is currently ranked 20th in the AP Poll.

In the NET rankings, South Carolina is ranked fourth and has 13 Quad 1 games on the schedule, including four non-conference matchups. The Gamecocks are second in the SEC in the NET rankings, and their six Quad 1 wins are third-most in the nation.

Ranking Review

South Carolina is currently ranked No. 3 in both the AP Poll and the USA Today/WBCA Coaches' Poll.

It marks the Gamecocks' 130th consecutive entry in the AP top 10, beginning with the 2019-20 preseason poll. It is the longest active streak and the eighth longest in the history of that poll (7th is 137, Baylor). Their 261 straight appearances in the AP Poll, dating back to Dec. 10, 2012, mark the second-longest active streak in the nation and is the sixth longest all-time (5th, Duke/Stanford, 312).

In the USA Today/WBCA Coaches' Poll, South Carolina has been in the top 10 since claiming the No. 10 spot in the 2019-20 preseason poll.

THE STALEY ERA

Wins

30-Win Seasons	8
25-Win Seasons.....	13
Winning Seasons.....	15

National Rankings

Weeks in the AP Top 25	266
Weeks in the AP Top 10	221
Weeks in the AP Top 3	146
Weeks at AP No. 1	84

Postseason

NCAA Tournament Appearances.....	13
NCAA Sweet 16s	12
NCAA Final Fours	7
National Championships	3

In the SEC

Regular-Season Championships.....	9
Regular-Season Top 3 Finishes.....	13
Tournament Championships	9

Staley's Standard

In her 26th season as a head coach, Dawn Staley has a .777 (670-192) winning percentage, which ranks eighth in the nation among active head coaches and 10th all-time. With three national championships, she ranks fourth among head coaches all-time in NCAA titles.

Staley is one of just two women's basketball coaches to lead their teams to multiple 40-game win streaks in NCAA history with the Gamecocks' program-record 43-game streak (2023-24) ranking seventh longest in NCAA history. She is one of just 11 men's or women's basketball coaches all-time to win at least three NCAA National Championships and the first Black head coach to win multiple titles. She is one of seven coaches to lead a team to at least four NCAA National Championship games.

Now in her 18th season with the Gamecocks, Staley is the program's all-time winningest coach (498) with a program-record 14 postseason appearances. She accounts for all seven of the Gamecocks' Final Four appearances and the only NCAA National Championships in program history. Her leadership on the court and in the community resulted in the City of Columbia commissioning a statue of Staley, which stands a short distance from the Gamecocks' home Colonial Life Arena.

Staley's nine SEC regular-season championships trail only Pat Summitt's 16 in league history, and her seven SEC Coach of the Year awards trail Summitt's league record by just one. Staley's 223 SEC regular-season wins are the most among active league coaches and third all-time – behind just Summitt (Tennessee, 306) and Andy Landers (Georgia, 273). She was the second-fastest to the 200-win mark in league history with her 255 games trailing Summitt's mark of 229. Staley's .796 SEC winning percentage (223-57) is second only to Summitt (.874) among coaches in the league more than five seasons. She owns the SEC record for consecutive regular-season conference victories with a 57-game streak that began in the 2021-22 season and ended in 2024-25.

Efficiency Report

A focus for South Carolina is efficiency – creating its own and disrupting its opponents'. They are among the best in the nation at both – ranking fourth in the NCAA in both field goal percentage (.511) and field goal percentage defense (.335). The Gamecocks are second in the nation in offensive points per possession (1.212) and points per possession allowed (0.714), per Synergy.

Individually, three Gamecock are among the SEC's top 15 percentage shooters. Joyce Edwards leads the group in second place at 60.3 percent shooting, which ranks ninth in the nation, and Madina Okot is just behind at 59.6 percent to rank fourth in the SEC and 14th in the country. Ta'Niya Latson's 49.3 percent accuracy comes in seventh in the SEC.

From 3-point range, the Gamecocks are 11th in the nation with a .377 percentage that ranks third in the SEC. Tessa Johnson is among the nation's most accurate outside shooters with her SEC-best 45.7 percent accuracy ranking ninth in the nation. Her 2.6 made 3s per game are sixth in the SEC and include five games of at least four made 3s.

Paint Production

South Carolina has long controlled the paint, and this season is no different.

Scoring 53.6 percent of their total points in the paint, the Gamecocks are second in the nation with a 47.1 scoring average in that space and are out-scoring opponents inside by an average of 24.4 points, including a +15.0 edge in SEC action. They tied the program record

NATIONAL RANKINGS

Associated Press Poll (Feb. 2)

1. UConn	23-0
2. UCLA	21-1
3. South Carolina	21-2
4. Texas	21-2
5. LSU	21-2
6. Louisville	21-3
7. Vanderbilt	21-2
8. Michigan	19-3
9. Ohio State	20-3
10. Iowa	18-4
11. Oklahoma	17-5
12. Michigan State	19-3
13. Ole Miss	18-4
14. TCU	20-3
15. Baylor	19-4
16. Kentucky	18-5
17. Duke	16-6
18. Texas Tech	21-3
19. Tennessee	14-5
20. West Virginia	18-5
21. Alabama	19-4
22. Maryland	17-6
23. Princeton	18-2
24. Washington	17-5
25. North Carolina	17-5

USA Today/WBCA Coaches' Poll (Feb. 3)

1. UConn	23-0
2. UCLA	21-1
3. South Carolina	22-2
4. Texas	21-2
5. LSU	21-2
6. Louisville	21-3
7. Michigan	19-3
8. Vanderbilt	21-2
9. Ohio State	20-3
10. Iowa	18-4
11. Oklahoma	17-5
12. TCU	20-3
13. Michigan State	19-3
14. Ole Miss	19-4
15. Baylor	19-4
16. Kentucky	18-5
17. Tennessee	14-5
18. Texas Tech	21-3
19. Maryland	17-6
20. West Virginia	18-5
21. North Carolina	18-5
22. Duke	16-6
23. Alabama	19-4
24. Princeton	18-2
25. Washington	17-5

for single-game paint points in back-to-back outings with 74 at USF (Dec. 18) and at FGCU (Dec. 20).

The Gamecocks are shooting 61.7 percent in the paint compared to opponents' 41.3 percent accuracy.

Fast Forward

The Gamecocks have been on the move this season, ranking second in the nation with 21.6 fast break points per game, including 15.1 vs. SEC foes and 12.7 against ranked opponents. For context, the program record of 18.0 fast break points per game was set in 2023-24, and last season's average was 17.1.

GAMECOCKS IN 2025-26 NATIONAL POLLS

Poll	Pre	11/10	11/17	11/24	12/1	12/8	12/15	12/22	12/29	1/5	1/12	1/19	1/26	2/2	2/9	2/16	2/23	3/2	3/9	3/16
Associated Press	2	2	2	2	3	3	3	3	No Poll	3	2	2	3	3						
Coaches	2	2	2	2	3	3	3	3	3	3	2	2	3							

South Carolina's season-high of 56 fast break points against Queens (Nov. 23) were the third-most in program history. The Gamecocks are out-scoring opponents on the break by 14.2 points per game (21.6-7.4).

Block Party

The Gamecocks have been a premier shot blocking program since their first national championship in 2017. They ranked in the top 15 in blocks per game that season and have only climbed higher in the eight subsequent seasons, including four years leading the nation in the stat and twice coming in second. Beyond the number of blocks, their block percentage has led the nation three seasons.

This season, South Carolina is fifth in the nation with 6.3 blocks per game, including 4.6 against ranked foes and an SEC-best 6.2 per league game. The Gamecocks have blocked 15.2 percent of opponents' 2-point attempts, which ranks eighth in the nation, per Her Hoop Stats.

Madina Okot tops the individual list with 1.5 blocks per game to rank fifth in the SEC, including 1.5 per league game. Joyce Edwards is next at 1.2 per game (9th) on the season. Guards have added 2.3 blocks per game to the average.

Glass Work

South Carolina is eighth in the nation in rebounding margin (+10.6) and 11th in rebounding average (43.1). They have corralled 40.7 percent of their missed shots for an offensive rebounding percentage that ranks 13th.

Senior Madina Okot is 24th in the nation with 10.0 rebounds per game (4th in SEC), and her 3.5 offensive rebounds per game are fifth in SEC. She has been in double figures in rebounds in 16 games.

Sophomore Joyce Edwards is next in line at 6.2 rebounds per game for the season, including 6.5 per SEC outing, which is 15th-best in the conference. Her 2.8

offensive boards per game (15th in SEC) include 2.9 per SEC game, which ranks 10th in the league.

Senior Raven Johnson leads the guards with 4.5 rebounds per game, including a 5.2 average in league play.

Quarter Breakdown

South Carolina has been starting strong this season with a +9.4 scoring margin in the first quarter (+8.2 vs SEC). The offense is most efficient in the first quarter, shooting 55.1 percent in the opening 10 minutes. Opponents have been least efficient in the fourth quarter, shooting just 28.4 percent in the period

Here's a more detailed look at the quarter-by-quarter production for the Gamecocks this season:

Qtr.	SC-Opp	Avg. Pts.	SC-Opp	Avg. Reb.
	Avg. Pts	Margin	Avg. Reb	Margin
1	23.6-14.2	+9.4	9.7-7.4	+2.3
2	20.6-13.7	+6.8	11.3-8.4	+2.8
3	22.4-14.3	+8.2	11.0-8.3	+2.8
4	21.0-12.9	+8.1	11.0-8.2	+2.8

Individually, four Gamecocks have scored double digits in a single quarter a combined 18 times – Joyce Edwards (8), Ta’Niya Latson (3), Madina Okot (3), Tessa Johnson (3), Raven Johnson (1). The top single-quarter individual scoring this season is 14 points by Joyce Edwards in the fourth quarter at Texas A&M (Feb. 2).

Century City

The Gamecocks have been reached 100 points in a program-record seven games this season, topping the 2023-24 team's six. This season, just one of those outings was against a ranked opponent, compared to the two such wins in the 2023-24 campaign. For each team, one of the games was in SEC play. The 2020-21 and 2024-25 teams each scored at least 100 points in two SEC outings.

DOUBLE-DOUBLES

Joyce Edwards (5)		
11/15	vs. #8/10 Southern Cal	17 pts/10 rebs
12/7	NC Central	25 pts/10 rebs
12/20	at FGCU	29 pts/10 rebs
1/4	at Florida	11 pts/10 rebs
2/2	at Texas A&M	28 pts/11 rebs

Raven Johnson (2)		
11/7	Bowling Green	11 pts/11 assts
11/15	vs. #8/10 Southern Cal	14 pts/11 rebs

Agot Makeer (1)		
12/28	Providence	10 pts/10 rebs

Madina Okot (14)		
11/7	Bowling Green	13 pts/11 rebs
11/11	Clemson	12 pts/12 rebs
11/19	Winthrop	23 pts/11 rebs
11/23	Queens	14 pts/12 rebs
11/26	vs. Duke	23 pts/13 rebs
11/27	vs. #4/4 Texas	12 pts/11 rebs
12/4	at #22/21 Louisville	23 pts/13 rebs
12/18	at USF	12 pts/10 rebs
12/20	at FGCU	27 pts/12 rebs
12/28	Providence	18 pts/13 rebs
1/4	at Florida	12 pts/17 rebs
1/8	at Arkansas	15 pts/10 rebs
1/11	Georgia	14 pts/10 rebs
2/5	Mississippi State	10 pts/10 rebs

Adhel Tac (1)		
11/23	Queens	11 pts/10 rebs

GAMES LED TEAM IN...

Scoring	2025-26	Career	Record	Rebounding	2025-26	Career	Record	Assists	2025-26	Career	Record
Joyce Edwards	16	32	29-3	Madina Okot	19	43*	33-10*	Raven Johnson	14	67	65-2
Ta’Niya Latson	5	73*	53-20	Joyce Edwards	4	10	9-1	Ta’Niya Latson	5	54*	37-17*
Madina Okot	4	12*	11-1*	Raven Johnson	2	12	11-1	Maddy McDaniel	4	9	8-1
Tessa Johnson	2	7	6-1	Agot Makeer	1	1	1-0	Tessa Johnson	3	8	8-0
Raven Johnson	1	1	1-0	Adhel Tac	1	1	0-1	Joyce Edwards	3	4	4-0
Maryam Dauda	0	5*	1-4	Ta’Niya Latson	0	6*	5-1*	* indicates includes games at previous NCAA Div. I program			
				Maryam Dauda	0	5*	2-3				

MISCELLANEOUS STATS

Triple-Double	2025-26	Career	Record	10+ Points	2025-26	Career	Record	10+ Assists	2025-26	Career	Record			
Ta’Niya Latson	0	1^	1-0^	Joyce Edwards	25	52	48-4	Raven Johnson	2	3	3-0			
Double-Doubles	2025-26	Career	Record	Tessa Johnson	19	44	42-2	Ta’Niya Latson	0	4^	4-0^			
				Madina Okot	19	41^	36-5^	5+ Assists			2025-26			
				Raven Johnson	17	39	37-2							
				Ta’Niya Latson	16	102^	75-27^	Raven Johnson	15	52	50-2			
				Agot Makeer	3	3	3-0	Ta’Niya Latson	5	40^	32-8^			
				Ayla McDowell	3	3	3-0	Maddy McDaniel	6	8	8-0			
				Maryam Dauda	1	23^	13-10	Tessa Johnson	4	9	9-0			
				Maddy McDaniel	1	2	2-0	Joyce Edwards	5	6	6-0			
Adhel Tac	1	1	1-0	5+ Blocks			2025-26							
40+ Points	2025-26	Career	Record	20+ Rebounds				2025-26	Career	Record				
Ta’Niya Latson	0	1^	1-0^	Madina Okot	0	1^	1-0^	Maryam Dauda	0	1^	1-0			
30+ Points	2025-26	Career	Record	10+ Rebounds			2025-26	Career	Record	5+ Steals				
Ta’Niya Latson	1	21^	18-3^	Madina Okot	16	33^	27-6^	Madina Okot	2	3	3-0			
Joyce Edwards	1	1	1-0	Joyce Edwards	5	9	9-0	Raven Johnson	1	7	7-0			
20+ Points	2025-26	Career	Record	Raven Johnson	1	4	4-0	Ta’Niya Latson	1	5	5-0			
				Agot Makeer	1	1	1-0	Joyce Edwards	1	1	1-0			
				Adhel Tac	1	1	1-0	* indicates includes games at previous NCAA Div. I program						
				Maryam Dauda	0	5^	4-1							
Ta’Niya Latson	5	67^	52-15^	Ta’Niya Latson	0	3^	3-0^							
Madina Okot	4	6^	6-0^											
Tessa Johnson	2	3	3-0											
Maryam Dauda	0	1^	0-1											

That's So Raven

Senior point guard Raven Johnson has been at the tip of the spear for the Gamecocks on both sides of the ball and has led the team to nothing but winning.

In Johnson's fourth full season, South Carolina is 130-7 (.949) with her in the lineup (missed one game each in the 2022-23 and 2023-24 seasons), including a 39-5 mark (.886) against ranked teams. Her three complete seasons feature three trips to the Final Four, including a National Championship (2024) and runner-up finish (2025), three SEC Regular-Season titles and three SEC Tournament championships in the three full seasons of her career.

Johnson is tied for fourth in program history in career assists (543 – 3rd is Mindy Ballou, 595) and fourth in the

category for SEC play (211 – 3rd in Destanni Henderson, 224). She owns three of the top seven single-season assist-to-turnover ratios in program history, including a program-record 3.33 mark in SEC play in 2024-25. Her current career 2.9 A:TO (.543:186) is well ahead of the current program record of 2.55 by WNBA veteran Tyasha Harris (2017-20).

This season, Johnson is sixth in the SEC in assists per game (5.3), including a pair of double-digit assist games. She is fourth in the nation and second in the SEC with a 3.7 assist-to-turnover ratio. Her stat stuffing includes a career-best 9.8 points per game, to go with 4.5 rebounds and 1.6 steals per game. She is shooting 49.7 percent from the field, including 36.1 percent from 3-point range – both career-

best numbers. Against ranked opponents, her numbers rise to 12.1 points per game on 55.4 percent shooting, 50.0 percent from 3-point range, and 4.6 rebounds per game.

In SEC action, Johnson has been especially assertive on offense with her 11.5 points per conference game coming in third on the team. She is shooting 50.5 percent from the field, including 33.3 percent accuracy from 3-point range.

Johnson has a pair of double-doubles this season in two different ways – 11 points, 11 assists vs. Bowling Green; 14 points, 11 rebounds vs. #8/10 Southern Cal.

Let Us Re-Joyce

Forward Joyce Edwards is backing up a solid freshman season – just the third freshman in program history to earn First-Team All-SEC honors – with a dominating sophomore campaign. Edwards is on the watch lists for every national player of the year award and the Katrina McClain Power Forward of the Year Award Midseason Top 10.

Her team-high 20.4 points per game rank 16th in the nation (3rd in SEC), including a team-best 14 20-point outings. Her scoring has come on 60.3 percent field goal shooting, which is ninth in the nation (2nd in SEC). She has a pair of games shooting over 90.0 percent, including a 14-of-15 (.933) outing at USF (Dec. 18), which tied for the second-highest single-game percentage in program history.

In just her 64th career game, Edwards reached 1,000 career points (vs. Miss. State, Feb. 5), becoming the fifth-fastest Gamecock to hit that mark.

Edwards is stuffing the box score beyond scoring, averaging 2.6 assists, including five outings of at least five, and upping her rebounding to 6.2 per game. She is ninth in the conference with 1.2 blocks per game and 15th in offensive rebounding at 2.8 per game.

In SEC action, she is seventh in the league with 18.3 points per game, and her 6.5 rebounds per game are 15th. That rebounding number includes 2.9 offensive boards per league contest to rank 10th.

She has twice been named SEC Player of the Week (Nov. 11-17 and Dec. 16-22).

It's T-Time

Junior guard Tessa Johnson has shaken off her "Tournament Tessa" moniker to bring "Trusted Tessa" out every time she steps on the court and on both sides of the ball while adapting to a starting role this season.

After an offseason focused on her physical conditioning and how nutrition multiplies that effort, Johnson is logging 28.4 minutes per game and her scoring and efficiency have risen to career-best levels.

With an SEC-best .457 3-point percentage, Johnson is ninth in the nation, and her 2.6 made 3s per game are sixth in the league. Her 13.6 points per game include 15.3 points per game against ranked opponents, which is second-best on the squad. She also averages a career-best 2.6 assists and 3.5 rebounds.

Johnson has built steadily year over year, beginning with a freshman year that saw her shine in the most crucial moments of the team's undefeated run to the 2024 National Championship. She averaged 14.0 points on 58.8 percent shooting in the final weekend of the season, including a team-best 19 points in the title game to earn a spot on the NCAA Final Four All-Tournament Team.

Changes in Lat-itude

The top scorer in the nation last season, senior guard Ta'Niya Latson decided to join South Carolina for her final college season because she knew head coach Dawn Staley and the Gamecocks had what she needed to challenge herself to expand areas of her game she was not able to hone at Florida State. Without the pressure of being the sole focal point of an offense, Latson's efficiency has skyrocketed and her defensive skills are steadily expanding.

Named an AP Preseason All-American and to the watch lists of every national player of the year award, Latson improved her strength in the offseason, which has

TEAM SPECIALTY STATS

		Pts. in Paint	Pts. Off TOs	2nd Chance Pts	Fast Break Pts
11/3	GCU	40-18	22-10	14-15	32-2
11/7	BGSU	66-18	21-13	20-4	37-2
11/11	Clem.	36-18	11-13	16-2	7-3
11/15	vs SoCal	44-28	16-9	15-7	11-9
11/19	Winthrop	70-20	26-8	27-17	33-7
11/23	Queens	66-12	22-12	11-13	56-13
11/26	vs. Duke	58-28	18-13	14-6	24-8
11/27	vs. TX	38-28	18-18	8-12	7-8
12/4	at UL	36-30	11-13	6-10	0-6
12/7	NCCU	42-18	42-9	20-2	38-12
12/14	PSU	60-24	33-5	17-21	41-9
12/18	at USF	74-28	38-5	11-2	34-5
12/20	at FGCU	74-10	34-3	27-2	21-5
12/28	Prov.	42-28	14-9	14-11	30-3
1/1	Ala.	40-18	20-11	8-3	25-4
1/4	at FL	34-32	14-13	20-9	7-16
1/8	at Ark.	48-20	30-8	7-5	15-12
1/11	GA	38-14	17-15	10-4	12-8
1/15	TX	28-26	23-15	7-13	15-4
1/18	at CSU	40-18	35-8	15-12	19-4
1/22	at OK	40-50	28-12	12-12	10-15
1/25	Vandy	56-24	32-15	17-14	21-7
1/29	at Aub.	40-22	16-14	6-3	14-14
2/2	at TAM	22-14	17-21	12-12	12-8
2/5	M State	46-22	21-11	7-3	20-2
2/8	TN				
2/14	at LSU				
2/19	at AL				
2/22	OM				
2/26	MO				
3/1	at KY				
Season Avg.		47.1-22.7	23.2-11.3	13.6-8.6	21.6-7.4
SEC Avg.		39.2-24.2	21.8-13.5	10.6-7.8	15.1-9.0

STARTERS VS. BENCH

		SC Starters	Opp. Starters	SC Bench	Opp. Bench
11/3	GCU	75	34	19	20
11/7	BGSU	79	25	35	22
11/11	Clem.	57	28	8	9
11/15	vs SoCal	63	38	6	14
11/19	Winthrop	81	48	25	8
11/23	Queens	88	31	33	18
11/26	vs. Duke	72	44	11	22
11/27	vs. TX	62	49	2	17
12/4	at UL	75	43	4	34
12/7	NCCU	76	34	30	8
12/14	PSU	79	50	16	5
12/18	at USF	88	19	15	25
12/20	at FGCU	82	35	23	8
12/28	Prov.	70	41	26	14
1/1	Ala.	72	49	11	8
1/4	at FL	60	44	14	19
1/8	at Ark.	79	24	14	34
1/11	GA	50	40	15	3
1/15	TX	59	60	9	5
1/18	at CSU	69	21	35	13
1/22	at OK	59	86	23	8
1/25	Vandy	75	56	28	18
1/29	at Aub.	45	36	36	15
2/2	at TAM	61	36	10	20
2/5	M State	60	33	28	12
2/8	TN				
2/14	at LSU				
2/19	at AL				
2/22	OM				
2/26	MO				
3/1	at KY				
Season Avg.		69.4	40.7	18.5	15.3
SEC Avg.		62.0	46.4	18.8	14.2

2025-26 SCORING DIFFERENTIALS

All Games

Largest lead in a win	by 74 (119-45), 4th-1:12, vs. Queens, 11/23
Largest deficit overcome to win	by 9 (13-22), 2nd-9:31, vs. #4/4 Texas, 1/15
Largest deficit in a loss	by 14 (94-80), OT-0:17, at #16/16 Oklahoma, 1/22
Best scoring run	30 points, 3rd-2:13, vs. Queens, 12/7
Best scoring run against	9 points, 3rd-5:18, vs. Duke, 11/26
Most lead changes	13, 2x, at #22/21 Louisville, 12/4, at #16/16 Oklahoma, 1/22
Most times tied	8, 3x, vs. #4/4 Texas, 11/27, vs. #4/4 Texas, 1/15, at #16/16 Oklahoma, 1/22
Most minutes trailed	27:18 vs. #4/4 Texas, 11/27

vs. Ranked Opponents

Largest lead in a win	by 35 (103-68), 4th-1:29 vs. #5/4 Vanderbilt, 1/25
Largest deficit overcome to win	by 9 (13-22), 2nd-9:31 vs. #4/4 Texas, 1/15
Largest deficit in a loss	by 14 (94-80), OT-0:17 at #16/16 Oklahoma, 1/22
Best scoring run	10 points (2nd-4:56) at #16/16 Oklahoma, 1/22
Best scoring run against	10 points (3rd-9:00) vs. #5/4 Vanderbilt, 1/25
Most lead changes	13, 2x, at #22/21 Louisville, 12/4, at #16/16 Oklahoma, 1/22
Most times tied	8, 3x, vs. #4/4 Texas, 11/27, vs. #4/4 Texas, 1/15, at #16/16 Oklahoma, 1/22
Most minutes trailed	27:18 vs. #4/4 Texas, 11/27

helped her make strides defensively, and she is seeing the court better on offense.

Latson is 15th in the SEC in scoring at 15.2 points per game and seventh in field goal percentage, hitting 49.3 percent, including 39.2 percent from 3-point range – both career-high numbers. Her 3.7 assists per game (15th in SEC) have led to another 8.4 points per game, meaning she has her hands on 26.4 percent of the Gamecocks' total offense (23.6 ppg).

M.O.-mentum

After just starting the sport at 17 years old, 6-foot-6 center Madina Okot is becoming one of the most dominant centers in the sport. Last season at Mississippi State, she was the SEC's top percentage shooter (.649) and fourth in rebounding. With her final year of eligibility, she came to Columbia with the mindset to be the next entry in the Gamecocks' legacy of dominant post players.

The quiet Okot has drawn praise from her head coach on her strength and agility and been challenged to show her dominance every time she steps on the court. After an average season opener, Okot has been rising to that challenge, and both her production and her comfort level have been growing exponentially.

Okot is among the nation's top 15 in double-doubles (8th, 14 – second in SEC) and field goal percentage (14th, .596 – 4th in SEC). Her 10.0 rebounds per game are fourth in the SEC and 24th in the nation. She is fifth in the SEC with 3.5 offensive rebounds per game, and she has turned 43.3 percent of those immediately into points. Her 1.5 blocks per game come in fifth in the SEC, and she has 1.5 steals per game, including a team-high 1.9 in SEC action to rank 11th.

Mighty Mouse

Sophomore point guard Maddy McDaniel, whose nickname is Mouse, is a spark of energy and speed off the bench. Now in her second season, she is showing command on the court and a better understanding of balancing running the team and calling her own number.

In SEC action, McDaniel is third in the league with a 3.1 assist-to-turnover ratio. She is handing out 3.4 assists and scoring 4.7 points per SEC game.

A-got Send

Freshman guard Agot Makeer was ranked sixth in the Class of 2025 and drew McDonald's All-America and honorable mention Naismith All-America honors out of Montverde Academy (FL). She opened her college career

on the USWBA Tamika Catchings Freshman of the Year and the Wooden Award watch lists.

The long, lithe Makeer is averaging 6.5 points to go along with 4.2 rebounds per game. In SEC games, her scoring rises to 7.3 points, and she is third on the team with 1.4 steals per league game.

The Ay-las Have It

The #15 player in the 2025 Class, freshman guard Ayla McDowell is a McDonald's All-American and a three-time district MVP out of Cypress, Texas, whose international experience with Brazil's national team has helped smooth her transition to college basketball.

Coaches have praised her competitive fire and her predictability, meaning she makes the right play. Lately, that reliability has begun to show up in the box score.

In the last five games, including two top-20 outings, McDowell averaged 7.9 points on 48.1 percent shooting, including 45.0 percent from 3-point range, in 18.8 minutes per game.

On the season, McDowell is scoring 5.1 points per game and shooting 41.8 percent. In the 14 games in which she has played at least 15 minutes, her scoring rises to 7.1 points per game on 44.7 percent shooting.

Everybody's All-American

The Gamecocks' 11-woman roster includes eight McDonald's All-Americans – Maryam Dauda, Joyce Edwards, Raven Johnson, Tessa Johnson, Ta'Niya Latson, Agot Makeer, Maddy McDaniel and Ayla McDowell.

At South Carolina, Staley has coached 29 McDonald's All-Americans, including 22 who signed as freshmen.

Who's Next

Head coach Dawn Staley signed a pair of top-20 players in the early signing period in forwards Kelsi Andrews and Kaeli Wynn. Both are on the Naismith Trophy Girls' High School Player of the Year watch list, released in November.

The 6-foot-3 Andrews is the #18 player in the Class of 2026 after helping lead IMG Academy to a high school national championship in 2025 with a 12-point, 13-rebound performance in the title game. She has also helped the U.S. to gold medals in the 2024 FIBA U17 World Cup and the 2023 FIBA U16 Americas Championship.

Wynn is the #17 player in the 2026 Class, standing 6-foot-2 and coming from basketball coach parents. She was a first-team all-state selection as a junior, averaging 17 points, 7.1 rebounds and 2.7 assists at Mater Dei High School, which was ranked No. 1 in the nation throughout the season.

THAT'S A REACH

The Gamecocks are not just tall, they have reach that goes beyond their height.

Player	Height	Wingspan
Alicia Toumebize	6-7	6-10
Madina Okot	6-6	6-8 3/4
Adhel Tac	6-5	6-8 1/4
Joyce Edwards	6-3	6-6 3/4
Agot Makeer	6-0	6-4
Raven Johnson	5-9	6-1 1/2

WNBA Pipeline

Dawn Staley's status as a dream merchant is most evident by the steady stream of Gamecocks being drafted into and enjoying lengthy careers in the WNBA. Since her first Gamecock was drafted in 2015, she has seen 18 have their name called on draft night – the second-most by a program in that time.

Staley's numbers have skyrocketed since 2020 with an NCAA-best 12 draft picks since then, including a best-in-the-nation six first-round selections in that time.

In proof Staley sends players to the league ready, six Gamecocks have earned All-Rookie Team honors, including three WNBA Rookies of the Year – Allisha Gray (2017), Aja Wilson (2018), Aliyah Boston (2023).

Great Gamecock Fans

South Carolina fans have led the nation in average attendance for the last 11 seasons, although the NCAA does not officially recognize the COVID-limited attendance in the 2020-21 season. The Gamecocks are on track to continue that streak after selling out of season tickets for the second time in as many seasons and hosting nine of the 10 highest-attended games of the season to average an NCAA-best 15,809 fans per game.

The Gamecocks have had at least one sellout of their 18,000-seat Colonial Life Arena for eight straight seasons (excluding COVID-limited 2020-21 season) dating back to the first ever sellout of 18,000 on Feb. 8, 2016. There have been at least five sellouts in each of the last two seasons.

South Carolina's 2024-25 attendance average of 16,437 was the second-highest in the history of the NCAA, narrowly trailing Tennessee's 1998-99 average of 16,565. That mark included a program-record seven sellouts.

SEASON THEME: BEYOND MEASURE

Each year Dawn Staley chooses a theme for the team and fans to center their season around, and it often reflects not just the state of South Carolina women's basketball, but that of the game overall.

The Gamecocks' 2025-26 season theme is Beyond Measure, which centers on the value of the whole person or group beyond the commonly measured scale. A player's value to the team is not measured solely by her statline but also by a myriad of other ways she elevates her team. Championships and awards are not valued because they yield a trophy but also because they lift up a university, a city, a state. The value of the FAMS who support the team around the country is more than the value of ticket sales, but it is in the way they form a united community that supersedes all their difference.

More broadly, Beyond Measure is a reminder that the ceiling of the team and its players – and that of women's basketball as a sport – will always shatter any limitations others may place on it.

2025-26 ROSTER

No.	Name	Pos.	Ht.	Yr.	Hometown/Last School
00	Ta'Niya Latson	G	5-9	Sr.	Miami, Fla./Florida State
1	Maddy McDaniel	G	5-9	So.	Upper Marlboro, Md./Bishop McNamara
5	Tessa Johnson	G	6-0	Jr.	Albertville, Minn./Saint Michael Albertville
8	Joyce Edwards	F	6-3	So.	Camden, S.C./Camden
11	Madina Okot	C	6-6	Sr.	Mumias, Kenya / Mississippi State
15	Adhel Tac	F	6-5	So.	Grand Prairie, Texas/South Grand Prairie
21	Chloe Kitts	F	6-2	Sr.	Oviedo, Fla./DME Academy
24	Ayla McDowell	G	6-1	Fr.	Cypress, Texas/Cypress Springs
25	Raven Johnson	G	5-9	Sr.	Atlanta, Ga./Westlake
30	Maryam Dauda	F	6-4	Sr.	Bentonville, Ark./Arkansas
31	Alicia Toumebize	F	6-7	Fr.	Vichy, France/Lyceé Alain Fournier
44	Agot Makeer	G	6-0	Fr.	Thunder Bay, Ontario / Montverde Academy (FL)

Head Coach: Dawn Staley

Assoc. Head Coach: Lisa Boyer

Assistant Coaches: Jollette Law, Wendale Farrow, Mary Wooley, Khadijah Sessions

Sports Performance Coach: Molly Binetti; **Athletic Trainer:** Craig Oates

SOUTH CAROLINA'S RECORD WHEN ...

	vs. Ranked	SEC	All
Record	5-2	9-1	23-2
Playing a ranked opponent	5-2	3-1	5-2
Playing at home	3-0	5-0	13-0
Playing on the road	1-1	4-1	8-1
Playing at neutral site	1-1		2-1
Leading at half	4-1	8-1	22-1
Trailing at half	0-1		0-1
Tied at half	1-0	1-0	1-0
Playing an overtime game	0-1	0-1	0-1
0 players score in double figures			0-0
1 player scores in double figures			0-0
2 players score in double figures		2-0	2-0
3 players score in double figures	0-1	1-1	2-1
4 players score in double figures	3-1	3-0	11-1
5 players score in double figures	2-0	3-0	5-0
More than 5 players in double figures			3-0
Starters out-score opponent's starters	4-1	8-0	22-1
Opponent's starters score equal/more	1-1	1-1	1-1
Bench out-scores opponent's bench	3-1	6-1	14-1
Opponent's bench scores equal/more	2-1	3-0	9-1
Shooting 60% or better	1-0	1-0	6-0
Shooting between 50-59%	1-0	4-0	9-0
Shooting between 40-49%	3-1	2-0	6-1
Shooting between 30-39%	0-1	2-1	2-1
Shooting lower than 30%			0-0
Opponent shoots 50% or better			0-0
Opponent shoots between 40-49%	3-2	2-1	3-2
Opponent shoots between 30-39%	2-0	5-0	12-0
Opponent shoots between 20-29%		2-0	8-0
Opponent shoots less than 20%			0-0
Shooting better than opponent	5-1	9-0	23-1
Shooting worse than/equal to opponent	0-1	0-1	0-1
Having more FTs made than opponent	4-1	9-1	22-1
Having equal/fewer FTs made than opponent	1-1		1-1
Out-rebounding opponent	3-0	8-0	19-0
Having equal rebounds as opponent	1-0		1-0
Having fewer rebounds than opponent	1-2	1-1	3-2
Having fewer TOs than opponent	4-1	7-1	19-1
Having equal TOs as opponent	1-0		1-0
Having more TOs than opponent	0-1	2-0	3-1
Attempting more FT than 3FG	4-2	7-1	18-2
Attempting equal/fewer FT than 3FG	1-0	2-0	5-0
Making 5 or more 3FGs	3-1	7-1	18-1
Making fewer than 5 3FGs	2-1	2-0	5-1
Making no 3 FGs			0-0
Attempting 15 or more 3FGs	2-1	5-1	15-1
Attempting fewer than 15 3FGs	3-1	4-0	8-1
No South Carolina players foul out	5-1	7-1	21-1
One or more SC players foul out	0-1	1-0	2-1
No opposing players foul out	4-1	6-0	14-1
One or more opposing players foul out	1-1	3-1	9-1

	vs. Ranked	SEC	All
Assist at least half of field goals made	3-1	5-0	16-1
Assist on less than half of field goals made	2-1	4-1	7-1
Scoring more pts. in paint than opponent	5-1	9-0	23-1
Scoring equal/fewer pts. in paint than opp.	0-1	0-1	0-1
Scoring more pts. off TOs than opponent	4-1	8-1	20-1
Scoring equal/fewer pts. off TOs than opp.	1-1	1-0	3-1
Scoring more 2nd-chance pts.	3-0	7-0	18-0
Scoring equal/fewer 2nd-chance pts.	2-2	2-1	5-2
Scoring more fast break pts.	4-0	7-0	20-0
Scoring equal/fewer fast break pts.	1-2	2-1	3-2
Wearing primary white uniforms	3-0	6-0	15-0
Wearing secondary (Cocky) white uniforms	0-1		0-1
Wearing black uniforms			1-0
Wearing black script Carolina uniforms	2-1	3-1	7-1
Wearing garnet uniforms			0-0
Playing in November	1-1		7-1
Playing in December	1-0		6-0
Playing in January	3-1	7-1	8-1
Playing in February		2-0	2-0
Playing in March			0-0
Playing in April			0-0
Playing during the day	2-0	4-0	11-0
Playing at night	3-2	5-1	12-2
Playing on Sunday	1-0	3-0	8-0
Playing on Monday		1-0	2-0
Playing on Tuesday			1-0
Playing on Wednesday			2-0
Playing on Thursday	3-2	5-1	7-2
Playing on Friday			1-0
Playing on Saturday	1-0		2-0
Margin is less than 5 pts.	2-1	1-0	2-1
Margin is between 5-9 pts.			0-0
Margin is between 10-19 pts.	1-1	2-1	4-1
Margin is between 20-29 pts.	2-0	3-0	4-0
Margin is between 30-39 pts.		2-0	2-0
Margin is between 40-49 pts.		1-0	5-0
Margin is 50 pts. or more			6-0
Having a 20-pt. scorer	3-0	6-0	17-0
Having more than one 20-pt scorer	2-0	1-0	7-0
Having a 30-pt. scorer			2-0
Scoring 49 points or less			0-0
Scoring 50-59 points			0-0
Scoring 60-69 points	2-1	2-0	4-1
Scoring 70-79 points	1-0	2-0	3-0
Scoring 80-89 points	1-1	3-1	4-1
Scoring 90-99 points		1-0	6-0
Scoring 100 points or more	1-0	1-0	6-0
Opponent scores 39 points or less			1-0
Opponent scores 40-49 points		2-0	8-0
Opponent scores 50-59 points	2-0	4-0	9-0
Opponent scores 60-69 points	1-1	2-0	3-1
Opponent scores 70-79 points	2-0	1-0	2-0
Opponent scores 80-89 points			0-0
Opponent scores 90-99 points	0-1	0-1	0-1
Opponent scores 100 points or more			0-0

2025-26 TEAM HIGH / LOW

South Carolina Highs	South Carolina Lows	Category	Opponent Lows	Opponent Highs
121 vs. Queens, 11/23*	64 vs. Texas, 11/27	Points in Game	37, Clemson, 11/11	94, at Oklahoma, 1/22
63 vs. Queens, 11/23 (2nd)	29 vs. Texas, 11/27 (1st)	Points in a Half	13, Clemson, 11/11 (2nd)	44, Vanderbilt, 1/25 (1st)
33 vs. Vanderbilt, 1/25 (1st)	10 vs. Texas, 11/27 (2nd)	Points in a Quarter	2, NC Central, 12/7 (3rd)	28, Vanderbilt, 1/25 (2nd)
33 vs. Winthrop, 11/19 (2nd)	10 vs. Clemson, 11/11 (3rd)		2, Clemson, 11/11 (4th)	
33 vs. Winthrop, 11/19 (2nd)				
45 at FGCU, 12/20	22 at Texas A&M, 2/2	Field Goals Made	14, at FGCU, 12/20	39, at Oklahoma, 1/22
			14, Clemson, 11/11	
81 at Oklahoma, 1/22	50 at Texas A&M, 2/2	Field Goal Attempts	52, at FGCU, 12/20	81, at Oklahoma, 1/22
.662 (43-65) vs. Queens, 11/23	.343 (24-70) at Florida, 1/4	FG Percentage	.229 (16-70), Queens, 11/23	.481 (39-81), at Oklahoma, 1/22
12 vs. Providence, 12/28	1 vs. Duke, 11/26	3-Point FG Made	1, Texas, 1/15	12, Vanderbilt, 1/25
			1, vs. Texas, 11/27	
			1, vs. Southern Cal, 11/15	
29 vs. Providence, 12/28	7 vs. Texas, 11/27	3-Point FG Attempts	6, vs. Texas, 11/27	34, at FGCU, 12/20
				34, Grand Canyon, 11/3
.588 (10-17) vs. Vanderbilt, 1/25	.100 (1-10) vs. Duke, 11/26	3-Point FG Percentage	.071 (1-14), vs. SoCal, 11/15	.480 (12-25), Vanderbilt, 1/25
27 vs. NC Central, 12/7	7 vs. Southern Cal, 11/15	Free Throws Made	4, 6x, last, Georgia, 1/11	15, at Florida, 1/4
27 vs. Queens, 11/23				15, vs. Texas, 11/27
34 vs. NC Central, 12/7	10 vs. Clemson, 11/11	Free Throw Attempts	4, Clemson, 11/11	20, vs. Texas, 11/27
34 vs. Queens, 11/23				
.941 (16-17) at Auburn, 1/29	.529 (9-17) at FGCU, 12/20	FT Percentage	.400 (4-10), Penn State, 12/14	.923 (12-13), Texas, 1/15
59 at Florida, 1/4	29 vs. Texas, 1/15	Rebounds	18, at FGCU, 12/20	54, at Oklahoma, 1/22
26 vs. Queens, 11/23	10 vs. Texas, 1/15	Assists	5, Mississippi State, 2/5	23, at Oklahoma, 1/22
26 vs. Bowling Green, 11/7	10 at Florida, 1/4			
21 at Coppin State, 1/18	3 vs. Clemson, 11/11	Steals	1, vs. Duke, 11/26	11, at Auburn, 1/29
				11, Bowling Green, 11/7
12 vs. Queens, 11/23	1 at Louisville, 12/4	Blocked Shots	0, Winthrop, 11/19x	10, Alabama, 1/1
21 at Florida, 1/4	5 vs. Penn State, 12/14	Turnovers	10, Clemson, 11/11	36, NC Central, 12/7
21 vs. Grand Canyon, 11/3	6 vs. Georgia, 1/11	Fouls	12, vs. Duke, 11/26	26, Grand Canyon, 11/3

* indicates program record; ^ indicates Staley-era program record

2025-26 INDIVIDUAL SUPERLATIVES

Category	South Carolina	Opponent
Points in Game	34 by Joyce Edwards at USF, 12/18	26 by Aaliyah Chavez, at Oklahoma, 1/22
Points in a Half	26 by Ta'Niya Latson vs. NC Central, 12/7 (2nd)	18 by Mikayla Blakes, Vanderbilt, 1/25 (1st)
Points in a Quarter	14 by Joyce Edwards at Texas A&M, 2/2 (4th)	14 by Mikayla Blakes, Vanderbilt, 1/25 (2nd)
Field Goals Made	14 by Joyce Edwards at FGCU, 12/20	9 by Mikayla Blakes, Vanderbilt, 1/25
	14 by Joyce Edwards at USF, 12/18	9 by Kiyomi McMiller, Penn State, 12/14
Field Goal Attempts	20 by Joyce Edwards vs. Penn State, 12/14	27 by Kiyomi McMiller, Penn State, 12/14
FG Percentage (min 5 FGM)	.933 (14-15) by Joyce Edwards at USF, 12/18	889 (8-9) by Raegan Beers, at Oklahoma, 1/22
3-Point FG Made	5 by Tessa Johnson, 3x, last at Texas A&M, 2/2	5 by Aaliyah Chavez, at Oklahoma, 1/22
	5 by Ta'Niya Latson vs. NC Central, 12/7	
	5 by Ayla McDowell vs. NC Central, 12/7	
3-Point FG Attempts	11 by Tessa Johnson at Texas A&M, 2/2	10 by Aaliyah Chavez, at Oklahoma, 1/22
	11 by Tessa Johnson at Florida, 1/4	10 by Rylie Theuerkauf, Georgia, 1/11
3FG Percentage (min 3 FGM)	.833 (5-6) by Ta'Niya Latson vs. NC Central, 12/7	1.000 (3-3) by Khila Morris, at Coppin State, 1/18
Free Throws Made	10 by Joyce Edwards at Texas A&M, 2/2	6, 5x, last by Salese Blow, at Texas A&M, 2/2
Free Throw Attempts	12 by Joyce Edwards at Texas A&M, 2/2	8, 2x, last, by Jessica Timmons Alabama, 1/1
FT Percentage (min 5 FTM)	1.00 (8-8) by Maryam Dauda at Auburn, 1/29	1.000 (6-6), 4x, last by Salese Blow, at Texas A&M, 2/2
Rebounds	17 by Madina Okot at Florida, 1/4	14 by Raegan Beers, at Oklahoma, 1/22
Assists	11 by Raven Johnson vs. Bowling Green, 11/7	9 by Rori Harmon, vs. Texas, 11/27
Steals	6 by Ta'Niya Latson at USF, 12/18	6 by Anita Franchini, at Texas A&M, 2/2
	6 by Joyce Edwards vs. Penn State, 12/14	
	6 by Raven Johnson vs. NC Central, 12/7	
Blocked Shots	4 by Madina Okot at Arkansas, 1/8	3 by Cody Essence, Alabama, 1/1
	4 by Joyce Edwards vs. Penn State, 12/14	3 by Kennedy Smith, vs. Southern Cal, 11/15
	4 by Madina Okot vs. Bowling Green, 11/7	
Turnovers	7 by Joyce Edwards vs. NC Central, 12/7	9 by Najah Lane, NC Central, 12/7

* indicates program record

^ indicates Staley-era program record

2025-26 TEAM HIGH / LOW – SEC GAMES ONLY

South Carolina Highs	South Carolina Lows	Category	Opponent Lows	Opponent Highs
103 vs. Vanderbilt, 1/25	65 vs. Georgia, 1/11	Points in Game	43, Georgia, 1/11	94, at Oklahoma, 1/22
55 vs. Vanderbilt, 1/25 (1st)	30 vs. Georgia, 1/11(1st)	Points in a Half	14, Georgia, 1/11 (1st)	44, Vanderbilt, 1/25(1st)
33 vs. Vanderbilt, 1/25 (1st)	13 at Auburn, 1/29 (2nd)	Points in a Quarter	6, Mississippi St., 2/5 (3rd) 6, at Auburn, 1/29 (2nd)	28, Vanderbilt, 1/25 (2nd)
40 vs. Vanderbilt, 1/25	22 at Texas A&M, 2/2	Field Goals Made	16, Mississippi St., 2/5	39, at Oklahoma, 1/22
81 at Oklahoma, 1/22	50 at Texas A&M, 2/2	Field Goal Attempts	56, at Texas A&M, 2/2	81, at Oklahoma, 1/22
.615 (40-65) vs. Vanderbilt, 1/25	.343 (24-70) at Florida, 1/4	FG Percentage	.270 (17-63), Georgia, 1/11	.481 (39-81), at Oklahoma, 1/22
10 vs. Vanderbilt, 1/25	2 vs. Georgia, 1/11	3-Point FG Made	1, Texas, 1/15	12, Vanderbilt, 1/25
21 at Oklahoma, 1/22	11 vs. Texas, 1/15	3-Point FG Attempts	9, Texas, 1/15	29, Alabama, 1/1
21 at Florida, 1/4				
.588 (10-17) vs. Vanderbilt, 1/25	.118 (2-17) vs. Georgia, 1/11	3-Point FG Percentage	.111 (1-9), Texas, 1/15	.480 (12-25), Vanderbilt, 1/25
21 at Florida, 1/4	13 vs. Georgia, 1/11	Free Throws Made	4, Georgia, 1/11 4, Alabama, 1/1	15, at Florida, 1/4
31 at Florida, 1/4	17 vs. Alabama, 1/1	Free Throw Attempts	6, Alabama, 1/1	17, at Florida, 1/4
.941 (16-17) at Auburn, 1/29	.621 (18-29) at Arkansas, 1/8	FT Percentage	.571 (4-7), Georgia, 1/11	.923 (12-13), Texas, 1/15
59 at Florida, 1/4	29 vs. Texas, 1/15	Rebounds	26, Vanderbilt, 1/25	54, at Oklahoma, 1/22
25 vs. Vanderbilt, 1/25	10 vs. Texas, 1/15 10 at Florida, 1/4	Assists	5, Mississippi St., 2/5	23, at Oklahoma, 1/22
13 at Oklahoma, 1/22	6 vs. Georgia, 1/11	Steals	3, Alabama, 1/1	11, at Auburn, 1/29
9 at Arkansas, 1/8	4, 4x, last vs. Miss. State, 2/5	Blocked Shots	1, at Texas A&M, 2/2	10, Alabama, 1/1
21 at Florida, 1/4	9 vs. Alabama, 1/1	Turnovers	15, at Auburn, 1/29	23, at Arkansas, 1/8
19 at Oklahoma, 1/22	6 vs. Georgia, 1/11	Fouls	13, Mississippi St., 2/5	25, at Texas A&M, 2/2

* indicates program record; * indicates Staley-era program record

2025-26 INDIVIDUAL SUPERLATIVES – SEC GAMES ONLY

Category	South Carolina	Opponent
Points in Game	28 by Joyce Edwards at Texas A&M, 2/2	26 by Aaliyah Chavez, at Oklahoma, 1/22
Points in a Half	18 by Joyce Edwards at Texas A&M, 2/2 (2nd)	19 by Mikayla Blakes, Vanderbilt, 1/25 (1st)
Points in a Quarter	14 by Joyce Edwards at Texas A&M, 2/2 (4th)	14 by Mikayla Blakes, Vanderbilt, 1/25 (2nd)
Field Goals Made	11 by Joyce Edwards vs. Alabama, 1/1	11 by Madison Booker, Texas, 1/15
Field Goal Attempts	18 by Joyce Edwards vs. Alabama, 1/1	25 by Madison Booker, Texas, 1/15
FG Percentage (min 5 FGM)	.889 (8-9) by Madina Okot vs. Vanderbilt, 1/25	.889 (8-9) by Raegan Beers, at Oklahoma, 1/22
3-Point FG Made	5 by Tessa Johnson at Texas A&M, 2/2	5 by Aaliyah Chavez, at Oklahoma, 1/22
3-Point FG Attempts	11 by Tessa Johnson at Texas A&M, 2/2 11 by Tessa Johnson at Florida, 1/4	10 by Aaliyah Chavez, at Oklahoma, 1/22 10 by Rylie Theuerkauf, Georgia, 1/11
3FG Percentage (min 3 FGM)	.750 (3-4) by Tessa Johnson vs. Texas, 1/15 .750 (3-4) by Tessa Johnson at Arkansas, 1/8	.750 (3-4) by Diana Collins, Alabama, 1/1
Free Throws Made	10 by Joyce Edwards at Texas A&M, 2/2	6, 4x, last by Salese Blow, at Texas A&M, 2/2
Free Throw Attempts	12 by Joyce Edwards at Texas A&M, 2/2	7 by Laila Reynolds, at Florida, 1/4
FT Percentage (min 5 FTM)	1.000 (8-8) by Maryam Dauda at Auburn, 1/29	1.000 (6-6), 3x, last by Salese Blow, at Texas A&M, 2/2
Rebounds	17 by Madina Okot at Florida, 1/4	14 by Raegan Beers, at Oklahoma, 1/22
Assists	8 by Raven Johnson at Texas A&M, 2/2	8 by Aaliyah Chavez, at Oklahoma, 1/22
Steals	5 by Madina Okot vs. Vanderbilt, 1/25 5 by Madina Okot at Florida, 1/4	6 by Anita Franchini, at Texas A&M, 2/2
Blocked Shots	4 by Madina Okot at Arkansas, 1/8	4 by Naomi Jones, Alabama, 1/1
Turnovers	6 by Joyce Edwards vs. Texas, 1/15	6 by Sahara Williams, at Oklahoma, 1/22 6 by Vera Ojenuwa, Georgia, 1/11

* indicates program record

* indicates Staley-era program record

THE LAST TIME...

INDIVIDUAL

Scored 50 Points

South Carolina 51, Jocelyn Penn vs. Stetson, 1/4/03
Opponent Never

Scored 40 Points

South Carolina 51, Jocelyn Penn vs. Stetson, 1/4/03
Opponent 41, Caitlyn Clark, Iowa, 3/31/23

Scored 30 Points

South Carolina 34, Joyce Edwards at USF, 12/18/25
Opponent 31, DeYona Gaston, Auburn, 2/2/25

Grabbed 20 Rebounds

South Carolina 20, Ashlyn Watkins vs. NC State, 4/5/24
Opponent 24, Teaira McCowan, at Mississippi State, 1/17/19

Grabbed 15 Rebounds

South Carolina 17, Madina Okot at Florida, 1/4/26
Opponent 15, Sarah Strong, vs. UConn, 4/6/25

Two Players with 20 or More Points

South Carolina Ta'Niya Latson 21/Tessa Johnson 20 vs. Vanderbilt, 1/25/26
Opponent Azzi Fudd 24/Sarah Strong 24, vs. UConn, 4/6/25

Three or More Players with 20 or More Points

South Carolina T. Latson 24/M. Okot/J. Edwards 22 vs. Winthrop, 11/19/25
Opponent B McCain 29/T Stocks 23/N Mobley 20, Florida, 1/21/01

Two Players with 10 or More Rebounds

South Carolina Madina Okot 10/Agot Makeer 10 vs. Georgia, 1/11/26
Opponent Raegan Beers 14/Sahara Williams 10, at Oklahoma, 1/22/26

Three or More Players with 10 or More Rebounds

South Carolina M. Okot 15/R. Johnson 11/J. Edwards 10 vs. Southern Cal, 11/15/25
Opponent W. Rolle 12/J. Breland 10/L. Broomfield 10, vs. North Carolina, 12/19/10

Had 10 Assists

South Carolina 10, Raven Johnson vs. Winthrop, 11/19/25
Opponent 10, Paige Bueckers, UConn, 2/16/25

Had Five Steals

South Carolina 5, Madina Okot vs Vanderbilt, 1/25/26
Opponent 6, Anita Franchini, at Texas A&M, 2/2/26

Had Five Blocked Shots

South Carolina 5, Sania Feagin at Ole Miss, 2/27/25
Opponent 5, Rita Igboke, vs. Ole Miss, 3/4/23

Had 20 Points and 20 Rebounds

South Carolina Aliyah Boston (28 pts/22 rebs) vs. N. Carolina, 3/25/22
Opponent Teaira McCowan (26 pts/24 rebs) at Mississippi State, 1/17/19

Two Players had a Double-Double

South Carolina Madina Okot (12 pts/17 rebs) / Joyce Edwards (11 pts/10 rebs) at Florida, 1/4/26
Opponent Raegan Beers (18 pts/14 rebs) / Sahara Williams (12 pts/10 rebs), at Oklahoma, 1/22/26

Three or More Players had a Double-Double

South Carolina L. Amihere (11 pts/11 rebs) / A. Boston (11 pts/12 rebs) / L. Grissett (13 pts/10 rebs) / V. Saxton (19 pts/12 rebs) vs. Charleston, 11/25/20
Opponent Shakira Austin (10 pts/16 rebs) / Kaila Charles (17 pts/10 rebs) / Channise Lewis (10 pts/12 assts), Maryland, 11/18/18

Had a Triple-Double

South Carolina Chloe Kitts (16 pts/13 rebs/10 assts) at Ole Miss, 2/27/25
Opponent Never

TEAM

Scored 100 Points

South Carolina 103 vs. Vanderbilt, 1/25/26
Opponent 103, Clemson, 11/21/03

Won by 50 or More Points

South Carolina 105-43 (62) at FGCU, 12/20/25
Opponent 97-39 (58) at UConn, 12/17/07

Won by 40-49 Points

South Carolina 88-45 (43) vs. Mississippi State, 2/5/26
Opponent 43-88 (45) at Vanderbilt, 1/9/05

Overcame More Than 15-Point Deficit to Win

South Carolina 18 (16-34) 6:24 in 2nd qtr. vs. Stanford, 12/21/21*
Opponent 16 (21-37) 1:43 in 2nd qtr., at Tennessee, 2/18/21

Shot 65.0% or Better from the Field

South Carolina .662 (43-65) vs. Queens, 11/23/25
Opponent Never

Shot 60.0-64.9% from the Field

South Carolina .615 (40-65) vs. Vanderbilt, 1/25/26
Opponent .604 (29-48), Vanderbilt, 1/18/01

Shot 50.0-59.9% from the Field

South Carolina .548 (34-62) vs. Mississippi State, 2/5/26
Opponent .500 (25-50), Auburn, 2/2/25

No Players in Double-Figure Points

South Carolina at Auburn, 1/19/12
Opponent at Georgia, 2/6/25

Five Players in Double-Figure Points

South Carolina vs. Mississippi State, 2/5/26
Opponent at Oklahoma, 1/22/26

More Than Five Players in Double-Figure Points

South Carolina 6 vs. Providence, 12/28/25
Opponent 5, at UCLA, 11/24/24

Faced AP Top-25 Opponent

Win 79-77 at No. 22 Louisville, 12/4/25
Loss 82-94 (OT) at No. 16 Oklahoma, 1/22/26

Faced AP Top-10 Opponent

Win 69-52 vs. No. 8 Southern Cal, 11/15/25
Loss 58-87 vs. No. 7 UConn, 2/16/25

Faced AP Top-5 Opponent

Win 103-74 vs. No. 5 Vanderbilt, 1/25/26
Loss 66-64 vs. No. 4 Texas, 11/27/25

Faced AP No. 1 Team

Win 64-45 vs. Texas, 3/9/25 (SEC Tournament championship)
Loss 68-93 vs. Baylor, 3/30/19 (NCAA Sweet 16)

Overtime Game

Win 64-57 at Ole Miss, 2/19/23
Loss 82-94 at No. 16 Oklahoma, 1/22/26

Double-Overtime Game

Win 82-73 at Purdue, 12/16/18
Loss 92-94 at Clemson, 11/19/09

South Carolina Was Ranked (AP Poll)

No. 1 No. 1, 11/18/24
Top 5 No. 3, 2/2/26
Top 10 No. 6, 2/24/25
Top 25 No. 15, 3/19/19

* indicates program record

SOUTH CAROLINA SINGLE-QUARTER RECORDS

TEAM			INDIVIDUAL		
Scoring			Scoring		
Most	Points		Most	Points	
1. vs. Saint Peter's, 11/22/16, 1st qtr.	37		1. Kaela Davis at Auburn, 1/5/17, 1st qtr.	19	
2. vs. Florida, 2/13/25, 1st qtr.	36		2. A'ja Wilson vs. Notre Dame, 11/26/17, 4th qtr.	18	
at Kentucky, 1/12/23, 4th qtr.	36		3. Alexis Jennings at Florida, 2/17/19, 3rd qtr.	17	
vs. Alabama, 2/3/22, 1st qtr.	36		4. Zia Cooke at Georgia, 1/2/23, 4th qtr.	15	
at Vanderbilt, 1/12/20, 3rd qtr.	36		Aliyah Boston vs. Florida, 12/31/20, 2nd qtr.	15	
vs. Alabama State, 3rd qtr.	36		M. Herbert Harrigan vs. TX A&M, 3/1/20, 1st qtr.	15	
			Kaela Davis vs. Quinnipiac, 3/25/17, 3rd qtr.	15	
			Tina Roy vs. Arkansas, 1/3/16, 3rd qtr.	15	
Fewest	Points		Rebounding		
1. vs. App State, 12/5/18, 4th qtr.	5		Most	Rebs	
2. vs. Oregon State, 3/23/21, 4th qtr.	6		1. Kamilla Cardoso vs. Ole Miss, 3/4/23, 2nd qtr.	9	
vs. Indiana, 11/28/19, 4th qtr.	6		Aliyah Boston vs. N. Carolina, 3/25/22, 4th qtr.	9	
vs. St. John's, 11/25/17, 2nd qtr.	6		LeLe Grissett at Vanderbilt, 1/14/21, 4th qtr.	9	
vs. Stanford, 3/31/17, 2nd qtr.	6		Aliyah Boston vs. UConn, 2/10/20, 1st qtr.	9	
vs. UCLA, 12/18/16, 1st qtr.	6		Aliyah Boston vs. Arkansas, 1/9/20, 1st qtr.	9	
			Alaina Coates at Arkansas, 2/5/17, 1st qtr.	9	
			Alaina Coates at Georgia, 1/26/17, 2nd qtr.	9	
Fewest Allowed	Points		Rebounding		
1. vs. Texas, 3/30/21, 4th qtr.	0		Total	Rebs	
at Vanderbilt, 1/14/21, 2nd qtr.	0		1. vs. Arkansas, 3/7/20, 4th qtr.	28	
at Ole Miss, 1/30/20, 1st qtr.	0		2. vs. Charleston, 11/25/20, 3rd qtr.	22	
4. vs. NC Central, 12/7/25 3rd qtr.	2		3. vs. Howard, 3/18/22, 1st qtr.	21	
vs. Clemson, 11/11/25, 4th qtr.	2		4. vs Coastal Carolina, 12/21/22, 1st qtr.	20	
4 other times	2		vs. Hampton, 11/27/22, 3rd qtr.	20	
			vs. Howard, 3/18/22, 3rd qtr.	20	
			vs. Howard, 3/18/22, 2nd qtr.	20	
			vs. Charleston, 11/25/20, 1st qtr.	20	
			at Ohio State, 11/14/16, 1st qtr.	20	
Most Allowed	Points		Margin		
1. vs. Baylor, 12/2/18, 1st qtr.	32		Rebs	Margin	
at Maryland, 11/13/17, 4th qtr.	32		1. vs. Hampton, 11/27/22, 3rd qtr.	20-2	+18
vs. Kentucky, 2/26/17, 4th qtr.	32		vs. Charleston, 11/25/20, 3rd qtr.	22-4	+18
4. vs. Arkansas, 3/8/19, 3rd qtr.	30		3. vs. Arkansas, 1/22/23, 2nd qtr.	19-2	+17
vs. Connecticut, 3/26/18, 1st qtr.	30		4. vs. Arkansas, 1/22/23, 3rd qtr.	18-2	+16
vs. Syracuse, 3/25/16, 4th qtr.	30		vs. Howard, 3/18/22, 2nd qtr.	20-4	+16
			vs. Arkansas, 3/7/20, 4th qtr.	21-5	+16
Margin of Difference	Score	Margin	Rebounding		
Lead			Total	Rebs	
1. vs. Alabama State, 11/5/19, 3rd qtr.	36-9	+37	1. vs. Arkansas, 3/7/20, 4th qtr.	28	
2. vs. App State, 11/17/19, 1st qtr.	35-3	+32	2. vs. Charleston, 11/25/20, 3rd qtr.	22	
3. vs. NC Central, 12/7/25, 3rd qtr.	28-2	+26	3. vs. Howard, 3/18/22, 1st qtr.	21	
vs. Charleston, 11/25/20, 3rd qtr.	34-8	+26	4. vs Coastal Carolina, 12/21/22, 1st qtr.	20	
vs. USC Upstate, 11/21/19, 3rd qtr.	33-7	+26	vs. Hampton, 11/27/22, 3rd qtr.	20	
vs. Arkansas, 1/3/16, 2nd qtr.	35-9	+26	vs. Howard, 3/18/22, 3rd qtr.	20	
			vs. Howard, 3/18/22, 2nd qtr.	20	
			vs. Charleston, 11/25/20, 1st qtr.	20	
			at Ohio State, 11/14/16, 1st qtr.	20	
Deficit	Score	Margin	Margin		
1. vs. UConn, 2/1/18, 2nd qtr.	8-29	-21	Rebs	Margin	
2. at Tennessee, 2/15/18, 3rd qtr.	9-29	-20	1. vs. Hampton, 11/27/22, 3rd qtr.	20-2	+18
3. vs. Baylor, 12/2/18, 1st qtr.	13-32	-19	vs. Charleston, 11/25/20, 3rd qtr.	22-4	+18
at Mississippi State, 2/5/18, 4th qtr.	9-28	-19	3. vs. Arkansas, 1/22/23, 2nd qtr.	19-2	+17
5. vs. Indiana, 11/28/19, 4th qtr.	6-24	-18	4. vs. Arkansas, 1/22/23, 3rd qtr.	18-2	+16
vs. Connecticut, 3/26/18, 1st qtr.	12-30	-18	vs. Howard, 3/18/22, 2nd qtr.	20-4	+16
			vs. Arkansas, 3/7/20, 4th qtr.	21-5	+16
Field Goals	FGM		Margin		
Made			Rebs	Margin	
1. at Florida, 2/27/20, 1st qtr.	15		1. vs. Hampton, 11/27/22, 3rd qtr.	20-2	+18
vs. Saint Peter's, 11/22/16, 1st qtr.	15		vs. Charleston, 11/25/20, 3rd qtr.	22-4	+18
3. vs. Florida, 2/13/25, 1st qtr.	14		3. vs. Arkansas, 1/22/23, 2nd qtr.	19-2	+17
vs. Coastal Carolina, 12/21/22, 1st qtr.	14		4. vs. Arkansas, 1/22/23, 3rd qtr.	18-2	+16
vs. Alabama, 2/3/22, 1st qtr.	14		vs. Howard, 3/18/22, 2nd qtr.	20-4	+16
vs. App State, 11/17/19, 1st qtr.	14		vs. Arkansas, 3/7/20, 4th qtr.	21-5	+16
vs. Notre Dame, 11/26/17, 4th qtr.	14				
vs. Arkansas, 1/3/16, 2nd qtr.	14				
Attempts	FGA				
1. vs. Arkansas, 3/7/20, 4th qtr.	28				
2. vs. Duke, 11/26/25, 2nd qtr.	26				
3. vs. Arkansas, 2/20/25, 3rd qtr.	25				
vs. Oklahoma, 1/19/25, 2nd qtr.	25				
vs. Purdue, 11/30/24, 1st qtr.	25				
vs. Howard, 3/18/22, 1st qtr.	25				
vs. Arkansas, 1/9/20, 3rd qtr.	25				



ALL-TIME SELLOUTS

18,478	Georgia, 2/18/24
18,167	UConn, 2/11/24
18,000	Kentucky, 3/2/25
18,000	UConn, 2/16/25
18,000	Auburn, 2/2/25
18,000	LSU, 1/24/25
18,000	Oklahoma, 1/19/25
18,000	Texas, 1/12/25
18,000	East Carolina, 11/17/24
18,000	Tennessee, 3/3/24
18,000	Ole Miss, 2/5/24
18,000	Vanderbilt, 1/28/24
18,000	Georgia, 2/26/23
18,000	LSU, 2/12/23
18,000	Tennessee, 2/20/22
18,000	Texas A&M, 3/1/20
18,000	UConn, 2/10/20
18,000	Mississippi State, 3/3/19
18,000	UConn, 2/1/18
18,000	Kentucky, 2/26/17
18,000	UConn, 2/8/16

YEAR-BY-YEAR RECORD

Year	Record	Pct.	Att. Avg.
2002-03	14-2	.875	3,244
2003-04	5-6	.455	1,828
2004-05	8-9	.471	1,764
2005-06	12-5	.706	1,455
2006-07	15-5	.750	1,845
2007-08	12-6	.667	1,802
2008-09	6-9	.400	2,793
2009-10	7-5	.583	3,442
2010-11	14-5	.737	2,996
2011-12	12-3	.800	3,139
2012-13	12-3	.800	4,082
2013-14	16-0	1.000	6,371
2014-15	16-0	1.000	12,293
2015-16	16-1	.941	14,364
2016-17	15-1	.938	12,277
2017-18	15-2	.882	13,239
2018-19	11-4	.733	11,542
2019-20	15-0	1.000	12,185
2020-21	10-1	.909	3,500*
2021-22	16-0	1.000	12,268
2022-23	17-0	1.000	12,942
2023-24	17-0	1.000	16,067
2024-25	16-1	.941	16,437
2025-26	13-0	1.000	15,880
Total	310-68	.820	8,008*
Staley Era	244-35	.875	10,235*

* 2020-21 attendance not counted in average or streaks due to COVID-19 restrictions

In women's basketball, Colonial Life Arena has become one of the most feared places to play as enormous crowds fill the building with passion for the Gamecocks.

The state of South Carolina has rallied around head coach Dawn Staley's program in unprecedented numbers as the Gamecocks have led the nation in average attendance in each of the last 10 seasons and boast 21 sellouts (18,000) in the last 10 seasons of full capacity arenas.

Colonial Life Arena is more than just the home of South Carolina men's and women's basketball, though. It is also a thriving entertainment venue that the city of Columbia and its surrounding metropolitan area are able to enjoy throughout the year.

Colonial Life Arena is the largest arena in the state of South Carolina with 18,000 seats, and the 10th-largest on-campus basketball facility in the nation. Located on the beautiful University of South Carolina campus, this one-of-a-kind facility features 41 suites, four entertainment suites, and the Frank McGuire Club, a full-service hospitality room that has a capacity of 300. The state-of-the-art facility also features plush seating, a technologically advanced sound system and a one-of-a-kind selection of unique concession foods that will delight fans of all ages.

In Summer 2017, a 12-display center-hung video board and ribbon boards were added to the arena bowl at a cost of \$4.2 million. The center-hung board features four convex-curved main displays that measure approximately 12' x 20' and can show any combination of live video, instant replays, statistics and game information, graphics and animations, and sponsorship messages.

The Arena has hosted numerous sold out shows, including Barnum and Bailey Circus, Paul McCartney, country superstars Kenny Chesney and Taylor Swift, WWE Wrestling, Kanye West and numerous other acts.

The largest building ever constructed at the University of South Carolina at 342,000 square feet, the Arena has an intimate double-deck design that puts every seat close to the action. The cantilever of the upper deck over the lower deck extends further than any other arena of its size with great sight lines.

Two spacious locker rooms for Gamecock men's and women's basketball include team meeting rooms, recruiting rooms, coaches locker rooms and an athletic training room.

COLONIAL LIFE ARENA NOTABLES

- 10-Time National Attendance Leader (2015-present)
- NCAA Tournament Host in 2015, 2016, 2017, 2018, 2022, 2023, 2024
- 152 consecutive regular-season games with at least 10,000 fans (Jan. 2, 2015-present)*
- 21 official sellouts (18,000) since 2015-16 season
- 6 undefeated seasons
- Longest home win streak – 71 games (12/17/20-2/13/25)

* 2020-21 attendance not counted in average or streaks due to COVID-19 regulation restrictions

"It is a beautiful thing to see unfold because a lot of people really didn't think it could get done. I tip my hat to Gamecock Nation for making this a wonderful place and creating a home court advantage that allows us to win close basketball games."

– South Carolina Head Coach Dawn Staley



Head Coach DAWN STALEY

18th Season at South Carolina
26th Season in Career

Since thrusting South Carolina into the national spotlight when she was hired in May 2008, Dawn Staley has made the Gamecocks a mainstay in the battle for SEC and national championships. The Naismith Memorial Basketball Hall of Fame inductee as a player is angling for another induction as a coach with her standing as one of five head coaches with at least three women's basketball National Championships and the only Black basketball head coach with multiple national titles, one of five head coaches to lead an undefeated team to a National Championship, and the first Black head coach of the USA Basketball Senior National Team.

In Staley's 18 seasons at the helm of the Gamecocks, highlights include:

- Three National Championships (2017, 2022, 2024)
- Seven NCAA Final Fours in the last 10 tournaments (2015, 2017, 2021, 2022, 2023, 2024, 2025)
- Ranking in the AP Top 25 every week since Dec. 10, 2012, the second-longest active streak in the nation and sixth-longest all-time (261)
- 38 straight weeks at No. 1 in the AP Poll, just the third program to go wire-to-wire in back-to-back seasons
- 86 total weeks at No. 1 in the AP Poll, the third-most in the history of that poll
- Eight 30-win seasons, including a program-record 38 wins in 2023-24
- Nine SEC regular-season championships (2014, 2015, 2016, 2017, 2020, 2022, 2023, 2024, 2025)
- Nine SEC Tournament titles (2015, 2016, 2017, 2018, 2020, 2021, 2023, 2024, 2025)
- SEC-record 57 consecutive league regular-season victories, which ranks sixth in NCAA history for conference win streaks
- Four top-two recruiting classes (#2 in 2024, #1 in 2021, #1 in 2019, #2 in 2014)
- 11 NCAA Attendance titles (2015, 2016, 2017, 2018, 2019, 2020, 2021*, 2022, 2023, 2024, 2025)
- 18 WNBA Draft selections, including 11 first-round and two overall No. 1 picks

While her coaching career is in full bloom, Staley is still recognized for her body of work as a one of the most decorated participants in United States women's basketball history. The Naismith Memorial Basketball Hall of Fame solidified that legacy with her enshrinement as part of the Class of 2013. The Phoenix Club of Philadelphia established the Dawn Staley Award recognizing the nation's top guard in women's Division I basketball in 2013 as well. Staley was inducted into the Women's Basketball Hall of Fame as part of the Class of 2012, and she was part of the FIBA Hall of Fame Class of 2025.

In her 26th season as a head coach, Staley has led her college teams to 15 25-win seasons, a total of 21 postseason appearances (two WNIT) and 220 weeks in the Associated Press top 10, including 86 in the No. 1 spot – the third most times in the top spot in the history of that poll. Her .777 winning percentage (670-192) ranks eighth in the nation among active head coaches and 10th all-time.

Also a force in USA Basketball, Staley was named the U.S. Women's National Team head coach for 2017-21, leading the U.S. to 2018 FIBA World Cup gold to earn USA National Coach of the Year honors that year, adding gold medals at the 2019 and 2021 FIBA AmeriCups and stretching the U.S. Olympic gold medal streak to seven straight at the 2020 Tokyo Olympic Games, for which she again earned Coach of the Year honors. Prior to that appointment, Staley led three other U.S. teams to gold medals – 2015 FIBA U19 World Championships, 2014 FIBA U18 Americas Championship, 2007 Pan Am Games – and served as an assistant on the Senior National Team 2006-08 and again 2014-16, during which the U.S. claimed gold in the 2014 FIBA World Championship and the 2008 and 2016 Olympics.

STALEY AT SOUTH CAROLINA YEAR-BY-YEAR

Year	School	Record	Conf. Rec.	Conf. Finish	Postseason
2008-09	South Carolina	10-18	2-12	11th	
2009-10	South Carolina	14-15	7-9	T-7th	
2010-11	South Carolina	18-15	8-8	T-5th	WNIT 2nd Round
2011-12	South Carolina	25-10	10-6	T-4th	NCAA Sweet 16
2012-13	South Carolina	25-8	11-5	T-4th	NCAA 2nd Round
2013-14	South Carolina	29-5	14-2	1st	NCAA Sweet 16
2014-15	South Carolina	34-3	15-1	T-1st	SEC Tourn. Champ./NCAA Final Four
2015-16	South Carolina	33-2	16-0	1st	SEC Tourn. Champ./NCAA Sweet 16
2016-17	South Carolina	33-4	14-2	1st	SEC Tourn. Champ./NCAA Champ.
2017-18	South Carolina	29-7	12-4	T-2nd	SEC Tourn. Champ./NCAA Elite Eight
2018-19	South Carolina	23-10	13-3	2nd	NCAA Sweet 16
2019-20	South Carolina	32-1	16-0	1st	SEC Tourn. Champ./NCAA canceled)
2020-21	South Carolina	26-5	14-2	2nd	SEC Tourn. Champ./NCAA Final Four
2021-22	South Carolina	35-2	15-1	1st	NCAA Champion
2022-23	South Carolina	36-1	16-0	1st	SEC Tourn. Champ./NCAA Final Four
2023-24	South Carolina	38-0	16-0	1st	SEC Tourn., Champ./NCAA Champ
2024-25	South Carolina	35-4	15-1	T-1st	SEC Tourn. Champ./NCAA Runner-Up
2025-26	South Carolina	23-2	9-1		
At Temple	8 seasons	172-80	99-25	3 A-10 Titles	4 A-10 Tourn. Titles, 6 NCAA appearances
At SC	18th season	498-112	223-57	9 SEC Titles	9 SEC Trn. Titles, 3 NCAA Titles
Career	26th season	670-192	322-82		

STALEY HIGHLIGHTS

Coaching Highlights

College

- 18 NCAA Tournament Appearances (12 at SC)
- 3x NCAA National Champion (2017, 2022, 2024)
- 7 30-Win Seasons
- 10 Regular-Season Conference Titles (SEC 2014, 2015, 2016, 2017, 2020, 2022, 2023, 2024, 2025; A-10 2008)
- 12 Conference Tournament Titles (SEC 2015, 2016, 2017, 2018, 2020, 2021, 2023, 2024; A-10 2002, 2004, 2005, 2006)
- 5-time National Coach of the Year (2014, 2020, 2022, 2023)
- 4-time WBCA Region Coach of the Year (Region 3 2014, 2015, 2016; Region 1 2005)
- 9x Conference Coach of the Year (SEC 2014, 2015, 2016, 2020, 2022, 2023, 2024; A-10 2004, 2005)

USA Basketball

- Senior National Team Head Coach (2017-21) – Tokyo Olympics gold (2020); FIBA AmeriCup gold (2021); co-National Coach of the Year (2021); FIBA AmeriCup gold (2019), FIBA World Cup gold (2018), National Coach of the Year (2018)
- Senior National Team Asst. Coach (2006-08, 2014-16) – Rio Olympics gold medal (2016), FIBA World Championship gold medal (2014), Beijing Olympics gold medal (2008), FIBA Americas Championship gold medal (2007), FIBA World Championship bronze medal (2006)
- U19 National Team Head Coach – FIBA U19 World Championship gold medal (2015), co-National Coach of the Year (2015)
- U18 National Team Head Coach – FIBA U18 Americas Championship gold medal (2014)
- Pan Am Games Head Coach – Gold medal (2007)

Playing Highlights

U.S. Professional – 11 seasons

- Five-time WNBA All-Star (2001, 2002, 2003, 2005, 2006)
- Two-time ABL All-Star (1997, 1998)
- WNBA All-Decade Team

USA Basketball

- Olympic gold medalist (1996, 2000, 2004)
- Flag bearer for U.S. in Olympic Games Opening Ceremony (2004)
- Two-time USA Basketball Female Athlete of the Year (1994, 2004)

College – Virginia (1989-92)

- Kodak All-America (1990, 1991, 1992)
- Honda-Broderick Cup Award for Collegiate Female Athlete of the Year (1991)
- Two-time ACC Player of the Year (1991, 1992)
- NCAA Tournament MOP (1991)

Other Notables

- FIBA Hall of Fame, Class of 2025
- Naismith Mem. Basketball Hall of Fame, Class of 2013
- Order of the Palmetto Recipient (2013)
- Women's Basketball Hall of Fame, Class of 2012
- Two-time Wanamaker Award (1997, 2005)
- Henry P. Iba Citizenship Award (2007)

In her 19th season at the helm of the Gamecocks, Staley has been named National Coach of the Year five times (2014, 2020, 2022, 2023, 2024). Her 2020 unanimous selection made her the first former Naismith Player of the Year to earn the Naismith Coach of the Year award, and she became the first men's or women's coach to claim the award in three straight seasons 2022-24. She is a seven-time SEC Coach of the Year and was the 2012 BCA Female Coach of the Year. She is the only Gamecock basketball coach – men's or women's – to amass 300 victories at South Carolina and became the fastest coach to 200 wins in program history, needing just 277 games at South Carolina to reach the plateau. She is the program's all-time winningest coach with 498 wins, a .816 (498-112) winning percentage and a program-record 14 postseason appearances.

In the vaunted SEC, Staley's 223 league wins are the most among active league coaches and third all-time, trailing just Women's Basketball Hall of Fame Inductees Andy Landers (Georgia, 273) and Pat Summitt (Tennessee, 306). She was the second fastest to 200 league wins (255 games), trailing only Summitt at 229. Her .796 SEC winning percentage (223-57) is second only to Summitt (.874) in league history. Her Gamecocks are the only SEC program with multiple 16-0 seasons in league history, hitting that mark four times (2015-16, 2019-20, 2022-23, 2023-24). Staley's back-to-back SEC undefeated seasons helped the Gamecocks to an SEC-record 57-game win streak in league play, which ranks sixth in NCAA history for conference win streaks.

In addition to coaching two National Players of the Year, two National Defensive Players of the Year and a National Freshman of the Year, Staley has helped 13 Gamecocks collect 29 All-America selections, three to pick up seven SEC Player of the Year honors, four to earn SEC Defensive Player of the Year recognition a total of eight times, three to SEC 6th Player of the Year honors and six to capture SEC Freshman of the Year. She has coached 23 Gamecocks to All-SEC honors a combined 44 times, including 22 first-team selections. Since her first Gamecock was selected in the 2015 WNBA Draft, a total of 18 South Carolina have been chosen, which is the second-most of any program in that timeframe. Of those 18, 11 have been first-round picks, highlighted by two No. 1 overall picks since 2018. Three Gamecocks have been named WNBA Rookie of the Year and have amassed 13 All-Star selections. Aja Wilson went on to become a three-time WNBA MVP and two-time WNBA Defensive Player of the Year.



SOUTH CAROLINA DAWN STALEY ERA SINGLE-GAME RECORDS

Scoring

Most	Points
1. vs. Queens, 11/23/25	121
2. vs. Charleston, 11/25/20	119
3. 2x, last, vs. Bowling Green, 11/7/25	114

Fewest	Points
1. at Stanford, 11/26/10	32*
2. vs. Georgia, 3/4/11	34
3. vs. Mississippi State, 3/5/09	39

Fewest Allowed	Points
1. vs. Mississippi Valley State, 11/24/23	19*
2. vs. Howard, 3/18/22	21
vs. South Carolina State, 12/14/11	21

Most Allowed	Points
1. at Connecticut, 2/11/19	97
2. vs. Arkansas, 3/8/19	95
3. 4x, most recent, at Oklahoma, 1/22/26 (OT)	94

Margin of Victory	Score	Margin
1. vs. Miss. Valley State, 11/24/23	101-19	+82
2. vs. Charleston, 11/25/20	119-38	+81
3. vs. Queens, 11/23/25	121-49	+72

Margin of Defeat	Score	Margin
1. at Stanford, 11/26/10	32-70	-38
2. vs. Georgia, 3/4/11	34-66	-32
3. vs. Stanford, 12/19/08	47-78	-31

Field Goals

Made	FGM
1. at FGCU, 12/20/25	45
2. at USF, 12/18/25	44
vs. Clemson, 11/16/23	44

Attempts	FGA
1. vs. Clemson, 11/16/23	83
vs. Maryland, 11/12/23	83
3. 2x, most recent, vs. Arkansas, 2/20/25	82

Highest Percentage (Min. 24 FGM)	FGM-A	Pct
1. vs. Morgan State, 12/6/23	41-60	.683
2. at Texas A&M, 1/21/24	39-58	.672
3. vs. Tennessee Tech, 3/21/25	43-64	.672

Lowest Percentage	FGM-A	Pct
1. at Stanford, 11/26/10	12-55	.218
2. vs. Georgia, 3/4/11	12-52	.231
3. at Florida, 1/20/13	15-64	.234

Lowest %age Allowed	FGM-A	Pct
1. vs. Miss. Valley State, 11/24/23	8-67	.119*
2. vs. South Carolina State, 12/14/11	6-48	.125
3. vs. Howard, 3/18/22	8-54	.148

Highest %age Allowed (Min. 24 FGM)	FGM-A	Pct
1. vs. UConn, 3/26/18	37-63	.587
2. vs. UConn, 2/11/19	37-65	.569
3. 2x, most recent vs. UConn, 12/28/08	35-62	.565

3-Point Field Goals

Made	3FGM
1. vs. Minnesota, 12/11/16	16
2. vs. Temple, 12/21/18	15
3. 2x, most recent, vs. App. State, 12/5/18	14

Attempts	3FGA
1. vs. Howard, 3/18/22	38
2. vs. Minnesota, 12/11/16	33
3. vs. Syracuse, 3/25/16	32

Percentage (Min. 10 3FGM)	3FGM-A	Pct
1. vs. ETSU, 11/22/18	11-16	.688
2. vs. Tennessee Tech, 3/21/24	12-19	.632
3. vs. Quinnipiac, 3/25/17	10-16	.625

Free Throws

Made	FTM
1. vs. Savannah State, 12/14/14	34
vs. Oregon State, 3/25/14	34
3. 3x, most recent, vs. Missouri, 1/10/16	32

Attempts	FTA
1. at Mississippi State, 1/6/13	50
2. vs. Savannah State, 12/28/13	48
3. 2x, most recent, vs. Charleston, 11/25/20	47

Percentage (Min. 26 FTM)	FTM-A	Pct
1. vs. Arkansas, 1/22/23	27-33	.818
2. vs. ETSU, 11/22/18	28-35	.800
vs. Hampton, 11/20/16	28-35	.800

Rebounding

Total	Rebs
1. vs. Arkansas, 1/22/23	74
2. vs. Clemson, 11/16/23	73
vs. Charleston, 11/25/20	73

Margin	Rebs	Margin
1. vs. Arkansas, 1/22/23	74-17	+57
2. vs. Hampton, 11/27/22	62-15	+47
3. vs. Clemson, 11/16/23	73-27	+46

Offensive	Off. Rebs
1. vs. Arkansas, 1/22/23	32
2. vs. Tennessee, 2/20/22	31
3. 2x, most recent, vs. Purdue, 11/30/24	30

Turnovers

Fewest	TOs
1. vs. Purdue, 11/30/24	4
at Tennessee, 2/2/12	4
2. vs. Penn State, 12/14/25	5
10 other times	5

Most	TOs
1. at Wake Forest, 12/3/08	32
2. 3x, most recent, at Ole Miss, 2/25/16	29

Assists

1. at Kentucky, 2/25/24	30
vs. Clemson, 11/16/23	30
vs. Maryland, 11/12/23	30

Steals

1. at Alabama State, 11/11/18	22
2. 4x, most recent, at Coppin State, 1/18/26	21

Blocked Shots

1. vs. Presbyterian, 12/16/23	17*
vs. Appalachian State, 11/17/19	17*
3. 5x, most recent, vs. South Dak. St., 11/20/23	16

* indicates also a school record

30

MARYAM DAUDA

6-4 • Sr. • Forward • Bentonville, Ark.
Major: Retail Innovation (Master's)

Full Bio



IG: @maryamdauda44 • X: @maryamdauda30 • TIKTOK: maryamdauda9

Career Notables

- Has played in at least 32 games every year of her college career, including averaging 15.5 minutes in 45 SEC contests while at Arkansas and South Carolina
- Helped South Carolina to SEC regular-season and tournament titles as well as to the NCAA national championship game in her first season with the Gamecocks
- Was most productive her sophomore season at Arkansas, ranking 21st in the nation in blocks per game and leading the SEC in the category in conference play
- Graduated in August 2025 with a bachelor's degree in services management with a minor in economics

Season Highlights

- Has played in 22 games, averaging 12.3 minutes
- Has seven games of five or more rebounds
- Played 16 second-half minutes at Auburn (Jan. 29), giving the Tigers problems with five rebounds and a career-best 8-of-8 at the free throw line
- Hit a Gamecock career-high four field goals against Queens (Nov. 23)
- Dominated the second quarter against Bowling Green (Nov. 7), posting five points and five rebounds (four offensive) in her 3:26 on the court ... finished game tying Gamecock career highs of eight rebounds and 21 minutes

Awards

At South Carolina

SEC Academic Honor Roll (2025)

At Arkansas

2x SEC Academic Honor Roll (2022, 2023)

High School

McDonald's All-American (2021)

Miscellaneous

	Season	Career	Record
Double-Doubles	0	2 ⁺	1-1
20+ Points	0	1 ⁺	0-1
10+ Points	1	23 ⁺	13-10
10+ Rebounds	0	5 ⁺	4-1
5+ Blocks	0	1 ⁺	1-0
Tm-High Points	0	5 ⁺	1-4
Tm-High Rebs.	0	5 ⁺	2-3

Career Highs

Pts	22 at Tulsa, 3/21/24*
FG	9 at Tulsa, 3/21/24*
FGA	17 vs. South Carolina, 2/29/24*
3FG	4 at LSU, 1/21/24*
3FGA	12 vs. South Carolina, 2/29/24*
FT	8 at Auburn, 1/29/26
FTA	8 at Auburn, 1/29/26
Reb	13 vs. Mississippi State, 1/11/24*
Off Reb	7 at Alabama, 1/14/24*
Blk	10 at Alabama, 1/14/24*
Stl	4 vs. Georgia, 1/7/24*
Asst	5 at Alabama, 1/14/24*
Min	40 at Alabama, 1/14/24*

SEC Career Highs

Pts	19 vs. South Carolina, 2/29/24*
FG	8 vs. Missouri, 2/18/24*
FGA	17 vs. South Carolina, 2/29/24*
3FG	4 at LSU, 1/21/24*
3FGA	12 vs. South Carolina, 2/29/24*
FT	8 at Auburn, 1/29/26
FTA	8 at Auburn, 1/29/26
Reb	13 vs. Mississippi State, 1/11/24*
Off Reb	7 at Alabama, 1/14/24*
Blk	10 at Alabama, 1/14/24*
Stl	4 vs. Georgia, 1/7/24*
Asst	5 at Alabama, 1/14/24*
Min	40 at Alabama, 1/14/24*

2025-26 GAME-BY-GAME

Opponent	Date	GS	MIN	FG-FGA	PCT	3FG-3FGA	PCT	FT-FTA	PCT	OFF	DEF	TOT	AVG	PF	A	TO	BLK	STL	PTS	AVG
Grand Canyon	11/03/2025		09:58	0-0	.000	0-0	.000	0-0	.000	0	2	2	2.0	1	0	0	0	0	0	0.0
Bowling Green	11/07/2025		20:53	2-3	.667	0-0	.000	5-6	.833	4	4	8	5.0	1	0	2	1	1	9	4.5
Clemson	11/11/2025		15:59	1-4	.250	0-1	.000	0-0	.000	3	4	7	5.7	1	0	1	1	1	2	3.7
vs Southern California	11/15/2025		06:53	1-2	.500	0-0	.000	0-0	.000	2	1	3	5.0	1	0	1	1	1	2	3.3
Winthrop	11/19/2025		11:43	0-2	.000	0-1	.000	0-2	.000	0	1	1	4.2	2	1	1	1	0	0	2.6
Queens (NC)	11/23/2025		16:45	4-7	.571	0-2	.000	1-2	.500	0	5	5	4.3	2	0	2	1	0	9	3.7
vs Duke	11/26/2025		10:35	0-1	.000	0-0	.000	0-0	.000	2	4	6	4.6	3	0	0	0	0	0	3.1
vs Texas	11/27/2025		02:09	0-0	.000	0-0	.000	0-0	.000	0	0	0	4.0	0	0	1	0	0	0	2.8
N.C. Central	12/07/2025		18:15	2-6	.333	0-2	.000	2-2	1.000	3	4	7	4.3	0	2	0	3	0	6	3.1
Penn St.	12/14/2025		18:12	1-2	.500	0-0	.000	1-4	.250	3	0	3	4.2	1	0	1	0	1	3	3.1
at South Fla.	12/18/2025		19:21	0-2	.000	0-2	.000	0-0	.000	0	7	7	4.5	1	1	2	1	0	0	2.8
at FGCU	12/20/2025		18:29	5-7	.714	2-4	.500	0-0	.000	1	2	3	4.3	1	1	2	0	0	12	3.6
Providence	12/28/2025		07:59	1-3	.333	0-1	.000	0-0	.000	0	1	1	4.1	0	0	0	0	1	2	3.5
Alabama	01/01/2026		08:13	0-0	.000	0-0	.000	0-0	.000	0	2	2	3.9	0	0	1	0	0	0	3.2
at Florida	01/04/2026		09:33	0-0	.000	0-0	.000	1-2	.500	1	2	3	3.9	1	0	0	1	0	1	3.1
at Arkansas	01/08/2026		18:29	1-3	.333	1-1	1.000	0-0	.000	1	2	3	3.8	3	2	1	1	0	3	3.1
Georgia	01/11/2026		05:41	0-0	.000	0-0	.000	0-0	.000	1	1	2	3.7	1	0	0	0	0	0	2.9
at Coppin St.	01/18/2026		15:00	0-2	.000	0-0	.000	0-0	.000	2	3	5	3.8	0	1	2	1	0	0	2.7
at Oklahoma	01/22/2026		03:15	0-1	.000	0-1	.000	1-2	.500	1	0	1	3.6	1	0	0	0	0	1	2.6
at Auburn	01/29/2026		15:35	0-1	.000	0-0	.000	8-8	1.000	2	3	5	3.7	0	0	1	1	0	8	2.9
at Texas A&M	02/02/2026		06:01	0-0	.000	0-0	.000	1-2	.500	1	1	2	3.6	0	0	1	1	0	1	2.8
Mississippi St.	02/05/2026		11:54	1-1	1.000	0-0	.000	0-0	.000	0	0	0	3.5	1	0	0	0	1	2	2.8

CAREER YEAR-BY-YEAR

SEASON	TEAM	GP-GS	MIN/AVG	FG-FGA	FG%	3FG-3FGA	3FG%	FT-FTA	FT%	OFF	DEF	TOT	AVG	PF-FO	A	TO	BLK	STL	PTS	AVG
2022-23	AR	35-0	386/11.0	47-112	.420	6-24	.250	23-31	.742	45	49	94	2.7	64-0	23	42	22	11	123	3.5
2023-24	AR	33-33	947/28.7	121-266	.455	29-91	.319	62-82	.756	79	130	209	6.3	96-1	41	67	74	24	333	10.1
2024-25	SC	34-0	217/6.4	18-56	.321	6-24	.250	27-36	.750	26	39	65	1.9	29-0	4	14	5	8	69	2.0
2025-26	SC	22-0	271/12.3	19-47	.404	3-15	.200	20-30	.667	27	49	76	3.5	21-0	8	19	14	6	61	2.8
TOTAL FOR SC		56-0	488/8.7	37-103	.359	9-39	.231	47-66	.712	53	88	141	2.5	50-0	12	33	19	14	130	2.3
TOTAL		124-33	1821/14.7	205-481	.426	44-154	.286	132-179	.737	177	267	444	3.6	210-1	76	142	115	49	586	4.7

8

JOYCE EDWARDS

6-3 • So. • Forward • Camden, S.C.

Major: Environmental Science



Full Bio

IG: @joyceedwards_8 • X: @JoyceEdwards24 • TIKTOK: @joyceeee008



In the Gamecock Record Book

Season

1st – Games played in a season (39 in 2024-25)

Game

1st – Off. rebs. in SEC game (10 at Vanderbilt, 2/23/25)

Career Notables

- Became the fifth-fastest Gamecock to reach 1,000 career points, hitting the mark against Mississippi State (Feb. 5, 2026) in her 64th game
- Third Gamecock freshman all-time to earn First-Team All-SEC honors
- Ranked No. 3 in the 2024 Class, according to espnW and earned Gatorade National Player of the Year honors
- Was named co-MVP of the 2024 McDonald's All-American game with a game-high 19 points
- Earned USA Today Girls Athlete of the Year in her last two seasons after leading Camden to back-to-back state titles

Season Highlights

- On the preseason watch list for every national player of the year award and the Katrina McClain Power Forward of the Year Award Midseason Top 10 ... on the Naismith Defensive Player of the Year watch list as well
- Ranks among the nation's top offensive players, ranking 16th in the nation in scoring and 9th in field goal percentage
- Is among the SEC's top defensive players as well, coming in ninth in block (1.24) and 16th in steal (1.88) averages
- Earned SEC Player of the Week twice (Nov. 11-17, Dec. 16-22) and USBWA National Player of the Week (Dec. 16-22)
- Joined the 1,000 career points club against Miss. State (Feb. 5), posting a team-high 21 points while also matching her career high with six assists
- Scored half of her SEC career-high tying 28 points at Texas A&M (Feb. 2) in the final 7:53 of the game after the Aggies pulled within four points
- Matched her career high with six assists against #5/4 Vanderbilt (Jan. 25), including four in the decisive first half
- Scored six of her team-high 14 points against #4/4 Texas (Jan. 15) in the fourth quarter, including converting a three-point play on a putback and free throw to give the Gamecocks a one-point lead with four minutes to play ... grabbed four her eight rebounds in the final 10 minutes as well
- Recorded her fifth game of 25 points or more this season against #rv/24 Alabama (Jan. 1), dropping 11 points in the third quarter in addition to two steals, an assist and a block
- Shot 14-of-15 at USF, matching the second-highest single-game field goal percentage (.933) in program history
- Continued a stretch of three-straight 20-point outings with 22 against Duke (Nov. 26), including 10 in the third quarter, and matched her career high with six assists
- Turned in her first double-double of the season with 17 points and 10 rebounds against #8/10 Southern Cal (Nov. 15), adding four points to the 10-2 run that opened the second half and turned a two-point deficit into a 10-point lead

Awards

South Carolina

All-America honorable mention (2025 – AP, USBWA)
All-SEC First Team (2025)
SEC All-Freshman (2025)
NCAA Final Four All-Tournament (2025)
SEC Academic Honor Roll (2025)

High School

Gatorade National Player of the Year (2024)
Morgan Wootten National Player of the Year (2024)
McDonald's All-America (2024)
USA Today Athlete of the Year (2023, 2024)
USA Today Girls Basketball Player of the Year (2024)
4x SCBCA 3A Player of the Year (2021, 2022, 2023, 2024)

International (United States)

2025 FIBA AmeriCup, gold medal
2025 FIBA 3x3 Nations League Americas Conf. 2 (Champion)
2025 USA Basketball 3x3 Nat'l Champs., semifinalist
2024 FIBA U18 AmeriCup, gold medal, MVP
2023 FIBA U19 World Cup, gold medal, All-Star Five

Miscellaneous

	Season	Career	Record
Double-Doubles	5	9	9-0
30+ Points	1	1	1-0
20+ Points	14	19	19-0
10+ Points	25	52	48-4
10+ Rebounds	5	9	9-0
5+ Assts	5	6	6-0
5+ Steals	2	2	2-0
Tm-High Points	16	32	29-3
Tm-High Rebs.	4	10	9-1
Tm-High Assists	3	4	4-0

2025-26 GAME-BY-GAME

Opponent	Date	GS	MIN	FG-FGA	PCT	3FG-3FGA	PCT	FT-FTA	PCT	OFF DEF TOT	AVG	PF	A	TO	BLK	STL	PTS	AVG
Grand Canyon	11/03/2025	*	27:10	5-11	.455	0-2	.000	3-4	.750	2 3 5	5.0	3	1	2	1	0	13	13.0
Bowling Green	11/07/2025	*	25:10	11-12	.917	0-0	.000	2-3	.667	3 1 4	4.5	0	3	0	3	0	24	18.5
Clemson	11/11/2025	*	30:16	8-17	.471	0-0	.000	2-3	.667	3 5 8	5.7	1	2	1	3	1	18	18.3
vs Southern California	11/15/2025	*	35:09	7-16	.438	0-0	.000	3-8	.375	4 6 10	6.8	3	4	6	2	2	17	18.0
Winthrop	11/19/2025	*	27:33	9-13	.692	0-0	.000	4-6	.667	3 2 5	6.4	1	1	2	0	1	22	18.8
Queens (NC)	11/23/2025	*	25:10	9-11	.818	0-0	.000	7-9	.778	2 2 4	6.0	3	3	1	2	2	25	19.8
vs Duke	11/26/2025	*	31:51	9-18	.500	0-1	.000	4-5	.800	1 5 6	6.0	1	6	1	0	3	22	20.1
vs Texas	11/27/2025	*	30:36	7-16	.438	0-0	.000	2-4	.500	1 3 4	5.8	3	3	0	1	2	16	19.6
at Louisville	12/04/2025	*	35:17	5-12	.417	1-1	1.000	1-2	.500	1 4 5	5.7	1	0	3	0	3	12	18.8
N.C. Central	12/07/2025	*	33:38	9-11	.818	0-0	.000	7-10	.700	4 6 10	6.1	3	6	7	3	4	25	19.4
Penn St.	12/14/2025	*	32:59	13-20	.650	1-1	1.000	2-6	.333	2 2 4	5.9	1	5	0	4	6	29	20.3
at South Fla.	12/18/2025	*	27:40	14-15	.933	0-0	.000	6-8	.750	1 4 5	5.8	2	1	4	2	1	34	21.4
at FGCU	12/20/2025	*	26:48	14-19	.737	0-0	.000	1-2	.500	7 3 10	6.2	3	2	3	0	2	29	22.0
Providence	12/28/2025	*	32:43	5-11	.455	0-0	.000	4-6	.667	3 3 6	6.1	2	2	5	0	1	14	21.4
Alabama	01/01/2026	*	31:55	11-18	.611	0-1	.000	3-3	1.000	0 4 4	6.0	2	1	1	1	2	25	21.7
at Florida	01/04/2026	*	29:27	4-10	.400	0-0	.000	3-5	.600	5 5 10	6.3	4	1	5	2	1	11	21.0
at Arkansas	01/08/2026	*	25:26	9-13	.692	0-0	.000	4-6	.667	3 4 7	6.3	1	2	2	1	2	22	21.1
Georgia	01/11/2026	*	31:05	5-11	.455	0-0	.000	4-8	.500	6 1 7	6.3	0	2	3	1	1	14	20.7
Texas	01/15/2026	*	38:10	3-11	.273	0-0	.000	8-9	.889	3 5 8	6.4	2	0	6	2	3	14	20.3
at Coppin St.	01/18/2026	*	25:19	12-16	.750	0-1	.000	2-4	.500	3 0 3	6.3	3	1	4	0	5	26	20.6
at Oklahoma	01/22/2026	*	40:07	3-12	.250	0-0	.000	6-6	1.000	2 3 5	6.2	3	2	4	1	4	12	20.2
Vanderbilt	01/25/2026	*	28:29	7-10	.700	0-0	.000	2-3	.667	4 3 7	6.2	2	6	1	1	0	16	20.0
at Auburn	01/29/2026	*	24:06	9-14	.643	0-0	.000	2-2	1.000	1 4 5	6.2	1	1	4	0	0	20	20.0
at Texas A&M	02/02/2026	*	33:15	9-12	.750	0-0	.000	10-12	.833	5 6 11	6.4	2	4	4	1	1	28	20.3
Mississippi St.	02/05/2026	*	24:08	8-11	.727	0-0	.000	5-6	.833	0 1 1	6.2	1	6	2	0	0	21	20.4

CAREER YEAR-BY-YEAR

SEASON	TEAM	GP-GS	MIN	AVG	FG-FGA	FG%	3FG-3FGA	3FG%	FT-FTA	FT%	OFF DEF TOT	AVG	PF-FO	A	TO	BLK	STL	PTS	AVG
2024-25	SC	39-1	831	21.3	193-365	.529	0-3	.000	108-139	.777	85 110 195	5.0	63-0	48	69	21	42	494	12.7
2025-26	SC	25-25	753	30.1	205-340	.603	2-7	.286	97-140	.693	69 85 154	6.2	48-0	65	71	31	47	509	20.4
TOTAL		64-26	1585	24.8	398-705	.565	2-10	.200	205-279	.735	154 195 349	5.5	111-0	113	140	52	89	1003	15.7

Career Highs

Pts 34 at USF, 12/18/25
FG 14 at USF, 12/18/25
FGA 20 vs. Penn State, 12/14/25
FT 10 at Texas A&M, 2/2/26
FTA 12 at Texas A&M, 2/2/26
Reb 12 at Vanderbilt, 2/23/25
Off Reb 10 at Vanderbilt, 2/23/25
Blk 4 vs. Penn State, 12/14/25
Stl 6 vs. Penn State, 12/14/25
Asst 6, 5x, last vs. Miss. State, 2/5/26
Min 40 at Oklahoma, 1/22/26

SEC Career Highs

Pts 28, 2x, last at Texas A&M, 2/2/26
FG 11 vs. Alabama, 1/1/26
FGA 18 vs. Alabama, 1/1/26
FT 10 at Texas A&M, 2/2/26
FTA 12 at Texas A&M, 2/2/26
Reb 12 at Vanderbilt, 2/23/25
Off Reb 10 at Vanderbilt, 2/23/25
Blk 2, 4x, last vs. Texas, 1/15/26
Stl 4 at Oklahoma, 1/22/26
Asst 6, 2x, last vs. Miss. State, 2/5/26
Min 40 at Oklahoma, 1/22/26

25

RAVEN JOHNSON


5-9 • Sr. • Guard • Atlanta, Ga.

Major: Coaching Education (Master's)



Full Bio

IG: @Hollywood_Raven • X: @HollywoodRaven • TIKTOK: @Hollywood_Raven25



Awards

At South Carolina

All-SEC (2024 2nd team)
SEC All-Defensive Team (2025)
NCAA Albany 1 Regional All-Tournament Team (2024)
SEC All-Freshman Team (2023)
4x SEC Academic Honor Roll (2022, 2023, 2024, 2025)

High School

Naismith and WBCA Player of the Year
All-America (Naismith, WBCA, McDonald's)
GACA All-Classification Player of the Year (2020)
2x Atlanta Tipoff Club Miss GA Basketball (2020, 2021)
2x GACA Plyr of the Year (6A South, 2021; 7A South, 2020)
USA Today Georgia Player of the Year (2021)

USA Basketball

2023 FIBA AmeriCup, silver medal
2021 U19 World Cup Team trials
2019 U16 National Team finalist

Miscellaneous

	Season	Career	Record
Double-Doubles	2	3	3-0
10+ Points	17	39	37-2
10+ Rebounds	1	4	4-0
10+ Assists	2	3	3-0
5+ Assists	15	52	50-2
5+ Steals	1	7	7-0
Tm-High Assists	15	68	65-3
Tm-High Rebounds	2	12	11-1

Career Highs

Pts.....18 vs. South Dakota State, 11/20/23
FG.....9 vs. South Dakota State, 11/20/23
FGA.....14 at Oklahoma, 1/22/26
3FG.....3, 6x, last vs. Grand Canyon, 11/3/25
3FGA.....6, 5x, last at Texas A&M, 2/2/26
FT.....8 at Florida, 1/4/26
FTA.....10 at Florida, 1/4/26
Reb.....15 at Tennessee, 2/15/24
Off Reb.....4, 2x, last vs. Southern Cal, 11/15/25
Blk.....3 vs. Vanderbilt, 1/25/26
Stl.....6, 2x, last vs. NC Central, 12/7/25
Asst.....17 vs. Clemson, 11/16/23
Min.....40 at Oklahoma, 1/22/26

SEC Career Highs

Pts.....17, 2x, last at Florida, 1/4/26
FG.....7 vs. Alabama, 1/1/26
FGA.....12 at LSU, 1/25/24
3FG.....2, 5x, last at Texas A&M, 2/2/26
3FGA.....6 at Texas A&M, 2/2/26
FT.....8 at Florida, 1/4/26
FTA.....10 at Florida, 1/4/26
Reb.....15 at Tennessee, 2/15/24
Off Reb.....3, 5x, last vs. Florida, 2/13/25
Blk.....3 vs. Vanderbilt, 1/25/26
Stl.....6 vs. Auburn, 2/2/25
Asst.....8, 2x, last at Texas A&M, 2/2/26
Min.....40 at Oklahoma, 1/22/26

In the Gamecock Record Book

Career

4th – Assists in a career (543)
4th – Assists in career SEC games (211)

Season

1st – Games started in a season (39 in 2024-25)
1st – Games played in a season (39 in 2024-25)
2nd – A:TO in a season (3.09 (179:58) in 2023-24)
5th – A:TO in a season (2.77 (108:39) in 2024-25)
1st – A:TO in an SEC season (3.33 (50:15) in 2024-25)

Career Notables

- Part of teams that helped Gamecocks become just third program in history of AP Poll to hold No. 1 spot every week in back-to-back seasons ... in 2023-24, team became just fifth program in NCAA history to go undefeated and win a National Championship with a program-record 38 wins and ran SEC win streak to league-record 57 games, which is sixth-best conference win streak in NCAA history
- Four NCAA Final Fours, two National Championships, four SEC regular-season titles, three SEC Tournament crowns
- Graduated in May 2025 with bachelor's degree in services management

Season Highlights

- On the preseason watch lists for three of the national player of the year awards ... on the Nancy Lieberman Point Guard of the Year Midseason Top 10 and the Naismith Defensive Player of the Year watch list as well
- Ranks fourth in the nation in assist-to-turnover ratio (3.7)
- Swatted a career-high three blocks against #5/4 Vanderbilt (Jan. 25) while dishing out a team-high six assists to move to fourth in the Gamecock record book for career assists in conference games
- Difference maker against #4/4 Texas (Jan. 15), scoring or assisting on 12 of the Gamecocks' 18 fourth-quarter points, moving her up to No. 5 in the Gamecock record books for career assists
- Led the team in scoring at Florida (Jan. 4) for the first time in her career, tying her season high of 17 points
- Recorded an SEC career-high 17 points against #rv/24 Alabama (Jan. 1), dropping 11 points in the first quarter and finishing with a team high five assists to lead the team for the 10th time this season
- Launched and fueled the game-winning surge in the final four minutes at #22/21 Louisville (Dec. 4) with a pair of free throws that got the Gamecocks within three before leading Madina Okot to two of her three layups and grabbing a defensive rebound and turning it into a layup that put the Gamecocks up three with 33 seconds left ... finished the game with 11 points and eight assists
- Powered the rally from a slow offensive start against Duke (Nov. 26), scoring the first five and last two points of an 11-3 run that tied the game early in the second quarter

2025-26 GAME-BY-GAME

Opponent	Date	GS	MIN	FG-FGA	FG%	3FG-3FGA	3FG%	FT-FTA	FT%	OFF DEF	TOT	AVG	PF	A	TO	BLK	STL	PTS	AVG
Grand Canyon	11/03/2025	*	25:48	4-6	.667	3-5	.600	0-0	.000	0 8	8	8.0	2	7	1	0	3	11	11.0
Bowling Green	11/07/2025	*	23:00	4-7	.571	1-2	.500	2-2	1.000	0 5	5	6.5	2	11	2	0	3	11	11.0
Clemson	11/11/2025	*	30:02	1-5	.200	0-0	.000	0-0	.000	0 1	1	4.7	1	2	2	1	0	2	8.0
vs Southern California	11/15/2025	*	37:41	6-12	.500	2-3	.667	0-0	.000	4 7	11	6.3	2	4	2	2	0	14	9.5
Winthrop	11/19/2025	*	21:20	1-4	.250	0-3	.000	1-2	.500	0 4	4	5.8	2	10	1	1	0	3	8.2
Queens (NC)	11/23/2025	*	22:09	5-6	.833	2-2	1.000	0-0	.000	0 2	2	5.2	2	7	2	2	3	12	8.8
vs Duke	11/26/2025	*	25:45	3-8	.375	2-2	.000	4-5	.800	3 2	5	5.1	3	6	1	0	0	10	9.0
vs Texas	11/27/2025	*	35:13	3-6	.500	0-0	.000	1-2	.500	0 0	0	4.5	0	6	3	1	2	7	8.8
at Louisville	12/04/2025	*	38:18	4-7	.571	1-2	.500	2-2	1.000	1 3	4	4.4	2	8	1	1	0	11	9.0
N.C. Central	12/07/2025	*	29:24	2-9	.222	1-5	.200	2-2	1.000	1 2	3	4.3	0	5	3	1	6	7	8.8
Penn St.	12/14/2025	*	31:21	6-8	.750	1-3	.333	2-2	1.000	1 6	7	4.5	2	4	0	0	3	15	9.4
at South Fla.	12/18/2025	*	24:09	5-7	.714	1-2	.500	0-0	.000	2 2	4	4.5	2	6	1	1	3	11	9.5
at FGCU	12/20/2025	*	20:04	1-5	.200	0-1	.000	0-0	.000	3 0	3	4.4	3	2	2	0	3	2	8.9
Providence	12/28/2025	*	29:38	4-8	.500	2-6	.333	0-0	.000	1 1	2	4.2	0	6	1	0	0	10	9.0
Alabama	01/01/2026	*	31:50	7-10	.700	1-2	.500	2-2	1.000	1 3	4	4.2	2	5	0	0	0	17	9.5
at Florida	01/04/2026	*	35:22	4-11	.364	1-3	.333	8-10	.800	1 5	6	4.3	2	2	4	1	0	17	10.0
at Arkansas	01/08/2026	*	21:29	6-8	.750	2-4	.500	0-0	.000	0 3	3	4.2	1	2	1	0	1	14	10.2
Georgia	01/11/2026	*	28:48	5-11	.455	0-3	.000	0-0	.000	0 8	8	4.4	1	1	0	1	0	10	10.2
Texas	01/15/2026	*	31:38	4-10	.400	0-0	.000	2-2	1.000	0 4	4	4.4	3	6	2	1	0	10	10.2
at Coppin St.	01/18/2026	*	15:20	1-4	.250	0-1	.000	1-1	1.000	0 1	1	4.3	1	4	0	0	2	3	9.9
at Oklahoma	01/22/2026	*	40:07	8-14	.571	0-2	.000	0-0	.000	1 4	5	4.3	1	5	2	0	4	16	10.1
Vanderbilt	01/25/2026	*	20:06	4-6	.667	2-3	.667	0-0	.000	0 4	4	4.3	3	6	0	3	1	10	10.1
at Auburn	01/29/2026	*	24:52	2-3	.667	0-0	.000	0-0	.000	0 5	5	4.3	1	3	3	0	1	4	9.9
at Texas A&M	02/02/2026	*	35:14	2-11	.182	2-6	.333	1-1	1.000	1 6	7	4.4	3	8	1	2	1	7	9.8
Mississippi St.	02/05/2026	*	28:51	5-9	.556	0-1	.000	0-0	.000	1 5	6	4.5	0	7	1	0	3	10	9.8

CAREER YEAR-BY-YEAR

SEASON TEAM	GP-GS	MIN/AVG	FG-FGA	FG%	3FG-3FGA	3FG%	FT-FTA	FT%	OFF DEF	TOT	AVG	PF-FO	A	TO	BLK	STL	PTS	AVG
2021-22 SC	2-0	8/4.2	0-1	.000	0-0	.000	0-0	.000	0 1	1	0.5	0-0	0	1	0	0	0	0.0
2022-23 SC	36-3	674/18.7	60-163	.368	14-58	.241	17-26	.654	20 74	94	2.6	38-0	123	52	13	40	151	4.2
2023-24 SC	37-35	1034/27.9	120-271	.443	28-80	.350	30-49	.612	37 156	193	5.2	44-0	179	58	7	78	298	8.1
2024-25 SC	39-39	944/24.2	76-217	.350	23-78	.295	15-22	.682	49 125	174	4.5	35-0	108	39	24	54	190	4.9
2025-26 SC	25-25	707/28.3	97-195	.497	22-61	.361	28-33	.848	21 91	112	4.5	41-0	133	36	18	39	244	9.8
TOTAL	139-102	3369/24.2	353-847	.417	87-277	.314	90-130	.692	127 447	574	4.1	158-0	543	186	62	211	883	6.4

5

TESSA JOHNSON

6-0 • Jr. • Guard • Albertville, Minn.

Major: Business Administration (Master's)



Full Bio

IG: @TessaJohnson4 • X: @TessaJohnsonnnn • TIKTOK: @tessajohnsonnnn

Career Notables

- Critical part of Gamecocks becoming just the fifth program in NCAA history to go undefeated and win a National Championship (2023-24) with a program-record 38 wins and ran SEC win streak to league-record 57 games, which is sixth-best conference win streak in NCAA history
- Helped team to national championship game every year of her career
- Has won SEC regular-season and tournament titles in each of her first two seasons
- Graduated in December 2025 with a bachelor's degree in psychology

Season Highlights

- Leads the SEC and ranks ninth in the nation with a .457 3-point field goal percentage
- Tied a career-high five made 3s at Texas A&M (Feb. 2) after going a perfect 4-for-4 in the first quarter, marking her most ever in an SEC contest
- Made an SEC career-high tying four 3s against #5/4 Vanderbilt (Jan. 25) and scored 14 of her 21 points in the tone-setting first half
- Tied a career-high five made 3s at Coppin State (Jan. 18), including three in the first quarter, en route to 17 points
- Went 3-for-4 beyond the arc against #4/4 Texas (Jan. 15), hitting a 3 to tie things late in the fourth quarter as part of a 10-4 Gamecock run
- Put up nine of her 19 points at Arkansas (Jan. 8) in the first quarter, hitting a team-high three 3s along the way for her fifth game in the last six with 10+ points
- Second quarter jumper at Florida (Jan. 4) gave the Gamecocks back the lead for the remainder of the game, with her third 3 of the day extending that lead to 10 in the final quarter
- Scored seven of the team's first nine points at #22/21 Louisville (Dec. 4) en route to a season-high 20 points that included a career-high tying four 3s and tied her career high with seven rebounds as well
- Hit a pair of 3s in the third quarter against #8/10 Southern Cal (Nov. 15) to stretch the lead to 11 points and was crucial to the defensive effort limiting Trojans' top scorer
- Tied her career high with seven rebounds against Bowling Green (Nov. 7)



Awards

At South Carolina

NCAA Final Four All-Tournament Team (2024)
2x SEC Academic Honor Roll (2024, 2025)

High School

McDonald's All-America (2023)
All-USA TODAY Team (2023)
WBCA Honorable Mention All-America (2023)
Minnesota Gatorade Player of the Year (2023)
MGBCA Miss Basketball (2023)

USA Basketball

2025 USA Basketball 3x3 Nat'l Champs., semifinalist

Miscellaneous

	Season	Career	Record
20+ Points	2	3	3-0
10+ Points	19	44	42-2
5+ Assists	4	9	9-0
Tm-High Points	2	7	6-1
Tm-High Assists	3	8	8-0

Career Highs

Pts	22 at Mississippi State, 1/5/25
FG	8, 2x, last vs. Grand Canyon, 11/3/25
FGA	16 at Florida, 1/4/26
3FG	5, 3x, last at Texas A&M, 2/2/26
3FGA	11, 2x, last at Texas A&M, 2/2/26
FT	7 vs. Indiana, 3/23/25
FTA	8 vs. Indiana, 3/23/25
Reb	7, 3x, last at Louisville, 12/4/25
Off Reb	2, 6x, last at Florida, 1/4/26
Blk	2, 2x, last vs. LSU, 1/24/25
Stl	3, 2x, last vs. Alabama, 2/22/24
Asst	6, 2x, last vs. Tenn. Tech, 3/21/25
Min	38 at Louisville, 12/4/25

SEC Career Highs

Pts	22 at Mississippi State, 1/5/25
FG	8 at Mississippi State, 1/5/25
FGA	16 at Florida, 1/4/26
3FG	5 at Texas A&M, 2/2/26
3FGA	11, 2x, last at Texas A&M, 2/2/26
FT	4, 4x, last at Oklahoma, 1/22/26
FTA	4, 5x, last at Oklahoma, 1/22/26
Reb	6, 2x, last at Arkansas, 1/8/26
Off Reb	2, 3x, last at Florida, 1/4/26
Blk	2 vs. LSU, 1/24/25
Stl	3 vs. Alabama, 2/22/24
Asst	6 vs. Arkansas, 2/20/25
Min	36 at Texas A&M, 2/2/26

2025-26 GAME-BY-GAME

Opponent	Date	GS	MIN	FG-FGA	PCT	3FG-3FGA	PCT	FT-FTA	PCT	OFF	DEF	TOT	AVG	PF	A	TO	BLK	STL	PTS	AVG
Grand Canyon	11/03/2025	*	32:31	8-13	.615	3-6	.500	0-0	.000	1	4	5	5.0	1	3	1	1	1	19	19.0
Bowling Green	11/07/2025	*	26:59	6-11	.545	2-5	.400	0-0	.000	2	5	7	6.0	2	3	5	0	14	16.5	
Clemson	11/11/2025	*	35:15	5-8	.625	2-4	.500	1-1	1.000	0	2	2	4.7	0	3	1	1	0	13	15.3
vs Southern California	11/15/2025	*	36:34	4-11	.364	2-4	.500	4-4	1.000	1	3	4	4.5	2	5	3	0	1	14	15.0
Winthrop	11/19/2025	*	29:21	3-8	.375	3-7	.429	0-0	.000	0	1	1	3.8	1	1	0	1	0	9	13.8
Queens (NC)	11/23/2025	*	21:21	5-8	.625	3-5	.600	0-0	.000	0	1	1	3.3	0	5	1	0	0	13	13.7
vs Duke	11/26/2025	*	31:02	2-6	.333	1-2	.500	0-0	.000	0	1	1	3.0	1	0	0	1	1	5	12.4
vs Texas	11/27/2025	*	36:43	5-10	.500	1-3	.333	0-0	.000	0	0	0	2.6	3	3	2	0	0	11	12.3
at Louisville	12/04/2025	*	38:10	7-13	.538	4-7	.571	2-2	1.000	2	5	7	3.1	1	3	1	0	0	20	13.1
Penn St.	12/14/2025	*	25:41	6-15	.400	1-5	.200	2-4	.500	1	5	6	3.4	0	1	1	0	1	15	13.3
at South Fla.	12/18/2025	*	25:45	7-9	.778	2-4	.500	0-0	.000	0	4	4	3.5	2	2	0	0	0	16	13.5
at FGCU	12/20/2025	*	22:11	3-4	.750	2-3	.667	1-2	.500	0	4	4	3.5	1	4	1	0	0	9	13.2
Providence	12/28/2025	*	23:46	6-10	.600	5-8	.625	1-2	.500	0	4	4	3.5	3	4	0	0	1	18	13.5
Alabama	01/01/2026	*	31:23	4-11	.364	2-6	.333	0-0	.000	0	5	5	3.6	1	5	2	0	2	10	13.3
at Florida	01/04/2026	*	34:53	4-16	.250	3-11	.273	4-4	1.000	2	4	6	3.8	2	1	1	0	0	15	13.4
at Arkansas	01/08/2026	*	21:29	7-12	.583	3-4	.750	2-2	1.000	0	6	6	3.9	1	3	1	1	1	19	13.8
Georgia	01/11/2026	*	18:58	1-9	.111	0-5	.000	1-2	.500	0	4	4	3.9	1	1	2	0	0	3	13.1
Texas	01/15/2026	*	28:25	4-5	.800	3-4	.750	2-4	.500	1	1	2	3.8	1	0	4	0	1	13	13.1
at Coppin St.	01/18/2026	*	24:44	6-12	.500	5-8	.625	0-0	.000	0	1	1	3.7	0	4	1	0	2	17	13.3
at Oklahoma	01/22/2026	*	31:36	6-14	.429	3-8	.375	4-4	1.000	0	4	4	3.7	2	2	0	0	0	19	13.6
Vanderbilt	01/25/2026	*	28:12	7-12	.583	4-7	.571	2-2	1.000	0	2	2	3.6	1	2	1	0	1	20	13.9
at Auburn	01/29/2026	*	25:00	5-10	.500	3-8	.375	0-0	.000	0	3	3	3.6	1	5	1	0	0	13	13.9
at Texas A&M	02/02/2026	*	35:40	6-15	.400	5-11	.455	2-2	1.000	1	2	3	3.6	2	1	3	1	0	19	14.1
Mississippi St.	02/05/2026	*	15:08	1-5	.200	1-3	.333	0-0	.000	0	3	3	3.5	0	1	1	1	2	3	13.6

CAREER YEAR-BY-YEAR

SEASON	TEAM	GP-GS	MIN/AVG	FG-FGA	FG%	3FG-3FGA	3FG%	FT-FTA	FT%	OFF	DEF	TOT	AVG	PF-FO	A	TO	BLK	STL	PTS	AVG
2023-24	SC	35-2	625/17.9	76-170	.447	35-81	.432	44-51	.863	11	50	61	1.7	24-0	40	32	3	24	231	6.6
2024-25	SC	37-0	783/21.2	108-228	.474	46-107	.430	47-57	.825	16	64	80	2.2	45-0	54	46	13	25	309	8.4
2025-26	SC	24-24	681/28.4	118-247	.478	63-138	.457	28-35	.800	11	74	85	3.5	29-0	62	33	8	14	327	13.6
TOTAL		96-26	2089/21.8	302-645	.468	144-326	.442	119-143	.832	38	188	226	2.4	98-0	156	111	24	63	867	9.0

21

CHLOE KITTS

6-2 • Sr. • Forward • Oviedo, Fla.
Major: Sports Media

Full Bio

IG: @Chloe.Kitts • X: @Chloe1Kitts • TIKTOK: @chloe.kitts6

Career Notables

- Part Gamecocks becoming just the fifth program in NCAA history to go undefeated and win a National Championship (2023-24) with a program-record 38 wins and ran SEC win streak to league-record 57 games, which is sixth-best conference win streak in NCAA history
- Has helped Gamecocks to SEC regular-season and tournament titles every year of her career

Season Highlights

- Is out for the season following surgery in mid-October to repair a torn ACL in her right knee



Awards

South Carolina

All-America honorable mention (2025 – AP, USBWA)
NCAA Regional MVP (2025)
SEC Tournament MVP (2025)

High School

MaxPreps Junior All-America Second Team (2021-22)

USA Basketball

2025 USA Basketball 3x3 Nat'l Champs., semifinalist
2023 FIBA U19 World Cup, gold medal
2022 FIBA U18 AmeriCup, gold medal

Miscellaneous

	Season	Career	Record
Triple-Doubles	0	1	1-0
Double-Doubles	0	17	17-0
20+ Points	0	4	4-0
10+ Points	0	43	43-0
10+ Rebounds	0	21	21-0
5+ Assists	0	5	5-0
Tm-High Points	0	10	10-0
Tm-High Rebs.	0	28	26-2
Tm-High Assists	0	8	8-0

Career Highs

Pts	25 vs. Vanderbilt, 3/7/2025
FG	12 vs. Vanderbilt, 3/7/2025
FGA	14, 3x, last vs. Vanderbilt, 3/7/2025
3FG	1, 9x, last, vs Duke, 3/30/25
3FGA	3 vs. Coppin State, 11/14/24
FT	7 vs Duke, 3/30/25
FTA	10 vs Duke, 3/30/25
Reb	14, 2x, last vs. Michigan, 11/4/24
Off Reb	8 vs. Arkansas, 2/20/25
Blk	5 vs. Missouri, 2/8/24
Stl	4 at Ole Miss, 2/27/25
Asst	10 at Ole Miss, 2/27/25
Min	34 at Ole Miss, 2/27/25

SEC Career Highs

Pts	17 at Mississippi State, 1/5/25
FG	7 at Mississippi State, 1/5/25
FGA	12 at Mississippi State, 1/5/25
3FG	1, 5x, last at Ole Miss, 2/27/25
3FGA	2, 2x, last vs. Florida, 2/13/25
FT	5 vs. Texas, 1/12/25
FTA	6, 2x, last vs. Kentucky, 3/2/25
Reb	13, 3x, last at Ole Miss, 2/27/25
Off Reb	8 vs. Arkansas, 2/20/25
Blk	5 vs. Missouri, 2/8/24
Stl	4 at Ole Miss, 2/27/25
Asst	10 at Ole Miss, 2/27/25
Min	34 at Ole Miss, 2/27/25

CAREER YEAR-BY-YEAR

SEASON	TEAM	GP-GS	MIN	AVG	FG-FGA	FG%	3FG-3FGA	3FG%	FT-FTA	FT%	OFF	DEF	TOT	AVG	PF-FO	A	TO	BLK	STL	PTS	AVG
2022-23	SC	18-0	124	6.9	12-32	.375	1-4	.250	4-8	.500	9	20	29	1.6	11-0	12	8	1	4	29	1.6
2023-24	SC	37-31	689	18.6	136-250	.544	1-2	.500	62-90	.689	62	158	220	5.9	56-1	50	54	23	16	335	9.1
2024-25	SC	38-38	850	22.4	153-294	.520	7-21	.333	75-94	.798	107	186	293	7.7	65-0	73	58	19	28	388	10.2
TOTAL		93-69	1663	17.9	301-576	.523	9-27	.333	141-192	.734	178	364	542	5.8	132-1	135	120	43	48	752	8.1

00

TA'NIYA LATSON

5-9 • Sr. • Guard • Miami, Fla.

Major: Services Management



Full Bio


IG: @cbgTaniya • X: @NiyaLatson • TIKTOK: @TaniyaLatson

Career Notables

- Three-time All-America selection, including second-team honors in 2025 after leading the nation in scoring at 25.2 points per game ... was also the ACC's top scorer as a freshman (2022-23) with 21.3 ppg
- Became just the third player in ACC history to record 2,000 career points and the fastest to do it at Florida State
- Set the Florida State single-game scoring record with 40 against Virginia Tech (Jan. 2, 2025)
- Led the Seminoles to the NCAA Tournament all three seasons with a career 70-30 record

Season Highlights

- Preseason AP All-American ... the Wooden Award Midseason Top 25 and the Ann Meyers Drysdale Shooting Guard of the Year Midseason Top 10
- Having the most efficient season of her career with top overall and 3-point shooting percentages as well as her best points per possession (1.05) and points per shot attempt (1.18)
- Ranks among the SEC's top 10 in field goal percentage (7th), free throw percentage (8th) and assist-to-turnover ratio (2.2, 5th) ... comes in top-15 in scoring (15th) and assists (3.7, 15th)
- Was named USBWA National Player of the Week (Nov. 17-23) after averaging 24.0 points on 77.3 percent shooting, 4.5 assists, 2.0 steals and 3.5 rebounds in a pair of victories
- Tallied 10 points of her SEC career-high 21 points against #5/4 Vanderbilt (Jan. 25) in the first quarter alone ... handed out five assists that resulted in another 11 points to have 31.1 percent of the offense go through her hands
- Finished with 15 points at Coppin State (Jan. 18) for the 15th time this season with 10+, also grabbing a season-high six steals and five assists to lead the team for the fifth time
- Netted six of her 12 points against #4/4 Texas (Jan. 15) in the third quarter to help put the Gamecocks back on top as part of her 100th career game with 10+ points
- Put up five consecutive points to get the offense going in a 12-0 first quarter run against Georgia (Jan. 11), finishing with a team high in assists for the fourth time this season all in her return from injury
- Locked in defensively for a season-high six steals at USF (Dec. 18), turning three into six quick points and two others directly into assists for four more points
- Had a complete game against Penn State (Dec. 14) with a season-high eight assists, six rebounds and four steals to go with her 18 points
- Bounced back from a tough shooting night to hit 11-of-18 for a season-high 32 points against NC Central (Dec. 7)
- Opened the fourth quarter against #4/4 Texas (Nov. 27) with four straight points to put the Gamecocks in front hit a pair of free throws to tie the game with 15 seconds left ... finishing with 16 points
- Scored 20 points in her Gamecock debut against Grand Canyon (Nov. 3)



Awards

At Florida State

All-America Second Team (2025 – AP)
3x All-America Honorable Mention (2023, 2024)
National Freshman of the Year (2023)
All-ACC First Team (2023, 2024, 2025)
ACC Rookie of the Year (2023)
ACC All-Tournament Second Team (2024)

High School

McDonald's All-American (2022)
Florida Dairy Farmers Miss Basketball (2022)
Florida Class 5A Player of the Year (2022)

Miscellaneous

	Season	Career	Record
Triple-Doubles	0	1*	1-0
Double-Doubles	0	5*	5-0
40+ Points	0	1*	1-0
30+ Points	1	21*	18-3
20+ Points	5	67*	52-15
10+ Points	16	102*	75-27
10+ Rebounds	0	3*	3-0
10+ Assists	0	4*	4-0
5+ Assists	6	41*	33-8
5+ Steals	2	6	6-0
Tm-High Points	5	73*	53-20
Tm-High Rebs.	0	6*	5-1
Tm-High Assists	5	54*	37-17

Career Highs

Pts 40 at Virginia Tech, 1/2/25*
FG 18 at Virginia Tech, 1/2/25*
FGA 28 at Virginia Tech, 1/2/25*
3FG 5, 2x, last vs. NC Central, 12/7/25*
3FGA 10 at LSU, 3/24/25*
FT 15, 2x, last vs. Florida A&M, 11/11/24*
FTA 17 vs. Florida A&M, 11/11/24*
Reb 11, 2x, last vs. Texas Tech, 11/28/24*
Off Reb 5 vs. Bethune-Cookman, 11/7/22*
Blk 3, 2x, last vs. Notre Dame, 2/11/24*
Stl 8 vs. Presbyterian, 12/15/22*
Asst 12 at Virginia, 2/6/25
Min 43 vs. Notre Dame, 2/11/24*

* indicates occurred at least once at previous NCAA Div. I school

2025-26 GAME-BY-GAME

Opponent	Date	GS	MIN	FG-FGA	PCT	3FG-3FGA	PCT	FT-FTA	PCT	OFF	DEF	TOT	AVG	PF	A	TO	BLK	STL	PTS	AVG
Grand Canyon	11/03/2025	*	28:06	7-10	.700	1-2	.500	5-8	.625	0	1	1	1.0	2	4	2	0	1	20	20.0
Bowling Green	11/07/2025	*	31:29	5-11	.455	0-2	.000	7-7	1.000	0	4	4	2.5	2	4	1	1	0	17	18.5
Clemson	11/11/2025	*	34:23	4-8	.500	1-1	1.000	3-4	.750	0	8	8	4.3	0	3	4	2	0	12	16.3
vs Southern California	11/15/2025	*	28:22	6-14	.429	0-0	.000	0-0	.000	2	2	4	4.3	3	2	1	0	1	12	15.3
Winthrop	11/19/2025	*	25:03	8-11	.727	2-4	.500	6-9	.667	1	4	5	4.4	1	4	2	0	1	24	17.0
Queens (NC)	11/23/2025	*	27:40	9-11	.818	2-2	1.000	4-5	.800	0	2	2	4.0	1	5	2	1	3	24	18.2
vs Duke	11/26/2025	*	25:57	6-13	.462	0-2	.000	0-0	.000	0	1	1	3.6	2	2	1	0	0	12	17.3
vs Texas	11/27/2025	*	31:47	4-12	.333	1-1	1.000	7-8	.875	4	0	4	3.6	1	2	3	0	2	16	17.1
at Louisville	12/04/2025	*	38:19	3-9	.333	1-4	.250	2-2	1.000	0	1	1	3.3	2	5	1	0	0	9	16.2
N.C. Central	12/07/2025	*	34:39	11-18	.611	5-6	.833	5-5	1.000	1	3	4	3.4	2	2	0	1	3	32	17.8
Penn St.	12/14/2025	*	35:16	5-14	.357	1-7	.143	7-7	1.000	0	6	6	3.6	1	8	1	1	4	18	17.8
at South Fla.	12/18/2025	*	29:15	7-15	.467	0-1	.000	1-2	.500	0	3	3	3.6	0	4	3	1	6	15	17.6
at FGCU	12/20/2025	*	29:45	5-11	.455	0-3	.000	5-6	.833	0	5	5	3.7	0	7	2	0	0	15	17.4
Providence	12/28/2025	*	10:44	4-5	.800	1-1	1.000	1-1	1.000	0	1	1	3.5	0	4	0	0	1	10	16.9
Georgia	01/11/2026	*	20:23	3-9	.333	1-3	.333	2-2	1.000	0	3	3	3.5	0	3	1	0	1	9	16.3
Texas	01/15/2026	*	35:44	5-9	.556	0-3	.000	2-4	.500	1	1	2	3.4	1	3	2	0	2	12	16.1
at Coppin St.	01/18/2026	*	26:10	5-9	.556	2-3	.667	3-3	1.000	0	1	1	3.2	1	5	3	0	6	15	16.0
at Oklahoma	01/22/2026	*	32:15	1-10	.100	0-2	.000	4-7	.571	1	2	3	3.2	2	2	1	0	2	6	15.4
Vanderbilt	01/25/2026	*	31:21	8-15	.533	1-2	.500	4-4	1.000	2	3	5	3.3	1	5	3	0	2	21	15.7
at Auburn	01/29/2026	*	15:51	2-5	.400	1-2	.500	0-0	.000	0	2	2	3.3	1	0	0	1	0	5	15.2

CAREER YEAR-BY-YEAR

SEASON	TEAM	GP-GS	MIN/AVG	FG-FGA	FG%	3FG-3FGA	3FG%	FT-FTA	FT%	OFF	DEF	TOT	AVG	PF-FO	A	TO	BLK	STL	PTS	AVG
2022-23	FSU	31-31	913/29.5	225-494	.455	38-105	.362	171-199	.859	40	99	139	4.5	61-2	90	82	21	51	659	21.3
2023-24	FSU	33-33	1023/31.0	258-589	.438	27-100	.270	162-190	.853	18	119	137	4.2	53-3	137	100	15	50	705	21.4
2024-25	FSU	29-29	874/30.2	255-565	.451	37-108	.343	184-225	.818	33	100	133	4.6	52-2	134	89	14	63	731	25.2
2025-26	SC	20-20	572/28.6	108-219	.493	20-51	.392	68-84	.810	12	53	65	3.3	23-0	74	33	8	35	304	15.2
TOTAL FOR SC		20-20	572/28.6	108-219	.493	20-51	.392	68-84	.810	12	53	65	3.3	23-0	74	33	8	35	304	15.2
TOTAL		113-113	3383/29.9	846-1867	.453	122-364	.335	585-698	.838	103	371	474	4.2	189-7	435	304	58	199	2399	21.2

44

AGOT MAKEER

6-0 • Fr. • Guard • Thunder Bay, Ontario
Major: Undecided



Full Bio

IG: @AgotMakeer • X: @Makeer_Agot • TIKTOK: @AgotMakeer

Career Notables

- McDonald's All-America and honorable mention Naismith All-America
- Ranked sixth overall in 2025 Class
- Helped Montverde Academy (FL) to runner-up finish at Chipotle High School National Championship
- Played with Canada at the 2025 FIBA U19 World Cup, finishing fourth and averaging 10.3 points and 4.9 rebounds

Season Highlights

- Averages 7.3 points and 3.9 rebounds and shoots 43.8 percent SEC play
- Had an efficient second quarter against #5/4 Vanderbilt (Jan. 25), scoring half of her eight points on a career-high four made free throws as part of a 10-3 Gamecock run
- Played critical minutes against #4/4 Texas (Jan. 15), scoring five her eight points on back-to-back possessions late in the third quarter
- Neared a double-double against Georgia (Jan. 11), netting eight points while tying her career-high in blocks (3) and boards (10), leading the team in rebounding for the first time in her career
- Scored all five of her points at Florida (Jan. 4) in a 9-0 third-quarter run to give the Gamecocks their largest lead of the game at that point
- Added an SEC career-high tying nine points in her third start this season at Arkansas (Jan. 8), grabbing a career- and team-high three steals along the way in a new high of 31 minutes on the floor
- Earned her first career start against #rv/24 Alabama (Jan. 1), adding an efficient nine points (3-of-4 FGs) and four rebounds to a solid defensive effort in her first career SEC game
- Returned to the lineup against Providence (Dec. 28) with her first career double-double in just 23 minutes on the court, including seven points and six rebounds in the third quarter alone
- Swatted three blocks in her college debut against Grand Canyon (Nov. 3)



Awards

High School

McDonald's All-America (2025)
Naismith All-America honorable mention (2025)

International (Canada)

2025 FIBA U19 World Cup (fourth place)

Miscellaneous

	Season	Career	Record
Double-Doubles	1	1	1-0
10+ Points	3	3	3-0
10+ Rebounds	2	2	2-0

Career Highs

Pts	12, 2x, last vs. Winthrop, 11/19/25
FG	6 vs. Winthrop, 11/19/25
FGA	10 vs. Winthrop, 11/19/25
3FG	2, 2x, last vs. Alabama, 1/1/26
3FGA	6 vs. Providence, 12/28/25
FT	4 vs. Vanderbilt, 1/25/26
FTA	5 vs. Bowling Green, 11/7/25
Reb	10, 2x, last vs. Georgia, 1/11/26
Off Reb	3, 2x, last vs. Providence, 12/28/25
Blk	3, 2x, last vs. Georgia, 1/11/26
Stl	3, 2x, last at Coppin State, 1/18/26
Asst	4 vs. Winthrop, 11/19/25
Min	31 at Arkansas, 1/8/26

SEC Career Highs

Pts	9, 2x, last at Arkansas, 1/8/26
FG	4 vs. Georgia, 1/11/26
FGA	8 at Oklahoma, 1/22/26
3FG	2 vs. Alabama, 1/1/26
3FGA	4 at Oklahoma, 1/22/26
FT	4 vs. Vanderbilt, 1/25/26
FTA	4, 3x, last vs. Vanderbilt, 1/25/26
Reb	10 vs. Georgia, 1/11/26
Off Reb	2, 3x, last at Oklahoma, 1/22/26
Blk	3 vs. Georgia, 1/11/26
Stl	3 at Arkansas, 1/8/26
Asst	2 vs. Vanderbilt, 1/25/26
Min	31 at Arkansas, 1/8/26

2025-26 GAME-BY-GAME

Opponent	Date	GS	MIN	FG-FGA	PCT	3FG-3FGA	PCT	FT-FTA	PCT	OFF	DEF	TOT	AVG	PF	A	TO	BLK	STL	PTS	AVG
Grand Canyon	11/03/2025		19:06	1-3	.333	1-2	.500	2-2	1.000	0	2	2	2.0	4	2	3	3	0	5	5.0
Bowling Green	11/07/2025		15:45	4-6	.667	1-2	.500	3-5	.600	1	2	3	2.5	0	0	2	1	1	12	8.5
Clemson	11/11/2025		19:13	2-4	.500	2-3	.667	0-0	.000	0	4	4	3.0	3	0	1	1	0	6	7.7
vs Southern California	11/15/2025		17:03	2-6	.333	0-2	.000	0-0	.000	1	3	4	3.3	1	1	2	0	1	4	6.8
Winthrop	11/19/2025		21:17	6-10	.600	0-1	.000	0-0	.000	3	4	7	4.0	2	4	0	0	2	12	7.8
Queens (NC)	11/23/2025		19:49	1-5	.200	0-4	.000	2-2	1.000	0	3	3	3.8	1	1	1	1	1	4	7.2
vs Duke	11/26/2025		16:24	2-6	.333	0-1	.000	0-0	.000	1	3	4	3.9	1	1	0	0	0	4	6.7
vs Texas	11/27/2025		03:17	0-1	.000	0-1	.000	0-0	.000	0	2	2	3.6	1	0	0	0	0	0	5.9
Providence	12/28/2025		23:07	4-9	.444	2-6	.333	0-0	.000	3	7	10	4.3	0	2	0	1	1	10	6.3
Alabama	01/01/2026	*	20:41	3-4	.750	2-2	1.000	1-2	.500	0	4	4	4.3	1	1	0	1	1	9	6.6
at Florida	01/04/2026	*	19:36	2-7	.286	1-3	.333	0-1	.000	0	4	4	4.3	0	1	3	1	2	5	6.5
at Arkansas	01/08/2026	*	31:18	3-9	.333	0-1	.000	3-4	.750	2	3	5	4.3	1	0	2	1	3	9	6.7
Georgia	01/11/2026		23:31	4-7	.571	0-2	.000	0-0	.000	2	8	10	4.8	0	1	3	3	1	8	6.8
Texas	01/15/2026		13:25	3-7	.429	0-3	.000	2-3	.667	0	2	2	4.6	2	0	3	0	1	8	6.9
at Coppin St.	01/18/2026		16:40	1-3	.333	0-1	.000	0-0	.000	0	6	6	4.7	3	0	0	1	3	2	6.5
at Oklahoma	01/22/2026		19:50	3-8	.375	0-4	.000	2-4	.500	2	1	3	4.6	1	1	1	0	1	8	6.6
Vanderbilt	01/25/2026	*	16:29	2-5	.400	0-2	.000	4-4	1.000	1	1	2	4.4	3	2	2	2	2	8	6.7
at Auburn	01/29/2026	*	03:42	1-1	1.000	0-0	.000	1-1	1.000	0	1	1	4.2	1	0	0	0	0	3	6.5

CAREER YEAR-BY-YEAR

SEASON	TEAM	GP-GS	MIN/AVG	FG-FGA	FG%	3FG-3FGA	3FG%	FT-FTA	FT%	OFF	DEF	TOT	AVG	PF-FO	A	TO	BLK	STL	PTS	AVG
2025-26	SC	18-5	320/17.8	44-101	.436	9-40	.225	20-28	.714	16	60	76	4.2	25-0	17	23	16	20	117	6.5
TOTAL		18-5	320/17.8	44-101	.436	9-40	.225	20-28	.714	16	60	76	4.2	25-0	17	23	16	20	117	6.5

1

MADDY McDANIEL

5-9 • So. • Guard • Upper Marlboro, Md.
Major: Women's & Gender Studies



Full Bio

IG: @themaddymcdan1el • X: @maddy1mcdaniel

Career Notables

- Ranked the No. 12 recruit in the Class of 2024 by ESPNW
- Grabbed a spot on the McDonald's All-America team after posting 17.9 points, 5.0 assists and 4.7 steals per game
- Won back-to-back MaxPreps Maryland Player of the Year honors as a junior and a senior
- Named 2023 Washington Catholic Athletic Conference Player of the Year after averaging 18.6 points, 5.4 assists and 5.2 steals

Season Highlights

- Wears a patch on her jersey as a 2025-26 Kay Yow Cancer Fund Servant Leader Award honoree, recognizing women's basketball student-athletes from across all programs who exemplify leadership, selflessness and service in the fight against all cancers affecting women
- Has played in 21 games, averaging 20.5 minutes, which rises to 24.2 minutes per SEC game
- In SEC play, ranks third in conference in assist-to-turnover ratio (3.09)
- Stayed consistent vs. Mississippi State (Feb. 5), going a perfect 6-for-6 at the charity strip en route to a career-high tying 10 points and six assists
- Solid on both sides of the ball at Texas A&M (Feb. 2) in her first career start, netting seven points, handing out three assists and grabbing three steals along the way
- Great floor general game at Auburn (Jan. 29) with career-high tying six assists and four steals to go with perfect shooting and an SEC-career high nine points
- Played 29 minutes against #5/4 Vanderbilt (Jan. 25) for her longest stint against a ranked opponent, contributing solid defense throughout and a clutch 3 to end a Commodore run early in the third quarter
- Handed out a career-high tying six assists at Arkansas (Jan. 8) to lead the team for the second time this season, adding her first career SEC block and steal along the way
- Tied her SEC career high of six points in conference opener against #rv/24 Alabama (Jan. 1), adding new SEC highs of two steals and four made free throws along the way
- Posted season highs of five assists and three steals at USF (Dec. 18)
- Helped push the pace late in the first half against Duke (Nov. 26), hitting a transition layup as part of an 11-0 run that ended the half



Awards

At South Carolina

SEC Academic Honor Roll (2025)

High School

McDonald's All-America (2024)

MaxPreps Maryland Player of the Year (2023, 2024)

MaxPrep Second-Team All-America (2024)

USA Basketball

2025 USA Basketball 3x3 Nat'l Champs, semifinalist

Miscellaneous

	Season	Career	Record
10+ Points	1	2	2-0
5+ Assists	6	8	8-0
Tm-High Assists	4	9	8-1

Career Highs

Pts	10, 2x, last vs. Miss. State, 2/5/26
FG	5 vs. Purdue, 11/3/24
FGA	9 at Florida, 1/4/26
3FG	2 at USF, 12/18/25
3FGA	3 at USF, 12/18/25
FT	8, 2x, last vs. NC Central, 12/7/25
FTA	10 vs. NC Central, 12/7/25
Reb	4, 4x, last at FGCU, 12/20/25
Off Reb	1, 9x, last at Oklahoma, 1/22/26
Blk	1, 3x, last at Arkansas, 1/8/26
Stl	4, 2x, last at Auburn, 1/29/26
Asst	6, 4x, last vs. Miss. State, 2/5/26
Min	33 at Florida, 1/4/26

SEC Career Highs

Pts	10 vs. Miss. State, 2/5/26
FG	3, 4x, last at Auburn, 1/29/26
FGA	9 at Florida, 1/4/26
3FG	1, 3x, last at Auburn, 1/29/26
3FGA	2 vs. Florida, 2/13/25
FT	6 vs. Miss. State, 2/5/26
FTA	6, 2x, last vs. Miss. State, 2/5/26
Reb	2, 7x, last vs. Miss. State, 2/5/26
Off Reb	1, 4x, last at Oklahoma, 1/22/26
Blk	1 at Arkansas, 1/8/26
Stl	4 at Auburn, 1/29/26
Asst	6, 3x, last vs. Miss. State, 2/5/26
Min	33 at Florida, 1/4/26

2025-26 GAME-BY-GAME

Opponent	Date	GS	MIN	FG-FGA	PCT	3FG-3FGA	PCT	FT-FTA	PCT	OFF	DEF	TOT	AVG	PF	A	TO	BLK	STL	PTS	AVG
Grand Canyon	11/03/2025		07:41	1-2	.500	1-1	1.000	0-0	.000	0	0	0	0.0	2	2	0	0	0	3	3.0
Queens (NC)	11/23/2025		12:16	1-2	.500	0-0	.000	0-0	.000	0	1	1	0.5	1	3	0	0	1	2	2.5
vs Duke	11/26/2025		19:21	2-3	.667	0-1	.000	1-2	.500	0	1	1	0.7	0	1	0	0	1	5	3.3
vs Texas	11/27/2025		13:00	0-2	.000	0-1	.000	0-0	.000	0	0	0	0.5	0	2	0	0	0	0	2.5
at Louisville	12/04/2025		05:13	0-1	.000	0-1	.000	0-0	.000	0	1	1	0.6	0	0	0	0	1	0	2.0
N.C. Central	12/07/2025		24:16	0-2	.000	0-1	.000	8-10	.800	1	2	3	1.0	2	3	0	0	2	8	3.0
Penn St.	12/14/2025		21:27	3-6	.500	2-3	.667	1-3	.333	1	3	4	1.4	2	2	1	0	1	9	3.9
at South Fla.	12/18/2025		22:04	2-6	.333	0-0	.000	3-4	.750	1	1	2	1.5	3	5	0	0	3	7	4.3
at FGCU	12/20/2025		18:26	2-4	.500	0-2	.000	0-0	.000	0	4	4	1.8	0	2	0	1	0	4	4.2
Providence	12/28/2025		19:12	1-4	.250	0-2	.000	1-2	.500	0	1	1	1.7	0	3	0	0	1	3	4.1
Alabama	01/01/2026		25:59	1-5	.200	0-1	.000	4-5	.800	0	2	2	1.7	1	2	0	0	2	6	4.3
at Florida	01/04/2026		33:18	3-9	.333	0-1	.000	0-0	.000	0	1	1	1.7	2	5	3	0	2	6	4.4
at Arkansas	01/08/2026		26:19	2-8	.250	0-1	.000	0-0	.000	0	1	1	1.6	0	6	0	1	1	4	4.4
Georgia	01/11/2026		22:10	0-3	.000	0-1	.000	2-4	.500	1	1	2	1.6	0	2	0	0	1	2	4.2
Texas	01/15/2026		10:48	0-3	.000	0-0	.000	0-0	.000	1	0	1	1.6	1	0	0	0	0	0	3.9
at Coppin St.	01/18/2026		24:35	2-3	.667	1-1	1.000	1-2	.500	0	2	2	1.6	2	5	0	0	1	6	4.1
at Oklahoma	01/22/2026		07:31	0-1	.000	0-1	.000	0-0	.000	1	1	2	1.6	1	0	0	0	0	0	3.8
Vanderbilt	01/25/2026		29:10	1-3	.333	1-1	1.000	0-0	.000	0	1	1	1.6	0	4	2	0	0	3	3.8
at Auburn	01/29/2026		27:58	3-3	1.000	1-1	1.000	2-2	1.000	0	2	2	1.6	2	6	2	0	4	9	4.1
at Texas A&M	02/02/2026	*	31:38	1-2	.500	0-1	.000	5-6	.833	0	1	1	1.6	0	3	0	0	3	7	4.2
Mississippi St.	02/05/2026		27:28	2-4	.500	0-0	.000	6-6	1.000	0	2	2	1.6	1	6	4	0	1	10	4.5

CAREER YEAR-BY-YEAR

SEASON	TEAM	GP-GS	MIN/AVG	FG-FGA	FG%	3FG-3FGA	3FG%	FT-FTA	FT%	OFF	DEF	TOT	AVG	PF-FO	A	TO	BLK	STL	PTS	AVG
2024-25	SC	30-0	329/11.0	34-68	.500	3-13	.231	22-32	.688	2	23	25	0.8	18-0	51	17	1	21	93	3.1
2025-26	SC	21-1	430/20.5	27-76	.355	6-21	.286	34-46	.739	6	28	34	1.6	20-0	62	12	2	25	94	4.5
TOTAL		51-1	759/14.9	61-144	.424	9-34	.265	56-78	.718	8	51	59	1.2	38-0	113	29	3	46	187	3.7

24 AYL A McDOWELL

6-1 • Fr. • Guard • Cypress, Texas
Major: Mechanical Engineering



Full Bio

IG: @aylawyla • X: @aylamm2_ • TIKTOK: @userayla_

Career Notables

- Earned a spot on the McDonald's All-America team and ranked No. 15 overall in the 2025 Class
- Amassed over 2,700 career points and reached 1,000 rebounds her senior season
- Three-time district MVP and named first-team all-district as a junior
- Led team to 30-4 record and to the regional finals as a senior, averaging 25.1 points, 8.6 rebounds and 3.3 assists
- Has represented Brazil on the international stage three times, including with the senior team in the 2025 AmeriCup
- Led Brazil in scoring with 16.8 ppg at the 2025 FIBA U19 World Cup

Season Highlights

- Has played in 24 games, averaging 17.8 minutes
- Came out swinging in her first career start against Mississippi State (Feb. 5), posting a career-high tying 16 points, grabbing five boards, and making a new SEC career-high four made 3s ... solid defensively with three steals
- Had her best SEC outing of the season with eight points, including a pair of 3s, and three steals at Auburn (Jan. 29)
- Knocked down a new SEC career-high two threes against #5/4 Vanderbilt (Jan. 25)
- Hit her first career SEC 3 against Georgia (1/11) in an 12-4 run to open up the fourth quarter en route to a new conference play high of five points
- Made her SEC debut against #rv/24 Alabama (Jan. 1) with 14 minutes of action
- Posted a season-high 16 points against NC Central (Dec. 7), including five 3s
- Hit a clutch 3 at #22/21 Louisville (Dec. 4) and had a pair of offensive rebounds
- Posted her first double-digit scoring game with 11 against Bowling Green (Nov. 7)



Awards

High School

McDonald's All-America (2025)

International (Brazil)

2025 FIBA U19 World Cup

2025 FIBA AmeriCup

2024 FIBA U18 AmeriCup

Miscellaneous

	Season	Career	Record
10+ Points	3	3	3-0

Career Highs

Pts	16, 2x, last vs. Miss. State, 2/5/26
FG	6 vs. Miss. State, 2/5/26
FGA	12 vs. Miss. State, 2/5/26
3FG	5 vs. NC Central, 12/7/25
3FGA	8 vs. Miss. State, 2/5/26
FT	4 vs. Queens, 11/23/25
FTA	4, 3x, last vs. Queens, 11/23/25
Reb	5, 2x, last vs. Miss. State, 2/5/26
Off Reb	3, 2x, last vs. Miss. State, 2/5/26
Blk	2 at Texas A&M, 2/2/26
Stl	3, 3x, last vs. Miss. State, 2/5/26
Asst	2 at FGCU, 12/20/25
Min	29 vs. Miss. State, 2/5/26

SEC Career Highs

Pts	16 vs. Miss. State, 2/5/26
FG	6 vs. Miss. State, 2/5/26
FGA	12 vs. Miss. State, 2/5/26
3FG	4 vs. Miss. State, 2/5/26
3FGA	8 vs. Miss. State, 2/5/26
FT	2, 2x, last at Florida, 1/4/26
FTA	2, 2x, last at Florida, 1/4/26
Reb	5 vs. Miss. State, 2/5/26
Off Reb	3 vs. Miss. State, 2/5/26
Blk	2 at Texas A&M, 2/2/26
Stl	3, 2x, last vs. Miss. State, 2/5/26
Asst	1 at Auburn, 1/29/26
Min	29 vs. Miss. State, 2/5/26

2025-26 GAME-BY-GAME

Opponent	Date	GS	MIN	FG-FGA	PCT	3FG-3FGA	PCT	FT-FTA	PCT	OFF	DEF	TOT	AVG	PF	A	TO	BLK	STL	PTS	AVG
Grand Canyon	11/03/2025		17:29	3-5	.600	0-1	.000	3-4	.750	1	1	2	2.0	2	0	2	0	1	9	9.0
Bowling Green	11/07/2025		22:47	3-5	.600	2-3	.667	3-4	.750	1	2	3	2.5	1	1	2	0	2	11	10.0
Clemson	11/11/2025		04:09	0-0	.000	0-0	.000	0-0	.000	0	1	1	2.0	0	0	0	0	0	0	6.7
vs Southern California	11/15/2025		03:33	0-1	.000	0-1	.000	0-0	.000	0	0	0	1.5	0	0	0	0	0	0	5.0
Winthrop	11/19/2025		25:43	3-4	.750	0-1	.000	1-1	1.000	2	2	4	2.0	0	1	0	0	1	7	5.4
Queens (NC)	11/23/2025		16:45	1-4	.250	1-4	.250	4-4	1.000	2	3	5	2.5	1	1	0	1	1	7	5.7
vs Duke	11/26/2025		01:31	0-1	.000	0-0	.000	0-0	.000	0	0	0	2.1	0	0	0	0	0	0	4.9
vs Texas	11/27/2025		05:12	0-3	.000	0-1	.000	0-0	.000	1	0	1	2.0	0	0	0	0	0	0	4.3
at Louisville	12/04/2025		08:42	1-2	.500	1-1	1.000	0-0	.000	2	0	2	2.0	1	1	1	0	0	3	4.1
N.C. Central	12/07/2025		26:56	5-9	.556	5-7	.714	1-2	.500	0	2	2	2.0	2	0	3	0	0	16	5.3
Penn St.	12/14/2025		20:33	2-5	.400	0-2	.000	0-0	.000	3	1	4	2.2	1	0	0	0	0	4	5.2
at South Fla.	12/18/2025		19:50	1-6	.167	1-5	.200	0-2	.000	1	0	1	2.1	2	0	0	0	3	3	5.0
at FGCU	12/20/2025		23:42	1-4	.250	1-4	.250	0-0	.000	0	0	0	1.9	2	2	1	0	2	3	4.8
Providence	12/28/2025		20:19	3-6	.500	2-5	.400	0-0	.000	0	0	0	1.8	2	0	0	0	0	8	5.1
Alabama	01/01/2026		13:60	0-2	.000	0-1	.000	2-2	1.000	1	0	1	1.7	1	0	1	1	0	2	4.9
at Florida	01/04/2026		07:51	1-4	.250	0-3	.000	2-2	1.000	1	0	1	1.7	3	0	1	0	0	4	4.8
at Arkansas	01/08/2026		19:25	0-2	.000	0-1	.000	1-2	.500	0	2	2	1.7	2	0	1	0	2	1	4.6
Georgia	01/11/2026		11:18	2-5	.400	1-2	.500	0-0	.000	0	1	1	1.7	0	0	0	0	1	5	4.6
at Coppin St.	01/18/2026		15:38	2-3	.667	1-1	1.000	0-0	.000	0	0	0	1.6	0	0	1	0	0	5	4.6
at Oklahoma	01/22/2026		08:53	1-2	.500	1-2	.500	0-0	.000	0	0	0	1.5	0	0	0	1	0	3	4.6
Vanderbilt	01/25/2026		10:15	2-2	1.000	2-2	1.000	0-0	.000	0	0	0	1.4	1	0	0	0	0	6	4.6
at Auburn	01/29/2026		24:38	3-7	.429	2-6	.333	0-0	.000	0	2	2	1.5	1	1	1	0	3	8	4.8
at Texas A&M	02/02/2026		20:48	1-4	.250	0-2	.000	0-0	.000	1	1	2	1.5	2	0	1	2	1	2	4.7
Mississippi St.	02/05/2026	*	29:27	6-12	.500	4-8	.500	0-0	.000	3	2	5	1.6	1	0	0	0	3	16	5.1

CAREER YEAR-BY-YEAR

SEASON	TEAM	GP-GS	MIN	AVG	FG-FGA	FG%	3FG-3FGA	3FG%	FT-FTA	FT%	OFF	DEF	TOT	AVG	PF-FO	A	TO	BLK	STL	PTS	AVG
2025-26	SC	24-1	379	15.8	41-98	.418	24-63	.381	17-23	.739	19	20	39	1.6	25-0	7	15	5	20	123	5.1
TOTAL		24-1	379	15.8	41-98	.418	24-63	.381	17-23	.739	19	20	39	1.6	25-0	7	15	5	20	123	5.1

11

MADINA OKOT

6-6 • Sr. • Center • Mumias, Kenya
Major: Services Management

Full Bio

IG: @OkotMadina • X: @MadinaOkot84132 • TIKTOK: @godsfavoritegirl20



In the Gamecock Record Book

Game

1st – Off. rebs. in SEC game (10 at Florida, 1/4/26)

Career Notables

- Played one season at Mississippi State, averaging 11.3 points and a team-high 9.6 rebounds
- Led the SEC and ranked fourth in the nation with a .649 field goal percentage
- Ranked fourth in the SEC in rebounds per game, raising her average to 10.1 per SEC contest in 2024-25
- Began playing basketball at the age of 17

Season Highlights

- On the Lisa Leslie Center of the Year Midseason Top 10
- Eighth in the nation in double-doubles (14) and ranks 14th in field goal percentage (4th in SEC), 24th in rebounding average
- Ranks fifth in the SEC with 1.5 blocks per game
- Grabbed her 14th double-double of the season against Mississippi State (Feb. 5), bringing in six of her 10 points in the third quarter as part of a 19-4 Gamecock run that put South Carolina up by 40
- Had an immediate impact off the bench against #5/4 Vanderbilt (Jan. 25) with seven points on 3-of-3 shooting in the first quarter alone ... tied her career high with five steals and finished with 17 points and a team-high seven rebounds
- Hit a game-changing 3 in the fourth quarter against #4/4 Texas (Jan. 15) to put the Gamecocks up four late
- Tallied her 11th double-double of the season at Florida (Jan. 4), grabbing a career-high 10 offensive boards to tie for the most for a Gamecock in an SEC game in program history
- Scored a career-high 27 points at FGCU (Dec. 20) with 23 of those points coming in the second half on 10-of-12 shooting, including her first career 3-pointer ... also grabbed 10 boards in the final 20 minutes
- Powered the Gamecocks' rally at #22/21 Louisville (Dec. 4), scoring seven of the team's final nine points and grabbing two defensive rebounds after the Cardinals took a five-point lead with 4:23 to play ... finished with 23 points (13 in the second half) and 13 rebounds (10 in the second half)
- Posted a pair of double-doubles at the Players Era Championship, averaging 17.5 points and 12.0 rebounds against Duke and #4/4 Texas (Nov. 26-27) and shooting 64.0 percent at the event
- Grabbed 15 rebounds at #8/10 Southern Cal (Nov. 15), which were the most by a Gamecock against a ranked opponent since Kamilla Cardoso grabbed 17 in the 2024 National Championship game, and was solid defensively to help slow down the Trojans

Miscellaneous

	Season	Career	Record
Double-Doubles	14	26*	23-3
20+ Points	4	6*	6-0
10+ Points	19	41*	36-5
20+ Rebounds	0	1*	1-0
10+ Rebounds	16	33*	27-6
Tm-High Points	4	12*	11-1
Tm-High Rebs.	18	42*	32-10

Career Highs

Pts	27 at FGCU, 12/20/25
FG	13 at UMES, 12/20/24*
FGA	18 vs. Duke, 11/26/25
FT	4, 9x, last vs. Georgia, 1/11/26*
FTA	8 vs. Memphis, 11/7/24*
Reb	23 at Vanderbilt, 2/13/25*
Off Reb	10 at Florida, 1/4/26
Blk	4, 3x, last at Arkansas, 1/8/26*
Stl	5, 3x, last vs. Vanderbilt, 1/25/26
Asst	3, 3x, last vs. Winthrop, 11/19/25*
Min	35 vs. Southern Cal, 11/15/25

SEC Career Highs

Pts	21 at Vanderbilt, 2/13/25*
FG	10 at Vanderbilt, 2/13/25*
FGA	14 vs. Texas A&M, 2/23/25*
FT	4, 2x, last vs. Georgia, 1/11/26
FTA	6 at Arkansas, 1/8/26
Reb	23 at Vanderbilt, 2/13/25*
Off Reb	10 at Florida, 1/4/26
Blk	4, 2x, last at Arkansas, 1/8/26
Stl	5, 2x, last vs. Vanderbilt, 1/25/26
Asst	3, 2x, last at Florida, 2/16/25*
Min	34 at Vanderbilt, 2/13/25*

* indicates occurred at least once at previous NCAA Div. I school

2025-26 GAME-BY-GAME

Opponent	Date	GS	MIN	FG-FGA	PCT	3FG-3FGA	PCT	FT-FTA	PCT	OFF	DEF	TOT	AVG	PF	A	TO	BLK	STL	PTS	AVG
Grand Canyon	11/03/2025	*	17:26	4-5	.800	0-0	.000	4-6	.667	0	4	4	4.0	3	0	0	0	0	12	12.0
Bowling Green	11/07/2025	*	21:36	6-9	.667	0-0	.000	1-1	1.000	4	7	11	7.5	0	2	0	4	1	13	12.5
Clemson	11/11/2025	*	24:46	5-12	.417	0-0	.000	2-2	1.000	4	8	12	9.0	3	1	1	1	1	12	12.3
vs Southern California	11/15/2025	*	34:45	3-9	.333	0-0	.000	0-0	.000	5	10	15	10.5	2	0	2	2	1	6	10.8
Winthrop	11/19/2025	*	25:16	10-12	.833	0-0	.000	3-4	.750	6	5	11	10.6	2	3	2	3	1	23	13.2
Queens (NC)	11/23/2025	*	19:16	5-8	.625	0-1	.000	4-4	1.000	2	10	12	10.8	1	0	0	3	2	14	13.3
vs Duke	11/26/2025	*	30:32	11-18	.611	0-1	.000	1-2	.500	5	8	13	11.1	1	2	3	2	4	23	14.7
vs Texas	11/27/2025	*	34:05	5-7	.714	0-0	.000	2-2	1.000	1	10	11	11.1	5	1	4	1	1	12	14.4
at Louisville	12/04/2025	*	32:38	10-16	.625	0-0	.000	3-7	.429	3	10	13	11.3	2	2	4	0	0	23	15.3
N.C. Central	12/07/2025	*	10:53	5-9	.556	0-0	.000	0-1	.000	7	2	9	11.1	0	1	2	1	1	10	14.8
at South Fla.	12/18/2025	*	20:38	6-7	.857	0-1	.000	0-0	.000	2	8	10	11.0	1	1	1	1	1	12	14.5
at FGCU	12/20/2025	*	25:04	12-16	.750	1-1	1.000	2-5	.400	7	5	12	11.1	2	2	1	1	1	27	15.6
Providence	12/28/2025	*	23:39	7-10	.700	0-0	.000	4-7	.571	3	10	13	11.2	3	2	2	1	2	18	15.8
Alabama	01/01/2026	*	25:20	5-13	.385	0-0	.000	1-1	1.000	4	5	9	11.1	3	1	3	0	2	11	15.4
at Florida	01/04/2026	*	24:03	5-11	.455	0-0	.000	2-5	.400	10	7	17	11.5	3	0	3	3	5	12	15.2
at Arkansas	01/08/2026	*	21:11	5-8	.625	1-1	1.000	4-6	.667	4	6	10	11.4	2	1	4	4	0	15	15.2
Georgia	01/11/2026	*	24:40	5-9	.556	0-1	.000	4-4	1.000	4	6	10	11.3	2	1	5	2	1	14	15.1
Texas	01/15/2026	*	25:07	4-7	.571	1-1	1.000	1-2	.500	1	4	5	10.9	2	1	3	0	2	10	14.8
at Coppin St.	01/18/2026	*	23:18	3-10	.300	0-2	.000	2-2	1.000	4	8	12	11.0	1	1	4	1	1	8	14.5
at Oklahoma	01/22/2026	*	16:57	3-9	.333	0-0	.000	0-0	.000	1	3	4	10.7	3	0	3	1	2	6	14.1
Vanderbilt	01/25/2026		19:49	8-9	.889	0-0	.000	1-1	1.000	3	4	7	10.5	1	0	4	1	5	17	14.2
at Auburn	01/29/2026		15:52	2-2	1.000	0-0	.000	1-2	.500	0	6	6	10.3	1	0	2	2	0	5	13.8
at Texas A&M	02/02/2026		21:47	3-3	1.000	0-0	.000	0-0	.000	1	2	3	10.0	0	1	2	0	1	6	13.4
Mississippi St.	02/05/2026	*	29:51	4-9	.444	0-1	.000	2-2	1.000	2	8	10	10.0	3	0	2	2	1	10	13.3

CAREER YEAR-BY-YEAR

SEASON	TEAM	GP-GS	MIN/AVG	FG-FGA	FG%	3FG-3FGA	3FG%	FT-FTA	FT%	OFF	DEF	TOT	AVG	PF-FO	A	TO	BLK	STL	PTS	AVG
2024-25	MS	34-34	769/22.6	170-262	.649	0-0	.000	45-72	.625	120	205	325	9.6	90-3	24	85	38	46	385	11.3
2025-26	SC	24-21	568/23.7	136-228	.596	3-10	.300	44-66	.667	83	156	239	10.0	46-1	23	57	36	36	319	13.3
TOTAL FOR SC		24-21	568/23.7	136-228	.596	3-10	.300	44-66	.667	83	156	239	10.0	46-1	23	57	36	36	319	13.3
TOTAL		58-55	1338/23.1	306-490	.624	3-10	.300	89-138	.645	203	361	564	9.7	136-4	47	142	74	82	704	12.1

15 ADHEL TAC

6-5 • So. • Forward • Grand Prairie, Texas
Major: Sports Media



Full Bio

IG: @lehda.aaa • X: @TacAdhel • TIKTOK: @lehda.aaa

Career Notables

- Enrolled at South Carolina in January 2024 after suffering a season-ending injury early in her senior season at South Grand Prairie ... Had surgery to repair the injury on Feb. 2, 2024
- Ranked the No. 26 player in the Class of 2024, according to ESPNW, when she chose to early enroll
- Was ranked as high as No. 12 in her class before sitting out the 2022-23 season with an injury
- In her last full season of high school play (2021-22), averaged 14.1 points and 8.8 rebounds and helped team to Class 6A state runner-up finish

Season Highlights

- Has played in 23 games, including three starts, and averages 11.2 minutes
- Strong force in third quarter against Mississippi State (Feb. 5), scoring half of her eight points in just four minutes in a 13-1 run, including the final basket at the end of the period that extended the Gamecocks' lead by 40
- Beast on the glass at #16/16 Oklahoma (Jan. 22), grabbing a team and SEC career-high tying six rebounds, with five offensive boards marking a new career high
- Changed the energy of the inside game against #4/4 Texas (Jan. 15) in the third quarter, grabbing two rebounds, drawing a pair of fouls and blocking a shot in just four minutes on the court
- Put up six points on the road at Arkansas (Jan. 8) for her most in an SEC game this season, also grabbing the first steal of her SEC career
- Added huge energy, three points, two rebounds and a blocked shot to a 14-5 Gamecock run that closed out the first quarter against #rv/24 Alabama (Jan. 1) in a new SEC career-high of 11 minutes on the floor
- Posted her first career double-double with 11 points and 10 rebounds against Queens (Nov. 23)



Awards

At South Carolina

SEC Academic Honor Roll (2025)

Miscellaneous

	Season	Career	Record
Double-Doubles	1	1	1-0
10+ Points	1	1	1-0
10+ Points	1	1	1-0

Career Highs

Pts	11 vs. Queens, 11/23/25
FG	4 vs. Miss. State, 2/5/26
FGA	6 vs. Miss. State, 2/5/26
FT	5 vs. Queens, 11/23/25
FTA	9 at Arkansas, 1/8/26
Reb	10 vs. Queens, 11/23/25
Off Reb	5 at Oklahoma, 1/22/26
Blk	2, 3x, last vs. Providence, 12/28/25
Stl	1, 7x, last at Arkansas, 1/8/26
Asst	2 vs. Bowling Green, 11/7/25
Min	22 vs. NC Central, 12/7/25

SEC Career Highs

Pts	9 at Missouri, 1/2/25
FG	4 vs. Miss. State, 2/5/26
FGA	6 vs. Miss. State, 2/5/26
FT	4, 2x, last at Arkansas, 1/8/26
FTA	9 at Arkansas, 1/8/26
Reb	6, 2x, last at Oklahoma, 1/22/26
Off Reb	5 at Oklahoma, 1/22/26
Blk	2x, last vs. Alabama, 1/1/26
Stl	1 at Arkansas, 1/8/26
Asst	1, 2x, last at Arkansas, 1/8/26
Min	15 at Arkansas, 1/8/26

2025-26 GAME-BY-GAME

Opponent	Date	GS	MIN	FG-FGA	PCT	3FG-3FGA	PCT	FT-FTA	PCT	OFF	DEF	TOT	AVG	PF	A	TO	BLK	STL	PTS	AVG
Grand Canyon	11/03/2025		14:45	1-2	.500	0-0	.000	0-1	.000	1	5	6	6.0	1	0	1	0	2	2.0	
Bowling Green	11/07/2025		12:21	1-2	.500	0-0	.000	1-2	.500	1	1	2	4.0	1	2	0	1	1	3	2.5
Clemson	11/11/2025		05:57	0-0	.000	0-0	.000	0-0	.000	0	3	3	3.7	1	0	1	0	0	0	1.7
Winthrop	11/19/2025		12:44	3-3	1.000	0-0	.000	0-0	.000	1	4	5	4.0	2	0	0	1	0	6	2.8
Queens (NC)	11/23/2025		18:49	3-3	1.000	0-0	.000	5-8	.625	1	9	10	5.2	0	1	2	1	1	11	4.4
vs Duke	11/26/2025		07:02	0-0	.000	0-0	.000	2-2	1.000	1	0	1	4.5	1	0	1	0	0	2	4.0
vs Texas	11/27/2025		07:58	1-1	1.000	0-0	.000	0-0	.000	0	4	4	4.4	0	0	0	2	0	2	3.7
at Louisville	12/04/2025		03:23	0-1	.000	0-0	.000	1-2	.500	1	0	1	4.0	1	0	0	0	0	1	3.4
N.C. Central	12/07/2025	*	21:59	0-3	.000	0-0	.000	2-2	1.000	1	2	3	3.9	1	0	1	1	0	2	3.2
Penn St.	12/14/2025	*	14:31	1-3	.333	0-0	.000	0-2	.000	2	1	3	3.8	2	0	1	0	1	2	3.1
at South Fla.	12/18/2025		11:18	2-3	.667	0-0	.000	1-2	.500	2	6	8	4.2	1	0	0	2	0	5	3.3
at FGCU	12/20/2025		15:31	2-2	1.000	0-0	.000	0-2	.000	1	3	4	4.2	0	0	0	1	1	4	3.3
Providence	12/28/2025		08:53	1-2	.500	0-0	.000	1-1	1.000	0	1	1	3.9	1	1	1	2	0	3	3.3
Alabama	01/01/2026		10:39	1-1	1.000	0-0	.000	1-2	.500	0	5	5	4.0	1	0	1	1	0	3	3.3
at Florida	01/04/2026		05:57	1-2	.500	0-0	.000	1-2	.500	2	1	3	3.9	1	0	0	0	0	3	3.3
at Arkansas	01/08/2026		14:54	1-3	.333	0-0	.000	4-9	.444	1	1	2	3.8	5	1	0	0	1	6	3.4
Georgia	01/11/2026		13:26	0-2	.000	0-0	.000	0-0	.000	0	2	2	3.7	1	0	0	1	0	0	3.2
Texas	01/15/2026		11:37	0-0	.000	0-0	.000	1-2	.500	1	2	3	3.7	2	0	0	1	0	1	3.1
at Oklahoma	01/22/2026		10:12	1-4	.250	0-0	.000	0-0	.000	5	1	6	3.8	1	0	1	1	0	2	3.1
Vanderbilt	01/25/2026		03:49	1-1	1.000	0-0	.000	0-0	.000	0	0	0	3.6	0	0	1	0	0	2	3.0
at Auburn	01/29/2026		12:24	1-3	.333	0-0	.000	2-2	1.000	2	2	4	3.6	2	0	2	1	0	4	3.0
at Texas A&M	02/02/2026	*	05:57	0-1	.000	0-0	.000	0-0	.000	0	0	0	3.5	1	0	0	1	0	0	2.9
Mississippi St.	02/05/2026		13:51	4-6	.667	0-0	.000	0-0	.000	1	2	3	3.4	1	0	1	0	0	8	3.1

CAREER YEAR-BY-YEAR

SEASON	TEAM	GP-GS	MIN	AVG	FG-FGA	FG%	3FG-3FGA	3FG%	FT-FTA	FT%	OFF	DEF	TOT	AVG	PF-FO	A	TO	BLK	STL	PTS	AVG
2024-25	SC	23-0	87	3.8	13-31	.419	0-0	.000	10-16	.625	15	22	37	1.6	20-0	1	5	2	2	36	1.6
2025-26	SC	23-3	258	11.2	25-48	.521	0-0	.000	22-41	.537	24	55	79	3.4	27-1	5	13	18	5	72	3.1
TOTAL		46-3	345	7.5	38-79	.481	0-0	.000	32-57	.561	39	77	116	2.5	47-1	6	18	20	7	108	2.3

31

ALICIA TOURNEBIZE

6-7 • Fr. • Forward • Vichy, France
Major: International Studies



Full Bio

IG: @alicia_tbz



Career Notables

- Played in the Tango Bourges Basket program in France's premier women's professional league since U15
- Earned a spot on the club's professional roster in 2025-26 on a training-intern contract and, in her first LFB debut she scored 12 points in 12 minutes against Toulouse Metropole
- Named to the All-Star 5 at the 2025 FIBA U18 EuroBasket, leading the team in scoring (12.1 ppg) and rebounding (8.9 rpg) to rank among the tournament's top 10 in both categories
- Became the first documented French woman to dunk in a game in September 2024, and has added several others throughout her career, including a two-handed dunk in the third-place game of the 2025 FIBA U18 EuroBasket
- Mother, Isabelle Fijalkowski, played at Colorado and in the WNBA along with a decorated international career ... will be inducted into the Women's Basketball Hall of Fame (Class of 2026) following earning hall of fame status at the French Basketball Academy (2011) and FIBA (2020)

Season Highlights

- Arrived in Columbia on Jan. 1
- Dropped five of her eight points against Mississippi State (Feb. 5) in the fourth quarter, including her second career 3 with a minute remaining to extend the Gamecocks' lead to nearly 50, all while handing out a new career-high three assists in 19 minutes on the floor
- Grabbed a career-best five rebounds and her first SEC made free throw in just nine minutes on the court at Texas A&M (Feb. 2)
- Had an efficient second quarter at #16/16 Oklahoma (Jan. 22), scoring seven points in just as many minutes on the floor en route to a new high of nine points, including the first 3 of her Gamecock career
- Had a strong outing at Coppin State (Jan. 18), putting up her first career stats with eight points in addition to a block, steal, and assist
- Made college debut against #4/4 Texas, seeing five minutes of game action

Awards

International (France)

2025 FIBA U18 EuroBasket, All-Star 5
2024 FIBA U17 World Cup

Career Highs

Pts 9 at Oklahoma, 1/22/26
FG 4 at Oklahoma, 1/22/26
FGA 6, 3x, last at Auburn, 1/29/26
3FG 1, 2x, last vs. Miss. State, 2/5/26
3FGA 1, 3x, last vs. Miss. State, 2/5/26
FT 2 at Coppin State, 1/18/26
FTA 2, 2x, last at Texas A&M, 2/2/26
Reb 5 at Texas A&M, 2/2/26
Off Reb 3 at Texas A&M, 2/2/26
Blk 1, 2x, last vs. Miss. State, 2/5/26
Stl 1, 2x, last vs. Vanderbilt, 1/25/26
Asst 3 vs. Miss. State, 2/5/26
Min 19 vs. Miss. State, 2/5/26

SEC Career Highs

Pts 9 at Oklahoma, 1/22/26
FG 4 at Oklahoma, 1/22/26
FGA 6, 2x, last at Auburn, 1/29/26
3FG 1, 2x, last vs. Miss. State, 2/5/26
3FGA 1, 2x, last vs. Miss. State, 2/5/26
FT 1, 2x, last vs. Miss. State, 2/5/26
FTA 2 at Texas A&M, 2/2/26
Reb 5 at Texas A&M, 2/2/26
Off Reb 3 at Texas A&M, 2/2/26
Blk 1 vs. Miss. State, 2/5/26
Stl 1 vs. Vanderbilt, 1/25/26
Asst 3 vs. Miss. State, 2/5/26
Min 19 vs. Miss. State, 2/5/26

2025-26 GAME-BY-GAME

Opponent	Date	GS	MIN	FG-FGA	PCT	3FG-3FGA	PCT	FT-FTA	PCT	OFF	DEF	TOT	AVG	PF	A	TO	BLK	STL	PTS	AVG
Texas	01/15/2026		05:06	0-0	.000	0-0	.000	0-0	.000	0	0	0	0.0	2	0	0	0	0	0	0.0
at Coppin St.	01/18/2026		13:16	3-6	.500	0-1	.000	2-2	1.000	0	1	1	0.5	2	1	2	1	1	8	4.0
at Oklahoma	01/22/2026		14:17	4-6	.667	1-1	1.000	0-0	.000	2	1	3	1.3	4	0	1	0	0	9	5.7
Vanderbilt	01/25/2026		12:20	0-2	.000	0-0	.000	0-0	.000	1	0	1	1.3	2	0	0	0	1	0	4.3
at Auburn	01/29/2026		10:03	1-6	.167	0-0	.000	0-0	.000	1	3	4	1.8	5	0	0	0	0	2	3.8
at Texas A&M	02/02/2026		09:41	0-2	.000	0-0	.000	1-2	.500	3	2	5	2.3	2	0	3	0	0	1	3.3
Mississippi St.	02/05/2026		19:23	3-5	.600	1-1	1.000	1-1	1.000	0	3	3	2.4	4	3	0	1	0	8	4.0

CAREER YEAR-BY-YEAR

SEASON	TEAM	GP-GS	MIN	AVG	FG-FGA	FG%	3FG-3FGA	3FG%	FT-FTA	FT%	OFF	DEF	TOT	AVG	PF-FO	A	TO	BLK	STL	PTS	AVG
2025-26	SC	7-0	84/12.0	11-27	.407		2-3	.667	4-5	.800	7	10	17	2.4	21-1	4	6	2	2	28	4.0
TOTAL		7-0	84/12.0	11-27	.407		2-3	.667	4-5	.800	7	10	17	2.4	21-1	4	6	2	2	28	4.0

2025-26 BOX SCORES



Official Basketball Box Score - Final
Grand Canyon at South Carolina
 11/03/25 Colonial Life Arena, Columbia
 2025-26 Women's Basketball

Game Time: 7:00 PM
 Game Duration: 2:03
 Attendance: 15,801

Officials: Tommi Parris, Tiffany Bird, Gina Cantanarilli

Grand Canyon - 54

Record: 0-1

NO.	Name	Min	FG	3P	FT	Rebounds	Fouls	TP	AS	TO	ST	Blocks	BS	BA	+/		
1	Anisa Jeffries	F 29:58	5-10	0-3	1-1	2	3	5	3	11	1	1	0	0	0	-29	
11	Holly Griffiths	F 04:56	0-1	0-1	0-0	0	0	0	2	0	0	1	0	0	0	-6	
0	Chloe Mann	G 22:35	4-12	3-8	4-4	1	0	1	3	5	15	2	2	0	0	-24	
8	Sifa Joyeuse	G 17:45	2-9	1-6	1-2	0	4	4	2	3	6	0	1	0	1	-16	
20	Julianna LaMendola	G 18:38	1-5	0-4	0-0	1	1	2	5	2	2	2	2	0	0	-20	
54	Faith Carson	16:48	1-3	0-2	0-0	0	4	4	3	2	2	0	1	0	1	-21	
3	AleJah Douglas	26:19	4-10	3-6	5-6	1	2	3	2	4	16	0	2	0	0	1	-26
15	Favor Ayodele	10:04	0-1	0-0	0-0	2	1	3	3	1	0	0	0	0	1	1	-17
33	Ines Zouina	06:28	0-3	0-1	0-0	0	0	0	1	0	0	0	3	1	0	0	-13
6	Casey Valenti-Paea	10:08	0-4	0-1	0-0	0	1	1	0	0	0	0	1	1	0	2	-6
24	Norah Moo	17:17	0-1	0-0	1-2	2	0	2	0	1	1	0	0	0	0	0	-13
7	Karley Johnson	09:12	0-0	0-0	0-0	1	1	2	2	0	1	1	1	1	0	0	2
4	Diamond Wright	07:29	0-2	0-1	1-2	0	0	0	0	1	1	0	0	0	0	0	-8
22	Kaitlyn Elsholz	02:23	0-1	0-1	0-0	0	0	0	0	0	0	0	0	0	0	0	-1
Team						2	2	4	0	0	2						
Totals			17:62	7:34	13:17	12	19	31	26	21	54	6	17	3	3	6	-40

Major Fouls: NONE

South Carolina - 94

Record: 1-0

NO.	Name	Min	FG	3P	FT	Rebounds	Fouls	TP	AS	TO	ST	Blocks	BS	BA			
						OR	DR	OT	PF	FD							
8	Joyce Edwards	F 27:10	5-11	0-2	3-4	2	3	5	3	2	13	1	2	0	1	30	
11	Madina Okot	C 17:26	4-5	0-0	4-6	4	4	3	7	12	0	0	0	1	0	25	
00	Ta'Niya Latson	G 28:06	7-10	1-2	5-8	0	1	1	2	6	20	4	2	1	0	1	34
5	Tessa Johnson	G 32:31	8-13	3-6	0-0	1	4	5	1	2	19	3	1	1	1	0	38
25	Raven Johnson	G 25:48	4-6	3-5	0-0	0	8	8	2	0	11	7	1	3	0	0	23
1	Maddy McDaniel	07:41	1-2	1-1	0-0	0	0	0	2	1	3	2	0	0	0	1	15
44	Agot Makeer	19:06	1-3	1-2	2-2	0	2	4	2	5	2	3	0	3	0	8	15
30	Maryam Dauda	09:58	0-0	0-0	0-0	0	2	2	1	0	0	0	0	0	0	0	1
24	Ayla McDowell	17:29	3-5	0-1	3-4	1	1	2	2	4	9	0	2	1	0	0	10
15	Adhel Tac	14:45	1-2	0-0	0-1	1	5	6	1	2	2	0	0	0	1	0	16
Team						0			3			0					
Totals			34:57	9:19	17:25	5	33	38	21	26	94	11	6	6	3	40	

Major Fouls: NONE

		CLM	USC
Biggest lead	0 (1 st 10:00)	41 (4 th 2:19)	
Best Scoring Run	5 (2 nd 3:25)	15 (1 st 0:32)	
Lead Changes	0		
Times Tied	0		
Time with Lead	00:00	39:49	

		CLM	USC
Points from Turnovers		10	22
Paint		18	40
Second Chance		15	14
Fast Breaks		2	32
Bench		20	19

Period by Period Scoring					
	1st	2nd	3rd	4th	TOT
GCU	10	21	16	7	54
USC	29	31	19	15	94

		CLM	USC
Shooting By Period			
1 st FG%	10-16	62.5%	
3PT%	4-9	44.4%	
FT%	5-7	71.4%	
2 nd FG%	12-17	70.6%	
3PT%	5-7	71.4%	
FT%	3-4	75%	
3 rd FG%	6-12	50.0%	
3PT%	0-2	0.0%	
FT%	7-11	63.6%	
4 th FG%	6-12	50.0%	
3PT%	0-1	0.0%	
FT%	3-4	75%	
GM FG%	34-57	59.6%	
3PT%	9-19	47.4%	
FT%	17-25	68.0%	

Dead Ball Rebounds: 5, 1



Official Basketball Box Score - Final
Bowling Green at South Carolina
 11/07/25 Colonial Life Arena, Columbia
 2025-26 Women's Basketball

Game Time: 7:00 PM
 Game Duration: 1:46
 Attendance: 16,549

Officials: Natasha Camy, Jeffrey Smith, Chris Saucido

Bowling Green - 47

Record: 1-1

NO.	Name	Min	FG	3P	FT	Reb	Obt	Fouls	TP	AS	TO	ST	Blocks	BS	BA		
11	Taya Ellis	F 17:00	0-5	0-0	0-0	2	2	4	2	0	0	1	2	2	0	1	-32
22	Lauren Gerken	F 15:32	1-9	1-7	0-0	1	0	1	3	0	3	0	0	1	0	-31	
3	Johnna Donahue	G 34:36	4-15	0-1	1-2	3	1	4	0	3	9	1	4	5	0	3	-56
10	Paige Kohler	G 35:42	3-15	1-5	0-0	0	0	0	3	2	7	5	1	0	0	1	-63
12	Ky Aira Miller	G 26:07	2-7	2-4	0-0	1	1	2	3	1	6	0	2	0	0	1	-52
8	Joniya Bland-Fitzpatrick	27:15	3-11	0-1	4-4	2	0	2	4	3	10	0	2	1	0	4	-45
2	Emily Siesel	16:09	1-4	1-4	0-0	1	1	2	3	0	3	2	1	2	0	1	-23
33	Kendal Mowley	04:12	0-0	0-0	0-0	0	0	0	0	0	0	0	0	0	1	0	-7
4	Jaedyn Cook	08:50	2-3	0-0	0-0	0	1	1	1	0	4	0	0	0	0	1	-7
20	Jasmine Fearnie	07:05	1-4	0-3	0-0	1	1	2	1	0	2	0	0	0	0	0	-9
0	Laila Harrison	05:10	0-0	0-0	0-0	0	0	0	0	0	0	0	0	0	0	0	-9
13	Sofia Moschen	02:16	1-1	1-1	0-0	0	0	0	0	0	3	0	0	0	0	0	-1
Team						6			1			7			0		
Totals			18:74	6:26	5:6	17	8	25	20	9	47	9	18	11	2	1	-67

Major Fouls: NONE

Dead Ball Rebounds: 3, 2

South Carolina - 114

Record: 2-0

NO.	Name		Min	FG	3P	FT	Reb	FOULS	TP	AS	TO	ST	Blocks	BS	BA			
				M-A	M-A	M-A	OR	DR	PF	FF								
8	Joyce Edwards	F	25:10	11-12	0-0	2-3	3	1	4	0	3	24	3	0	0	3	42	
11	Madina Okot	C	21:36	6-9	0-0	1-1	4	7	11	0	2	13	2	0	1	4	48	
00	Ta'Niya Latson	G	31:29	5-11	0-2	7-7	0	4	4	2	4	17	4	1	0	1	54	
5	Tessa Johnson	G	26:59	6-11	2-5	0-0	2	5	7	2	1	14	3	5	0	0	44	
25	Raven Johnson	G	23:00	4-7	1-2	2-2	5	5	2	1	11	11	2	3	0	0	42	
44	Agot Makeer		15:45	4-6	1-2	3-5	1	2	3	0	3	12	0	2	1	1	25	
30	Maryam Dauda		20:53	2-3	0-0	5-6	4	4	8	1	3	9	0	2	1	0	28	
24	Ayla McDowell		22:47	3-5	2-3	3-4	1	2	3	1	1	11	2	2	2	0	36	
15	Adhel Tac		12:21	1-2	0-0	1-2	1	1	2	1	3	2	0	1	1	0	16	
Team							0	6	6	0	0	0						
Totals				42:66	6:14	24:30	16	37	53	9	20	114	26	14	9	11	2	67

Major Fouls: NONE

Dead Ball Rebounds: 4, 0

		CLM	USC
Biggest lead	2 (1 st 9:21)	68 (4 th 3:31)	
Best Scoring Run	4 (3 rd 1:37)	16 (4 th 3:31)	
Lead Changes	1		
Times Tied	1		
Time with Lead	00:19	37:59	

		CLM	USC
Points from Turnovers		13	21
Paint		18	66
Second Chance		4	20
Fast Breaks		2	37
Bench		22	35

Period by Period Scoring					
	1st	2nd	3rd	4th	TOT
BGU	7	12	16	12	47
USC	27	28	31	28	114



Official Basketball Box Score - Final
Clemson at South Carolina
 11/11/25 Colonial Life Arena, Columbia
 2025-26 Women's Basketball

Game Time: 6:00 PM
 Game Duration: 1:36
 Attendance: 16,923

Officials: Katie Lukanich, Denise Brooks, Brandon Entine

Clemson - 37

Record: 2-1

NO.	Name		Min	FG	3P	FT	Rebounds	Fouls	TP	AS	TO	ST	Blocks		+/			
				M	A	M	A	OR	DR	TOT	FF	FB	BS	BA				
25	Demeara Hinds	F	17:54	3-6	0-0	2-2	4	4	8	4	2	8	1	2	0	1	-10	
32	Raven Thompson	F	20:15	0-1	0-0	0-0	0	3	3	2	1	0	2	1	0	0	-17	
10	Taylor Johnson-Matthews	G	25:58	3-12	1-6	2-2	1	3	4	0	1	9	0	2	1	0	3	-22
12	Mia Moore	G	25:48	2-10	1-3	0-0	0	4	4	1	1	5	0	1	0	0	3	-29
14	Rachael Rose	G	29:15	3-7	0-4	0-0	0	1	1	2	2	6	1	0	0	0	1	-17
21	Hadley Periman		35:07	1-5	1-5	0-0	1	1	2	2	3	3	1	4	1	0	0	-20
11	Rusne Augustinaitis		24:31	1-12	1-8	0-0	0	4	4	0	3	2	0	0	0	0	2	-3
5	Hannah Kohn		14:57	1-7	1-7	0-0	0	0	0	1	0	3	0	1	0	0	0	-11
31	Morgan Lee		02:27	0-0	0-0	0-0	0	0	0	2	0	0	0	0	0	0	0	-5
0	Holland Harris		03:50	0-1	0-0	0-0	0	0	0	0	0	0	0	0	0	0	0	-6
Team							4	1	5	0	0	0	2					
Totals				14-61	5-33	4-4	10	21	31	14	10	37	9	10	5	1	0	28

2025-26 BOX SCORES



Official Basketball Box Score - Final
Winthrop at South Carolina
11/25/25 Colonial Life Arena, Columbia
2025-26 Women's Basketball

Game Time: 7:00 PM
Game Duration: 1:47
Attendance: 15,787

Officials: Gina Cross, Charles Watson, Deanna Jackson

Winthrop - 56

Record: 2-2

NO.	Name	Min	FG	3P	FT	Rebounds	Fouls	TP	AS	TO	ST	Blocks	+/
			M-A	M-A	M-A	OR DR TOT	PF FD					BS BA	
11	Naomi Wilson	F 17:55	3-4	0-0	1-2	2 2 4	4 3 7	0	2	0	0	0 0	-20
3	Madison Ruff	G 13:43	4-10	0-0	2-3	1 2 3	2 6 10	0	0	1	0	2 -3	
13	Mya Pierfax	G 33:09	6-12	4-8	0-0	1 0 1	0 0 16	2	4	1	0	0 2	-46
15	Amourie Porter	G 28:39	3-14	0-2	4-4	3 1 4	3 2 10	2	1	0	0	1 -45	
22	Cori Lard	G 25:29	2-8	1-4	0-0	1 2 3	5 0 5	1	2	0	0	0 -29	
7	Riyah Wilson	30:22	2-7	2-5	0-0	2 1 3	1 1 6	1	3	0	0	1 -47	
20	Tocarra Johnson	15:07	0-4	0-0	0-0	0 0 0	4 0 0	0	1	0	0	1 -19	
21	Persais Williams	21:25	1-5	0-0	0-0	2 0 2	1 1 2	2	0	0	0	1 -28	
5	Mya Hamilton	14:11	0-2	0-2	0-0	0 0 0	0 0 0	0	0	0	0	0 -13	
Team			3 1 4			0 0 0			0 1 2				
Totals			21-66			7-21 7-9			15 9 24			20 13 56	

Major Fouls: NONE

Shooting By Period		
1 st FG%	5-16	31.3%
3PT%	2-6	33.3%
FT%	3-3	100%
2 nd FG%	4-20	20.0%
3PT%	2-5	40.0%
FT%	2-2	100%
3 rd FG%	8-18	44.4%
3PT%	1-4	25.0%
FT%	1-2	50%
4 th FG%	4-12	33.3%
3PT%	2-6	33.3%
FT%	1-2	50%
GM FG%	21-66	31.8%
3PT%	7-21	33.3%
FT%	7-9	77.8%

Dead Ball Rebounds: 4-0

South Carolina - 106

Record: 5-0

NO.	Name	Min	FG	3P	FT	Rebounds	Fouls	TP	AS	TO	ST	Blocks	+/
			M-A	M-A	M-A	OR DR TOT	PF FD					BS BA	
8	Joyce Edwards	F 27:33	9-13	0-0	4-6	3 2 5	1 5 22	1	2	1	0	0 40	
11	Madina Okot	C 25:16	10-12	0-0	3-4	5 5 11	2 2 23	3	2	1	3	0 36	
00	Ta'Niya Latson	G 25:03	8-11	2-4	6-8	1 4 5	1 5 24	4	2	1	0	0 31	
5	Tessa Johnson	G 29:21	3-8	3-7	0-0	1 1 2	1 9 11	0	0	1	0	1 28	
25	Raven Johnson	G 21:20	1-4	0-3	1-2	0 4 4	2 2 3	10	1	0	1	0 33	
30	Maryam Dauda	11:43	0-2	0-1	0-2	0 1 1	2 2 0	1	1	0	1	0 -7	
44	Agot Makeer	21:17	6-10	0-1	0-0	3 4 7	2 1 12	4	0	2	0	0 23	
24	Ayla McDowell	25:43	3-4	0-1	1-1	2 2 4	0 0 1	7	1	0	1	0 38	
15	Adhel Tac	12:44	3-3	0-0	0-0	1 4 5	2 0 6	0	0	0	0	1 14	
Team			2 1 3			0 0 0			0 1 1				
Totals			43-67			5-17 15-24			18 28 46			20 13 106	

Major Fouls: NONE

Shooting By Period		
1 st FG%	10-13	76.9%
3PT%	0-1	0.0%
FT%	8-8	100%
2 nd FG%	13-17	76.5%
3PT%	3-5	60.0%
FT%	4-8	50%
3 rd FG%	10-18	55.6%
3PT%	2-7	28.6%
FT%	2-4	50%
4 th FG%	10-19	52.6%
3PT%	0-4	0.0%
FT%	1-4	25%
GM FG%	43-67	64.2%
3PT%	5-17	29.4%
FT%	15-24	62.5%

Dead Ball Rebounds: 6-0

	WIN	USC
Biggest lead	2 (1 st 9:33)	52 (4 th 1:09)
Best Scoring Run	3 (1 st 3:40)	12 (2 nd 5:24)
Lead Changes	1	
Times Tied	1	
Time with Lead	00:08	38:56

Points from	WIN	USC
Turnovers	8	26
Paint	20	70
Second Chance	17	27
Fast Breaks	7	33
Bench	8	25

Period by Period Scoring	1st	2nd	3rd	4th	TOT
WIN	15	12	18	11	56
USC	28	33	24	21	106



Official Basketball Box Score - Final
Queens (NC) at South Carolina
11/23/25 Colonial Life Arena, Columbia
2025-26 Women's Basketball

Game Time: 2:00 PM
Game Duration: 1:51
Attendance: 15,222

Officials: Maggie Terman, Adrienne Gilmore, Kevin Fahy

Queens (NC) - 49

Record: 3-3

NO.	Name	Min	FG	3P	FT	Rebounds	Fouls	TP	AS	TO	ST	Blocks	+/
			M-A	M-A	M-A	OR DR TOT	PF FD					BS BA	
5	Brenae Jones-Grant	F 25:05	3-11	1-4	3-4	4 3 7	3 2 10	1	2	0	0	4 -34	
21	Hannah Hicks	F 21:08	0-4	0-0	1-2	1 0 1	1 4 1	1	0	0	0	2 -46	
3	Jermamy Mapp	G 25:41	3-13	1-2	2-2	0 2 2	1 1 1	9	2	4	1	0 1 -60	
10	Ana Barreto	G 22:49	2-12	2-6	0-0	0 1 1	2 0 6	2	2	2	0	1 -44	
22	Dayana Colvin	G 20:56	1-6	1-2	2-2	0 2 2	2 1 5	3	5	0	0	1 -38	
8	Tamar Kogelovich	10:58	2-3	1-2	0-0	1 0 1	5 0 5	1	1	0	0	0 -21	
31	Bresh Franks	18:38	1-2	0-0	0-0	2 1 3	4 1 2	1	1	0	1	0 -26	
6	Magda Freire	09:54	1-3	0-2	0-0	0 0 0	2 0 2	0	3	1	0	2 -25	
11	Imani Morris	06:53	0-2	0-0	0-0	0 0 0	5 2 0	0	1	0	0	0 -18	
9	Kelley Hutcherson	23:05	1-6	1-3	0-0	0 0 0	0 0 1	3	1	0	1	0 -32	
1	Alyssa Lewis	14:52	2-8	2-7	0-0	0 2 2	0 0 6	0	1	0	0	0 -16	
Team			4 2 6			0 0 0			0 1 1				
Totals			16-70			9-28 8-10			12 13 25			25 12 49	

Major Fouls: NONE

Shooting By Period		
1 st FG%	1-15	6.7%
3PT%	1-3	33.3%
FT%	2-2	100%
2 nd FG%	5-17	29.4%
3PT%	3-9	33.3%
FT%	1-2	50%
3 rd FG%	5-18	27.8%
3PT%	4-5	80.0%
FT%	2-2	100%
4 th FG%	5-20	25.0%
3PT%	1-11	9.1%
FT%	3-4	75%
GM FG%	16-70	22.9%
3PT%	9-28	32.1%
FT%	8-10	80.0%

Dead Ball Rebounds: 3-2

South Carolina - 121

Record: 6-0

NO.	Name	Min	FG	3P	FT	Rebounds	Fouls	TP	AS	TO	ST	Blocks	+/
			M-A	M-A	M-A	OR DR TOT	PF FD					BS BA	
8	Joyce Edwards	F 25:10	9-11	0-0	7-9	2 2 4	3 8 25	3	1	2	2	0 46	
11	Madina Okot	C 19:16	5-8	0-1	4-4	2 10 12	1 2 14	0	0	2	3	0 41	
00	Ta'Niya Latson	G 27:40	9-11	2-2	4-5	0 2 2	1 3 24	5	2	3	1	0 50	
5	Tessa Johnson	G 21:21	5-8	3-5	0-0	1 1 0	0 13	5	1	0	0	0 36	
25	Raven Johnson	G 22:09	5-6	2-2	0-0	0 2 2	2 0 10	12	7	2	3	2 0 39	
44	Agot Makeer	19:49	1-5	0-4	2-2	0 3 3	1 1 4	1	1	1	1	0 39	
1	Maddy McDaniel	12:16	1-2	0-0	0-0	0 1 1	1 2 2	3	0	1	1	0 18	
24	Ayla McDowell	16:45	1-4	1-4	4-4	2 3 5	1 4 7	1	0	1	1	0 34	
30	Maryam Dauda	16:45	4-7	0-2	1-2	0 5 5	2 1 9	0	2	0	1	0 34	
15	Adhel Tac	18:49	3-3	0-0	5-8	1 9 10	0 4 11	1	2	1	1	0 23	
Team			3 3 6			0 0 0			0 0 0				
Totals			43-65			8-20 27-34			10 41 51			12 25 121	

Major Fouls: NONE

Shooting By Period		
1 st FG%	10-16	62.5%
3PT%	0-2	0.0%
FT%	9-10	90%
2 nd FG%	10-13	76.9%
3PT%	5-5	100%
FT%	6-8	75%
3 rd FG%	13-22	59.1%
3PT%	3-9	33.3%
FT%	1-2	50%
4 th FG%	10-14	71.4%
3PT%	2-4	50.0%
FT%	11-14	78.6%
GM FG%	43-65	66.2%
3PT%	8-20	40.0%
FT%	27-34	79.4%

Dead Ball Rebounds: 4-0

	QUE	USC
Biggest lead	0 (1 st 10:00)	74 (4 th 1:12)
Best Scoring Run	6 (4 th 9:27)	28 (2 nd 8:50)
Lead Changes	0	
Times Tied	2	
Time with Lead	00:00	38:55

Points from	QUE	USC
Turnovers	12	22
Paint	12	66
Second Chance	13	11
Fast Breaks	13	56
Bench	18	33

Period by Period Scoring	1st	2nd	3rd	4th	TOT
QUE	5	14	16	14	49
USC	29	29	30	33	121



Official Basketball Box Score - Final
South Carolina at Duke
11/20/25 Michelé ULTRA Arena, Las Vegas
2025-26 Women's Basketball

Game Time: 4:30 PM
Game Duration: 1:56
Attendance: 2,380

Officials: Tiffany Bird, Fatou Cissoko-Stephens, Ray Gubeyan

South Carolina - 83

Record: 7-0

NO.	Name	Min	FG	3P	FT	Rebounds			Fouls	TP	AS	TO	ST	Blocks	BS	BA	
			M-A	M-A	M-A	OR	DR	TOT	PF	FD							
8	Joyce Edwards	F 31:51	9-18	0-1	4-5	1	5	6	1	3	22	6	1	3	0	1	10
11	Madina Okot	C 30:32	11-18	0-1	1-2	5	8	13	2	23	2	3	4	2	2	14	
00	Ta'Niya Latson	G 25:57	6-13	0-2	0-0	0	1	1	2	0	12	2	1	0	0	1	5
5	Tessa Johnson	G 31:32	2-6	1-2	0-0	0	1	1	0	0	12	0	1	1	0	0	18
25	Raven Johnson	G 25:45	3-8	0-2	4-5	3	2	5	3	3	10	6	1	0	0	0	15
15	Athel Tac	07:02	0-0	0-0	2-2	1	0	1	1	2	0	1	0	0	0	0	-3
1	Maddy McDaniel	19:21	2-3	0-1	1-2	0	1	1	0	2	5	1	1	0	0	2	2
30	Maryam Dauda	10:35	0-1	0-0	0-0	2	4	6	3	0	0	0	0	0	0	0	13
44	Agot Maker	16:24	2-6	0-1	0-0	1	3	4	1	0	4	1	0	0	0	0	9
24	Ayla McDowell	01:31	0-2	0-0	0-0	0	0	0	0	0	0	0	0	0	0	0	-1
Team						2	3	5	0	0	0	0	0				

2025-26 BOX SCORES



Official Basketball Box Score - Final
South Carolina at Louisville
 12/04/25 KYFCU Center, Louisville, KY
 2025-26 Women's Basketball

Game Time: 7:02 PM
 Game Duration: 1:56
 Attendance: 10,012

Officials: Maj Forsberg, Pulant Sparklock, Billy Smith

South Carolina - 79

Record: 9-1

NO.	Name	Min	FG	3P	FT	Rebounds	Fouls	TP	AS	TO	ST	Blocks	+/-
			M-A	M-A	M-A	OR DR TOT	PF	FD				BS BA	
8	Joyce Edwards	F 35:17	5-12	1-1	1-2	1 4 5	1 3	12	0	3	3	0 0	-1
11	Madina Okot	C 32:38	10-16	0-0	3-7	3 10 13	2 4	23	2	4	0	0 0	-1
00	Ta'Niya Latson	G 38:19	3-9	1-4	2-2	0 1 1	2 1	9	5	1	0 0	1 1	
5	Tessa Johnson	G 38:10	7-13	4-7	2-2	2 5 7	1 4	20	3	1	0	0 4	
25	Raven Johnson	G 38:18	4-7	1-2	2-2	1 3 4	2 2	11	8	1	0	1 0	1
1	Maddy McDaniel	05:13	0-1	0-1	0-0	0 1 1	0 1	0	0	0	1	0 0	0
15	Adhel Tac	03:23	0-1	0-0	1-2	1 0 1	1 1	1	0	0	0	0 0	2
24	Ayla McDowell	08:42	1-2	1-1	0-0	2 0 2	1 0	3	1	1	0	0 0	2
Team						0 0 0	0	0	0	1			
Totals			30-61	8-16	11-17	10 24 34	10 16	79	19	12	4	1 1	2

Major Fouls: NONE

Shooting By Period	
1 st FG%	12-19 63.2%
3PT%	2-4 50.0%
FT%	1-1 100%
2 nd FG%	6-11 54.5%
3PT%	2-3 66.7%
FT%	4-6 66.7%
3 rd FG%	6-14 42.9%
3PT%	3-6 50.0%
FT%	3-4 75%
4 th FG%	6-17 35.3%
3PT%	1-3 33.3%
FT%	3-6 50%
GM FG%	30-61 49.2%
3PT%	8-16 50.0%
FT%	11-17 64.7%

Dead Ball Rebounds: 4-0

Louisville - 77

Record: 7-3

NO.	Name	Min	FG	3P	FT	Rebounds	Fouls	TP	AS	TO	ST	Blocks	+/-
			M-A	M-A	M-A	OR DR TOT	PF	FD				BS BA	
0	Laura Ziegler	F 25:35	0-2	0-0	0-0	1 3 4	2 0	0	1	4	0	0 0	-3
4	Mackeny Randolph	F 12:05	1-2	0-0	0-0	2 0 2	1 0	2	0	0	0	0 0	-11
9	Aranya Herdy	F 22:49	3-4	0-0	0-0	2 3 5	4 1	6	0	0	1	0 0	-1
11	Elif Istanbuloglu	F 34:06	6-10	2-6	1-2	7 9 2	4 15	11	1	0	0	0 1	
22	Tajanna Roberts	G 31:45	8-18	4-8	0-0	1 3 4	2 0	20	3	2	0	0 1	-3
1	Reyna Scott	37:14	6-13	1-2	2-2	1 2 3	2 2	15	4	3	1	0 0	-3
2	Imari Berry	17:04	2-7	1-3	2-2	0 4 4	0 1	7	2	1	1	0 0	2
23	Skylar Jones	19:22	5-9	1-2	1-4	1 1 2	3 2	12	0	0	1	0 0	8
Team						1 0 1	0	0	1				
Totals			31-65	9-23	6-10	11 23 34	16 10	77	11	12	3	1 1	-2

Major Fouls: NONE

Shooting By Period	
1 st FG%	12-19 63.2%
3PT%	1-5 20.0%
FT%	0-0 0%
2 nd FG%	5-12 41.7%
3PT%	3-6 50.0%
FT%	1-2 50%
3 rd FG%	9-16 56.3%
3PT%	2-4 50.0%
FT%	3-6 50%
4 th FG%	5-18 27.8%
3PT%	3-8 37.5%
FT%	2-2 100%
GM FG%	31-65 47.7%
3PT%	9-23 39.1%
FT%	6-10 60.0%

Dead Ball Rebounds: 3-0

SC		LOU	
Biggest lead	11 (3 rd 8:59) 5 (4 th 4:23)	Points from Turnovers	11 13
Best Scoring Run	8 (2 nd 9:19) 9 (4 th 8:55)	Paint	36 30
Lead Changes	13	Second Chance	6 10
Times Tied	6	Fast Breaks	0 6
Time with Lead	25:45 11:03	Bench	4 34

Period by Period Scoring					
	1st	2nd	3rd	4th	TOT
SC	27	18	18	16	79
LOU	25	14	23	15	77



Official Basketball Box Score - Final
N.C. Central at South Carolina
 12/07/25 Colonial Life Arena, Columbia
 2025-26 Women's Basketball

Game Time: 12:00 PM
 Game Duration: 1:59
 Attendance: 15,577

Officials: Brian Garland, Cori Chambers, Kyle Bacon

N.C. Central - 42

Record: 1-8

NO.	Name	Min	FG	3P	FT	Rebounds	Fouls	TP	AS	TO	ST	Blocks	+/-
			M-A	M-A	M-A	OR DR TOT	PF	FD				BS BA	
15	Dianna Blake	F 28:14	1-2	0-0	0-0	1 4 5	4 1	2	0	3	1	0 0	-37
24	Aniya Finger	F 20:30	4-13	1-3	0-0	0 1 1	5 0	9	0	0	0	0 0	-32
2	Victoria Morris	G 21:36	3-8	0-0	0-0	2 2 4	1 2	6	1	4	0	1 2	-26
4	Tierney Coleman	G 20:13	5-8	4-6	0-1	3 1 4	2 2	14	1	3	2	0 1	-33
23	Najah Lane	G 35:12	1-6	0-1	1-2	0 2 2	0 2	3	6	9	0	0 1	-58
5	Nia Young	12:50	0-3	0-2	1-2	0 0 0	4 1	1	1	4	0	0 1	-21
22	Madigene Pene	16:00	0-3	0-0	0-2	0 2 0	2 0	0	0	1	1	0 1	-19
10	Shakira Foster	18:07	0-2	0-0	0-0	1 2 3	2 0	0	0	6	0	0 0	-31
0	Aysia Hinton	06:22	1-2	1-2	0-0	0 0 0	0 1	3	0	0	0	0 1	-9
11	Amaya Harris	09:13	0-1	0-1	2-2	0 0 0	2 1	2	0	3	0	0 0	-28
12	Aaliyah Grant	01:12	0-0	0-0	0-0	0 0 0	0 0	0	0	0	0	0 0	-4
20	Natalie Jasper	08:22	1-5	0-2	0-0	0 0 0	0 4	2	0	0	0	1 2	-16
13	Kendall Alexander	02:09	0-1	0-0	0-0	0 0 0	0 0	0	0	0	0	0 1	-6
Team						6 1 7	0	0	3				
Totals			16-54	6-19	4-7	15 13 28	24 10	42	9	36	4	2 10	-64

Major Fouls: NONE

South Carolina - 106

Record: 9-1

NO.	Name	Min	FG	3P	FT	Rebounds	Fouls	TP	AS	TO	ST	Blocks	+/-
			M-A	M-A	M-A	OR DR TOT	PF	FD				BS BA	
8	Joyce Edwards	F 33:38	9-11	0-0	7-10	4 6 10	3 7	25	6	7	4	3 1	57
15	Adhel Tac	F 21:59	0-3	0-0	2-2	1 2 3	1 1	2	0	1	0	1 1	31
11	Madina Okot	C 10:53	5-9	0-0	0-1	7 2 9	0 1	10	1	2	1	1 0	11
00	Ta'Niya Latson	G 34:39	11-18	5-6	5-5	1 3 4	2 5	32	2	0	3	1 0	54
25	Raven Johnson	G 29:24	2-9	1-5	2-2	1 2 3	0 1	7	5	3	6	1 0	46
1	Maddy McDaniel	24:16	0-2	0-1	8-10	1 2 3	2 5	8	3	0	2	0 0	38
24	Ayla McDowell	26:56	5-9	5-7	1-2	0 2 2	2 1	16	0	3	0	0 0	52
30	Maryam Dauda	18:15	2-6	0-2	2-2	3 4 7	0 3	6	0	2	0	3 0	31
Team						4 0 4	0	0	1				
Totals			34-67	11-21	27-34	22 23 45	10 24	106	19	17	16	10	64

Major Fouls: NONE

NCC		USC	
Biggest lead	3 (1 st 6:57) 64 (4 th 0:37)	Points from Turnovers	9 42
Best Scoring Run	7 (4 th 4:32) 30 (3 rd 2:13)	Paint	18 42
Lead Changes	4	Second Chance	2 20
Times Tied	1	Fast Breaks	12 38
Time with Lead	01:56 37:17	Bench	8 30

Period by Period Scoring					
	1st	2nd	3rd	4th	TOT
NCC	14	11	2	15	42
USC	26	20	28	32	106



Official Basketball Box Score - Final
Penn St. at South Carolina
 12/14/25 Colonial Life Arena, Columbia
 2025-26 Women's Basketball

Game Time: 3:30 PM
 Game Duration: 1:52
 Attendance: 15,001

Officials: Natasha Camy, Kevin Penhelt, Kristen Bell

Penn St. - 55

Record: 6-4

NO.	Name	Min	FG	3P	FT	Rebounds	Fouls	TP	AS	TO	ST	Blocks	+/-
			M-A	M-A	M-A	OR DR TOT	PF	FD				BS BA	
44	Gracie Merkle	C 23:43	4-6	0-0	1-2	5 4 9	5 1	9	1	0	0	0 1	-31
3	Moriah Murray	G 36:53	1-11	1-9	0-0	0 5 5	1 0	3	2	2	0	0 0	-38
19	Tea Cleante	G 28:27	1-5	1-4	0-0	2 1 3	2 0	3	1	4	2	1 0	-25
23	Kiyomi McMiller	G 34:40	9-27	2-6	2-4	2 4 6	3 3	22	3	8	1	0 1	-29
24	Shayla Smith	G 24:09	6-13	0-3	1-4	2 7 9	1 4	13	0	4	0	0 2	-35
14	Amiya Evans	G 17:15	1-4	0-0	0-0	4 1 5	1 0	2	1	1	0	0 1	-11
10	Vitoria Santana	04:29	1-2	1-2	0-0	0 1 1	2 0	3	0	2	0	0 0	-10
2	Shaelyn Steele	13:22	0-3	0-2	0-0	3 2 5	0 0	0	1	2	0	0 0	-9
8	Nyla McFadden	06:13	0-0	0-0	0-0	0 3 3	1 1	0	0	0	1	0 0	-7
7	Viktoria Ranasavljevic	01:40	0-0	0-0	0-0	0 0 0	0 0	0	1	0	0	0 0	-2
25	Rachael Okokoh	09:10	0-2	0-0	0-0	2 0 2	4 1	0	1	1	0	0 0	-3
Team						2 1 3	0	0	0				
Totals			23-73	5-26	4-10	22 29 51	20 10	55	10	26	3	2 5	-40

Major Fouls: NONE

Dead Ball Rebounds: 4-0

South Carolina - 95

Record: 10-1

NO.	Name	Min	FG	3P	FT	Rebounds	Fouls	TP	AS	TO	ST	Blocks	+/-
			M-A	M-A	M-A	OR DR TOT	PF	FD				BS BA	
8	Joyce Edwards	F 32:59	13-20	1-1	2-6	2 2 4	1 5	29	5	0	6	4 0	32
15	Adhel Tac	F 14:31	1-3	0-0	0-2	2 1 3	2 2	2	0	1	0	0 0	32
00	Ta'Niya Latson	G 35:16	5-14	1-7	7-7	0 6 6	1 6	18	8	1	4	1 1	35
5	Tessa Johnson	G 25:41	6-15	1-5	2-4	1 5 6	0 2	15	1	1	1	0 0	32
25	Raven Johnson	G 31:21	6-8	1-3	2-2	1 6 7	2 1	15	4	0	3	0 0	36
1	Maddy McDaniel	21:27	3-6	2-3	1-3	1 3 4	2 2	9	2	1	1	0 1	18
30	Maryam Dauda	18:12	1-2	0-0	1-4	0 0 3	1 2	3	0	1	1	0 0	24
24	Ayla McDowell	20:33	2-5	0-2	0-0	3 1 4	1 0	4	0	0	0	0 0	13
Team						0 6 6	0	0	0				
Totals			37-73	6-21	15-28	13 30 43	10 20	95	20	5	17	5 2	40

2025-26 BOX SCORES



Official Basketball Box Score - Final
South Carolina at FGCU
 12/20/25 Alco Arena, Fort Myers
 2025-26 Women's Basketball

Game Time: 2:00 PM
 Game Duration: 1:48
 Attendance: 3,527

Officials: Luis Gonzalez, Jerrelle Oliver, Algenise Carr

South Carolina - 105

Record: 12-1

NO.	Name	Min	FG	3P	FT	Rebounds	Fouls	TP	AS	TO	ST	Blocks	BS	BA
			M-A	M-A	M-A	OR DR TOT	PF FD							
8	Joyce Edwards	F 26:48	14-19	0-0	1-2	7	3	10	3	4	29	2	3	2
11	Madina Okot	C 25:04	12-16	1-1	2-5	7	5	12	2	4	27	2	1	1
00	Ta'Niya Latson	G 29:45	5-11	0-3	5-6	0	5	0	4	15	7	2	0	0
5	Tessa Johnson	G 22:11	3-4	2-3	1-2	0	4	1	1	9	4	1	0	0
25	Raven Johnson	G 20:04	1-5	0-1	0-0	3	0	3	3	2	2	2	3	0
30	Maryam Dauda	18:29	5-7	2-4	0-0	1	2	3	1	1	12	1	2	0
1	Maddy McDaniell	18:26	2-4	0-2	0-0	0	4	4	0	1	4	2	0	1
24	Ayila McDowell	23:42	1-4	1-4	0-0	0	0	0	2	0	3	2	1	2
15	Adhel Tac	15:31	2-2	0-0	0-2	1	3	4	0	1	4	0	0	1
Team						2	4	6	0	0	0	0	0	0
Totals			45-72	6-18	9-17	21	30	51	12	17	105	22	12	9

Major Fouls: NONE

Shooting By Period	
1 st FG%	11-18 61.1%
3PT%	2-4 50.0%
FT%	0-0 0%
2 nd FG%	13-18 72.2%
3PT%	0-1 0.0%
FT%	3-4 75%
3 rd FG%	11-21 52.4%
3PT%	0-5 0.0%
FT%	4-7 57.1%
4 th FG%	10-15 66.7%
3PT%	4-8 50.0%
FT%	2-6 33.3%
GM FG%	45-72 62.5%
3PT%	6-18 33.3%
FT%	9-17 52.9%

Dead Ball Rebounds: 2, 1

FGCU - 43

Record: 3-6

NO.	Name	Min	FG M-A	3P M-A	FT M-A	Rebounds OR DR TOT	Fouls PF FD	TP	AS	TO	ST	Blocks BS BA	+/-				
0	Nay Station	F 25:49	1-5	1-2	5-5	0	1	1	4	3	8	0	2	0	1	-35	
13	Jaleil Pillow	F 11:30	0-1	0-0	0-0	1	0	1	3	2	0	0	2	1	0	-7	
3	Cerina Rolle	G 27:21	4-12	2-8	0-0	5	5	3	2	10	0	3	1	0	0	-31	
4	Karina Gordon	G 30:05	1-4	0-3	1-1	1	2	1	1	3	1	1	0	0	0	-44	
11	Sinai Douglas	G 30:48	5-12	4-9	0-0	1	1	1	1	14	1	2	1	0	1	-49	
34	Anna Mortag	19:56	1-8	0-6	0-0	0	1	1	1	0	2	2	3	0	0	-44	
7	Maca Retamales	13:18	1-6	0-5	0-0	0	0	0	2	0	2	2	2	0	0	-30	
21	Eve Alexander	17:31	1-3	0-1	2-2	3	0	3	2	2	4	0	1	0	1	-24	
15	Shameir Quimby	09:12	0-0	0-0	0-0	0	0	0	0	0	1	1	0	0	0	-13	
23	Jordan Campbell	10:47	0-1	0-0	0-0	0	1	1	0	0	0	0	1	0	0	-23	
20	Airah Lavy	03:43	0-0	0-0	0-0	0	0	0	0	0	0	0	0	0	0	-10	
Team						1	2	3	0	0	0	2					
Totals			14-52	7-34	8-8	6	12	18	17	12	43	7	20	3	2	3	-62

Major Fouls: NONE

Shooting By Period	
1 st FG%	4-13 30.8%
3PT%	3-9 33.3%
FT%	0-0 0%
2 nd FG%	4-14 28.6%
3PT%	1-8 12.5%
FT%	1-1 100%
3 rd FG%	1-11 9.1%
3PT%	1-7 14.3%
FT%	7-7 100%
4 th FG%	5-14 35.7%
3PT%	2-10 20.0%
FT%	0-0 0%
GM FG%	14-52 26.9%
3PT%	7-34 20.6%
FT%	8-8 100.0%

Dead Ball Rebounds: 1, 0

	USC	FGC					Period by Period Scoring						
Biggest lead	62 (4 th 0:27)	4 (1 st 7:58)	Points from Turnovers	USC	FGC			1st	2nd	3rd	4th	TOT	
Best Scoring Run	23 (3 rd 6:42)	3 (1 st 9:45)	Paint	74	10								
Lead Changes	1		Second Chance	27	2			USC	24	29	26	26	105
Times Tied	1		Fast Breaks	21	5								
Time with Lead	34:28	04:55	Bench	23	8			FGC	11	10	10	12	43



Official Basketball Box Score - Final
Providence at South Carolina
 12/28/25 Colonial Life Arena, Columbia
 2025-26 Women's Basketball

Game Time: 12:00 PM
 Game Duration: 1:47
 Attendance: 15,065

Officials: Joseph Vaszily, Maria Gearhart, Charles Watson

Providence - 55

Record: 8-6

No.	Name		Min	FG M-A	3P M-A	FT M-A	Rebounds OR DR TOT	Fouls PF FD	TP	AS	TO	ST	Blocks BS BA	+/-
20	Teneisia Brown	F	23:52	5-7	0-1	1-2	1 1 2	5 1 11	0	0	0	0	1	-21
23	Ashley Dinges	F	21:14	3-11	1-6	0-0	1 0 1	3 0 7	1	1	1	1	0	-27
0	Sabou Gueye	G	33:58	5-14	0-3	6-8	1 0 1	2 4 16	1	2	1	0	0	-32
3	Orlagh Gormley	G	24:00	2-6	0-0	0-0	0 3 3	2 1 4	5	1	1	0	0	-24
21	Payton Dunbar	G	12:42	1-3	1-1	0-0	0 0 0	3 0 3	0	3	0	0	1	-12
11	Riley Hamburger	09:34	0-1	0-0	0-0	1 2 3	0 0 0	0 0 0	0	0	0	0	0	-12
2	Princess Moody	21:16	2-10	0-2	1-2	1 1 2	2 2 5	1 3 0	0	1	0	0	1	-23
15	Sami Mancini	09:42	1-1	0-0	0-0	1 1 2	0 0 2	0 0 2	0	0	0	0	0	-10
8	Nalari Kaysia	27:50	3-9	1-3	0-2	2 9 11	1 2 7	1 0 1	0	0	1	0	1	-27
10	Audrey Shields	11:29	0-1	0-1	0-0	0 2 2	1 1 0	0 0 1	0	1	1	0	0	-8
22	Eseosa Imalidon	04:23	0-0	0-0	0-0	1 1 2	0 0 0	0 0 0	0	0	0	1	0	-9
Team						3 1 4	0 0 0	0 0 0						
Totals				22-63	3-17	8-14	11 21 32	21 11 55	9	11	4	2	4	-41
Major Fouls: NONE														

Major Fouls: NONE

Shooting By Period	
1 st FG%	9-19 47.4%
3PT%	0-4 0.0%
FT%	1-2 50%
2 nd FG%	6-14 42.9%
3PT%	1-4 25.0%
FT%	2-4 50%
3 rd FG%	4-15 26.7%
3PT%	1-5 20.0%
FT%	2-4 50%
4 th FG%	3-15 20.0%
3PT%	1-4 25.0%
FT%	3-4 75%
GM FG%	22-63 34.9%
3PT%	3-17 17.6%
FT%	8-14 57.1%

Dead Ball Rebounds: 5, 0

South Carolina - 96

Record: 13-1

NO.	Name		Min	FG M-A	3P M-A	FT M-A	Rebounds OR DR TOT	Fouls PF	TP	AS	TO	ST	Blocks BS BA	+/-	
8	Joyce Edwards	F	32:43	5-11	0-0	4-6	3 3 6	2 7	14	2	5	1	0	0	34
11	Madina Okot	C	23:39	7-10	0-0	4-7	3 10 13	3 5	18	2	2	2	1	1	24
00	Ta'Niya Latson	G	10:44	4-5	1-1	1-1	0 1 1	0 2	10	4	0	1	0	0	13
5	Tessa Johnson	G	23:46	6-10	5-8	1-2	0 4 4	3 3	18	4	0	1	0	0	33
25	Raven Johnson	G	29:38	4-8	2-6	0-0	1 1 2	0 0	10	6	1	0	0	0	23
24	Ayila McDowell		20:19	3-6	2-5	0-0	0 0 0	2 1	8	0	0	0	0	0	19
1	Maddy McDaniell		19:12	1-4	0-2	1-2	0 1 1	0 1	3	3	0	1	0	0	21
44	Agot Makeer		23:07	4-9	2-6	0-0	3 7 10	0 0	10	2	0	1	1	0	25
30	Maryam Dauda		07:59	1-3	0-1	0-0	0 1 1	0 1	2	0	0	1	0	1	2
15	Adhel Tac		08:53	1-2	0-0	1-1	0 1 1	1 1	3	1	1	0	2	0	11
Team							4 1 5	0 0	0		0				
Totals				36-68	12-29	12-19	14 30 44	11 21	96	24	9	8	4	2	41
Major Fouls: NONE															

Major Fouls: NONE

Shooting By Period	
1 st FG%	10-14 71.4%
3PT%	5-8 62.5%
FT%	4-6 66.7%
2 nd FG%	7-17 41.2%
3PT%	1-5 20.0%
FT%	2-2 100%
3 rd FG%	10-18 55.6%
3PT%	3-9 33.3%
FT%	4-7 57.1%
4 th FG%	9-19 47.4%
3PT%	3-7 42.9%
FT%	2-4 50%
GM FG%	36-68 52.9%
3PT%	12-29 41.4%
FT%	12-19 63.2%

Dead Ball Rebounds: 4, 1

	PRO	USC
Biggest lead	2 (1 st 9:07)	43 (4 th 2:02)
Best Scoring Run	5 (2 nd 0:59)	12 (4 th 5:14)
Lead Changes	4	
Times Tied	3	
Time with Lead	00:24	38:29

Points from	PRO	USC
Turnovers	9	14
Paint	28	42
Second Chance	11	14
Fast Breaks	3	30
Bench	14	26

Period by Period Scoring					
	1st	2nd	3rd	4th	TOT
PRO	19	15	11	10	55
USC	29	17	27	23	96



Official Basketball Box Score - Final
Alabama at South Carolina
 01/01/26 Colonial Life Arena, Columbia
 2025-26 Women's Basketball

Game Time: 2:00 PM
 Game Duration: 1:43
 Attendance: 14,987

Officials: Pualani Spurlock, Felicia Grinter, Kevin Faly

Alabama - 57

Record: 14-1 (0-1)

NO.	Name		Min	FG	3P	FT	Rebounds	Fouls	TP	AS	TO	ST	Blocks	BS	BA
				M-A	M-A	M-A	OR DR TOT	PF FD					BS	BA	
21	Essence Cody	F	26:38	3-7	0-1	0-0	1 0 1	2 3	0	6	3	1	0	3	1
15	Ta'Mia Scott	T	24:14	2-9	1-5	0-0	0 2 2	1 0	5	1	1	2	1	0	-27
20	Diana Collins	G	23:07	7-13	3-4	0-0	1 0 1	2 0	17	1	5	0	1	2	-21
22	Karla Colters	P	31:42	3-7	2-6	1-2	1 3 4	0 1	9	2	1	1	0	0	25
23	Jessica Timmons	P	31:15	4-10	2-8	2-2	0 3 3	1 6 12	12	0	0	0	0	0	-12
1	Naomi Jones	F	19:00	0-2	0-0	0-0	0 0 0	0 0	2	0	0	0	0	0	-10
1	Ace Austin	F	25:38	2-6	1-4	1-2	0 3 3	1 6	3	1	0	1	0	0	-13
32	Alancia Ramsey	F	07:35	1-2	0-0	0-0	1 1 2	1 0	2	0	4	0	0	1	-14
7	Waiaia Jennings	F	01:36	0-0	0-0	0-0	0 0 0	0 0	0	0	0	0	0	0	3
17	Lourdes Da Silva Costa	F	07:17	0-4	0-1	0-0	0 3 3	0 0	0	0	1	0	0	0	0
24	Leah Brooks	F	01:58	0-0	0-0	0-0	0 0 0	1 0	0	0	0	0	0	0	-3
						2 2 4		0		2					
Totals				22:60	9:29	4:46	7 22 29	14 12 57	13	16	3	10	4	26	

2025-26 BOX SCORES



Official Basketball Box Score - Final
South Carolina at Arkansas
01/08/26 Bud Walton Arena, Fayetteville
2025-26 Women's Basketball

Game Time: 6:30 PM
Game Duration: 1:50
Attendance: 2,963

Officials: Sal Esho, Sarah Williams, Brandon Enterline

South Carolina - 93

Record: 16-1 (3-0)

NO.	Name	Min	FG	3P	FT	Rebounds	Fouls	TP	AS	TO	ST	Blocks	+/-	
			M-A	M-A	M-A	OR DR TOT	PF FD					BS BA		
8	Joyce Edwards	F 25:26	9-13	0-0	4-6	3 4 7	1 5	22	2	2	2	1	0	32
11	Madina Okot	C 21:11	5-8	1-1	4-6	4 6 10	2 5	15	1	4	0	4	1	24
5	Tessa Johnson	G 21:29	7-12	3-4	2-2	0 6 6	1 2	19	3	1	1	1	0	32
25	Raven Johnson	G 21:29	6-8	2-4	0-0	0 3 3	1 0	14	2	1	1	0	0	30
44	Agot Makeer	G 31:18	3-9	0-1	3-4	2 3 5	1 4	9	0	2	3	1	2	24
1	Maddy McDaniel	26:19	2-8	0-1	0-0	0 1 1	0 2	4	6	0	1	1	0	17
30	Maryam Dauda	18:29	1-3	1-1	0-0	1 2 3	3 0	3	2	1	0	1	0	7
24	Ayla McDowell	19:25	0-2	0-1	1-2	0 2 2	2 1	1	0	1	2	0	0	2
15	Adhel Tac	14:54	1-3	0-0	4-9	1 1 2	5 5	6	1	0	1	0	0	7
	Team					1 3 4	0	0	0	1	1	0	0	0
Totals			34-66	7-13	18-29	12 31 43	16 24 93	17	13	11	9	3	35	

Major Fouls: NONE

Shooting By Period		
1 st FG%	13-19	68.4%
3PT%	3-5	60.0%
FT%	0-0	0%
2 nd FG%	7-14	50.0%
3PT%	1-2	50.0%
FT%	4-9	44.4%
3 rd FG%	10-18	55.6%
3PT%	2-2	100.0%
FT%	6-8	75%
4 th FG%	4-15	26.7%
3PT%	1-4	25.0%
FT%	8-12	66.7%
GM FG%	34-66	51.5%
3PT%	7-13	53.8%
FT%	18-29	62.1%

Dead Ball Rebounds: 8, 1

Arkansas - 58

Record: 11-7 (0-3)

NO.	Name	Min	FG	3P	FT	Rebounds	Fouls	TP	AS	TO	ST	Blocks	+/-	
			M-A	M-A	M-A	OR DR TOT	PF FD					BS BA		
34	Jenna Lawrence	F 25:06	1-10	1-5	0-0	2 4 6	3 0	3	0	1	2	0	0	-33
21	Ashlynn Charlson	C 16:11	0-1	0-0	0-0	1 1 2	4 0	0	0	2	1	0	0	-22
10	Taleiyah Jones	G 23:55	3-9	1-4	6-6	1 3 4	1 5	13	2	1	0	0	1	27
22	Bonnie Deas	G 18:19	2-6	1-1	0-0	0 3 3	2 0	5	1	3	0	0	1	-18
23	Emily Robinson	G 18:46	1-4	1-1	0-0	0 0 0	3 0	3	1	1	0	0	1	-8
11	Wyvette Mayberry	18:31	1-4	1-2	0-0	0 0 0	2 0	3	2	3	0	0	0	-24
1	Maria Anais Rodriguez	14:06	2-4	1-1	0-0	1 2 3	1 1	5	0	1	0	0	0	-13
3	Harmonie Ware	22:18	3-9	0-2	2-2	1 4 5	3 4	8	2	2	2	0	1	-13
15	Jada Bates	24:57	6-9	2-3	2-3	0 4 4	0 2	16	1	3	1	2	1	-10
25	Danika Galea	09:43	1-4	0-0	0-2	1 2 3	3 2	0	3	0	0	0	1	0
7	Cristina Sánchez Cerqueira	05:25	0-1	0-0	0-0	0 0 0	3 1	0	0	1	0	0	1	-4
44	Maryn Archer	02:43	0-0	0-0	0-0	0 0 0	0 0	0	0	0	0	0	0	-3
Team						4 0 4	0	0	0	2	0	0	0	0
Totals			20-61	8-19	10-13	11 23 34	24 16	58	9	23	6	3	9	-35

Major Fouls: NONE

Shooting By Period		
1 st FG%	4-16	25.0%
3PT%	2-7	28.6%
FT%	2-2	100%
2 nd FG%	7-18	38.9%
3PT%	3-5	60.0%
FT%	2-2	100%
3 rd FG%	5-15	33.3%
3PT%	2-4	50.0%
FT%	2-2	100%
4 th FG%	4-12	33.3%
3PT%	1-3	33.3%
FT%	4-7	57.1%
GM FG%	20-61	32.8%
3PT%	8-19	42.1%
FT%	10-13	76.9%

Dead Ball Rebounds: 1, 0

	USC	ARK
Biggest lead	37 (4 th 0:47)	3 (1 st 9:00)
Best Scoring Run	9 (1 st 6:19)	8 (2 nd 5:45)
Lead Changes	1	
Times Tied	0	
Time with Lead	37:22	01:38

Points from Turnovers	USC	ARK
Paint	48	20
Second Chance	7	5
Fast Breaks	15	12
Bench	14	34

Period by Period Scoring	1st	2nd	3rd	4th	TOT
USC	29	19	28	17	93
ARK	12	19	14	13	58



Official Basketball Box Score - Final
Georgia at South Carolina
01/11/26 Colonial Life Arena, Columbia, S.C.
2025-26 Women's Basketball

Game Time: 2:00 PM
Game Duration: 1:43
Attendance: 15,538

Officials: Eric Brewton, Meadow Overstreet, Kristen Bal

Georgia - 43

Record: 15-3 (1-3)

NO.	Name	Min	FG	3P	FT	Rebounds	Fouls	TP	AS	TO	ST	Blocks	+/-		
			M-A	M-A	M-A	OR DR TOT	PF FD					BS BA			
8	Zhen Craft	F 29:06	5-12	0-0	1-3	5 3 8	2 2	11	0	1	0	0	2	-21	
21	Aicha Ndour	C 13:16	0-0	0-0	0-0	0 0 0	5 0	0	0	1	0	2	0	0	
0	Trinity Turner	G 34:52	3-13	0-3	2-2	1 9 10	1 1	8	5	3	3	0	0	-19	
3	Dani Carnegie	G 28:26	2-11	1-4	0-0	0 5 5	2 1	5	1	4	2	0	3	-12	
14	Rylie Theuerkauf	G 37:46	6-15	4-10	0-0	0 1 1	2 0	16	0	2	0	0	2	-22	
22	Vera Ojenuwa	23:26	1-8	0-0	1-2	0 1 1	4 2	3	0	6	0	1	0	-19	
2	Savannah Henderson	11:39	0-1	0-1	0-0	0 1 1	0 0	0	0	0	0	0	0	-7	
11	Enjilina Gonzalez	10:26	0-0	0-0	0-0	0 3 3	0 0	0	0	0	0	1	0	-11	
4	Miyah Verse	06:19	0-3	0-0	0-0	1 1 2	3 0	0	0	0	0	1	1	-1	
10	Aubrey Beckham	02:50	0-0	0-0	0-0	1 1 1	0 0	0	0	0	0	0	0	1	
1	Jocelyn Faison	01:54	0-0	0-0	0-0	0 0 0	0 0	0	1	1	0	0	0	1	
Team						3 2 5	0 0	0	0	0	0	0	0	0	
Totals				17-63	5-18	4-7	10 27 37	19 6	43	7	18	5	5	8	-22

Major Fouls: NONE

Major Fouls: NONE

Shooting By Period		
1 st FG%	3-11	27.3%
3PT%	1-3	33.3%
FT%	0-0	0%
2 nd FG%	3-15	20.0%
3PT%	0-6	0.0%
FT%	1-2	50%
3 rd FG%	8-21	38.1%
3PT%	3-4	75.0%
FT%	0-1	0%
4 th FG%	3-16	18.8%
3PT%	1-5	20.0%
FT%	3-4	75%
GM FG%	17-63	27.0%
3PT%	5-18	27.8%
FT%	4-7	57.1%

Dead Ball Rebounds: 3, 0

South Carolina - 65

Record: 17-1 (4-0)

NO.	Name	Min	FG	3P	FT	Rebounds	Fouls	TP	AS	TO	ST	Blocks	BS	BA
			M-A	M-A	M-A	OR DR	PF FD					BS	BA	
8	Joyce Edwards	F 31:05	5-11	0-0	4-8	5 1 7	0 6	14	2	3	1	1	1	11
11	Madina Okot	C 24:40	5-9	0-1	4-4	4 6 10	2 2	14	1	5	1	2	0	15
00	Ta'Niya Latson	G 20:23	3-9	1-3	2-2	0 3 3	0 1	9	3	1	1	0	0	13
5	Tessa Johnson	G 18:58	1-9	0-5	1-2	0 4 4	1 4	3	1	2	0	0	0	2
25	Raven Johnson	G 28:48	5-11	0-3	0-0	0 8 8	1 2	10	1	0	0	1	0	15
44	Agot Makeer	23:31	4-7	0-2	0-0	2 8 10	0 0	8	1	3	1	3	0	15
15	Adhel Tac	13:26	0-2	0-0	0-0	0 2 2	1 1	0	0	0	0	1	1	6
1	Maddy McDaniel	22:10	0-3	0-1	2-4	1 1 2	0 3	2	2	0	1	0	1	17
30	Maryam Dauda	05:41	0-0	0-0	1-1	2 1 2	1 0	0	0	0	0	0	0	1
24	Ayla McDowell	11:18	2-5	1-2	0-0	0 1 1	0 0	5	0	0	1	0	0	10
Team						2 1 3	0	0	0	0	0	0	0	0
Totals			25-66	2-17	13-20	16 36 52	6 19	65	11	14	6	8	5	22

Major Fouls: NONE

Shooting By Period		
1 st FG%	6-17	35.3%
3PT%	1-5	20.0%
FT%	3-4	75%
2 nd FG%	6-21	28.6%
3PT%	0-6	0.0%
FT%	2-4	50%
3 rd FG%	7-16	43.8%
3PT%	0-2	0%
FT%	4-6	66.7%
4 th FG%	6-12	50.0%
3PT%	1-4	25.0%
FT%	4-6	66.7%
GM FG%	25-66	37.9%
3PT%	2-17	11.8%
FT%	13-20	65.0%

Dead Ball Rebounds: 5, 0

	UGA	SC
Biggest lead	4 (1 st 7:59)	24 (4 th 1:51)
Best Scoring Run	5 (3 rd 9:06)	15 (2 nd 9:35)
Lead Changes	2	
Times Tied	1	
Time with Lead	02:02	37:14

Points from Turnovers	UGA	SC
Paint	14	38
Second Chance	4	10
Fast Breaks	8	12
Bench	3	15

Period by Period Scoring	1st	2nd	3rd	4th	TOT
UGA	7	7	19	10	43
SC	16	14	18	17	65



Official Basketball Box Score - Final
Texas at South Carolina
01/15/26 Colonial Life Arena, Columbia
2025-26 Women's Basketball

Game Time: 7:00 PM
Game Duration: 2:12
Attendance: 17,188

Officials: Joseph Vasczy, Fatou Ousoko-Stephens, Kyle Bacon

Texas - 65

Record: 18-2 (3-2)

NO.	Name	Min	FG	3P	FT	Rebounds	Fouls	TP	AS	TO	ST	Blocks	+/-		
			M-A	M-A	M-A	OR DR TOT	PF FD					BS BA			
11	Justice Carlton	F 30:05	1-5	0-1	2-2	4 3 7	4 2	4	0	5	2	0	0	-3	
25	Breya Cunningham	F 18:33	3-5	0-0	0-0	2 3 6	2 1	6	0	0	2	1	1	-3	
35	Madison Booker	F 30:51	11-25	1-5	1-1	1 4 5	2 3	24	2	2	0	1	1	-3	
3	Rori Harmon	G 38:11	6-12	0-1	4-4	2 3 5	1 3	16	5	3	3	0	0	1	
7	Jordan Lee	G 30:13	3-6	0-0	4-4	1 3 4	5 2	10	1	2	1	0	0	-3	
1	Bryanna Preston	11:45	0-0	0-0	0-0	0 0 0	1 1	0	0	2	0	0	0	-4	
32	Teya Sidberry	08:02	1-2	0-1	0-0	0 0 0	2 0	2	0	2	0	0	0	3	
00	Kyla Oldacre	21:27	0-4	0-0	1-2	1 1 2	4 4	3	1	1	0	1	2	0	
21	Ashton Judd	01:53	0-1	0-1	0-0	0 0 0	1 0	0	0	0	0	0	0	-3	
Team						2 3 5	0	0	2	0	0	0	0		
Totals			26-60	1-9	12-13	14	20 34	22 16	65	9	33	8	2	4	-3

2025-26 BOX SCORES



Official Basketball Box Score - Final
South Carolina at Oklahoma
 01/22/26 Lloyd Noble Center, Norman
 2025-26 Women's Basketball

Game Time: 6:30 PM
 Game Duration: 2:14
 Attendance: 7,402

Officials: Melissa Barlow, Brian Garland, Billy Smith

South Carolina - 82

Record: 19-2 (5-1)

NO.	Name	Min	FG	3P	FT	Rebounds	Fouls	TP	AS	TO	ST	Blocks	+/
			M-A	M-A	M-A	OR DR TOT	PF FD					BS BA	
8	Joyce Edwards	F 40:07	3-12	0-0	6-6	2 3 5	3 4	12	2	4	4	1 0	-9
11	Madina Okot	C 16:57	3-9	0-0	0-0	1 3 4	3 0	6	0	3	2	1 1	-11
00	Ta'Niya Latson	G 32:15	1-10	0-2	4-7	1 2 3	2 3	6	2	1	2	0 2	-20
5	Tessa Johnson	G 31:36	6-14	3-8	4-4	0 4 4	2 5	19	2	0	0	0 0	-8
25	Raven Johnson	G 40:07	8-14	0-2	0-0	1 4 5	1 0	16	5	2	4	0 0	-5
15	Adhel Tac	10:12	1-4	0-0	0-0	5 1 6	1 2	2	0	1	0	1 0	-6
44	Agot Makeer	19:50	3-8	0-4	2-4	2 1 3	1 2	8	1	1	1	0 0	7
30	Maryam Dauda	03:15	0-1	0-1	1-2	1 0 1	1 1	1	0	0	0	0 0	-2
1	Maddy McDaniel	07:31	0-1	0-1	0-0	1 1 2	1 2	0	0	0	0	0 0	-5
24	Ayia McDowell	08:53	1-2	1-2	0-0	0 0 0	0 0	3	0	0	0	1 0	-5
31	Alicia Tournbeize	14:17	4-6	1-1	0-0	2 1 3	4 1	9	0	1	0	0 0	4
Team						2 1 3	0 0	0	0	0	0	0 0	
Totals			30-81	5-21	17-23	18 21 39	19 20	82	12	13	13	4 3	-12

Major Fouls: NONE

Shooting By Period	
1 st FG%	7-14 50.0%
3PT%	2-6 33.3%
FT%	4-4 100%
2 nd FG%	8-20 40.0%
3PT%	2-7 28.6%
FT%	5-9 55.6%
3 rd FG%	6-18 33.3%
3PT%	1-4 25.0%
FT%	3-4 75%
4 th FG%	6-19 31.6%
3PT%	0-3 0.0%
FT%	4-4 100%
OT FG%	3-10 30.0%
3PT%	0-1 0.0%
FT%	1-2 50%
GM FG%	30-81 37.0%
3PT%	5-21 23.8%
FT%	17-23 73.9%

Dead Ball Rebounds: 4, 1

Oklahoma - 94

Record: 15-4 (3-3)

NO.	Name	Min	FG	3P	FT	Rebounds	Fouls	TP	AS	TO	ST	Blocks	+/
			M-A	M-A	M-A	OR DR TOT	PF FD					BS BA	
6	Sahara Williams	F 37:02	6-12	0-1	0-0	2 8 10	2 2	12	5	6	2	0 0	5
15	Raegan Beers	C 29:07	8-9	0-0	2-4	6 8 14	4 5	18	2	4	0	1 0	16
2	Aaliyah Chavez	G 39:24	9-19	5-10	3-4	1 3 4	1 6	25	8	4	0	0 1	7
3	Zya Vann	G 39:14	4-14	3-7	0-0	1 2 3	1 1	11	3	0	1	0 2	16
12	Payton Verhulst	G 34:32	8-15	1-4	2-2	1 3 4	3 3	19	4	3	0	2 0	13
21	Brooklyn Stewart	15:41	3-7	0-1	0-0	0 0 0	0 0	6	1	1	0	0 0	7
4	Caya Smith	11:05	0-0	0-0	0-0	0 3 3	3 0	0	0	1	0	0 0	-6
22	Keziah Lofton	18:49	1-5	0-0	0-0	2 1 3	1 2	2	0	1	1	0 1	5
10	Emma Tolan	00:07	0-0	0-0	0-0	0 0 0	0 0	0	0	0	0	0 0	-3
Team						6 7 13	0 0	0	1	0	0	0 0	
Totals			39-81	9-23	7-10	19 35 54	20 19	94	23	21	4	3 4	12

Major Fouls: NONE

Shooting By Period	
1 st FG%	7-20 35.0%
3PT%	0-3 0.0%
FT%	3-5 60%
2 nd FG%	8-18 44.4%
3PT%	3-6 50.0%
FT%	0-0 0%
3 rd FG%	11-22 50.0%
3PT%	2-8 25.0%
FT%	1-1 100%
4 th FG%	6-14 42.9%
3PT%	0-2 0.0%
FT%	2-2 100%
OT FG%	7-7 100.0%
3PT%	4-4 100.0%
FT%	1-2 50%
GM FG%	39-81 48.1%
3PT%	9-23 39.1%
FT%	7-10 70.0%

Dead Ball Rebounds: 4, 0

	SCAR	OU
Biggest lead	8 (2 nd 4:56)	14 (1 st OT 0:17)
Best Scoring Run	10 (2 nd 4:56)	8 (3 rd 8:33)
Lead Changes	13	
Times Tied	8	
Time with Lead	18:47	22:04

Points from Turnovers		SCAR	OU
1st	2nd	28	12
Paint		40	50
Second Chance		12	12
Fast Breaks		10	15
Bench		23	8

Period by Period Scoring		SCAR	OU
1st	2nd	20	23
3rd	4th	16	16
TOT		7	82



Official Basketball Box Score - Final
Vanderbilt at South Carolina
 01/25/26 Colonial Life Arena, Columbia
 2025-26 Women's Basketball

Game Time: 3:00 PM
 Game Duration: 1:52
 Attendance: 17,002

Officials: Fatou Cissoko-Stephens, Angel Kent, Frank Strelace

Vanderbilt - 74

Record: 20-1 (6-1)

NO.	Name	Min	FG	3P	FT	Rebounds	Fouls	TP	AS	TO	ST	Blocks	+/
			M-A	M-A	M-A	OR DR TOT	PF FD					BS BA	
35	Sacha Washington	F 21:26	2-5	0-0	1-2	3 2 5	3 4	5	0	2	0	0 0	-12
1	Mikayla Blakes	G 37:47	9-24	3-7	2-2	2 5 7	2 6	23	5	5	3	0 5	-35
3	Aubrey Galvan	G 31:11	3-8	1-3	0-0	1 2 3	2 1	7	3	4	3	1 0	-27
13	Justine Pissott	G 21:04	3-7	2-6	0-0	0 1 1	4 0	8	0	2	0	1 1	-21
15	Ndjakalanga Mwenenenda	G 26:25	5-7	3-4	0-0	2 2 4	3 0	13	3	2	0	0 1	-21
2	Jada Brown	25:39	1-3	1-3	0-0	0 0 0	2 0	3	3	2	1	0 0	-19
14	Aiyana Mitchell	23:39	2-3	0-0	1-2	3 0 3	1 2	5	5	2	0	1 0	-11
8	Ava Black	08:04	1-2	0-0	2-2	0 0 0	1 1	4	0	0	0	0 0	5
24	Aga Makurat	04:45	2-2	2-2	0-0	0 0 0	0 0	6	0	0	0	0 0	-1
Team						3 0 3	0 0	0	1	0	0	0 0	
Totals			28-61	12-25	6-8	14 12 26	18 14	74	19	20	7	3 7	-29

Major Fouls: NONE

Shooting By Period	
1 st FG%	7-12 58.3%
3PT%	2-4 50.0%
FT%	0-0 0%
2 nd FG%	10-15 66.7%
3PT%	4-6 66.7%
FT%	4-4 100%
3 rd FG%	5-20 25.0%
3PT%	2-9 22.2%
FT%	0-0 0%
4 th FG%	6-14 42.9%
3PT%	4-6 66.7%
FT%	2-4 50%
GM FG%	28-61 45.9%
3PT%	12-25 48.0%
FT%	6-8 75.0%

Dead Ball Rebounds: 1, 1

South Carolina - 103

Record: 20-2 (6-1)

NO.	Name	Min	FG	3P	FT	Rebounds	Fouls	TP	AS	TO	ST	Blocks	+/
			M-A	M-A	M-A	OR DR TOT	PF FD					BS BA	
8	Joyce Edwards	F 28:29	7-10	0-0	2-3	4 3 7	2 3	16	6	1	0	1 2	34
00	Ta'Niya Latson	G 31:21	8-15	1-2	4-4	2 3 5	1 4	21	5	3	2	0 1	28
5	Tessa Johnson	G 28:12	7-12	4-7	2-2	0 2 2	1 1	20	2	1	1	0 0	30
25	Raven Johnson	G 20:06	4-6	2-3	0-0	0 4 4	3 0	10	6	0	1	3 0	31
44	Agot Makeer	G 16:29	2-5	0-2	4-4	1 1 2	3 4	8	2	2	2	2 0	10
1	Maddy McDaniel	29:10	1-3	1-1	0-0	0 1 1	0 1	3	4	2	0	0 0	7
11	Madina Okot	19:49	8-9	0-0	1-1	3 4 7	1 2	17	0	4	5	1 0	19
31	Alicia Tournbeize	12:20	0-2	0-0	0-0	1 0 1	2 1	0	0	0	0	0 0	0
24	Ayia McDowell	10:15	2-2	2-2	0-0	0 0 0	1 1	6	0	0	0	0 0	-8
15	Adhel Tac	03:49	1-1	0-0	0-0	0 0 0	0 0	2	0	1	0	0 0	-6
Team						2 1 3	0 0	0	0	0	0	0 0	
Totals			40-65	10-17	13-14	13 19 32	14 18	103	25	14	12	7 3	29

Major Fouls: NONE

Shooting By Period	
1 st FG%	13-18 72.2%
3PT%	3-4 75.0%
FT%	4-4 100%
2 nd FG%	7-13 53.8%
3PT%	2-4 50.0%
FT%	6-6 100%
3 rd FG%	11-19 57.9%
3PT%	4-6 66.7%
FT%	1-2 50%
4 th FG%	9-15 60.0%
3PT%	1-3 33.3%
FT%	2-2 100%
GM FG%	40-65 61.5%
3PT%	10-17 58.8%
FT%	13-14 92.9%

Dead Ball Rebounds: 0, 1

	VAN	USC
Biggest lead	0 (1 st 10:00)	35 (4 th 1:29)
Best Scoring Run	10 (3 rd 9:00)	9 (1 st 8:22)
Lead Changes	0	
Times Tied	1	
Time with Lead	00:00	39:38

Points from Turnovers		VAN	USC
1st	2nd	15	32
Paint		24	56
Second Chance		14	17
Fast Breaks		7	21
Bench		18	28

Period by Period Scoring		VAN	USC
1st	2nd	16	28
3rd	4th	12	18
TOT		33	27



Official Basketball Box Score - Final
South Carolina at Auburn
 01/29/26 Neville Arena, Auburn, Ala.
 2025-26 Women's Basketball

Game Time: 8:00 PM
 Game Duration: 1:42
 Attendance: 4,999

Officials: Brenda Pintoja, Toni Patti, Ashlee Goode

South Carolina - 81

Record: 21-2 (7-1)

NO.	Name		Min	FG	3P	FT	Rebounds		Fouls		TP	AS	TO	ST	Blocks		+/	
				M-A	M-A	M-A	OR	DR	TOT	PF					FD	BS		BA
8	Joyce Edwards	F	24:06	9-14	0-0	2-2	1	4	5	1	2	20	1	4	0	0	1	23
00	Ta'Niya Latson	G	15:51	2-5	1-2	0-0	0	2	2	1	0	5	0	0	0	1	0	19
5	Tessa Johnson	G	25:00	5-10	3-8	0-0	0	3	3	1	1	13	5	1	0	0	0	26
25	Raven Johnson	G	24:52	2-3	0-0	0-0	0	5	5	1	0	4	3	3	1	0	0	16
44	Agot Makeer	G	03:42	1-1	0-0	1-1	0	1	1	1	1	3	0	0	0	0	0	10
1	Maddy McDaniel		27:58	3-3	1-1	2-2	0	2	2	2	3	9	6	2	4	0	0	19
11	Madina Okot		15:52	2-2	0-0	1-2	0	6	6	1	1	5	0	2	0	2	0	9
31	Alicia Tournebise		10:03	1-6	0-0	0-0	1	3	4	5	2	0	0	0	0	1	9	9
24	Ayla McDowell		24:38	3-7	2-6	0-0	0	2	2	1	1	8	1	1	3	0	0	14
15	Adhel Tac		12:24	1-3	0-0	2-2	2	2	4	2	1	4	0	2	0	1	0	-1
30	Maryam Dauda		15:25	0-1	0-0	8-8	2	3	5	0	4	8	0	1	1	0	0	6
Team							1	0	1	0	0	0	0	0	0	0	0	0
Totals			29:55	7-17	16-17	7	3	0	40	16	14	81	16	16	8	5	2	30



South Carolina - 88		Record: 23-2 (8-1)															
NO. Name	Min	FG M-A	FG M-A	FT M-A	Rebounds OR DR TOT	Fouls PF FT	TP	AS	TO	ST	Blocks BS BA	+/-	Shooting By Period				
8 Joyce Edwards	F 24:08	8-11	0-0	5-6	0 1 1	1 4	21	6	2	0	0	1	32	1 st FG%	3-10	8-18	44.4%
11 Madina Okot	C 29:51	4-9	0-1	2-2	2 8 10	3 3	10	0	2	1	2	36	FG%	3-7	2-5	40.0%	
5 Tessa Johnson	C 15:08	1-5	1-3	0-0	0 3 3	0 0	8	1	1	1	1	17	2 nd FG%	1-4	3-8	37.5%	
24 Ayla McDowell	G 22:27	6-12	4-8	0-0	3 2 5	1 0	16	0	0	3	0	1	27	3 rd FT%	1-3	1	33.3%
25 Raven Johnson	G 28:51	5-9	0-1	0-0	1 5 6	0 0	10	7	1	3	0	42	FT%	0-0	0-0	0.0%	
1 Maddy McDaniel	F 27:28	2-4	0-0	6-6	0 2 2	1 4	10	6	4	1	0	0	26	3 rd FG%	10-14	71.4%	
31 Alicia Tournebize	F 19:23	3-5	1-1	1-1	0 3 3	4 1	8	3	0	0	0	10	FT%	1-3	33.3%		
15 Adhel Tac	L 13:52	4-6	0-0	0-0	1 2 3	1 0	8	0	1	0	0	19	FT%	9-9	100%		
30 Maryam Dahdouh	L 11:54	1-1	0-0	0-0	0 0 0	1 1	2	0	0	0	1	6	4 th FG%	8-12	66.7%		
Team					2 4 6	0 0	0	3					3 rd FT%	2-3	66.7%		
Totals		34-62	6-14	14-15	9 30 39	12 13	88	23 14	11 4	3 4	43		GM FG%	34-62	54.4%		
													Major Fouls: NONE				
													Dead Ball Rebounds: 20				

Dead Ball Rebounds: 2, 0

2025-26 SOUTH CAROLINA GAME-BY-GAME STATS

				Total		3-Pointers		Free throws		Rebounds											
Opponent	Date	Score		FG-FGA	PCT	3FG-3FGA	PCT	FT-FTA	PCT	OFF	DEF	TOT	AVG	PF	A	TO	BLK	STL	PTS	AVG	
Grand Canyon	11/03/2025	94-54	W	34-57	.596	9-19	.474	17-25	.680	5	33	38	38.0	21	19	11	6	6	94	94.0	
Bowling Green	11/07/2025	114-47	W	42-66	.636	6-14	.429	24-30	.800	16	37	53	45.5	9	26	14	11	9	114	104.0	
Clemson	11/11/2025	65-37	W	26-58	.448	5-9	.556	8-10	.800	11	37	48	46.3	10	11	12	10	3	65	91.0	
vs Southern California	11/15/2025	69-52	W	29-71	.408	4-10	.400	7-12	.583	21	35	56	48.8	14	16	17	7	7	69	85.5	
Winthrop	11/19/2025	106-56	W	43-67	.642	5-17	.294	15-24	.625	18	28	46	48.2	13	25	9	7	6	106	89.6	
Queens (NC)	11/23/2025	121-49	W	43-65	.662	8-20	.400	27-34	.794	10	41	51	48.7	12	26	11	12	14	121	94.8	
vs Duke	11/26/2025	83-66	W	35-74	.473	1-10	.100	12-16	.750	15	28	43	47.9	13	18	7	3	9	83	93.1	
vs Texas	11/27/2025	64-66	L	25-58	.431	2-7	.286	12-16	.750	11	21	32	45.9	13	17	13	5	7	64	89.5	
at Louisville	12/04/2025	79-77	W	30-61	.492	8-16	.500	11-17	.647	10	24	34	44.6	10	19	12	1	4	79	88.3	
N.C. Central	12/07/2025	106-42	W	34-67	.507	11-21	.524	27-34	.794	22	23	45	44.6	10	19	17	10	16	106	90.1	
Penn St.	12/14/2025	95-55	W	37-73	.507	6-21	.286	15-28	.536	13	30	43	44.5	10	20	5	5	17	95	90.5	
at South Fla.	12/18/2025	103-44	W	44-70	.629	4-15	.267	11-18	.611	10	35	45	44.5	14	20	12	8	17	103	91.6	
at FGCU	12/20/2025	105-43	W	45-72	.625	6-18	.333	9-17	.529	21	30	51	45.0	12	22	12	3	9	105	92.6	
Providence	12/28/2025	96-55	W	36-68	.529	12-29	.414	12-19	.632	14	30	44	44.9	11	24	9	4	8	96	92.9	
Alabama	01/01/2026	83-57	W	32-64	.500	5-13	.385	14-17	.824	10	33	43	44.8	12	15	9	4	9	83	92.2	
at Florida	01/04/2026	74-63	W	24-70	.343	5-21	.238	21-31	.677	26	33	59	45.7	18	10	21	9	10	74	91.1	
at Arkansas	01/08/2026	93-58	W	34-66	.515	7-13	.538	18-29	.621	12	31	43	45.5	16	17	13	9	11	93	91.2	
Georgia	01/11/2026	65-43	W	25-66	.379	2-17	.118	13-20	.650	16	36	52	45.9	6	11	14	8	6	65	89.7	
Texas	01/15/2026	68-65	W	23-52	.442	4-11	.364	18-26	.692	10	19	29	45.0	16	10	20	4	9	68	88.6	
at Coppin St.	01/18/2026	90-48	W	35-68	.515	9-19	.474	11-14	.786	11	26	37	44.6	13	22	17	4	21	90	88.7	
at Oklahoma	01/22/2026	82-94	Lot	30-81	.370	5-21	.238	17-23	.739	18	21	39	44.3	19	12	13	4	13	82	88.3	
Vanderbilt	01/25/2026	103-74	W	40-65	.615	10-17	.588	13-14	.929	13	19	32	43.8	14	25	14	7	12	103	89.0	
at Auburn	01/29/2026	81-51	W	29-55	.527	7-17	.412	16-17	.941	7	33	40	43.6	16	16	16	5	8	81	88.7	
at Texas A&M	02/02/2026	71-56	W	22-50	.440	7-20	.350	20-25	.800	13	23	36	43.3	12	17	17	8	7	71	87.9	
Mississippi St.	02/05/2026	88-45	W	34-62	.548	6-14	.429	14-15	.933	9	30	39	43.1	12	23	14	4	11	88	87.9	
Total		2198		831-1626	.511	154-409	.377	382-531	.719	342	736	1078	43.1	326	460	329	158	249	2198	87.9	
Opponents		1397		528-1574	.335	143-535	.267	198-270	.733	314	498	812	32.5	469	264	475	71	133	1397	55.9	

South Carolina Averages

Games Played	Points/game	FG Pct	3FG Pct	FT Pct	Rebounds/game	Assists/game	Turnovers/game	Assist/Turnover ratio	Steals/game	Blocks/game
25	87.9	51.1	37.7	71.9	43.1	18.4	13.2	1.4	10.0	6.3

2025-26 OPPONENT GAME-BY-GAME STATS

				Total		3-Pointers		Free throws		Rebounds											
Opponent	Date	Score		FG-FGA	PCT	3FG-3FGA	PCT	FT-FTA	PCT	OFF	DEF	TOT	AVG	PF	A	TO	BLK	STL	PTS	AVG	
Grand Canyon	11/03/2025	94-54	W	17-62	.274	7-34	.206	13-17	.765	12	19	31	31.0	26	6	17	3	3	54	54.0	
Bowling Green	11/07/2025	114-47	W	18-74	.243	6-26	.231	5-6	.833	17	8	25	28.0	20	9	18	2	11	47	50.5	
Clemson	11/11/2025	65-37	W	14-61	.230	5-33	.152	4-4	1.000	10	21	31	29.0	14	9	10	1	5	37	46.0	
vs Southern California	11/15/2025	69-52	W	22-67	.328	1-14	.071	7-10	.700	10	22	32	29.8	13	15	13	7	5	52	47.5	
Winthrop	11/19/2025	106-56	W	21-66	.318	7-21	.333	7-9	.778	15	9	24	28.6	20	8	15	0	2	56	49.2	
Queens (NC)	11/23/2025	121-49	W	16-70	.229	9-28	.321	8-10	.800	12	13	25	28.0	25	11	21	1	5	49	49.2	
vs Duke	11/26/2025	83-66	W	24-61	.393	8-20	.400	10-13	.769	10	25	35	29.0	12	17	16	4	1	66	51.6	
vs Texas	11/27/2025	64-66	L	25-60	.417	1-6	.167	15-20	.750	16	23	39	30.3	18	15	15	5	8	66	53.4	
at Louisville	12/04/2025	79-77	W	31-65	.477	9-23	.391	6-10	.600	11	23	34	30.7	16	11	12	1	3	77	56.0	
N.C. Central	12/07/2025	106-42	W	16-54	.296	6-19	.316	4-7	.571	15	13	28	30.4	24	9	36	2	4	42	54.6	
Penn St.	12/14/2025	95-55	W	23-73	.315	5-26	.192	4-10	.400	22	29	51	32.3	20	10	26	2	3	55	54.6	
at South Fla.	12/18/2025	103-44	W	19-62	.306	2-12	.167	4-9	.444	10	21	31	32.2	17	10	23	3	5	44	53.8	
at FGCU	12/20/2025	105-43	W	14-52	.269	7-34	.206	8-8	1.000	6	12	18	31.1	17	7	20	2	3	43	52.9	
Providence	12/28/2025	96-55	W	22-63	.349	3-17	.176	8-14	.571	11	21	32	31.1	21	9	11	2	4	55	53.1	
Alabama	01/01/2026	83-57	W	22-60	.367	9-29	.310	4-6	.667	7	22	29	31.0	14	13	16	10	3	57	53.3	
at Florida	01/04/2026	74-63	W	22-65	.338	4-23	.174	15-17	.882	12	24	36	31.3	22	8	20	3	8	63	53.9	
at Arkansas	01/08/2026	93-58	W	20-61	.328	8-19	.421	10-13	.769	11	23	34	31.5	24	9	23	3	6	58	54.2	
Georgia	01/11/2026	65-43	W	17-63	.270	5-18	.278	4-7	.571	10	27	37	31.8	19	7	18	5	5	43	53.6	
Texas	01/15/2026	68-65	W	26-60	.433	1-9	.111	12-13	.923	14	20	34	31.9	22	9	22	2	8	65	54.2	
at Coppin St.	01/18/2026	90-48	W	19-59	.322	5-18	.278	5-7	.714	15	23	38	32.2	15	6	30	1	6	48	53.9	
at Oklahoma	01/22/2026	82-94	Lot	39-81	.481	9-23	.391	7-10	.700	19	35	54	33.2	20	23	21	3	4	94	55.8	
Vanderbilt	01/25/2026	103-74	W	28-61	.459	12-25	.480	6-8	.750	14	12	26	32.9	18	19	20	3	7	74	56.6	
at Auburn	01/29/2026	81-51	W	18-60	.300	4-16	.250	11-16	.688	11	19	30	32.8	14	7	15	2	11	51	56.3	
at Texas A&M	02/02/2026	71-56	W	19-56	.339	7-18	.389	11-12	.917	12	17	29	32.6	25	12	18	1	9	56	56.3	
Mississippi St.	02/05/2026	88-45	W	16-58	.276	3-24	.125	10-14	.714	12	17	29	32.5	13	5	19	3	4	45	55.9	
Total		1397		528-1574	.335	143-535	.267	198-270	.733	314	498	812	32.5	469	264	475	71	133	1397	55.9	
South Carolina		2198		831-1626	.511	154-409	.377	382-531	.719	342	736	1078	43.1	326	460	329	158	249	2198	87.9	

Opponents Averages

Games Played	Points/ game	FG Pct	3FG Pct	FT Pct	Rebounds/ game	Assists/ game	Turnovers/ game	Assist/Turnover ratio	Steals/ game	Blocks/ game
25	55.9	33.5	26.7	73.3	32.5	10.6	19.0	0.6	5.3	2.8

2025-26 SOUTH CAROLINA POINTS-REBOUNDS-ASSISTS

Opponent	Date	Score	00	1	5	8	11	15	24	25	30	31	44	
Grand Canyon	11/03/2025	94-54	W	20-14	3-0-2	19-5-3	13-5-1	12-4-0	2-6-0	9-2-0	11-8-7	0-2-0	DNP	5-2-2
Bowling Green	11/07/2025	114-47	W	17-44	DNP	14-7-3	24-4-3	13-11-2	3-2-2	11-3-1	11-5-11	9-8-0	DNP	12-3-0
Clemson	11/11/2025	65-37	W	12-8-3	DNP	13-2-3	18-8-2	12-12-1	0-3-0	0-1-0	2-1-2	2-7-0	DNP	6-4-0
vs Southern California	11/15/2025	69-52	W	12-4-2	DNP	14-4-5	17-10-4	6-15-0	DNP	0-0-0	14-11-4	2-3-0	DNP	4-4-1
Winthrop	11/19/2025	106-56	W	24-5-4	DNP	9-1-1	22-5-1	23-11-3	6-5-0	7-4-1	3-4-10	0-1-1	DNP	12-7-4
Queens (NC)	11/23/2025	121-49	W	24-2-5	2-1-3	13-1-5	25-4-3	14-12-0	11-10-1	7-5-1	12-2-7	9-5-0	DNP	4-3-1
vs Duke	11/26/2025	83-66	W	12-1-2	5-1-1	5-1-0	22-6-6	23-13-2	2-1-0	0-0-0	10-5-6	0-6-0	DNP	4-4-1
vs Texas	11/27/2025	64-66	L	16-4-2	0-0-2	11-0-3	16-4-3	12-11-1	2-4-0	0-1-0	7-0-6	0-0-0	DNP	0-2-0
at Louisville	12/04/2025	79-77	W	9-1-5	0-1-0	20-7-3	12-5-0	23-13-2	1-1-0	3-2-1	11-4-8	DNP	DNP	DNP
N.C. Central	12/07/2025	106-42	W	32-4-2	8-3-3	DNP	25-10-6	10-9-1	2-3-0	16-2-0	7-3-5	6-7-2	DNP	DNP
Penn St.	12/14/2025	95-55	W	18-6-8	9-4-2	15-6-1	29-4-5	DNP	2-3-0	4-4-0	15-7-4	3-3-0	DNP	DNP
at South Fla.	12/18/2025	103-44	W	15-3-4	7-2-5	16-4-2	34-5-1	12-10-1	5-8-0	3-1-0	11-4-6	0-7-1	DNP	DNP
at FGCU	12/20/2025	105-43	W	15-5-7	4-4-2	9-4-4	29-10-2	27-12-2	4-4-0	3-0-2	2-3-2	12-3-1	DNP	DNP
Providence	12/28/2025	96-55	W	10-1-4	3-1-3	18-4-4	14-6-2	18-13-2	3-1-1	8-0-0	10-2-6	2-1-0	DNP	10-10-2
Alabama	01/01/2026	83-57	W	DNP	6-2-2	10-5-5	25-4-1	11-9-1	3-5-0	2-1-0	17-4-5	0-2-0	DNP	9-4-1
at Florida	01/04/2026	74-63	W	DNP	6-1-5	15-6-1	11-10-1	12-17-0	3-3-0	4-1-0	17-6-2	1-3-0	DNP	5-4-1
at Arkansas	01/08/2026	93-58	W	DNP	4-1-6	19-6-3	22-7-2	15-10-1	6-2-1	1-2-0	14-3-2	3-3-2	DNP	9-5-0
Georgia	01/11/2026	65-43	W	9-3-3	2-2-2	3-4-1	14-7-2	14-10-1	0-2-0	5-1-0	10-8-1	0-2-0	DNP	8-10-1
Texas	01/15/2026	68-65	W	12-2-3	0-1-0	13-2-0	14-8-0	10-5-1	1-3-0	DNP	10-4-6	DNP	0-0-0	8-2-0
at Coppin St.	01/18/2026	90-48	W	15-1-5	6-2-5	17-1-4	26-3-1	8-12-1	DNP	5-0-0	3-1-4	0-5-1	DNP	2-6-0
at Oklahoma	01/22/2026	82-94	Lot	6-3-2	0-2-0	19-4-2	12-5-2	6-4-0	2-6-0	3-0-0	16-5-5	1-1-0	DNP	8-3-1
Vanderbilt	01/25/2026	103-74	W	21-5-5	3-1-4	20-2-2	16-7-6	17-7-0	2-0-0	6-0-0	10-4-6	DNP	0-1-0	8-2-2
at Auburn	01/29/2026	81-51	W	5-2-0	9-2-6	13-3-5	20-5-1	5-6-0	4-4-0	8-2-1	4-5-3	8-5-0	2-4-0	3-1-0
at Texas A&M	02/02/2026	71-56	W	DNP	7-1-3	19-3-1	28-11-4	6-3-1	0-0-0	2-2-0	7-7-8	1-2-0	1-5-0	DNP
Mississippi St.	02/05/2026	88-45	W	DNP	10-2-6	3-3-1	21-1-6	10-10-0	8-3-0	16-5-0	10-6-7	2-0-0	8-3-3	DNP

2025-26 VS. RANKED OPPONENTS

Game Records

Record	Overall	Home	Away	Neutral
ALL GAMES	5-2	3-0	1-1	1-1
CONFERENCE	3-1	3-0	0-1	0-0
NON-CONFERENCE	2-1	0-0	1-0	1-1

Score by Periods

Team	1st	2nd	3rd	4th	OT	TOT
South Carolina	156	120	144	121	7	548
Opponents	132	116	115	103	19	485

Team Box Score

No.	Player				Total		3-Point		F-Throw		Rebounds													
		GP-GS	MIN	AVG	FG-FGA	FG%	3FG-3FGA	3FG%	FT-FTA	FT%	OFF	DEF	TOT	AVG	PF	DQ	A	TO	BLK	STL	PTS	AVG		
8	EDWARDS, Joyce	7-7	239:43	34.2	43-95	.453	1-2	.500	25-35	.714	15	28	43	6.1	16	0	17	21	8	16	112	16.0		
5	JOHNSON, Tessa	7-7	231:03	33.0	37-76	.487	19-39	.487	14-16	.875	4	20	24	3.4	11	0	20	13	0	5	107	15.3		
00	LATSON, Ta'Niya	6-6	197:48	33.0	27-69	.391	3-12	.250	19-25	.760	10	9	19	3.2	10	0	19	11	0	9	76	12.7		
25	JOHNSON, Raven	7-7	234:53	33.6	36-65	.554	6-12	.500	7-8	.875	7	25	32	4.6	13	0	40	10	8	7	85	12.1		
11	OKOT, Madina	7-6	188:40	27.0	38-70	.543	1-1	1.000	8-13	.615	18	46	64	9.1	18	1	5	23	5	13	85	12.1		
44	MAKEER, Agot	6-2	90:45	15.1	13-31	.419	2-14	.143	9-13	.692	4	13	17	2.8	9	0	4	8	3	6	37	6.2		
31	TOURNEBIZE, Alicia	3-0	31:43	10.6	4-8	.500	1-1	1.000	0-0	.000	3	1	4	1.3	8	0	0	1	0	1	9	3.0		
24	MCDOWELL, Ayla	6-0	50:35	8.4	4-12	.333	4-8	.500	2-2	1.000	4	0	4	0.7	3	0	1	2	2	0	14	2.3		
15	TAC, Adhel	6-0	47:38	7.9	4-8	.500	0-0	.000	3-6	.500	7	12	19	3.2	5	0	0	3	5	0	11	1.8		
1	MCDANIEL, Maddy	6-0	91:41	15.3	2-15	.133	1-5	.200	4-5	.800	2	5	7	1.2	3	0	8	2	0	3	9	1.5		
30	DAUDA, Maryam	4-0	20:30	5.1	1-3	.333	0-1	.000	1-2	.500	3	3	6	1.5	2	0	0	3	1	1	3	0.8		
Team											16	10	26					1						
Total		7	1425		209-452	.462	38-95	.400	92-125	.736	93	172	265	37.9	98	1	114	98	32	61	548	78.3		
Opponents		7	1425		193-454	.425	42-129	.326	57-77	.740	91	157	248	35.4	121	2	105	119	31	38	485	69.3		

Team Results

Date	Opponent		Score	Att.
11/15/2025	vs Southern California	W	69-52	8150
11/27/2025	vs Texas	L	64-66	1950
12/04/2025	at Louisville	W	79-77	10012
01/01/2026	Alabama	W	83-57	14367
01/15/2026	Texas	W	68-65	17188
01/22/2026	at Oklahoma	Lot	82-94	7402
01/25/2026	Vanderbilt	W	103-74	17002

LAST 5 GAMES

Game Records

Record	Overall	Home	Away	Neutral
ALL GAMES	4-1	2-0	2-1	0-0
CONFERENCE	4-1	2-0	2-1	0-0
NON-CONFERENCE	0-0	0-0	0-0	0-0

Score by Periods

Team	1st	2nd	3rd	4th	OT	TOT
South Carolina	119	96	110	93	7	425
Opponents	67	82	74	78	19	320

Team Box Score

No.	Player				Total		3-Point		F-Throw		Rebounds													
		GP-GS	MIN	AVG	FG-FGA	FG%	3FG-3FGA	3FG%	FT-FTA	FT%	OFF	DEF	TOT	AVG	PF	DQ	A	TO	BLK	STL	PTS	AVG		
8	EDWARDS, Joyce	5-5	150:04	30.0	36-59	.610	0-0	.000	25-29	.862	12	17	29	5.8	9	0	19	15	3	5	97	19.4		
5	JOHNSON, Tessa	5-5	135:36	27.1	25-56	.446	16-37	.432	8-8	1.000	1	14	15	3.0	6	0	11	6	2	3	74	14.8		
00	LATSON, Ta'Niya	3-3	79:27	26.5	11-30	.367	2-6	.333	8-11	.727	3	7	10	3.3	4	0	7	4	1	4	32	10.7		
25	JOHNSON, Raven	5-5	149:09	29.8	21-43	.488	4-12	.333	1-1	1.000	3	24	27	5.4	8	0	29	7	5	10	47	9.4		
11	OKOT, Madina	5-2	104:15	20.8	20-32	.625	0-1	.000	4-5	.800	7	23	30	6.0	8	0	1	13	6	9	44	8.8		
24	MCDOWELL, Ayla	5-1	94:01	18.8	13-27	.481	9-20	.450	0-0	.000	4	5	9	1.8	5	0	1	2	3	7	35	7.0		
44	MAKEER, Agot	3-2	40:01	13.3	6-14	.429	0-6	.000	7-9	.778	3	3	6	2.0	5	0	3	3	2	3	19	6.3		
1	MCDANIEL, Maddy	5-1	123:45	24.8	7-13	.538	2-4	.500	13-14	.929	1	7	8	1.6	4	0	19	8	0	8	29	5.8		
31	TOURNEBIZE, Alicia	5-0	65:43	13.1	8-21	.381	2-2	1.000	2-3	.667	7	9	16	3.2	17	1	3	4	1	1	20	4.0		
15	TAC, Adhel	5-1	46:13	9.2	7-15	.467	0-0	.000	2-2	1.000	8	5	13	2.6	5	0	0	5	3	0	16	3.2		
30	DAUDA, Maryam	4-0	36:45	9.2	1-3	.333	0-1	.000	10-12	.833	4	4	8	2.0	2	0	0	2	2	1	12	3.0		
Team											7	8	15					5						
Total		5	1025		155-313	.495	35-89	.393	80-94	.851	60	126	186	37.2	73	1	93	74	28	51	425	85.0		
Opponents		5	1025		120-316	.380	35-106	.330	45-60	.750	68	100	168	33.6	90	3	66	93	12	35	320	64.0		

Team Results

Date	Opponent		Score	Att.
01/22/2026	at Oklahoma	Lot	82-94	7402
01/25/2026	Vanderbilt	W	103-74	17002
01/29/2026	at Auburn	W	81-51	4099
02/02/2026	at Texas A&M	W	71-56	4332
02/05/2026	Mississippi St.	W	88-45	15204

2025-26 SEC STATS

Game Records

Record	Overall	Home	Away	Neutral
ALL GAMES	9-1	5-0	4-1	0-0
CONFERENCE	9-1	5-0	4-1	0-0
NON-CONFERENCE	0-0	0-0	0-0	0-0

Score by Periods

Team	1st	2nd	3rd	4th	OT	TOT
South Carolina	222	180	211	188	7	808
Opponents	140	151	149	147	19	606

Team Box Score

No.	Player				Total		3-Point		F-Throw		Rebounds											
		GP-GS	MIN	AVG	FG-FGA	FG%	3FG-3FGA	3FG%	FT-FTA	FT%	OFF	DEF	TOT	AVG	PF	DQ	A	TO	BLK	STL	PTS	AVG
8	EDWARDS, Joyce	10-10	306:08	30.6	68-122	.557	0-1	.000	47-60	.783	29	36	65	6.5	18	0	25	32	10	14	183	18.3
5	JOHNSON, Tessa	10-10	270:44	27.1	45-109	.413	27-67	.403	17-20	.850	4	34	38	3.8	12	0	21	16	4	7	134	13.4
25	JOHNSON, Raven	10-10	298:16	29.8	47-93	.505	8-24	.333	13-15	.867	5	47	52	5.2	17	0	45	14	8	11	115	11.5
00	LATSON, Ta'Niya	5-5	135:33	27.1	19-48	.396	3-12	.250	12-17	.706	4	11	15	3.0	5	0	13	7	1	7	53	10.6
11	OKOT, Madina	10-7	224:36	22.5	44-80	.550	2-4	.500	16-23	.696	30	51	81	8.1	20	0	5	31	15	19	106	10.6
44	MAKEER, Agot	8-5	148:32	18.6	21-48	.438	3-17	.176	13-19	.684	7	24	31	3.9	9	0	6	14	8	11	58	7.3
24	MCDOWELL, Ayla	9-1	146:36	16.3	16-40	.400	10-27	.370	5-6	.833	6	8	14	1.6	11	0	1	5	4	10	47	5.2
1	MCDANIEL, Maddy	10-1	242:19	24.2	13-41	.317	2-8	.250	19-23	.826	3	12	15	1.5	8	0	34	11	1	14	47	4.7
31	TOURNEBIZE, Alicia	6-0	70:49	11.8	8-21	.381	2-2	1.000	2-3	.667	7	9	16	2.7	19	1	3	4	1	1	20	3.3
15	TAC, Adhel	10-1	102:46	10.3	10-23	.435	0-0	.000	9-17	.529	12	16	28	2.8	15	1	1	6	6	1	29	2.9
30	DAUDA, Maryam	8-0	78:41	9.8	2-6	.333	1-2	.500	11-14	.786	7	11	18	2.3	7	0	2	4	4	1	16	2.0
Team											20	19	39					7				
Total		10	2025		293-631	.464	58-164	.354	164-217	.756	134	278	412	41.2	141	2	156	151	62	96	808	80.8
Opponents		10	2025		227-625	.363	62-204	.304	90-116	.776	122	216	338	33.8	191	5	112	192	35	65	606	60.6

Team Statistics

	SC	OPP
Scoring	808	606
Points per game	80.8	60.6
Scoring margin	+20.2	-
Field goals-att	293-631	227-625
Field goal pct	.464	.363
3 point fg-att	58-164	62-204
3-point FG pct	.354	.304
3-pt FG made per game	5.8	6.2
Free throws-att	164-217	90-116
Free throw pct	.756	.776
F-Throws made per game	16.4	9.0
Rebounds	412	338
Rebounds per game	41.2	33.8
Rebounding margin	+7.4	-
Assists	156	112
Assists per game	15.6	11.2
Turnovers	151	192
Turnovers per game	15.1	19.2
Turnover margin	+4.1	-
Assist/turnover ratio	1.0	0.6
Steals	96	65
Steals per game	9.6	6.5
Blocks	62	35
Blocks per game	6.2	3.5
Winning streak	4	-
Home win streak	5	-
Attendance	79297	24802
Home games-Avg/Game	5-15859	5-4960
Neutral site-Avg/Game	-	0-0

Team Results

Date	Opponent		Score	Att.
01/01/2026	Alabama	W	83-57	14367
01/04/2026	at Florida	W	74-63	6006
01/08/2026	at Arkansas	W	93-58	2963
01/11/2026	Georgia	W	65-43	15536
01/15/2026	Texas	W	68-65	17188
01/22/2026	at Oklahoma	Lot	82-94	7402
01/25/2026	Vanderbilt	W	103-74	17002
01/29/2026	at Auburn	W	81-51	4099
02/02/2026	at Texas A&M	W	71-56	4332
02/05/2026	Mississippi St.	W	88-45	15204

2025-26 OVERALL STATS

Game Records

Record	Overall	Home	Away	Neutral
ALL GAMES	23-2	13-0	8-1	2-1
CONFERENCE	9-1	5-0	4-1	0-0
NON-CONFERENCE	14-1	8-0	4-0	2-1

Score by Periods

Team	1st	2nd	3rd	4th	OT	TOT
South Carolina	590	514	561	526	7	2198
Opponents	355	343	357	323	19	1397

Team Box Score

No.	Player				Total		3-Point		F-Throw		Rebounds											
		GP-GS	MIN	AVG	FG-FGA	FG%	3FG-3FGA	3FG%	FT-FTA	FT%	OFF	DEF	TOT	AVG	PF	DQ	A	TO	BLK	STL	PTS	AVG
8	EDWARDS, Joyce	25-25	753:27	30.1	205-340	.603	2-7	.286	97-140	.693	69	85	154	6.2	48	0	65	71	31	47	509	20.4
00	LATSON, Ta'Niya	20-20	572:29	28.6	108-219	.493	20-51	.392	68-84	.810	12	53	65	3.3	23	0	74	33	8	35	304	15.2
5	JOHNSON, Tessa	24-24	680:47	28.4	118-247	.478	63-138	.457	28-35	.800	11	74	85	3.5	29	0	62	33	8	14	327	13.6
11	OKOT, Madina	24-21	568:28	23.7	136-228	.596	3-10	.300	44-66	.667	83	156	239	10.0	46	1	23	57	36	36	319	13.3
25	JOHNSON, Raven	25-25	707:26	28.3	97-195	.497	22-61	.361	28-33	.848	21	91	112	4.5	41	0	133	36	18	39	244	9.8
44	MAKEER, Agot	18-5	320:13	17.8	44-101	.436	9-40	.225	20-28	.714	16	60	76	4.2	25	0	17	23	16	20	117	6.5
24	MCDOWELL, Ayla	24-1	379:24	15.8	41-98	.418	24-63	.381	17-23	.739	19	20	39	1.6	25	0	7	15	5	20	123	5.1
1	MCDANIEL, Maddy	21-1	429:51	20.5	27-76	.355	6-21	.286	34-46	.739	6	28	34	1.6	20	0	62	12	2	25	94	4.5
31	TOURNEBIZE, Alicia	7-0	84:05	12.0	11-27	.407	2-3	.667	4-5	.800	7	10	17	2.4	21	1	4	6	2	2	28	4.0
15	TAC, Adhel	23-3	257:57	11.2	25-48	.521	0-0	.000	22-41	.537	24	55	79	3.4	27	1	5	13	18	5	72	3.1
30	DAUDA, Maryam	22-0	270:52	12.3	19-47	.404	3-15	.200	20-30	.667	27	49	76	3.5	21	0	8	19	14	6	61	2.8
Team											47	55	102				11					
Total		25	5025		831-1626	.511	154-409	.377	382-531	.719	342	736	1078	43.1	326	3	460	329	158	249	2198	87.9
Opponents		25	5025		528-1574	.335	143-535	.267	198-270	.733	314	498	812	32.5	469	13	264	475	71	133	1397	55.9

Team Statistics

	SC	OPP
Scoring	2198	1397
Points per game	87.9	55.9
Scoring margin	+32.0	-
Field goals-att	831-1626	528-1574
Field goal pct	.511	.335
3 point fg-att	154-409	143-535
3-point FG pct	.377	.267
3-pt FG made per game	6.2	5.7
Free throws-att	382-531	198-270
Free throw pct	.719	.733
F-Throws made per game	15.3	7.9
Rebounds	1078	812
Rebounds per game	43.1	32.5
Rebounding margin	+10.6	-
Assists	460	264
Assists per game	18.4	10.6
Turnovers	329	475
Turnovers per game	13.2	19.0
Turnover margin	+5.8	-
Assist/turnover ratio	1.4	0.6
Steals	249	133
Steals per game	10.0	5.3
Blocks	158	71
Blocks per game	6.3	2.8
Winning streak	4	-
Home win streak	13	-
Attendance	205522	45479
Home games-Avg/Game	13-15809	9-5053
Neutral site-Avg/Game	-	3-4162

Team Results

Date	Opponent		Score	Att.
11/03/2025	Grand Canyon	W	94-54	15601
11/07/2025	Bowling Green	W	114-47	16649
11/11/2025	Clemson	W	65-37	16623
11/15/2025	vs Southern California	W	69-52	8150
11/19/2025	Winthrop	W	106-56	15787
11/23/2025	Queens (NC)	W	121-49	15222
11/26/2025	vs Duke	W	83-66	2386
11/27/2025	vs Texas	L	64-66	1950
12/04/2025	at Louisville	W	79-77	10012
12/07/2025	N.C. Central	W	106-42	15677
12/14/2025	Penn St.	W	95-55	15601
12/18/2025	at South Fla.	W	103-44	3767
12/20/2025	at FGCU	W	105-43	3527
12/28/2025	Providence	W	96-55	15065
01/01/2026	Alabama	W	83-57	14367
01/04/2026	at Florida	W	74-63	6006
01/08/2026	at Arkansas	W	93-58	2963
01/11/2026	Georgia	W	65-43	15536
01/15/2026	Texas	W	68-65	17188
01/18/2026	at Coppin St.	W	90-48	3371
01/22/2026	at Oklahoma	Lot	82-94	7402
01/25/2026	Vanderbilt	W	103-74	17002
01/29/2026	at Auburn	W	81-51	4099
02/02/2026	at Texas A&M	W	71-56	4332
02/05/2026	Mississippi St.	W	88-45	15204