



MIZZOU

2025-26 MEN'S BASKETBALL GAME NOTES

30 NCAA TOURNAMENT APPEARANCES • 23 CONFERENCE CHAMPIONSHIPS • 21 ALL-AMERICANS • 48 NBA DRAFT SELECTIONS

2025-26 SCHEDULE

November

Mon	3	at Howard	W, 88-67
Fri	7	SOUTHEAST MISSOURI	W, 89-84
Sun	9	VMI	W, 106-68
Wed	12	MINNESOTA	W, 83-60
Mon	17	PRAIRIE VIEW A&M	W, 91-73
Thu	20	SOUTH DAKOTA	W, 102-68
Tue	25	SOUTH CAROLINA STATE	W, 98-66
Fri	28	CLEVELAND STATE	W, 86-59

December

Tue	2	^ at Notre Dame	L, 71-76
Sun	7	# at #21/21 Kansas	L, 60-80
Thu	11	ALABAMA STATE	W, 85-77
Sun	14	BETHUNE-COOKMAN	W, 82-60
Mon	22	% vs. #20/19 Illinois	L, 48-91

January

Sat	3	* #22/22 FLORIDA	W, 76-74
Wed	7	* at RV/RV Kentucky	W, 73-68
Sat	10	* at Ole Miss	L, 69-76
Wed	14	* RV/-- AUBURN	W, 84-74
Sat	17	* at LSU	L, 70-78
Tue	20	* #21/22 GEORGIA	L, 72-74
Sat	24	* OKLAHOMA (OT)	W, 88-87
Tue	27	* at #23/23 Alabama	L, 64-90
Sat	31	* MISSISSIPPI STATE	W, 84-79

February

Sat	7	* at South Carolina (SECN)	Noon
Wed	11	* at Texas A&M (SECN)	8 p.m.
Sat	14	* TEXAS (ESPN/2)	7:30 p.m.
Wed	18	* VANDERBILT (SECN)	8 p.m.
Sat	21	* at Arkansas (ESPN/2)	3/3:30 p.m.
Tue	24	* TENNESSEE (SECN)	8 p.m.
Sat	28	* at Mississippi State (SECN)	Noon

March

Tue	3	* at Oklahoma (ESPNU)	6 p.m.
Sat	7	* ARKANSAS (ESPN/2/U)	11 a.m.

* - Southeastern Conference Game
- StorageMart Border Showdown (Kansas City, Mo.)
% - McBride Homes Braggin' Rights (St. Louis, Mo.)
^ - ACC/SEC Challenge



MIZZOU TIGERS

15-7, 5-4 SEC

Head Coach: Dennis Gates
Career Record: 120-93
Record vs. USC: 2-3

AP Rank: n/a
Coaches: n/a
NET: No. 68



SOUTH CAROLINA

11-12, 2-8 SEC

Head Coach: Lamont Paris
Career Record: 147-133
Record vs. Mizzou: 2-2

AP Rank: n/a
Coaches: n/a
NET: No. 105

MISSOURI AT SOUTH CAROLINA

Columbia, S.C. • Colonial Life Arena
Saturday, Feb. 7 • Noon CT

TELEVISION

Station SEC Network
Play-by-Play Dave Neal
Analyst Jon Sundvold

RADIO

Station Tiger Radio Network
Satellite XM: 385 / SXM App: 975
Play-by-Play Mike Kelly
Analyst Chris Gervino

SERIES HISTORY

Overall Missouri, 10-9
at South Carolina South Carolina, 6-3
Under Dennis Gates Tied, 2-2
Last Meeting Mizzou 101, USC 71 (2/25/25)
Last 10 Games Tied, 5-5

MEDIA INFORMATION

Basketball SID Jason Veniskey
Office (573) 882-7826
Cell (585) 615-5316
E-mail jveniskey@missouri.edu

The Missouri Strategic Communications staff is available to assist home and visiting media. Contact Jason Veniskey for credentials, releases, statistics or general basketball info and for assistance arranging interviews with players and/or coaches.

The Mizzou men's basketball team plays its first game in the month of February, squaring off at South Carolina on Saturday afternoon. Tipoff is set for noon CT on SEC Network.

KEY MIZZOU NUMBERS

2

Missouri and Florida are the only two schools holding teams under 50 percent inside the arc during SEC play.

4

Eight of Mizzou's nine SEC games have been within four points with less than two minutes remaining.

10

T.O. Barrett has scored at least 10 points in five of the last six games – did so once in his first 35 career contests.

20.2

The Tigers are averaging 20.2 made free throws in their five SEC wins, compared to just 13.8 in their four defeats.

30

Last year versus South Carolina, MU posted its largest SEC win in 12 years of 30 points.

36

Mark Mitchell is aiming to be the first Tiger to average 17 points, five rebounds and three assists in 36 seasons.

MISSOURI'S LAST GAME STARTERS



5 BARRETT
So • G

7.4 PPG

2.6 APG

2.4 RPG

51.8 FG%




17 STONE
Gr • G

14.6 PPG

5.3 RPG

2.4 APG

52.1 FG%




11 PIERCE
Jr • G/F

9.0 PPG

3.4 RPG

46.7 FG%

40.5 3P%



25 MITCHELL
Sr • G/F

17.5 PPG

5.5 RPG

3.3 APG

53.7 FG%



15 PHILLIPS JR.
Sr • C

7.7 PPG

5.1 RPG

1.5 BPG

70.5 FG%

PHOTO ROSTER



0 Anthony Robinson II
Jr • G • 6-3 • 185
Tallahassee, Fla.



1 Aaron Rowe
Fr • G • 6-2 • 155
Columbia, Mo.



5 T.O. Barrett
So • G • 6-4 • 205
Oklahoma City, Okla.



6 Annor Boateng
So • G • 6-6 • 220
Little Rock, Ark.



7 Trent Burns
Fr • C • 7-5 • 260
Cypress, Texas



11 Trent Pierce
Jr • G/F • 6-10 • 225
Tulsa, Okla.



12 Sebastian Mack
Jr • G • 6-3 • 195
Chicago, Ill.



14 Jevon Porter
Sr • F • 6-11 • 230
Columbia, Mo.



15 Shawn Phillips Jr.
Sr • C • 7-0 • 245
Dayton, Ohio




17 Jayden Stone
Gr • G • 6-4 • 185
Perth, Australia



24 Nicholas Randall
Fr • G/F • 6-9 • 240
St. Louis, Mo.



25 Mark Mitchell
Sr • G/F • 6-9 • 230
Kansas City, Kan.



35 Jacob Crews
Gr • G/F • 6-8 • 215
Hilliard, Fla.



45 Luke Northweather
Jr • F • 6-11 • 235
Jefferson City, Mo.

2025-26 MIZZOU TIGERS ROSTER

#	Name	Pos	Yr	Ht	Wt	Hometown/Last School
0	Anthony Robinson II	G	Jr.	6-3	285	Tallahassee, Fla. / Florida State University HS
1	Aaron Rowe	G	Fr.	6-2	155	Columbia, Mo. / Father Tolton HS
5	T.O. Barrett	G	So.	6-4	205	Oklahoma City, Okla. / Link Academy
6	Annor Boateng	G	So.	6-6	220	Little Rock, Ark. / Little Rock Central HS
7	Trent Burns	C	Fr.	7-5	260	Cypress, Texas / Good Vision Academy
11	Trent Pierce	G/F	Jr.	6-10	225	Tulsa, Okla. / AZ Compass Prep
12	Sebastian Mack	G	Jr.	6-3	195	Chicago, Ill. / UCLA
14	Jevon Porter	F	Sr.	6-11	230	Columbia, Mo. / Loyola Marymount
15	Shawn Phillips Jr.	C	Sr.	7-0	245	Dayton, Ohio. / Arizona State
17	Jayden Stone	G	Gr.	6-4	185	Perth, Australia / West Virginia
24	Nicholas Randall	G/F	Fr.	6-9	240	St. Louis, Mo. / AZ Compass Prep
25	Mark Mitchell	G/F	Sr.	6-9	230	Kansas City, Kan. / Duke
35	Jacob Crews	G/F	Gr.	6-8	215	Hilliard, Fla. / UT Martin
45	Luke Northweather	F	Jr.	6-11	235	Jefferson City, Mo. / Oklahoma

MIZZOU COACHING & SUPPORT STAFF



Dennis Gates


Whitten Family Head Coach
California '01
Overall Record: 120-93 (Seventh year)
Record at Mizzou: 70-53 (Fourth year)



Kyle Smithpeters
Assoc Head Coach



Ryan Sharbaugh
Assistant Coach



Matt Cline
Assistant Coach



Steve Wright
Assistant Coach



David "Dickey" Nutt
Assistant Coach

Support Staff

David Carter, Special Asst. to Head Coach
Tim Fuller, General Manager
Griffin McHone, Director of Operations

Sean Conaty, Dir. of Athletic Performance
Chris Perrin, Senior Athletic Trainer
Tim Reusche, Creative Director

PRONUNCIATION GUIDE

Name	Pronunciation
Annor Boateng	ON-err BOW-ah-tang

BY THE NUMBERS

Mizzou	Stats	South Carolina
80.4	<<< Scoring	77.3
49.3	<<< FG Pct	44.8
34.7	<<< 3FG Pct	31.5
67.4	FT Pct >>>	78.5
36.7	<<< Rebounds	30.0
14.6	<<< Assists	13.9
12.5	<<< Turnovers	17.3
74.0	<<< Scoring Def.	75.3
41.9	<<< FG% Def.	44.9
36.4	<<< 3FG% Def. >>>	31.2
3.5	<<< Blocks	2.5
7.0	<<< Steals	5.6

SERIES FACTS & FIGURES

All-Time Series	Missouri, 10-9
at Missouri	Missouri, 7-2
at South Carolina.....	South Carolina, 6-3
Neutral Site	South Carolina, 1-0
Postseason.....	South Carolina, 1-0
Current Streak	Missouri, 1
Last 10 Games	Tied, 5-5

Missouri Superlatives	
Most Points	101, 2/25/25
Fewest Points Allowed	63, Three Times
Largest Win	30, 2/25/25

South Carolina Superlatives	
Most Points	85, 1/13/19
Fewest Points Allowed	53, 1/28/17
Largest Win	12, 2/1/20

SERIES RESULTS

1/22/13	H	W, 71-65	3/2/19	H	W, 78-63
2/28/13	A	W, 90-68	2/1/20	A	L, 64-76
1/25/14	H	W, 82-74	1/19/21	H	W, 81-70
2/10/15	A	L, 60-65	2/20/21	A	W, 93-78
3/11/15	N	L, 54-63	3/1/22	A	L, 69-73
1/16/16	A	L, 72-81	2/7/23	H	W, 83-74
2/16/16	H	W, 72-67	1/13/24	H	L, 69-71
1/28/17	H	L, 53-63	1/27/24	A	L, 64-72
1/3/18	A	W, 79-68	2/25/25	H	W, 101-71
1/13/19	A	L, 75-85			

TIGERS vs GAMECOCKS

No.	Player	GP	Pts	Reb	Asst	Other
0	Anthony Robinson II	2	13.5	2.0	4.0	66.7 FG%
1	Aaron Rowe	0	--	--	--	--
5	T.O. Barrett	1	0.0	0.0	0.0	1.0 SPG
6	Annor Boateng	1	0.0	0.0	1.0	--
7	Trent Burns	0	--	--	--	--
11	Trent Pierce	1	9.0	3.0	1.0	75.0 3P%
12	Sebastian Mack	0	--	--	--	--
14	Jevon Porter	0	--	--	--	--
15	Shawn Phillips Jr.	1	0.0	3.0	1.0	1.0 BPG
17	Jayden Stone	0	--	--	--	--
24	Nicholas Randall	0	--	--	--	--
25	Mark Mitchell	1	13.0	1.0	3.0	45.5 FG%
35	Jacob Crews	1	10.0	3.0	0.0	57.1 FG%
45	Luke Northweather	1	3.0	0.0	0.0	1.0 SPG

ABOUT THE TIGERS

- Missouri return to play for the first time in seven days with a 15-7 overall record and a 5-4 mark against SEC foes.
- The Tigers earned an 84-79 victory in their last contest over Mississippi State last Saturday.
- Senior **Mark Mitchell** leads the team with 17.5 points and 5.5 rebounds, while ranking second with 3.3 assists per game.
- Jayden Stone** is second with 14.6 points, while **Jacob Crews** also scores in double figures with 10.8 points per game.
- Anthony Robinson II** leads Missouri with 3.4 assists per game, while **Shawn Phillips Jr.** has a team-best 1.5 blocks per game.
- The Tigers are averaging 80.4 points per game, while allowing 74.0.

ABOUT THE GAMECOCKS

- South Carolina is 11-12 on the season with a 2-8 mark in SEC action.
- The Gamecocks have lost their last four games, coming off an 84-75 defeat at Texas on Tuesday.
- Four players score in double figures for South Carolina – led by 16.5 points and 4.3 assists from Meechie Johnson.
- Mike Sharavjamts is second with 10.8 points to go with a team-best 5.4 rebounds.
- The Gamecocks own a scoring offense of 77.3 points with a scoring defense of 75.3.

SERIES HISTORY

- In 19 meetings between the schools, the Tigers hold a slight 10-9 edge over South Carolina.
- The home team is 13-5 in matchups between the schools and have won eight of the last 10.
- Last season, the Tigers cruised to a 101-71 win at Mizzou Arena with six players scoring in double figures in the victory.
- The 30-point win for Mizzou over the Gamecocks was the team's largest versus any SEC team in 12 seasons.

SURGING T.O. BARRETT

- Sophomore **T.O. Barrett** is currently playing the best basketball of his collegiate career.
- Barrett has tallied at least 10 points in five of the last six games – he scored in double figures just once in his first 35 career contests.
- In his first collegiate start on Jan. 24, Barrett tallied a career-best 21 points – the most by a Tiger making their first career start since Frankie Hughes scored 23 versus Alabama A&M in 2016.
- Overall, in the last six games, Barrett is tallying 13.8 points, while shooting 54.8 percent and 81.8 percent from the free-throw line (27-33).
- In 22 games as a sophomore, Barrett is averaging 7.4 points and 2.6 assists per game.

MAGIC NUMBER IS 73

- The goal for the Tigers is simply to score 73 points.
- Mizzou is a perfect 15-0 when tallying at least 73 points but are 0-7 when failing to reach the mark.
- Overall, the Tigers are averaging 80.7 points during the 2025-26 season – tallying 87.7 points in their 15 wins and 64.9 in their seven defeats.

MAKING YOUR THREES

- One key shooting stat for the Tigers to get to 73 points is to be efficient from the 3-point line.
- Mizzou is a perfect 11-0 this season when making at least 34 percent of its 3-point attempts.
- On the other end, MU is 4-7 when making less than 34 percent from beyond the arc – losing seven of its last eight when held under the mark.
- Mizzou is making 38.5 percent in its 15 wins this season and 27.2 percent in its seven defeats.

CHARITY STRIPE

- Another key stat for the Tigers is to get to the free-throw line and make their shots.
- In SEC play, Mizzou is 5-1 with at least 13 made free throws but 0-3 with 12 or fewer.
- Overall, the Tigers are making 20.2 free throws in their five conference wins but just 13.8 in their four defeats.

MR. VERSATILE, MARK MITCHELL

- Mark Mitchell** continues to be the team's go-to weapon during the 2025-26 season.
- Mitchell leads MU with 17.5 points and 5.5 rebounds, while ranking second with 3.3 assists.
- Mitchell is attempting to be the first Tiger to tally 17 points, five boards and three assists since Big Eight Player of the Year Anthony Peeler in 1991-92.
- In fact, he is one of only 11 players in the nation to have totaled 375 points, 120 rebounds and 70 assists this season.

TOP RANKS FOR MITCHELL

- With his strong play this season, **Mark Mitchell** ranks among the nation's best in multiple stats.
- The senior currently ranks ninth in the SEC and 117th nationally with his 17.5 points per game.
- Efficiency is the key as he ranks third in the SEC and 78th nationally with a field-goal clip of 53.7.
- Mitchell is also one of the nation's best at getting to the free-throw line – ranking 17th in attempts (172) and 59th in makes (113).

KEEPING IT CLOSE

- Fans are in for a treat this year during MU games.
- Eight of the Tigers' nine SEC games have been within four in the final two minutes.
- Five of the team's games have been decided by five or less points, already one more than the last two seasons despite playing just nine games.

QUICK FACTS

BASIC INFORMATION

Location	Columbia, Mo.
Founded	1839
Enrollment	32,105
Nickname	Tigers
Colors	Black & Gold
Mascot	Truman the Tiger
Conference	Southeastern Conference
Chancellor	Mun Choi
Director of Athletics	Laird Veatch
Faculty Athletic Rep	Pamela Bruzina
Official Website	MUTigers.com

HOME ARENA

Arena	Mizzou Arena
Court	Norm Stewart Court
Capacity	15,061
Opened	2004

TEAM INFORMATION

2024-25 Final Record	22-12 (.647)
SEC Record/Finish	10-8 / t-6th
SEC Tournament	1-1
Postseason	NCAA First Round
Lettermen Returning/Lost	7/9
Starters Returning/Lost	3/2
Newcomers	5
Social Media	@MizzouHoops

MIZZOU HISTORY

First Season	1906-07
All-Time Record *	1,728 - 1,264 (.578)
All-Time SEC Record *	80 - 153 (.343)
Conference Regular-Season Titles	15
	1918, 1920, 1921, 1922, 1930, 1939, 1940, 1976, 1980, 1981, 1982, 1983, 1987, 1990, 1994
Conference Tournament Titles	Eight
	1978, 1982, 1987, 1989, 1991, 1993, 2009, 2012
NCAA Tournaments *	30
	1944, 1976, 1978, 1980, 1981, 1982, 1983, 1986, 1987, 1988, 1989,1990, 1992, 1993, 1994*, 1995, 1999, 2000, 2001, 2002, 2003, 2009, 2010, 2011, 2012, 2013, 2018, 2021, 2023, 2025

* - record reflects 23 vacated wins from the 2013-14 season (nine SEC victories) and three vacated tournament wins from 1993-94 season

CONTROLLING THE PAINT

- One area where the Tigers have excelled this season is in the paint.
- MU is outscoring SEC teams inside, 310-232 – an average of nearly nine points (34.4-25.8).
- In two of its last three games, the Tigers outscored Oklahoma by 28 (40-12) and Alabama by 24 (44-20) – only the second time since joining the SEC that Mizzou outscored conference teams in the paint by at least 20 in consecutive games (also 2012-13).
- The team's +28 margin versus Oklahoma is tied for its largest in SEC play (also vs. LSU in 2013).

EFFICIENCY FROM PHILLIPS

- **Shawn Phillips Jr.** is enjoying one of the most accurate seasons by a Tiger in school history.
 - Phillips has made 70.5 percent of his field goals this season – currently the top mark in the Mizzou record book.
- | Field Goal Pct. Record | FGM-FGA | FG% |
|---------------------------------|---------|------|
| 1. Shawn Phillips Jr. (2025-26) | 67-95 | 70.5 |
| 2. Ricardo Ratliffe (2011-12) | 210-303 | 69.3 |
| 3. Greg Church (1988-89) | 126-193 | 65.3 |
- Overall, Phillips is averaging 7.7 points and 5.1 rebounds per game as a senior.
 - Phillips is also first on the team, seventh in the SEC and 99th nationally with 1.45 blocks per game.

MORE EFFICIENT SHOOTERS

- **Jacob Crews** joins **Shawn Phillips Jr.** as highly efficient shooters.
 - Phillips also ranks first in MU history in effective field goal percentage, while Crews is third.
- | Effective FG Pct. Record | 2FG | 3FG | EFG% |
|---------------------------------|---------|--------|------|
| 1. Shawn Phillips Jr. (2025-26) | 67-95 | 0-0 | 70.5 |
| 2. Ricardo Ratliffe (2011-12) | 210-303 | 0-0 | 69.3 |
| 3. Jacob Crews (2025-26) | 29-49 | 49-106 | 66.1 |

TOP SHOOTING TEAM

- Overall, Mizzou ranks as one of the best shooting teams in the country.
- Mizzou is making 49.3 percent of its field goals this season with a 3-point clip of 34.7 percent.
- MU ranks 25th nationally with its 49.3 percent overall clip, 42nd in effective field goal percentage (55.8) and 32nd in 2-point percentage (57.9).

CONSISTENT SHOOTING

- The key to the Tigers ranking among the nation's best shooters is their consistency.
- Mizzou has eclipsed 50 percent in half of its games this season (11-of-22).
- The Tigers are one of 37 schools in the country with 11 games of at least 50 percent shooting.

50 PERCENT EQUALS WINS

- As Mizzou continues to make 50 percent of its field goals, it continues to pile up the wins.

- The 50 percent mark is almost a guaranteed win for the Tigers as MU is now 41-1 under Coach Gates when hitting the mark, including 23-0 since the start of the 2024-25 season.

THE CREWS MISSILE

- Graduate student **Jacob Crews** has been one of the top shooters nationally this season.
- Crews leads the Tigers with 49 made 3-pointers and a clip of 46.2 percent from beyond the arc.
- Of players that have made at least two triples per game, Crews ranks 12th in the nation with his 3-point clip of 46.2 percent.
- Overall, Crews is third on the team with 10.8 points this year.

DEFENSIVE STRENGTH IN SEC PLAY

- The Tigers have quietly put together a strong defensive effort in conference play.
- In SEC games only, Mizzou ranks fourth with a scoring defense of 75.6 points and second with a field goal percentage defense of 42.1.

PROTECT THE PAINT

- One key to the Tigers success on defense is their 2-point defense.
- Mizzou ranks 36th nationally and second in the SEC by allowing teams to make only 46.5 percent of their field goals inside.
- In SEC games only, Mizzou is one of only two schools that are holding teams less than 50 percent from 2-point range – Tigers are second at 47.0 percent, while Florida is first at 46.5.

DIFFERENCE MAKERS

- It's been a welcomed return in SEC play for **Trent Pierce** and **Jayden Stone**.
- In its nine SEC games, the duo has averaged a combined 24.4 points, 9.2 rebounds, 3.3 assists and 2.0 steals in their returns from injury.
- A starter last season, Pierce missed the first 13 games with a lower-body injury, while Stone had missed the last seven games of non-conference action with a hand injury.

STONE COLD

- After a successful start to his Mizzou career, the Tigers certainly missed **Jayden Stone** during his time out with a hand injury.
- Before his injury, Stone was the first Tiger to score 10-plus points in his first six career games at Mizzou since Jordan Clarkson in 2013.
- In nine games since returning from injury, Stone is averaging 15.4 points, 5.8 boards and 2.2 assists.
- Overall, Stone is second on the team with 14.6 points, second with 5.3 rebounds and fourth with 2.4 assists per game.

Specialty Stats					
Opp.	Off TO	Paint	2nd Ch	Fast Br	Bench
Howard	15	46	20	25	39
SEMO	17	46	8	16	24
VMI	30	60	30	27	37
Minnesota	11	32	9	9	41
PV A&M	15	44	15	17	42
S Dakota	24	56	13	12	34
S Carolina St	14	54	36	9	44
Cleveland St	21	40	20	6	47
Notre Dame	23	34	8	22	31
Kansas	9	28	11	15	21
Alabama St.	15	46	13	9	22
Bethune-Cook.	23	50	21	13	18
Illinois	12	18	5	3	21
Florida	9	32	9	11	17
Kentucky	17	40	4	7	12
Ole Miss	9	34	8	6	10
Auburn	13	32	7	22	31
LSU	7	26	13	5	20
Georgia	10	36	10	11	17
Oklahoma	19	40	19	11	11
Alabama	4	44	19	1	18
Miss State	21	26	8	11	19
TOTAL	338	864	306	268	576
Avg	15.4	39.3	13.9	12.2	26.2

Largest Leads & Deficits	
Victory	38, vs. VMI, 11/9
Defeat	43, vs. Illinois, 12/22
Lead	38, vs. VMI, 11/9
Lead Blown.....	12, 2x (last at Notre Dame, 12/2)
Lead in Loss	12, at Notre Dame, 12/2
Halftime Lead	25, vs. South Carolina State, 11/25
Halftime Lead Blown	7, at Notre Dame, 12/2
Halftime Lead in Loss	7, at Notre Dame, 12/2
Deficit	43, vs. Illinois, 12/22
Deficit Overcome	10, vs. Georgia, 1/21
Deficit in Win.....	9, 2x (last vs. Minnesota, 11/12)
Halftime Deficit	16, vs. Illinois, 12/22
Halftime Deficit Overcome..	5, vs. SE Missouri, 11/7
Halftime Deficit in Win	5, vs. SE Missouri, 11/7

Active Career Leaders	
Games Played	Mark Mitchell 123
Games Started.....	Mark Mitchell 122
Minutes	Mark Mitchell 3,518
Points	Mark Mitchell 1,543
3-Pointers	Jacob Crews 209
Rebounds.....	Mark Mitchell 631
Assists.....	Anthony Robinson II 217
Blocks	Shawn Phillips Jr..... 96
Steals	Anthony Robinson II 146
Field Goal Pct.....	Shawn Phillips Jr. 59.6
3-Point Pct.	Jacob Crews 37.9
FT Pct.	T.O. Barrett..... 80.7

Piercing Impact	
• Trent Pierce	has also returned from injury to play a significant role in Mizzou's start in the SEC.
• In nine games	in the lineup, Pierce is tallying 9.0 points, 3.4 rebounds, 1.1 assists and 1.1 steals.
• Pierce has also	proven to be strong shooter – making 46.7 percent of his field goals and 40.5 percent from 3-point range.
• The junior	scored a season-best 18 points in Mizzou's win over Auburn – matching a career-high with five made 3-pointers.

Double-Digit Threats	
• One key to the MU's	success on the offensive side this season is its number of weapons.
• Of the 13 players	to feature for MU this year, 11 have scored in double figures at least once.
• Trent Pierce	became the latest Tiger to reach the mark, scoring in double figures in his season debut on Jan. 3.

Trio of 20-Point Scorers	
• The Tigers	also have a number of 20-point threats on the roster.
• In their win	over Oklahoma, a trio of Tigers tallied at least 20 points – Mark Mitchell (25), T.O. Barrett (21) and Jayden Stone (20).
• It marked	the first time Mizzou had three players all score at least 20 points in the same game since Nov. 17, 2016 against Xavier.
• The Tigers	are also the first team to have three 20-point scorers in an SEC game this season.
• Overall,	five Tigers have scored at least 20 points in a game this season with Jacob Crews and Anthony Robinson II also eclipsing the mark.

Robinson Anchors Defense	
• Anthony Robinson II	entered the season as the frontrunner for the league's Defensive Player of the Year accolade and has not disappointed.
• Robinson	currently ranks fourth in the SEC and 73rd nationally with 1.86 steals per game.

The Lone Returner	
• The reason	why junior Anthony Robinson II is a top candidate for SEC Defensive Player of the Year is his history from past seasons.
• Robinson	was named to the SEC's five-man All-Defensive Team as a sophomore. In fact, he is the only player returning from last year's team (other four were graduating seniors).

Getting to the Line	
• One area	where the Tigers would like to take advantage of is the free-throw line.
• Last season,	Mizzou ranked second nationally with 19.7 makes per game from the free-throw

line and third	with 27.0 attempts.
• This year,	however, the Tigers are ninth in the SEC in attempts per game (24.0) and 13th in makes from the charity stripe (16.1), while placing 16th with a clip of 67.4 percent.

And-One	
• Not only	does Mark Mitchell lead the team in free throw makes and attempts this season but he also is elite at finishing through contact.
• Mitchell	has a team-best 27 and-ones in 2025-26 – averaging 1.2 per game.

The Missing Piece	
• The one	player that the Tigers would like to take advantage of drawing contact is Anthony Robinson II.
• Last season,	Robinson was second on the team with 140 free-throw attempts (4.2 per game).
• This year,	however, Robinson has had his attempts minimized despite playing more minutes.
• Robinson's	fouls drawn per 40 minutes has gone from 5.2 to 4.0, while his free-throw rate went from 79.5 to 47.6.

Strong From the Start	
• The Tigers	pulled off a number of firsts to open league play.
• Mizzou	won its first two conference games for the first time in its 14 years in the SEC.
• Perhaps	most impressive about its 2-0 start, MU defeated the top two teams in the SEC preseason poll – topping Florida and winning for the first time ever in 10 tries at Kentucky.

Big Victory	
• The Tigers	made an early statement on Nov. 12, posting an 83-60 victory over Minnesota.
• The 23-point	win marks the largest for MU in 147 games versus the Big Ten Conference – surpassing its previous high of 22 (Illinois in 2022).

Mitchell Earns Preseason Nods	
• Senior Mark Mitchell	is one of the top returners in the SEC and in the nation this season.
• Mitchell	is one of 50 players named to the Oscar Robertson Trophy Preseason Watch List – which is presented to the men's national player of the year by the USBWA.
• The senior	was also named to the Preseason All-SEC Second Team.
• Mitchell	leads MU with 17.5 points and 5.5 boards, while ranking second with 3.2 assists.

STATISTIC RANKINGS

Team	Stat	SEC	NCAA
Scoring Offense	80.4	13th	98th
Field Goal Pct.	49.3	2nd	25th
Effective Field Goal Pct.	55.8	5th	42nd
3-Point FG Per Game	7.5	13th	226th
3-Point Pct.	34.7	7th	139th
FTM Per Game	16.1	13th	115th
FTA Per Game	24.0	9th	58th
Free Throw Pct.	67.4	16th	332nd
Offensive Rebounds	11.8	11th	117th
Assists	14.6	11th	144th
Turnovers Per Game	12.5	15th	250th
Assist-Turnover Ratio	1.17	14th	211th
Fastbreak Points	12.2	11th	117th
Bench Points	26.2	8th	96th

Scoring Defense	74.0	6th	190th
Field Goal Pct. Def.	41.9	5th	70th
3-Point Pct. Def.	36.4	16th	324th
Defensive Rebounds	24.9	13th	170th
Blocks	3.5	12th	145th
Steals	7.0	8th	169th
Turnovers Forced	11.7	7th	210th

Scoring Margin	+6.4	12th	103rd
Rebounds Per Game	36.7	13th	129th
Rebound Margin	+4.6	5th	72nd
Turnover Margin	-0.9	13th	258th
Fouls Per Game	17.9	9th	200th

Individual	Stat	SEC	NCAA
Points Per Game			
Mark Mitchell	17.5	9th	117th

Field Goal Percentage	Stat	SEC	NCAA
Mark Mitchell	53.7	3rd	78th

3-Point Field Goals Per Game	Stat	SEC	NCAA
Jacob Crews	2.23	11th	200th

Free Throws Made	Stat	SEC	NCAA
Mark Mitchell	113	4th	59th

Free Throw Attempts	Stat	SEC	NCAA
Mark Mitchell	172	3rd	17th

Steals Per Game	Stat	SEC	NCAA
Anthony Robinson II	1.86	4th	73rd

Blocks Per Game	Stat	SEC	NCAA
Shawn Phillips Jr.	1.45	7th	99th

as of Feb. 4

SEC STANDINGS

School	SEC			Overall			Home	Away	Neutral
	W	L	Pct.	W	L	Pct.			
Texas A&M	7	2	.778	17	5	.773	12-1	4-3	1-1
Florida	7	2	.778	16	6	.727	10-1	3-2	3-3
Kentucky	7	3	.700	16	7	.696	12-2	3-3	1-2
Vanderbilt	6	3	.667	19	3	.864	11-1	5-2	3-0
Arkansas	6	3	.667	16	6	.727	12-1	2-3	2-2
Tennessee	6	3	.667	16	6	.727	12-1	2-3	2-2
Alabama	5	4	.556	15	7	.682	8-3	3-2	4-2
Missouri	5	4	.556	15	7	.682	13-1	2-4	0-2
Auburn	5	4	.556	14	8	.636	9-1	2-4	3-3
Texas	5	5	.500	14	9	.609	10-3	3-4	1-2
Georgia	4	5	.444	16	6	.727	11-3	3-2	2-1
Ole Miss	3	6	.333	11	11	.500	7-3	2-5	2-3
Mississippi State	3	6	.333	11	11	.500	7-4	3-3	1-4
LSU	2	7	.222	14	8	.636	9-3	2-4	3-1
South Carolina	2	8	.200	11	12	.478	10-5	1-5	0-2
Oklahoma	1	9	.100	11	12	.478	8-4	1-6	2-2

TOP RETURNING SCORER

- Senior **Mark Mitchell** led the Tigers in scoring as a junior and is back for more in 2025-26.
- Mitchell tallied 13.9 points per game – shooting 50.5 percent from the field and leading the team in free-throws made (142) and attempts (212).
- In fact, Mitchell's 13.9 points are the most by a returning Tiger since Marcus Denmon in 2011-12 (he averaged 16.9 in 2010-11).

FLYING HIGH

- There is one thing you can't teach on the court and that is height, which Mizzou owns a lot of.
- The Tigers average height in 2025-26 is 79.79 inches (nearly 6-foot-8).
- Mizzou's height is nearly an inch taller than the second-previous tallest team in school history (79.00 in 2017-18) and more than a half inch taller than any other team in the SEC.

Tallest Mizzou Teams

1. 2025-26	79.79	3. 1995-96	78.87
2. 2017-18	79.00	4. 1988-89	78.86

Tallest SEC Teams

1. Missouri	79.79	3. Kentucky	79.06
2. Florida	79.27	4. Mississippi State	78.87

- Trent Burns** (7-5) is also tied for the tallest player in MU history and second tallest player nationally.

RETURNING EXPERIENCE

- The Tigers take on the 2025-26 campaign with a number of familiar faces.
- Mizzou is the only team in the SEC with three returning starters from last season with **Mark Mitchell**, **Trent Pierce** and **Anthony Robinson II** all back for MU.
- Overall, it marks the first time that MU returns three starters since the 2020-21 campaign.

BREAKOUT CANDIDATE

- Anthony Robinson II** has been identified as one to watch this season.
- Robinson was named one of 10 breakout players for the 2025-26 campaign by Andy Katz and one of 20 by Jon Rothstein.
- Robinson tallied 9.0 points per game during his sophomore season, leading Mizzou with 3.5 assists and 2.0 steals per game.

MILESTONE WATCH

- Jacob Crews** (Nov. 25) and **Jayden Stone** (Jan. 20) both joined the 1,000-point club this season.
- The duo joined **Mark Mitchell** and **Jevon Porter** in the club as the Tigers now boast four players with 1,000-plus points in their careers.

Mizzou Active Scoring Leaders

1. Mark Mitchell	1,543	3. Jacob Crews	1,157
2. Jevon Porter	1,177	4. Jayden Stone	1,044

CREWS IMPROVEMENT

- Jacob Crews'** strong shooting early this season shouldn't be much of a surprise as he finished his first season in the Black & Gold strong as well.
- In his last 14 games of 2024-25, Crews shot 38.9 percent from 3-point range after sinking 29.2 percent in his first 19 games at Mizzou.
- Crews has gone even further this season as he is now averaging 11.0 points with a 3-point mark of 45.6 percent.
- Crews has connected on a team-best 49 triples through 22 games this season – last season, he had 24 through the season's first 22 contests.

MIZZOU RECORD WHEN...	2025-26	Gates Era	Streak
Overall	15-7	70-53	W1
Home	13-1	53-17	W2
Road	2-5	12-27	L3
Neutral	0-1	5-9	L3
SEC Games	5-4	26-37	W1
Home	4-1	18-14	W2
Road	1-3	8-23	L3
Non-Conference	10-3	44-16	L1
Home	9-0	35-3	W21
Road	1-2	4-4	L2
Neutral	0-1	5-9	L3
vs. Ranked Teams	1-4	12-19	L2
vs. Unranked Teams	14-3	58-34	W2
November	8-0	28-3	W14
December	2-3	13-8	L1
January	5-4	14-18	W1
February	--	10-13	W1
March	--	5-11	L2
Monday	2-1	7-2	L1
Tuesday	1-3	12-10	L3
Wednesday	3-0	12-9	W3
Thursday	2-0	7-1	W2
Friday	2-0	6-3	W2
Saturday	3-2	18-25	W2
Sunday	2-1	8-4	W3
Leading at Halftime	12-1	55-12	W5
Trailing at Halftime	2-6	12-39	L1
Tied at Halftime	1-0	3-1	W1
Leading w/ 5:00 Left	13-1	61-6	W5
Trailing/Tied w/ 5:00 Left	2-6	9-47	L1
Overtime	1-0	3-2	W1
Decided by 1-5 points	5-2	16-12	W2
Decided by 6-10 points	2-2	15-19	L1
Decided by 11+ points	8-3	39-22	L2
Scoring 100+ Points	2-0	9-0	W53
Scoring 90-99	2-0	9-1	W2
Scoring 80-89	9-0	37-8	W9
Scoring 70-79	2-3	12-14	L2
Scoring 60-69	0-3	3-21	L13
Scoring 59 or less	0-1	0-9	L20
Opponent scores 100+	--	0-1	L8
Opp. Scores 90-99	0-2	3-13	L7
Opp. Scores 80-89	2-1	9-13	W1
Opp. Scores 70-79	5-4	23-19	W1
Opp. Scores 60-69	7-0	26-8	W7
Opp. Scores 59 or less	1-0	9-0	W9
Missouri FG% ≥ 50.0	11-0	41-1	W23
Opp. FG% ≥ 50.0	0-1	8-16	L6
Missouri FG% < 40.0	0-3	0-23	L33
Opp. FG% < 40.0	6-1	25-4	L1
MU Outshoots Opp.	13-3	59-11	L2
Opp. Outshoots MU	1-4	10-42	L1
Attempts More FTs	13-3	48-11	W2
Attempts Fewer FTs	2-3	23-40	L2
FTs Even	--	1-2	L2
Outrebounds Opp.	9-2	31-7	L1
Outrebounded	5-5	35-45	W1
Rebounds Equal	1-0	4-1	W1
Commits Fewer Turnovers	7-2	55-26	W2
Commits More Turnovers	6-5	9-20	L3
Turnovers Even	2-0	6-7	W2
Commits Fewer Fouls	10-3	44-12	W2
Commits More Fouls	5-4	25-33	L2
Fouls Even	--	1-8	L2

OH CAPTAIN! MY CAPTAIN!

- Three Tigers are serving as team captains during the 2025-26 campaign.
- Mark Mitchell**, **Trent Pierce** and **Anthony Robinson II** are all set to serve in leadership roles this season.

LEARNING FROM THE POINT GOD

- Anthony Robinson II** spent some of his summer learning from Chris Paul as he was one of 12 players nationally to earn an invite to his camp.
- Robinson participated in the Chris Paul Elite Guard Camp from July 29 to August 1 this summer.

TIGERS SIGNS TOP CLASS

- The Tigers made a splash in November by signing one of the nation's top-ranked recruiting class.
- MU signed **Jason Crowe Jr.** (No. 5 in ESPN100), **Toni Bryant** (No. 14) and **Aidan Chronister** (No. 83).
- Crowe and Bryant were both named McDonald's All-Americans – the first time Mizzou had two honorees in the same season (one of three schools in 2026).
- Overall, Mizzou originally had the No. 1 class on signing day and now ranks No. 2 nationally, behind Duke and its top-ranked class.

TAKING THE SHOW ON THE ROAD

- The Tigers went on the road to open the 2025-26 season, putting on a show at Howard.
- Mizzou's win marks the first time it won a road season opener since 2003, while the 21-point win is its largest since in a road opener since a 52-29 win at Saint Louis in 1941.
- The Tigers were the only power conference school to open with a win in a true road game.

MU SLATED SEVENTH IN SEC POLL

- Missouri was picked to finish seventh in the SEC this season, as voted on by the league's media.
- It marks the Tigers' highest preseason selection since being voted fifth in 2017-18.
- Defending national champion Florida was first in the preseason rankings, followed by Kentucky, Tennessee, Alabama and Arkansas in the top five.

SHOW ME STATE

- The Tigers have a Missouri look to the team in 2025-26.
- After not featuring a player from the state in the previous three seasons, four Tigers are playing in their home state this season.
- Jevon Porter** and **Aaron Rowe** are both from Columbia with **Luke Northweather** also from mid-Missouri in nearby Jefferson City. **Nicholas Randall** is the final native Missourian, from St. Louis.

- It marks the most players from the Show Me State to feature for Mizzou since six were on the 2017-18 roster.

EIGHT CORE VALUES

- One goal of Coach Gates in building a program is to instill eight core values in the student-athletes that they carry into the classroom, on the court and into the community.
- The eight core values are: friendship, love, accountability, trust, discipline, unselfishness, enthusiasm and toughness.

TIGERS IN THE NBA

- Five former Tigers tipped are continuing their playing career in the NBA this season with another five on staffs.
- Tamar Bates** (Nuggets), **Kobe Brown** (Pacers), **Jordan Clarkson** (Knicks), **Michael Porter Jr.** (Nets) and **Dru Smith** (Heat) are all on rosters this season.
- In the front office, former MU players include **Josh Kroenke** (Nuggets President), **Quin Snyder** (Hawks coach), **DeMarre Carroll** (Suns assistant), **Larry Drew** (Clippers assistant) and **Jarrett Sutton** (Pelicans scout).

NBA FAMILY TIES

- A pair of current Tigers have family ties that reach to the NBA.
- Jevon Porter** is the brother of current Brooklyn Net and former Tiger Michael Porter Jr.
- In 2023, Michael Porter Jr. became the fourth Tiger all-time to win an NBA title and first since Clay Johnson in 1982.
- Sebastian Mack's** father, Sam, played in the NBA from 1992 to 2022 with San Antonio, Houston, Vancouver, Golden State and Miami.

TOP OF THE CLASS

- The Tigers have excelled in the classroom under Dennis Gates.
- Mizzou has set both its fall (3.46 in 2022) and spring (3.22 in 2024) semester GPA records under Gates' leadership.
- In addition, Mizzou claimed the SEC Scholar-Athlete of the Year twice in three years – **Kobe Brown** in 2022-23 and **Sean East II** in 2023-24.

VOICE OF THE TIGERS

- The Voice of the Tigers, **Mike Kelly** is in his 35th season calling games for the Missouri men's basketball team.
- Kelly has called 1,084 games, celebrating his milestone 1,000th game versus LSU in 2023.
- Kelly has also served as the school's football play-by-play announcer since 1994.

AP POLL

1. Arizona (59)	22-0	1475
2. Michigan	20-1	1388
3. UConn	21-1	1367
4. Duke	20-1	1314
5. Illinois	29-3	1172
6. Gonzaga	22-1	1167
7. Iowa State	18-2	1072
8. Houston	19-2	1067
9. Nebraska	20-2	1036
10. Michigan State	19-3	950
11. Kansas	16-5	847
12. Purdue	18-4	697
13. Texas Tech	16-5	638
14. North Carolina	17-4	633
15. Vanderbilt	19-3	627
16. BYU	17-4	622
17. Florida	16-6	618
18. Virginia	18-3	578
19. Saint Louis	21-1	353
20. Clemson	18-4	284
21. Arkansas	16-6	276
22. St. John's	16-5	199
23. Miami (Ohio)	22-0	170
24. Louisville	15-6	148
25. Tennessee	15-6	134

RV: Texas A&M (83), Alabama (48), Iowa (39), UCF (39), Kentucky (28), Villanova (15), NC State (9), Auburn (8), Utah St. (6), Miami (4), Georgia (3), Santa Clara (1), George Mason (1), Wisconsin (1).

USA TODAY COACHES POLL

1. Arizona (31)	22-0	775
2. Michigan	20-1	728
3. UConn	21-1	715
4. Duke	20-1	692
5. Gonzaga	22-1	625
6. Illinois	19-3	599
7. Iowa State	20-2	588
8. Houston	19-2	586
9. Nebraska	20-2	502
10. Michigan State	19-3	486
11. Kansas	16-5	448
12. Purdue	18-4	387
13. Texas Tech	16-5	365
14. BYU	17-4	315
15. Vanderbilt	19-3	311
16. Florida	16-6	306
17. Virginia	18-3	303
18. North Carolina	17-4	280
19. Clemson	18-4	217
20. Saint Louis	21-1	197
21. Arkansas	16-6	154
22. St. John's	16-5	132
23. Louisville	15-6	72
24. Miami (Ohio)	22-0	68
25. Texas A&M	17-4	61

RV: Iowa (52), Tennessee (50), UCF (15), Alabama (15), Villanova (13), Kentucky (9), North Carolina State (4), Utah State (2), Georgia (2), Saint Mary's (1).

	PRE	N10	N17	N24	D01	D08	D15	D22	D29	J05	J12	J19	J26	F02	F09	F16	F23	M02	M09	M16
AP Poll	RV	RV	RV	RV	RV	--	--	--	--	--	--	--	--	--	--	--	--	--	--	--
Coaches	RV	RV	RV	RV	RV	--	--	--	--	RV	--	--	--	--	--	--	--	--	--	--

MIZZOU vs AP TOP 25				
142-268	74-79	30-121	38-68	L2
OVERALL	HOME	AWAY	NEUTRAL	STREAK

RECORD VERSUS AND LAST TIME THAT...						
Ranks	Overall	Home	Away	Neutral	Streak	Last Win
No. 1	5-20	4-5	1-8	0-7	W1	76-67, vs. #1 Kansas (12/8/24)
Top Five	26-94	16-30	5-38	5-26	L1	110-98, vs. #4 Alabama (2/19/25)
Top 10	53-151	32-46	11-62	10-43	L1	110-98, vs. #4 Alabama (2/19/25)
Top 15	85-184	47-56	20-76	18-52	L1	110-98, vs. #4 Alabama (2/19/25)
Top 20	121-233	65-71	27-99	29-63	L3	110-98, vs. #4 Alabama (2/19/25)
OVERALL	142-268	74-79	30-121	38-68	L2	76-74, vs. #22 Florida (1/3/26)

RANKED MEETINGS WITH SOUTH CAROLINA			
Date	Winner	Loser	Location
1/22/13	#22 Missouri 71	South Carolina 65	Columbia, S.C.
1/16/16	#19 South Carolina 81	Missouri 72	Columbia, S.C.
1/28/17	#23 South Carolina 63	Missouri 53	Columbia, Mo.
1/19/21	#19 Missouri 81	South Carolina 70	Columbia, Mo.
2/20/21	#20 Missouri 73	South Carolina 78	Columbia, S.C.
2/25/25	#14 Missouri 101	South Carolina 71	Columbia, Mo.

Both Teams Ranked: n/a

Only Mizzou Ranked: Missouri, 4-0

Only South Carolina Ranked: South Carolina, 2-0

Opponent	Score	1H	2H	OTs	FGM	FGA	PCT.	3PM	3PA	PCT.	FTM	FTA	PCT.	OFF	DEF	REB	PF	A	TO	STL	BLK
Missouri at Howard	W, 88-67	42	46	--	34	61	55.7	10	18	52.6	10	21	47.6	16	31	47	18	16	16	6	3
		26	41	--	22	62	35.5	12	29	41.4	11	16	68.8	10	18	28	19	17	13	5	2
Missouri vs. Southeast Missouri	W, 89-84	46	43	--	32	54	59.2	6	15	40.0	19	31	61.3	9	21	30	17	13	19	10	6
		51	33	--	29	63	46.0	9	30	30.0	17	21	81.0	13	20	33	25	14	16	11	1
Missouri vs. VMI	W, 106-68	50	56	--	37	65	56.9	7	21	33.3	25	35	71.4	17	33	50	19	20	11	13	2
		40	28	--	19	57	33.3	15	42	35.7	15	20	75.0	8	17	25	24	10	17	8	1
Missouri vs. Minnesota	W, 83-60	32	51	--	29	49	59.2	11	22	50.0	14	20	70.0	3	22	25	19	15	9	7	2
		30	30	--	23	54	42.6	5	23	21.7	9	17	53.0	14	20	34	18	11	11	3	0
Missouri vs. Prairie View A&M	W, 91-73	49	42	--	32	62	51.6	10	23	43.5	17	25	68.0	12	37	49	17	19	14	7	1
		27	46	--	25	66	38.0	9	23	39.1	14	16	87.5	6	22	28	19	12	9	10	2
Missouri vs. South Dakota	W, 102-68	53	49	--	36	56	64.3	6	11	54.5	24	30	80.0	12	26	28	17	16	17	10	2
		42	26	--	23	58	39.7	10	29	34.5	12	21	57.1	12	12	24	19	9	17	8	4
Missouri vs. South Carolina State	W, 98-66	55	43	--	34	65	52.3	7	25	28.0	23	30	76.7	19	27	46	19	19	9	5	3
		30	36	--	21	56	37.5	4	21	19.0	20	27	74.1	10	16	26	23	8	12	3	3
Missouri vs. Cleveland State	W, 86-59	46	40	--	32	67	47.8	11	38	28.9	11	13	84.6	18	29	47	16	16	16	12	7
		24	35	--	21	57	36.8	11	29	37.9	6	11	54.5	9	17	26	15	12	17	6	3
Missouri at Notre Dame	L, 71-76	40	31	--	24	54	44.4	6	21	28.6	17	25	68.0	9	22	31	19	12	12	10	1
		33	43	--	25	54	46.3	11	33	33.3	15	18	83.3	7	26	33	20	16	13	4	2
Missouri at Kansas (Kansas City)	L, 60-80	25	35	--	21	61	34.4	7	27	25.9	11	21	52.4	16	19	35	20	12	10	6	3
		33	47	--	26	57	45.6	9	21	42.9	19	26	73.1	12	29	41	19	17	9	5	7
Missouri vs. Alabama State	W, 85-77	52	33	--	33	51	64.7	8	16	50.0	11	16	68.8	7	21	28	11	16	11	3	4
		39	38	--	28	59	47.5	13	26	50.0	8	12	66.7	10	14	24	16	13	7	7	3
Missouri vs. Bethune-Cookman	W, 82-60	39	43	--	34	59	57.6	7	19	36.8	7	11	63.6	11	23	34	19	16	15	10	7
		25	35	--	19	45	42.2	6	12	50.0	16	21	76.2	5	15	20	12	6	16	10	1
Missouri vs. Illinois (St. Louis)	L, 48-91	25	23	--	16	56	28.6	6	22	27.3	10	15	66.7	12	12	24	20	6	10	8	1
		41	50	--	30	58	51.7	15	33	45.5	16	20	80.0	15	28	43	14	20	11	3	8
Missouri vs. Florida	W, 76-74	39	37	--	25	55	45.5	8	22	36.4	18	30	60.0	11	26	37	19	11	10	4	3
		39	35	--	26	63	41.3	7	27	25.9	15	20	75.0	13	24	37	22	17	8	3	4
Missouri at Kentucky	W, 73-68	33	40	--	27	52	51.9	6	17	35.3	13	18	72.2	4	25	29	19	20	12	8	4
		32	36	--	22	51	43.1	7	18	38.9	17	24	70.8	8	23	31	18	16	13	7	4
Missouri at Ole Miss	L, 69-76	36	33	--	25	51	49.0	7	24	29.2	12	24	50.0	9	26	25	17	22	13	3	5
		37	39	--	26	61	42.6	9	22	40.9	15	19	78.9	10	24	34	21	15	7	5	6
Missouri vs. Auburn	W, 84-74	38	46	--	27	48	56.3	9	19	47.4	21	31	67.7	7	25	32	17	18	13	7	5
		34	40	--	24	59	40.7	6	21	28.6	20	28	71.4	15	19	34	19	11	11	7	4
Missouri at LSU	L, 70-78	27	43	--	20	46	43.5	6	18	33.3	24	30	80.0	9	21	30	17	7	12	4	4
		37	41	--	25	59	42.4	10	26	38.5	18	23	78.3	16	19	35	22	12	7	7	2
Missouri vs. Georgia	L, 72-74	26	46	--	27	67	40.3	7	25	28.0	11	12	91.7	15	24	39	16	14	12	8	3
		29	45	--	24	65	36.9	8	39	27.6	18	21	85.7	19	25	44	11	8	10	5	4
Missouri vs. Oklahoma	W, 88-87	36	45	7	29	65	44.6	6	21	28.6	24	33	72.7	17	24	41	21	9	12	5	3
		37	44	6	26	54	48.1	12	27	44.4	23	30	76.7	5	24	29	24	12	12	6	1
Missouri at Alabama	L, 64-90	29	35	--	26	66	39.4	4	21	19.0	8	23	34.8	15	29	44	20	10	13	3	2
		42	48	--	26	62	41.9	15	39	38.5	23	26	88.5	8	31	39	15	19	7	10	3
Missouri vs. Mississippi State	W, 84-79	42	42	--	25	58	43.1	9	26	34.6	25	33	75.8	12	24	36	16	15	10	4	7
		35	44	--	28	65	43.1	11	28	39.3	12	18	66.7	13	25	38	21	9	14	6	3
Missouri at South Carolina																					
Missouri at Texas A&M																					
Missouri vs. Texas																					
Missouri vs. Vanderbilt																					
Missouri at Arkansas																					
Missouri vs. Tennessee																					
Missouri at Mississippi State																					
Missouri at Oklahoma																					
Missouri vs Arkansas																					

DATE	OPPONENT	RESULT	RECORD	SEC	HIGH POINTS	HIGH REBOUNDS	HIGH ASSISTS	ATTEND.
Nov. 3	at Howard	W, 88-67	1-0	--	Shawn Phillips Jr. (16)	Shawn Phillips Jr. (11)	T.O. Barrett (4)	2,312
Nov. 7	SOUTHEAST MISSOURI	W, 89-84	2-0	--	Mark Mitchell (29)	Mitchell/Crews/Phillips (5)	Mark Mitchell (3)	11,314
Nov. 9	VMI	W, 106-68	3-0	--	Mark Mitchell (24)	Mitchell/Northweather (10)	Jayden Stone (5)	7,986
Nov. 12	MINNESOTA	W, 83-60	4-0	--	Mark Mitchell (18)	Jacob Crews (8)	Mark Mitchell (6)	8,969
Nov. 17	PRAIRIE VIEW A&M	W, 91-73	5-0	--	Jacob Crews (20)	Shawn Phillips Jr. (13)	Robinson II / Stone (5)	7,595
Nov. 20	SOUTH DAKOTA	W, 102-68	6-0	--	Mark Mitchell (22)	Jevon Porter (12)	Anthony Robinson II (6)	8,027
Nov. 25	SOUTH CAROLINA STATE	W, 98-66	7-0	--	Shawn Phillips Jr. (17)	Shawn Phillips Jr. (8)	Mark Mitchell (6)	7,887
Nov. 28	CLEVELAND STATE	W, 86-59	8-0	--	Jacob Crews (20)	Jacob Crews (8)	Mark Mitchell (4)	9,463
Dec. 2	at Notre Dame	L, 71-76	8-1	--	Mark Mitchell (26)	Anthony Robinson II (7)	T.O. Barrett (4)	4,980
Dec. 7	at Kansas	L, 60-80	8-2	--	Mark Mitchell (21)	Mitchell / Robinson (7)	Anthony Robinson II (6)	15,407
Dec. 11	ALABAMA STATE	W, 85-77	9-2	--	Jacob Crews (20)	Shawn Phillips Jr. (5)	Anthony Robinson II (5)	7,976
Dec. 14	BETHUNE-COOKMAN	W, 82-60	10-2	--	Jacob Crews (20)	Mark Mitchell (7)	Anthony Robinson II (7)	8,049
Dec. 22	vs. Illinois	L, 48-91	10-3	--	Sebastian Mack (17)	Jacob Crews (4)	T.O. Barrett (3)	18,505
Jan. 3	FLORIDA	W, 76-74	11-3	1-0	Anthony Robinson II (19)	Anthony Robinson II (8)	Anthony Robinson II (5)	12,746
Jan. 7	at Kentucky	W, 73-68	12-3	2-0	Mark Mitchell (21)	Jayden Stone (7)	Anthony Robinson II (10)	19,085
Jan. 10	at Ole Miss	L, 69-76	12-4	2-1	Mark Mitchell (20)	Mark Mitchell (8)	Mark Mitchell (7)	7,859
Jan. 14	AUBURN	W, 84-74	13-4	3-1	Jayden Stone (22)	Jayden Stone (6)	Mark Mitchell (5)	10,916
Jan. 17	at LSU	L, 70-78	13-5	3-2	Jayden Stone (20)	Four Players (5)	T.O. Barrett (4)	7,816
Jan. 20	GEORGIA	L, 72-74	13-6	3-3	Mark Mitchell (18)	Jayden Stone (8)	Jayden Stone (6)	11,065
Jan. 24	OKLAHOMA	W, 88-87	14-6	4-3	Mark Mitchell (25)	Mark Mitchell (10)	Mark Mitchell (4)	10,852
Jan. 27	at Alabama	L, 64-90	14-7	4-4	T.O. Barrett (13)	Phillips Jr. / Stone (8)	Barrett / Mitchell (4)	13,474
Jan. 31	MISSISSIPPI STATE	W, 84-79	15-7	5-4	Mark Mitchell (19)	T.O. Barrett (8)	Barrett / Mitchell (4)	12,527
Feb. 7	at South Carolina							
Feb. 11	at Texas A&M							
Feb. 14	TEXAS							
Feb. 18	VANDERBILT							
Feb. 21	at Arkansas							
Feb. 24	TENNESSEE							
Feb. 28	at Mississippi State							
March 3	at Oklahoma							
March 7	ARKANSAS							

MISSOURI GAME LEADERS

Points	Rebounds	Assists
Mark Mitchell 11	Mark Mitchell 7	Mark Mitchell 9
Jacob Crews 4	Shawn Phillips Jr. 6	Anthony Robinson II 7
Shawn Phillips Jr. 2	Jacob Crews 5	T.O. Barrett 6
Jayden Stone 2	Jayden Stone 4	Jayden Stone 3
T.O. Barrett 1	Anthony Robinson II 3	
Sebastian Mack 1	T.O. Barrett 2	
Anthony Robinson 1	Luke Northweather 1	
	Jevon Porter 1	

MISCELLANEOUS STATS

10+ Points	
Mark Mitchell 20	Shawn Phillips Jr. 6
Jayden Stone 13	Trent Pierce 4
Jacob Crews 12	Annor Boateng 2
Anthony Robinson II 9	Jevon Porter 2
Sebastian Mack 8	Luke Northweather 1
T.O. Barrett 6	
20+ Points	
Mark Mitchell 9	T.O. Barrett 1
Jacob Crews 5	Anthony Robinson II 1
Jayden Stone 4	
10+ Rebounds	
Mark Mitchell 1	Shawn Phillips Jr. 1
Luke Northweather 1	Jevon Porter 1
Double-Doubles	
Mark Mitchell 2	Jevon Porter 1
Shawn Phillips Jr. 2	
5+ Assists	
Anthony Robinson II 8	Jayden Stone 3
Mark Mitchell 4	

TEAM HIGHS & LOWS

		MISSOURI		OPPONENT	
Points, 1st Half	High	55	vs. South Carolina State, 11/25	51	Southeast Missouri, 11/9
	Low	25	2x (last vs. Illinois, 12/22)	24	Cleveland State, 11/28
Points, 2nd Half	High	56	vs. VMI, 11/9	50	Illinois, 12/22
	Low	23	vs. Illinois, 12/22	26	South Dakota, 11/20
Total Points	High	106	vs. VMI, 11/9	91	Illinois, 12/22
	Low	48	vs. Illinois, 12/22	59	Cleveland State, 11/28
Field Goals Made	High	37	vs. VMI, 11/3	30	Illinois, 12/22
	Low	16	vs. Illinois, 12/22	19	2x (last: Bethune-Cookman, 12/14)
Field Goals Attempted	High	67	2x (last vs. Georgia, 1/20)	66	Prairie View A&M, 11/17
	Low	48	vs. Auburn, 1/14	45	Bethune-Cookman, 12/14
Field Goal Pct.	High	64.7	vs. Alabama State, 12/11 (33-51)	51.7	Illinois, 12/22 (30-58)
	Low	28.6	vs. Illinois, 12/22 (16-56)	33.3	VMI, 11/9 (19-57)
3-Pointers Made	High	11	2x (last vs. Cleveland State, 11/28)	15	3x (last: Alabama, 1/28)
	Low	4	at Alabama, 1/28	4	South Carolina State, 11/25
3-Pointers Attempted	High	38	vs. Cleveland State, 11/28	42	VMI, 11/9
	Low	11	vs. South Dakota, 11/20	12	Bethune-Cookman, 12/14
3-Point Pct.	High	57.9	at Howard, 11/3 (10-19)	50.0	2x (last: Bethune-Cookman, 12/14)
	Low	19.0	at Alabama, 1/28 (4-21)	19.0	South Carolina State, 11/25 (4-21)
Free Throws Made	High	25	2x (last vs. Mississippi State 1/31)	23	2x (last: Alabama, 1/28)
	Low	7	vs. Bethune-Cookman, 12/14	6	Cleveland State, 11/28
Free Throws Attempted	High	35	vs. VMI, 11/9	30	Oklahoma, 1/24
	Low	11	vs. Bethune-Cookman, 12/14	11	Cleveland State, 11/28
Free Throws Pct.	High	91.7	vs. Georgia, 1/20 (11-12)	88.5	Alabama, 1/28 (23-26)
	Low	34.8	at Alabama, 1/28 (8-23)	53.0	Minnesota, 11/12 (9-17)
Offensive Rebounds	High	19	vs. South Carolina State, 11/25	19	Georgia, 1/20
	Low	3	vs. Minnesota, 11/12	5	2x (last: Oklahoma, 1/24)
Total Rebounds	High	50	vs. VMI, 11/9	44	Georgia, 1/20
	Low	24	vs. Illinois, 12/22	20	Bethune-Cookman, 12/14
Rebound Margin	High	+25	vs. VMI, 11/9	+19	Illinois, 12/22
	Low	-19	vs. Illinois, 12/22	-25	VMI, 11/9
Fouls	High	21	vs. Oklahoma, 1/24	25	Southeast Missouri, 11/7
	Low	11	vs. Alabama State, 12/11	11	Georgia, 1/20
Assists	High	22	at Ole Miss, 1/10	20	Illinois, 12/22
	Low	6	vs. Illinois, 12/22	6	Bethune-Cookman, 12/14
Turnovers	High	19	vs. Southeast Missouri, 11/7	17	3x (last: Cleveland State, 11/28)
	Low	9	2x (last vs. South Carolina State, 11/25)	7	4x (last: Alabama, 1/28)
Steals	High	13	vs. VMI, 11/9	11	Southeast Missouri, 11/7
	Low	3	2x (last at Ole Miss, 1/10)	3	4x (last: Florida, 1/4)
Blocks	High	7	3x (last: vs. Mississippi State, 1/31)	8	Illinois, 12/22
	Low	1	3x (last vs. Illinois, 12/22)	0	Minnesota, 11/12

INDIVIDUAL HIGHS

	MISSOURI		OPPONENT	
Points	29	Mark Mitchell, vs. Southeast Missouri, 11/7	31	TJ Johnson, VMI, 11/9
Field Goals Made	12	Mark Mitchell, vs. Southeast Missouri, 11/7	9	4x (last: Jayden Epps, Mississippi State, 1/31)
Field Goals Attempted	17	Mark Mitchell, at Notre Dame, 12/2	20	4x (last: Jayden Epps, Mississippi State, 1/4)
Field Goal Pct. (min 5 made)	100.0	Jevon Porter, vs. South Dakota, 11/21 (9-9)	71.4	Jalen Haralson, Notre Dame, 12/2
3-Pointers Made	6	Jacob Crews, vs. Alabama State, 12/11	7	Latrell Wrightsell Jr., Alabama, 1/28
3-Pointers Attempted	10	2x (last: Jacob Crews, at Notre Dame, 12/2)	15	TJ Johnson, VMI, 11/9
3-Point Pct. (min 3 made)	80.0	2x (last: Jacob Crews, vs. PV A&M, 11/12 – 4-5)	83.3	Keaton Wagler, Illinois, 12/22
Free Throws Made	10	2x (last: Mark Mitchell, vs. Oklahoma, 1/24)	10	Marquel Sutton, LSU, 1/17
Free Throws Attempted	13	Mark Mitchell, vs. VMI, 11/9	14	Marquel Sutton, LSU, 1/17
Free Throws Pct. (min 5 made)	100.0	2x (last: T.O. Barrett, vs. Mississippi State, 1/31)	100.0	5x (last: Charles Bediako, Alabama, 1/28 (6-6))
Offensive Rebounds	5	3x (last: Mark Mitchell, vs. Oklahoma, 1/24)	6	2x (last: Keshawn Murphy, Auburn, 1/14)
Total Rebounds	13	Shawn Phillips Jr., vs PV A&M, 11/17	13	Tre White, Kansas, 12/7
Assists	10	Anthony Robinson II, at Kentucky, 1/7	10	Markus Burton, Notre Dame, 12/2
Steals	5	Anthony Robinson II, at Notre Dame, 12/2	4	6x (last: Otega Owhe, Kentucky, 1/7)
Blocks	3	4x (last: Shawn Phillips Jr., vs. Oklahoma, 1/24)	5	Bryson Tiller, Kansas, 12/7

LAST TIME THAT (TEAM)

Missouri Scored 100 Points	102, vs. South Dakota, 11/20/25
Opponent Scored 100 Points	101, Auburn, 3/5/24
Missouri Won by 30+ Points	32 (98-66), vs. South Carolina State, 11/25/25
Opponent Won by 30+ Points	43 (91-48), Illinois, 12/22/25
Missouri Won by 40+ Points	49 (112-63), vs. Arkansas-Pine Bluff, 11/24/24
Opponent Won by 40+ Points	43 (91-48), Illinois, 12/22/25
Missouri Won by 50+ Points	72 (111-39), vs. Miss. Valley State, 11/14/24
Opponent Won by 50+ Points	55 (111-56), Kansas State, 1/3/98
Missouri Won Overtime Game	88-87, vs. Oklahoma, 1/24/26
Opponent Won Overtime Game	97-93, Vanderbilt, 3/1/25
Played Double Overtime Game	W, 91-83, vs. Texas A&M, 3/13/14
Played Triple Overtime Game	W, 108-107, vs. Illinois, 12/22/93
Played Quadruple Overtime Game	W, 112-109, vs. Iowa State, 1/13/01
Missouri Scored Less than 50 Points	48, vs. Illinois, 12/22/25
Opponent Scored Less than 50 Points	39, Mississippi Valley State, 11/14/24
Missouri Scored Less than 40 Points	37, at Kentucky, 1/13/15
Opponent Scored Less than 40 Points	39, Mississippi Valley State, 11/14/24
MU Scored 60+ Points in a Half	63, vs. California, 12/3/24
Opp. Scored 60+ Points in a Half	60, Southern Indiana, 11/7/22
MU Scored Less than 20 Points in a Half	18, at Auburn, 2/14/23
Opp. Scored Less than 20 Points in a Half	19, Miss. Valley State, 11/14/24
Missouri Shot 60+ Pct.	64.7 (33-51), vs. Alabama State, 12/11/25
Opponent Shot 60+ Pct.	61.8% (34-55), Florida, 3/14/25
MU Shot 70+ Pct. in a Half	71.4 (20-28), vs. Alabama State, 12/11/25
Opp. Shot 70+ Pct. in a Half	76.0% (19-25), Auburn, 2/14/23
Missouri Shot Less than 30 Pct.	29.2% (14-48), at Arkansas, 1/12/22
Opponent Shot Less than 30 Pct.	27.1% (13-48), Miss. Valley State, 11/14/24
Missouri Made 15+ 3-Pointers	15, at Mississippi State, 2/1/25
Opponent Made 15+ 3-Pointers	15, Illinois, 12/22/25
Missouri Attempted 35+ 3-Pointers	38, vs. Cleveland State, 11/28/25
Opponent Attempted 35+ 3-Pointers	42, VMI, 11/09/25
Missouri Did Not Make 3-Pointer	at Kansas, 2/4/08
Opponent Did Not Make 3-Pointer	Arkansas-Pine Bluff, 12/2/08
Missouri Made 30+ Free Throws	31, vs. Alabama, 2/19/25
Opponent Made 30+ Free Throws	30, SIU Edwardsville, 11/15/22
Missouri Attempted 40+ Free Throws	47, vs. Alabama, 2/19/25
Opponent Attempted 40+ Free Throws	44, Auburn, 1/26/21
Missouri Attempted 50+ Free Throws	53, vs. Texas A&M, 3/13/14
Opponent Attempted 50+ Free Throws	50, Texas Tech, 1/23/08
Missouri Made 100% Free Throws (10+)	13-13, at LSU, 3/1/23
Opponent Made 100% Free Throws (10+)	11-11, Penn, 11/11/22
Missouri Had 50+ Rebounds	50, vs. Arkansas-Pine Bluff, 11/24/24
Opponent Had 50+ Rebounds	51, Illinois, 12/22/23
Missouri Had 20+ Offensive Rebounds	21, Central Arkansas, 12/30/23
Opponent Had 20+ Offensive Rebounds	22, Auburn, 1/25/22
Missouri Had +20 Rebound Margin	+21 (47-26), vs. Cleveland State, 11/28/25
Opponent Had +20 Rebound Margin	+22 (48-26), Auburn, 2/14/23
Missouri Had 25+ Assists	26, vs. LSU, 2/1/23
Opponent Had 25+ Assists	28, Texas A&M, 2/5/05
Missouri Had Less than 5 Turnovers	3, at Georgia, 2/5/25
Opponent Had Less than 5 Turnovers	4, Ole Miss, 2/6/18
Missouri Committed 20+ Turnovers	20, vs. Lindenwood, 11/27/24
Opponent Committed 20+ Turnovers	22, Kansas, 12/8/24
Missouri Blocked 12+ Shots	12, vs. South Carolina State, 11/22/23
Opponent Blocked 12+ Shots	14, Auburn, 1/26/21
Missouri Had 15+ Steals	15, vs. Miss. Valley State, 11/14/24
Opponent Had 15+ Steals	15, Mississippi State, 2/10/24


LAST TIME THAT (INDIVIDUAL)


Player Had a Triple Double	
Mizzou:	Greg Cavener (16 pts, 10 reb, 10 asst), vs. Green Bay, 1/4/84
Opponent:	Chris Chiozza (12 pts, 12 rebs, 10 asst), Florida, 2/2/17
MU Player with 30+ Points	31, Mark Mitchell, vs. Alabama, 2/19/25
Opponent with 30+ Points	31, Jeremiah Fears, Oklahoma, 3/5/25
MU Player with 40+ Points	43, Clarence Gilbert, vs. Iowa State, 1/13/01
Opponent with 40+ Points	42, Khalif Battle, Arkansas, 2/24/24
Player Shot 100% from the Field (min. 8 attempts)	
Mizzou:	9-9, Jevon Porter, vs. South Dakota, 11/20/25
Opponent:	8-8, Moses Kinglsey, Arkansas, 1/12/16
MU Player Made 8+ 3FG	8, Caleb Grill, vs. Eastern Washington, 11/11/24
Opponent Made 8+ 3FG	8, Marshall Henderson, Ole Miss, 2/8/14
MU Player Made 15+ FTs	15-16, Sean East II, at Arkansas, 2/24/24
Opponent Made 15+ FTs	15-20, Kylen Milton, Arkansas-Pine Bluff, 11/6/23
MU Player had 15+ Rebounds	23, Kobe Brown, vs. Paul Quinn, 11/29/21
Opponent had 15+ Rebounds	16, Henry Coleman III, Texas A&M, 2/8/25
MU Player had 20+ Rebounds	23, Kobe Brown, vs. Paul Quinn, 11/29/21
Opponent had 20+ Rebounds	21, Oscar Tshiebwe, Kentucky, 12/29/21
MU Player had 10+ Off. Rebounds	10, Alex Oriakhi, vs. Ole Miss, 2/9/13
Opponent had 10+ Off. Rebounds	10, Matthew Hezekiah, SC State, 12/17/10
MU Player had 10+ Assists	10, Anthony Robinson II, at Kentucky, 1/7/26
Opponent had 10+ Assists	10, Zakai Zeigler, Tennessee, 2/11/23
MU Player had 10+ Asst / 0 TO	13, Phil Pressey, at Texas 1/14/12
Opponent had 10+ Asst / 0 TO	11, Trey McKinney, Creighton, 11/23/04
MU Player had 15+ Assists	19, Phil Pressey, at UCLA, 12/28/12
Opponent had 15+ Assists	15, Pierre Jackson, Baylor, 1/21/12
MU Player Blocked 5+ Shots	5, Aidan Shaw, vs. SC State, 11/22/23
Opponent Blocked 5+ Shots	5, Bryson Tiller, Kansas, 12/7/25
MU Player Had 5+ Steals	5, Anthony Robinson II, at Notre Dame, 12/2/25
Opponent Had 5+ Steals	5, Duke Miles, Oklahoma, 2/12/25
MU Made a Game-Winning Buzzer Beater	
Mark Mitchell, vs. Oklahoma, 1/24/26	

LAST TIME THAT (MULTIPLE INDIVIDUALS)

Six Players Scored in Double Figures	vs. South Dakota, 11/20/25
Mitchell, Porter, Crews, Mack, Stone & Robinson II	
Seven Players Scored in Double Figures	vs. Mississippi Valley State, 11/14/24
Warrick, Bates, Grill, Mitchell, Crews, Allen & Boateng	
Eight Players Scored in Double Figures	vs. Alabama State, 12/30/87
Chievous, Church, Coward, Irvin, Leonard, Sandbothe, Smith, Sutton	
Two Players Scored 25+ Points	vs. Alabama, 2/19/25
Mark Mitchell (31) & Caleb Grill (25)	
Two Players Scored 30+ Points	vs. TCU, 1/30/21
Xavier Pinson (36) & Jeremiah Tilmon (33)	
Three Players Scored 20+ Points	vs. Oklahoma, 1/24/26
Mark Mitchell (25), T.O. Barrett (21) & Jayden Stone (20)	
Two Players Recorded a Double-Double	vs. Ole Miss, 1/21/17
Terrence Phillips & Russell Woods	
Three Players Recorded a Double-Double	vs. Illinois, 12/22/12
Laurence Bowers, Alex Oriakhi & Phil Pressey	
Two Players Had 10+ Rebounds	vs. VMI, 11/09/25
Mark Mitchell (10) & Luke Northweather (10)	
Three Players Had 10+ Rebounds	vs. Alcorn State, 11/13/12
Negus Webster-Chan (11), Alex Oriakhi (10) & Earnest Ross (10)	



@coachdgates

@coachdgates

DENNIS GATES

Whitten Family Men's Basketball Head Coach

In just three seasons as Whitten Family Men's Basketball Head Coach, Dennis Gates has made an immediate impact and reestablished University of Missouri on the national stage. Now in his fourth year on the Mizzou sideline, he aims to build off his early progress as the Tigers chase championships with him leading the program.

MISSOURI

- **Named SEC Coach of the Year by USA Today in 2022-23.**
- Named to the Naismith Coach of the Year Watch List twice in his three seasons, finishing as a top-10 semifinalist in 2025.
- Led Mizzou two NCAA Tournament bids (2023 and 2025) in his three seasons, including the program's first postseason victory in 13 years and first-ever appearance in the SEC Semifinals in 2023.
- His 25 victories 2022-23 are the fifth-most by any first-year SEC coach in conference history – trailing only Tubby Smith, John Calipari, Eddie Sutton and Trent Johnson.
- Led the Tigers to 12 wins over ranked teams, including three top-five wins in 2024-25 – a first for Mizzou since 1988-89.
- Two Tigers have played in the NBA after playing for Gates – Kobe Brown (LA Clippers) and D'Moi Hodge (LA Lakers). Overall, seven Tigers have joined NBA or G-League franchises in Gates' three seasons at Mizzou.
- Coached two All-SEC honorees, one SEC Sixth Man of the Year, one SEC All-Defensive Team honoree and two SEC Scholar-Athletes of the Year.

CLEVELAND STATE

- **2019-20 and 2020-21 Horizon League Coach of the Year.**
- Rebuilt the Vikings program – winning 50 games, including a 39-19 mark his final two seasons.
- Won two Horizon League regular-season titles (2020, 2021) and the 2021 Horizon League Tournament crown.
- Led the Vikings to the 2021 NCAA Tournament – the school's first trip in 12 years – and 2022 Postseason NIT.
- Mentored two Horizon League Defensive Players of the Year plus five all-conference and five All-Defensive Team honorees.

FLORIDA STATE

- Spent eight seasons on Leonard Hamilton's staff at FSU, mirroring the Seminoles' rise to national prominence.
- FSU advanced to four NCAA Tournament in his eight years, including the Elite Eight in 2018 and Sweet 16 in 2012 and 2019.
- Instrumental in recruiting four-straight top-15 classes, which produced five NBA Draft picks over four years – Jonathan Isaac (No. 9 selection in 2017), Malik Beasley (No. 19 in 2016), Mfiondu Kabengele (No. 27 in 2019), Dwayne Bacon (No. 40 in 2017) and Terance Mann (No. 48 in 2019).

PLAYING CAREER

- Combo guard at California (1998-02), serving as a three-year captain and helping the Golden Bears to three 20-win seasons.
- Played in 114 career games with 34 starting assignments, totaling 432 points, 140 rebounds, 148 assists and 100 steals.
- Two-time Pac-10 All-Academic First Team selection
- Named Cal's Most Inspirational Player in 2001 and the team's Outstanding Student-Athlete in 1999 and 2001
- Awarded the 2002 Pac-10 Medal of Honor, which is presented to the Pac-10 Universities Top Graduating Student-Athlete.

YEAR-BY-YEAR RECORD

CLEVELAND STATE

YEAR	RECORD	PCT.	HORIZON	PLACE	NOTES
2019-20	11-21	34.4	7-11	t-7th	Earned first career win versus Edinboro, 79-54 (Nov. 9)
2020-21	19- 8	70.4	16- 4	1st	Horizon League Tournament Champions / NCAA First Round
2021-22	20-11	64.5	15- 6	1st	NIT First Round
CSU TOTALS	50-40	55.6	38-21		Two Horizon League Regular-Season Titles & One Tournament Title

MISSOURI

YEAR	RECORD	PCT.	SEC	PLACE	NOTES
2022-23	25-10	71.4	11- 7	t-4th	USA Today SEC Coach of the Year / NCAA Second Round
2023-24	8-24	25.0	0-18	14th	
2024-25	22-12	64.7	10- 8	t-6th	NCAA First Round
2025-26	15- 7	68.2	5- 4	--	
MU TOTALS	70-53	56.9	26-37		
CAREER	120-93	56.3	64-58		

PERSONAL

BIRTHDAY

January 14

EDUCATION

California '01 (Bachelor's)
Sociology
Florida State '05 (Master's)
Adult Education and Human
Resource Development

WIFE

Jocelyn

CHILDREN

Avery, Duke and Denver

COACHING CAREER

2002-03	LA Clippers (Skill Coach)
2003-04	Marquette (Grad Asst)
2004-05	Florida State (Grad Asst)
2005-07	California (Assistant)
2007-09	Northern Illinois (Assistant)
2009-11	Nevada (Assistant)
2011-19	Florida State (Assistant)
2019-22	Cleveland St. (Head Coach)
2022-	Missouri (Head Coach)

HONORS

- 2019-20 Horizon League Coach of the Year
- 2020-21 Horizon League Coach of the Year
- 2020-21 HoopDirt.com Division I Coach of the Year
- 2022-23 USA Today SEC Coach of the Year



KYLE SMITH

Associate Head Coach • Southern Illinois '06

- Fourth season at MU, first as associate head coach.
- Eight-time Great Rivers Athletic Conference Coach of the Year during 10-year stint as head coach at John A. Logan.
- Mentored two NJCAA National Players of the Year and 10 All-Americans during his tenure at Logan.
- Helped Southern Illinois to back-to-back NCAA Tournaments as a student-athlete



RYAN SHARBAUGH

Assistant Coach • Westminster '08

- Fourth year at Missouri, serving as defensive coordinator.
- Helped the Tigers lead all power-conference schools in steals in two of his three seasons.
- Spent three years at Cleveland State as an assistant coach, helping Tre Gomillion and D'Moi Hodge to Horizon League Defensive Player of the Year Awards.



MATT CLINE

Assistant Coach • South Alabama '11


- Fourth season at MU, serving as offensive coordinator.
- Helped the Tigers average 83.6 points in 2024-25 – its most since 1989-90 and ranked ninth nationally.
- MU has ranked in the top 40 nationally a total of 16 times in offensive stats during Cline's three years.
- Also worked at Cleveland State (2021-22) and Eastern Michigan (2017-21).



STEVE WRIGHT

Assistant Coach • Bowling Green State '06

- First year at MU, spending last two years at Duquesne.
- Helped the Dukes to the 2024 A-10 Championship, their first NCAA Tournament appearance since 1977 and their first tournament win since 1969.
- Served on Coach Gates' staff at Cleveland State in 2019-20 as video coordinator.
- Also has had successful tenures at the high school, junior college and AAU ranks during his career.



DAVID "DICKY" NUTT

Assistant Coach • Oklahoma State '82

- Fourth season at MU, returning to an assistant role after being declared cancer free in October 2024.
- Owns more than 30 years of coaching experience, including 19 as a head coach at Arkansas State (1995-08) and Southeast Missouri State (2009-15).
- Named 1998 Sun Belt Coach of the Year, while leading the Red Wolves to the 1999 NCAA Tournament.



DAVID CARTER

Assistant to the Head Coach • Saint Mary's '89

- Second season at Mizzou.
- Head coach at Nevada from 2009 to 2015, winning 98 games and earning 2012 WAC Coach of the Year.
- Coach Gates served as his assistant coach at Nevada from 2009 to 2011.
- Joined Missouri after four seasons (2019-23) as an assistant coach at Loyola Marymount, where the Lions defeated two top-15 teams, including No. 6 Gonzaga.



TIM FULLER

General Manager • Wake Forest '00

- Named the first general manager of Missouri men's basketball on June 2, 2025.
- Owns successful stints at every level of basketball, from college coaching to an executive at Nike to Overtime Elite.
- Served as associate head coach at Mizzou from 2011 to 2015, helping the Tigers to the 2012 Big 12 Championship.



GRIFFIN MCHONE

Dir. of Basketball Operations • Texas A&M '17

- First season at Mizzou as Director of Basketball Operations
- Spent the previous two years at USF, helping the Bulls to their first-ever AAC regular-season title, a school-record 25 wins and a 2024 NIT second-round appearance
- Previously served four seasons at Kennesaw State, contributing to a historic 26-9 campaign in 2022-23.



SEAN CONATY

Dir. of Athletic Performance • East Carolina '12

- Fourth season with the Tigers.
- Has helped the Tigers to two NCAA Tournament appearances, five NBA signees and their first NCAA Tournament win in 13 years.
- Previously served as head men's basketball strength and conditioning coach at Oregon State and as a director of Sports Performance for Olympic Sports at Buffalo.



CHRIS PERRIN

Senior Athletic Trainer • Michigan State '14

- Fifth season at Mizzou.
- Spent six season at Detroit-Mercy prior to arriving at Mizzou, serving as the men's basketball trainer for the Titans along with men's and women's golf.
- Also owns experience working with the Developmental Basketball Team in China as well as an intern with the Utah Jazz.



0 ANTHONY ROBINSON II

@anklebully_ant
 @anklebully_ant

Junior | Guard | 6-3 | 185 | Tallahassee, Fla. | Florida State University High School

CAREER STATISTICS																			
Season	TM	GP-GS	Min/Avg	FG	FGA	FG%	3PM	3PA	3P%	FTM	FTA	FT%	O	D	REB	AVG	PF	FO	AST
23-24	MIZ	30- 0	400/13.4	36	98	36.7	9	44	20.5	36	48	75.0	17	35	52	1.7	62	0	29
24-25	MIZ	33-31	761/22.9	85	176	48.3	20	50	40.0	108	140	77.1	30	73	103	3.1	101	3	114
25-26	MIZ	22-19	615/28.0	67	166	40.4	18	69	26.1	53	79	67.1	19	54	73	3.3	66	2	74
TOTAL		85-50	1776/20.9	188	440	42.7	47	163	28.8	197	267	73.8	66	162	228	2.7	229	5	217

- CAREER HONORS
- 2024-25 SEC All-Defensive Team

- 2025-26 NOTES
- Team captain.
 - Leads Mizzou and ranks 73rd nationally with 1.86 steals per game
 - Also leads the Tigers with 3.4 assists.
 - Collected a career-best 10 assists in Mizzou's win at Kentucky – the most by a Tiger in nine seasons (Jan. 7).
 - Made a career-best four 3-pointers in win versus VMI, recording his second career 20-point game (Nov. 9).
 - Named a top breakout candidate for the 2025-26 campaign by Jon Rothstein and Andy Katz.
 - Only player from last season's SEC All-Defensive Team to return this year.

PERSONAL

BIRTHDAY

January 5, 2005

CAREER AMBITIONS

Gym owner and trainer at a gym, specializing in basketball skills

CAREER BESTS

POINTS

S: 20, vs. VMI, 11/9/25

C: 29, vs. California, 12/3/24

REBOUNDS

S: 8, vs. Florida, 1/3/26

C: 11, vs. Ark.-Pine Bluff, 11/24/24

ASSISTS

S: 10, at Kentucky, 1/7/26

C: 10, at Kentucky, 1/7/26

BLOCKED SHOTS

S: 3, vs. Bethune-Cookman, 12/14/25

C: 3, vs. Bethune-Cookman, 12/14/25

STEALS

S: 5, at Notre Dame, 12/2/25

C: 6, vs. LIU, 12/14/24

MINUTES

S: 37, 2x (last vs. Alabama St, 12/11/25)

C: 37, 2x (last vs. Alabama St, 12/11/25)

FIELD GOALS MADE

S: 8, vs. Florida, 1/3/26

C: 8, 2x (last vs. Florida, 1/3/26)

3-POINT FIELD GOALS MADE

S: 4, vs. VMI, 11/9/25

C: 4, vs. VMI, 11/9/25

FREE THROWS MADE

S: 6, vs. SEMO, 11/7/25

C: 13, vs. California, 12/3/24



MISCELLANEOUS

	SEASON	CAREER
Led MU in Points	1	4
Led MU in Rebounds	3	8
Led MU in Assists	7	26
20+ Points	1	2
10+ Points	9	27
10+ Rebounds	0	1
5+ Assists	8	19
Double-Doubles	0	1

2025-26 GAME-BY-GAME STATISTICS																	
Opponent	GS	Min	FG	FGA	3FG	3FGA	FT	FTA	OFF	DEF	REB	PF	AST	TO	STL	BLK	PTS
at Howard	*	28	1	6	1	2	5	7	0	4	4	4	2	3	3	0	8
SEMO	*	36	4	9	1	2	6	7	1	3	4	3	2	3	3	0	15
VMI	*	30	6	7	4	5	4	6	0	1	1	3	4	2	4	0	20
MINNESOTA	*	26	3	6	2	3	2	5	0	1	1	3	3	0	0	0	10
PRAIRIE VIEW A&M	*	25	5	11	1	5	2	3	0	3	3	1	5	0	2	0	13
SOUTH DAKOTA	*	32	3	6	1	1	4	4	1	4	5	3	6	3	1	1	11
SOUTH CAROLINA STATE	*	19	1	5	1	3	1	2	2	1	3	4	0	0	2	0	4
CLEVELAND STATE	*	29	2	8	0	4	0	0	0	1	1	4	1	2	2	1	4
at Notre Dame	*	37	3	8	0	3	0	0	1	6	7	5	3	5	5	0	6
at Kansas	*	29	1	6	1	5	2	4	2	5	7	4	6	3	0	0	5
ALABAMA STATE	*	37	7	11	1	3	4	6	1	3	4	3	5	0	2	1	19
BETHUNE-COOKMAN	*	30	6	9	0	2	3	4	2	2	4	3	7	1	2	3	15
vs. Illinois	*	26	3	11	2	6	4	5	1	1	2	2	0	1	4	0	12
FLORIDA	*	34	8	14	2	5	1	2	2	6	8	2	5	1	2	0	19
at Kentucky	*	36	4	9	0	3	1	3	1	3	4	2	10	3	2	0	9
at Ole Miss	*	35	2	9	0	3	2	4	1	2	3	5	6	2	1	0	6
AUBURN	*	27	1	4	1	2	2	2	0	2	2	2	4	1	0	0	5
at LSU	*	16	1	4	0	1	2	2	0	2	2	1	1	3	1	1	4
GEORGIA	*	26	1	7	0	4	2	2	3	1	4	2	1	3	1	0	4
OKLAHOMA		16	1	5	0	2	0	0	0	1	1	4	1	1	2	0	2
at Alabama		15	2	4	0	1	1	3	0	1	1	2	0	3	1	0	5
MISSISSIPPI STATE		23	2	7	0	4	5	8	1	1	2	4	2	1	1	1	9
at South Carolina																	
at Texas A&M																	
TEXAS																	
VANDERBILT																	
at Arkansas																	
TENNESSEE																	
at Mississippi State																	
at Oklahoma																	
ARKANSAS																	



1 AARON ROWE

 @aaronrowe._
 @a_rowe_3

Freshman | Guard | 6-2 | 155 | Columbia, Mo. | Father Tolton High School

CAREER STATISTICS

Season	TM	GP-GS	Min/Avg	FG	FGA	FG%	3PM	3PA	3P%	FTM	FTA	FT%	O	D	REB	AVG	PF	FO	AST	TO	BLK	STL	PTS	AVG
25-26	MIZ	0-0	0/0.0	0	0	0.0	0	0	0.0	0	0	0.0	0	0	0	0.0	0	0	0	0	0	0	0	0.0

2025-26 NOTES

- One of two freshmen on the team.
- Ranked as high as the nation's No. 53 recruit by Rivals.

PERSONAL

BIRTHDAY

October 30, 2006

CAREER AMBITIONS

Entrepreneur – interested in developing a clothing line

CAREER BESTS

POINTS

n/a

REBOUNDS

n/a

ASSISTS

n/a

BLOCKED SHOTS

n/a

STEALS

n/a

MINUTES

n/a

FIELD GOALS MADE

n/a

3-POINT FIELD GOALS MADE

n/a

FREE THROWS MADE

n/a

MISCELLANEOUS

	SEASON	CAREER
Led MU in Points	0	0
Led MU in Rebounds	0	0
Led MU in Assists	0	0
20+ Points	0	0
10+ Points	0	0
10+ Rebounds	0	0
5+ Assists	0	0
Double-Doubles	0	0

2025-26 GAME-BY-GAME STATISTICS

Opponent	GS	Min	FG	FGA	3FG	3FGA	FT	FTA	OFF	DEF	REB	PF	AST	TO	STL	BLK	PTS
at Howard																	Did Not Play
SEMO																	Did Not Play
VMI																	Did Not Play
MINNESOTA																	Did Not Play
PRAIRIE VIEW A&M																	Did Not Play
SOUTH DAKOTA																	Did Not Play
SOUTH CAROLINA STATE																	Did Not Play
CLEVELAND STATE																	Did Not Play
at Notre Dame																	Did Not Play
at Kansas																	Did Not Play
ALABAMA STATE																	Did Not Play
BETHUNE-COOKMAN																	Did Not Play
vs. Illinois																	Did Not Play
FLORIDA																	Did Not Play
at Kentucky																	Did Not Play
at Ole Miss																	Did Not Play
AUBURN																	Did Not Play
at LSU																	Did Not Play
GEORGIA																	Did Not Play
OKLAHOMA																	Did Not Play
at Alabama																	Did Not Play
MISSISSIPPI STATE																	Did Not Play
at South Carolina																	
at Texas A&M																	
TEXAS																	
VANDERBILT																	
at Arkansas																	
TENNESSEE																	
at Mississippi State																	
at Oklahoma																	
ARKANSAS																	



5 T.O. BARRETT

@To_Barrett

@to.barrett

Sophomore | Guard | 6-4 | 205 | Oklahoma City, Okla. | Link Academy

CAREER STATISTICS

Season	TM	GP-GS	Min/Avg	FG	FGA	FG%	3PM	3PA	3P%	FTM	FTA	FT%	O	D	REB	AVG	PF	FO	AST	TO	BLK	STL	PTS	AVG
24-25	MIZ	19-0	102/5.4	14	24	58.3	0	2	0.0	8	12	66.7	1	6	7	0.4	19	0	12	7	1	6	36	1.9
25-26	MIZ	22-3	443/20.1	59	114	51.8	6	23	26.1	38	45	84.4	19	34	53	2.4	47	1	58	42	3	21	162	7.4
TOTAL		41-3	545/13.3	73	138	52.9	6	25	24.0	46	57	80.7	20	40	60	1.5	66	1	70	49	4	27	198	4.8

2025-26 NOTES

- Averaging 13.8 points, 5.0 rebounds and 3.3 assists over the last six games – shooting 49.1 percent overall and 81.8 percent from the free-throw line (27-33).
- In his first collegiate start, tallied a career-best 21 points in the win over Oklahoma (Jan. 24).
- Overall, has recorded at least 10 points in five of the last six games after doing so once in his first 35 career contests.

PERSONAL

BIRTHDAY

May 6, 2006

CAREER AMBITIONS

Real Estate

CAREER BESTS

POINTS

S: 21, vs. Oklahoma, 1/24/26

C: 21, vs. Oklahoma, 1/24/26

REBOUNDS

S: 8, vs. Mississippi State, 1/31/26

C: 8, vs. Mississippi State, 1/31/26

ASSISTS

S: 4, 7x (last vs. Miss State, 1/31/26)

C: 4, 7x (last vs. Miss State, 1/31/26)

BLOCKED SHOTS

S: 1, 3x (last vs. Miss State, 1/31/26)

C: 1, 4x (last vs. Miss State, 1/31/26)

STEALS

S: 3, 2x (last vs. Oklahoma, 1/24/26)

C: 3, 3x (last vs. Oklahoma, 1/24/26)

MINUTES

S: 39, vs. Oklahoma, 1/24/26

C: 39, vs. Oklahoma, 1/24/26

FIELD GOALS MADE

S: 8, vs. Oklahoma, 1/24/26

C: 8, vs. Oklahoma, 1/24/26

3-POINT FIELD GOALS MADE

S: 2, 2x (last vs. Miss State, 1/31/26)

C: 2, 2x (last vs. Miss State, 1/31/26)

FREE THROWS MADE

S: 8, vs. Mississippi State, 1/31/26

C: 8, vs. Mississippi State, 1/31/26

MISCELLANEOUS

	SEASON	CAREER
Led MU in Points	1	1
Led MU in Rebounds	2	2
Led MU in Assists	6	7
20+ Points	1	1
10+ Points	6	6
10+ Rebounds	0	0
5+ Assists	0	0
Double-Doubles	0	0

2025-26 GAME-BY-GAME STATISTICS

Opponent	GS	Min	FG	FGA	3FG	3FGA	FT	FTA	OFF	DEF	REB	PF	AST	TO	STL	BLK	PTS
at Howard		18	4	6	1	2	0	0	3	0	3	3	4	2	0	1	9
SEMO		7	0	1	0	0	0	0	1	0	1	1	1	2	0	0	0
VMI		16	2	3	0	1	0	0	1	1	2	3	2	2	2	0	4
MINNESOTA		17	4	5	0	0	0	0	1	2	3	3	2	1	3	0	8
PRAIRIE VIEW A&M		15	2	2	0	0	2	4	0	1	1	1	1	3	0	0	6
SOUTH DAKOTA		9	1	1	0	0	0	0	0	1	1	0	2	1	1	0	2
SOUTH CAROLINA STATE		20	4	6	1	2	2	2	1	1	2	4	3	0	0	0	11
CLEVELAND STATE		17	3	4	0	1	0	0	1	1	2	2	3	2	2	0	6
at Notre Dame		23	2	3	0	0	2	2	0	1	1	0	4	0	1	0	6
at Kansas		27	2	5	0	1	0	0	0	1	1	3	3	1	0	0	4
ALABAMA STATE		22	2	5	0	1	2	2	0	0	0	2	4	2	0	0	6
BETHUNE-COOKMAN		18	2	6	0	1	0	0	0	2	2	3	4	2	1	0	4
vs. Illinois		25	0	6	0	3	2	2	1	1	2	5	3	1	2	0	2
FLORIDA		8	2	4	0	0	0	0	1	0	1	0	0	1	0	0	4
at Kentucky		17	3	3	0	0	1	1	0	1	1	4	1	2	0	0	7
at Ole Miss		9	0	1	0	0	0	0	0	0	0	2	1	0	0	0	0
AUBURN		23	4	5	0	1	5	6	1	2	3	4	3	4	2	0	13
at LSU		29	3	8	0	1	5	6	2	3	5	0	4	5	1	0	11
GEORGIA		28	3	7	0	1	3	3	1	5	6	1	3	1	2	0	9
OKLAHOMA	*	39	8	12	0	1	5	7	3	3	6	3	2	4	3	0	21
at Alabama	*	26	5	10	2	3	1	3	0	2	2	2	4	3	0	1	13
MISSISSIPPI STATE	*	30	3	11	2	4	8	8	2	6	8	2	4	3	1	1	16
at South Carolina																	
at Texas A&M																	
TEXAS																	
VANDERBILT																	
at Arkansas																	
TENNESSEE																	
at Mississippi State																	
at Oklahoma																	
ARKANSAS																	



6 ANNOR BOATENG

@annor2024

@annor.boat

Sophomore | Guard | 6-6 | 220 | Little Rock, Ark. | Little Rock Central High School

CAREER STATISTICS

Season	TM	GP-GS	Min/Avg	FG	FGA	FG%	3PM	3PA	3P%	FTM	FTA	FT%	O	D	REB	AVG	PF	FO	AST	TO	BLK	STL	PTS	AVG
24-25	MIZ	17-7	109/6.4	9	26	34.6	1	10	10.0	13	19	68.4	4	6	10	0.6	12	0	5	9	1	6	32	1.9
25-26	MIZ	14-4	173/11.5	14	44	31.8	5	20	25.0	8	16	50.0	6	21	27	1.8	19	0	5	16	3	5	41	2.7
TOTAL		32-11	282/8.8	23	70	32.9	6	30	20.0	21	35	60.0	10	27	37	1.2	31	0	10	25	4	11	73	2.3

2025-26 NOTES

- Out for the season with a left leg injury, suffered against Mississippi State on Jan. 31.
- Tallied 10-plus points in back-to-back games for the first time in his career against South Carolina State (Nov. 25) and Cleveland State (Nov. 28), including a career-best 12 against the Bulldogs.

PERSONAL

BIRTHDAY

November 13, 2005

CAREER AMBITIONS

Computer science or restaurant owner

CAREER BESTS

POINTS

S: 12, vs. South Carolina St, 11/25/25

C: 12, vs. South Carolina St, 11/25/25

REBOUNDS

S: 6, at Kansas, 12/7/25

C: 6, at Kansas, 12/7/25

ASSISTS

S: 1, 5x (last at Ole Miss, 1/10/26)

C: 1, 10x (last at Ole Miss, 1/10/26))

BLOCKED SHOTS

S: 1, 3x (last vs. Miss State, 1/31/26)

C: 1, 4x (last vs. Miss State, 1/31/26)

STEALS

S: 2, at Kansas, 12/7/25

C: 2, 2x (last at Kansas, 12/7/25)

MINUTES

S: 22, vs. Bethune-Cookman, 12/14/25

C: 26, vs. MVSU, 11/14/24

FIELD GOALS MADE

S: 4, vs. South Carolina St, 11/25/25

C: 4, vs. South Carolina St, 11/25/25

3-POINT FIELD GOALS MADE

S: 2, 2x (last vs. Bethune-Cook, 12/14/25)

C: 2, 2x (last vs. Bethune-Cook, 12/14/25)

FREE THROWS MADE

S: 3, vs. South Carolina St, 11/25/25


C: 4, vs. MVSU, 11/14/24

MISCELLANEOUS

	SEASON	CAREER
Led MU in Points	0	0
Led MU in Rebounds	0	0
Led MU in Assists	0	0
20+ Points	0	0
10+ Points	2	3
10+ Rebounds	0	0
5+ Assists	0	0
Double-Doubles	0	0

2025-26 GAME-BY-GAME STATISTICS

Opponent	GS	Min	FG	FGA	3FG	3FGA	FT	FTA	OFF	DEF	REB	PF	AST	TO	STL	BLK	PTS
at Howard																	
SEMO																	
VMI																	
MINNESOTA																	
PRAIRIE VIEW A&M																	
SOUTH DAKOTA	14		1	1	0	0	1	2	0	1	1	2	1	3	0	1	3
SOUTH CAROLINA STATE	17		4	9	1	4	3	3	2	3	5	1	1	0	1	0	12
CLEVELAND STATE	14		3	6	2	4	2	3	0	1	1	2	0	2	0	0	10
at Notre Dame	13		1	3	0	0	1	2	0	0	0	2	1	0	1	0	3
at Kansas	*	19	1	7	0	3	0	0	2	4	6	2	0	1	2	0	2
ALABAMA STATE	*	16	1	2	0	1	0	0	0	1	1	0	1	0	0	0	2
BETHUNE-COOKMAN	*	22	2	5	2	4	0	0	1	3	4	3	0	3	1	0	6
vs. Illinois	*	15	0	5	0	1	1	2	0	2	2	2	0	1	0	0	1
FLORIDA																	
at Kentucky	5		0	1	0	0	0	0	0	2	2	1	0	0	0	0	0
at Ole Miss	10		0	1	0	1	0	2	0	1	1	1	1	0	0	0	0
AUBURN	10		0	1	0	0	0	0	0	2	2	1	0	2	0	1	0
at LSU	6		0	1	0	1	0	0	0	0	0	1	0	0	0	0	0
GEORGIA																	
OKLAHOMA	4		0	0	0	0	0	0	0	0	0	0	0	1	0	0	0
at Alabama	5		0	1	0	1	0	2	0	0	0	1	0	1	0	0	0
MISSISSIPPI STATE	3		1	1	0	0	0	0	1	1	2	0	0	2	0	1	2
at South Carolina																	
at Texas A&M																	
TEXAS																	
VANDERBILT																	
at Arkansas																	
TENNESSEE																	
at Mississippi State																	
at Oklahoma																	
ARKANSAS																	



7 TRENT BURNS

@Tr3ntB21

@trent.burnsss

Redshirt Freshman | Center | 7-5 | 260 | Cypress, Texas | Good Vision Academy

CAREER STATISTICS

Season	TM	GP-GS	Min/Avg	FG	FGA	FG%	3PM	3PA	3P%	FTM	FTA	FT%	O	D	REB	AVG	PF	FO	AST	TO	BLK	STL	PTS	AVG
25-26	MIZ	11-0	57/5.1	7	14	50.0	1	6	16.7	1	2	50.0	2	9	11	1.0	7	0	2	5	2	0	16	1.5

2025-26 NOTES

- Made his collegiate debut versus South Carolina State, totaling seven points, three rebounds and one block (Nov. 25).
- Missed his true freshman season in 2024-25 and the first six games of the 2025-26 campaign with an injury.

PERSONAL

BIRTHDAY

May 24, 2005

CAREER AMBITIONS

FBI Agent

CAREER BESTS

POINTS

7, vs. South Carolina State, 11/25/25

REBOUNDS

3, 2x (last at Alabama, 1/27/26)

ASSISTS

2, vs. Cleveland State, 11/28/25

BLOCKED SHOTS

1, 2x (last vs. Cleveland St, 11/28/25)

STEALS

n/a

MINUTES

11, vs. South Carolina State, 11/25/25

FIELD GOALS MADE

3, vs. South Carolina State, 11/25/25

3-POINT FIELD GOALS MADE

1, vs. Florida, 1/3/26

FREE THROWS MADE

1, vs. South Carolina State, 11/25/25

MISCELLANEOUS

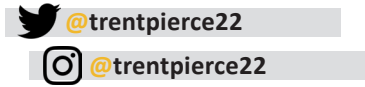
	SEASON	CAREER
Led MU in Points	0	0
Led MU in Rebounds	0	0
Led MU in Assists	0	0
20+ Points	0	0
10+ Points	0	0
10+ Rebounds	0	0
5+ Assists	0	0
Double-Doubles	0	0

2025-26 GAME-BY-GAME STATISTICS

Opponent	GS	Min	FG	FGA	3FG	3FGA	FT	FTA	OFF	DEF	REB	PF	AST	TO	STL	BLK	PTS
at Howard																	
SEMO																	
VMI																	
MINNESOTA																	
PRAIRIE VIEW A&M																	
SOUTH DAKOTA																	
SOUTH CAROLINA STATE	11		3	3	0	0	1	2	0	3	3	1	0	2	0	1	7
CLEVELAND STATE	6		0	0	0	0	0	0	0	2	2	2	2	1	0	1	0
at Notre Dame																	
at Kansas	2		0	0	0	0	0	0	0	0	0	0	0	0	0	0	0
ALABAMA STATE																	
BETHUNE-COOKMAN	2		0	1	0	0	0	0	0	0	0	0	0	0	0	0	0
vs. Illinois	9		1	3	0	2	0	0	0	1	1	1	0	1	0	0	2
FLORIDA	6		1	2	1	2	0	0	0	0	0	0	0	0	0	0	3
at Kentucky																	
at Ole Miss	1		0	0	0	0	0	0	0	0	0	0	0	1	0	0	0
AUBURN																	
at LSU	6		0	0	0	0	0	0	0	0	0	0	0	0	0	0	0
GEORGIA																	
OKLAHOMA	0		0	0	0	0	0	0	0	1	1	1	0	0	0	0	0
at Alabama	9		2	5	0	2	0	0	1	2	3	2	0	0	0	0	4
MISSISSIPPI STATE	3		0	0	0	0	0	0	1	0	1	0	0	0	0	0	0
at South Carolina																	
at Texas A&M																	
TEXAS																	
VANDERBILT																	
at Arkansas																	
TENNESSEE																	
at Mississippi State																	
at Oklahoma																	
ARKANSAS																	



11 TRENT PIERCE



Junior | Guard / Forward | 6-10 | 225 | Tulsa, Okla. | AZ Compass Prep

CAREER STATISTICS

Season	TM	GP-GS	Min/Avg	FG	FGA	FG%	3PM	3PA	3P%	FTM	FTA	FT%	O	D	REB	AVG	PF	FO	AST	TO	BLK	STL	PTS	AVG
23-24	MIZ	21- 3	137/6.5	16	46	34.8	5	29	17.2	1	6	16.7	4	22	26	1.2	23	1	1	9	4	7	38	1.8
24-25	MIZ	33-19	563/17.1	76	161	47.2	32	97	33.0	36	62	58.1	38	69	107	3.2	60	0	32	21	6	21	220	6.7
25-26	MIZ	9- 1	210/23.4	28	60	46.7	17	42	40.5	8	11	72.7	10	21	31	3.4	20	0	10	8	4	10	81	9.0
TOTAL		63-23	911/14.5	120	267	44.9	54	168	32.1	45	79	57.0	52	112	164	2.6	103	1	43	38	14	38	339	5.4

2025-26 NOTES

- Team captain.
- Missed the first 13 games with an injury.
- Tallied a season-best 18 points in Mizzou's win over Auburn, including matching a career-best with five made 3-pointers (Jan. 14).
- Returned against No. 22 Florida, scoring 10 points – including five in back-to-back possessions to give Mizzou the lead for good – to go with five rebounds (Jan. 3).
- Registered a career-best four steals in Mizzou's win at Kentucky (Jan. 7).

PERSONAL

BIRTHDAY

October 22, 2004

CAREER AMBITIONS

Coach or trainer

CAREER BESTS

POINTS

S: 18, vs. Auburn, 1/14/26

C: 24, vs. LIU, 12/14/24

REBOUNDS

S: 5, 3x (last at Alabama, 1/27/26)

C: 8, vs. Alabama State, 12/30/24

ASSISTS

S: 3, 2x (last vs. Auburn, 1/14/26)

C: 5, vs. Alabama, 2/19/25

BLOCKED SHOTS

S: 2, at Ole Miss, 1/10/26)

C: 2, at Ole Miss, 1/10/26)

STEALS

S: 4, at Kentucky, 1/7/26

C: 4, at Kentucky, 1/7/26

MINUTES

S: 30, vs. Mississippi State, 1/31/26

C: 33, vs. Ole Miss, 1/25/25

FIELD GOALS MADE

S: 6, vs. Auburn, 1/14/26

C: 8, vs. LIU, 12/14/24

3-POINT FIELD GOALS MADE

S: 5, vs. Auburn, 1/14/26

C: 5, 2x (last vs. Auburn, 1/14/26)

FREE THROWS MADE

S: 2, 2x (last at Alabama, 1/27/26)

C: 5, vs. Pacific, 11/22/24

MISCELLANEOUS

	SEASON	CAREER
Led MU in Points	0	1
Led MU in Rebounds	0	1
Led MU in Assists	0	3
20+ Points	0	1
10+ Points	4	12
10+ Rebounds	0	0
5+ Assists	0	1
Double-Doubles	0	0

2025-26 GAME-BY-GAME STATISTICS

Opponent	GS	Min	FG	FGA	3FG	3FGA	FT	FTA	OFF	DEF	REB	PF	AST	TO	STL	BLK	PTS
at Howard																	
SEMO																	
VMI																	
MINNESOTA																	
PRAIRIE VIEW A&M																	
SOUTH DAKOTA																	
SOUTH CAROLINA STATE																	
CLEVELAND STATE																	
at Notre Dame																	
at Kansas																	
ALABAMA STATE																	
BETHUNE-COOKMAN																	
vs. Illinois																	
FLORIDA		19	3	5	2	4	2	4	1	4	5	1	0	0	1	0	10
at Kentucky		27	2	5	1	4	0	0	1	4	5	3	3	1	4	1	5
at Ole Miss		26	4	11	2	8	0	0	1	1	2	1	2	1	0	2	10
AUBURN		27	6	8	5	7	1	1	0	3	3	2	3	2	2	0	18
at LSU		24	3	4	2	3	1	1	0	3	3	4	0	0	1	0	9
GEORGIA		19	3	8	1	3	1	1	1	2	3	1	0	1	0	0	8
OKLAHOMA		20	1	6	1	3	1	3	2	0	2	3	1	2	0	0	4
at Alabama		16	1	5	0	4	2	2	2	3	5	2	0	1	0	0	4
MISSISSIPPI STATE	*	30	5	8	3	6	0	0	2	1	3	2	1	0	2	1	13
at South Carolina																	
at Texas A&M																	
TEXAS																	
VANDERBILT																	
at Arkansas																	
TENNESSEE																	
at Mississippi State																	
at Oklahoma																	
ARKANSAS																	



12 SEBASTIAN MACK



@S_mack1221



@_bazmack_

Junior | Guard | 6-3 | 195 | Chicago, Ill. | UCLA

CAREER STATISTICS

Season	TM	GP-GS	Min/Avg	FG	FGA	FG%	3PM	3PA	3P%	FTM	FTA	FT%	O	D	REB	AVG	PF	FO	AST	TO	BLK	STL	PTS	AVG
23-24	UCLA	33-30	882/26.7	123	318	38.7	28	99	28.3	125	172	72.7	21	97	118	3.6	77	0	52	52	2	44	399	12.1
24-25	UCLA	34- 1	713/21.0	101	237	42.6	22	70	31.4	101	136	74.3	10	62	72	2.1	59	2	59	47	1	31	325	9.6
25-26	MIZ	18- 9	294/16.3	48	118	40.7	9	33	27.3	21	31	67.7	5	18	23	1.3	24	0	11	19	1	16	126	7.0
TOTAL		85-40	1889/22.2	272	673	40.4	59	202	29.2	247	339	72.9	36	177	213	2.5	160	2	122	118	4	91	850	10.0

CAREER HONORS

- 2023-24 All-Pac 12 Freshman Team

2025-26 NOTES

- Scored a season-best 17 points versus No. 20 Illinois, including sinking all three of his 3-point attempts (Dec. 22).
- Averaged 10.8 points in two seasons with UCLA.
- Led the Bruins in free throws in both of his seasons, making 125 in 2023-24 and 101 in 2024-25.

PERSONAL

BIRTHDAY

February 13, 2004

CAREER AMBITIONS

Sports broadcasting or personal finance

SEASON & CAREER BESTS

POINTS

S: 17, vs. Illinois, 12/22/25

C: 27, vs. Cal State Northridge, 12/19/23

REBOUNDS

S: 4, vs. Cleveland State, 11/28/25

C: 7, 2x (last vs. Michigan, 1/7/25)

ASSISTS

S: 2, 3x (last vs. SCSU, 11/25/25)

C: 6, at Nebraska, 1/4/25

BLOCKED SHOTS

S: 1, vs. Minnesota, 11/12/25

C: 1, 4x (last vs. Minnesota, 11/12/25)

STEALS

S: 4, vs. Cleveland State, 11/28/25

C: 5, vs. Chaminade, 11/21/23

MINUTES

S: 30, vs. VMI, 11/9/25

C: 39, vs. Maryland, 12/22/23

FIELD GOALS MADE

S: 6, 2x (last vs. Illinois, 12/22/25)

C: 7, 4x (last vs. Colorado, 2/15/24)

3-POINT FIELD GOALS MADE

S: 3, vs. Illinois, 12/22/25

C: 4, at Stanford, 2/7/24

FREE THROWS MADE

S: 5, vs. South Carolina St, 11/25/25

C: 15, vs. Idaho State, 11/20/24

MISCELLANEOUS

	SEASON	CAREER
Led MU in Points	1	1
Led MU in Rebounds	0	0
Led MU in Assists	0	0
20+ Points	0	7
10+ Points	8	45
10+ Rebounds	0	0
5+ Assists	0	3
Double-Doubles	0	0

2025-26 GAME-BY-GAME STATISTICS

Opponent	GS	Min	FG	FGA	3FG	3FGA	FT	FTA	OFF	DEF	REB	PF	AST	TO	STL	BLK	PTS
at Howard	*	19	4	11	0	3	1	4	0	1	1	1	2	0	1	0	9
SEMO	*	19	5	9	0	1	1	1	0	1	1	0	0	0	0	0	11
VMI	*	30	5	13	0	2	4	6	2	1	3	3	2	1	2	0	14
MINNESOTA	*	21	5	8	2	3	2	2	0	0	0	2	1	2	1	1	14
PRAIRIE VIEW A&M	*	25	1	7	0	1	0	0	0	3	3	1	0	2	1	0	2
SOUTH DAKOTA	*	21	6	11	0	1	1	2	0	1	1	3	0	1	1	0	13
SOUTH CAROLINA STATE	*	29	3	10	1	4	5	6	0	2	2	4	2	3	1	0	12
CLEVELAND STATE	*	25	4	10	2	7	0	0	1	3	4	0	1	3	4	0	10
at Notre Dame	*	6	1	4	0	2	0	0	0	1	1	0	0	1	1	0	2
at Kansas		11	1	3	0	0	1	2	1	1	2	0	0	0	1	0	3
ALABAMA STATE		16	4	7	1	2	1	2	0	0	0	2	1	2	1	0	10
BETHUNE-COOKMAN		18	0	2	0	1	1	2	0	0	0	2	0	2	1	0	1
vs. Illinois		26	6	11	3	3	2	2	0	2	2	2	0	0	1	0	17
FLORIDA		6	0	0	0	0	0	0	0	0	0	1	0	1	0	0	0
at Kentucky																	
at Ole Miss																	
AUBURN																	
at LSU		2	0	0	0	0	0	0	0	0	0	0	0	0	0	0	0
GEORGIA		5	0	3	0	2	0	0	0	1	1	0	1	1	0	0	0
OKLAHOMA		4	1	2	0	0	2	2	0	0	0	1	0	0	0	0	4
at Alabama		11	2	7	0	1	0	0	1	1	2	2	1	0	0	0	4
MISSISSIPPI STATE																	
at South Carolina																	
at Texas A&M																	
TEXAS																	
VANDERBILT																	
at Arkansas																	
TENNESSEE																	
at Mississippi State																	
at Oklahoma																	
ARKANSAS																	



14 JEVON PORTER

Senior | Forward | 6-11 | 230 | Columbia, Mo. | Loyola Marymount

CAREER STATISTICS

Season	TM	GP-GS	Min/Avg	FG	FGA	FG%	3PM	3PA	3P%	FTM	FTA	FT%	O	D	REB	AVG	PF	FO	AST	TO	BLK	STL	PTS	AVG
22-23	PEP	31-31	879/28.4	141	291	48.5	34	97	35.1	60	85	70.6	69	153	222	7.2	99	6	27	57	27	29	376	12.1
23-24	PEP	21-18	661/31.5	121	285	42.5	28	94	29.8	71	92	77.2	54	70	124	5.9	49	0	35	36	21	16	341	16.2
24-25	LMU	31-30	958/30.9	137	348	39.4	48	152	31.6	64	94	68.1	62	160	222	7.2	94	4	59	58	35	25	386	12.5
25-26	MIZ	12-10	210/17.5	28	57	49.1	7	28	25.0	11	17	64.7	18	30	48	4.0	17	0	19	8	2	9	74	6.2
TOTAL		95-89	2709/28.5	427	981	43.5	117	371	31.5	206	288	71.5	203	413	616	6.5	259	10	140	159	85	79	1177	12.4

2025-26 NOTES

- Missed Mizzou's last 10 games with a leg injury.
- Recorded his first double-double as a Tiger versus South Dakota, totaling 19 points and 12 rebounds. Also made all nine of his field goals, becoming the first Tiger to shoot 100 percent with a double-double in 14 seasons (Nov. 20).
- One of 11 players nationally to total at least 350 points, 200 rebounds, 40 made 3-pointers and 35 blocks last season.
- Brother of current Brooklyn Nets player and former Mizzou standout, Michael Porter Jr.

PERSONAL

BIRTHDAY

June 27, 2003

CAREER AMBITIONS

Artist using a variety of visual media

SEASON & CAREER BESTS

POINTS

S: 19, vs. South Dakota, 11/20/25

C: 30, vs. BYU, 2/9/23

REBOUNDS

S: 12, vs. South Dakota, 11/20/25

C: 14, vs. George Washington, 12/23/22

ASSISTS

S: 4, vs. South Carolina St, 11/25/25

C: 9, vs. Prairie View A&M, 12/14/24

BLOCKED SHOTS

S: 1, vs. VMI, 11/9/25

C: 4, 2x (last vs. Wyoming, 11/27/24)

STEALS

S: 2, 4x (last at Kansas, 12/7/25)

C: 5, 2x (last at Gonzaga, 1/4/24)

MINUTES

S: 28, at Howard, 11/3/25

C: 42, vs. Portland, 2/4/23

FIELD GOALS MADE

S: 9, vs. South Dakota, 11/20/25

C: 11, 2x (last vs. Wyoming, 11/27/24)

3-POINT FIELD GOALS MADE

S: 2, 2x (last vs. SCSU, 11/25/25)

C: 6, vs. Wyoming, 11/27/24

FREE THROWS MADE

S: 4, vs. Prairie View A&M, 11/17/25

C: 10, vs. Pacific, 3/7/24

MISCELLANEOUS

	SEASON	CAREER
Led MU in Points	0	0
Led MU in Rebounds	1	1
Led MU in Assists	0	0
30+ Points	0	1
20+ Points	0	14
10+ Points	2	61
10+ Rebounds	1	20
5+ Assists	0	3
Double-Doubles	1	18

2025-26 GAME-BY-GAME STATISTICS

Opponent	GS	Min	FG	FGA	3FG	3FGA	FT	FTA	OFF	DEF	REB	PF	AST	TO	STL	BLK	PTS
at Howard	*	28	2	4	1	2	2	2	4	2	6	1	1	0	0	0	7
SEMO	*	19	1	2	0	0	1	2	0	2	2	3	2	2	1	0	3
VMI	*	25	3	6	0	3	2	4	4	5	9	4	1	3	0	1	8
MINNESOTA	*	11	0	1	0	1	0	0	0	0	0	0	1	0	0	0	0
PRAIRIE VIEW A&M	*	17	3	7	2	6	4	4	0	2	2	2	3	0	2	0	12
SOUTH DAKOTA	*	24	9	9	0	0	1	1	4	8	12	3	1	2	2	0	19
SOUTH CAROLINA STATE	*	22	2	6	2	5	0	0	0	5	5	2	4	0	0	0	6
CLEVELAND STATE	*	18	4	10	1	5	0	0	2	4	6	1	2	1	2	0	9
at Notre Dame	*	12	0	2	0	1	0	2	1	2	3	1	2	0	0	0	0
at Kansas	*	16	1	5	1	4	1	2	3	0	3	0	1	0	2	1	4
ALABAMA STATE		1	0	0	0	0	0	0	0	0	0	0	0	0	0	0	0
BETHUNE-COOKMAN		16	3	5	0	1	0	0	0	0	0	0	1	0	0	0	6
vs. Illinois																	Did Not Play
FLORIDA																	Did Not Play
at Kentucky																	Did Not Play
at Ole Miss																	Did Not Play
AUBURN																	Did Not Play
at LSU																	Did Not Play
GEORGIA																	Did Not Play
OKLAHOMA																	Did Not Play
at Alabama																	Did Not Play
MISSISSIPPI STATE																	Did Not Play
at South Carolina																	
at Texas A&M																	
TEXAS																	
VANDERBILT																	
at Arkansas																	
TENNESSEE																	
at Mississippi State																	
at Oklahoma																	
ARKANSAS																	



15 SHAWN PHILLIPS JR.

@theeshawnphillips

Senior | Center | 7-0 | 245 | Dayton, Ohio | Arizona State

CAREER STATISTICS

Season	TM	GP-GS	Min/Avg	FG	FGA	FG%	3PM	3PA	3P%	FTM	FTA	FT%	O	D	REB	AVG	PF	FO	AST	TO	BLK	STL	PTS	AVG
22-23	LSU	20-0	147/7.4	10	22	45.5	0	0	0.0	7	13	53.8	18	25	43	2.2	27	0	4	6	7	4	27	1.4
23-24	ASU	24-12	346/14.4	57	103	55.3	0	0	0.0	17	35	48.6	26	53	79	3.3	68	3	9	28	26	9	131	5.5
24-25	ASU	31-12	558/18.0	67	117	57.3	0	0	0.0	33	55	60.0	47	114	161	5.2	92	4	18	42	34	6	167	5.4
25-26	MIZ	20-20	397/19.8	67	95	70.5	0	0	0.0	20	44	45.5	30	72	102	5.1	55	1	13	40	29	4	154	7.7
TOTAL		95-44	1448/15.2	201	337	59.6	0	0	0.0	77	147	52.4	121	264	385	4.1	242	8	44	116	96	23	479	5.0

2025-26 NOTES

- Leads the Tigers, ranks seventh in the SEC and 99th nationally with 1.45 blocks per game.
- On pace to set the program's field goal percentage mark, currently at 70.5 percent.
- Tallied a double-double in Mizzou's season-opening win – recording a team-best and career-high 16 points to go with 11 boards. He is the first Tiger to collect a double-double in his Mizzou debut since Ronnie DeGray in 2021 (Nov. 3).
- Started 12 of the final 13 games at Arizona State in 2024-25, tallying 7.8 points, 7.0 rebounds and 1.8 blocks per game.

PERSONAL

BIRTHDAY

April 13, 2004

SEASON & CAREER BESTS

POINTS

S: 17, vs. South Carolina St, 11/25/25

C: 17, vs. South Carolina St, 11/25/25

REBOUNDS

S: 13, vs. Prairie View A&M, 11/17/25

C: 14, vs. Kansas State, 3/11/25

ASSISTS

S: 3, vs. Cleveland State, 11/28/25

C: 3, 3x (last vs. Cleveland St, 11/28/25)

BLOCKED SHOTS

S: 3, 5x (last vs. Oklahoma, 1/24/26)

C: 4, vs Iowa State, 1/25/25

STEALS

S: 2, vs. SEMO, 11/7/25

C: 2, vs. SEMO, 11/7/25

MINUTES

S: 28, at Ole Miss, 1/10/26

C: 36, vs. BYU, 2/26/25

FIELD GOALS MADE

S: 8, at Howard, 11/3/25

C: 8, at Howard, 11/3/25

3-POINT FIELD GOALS MADE

S: n/a

C: n/a

FREE THROWS MADE

S: 6, at LSU, 1/17/26

C: 6, at LSU, 1/17/26

MISCELLANEOUS

	SEASON	CAREER
Led MU in Points	2	2
Led MU in Rebounds	7	7
Led MU in Assists	0	0
20+ Points	0	0
10+ Points	6	16
10+ Rebounds	2	5
5+ Assists	0	0
Double-Doubles	2	5

2025-26 GAME-BY-GAME STATISTICS

Opponent	GS	Min	FG	FGA	3FG	3FGA	FT	FTA	OFF	DEF	REB	PF	AST	TO	STL	BLK	PTS
at Howard	*	20	8	9	0	0	0	2	2	9	11	3	0	6	0	0	16
SEMO	*	21	3	5	0	0	1	4	1	4	5	3	2	4	2	3	7
VMI																	
MINNESOTA	*	13	0	1	0	0	0	0	0	1	1	3	1	1	0	1	0
PRAIRIE VIEW A&M	*	19	5	10	0	0	2	4	3	10	13	1	1	2	0	0	12
SOUTH DAKOTA																	
SOUTH CAROLINA STATE	*	15	7	8	0	0	3	5	5	3	8	1	1	2	0	2	17
CLEVELAND STATE	*	16	2	2	0	0	2	2	1	4	5	3	3	1	1	3	6
at Notre Dame	*	24	3	5	0	0	0	1	0	2	2	3	0	1	0	0	6
at Kansas	*	20	3	6	0	0	1	2	1	3	4	3	1	2	0	2	7
ALABAMA STATE	*	22	3	3	0	0	1	2	1	4	5	3	1	1	0	3	7
BETHUNE-COOKMAN	*	17	2	4	0	0	0	0	1	3	4	1	0	3	0	3	4
vs. Illinois	*	17	3	4	0	0	0	0	1	0	1	2	0	2	0	0	6
FLORIDA	*	20	1	3	0	0	2	5	0	3	3	4	1	2	0	0	4
at Kentucky	*	22	4	5	0	0	0	0	0	1	1	4	1	2	0	2	8
at Ole Miss	*	28	6	7	0	0	0	3	1	5	6	2	0	3	1	2	12
AUBURN	*	19	1	2	0	0	0	0	1	2	3	4	0	1	0	2	2
at LSU	*	21	2	3	0	0	6	8	2	3	5	2	0	1	0	1	10
GEORGIA	*	18	4	5	0	0	1	1	2	0	2	5	0	1	0	1	9
OKLAHOMA	*	27	2	3	0	0	1	3	4	5	9	4	0	2	0	3	5
at Alabama	*	24	5	6	0	0	0	2	4	4	8	2	0	2	0	0	10
MISSISSIPPI STATE	*	16	3	4	0	0	0	0	0	6	6	2	1	1	0	1	6
at South Carolina																	
at Texas A&M																	
TEXAS																	
VANDERBILT																	
at Arkansas																	
TENNESSEE																	
at Mississippi State																	
at Oklahoma																	
ARKANSAS																	



17 JAYDEN STONE

@JaydenSballin
 @jayshawncstone

Graduate | Guard | 6-4 | 185 | Perth, Australia | West Virginia

CAREER STATISTICS

Season	TM	GP-GS	Min/Avg	FG	FGA	FG%	3PM	3PA	3P%	FTM	FTA	FT%	O	D	REB	AVG	PF	FO	AST	TO	BLK	STL	PTS	AVG
20-21	GCU	15- 0	199/13.3	19	56	33.9	9	31	29.0	10	10	100.0	2	15	17	1.1	9	0	19	10	0	9	57	3.8
21-22	GCU	15- 0	128/8.5	14	28	50.0	4	12	33.3	13	18	72.2	7	17	24	1.6	8	0	6	6	0	2	45	3.0
22-23	UDM	13-13	408/31.4	62	126	49.2	27	52	51.9	30	35	85.7	9	60	69	5.3	20	0	28	16	1	8	181	13.9
23-24	UDM	26-25	934/35.9	188	445	42.2	62	199	31.2	104	131	79.4	23	122	145	5.6	45	0	69	66	7	40	542	20.8
25-26	MIZ	15- 9	445/29.7	74	142	52.1	30	76	39.5	41	54	75.9	12	67	79	5.3	27	0	36	11	4	15	219	14.6
TOTAL		84-47	2114/25.2	357	797	44.8	132	370	35.7	198	248	79.8	53	281	334	4.0	109	0	158	109	12	74	1044	12.4

2025-26 NOTES

- Ranks second on the team in scoring and rebounding, while placing fourth in assists.
- Missed seven games from Nov. 25 to Dec. 22 with a hand injury.
- Returned to the lineup on Jan. 3 and is averaging 15.4 points and 5.8 rebounds in his nine games back.
- Scored his 1,000th career point versus Georgia (Jan. 20).
- Also missed the 2024-25 season with West Virginia due to an injury.
- Tallied double figures in the first six games of the season – the first Tiger to do so in his first six career games at Mizzou since Jordan Clarkson in 2013-14.
- Ranked 22nd nationally in scoring during the 2023-24 campaign, averaging 20.8 points per game with Detroit Mercy.

2025-26 GAME-BY-GAME STATISTICS

Opponent	GS	Min	FG	FGA	3FG	3FGA	FT	FTA	OFF	DEF	REB	PF	AST	TO	STL	BLK	PTS
at Howard		27	5	7	3	4	0	0	0	5	5	1	3	3	1	0	13
SEMO		27	5	9	3	7	1	2	1	1	2	2	2	1	0	1	14
VMI		22	7	10	0	2	2	2	3	4	7	2	5	1	1	0	16
MINNESOTA		23	4	7	1	4	4	5	0	3	3	1	0	0	2	0	13
PRAIRIE VIEW A&M		28	5	8	2	4	0	0	1	3	4	2	5	1	1	0	12
SOUTH DAKOTA		24	3	5	1	3	5	6	0	6	6	0	1	1	2	0	12
SOUTH CAROLINA STATE											Did Not Play						
CLEVELAND STATE											Did Not Play						
at Notre Dame											Did Not Play						
at Kansas											Did Not Play						
ALABAMA STATE											Did Not Play						
BETHUNE-COOKMAN											Did Not Play						
vs. Illinois											Did Not Play						
FLORIDA	*	28	3	8	2	6	1	4	0	6	6	3	2	0	1	0	9
at Kentucky	*	27	6	10	3	6	5	7	0	7	7	0	1	1	0	0	20
at Ole Miss	*	31	4	6	3	5	5	7	1	3	4	3	4	1	1	0	16
AUBURN	*	35	7	10	2	5	6	6	0	6	6	2	3	0	2	1	22
at LSU	*	36	7	14	3	7	3	3	1	3	4	3	0	0	0	1	20
GEORGIA	*	26	5	14	2	6	1	2	3	5	8	2	6	1	3	1	13
OKLAHOMA	*	41	7	16	2	8	4	5	1	6	7	1	0	0	0	0	20
at Alabama	*	28	3	10	2	4	0	0	1	7	8	3	1	1	1	0	8
MISSISSIPPI STATE	*	33	3	8	1	5	4	5	0	2	2	2	3	0	0	0	11
at South Carolina																	
at Texas A&M																	
TEXAS																	
VANDERBILT																	
at Arkansas																	
TENNESSEE																	
at Mississippi State																	
at Oklahoma																	
ARKANSAS																	

PERSONAL

BIRTHDAY

November 10, 2000

CAREER AMBITIONS

Psychology field

SEASON & CAREER BESTS

POINTS

S: 22, vs. Auburn, 1/14/26

C: 36, at Robert Morris, 1/17/24

REBOUNDS

S: 8, 2x (last at Alabama, 1/27/26)

C: 12, vs. Rochester Christian, 11/8/22

ASSISTS

S: 6, vs. Georgia, 1/20/26

C: 10, at Milwaukee, 1/25/24

BLOCKED SHOTS

S: 1, 3x (last at LSU, 1/17/26)

C: 2, at Northern Kentucky, 2/10/24

STEALS

S: 3, vs. Georgia, 1/20/26

C: 6, vs. Ball State, 12/6/23

MINUTES

S: 41, vs. Oklahoma, 1/24/26

C: 49, at Robert Morris, 1/17/24

FIELD GOALS MADE

S: 7, 4x (last vs. Oklahoma, 1/24/26)

C: 12, 2x (last at Robert Morris, 1/17/24)

3-POINT FIELD GOALS MADE

S: 3, 4x (last at LSU, 1/17/26)

C: 6, at Northern Kentucky, 1/8/23

FREE THROWS MADE

S: 6, vs. Auburn, 1/14/26

C: 8, 5x (last vs PFW, 2/17/24)

MISCELLANEOUS

	SEASON	CAREER
Led MU in Points	2	2
Led MU in Rebounds	4	4
Led MU in Assists	2	2
30+ Points	0	3
20+ Points	4	24
10+ Points	13	45
10+ Rebounds	0	2
5+ Assists	3	6
Double-Doubles	0	3



24 NICHOLAS RANDALL

@24_butta

@24_.butta

Freshman | Guard / Forward | 6-9 | 240 | St. Louis, Mo. | AZ Compass Prep

CAREER STATISTICS

Season	TM	GP-GS	Min/Avg	FG	FGA	FG%	3PM	3PA	3P%	FTM	FTA	FT%	O	D	REB	AVG	PF	FO	AST	TO	BLK	STL	PTS	AVG
25-26	MIZ	17-0	102/6.0	3	14	21.4	0	4	0.0	4	8	50.0	5	14	19	1.1	14	1	3	7	3	4	10	0.6

2025-26 NOTES

- One of two freshmen on the roster in 2025-26.
- Ranked as high as the nation's No. 78 player by ESPN.

PERSONAL

BIRTHDAY

December 29, 2006

CAREER AMBITIONS

Stay in basketball, possibly as a coach or broadcaster

CAREER BESTS

POINTS

3, vs. VMI, 11/9/25

REBOUNDS

4, 2x (last at Ole Miss, 1/10/26)

ASSISTS

1, 3x (last vs. Oklahoma, 1/24/26)

BLOCKED SHOTS

1, 3x (last vs. Mississippi St, 1/31/26)

STEALS

1, 4x (last at Kentucky, 1/7/26)

MINUTES

13, vs. Illinois, 12/22/25

FIELD GOALS MADE

1, 3x (last vs. S Carolina St, 11/25/25)

3-POINT FIELD GOALS MADE

n/a

FREE THROWS MADE

1, 4x (last at Alabama, 1/27/26)

MISCELLANEOUS

	SEASON	CAREER
Led MU in Points	0	0
Led MU in Rebounds	0	0
Led MU in Assists	0	0
20+ Points	0	0
10+ Points	0	0
10+ Rebounds	0	0
5+ Assists	0	0
Double-Doubles	0	0

2025-26 GAME-BY-GAME STATISTICS

Opponent	GS	Min	FG	FGA	3FG	3FGA	FT	FTA	OFF	DEF	REB	PF	AST	TO	STL	BLK	PTS
at Howard																	
SEMO																	
VMI	6	1	1	0	0	0	1	1	0	1	1	0	0	0	1	0	3
MINNESOTA	6	0	0	0	0	0	0	0	1	0	1	1	0	0	0	0	0
PRAIRIE VIEW A&M	4	0	0	0	0	0	0	0	0	0	0	5	1	2	1	0	0
SOUTH DAKOTA	7	1	1	0	0	0	0	0	0	1	1	0	0	0	0	0	2
SOUTH CAROLINA STATE	5	1	1	0	0	0	0	0	1	0	1	0	1	0	0	0	2
CLEVELAND STATE	3	0	1	0	1	1	2	0	0	0	0	0	0	0	0	0	1
at Notre Dame																	
at Kansas	7	0	0	0	0	0	0	0	0	0	0	1	0	0	1	0	0
ALABAMA STATE																	
BETHUNE-COOKMAN	3	0	0	0	0	0	0	0	0	1	1	1	0	1	0	1	0
vs. Illinois	13	0	1	0	1	0	0	1	1	1	2	0	0	1	0	0	0
FLORIDA	6	0	1	0	0	0	0	0	1	1	2	0	0	0	0	0	0
at Kentucky	11	0	1	0	0	0	0	0	0	4	4	3	0	1	1	0	0
at Ole Miss	4	0	1	0	1	0	0	0	1	3	4	0	0	0	0	0	0
AUBURN	4	0	1	0	0	0	0	0	0	0	0	0	0	1	0	0	0
at LSU	4	0	1	0	0	0	0	0	0	0	0	0	0	0	0	0	0
GEORGIA																	
OKLAHOMA	6	0	1	0	0	0	1	2	0	0	0	2	1	1	0	0	1
at Alabama	8	0	2	0	1	1	2	0	1	1	1	1	0	0	0	1	1
MISSISSIPPI STATE	6	0	1	0	0	0	0	0	0	1	1	0	0	0	0	1	0
at South Carolina																	
at Texas A&M																	
TEXAS																	
VANDERBILT																	
at Arkansas																	
TENNESSEE																	
at Mississippi State																	
at Oklahoma																	
ARKANSAS																	



25 MARK MITCHELL



@Mark_mitchell25



@mark.mitchell25

Senior | Guard / Forward | 6-9 | 230 | Kansas City, Kan. | Duke

CAREER STATISTICS

Season	TM	GP-GS	Min/Avg	FG	FGA	FG%	3PM	3PA	3P%	FTM	FTA	FT%	O	D	REB	AVG	PF	FO	AST	TO	BLK	STL	PTS	AVG
22-23	DUKE	35-35	948/27.1	114	243	46.9	19	54	35.2	71	93	76.3	47	111	158	4.5	35	0	42	46	18	22	318	9.1
23-24	DUKE	33-32	945/28.6	136	252	54.0	11	40	27.5	99	159	62.3	74	123	197	6.0	54	1	36	38	24	26	382	11.6
24-25	MIZ	33-33	917/27.8	152	301	50.5	13	50	26.0	142	212	67.0	47	107	154	4.7	54	0	64	53	25	32	459	13.9
25-26	MIZ	22-22	709/32.2	131	244	53.7	9	34	26.5	113	172	65.7	40	82	122	5.5	28	0	72	44	11	16	384	17.5
TOTAL		123-123	3518/28.6	533	1040	51.3	52	178	29.2	425	636	66.8	208	423	631	5.1	171	1	214	181	78	96	1543	12.5

CAREER HONORS

- 2025-26 Oscar Robertson Trophy Preseason Watch List
- 2025-26 Preseason All-SEC Second Team (Media & Coaches)
- 2024-25 NABC All-Central District Second Team
- 2024-25 All-SEC Second Team (Media)
- 2024-25 All-SEC Third Team (Coaches)

2025-26 NOTES

- Team captain.
- Named to the Oscar Robertson Trophy Preseason Watch List and Preseason All-SEC Second Team.
- Leads Mizzou in scoring and rebounds, while ranking second in assists.
- One of 11 players nationally with 375 points, 120 rebounds and 70 assists.
- Ranked 17th nationally with 172 free-throw attempts in 2025-26.
- After missing first nine 3-pointers of the year, shooting 36.0 percent since (9-of-25).
- Tallied his second double-double – including a game-winning triple as time expired – with 25 points and 10 rebounds against Oklahoma last Saturday (Jan. 24).
- Became the first Tiger to record 20 points, eight rebounds and seven assists (a new career high) in a game in 14 years when he did so at Ole Miss (Jan. 10).
- Led Mizzou with 13.9 points in 2024-25 – his 13.9 average is the highest by a returning Tiger since 2011-12.

2025-26 GAME-BY-GAME STATISTICS

Opponent	GS	Min	FG	FGA	3FG	3FGA	FT	FTA	OFF	DEF	REB	PF	AST	TO	STL	BLK	PTS
at Howard	*	25	4	6	0	0	1	4	4	2	6	4	2	1	1	0	9
SEMO	*	31	12	14	0	0	5	11	2	3	5	1	3	6	1	1	29
VMI	*	33	7	13	0	1	10	13	1	9	10	1	3	2	1	1	24
MINNESOTA	*	36	6	11	0	3	6	8	0	6	6	1	6	3	0	0	18
PRAIRIE VIEW A&M	*	27	3	5	0	0	4	5	3	2	5	1	2	2	0	1	10
SOUTH DAKOTA	*	28	7	12	0	0	8	11	2	3	5	1	2	4	1	0	22
SOUTH CAROLINA STATE	*	26	5	8	0	1	5	6	4	3	7	0	6	1	0	0	15
CLEVELAND STATE	*	30	3	4	0	1	4	4	2	4	6	1	4	1	0	0	10
at Notre Dame	*	38	8	17	1	4	9	11	0	5	5	2	1	3	2	1	26
vs. Kansas	*	32	7	15	1	3	6	11	3	4	7	1	1	3	0	0	21
ALABAMA STATE	*	35	6	10	0	0	3	4	0	4	4	0	3	3	0	0	15
BETHUNE-COOKMAN	*	28	8	12	1	2	2	3	4	3	7	1	3	2	4	0	19
vs. Illinois	*	27	2	6	0	2	1	2	1	1	2	1	2	0	1	1	5
FLORIDA	*	36	5	14	1	3	3	5	1	0	1	3	3	1	0	2	14
at Kentucky	*	36	7	15	1	1	6	7	0	1	1	1	4	1	0	0	21
at Ole Miss	*	35	7	9	1	1	5	8	2	6	8	0	7	3	0	1	20
AUBURN	*	37	7	13	0	1	6	14	1	4	5	1	5	2	1	1	20
at LSU	*	26	3	6	0	1	7	10	1	4	5	4	0	2	1	1	13
GEORGIA	*	36	7	15	1	2	3	3	0	5	5	2	3	2	2	0	18
OKLAHOMA	*	42	7	14	1	2	10	12	5	5	10	0	4	0	0	0	25
at Alabama	*	30	5	11	0	2	1	8	1	4	5	1	4	1	1	0	11
MISSISSIPPI STATE	*	36	5	14	1	4	8	12	3	4	7	1	4	1	0	1	19
at South Carolina																	
at Texas A&M																	
TEXAS																	
VANDERBILT																	
at Arkansas																	
TENNESSEE																	
at Mississippi State																	
at Oklahoma																	
ARKANSAS																	

PERSONAL

BIRTHDAY

September 1, 2003

CAREER AMBITIONS

Sports Agent

SEASON & CAREER BESTS

POINTS

S: 29, vs. SEMO, 11/7/25

C: 31, vs. Alabama, 2/19/25

REBOUNDS

S: 10, 2x (last vs. Oklahoma, 1/24/26)

C: 14, at Notre Dame, 1/6/24

ASSISTS

S: 7, at Ole Miss, 1/10/26

C: 7, at Ole Miss, 1/10/26

BLOCKED SHOTS

S: 2, vs. Florida, 1/3/26

C: 3, 4x (last vs. Jax State, 12/17/24)

STEALS

S: 4, vs. Bethune-Cookman, 12/14/25

C: 5, vs. MVSU, 11/14/24

MINUTES

S: 42, vs. Oklahoma, 1/24/26

C: 42, vs. Oklahoma, 1/24/26

FIELD GOALS MADE

S: 12, vs. SEMO, 11/7/25

C: 12, vs. SEMO, 11/7/25

3-POINT FIELD GOALS MADE

S: 1, 8x (last vs. Oklahoma, 1/24/26)

C: 2, 10x (last vs. Kentucky, 3/8/25)

FREE THROWS MADE

S: 10, 2x (last vs. Oklahoma, 1/24/26)

C: 13, vs. Oklahoma, 2/12/25

MISCELLANEOUS

	SEASON	CAREER
Led MU in Points	11	20
Led MU in Rebounds	7	20
Led MU in Assists	9	14
30+ Points	0	1
20+ Points	9	20
10+ Points	20	80
10+ Rebounds	2	5
5+ Assists	4	7
Double-Doubles	2	5



35 JACOB CREWS

@JacobCrews0

@j_crews35

Graduate | Guard / Forward | 6-8 | 215 | Hilliard, Fla. | UT Martin

CAREER STATISTICS

Season	TM	GP-GS	Min/Avg	FG	FGA	FG%	3PM	3PA	3P%	FTM	FTA	FT%	O	D	REB	AVG	PF	FO	AST	TO	BLK	STL	PTS	AVG
20-21	UNF	22- 3	291/13.2	34	108	31.5	25	83	30.1	7	8	87.5	11	31	42	1.9	16	0	6	13	5	7	100	4.5
21-22	UNF	9- 0	97/10.8	8	36	22.2	6	28	21.4	1	2	50.0	5	11	16	1.8	4	0	5	9	3	1	23	2.6
23-24	UTM	32-32	1066/33.3	206	425	48.5	89	215	41.4	111	136	81.6	65	198	263	8.2	49	0	34	42	15	26	612	19.1
24-25	MIZ	33- 0	426/12.9	65	172	37.8	40	119	33.6	14	19	73.7	24	45	69	2.1	32	0	11	8	3	10	184	5.6
25-26	MIZ	22-11	523/23.8	78	155	50.3	49	106	46.2	33	41	80.5	34	61	95	4.3	40	0	8	15	4	7	238	10.8
TOTAL		118-46	2404/20.4	391	896	43.6	209	551	37.9	166	206	80.6	139	346	485	4.1	141	0	64	87	30	51	1157	9.8

CAREER HONORS

- 2023-24 All-Ohio Valley Conference
- 2023-24 Ohio Valley Conference All-Newcomer Team
- 2023-24 NABC All-District First Team

2025-26 NOTES

- Ranks 12th nationally among players with two made 3-pointers per game with a 3-point percentage of 46.2.
- Currently ranks third in school history with an effective field goal percentage of 65.3.
- His 49 triples are 25 more than he last season through 22 contests (had 24 in 2024-25).
- Tallied 22 points at Notre Dame – his most in a Mizzou uniform (Dec. 2).
- Scored his 1,000th career point versus South Carolina State (Nov. 25).
- Tallied 7.8 points in the final 14 games of the 2024-25 season, shooting 38.9 percent from 3-point range.

2025-26 GAME-BY-GAME STATISTICS

Opponent	GS	Min	FG	FGA	3FG	3FGA	FT	FTA	OFF	DEF	REB	PF	AST	TO	STL	BLK	PTS
at Howard		12	4	7	2	3	0	0	2	1	3	0	0	0	0	1	10
SEMO		19	1	3	1	3	2	2	1	4	5	3	0	0	1	0	5
VMI		14	5	8	2	4	2	3	1	5	6	0	0	0	0	0	14
MINNESOTA		27	5	8	4	6	0	0	0	8	8	1	1	1	0	0	14
PRAIRIE VIEW A&M		24	7	10	4	5	2	3	4	4	8	1	0	1	0	0	20
SOUTH DAKOTA		21	4	7	3	5	4	4	1	1	2	3	1	1	2	0	15
SOUTH CAROLINA STATE		23	2	7	0	5	3	4	1	4	5	2	1	1	1	0	7
CLEVELAND STATE		28	7	15	4	10	2	2	4	4	8	1	0	2	1	1	20
at Notre Dame		31	6	11	5	10	5	6	1	1	2	4	0	1	0	0	22
at Kansas		25	4	10	3	7	0	0	0	1	1	3	0	0	0	0	11
ALABAMA STATE	*	30	7	9	6	8	0	0	2	2	4	0	0	1	0	0	20
BETHUNE-COOKMAN	*	32	8	9	3	4	1	2	2	3	5	2	1	1	1	0	20
vs. Illinois	*	29	1	9	1	4	0	1	2	2	4	3	1	1	0	0	3
FLORIDA	*	29	2	3	0	1	9	10	3	1	4	2	0	0	0	0	13
at Kentucky	*	16	1	3	1	3	0	0	0	1	1	1	0	0	1	1	3
at Ole Miss	*	21	2	6	1	5	0	0	0	4	4	3	1	1	0	0	5
AUBURN	*	16	1	2	1	2	1	2	1	3	4	1	0	0	0	0	4
at LSU	*	30	1	5	1	3	0	0	3	2	5	2	2	1	0	0	3
GEORGIA	*	30	4	8	3	7	0	0	1	4	5	3	0	1	0	1	11
OKLAHOMA	*	21	2	6	2	5	0	0	0	2	2	0	0	1	0	0	6
at Alabama	*	26	1	5	0	2	2	2	3	2	5	2	0	0	0	0	4
MISSISSIPPI STATE		20	3	4	2	3	0	0	2	2	4	3	0	1	0	0	8
at South Carolina																	
at Texas A&M																	
TEXAS																	
VANDERBILT																	
at Arkansas																	
TENNESSEE																	
at Mississippi State																	
at Oklahoma																	
ARKANSAS																	

PERSONAL

BIRTHDAY

July 17, 2000

CAREER AMBITIONS

Sales – cars or real estate

SEASON & CAREER BESTS

POINTS

S: 22, at Notre Dame, 12/2/25

C: 35, vs. Little Rock, 1/13/24

REBOUNDS

S: 8, 3x (last vs. Cleveland St, 11/28/25)

C: 17, vs. Brescia, 11/13/23

ASSISTS

S: 2, at LSU, 1/17/26

C: 3, at McNeese State, 12/2/23

BLOCKED SHOTS

S: 1, 4x (last vs. Georgia, 1/20/26)

C: 2, 5x (last vs. Morehead St, 3/8/24)

STEALS

S: 2, vs. South Dakota, 11/20/25

C: 4, vs. North Alabama, 11/22/23

MINUTES

S: 32, vs. Bethune-Cookman, 12/14/25

C: 40, vs. Morehead State, 3/8/24

FIELD GOALS MADE

S: 8, vs. Bethune-Cookman, 12/14/25

C: 11, 2x (last vs. Morehead St, 2/17/24)

3-POINT FIELD GOALS MADE

S: 6, vs. Alabama State, 12/11/25

C: 6, 3x (last vs. Alabama St, 12/11/25)

FREE THROWS MADE

S: 9, vs. Florida, 1/3/26

C: 13, vs. Little Rock, 1/13/24

MISCELLANEOUS

	SEASON	CAREER
Led MU in Points	4	5
Led MU in Rebounds	5	5
Led MU in Assists	0	0
30+ Points	0	4
20+ Points	5	21
10+ Points	12	49
10+ Rebounds	0	9
5+ Assists	0	0
Double-Doubles	0	9



45 LUKE NORTHWEATHER

@l_northweather
@luke.northweather

Junior | Forward | 6-11 | 235 | Jefferson City, Mo. | Oklahoma

CAREER STATISTICS

Season	TM	GP-GS	Min/Avg	FG	FGA	FG%	3PM	3PA	3P%	FTM	FTA	FT%	O	D	REB	AVG	PF	FO	AST	TO	BLK	STL	PTS	AVG
23-24	OKLA	25-0	214/8.6	17	42	40.5	8	30	26.7	9	11	81.8	11	27	38	1.5	21	0	11	9	8	3	51	2.0
24-25	OKLA	30-0	340/11.3	27	63	42.9	17	50	34.0	10	14	71.4	7	37	44	1.5	34	0	11	3	7	2	81	2.7
25-26	MIZ	19-2	248/13.0	21	45	46.7	13	31	41.9	4	7	57.1	18	30	48	2.5	29	0	11	6	4	5	59	3.1
TOTAL		74-2	802/10.8	65	150	43.3	38	111	34.2	23	32	71.9	36	94	130	1.8	84	0	33	18	19	10	191	2.6

2025-26 NOTES

- Scored in double figures for the first time at Mizzou with 10 points versus Cleveland State (Nov. 28).
- Collected a season-best 10 rebounds in his first career start in Mizzou's versus VMI (Nov. 9).
- Matched career highs with two made 3-pointers and 23 minutes played in the season opener versus Howard (Nov. 3).

PERSONAL

BIRTHDAY

August 28, 2003

CAREER AMBITIONS

Financial advisor or analyst

SEASON & CAREER BESTS

POINTS

S: 10, vs. Cleveland State, 11/28/25

C: 10, 3x (last vs. Cleveland St, 11/28/25)

REBOUNDS

S: 10, vs. VMI, 11/9/25

C: 10, vs. VMI, 11/9/25

ASSISTS

S: 3, vs. VMI, 11/9/25

C: 3, 3x (last vs. VMI, 11/9/25)

BLOCKED SHOTS

S: 1, 3x (last vs. Florida, 1/3/26)

C: 2, 2x (last vs. Arizona, 11/28/24)

STEALS

S: 2, 2x (last vs. VMI, 11/9/25)

C: 2, 2x (last vs. VMI, 11/9/25)

MINUTES

S: 26, vs. VMI, 11/9/25

C: 26, vs. VMI, 11/9/25

FIELD GOALS MADE

S: 4, vs. Cleveland State, 11/28/25

C: 4, 2x (last vs. Cleveland St, 11/28/25)

3-POINT FIELD GOALS MADE

S: 2, 2x (last vs. Minnesota, 11/12/25)

C: 2, 6x (last at Howard, 11/3/25)

FREE THROWS MADE

S: 2, vs. SEMO, 11/7/25

C: 3, at Arkansas, 1/25/25

MISCELLANEOUS

	SEASON	CAREER
Led MU in Points	0	0
Led MU in Rebounds	1	1
Led MU in Assists	0	0
20+ Points	0	0
10+ Points	1	3
10+ Rebounds	1	1
5+ Assists	0	0
Double-Doubles	0	0

2025-26 GAME-BY-GAME STATISTICS

Opponent	GS	Min	FG	FGA	3FG	3FGA	FT	FTA	OFF	DEF	REB	PF	AST	TO	STL	BLK	PTS
at Howard		23	2	5	2	3	1	2	0	5	5	1	2	1	0	1	7
SEMO		19	1	2	1	2	2	2	1	1	2	1	1	1	2	1	5
VMI	*	26	1	4	1	3	0	0	5	5	10	3	3	0	2	0	3
MINNESOTA		21	2	2	2	2	0	0	0	1	1	4	0	0	1	0	6
PRAIRIE VIEW A&M		16	1	2	1	2	1	2	0	6	6	2	1	0	0	0	4
SOUTH DAKOTA	*	20	1	3	1	1	0	0	2	0	2	2	2	1	0	0	3
SOUTH CAROLINA STATE		13	2	2	1	1	0	0	1	1	2	0	0	0	0	0	5
CLEVELAND STATE		15	4	7	2	5	0	0	2	4	6	0	0	1	0	1	10
at Notre Dame		16	0	1	0	1	0	1	1	1	2	2	1	0	0	0	0
at Kansas		13	1	4	1	4	0	0	1	0	1	3	0	0	0	0	3
ALABAMA STATE		21	3	4	0	1	0	0	2	2	4	1	1	1	0	0	6
BETHUNE-COOKMAN		14	3	6	1	4	0	0	0	3	3	3	0	0	0	0	7
vs. Illinois		13	0	0	0	0	0	0	1	1	2	2	0	0	0	0	0
FLORIDA		8	0	1	0	1	0	0	1	0	1	3	0	1	0	1	0
at Kentucky		3	0	0	0	0	0	0	0	0	0	0	0	0	0	0	0
at Ole Miss																	
AUBURN		2	0	2	0	1	0	0	0	0	0	0	0	0	0	0	0
at LSU																	
GEORGIA		2	0	0	0	0	0	0	0	0	0	0	0	0	0	0	0
OKLAHOMA		3	0	0	0	0	0	0	0	0	0	2	0	0	0	0	0
at Alabama		2	0	0	0	0	0	0	1	0	1	0	0	0	0	0	0
MISSISSIPPI STATE																	
at South Carolina																	
at Texas A&M																	
TEXAS																	
VANDERBILT																	
at Arkansas																	
TENNESSEE																	
at Mississippi State																	
at Oklahoma																	
ARKANSAS																	

Game Records

Record	Overall	Home	Away	Neutral
ALL GAMES	15-7	13-1	2-5	0-1
CONFERENCE	5-4	4-1	1-3	0-0
NON-CONFERENCE	10-3	9-0	1-2	0-1

Score by Periods

Team	1st	2nd	OT	TOT
Missouri	860	902	7	1769
Opponents	763	860	6	1629

Team Box Score

No.	Player				Total		3-Point		F-Throw		Rebounds											
		GP-GS	MIN	AVG	FG-FGA	FG%	3FG-3FGA	3FG%	FT-FTA	FT%	OFF	DEF	TOT	AVG	PF	DQ	A	TO	BLK	STL	PTS	AVG
25	MITCHELL, Mark	22-22	708:52	32.2	131-244	.537	9-34	.265	113-172	.657	40	82	122	5.5	28	0	72	44	11	16	384	17.5
17	STONE, Jayden	15-9	445:18	29.7	74-142	.521	30-76	.395	41-54	.759	12	67	79	5.3	27	0	36	11	4	15	219	14.6
35	CREWS, Jacob	22-11	523:01	23.8	78-155	.503	49-106	.462	33-41	.805	34	61	95	4.3	40	0	8	15	4	7	238	10.8
0	ROBINSON II, Anthony	22-19	615:09	28.0	67-166	.404	18-69	.261	53-79	.671	19	54	73	3.3	66	2	74	41	8	41	205	9.3
11	PIERCE, Trent	9-1	210:19	23.4	28-60	.467	17-42	.405	8-11	.727	10	21	31	3.4	20	0	10	8	4	10	81	9.0
15	PHILLIPS JR., Shawn	20-20	396:56	19.8	67-95	.705	0-0	.000	20-44	.455	30	72	102	5.1	55	1	13	40	29	4	154	7.7
5	BARRETT, T.O.	22-3	442:39	20.1	59-114	.518	6-23	.261	38-45	.844	19	34	53	2.4	47	1	58	42	3	21	162	7.4
12	MACK, Sebastian	18-9	293:55	16.3	48-118	.407	9-33	.273	21-31	.677	5	18	23	1.3	24	0	11	19	1	16	126	7.0
14	PORTER, Jevon	12-10	209:45	17.5	28-57	.491	7-28	.250	11-17	.647	18	30	48	4.0	17	0	19	8	2	9	74	6.2
45	NORTHWEATHER, Luke	19-2	247:41	13.0	21-45	.467	13-31	.419	4-7	.571	18	30	48	2.5	29	0	11	6	4	5	59	3.1
6	BOATENG, Annor	15-4	172:48	11.5	14-44	.318	5-20	.250	8-16	.500	6	21	27	1.8	19	0	5	16	3	5	41	2.7
7	BURNS, Trent	11-0	56:33	5.1	7-14	.500	1-6	.167	1-2	.500	2	9	11	1.0	7	0	2	5	2	0	16	1.5
24	RANDALL, Nicholas	17-0	102:05	6.0	3-14	.214	0-4	.000	4-8	.500	5	14	19	1.1	14	1	3	7	3	4	10	0.6
Team											42	34	76					14				
Total		22	4425		625-1268	.493	164-472	.347	355-527	.674	260	547	807	36.7	393	5	322	276	78	153	1769	80.4
Opponents		22	4425		538-1285	.419	214-588	.364	339-455	.745	238	468	706	32.1	415	9	284	257	68	139	1629	74.0

Team Statistics

	MO	OPP
Scoring	1769	1629
Points per game	80.4	74.0
Scoring margin	+6.4	-
Field goals-att	625-1268	538-1285
Field goal pct	.493	.419
3 point fg-att	164-472	214-588
3-point FG pct	.347	.364
3-pt FG made per game	7.5	9.7
Free throws-att	355-527	339-455
Free throw pct	.674	.745
F-Throws made per game	16.1	15.4
Rebounds	807	706
Rebounds per game	36.7	32.1
Rebounding margin	+4.6	-
Assists	322	284
Assists per game	14.6	12.9
Turnovers	276	257
Turnovers per game	12.5	11.7
Turnover margin	-0.9	-
Assist/turnover ratio	1.2	1.1
Steals	153	139
Steals per game	7.0	6.3
Blocks	78	68
Blocks per game	3.5	3.1
Winning streak	1	-
Home win streak	2	-
Attendance	135372	70933
Home games-Avg/Game	14-9669	7-10133
Neutral site-Avg/Game	-	1-18505

Team Results

Date	Opponent		Score	Att.
11/03/2025	at Howard	W	88-67	2312
11/07/2025	Southeast Mo. St.	W	89-84	11314
11/09/2025	VMI	W	106-68	7986
11/12/2025	Minnesota	W	83-60	8969
11/17/2025	Prairie View	W	91-73	7595
11/20/2025	South Dakota	W	102-68	8027
11/25/2025	South Carolina St.	W	98-66	7887
11/28/2025	Cleveland St.	W	86-59	9463
12/02/2025	at Notre Dame	L	71-76	4980
12/07/2025	at Kansas	L	60-80	15407
12/11/2025	Alabama St.	W	85-77	7976
12/14/2025	Bethune-Cookman	W	82-60	8049
12/22/2025	vs Illinois	L	48-91	18505
01/03/2026	Florida	W	76-74	12746
01/07/2026	at Kentucky	W	73-68	19085
01/10/2026	at Ole Miss	L	69-76	7859
01/14/2026	Auburn	W	84-74	10916
01/17/2026	at LSU	L	70-78	7816
01/20/2026	Georgia	L	72-74	11065
01/24/2026	Oklahoma	Wot	88-87	10852
01/27/2026	at Alabama	L	64-90	13474
01/31/2026	Mississippi St.	W	84-79	12527

Game Records

Record	Overall	Home	Away	Neutral
ALL GAMES	5-4	4-1	1-3	0-0
CONFERENCE	5-4	4-1	1-3	0-0
NON-CONFERENCE	0-0	0-0	0-0	0-0

Score by Periods

Team	1st	2nd	OT	TOT
Missouri	306	367	7	680
Opponents	322	372	6	700

Team Box Score

No.	Player				Total		3-Point		F-Throw		Rebounds											
		GP-GS	MIN	AVG	FG-FGA	FG%	3FG-3FGA	3FG%	FT-FTA	FT%	OFF	DEF	TOT	AVG	PF	DQ	A	TO	BLK	STL	PTS	AVG
25	MITCHELL, Mark	9-9	313:41	34.9	53-111	.477	6-17	.353	49-79	.620	14	33	47	5.2	13	0	34	13	6	5	161	17.9
17	STONE, Jayden	9-9	294:02	32.7	45-96	.469	20-52	.385	29-39	.744	7	45	52	5.8	19	0	20	4	3	8	139	15.4
5	BARRETT, T.O.	9-3	208:48	23.2	31-61	.508	4-11	.364	28-33	.848	10	22	32	3.6	17	0	22	23	2	9	94	10.4
11	PIERCE, Trent	9-1	210:19	23.4	28-60	.467	17-42	.405	8-11	.727	10	21	31	3.4	20	0	10	8	4	10	81	9.0
15	PHILLIPS JR., Shawn	9-9	194:03	21.6	28-38	.737	0-0	.000	10-22	.455	14	29	43	4.8	29	1	3	15	12	1	66	7.3
0	ROBINSON II, Anthony	9-6	231:08	25.7	22-63	.349	3-25	.120	16-26	.615	8	19	27	3.0	24	1	30	18	2	11	63	7.0
35	CREWS, Jacob	9-8	206:33	23.0	17-42	.405	11-32	.344	12-14	.857	13	21	34	3.8	17	0	3	5	2	1	57	6.3
12	MACK, Sebastian	5-0	28:32	5.7	3-12	.250	0-3	.000	2-2	1.000	1	2	3	0.6	4	0	2	2	0	0	8	1.6
7	BURNS, Trent	6-0	26:55	4.5	3-7	.429	1-4	.250	0-0	.000	2	3	5	0.8	3	0	0	1	0	0	7	1.2
6	BOATENG, Annor	7-0	42:52	6.1	1-6	.167	0-3	.000	0-4	.000	1	6	7	1.0	5	0	1	6	2	0	2	0.3
24	RANDALL, Nicholas	8-0	49:18	6.2	0-9	.000	0-2	.000	2-4	.500	2	10	12	1.5	6	0	1	3	2	1	2	0.3
45	NORTHWEATHER, Luke	6-0	18:49	3.1	0-3	.000	0-2	.000	0-0	.000	2	0	2	0.3	5	0	0	1	1	0	0	0.0
Team											15	13	28					8				
Total		9	1825		231-508	.455	62-193	.321	156-234	.667	99	224	323	35.9	162	2	126	107	36	46	680	75.6
Opponents		9	1825		227-539	.421	85-237	.359	161-209	.770	107	214	321	35.7	173	3	119	89	31	56	700	77.8

Team Statistics

	MO	OPP
Scoring	680	700
Points per game	75.6	77.8
Scoring margin	-2.2	-
Field goals-att	231-508	227-539
Field goal pct	.455	.421
3 point fg-att	62-193	85-237
3-point FG pct	.321	.359
3-pt FG made per game	6.9	9.4
Free throws-att	156-234	161-209
Free throw pct	.667	.770
F-Throws made per game	17.3	17.9
Rebounds	323	321
Rebounds per game	35.9	35.7
Rebounding margin	+0.2	-
Assists	126	119
Assists per game	14.0	13.2
Turnovers	107	89
Turnovers per game	11.9	9.9
Turnover margin	-2.0	-
Assist/turnover ratio	1.2	1.3
Steals	46	56
Steals per game	5.1	6.2
Blocks	36	31
Blocks per game	4.0	3.4
Winning streak	1	-
Home win streak	2	-
Attendance	58106	48234
Home games-Avg/Game	5-11621	4-12059
Neutral site-Avg/Game	-	0-0

Team Results

Date	Opponent		Score	Att.
01/03/2026	Florida	W	76-74	12746
01/07/2026	at Kentucky	W	73-68	19085
01/10/2026	at Ole Miss	L	69-76	7859
01/14/2026	Auburn	W	84-74	10916
01/17/2026	at LSU	L	70-78	7816
01/20/2026	Georgia	L	72-74	11065
01/24/2026	Oklahoma	Wot	88-87	10852
01/27/2026	at Alabama	L	64-90	13474
01/31/2026	Mississippi St.	W	84-79	12527

TEAM STATS	POINTS	FG PCT	3PM/G	3FG PCT	FTM/G	FT PCT	REBS	ASSTS	T/O	PTS AGNT	FG PCT D	3P PCT D	BLKS	STLS
	80.4	49.3	7.5	34.7	16.1	67.4	36.7	14.6	12.5	74.0	41.9	36.4	3.5	7.0
SEC RANK	13	2	13	7	13	16	13	11	15	6	5	16	12	8

**0 // ANTHONY ROBINSON II // JR**


POINTS	ASST	FG PCT	3P PCT	FT PCT
9.3	3.4	40.4	26.1	67.1
CAREER BESTS PTS: 29 • REBS: 11 • ASST: 10 • STL: 6 • BLK: 2				

Team captain • SEC All-Defensive Team honoree – only returner from last season • Ranks 73rd nationally with 1.9 steals • Leads Tigers with 3.4 assists.

**1 // AARON ROWE // FR**

POINTS	ASST	FG PCT	3P PCT	FT PCT
0.0	0.0	0.0	0.0	0.0
CAREER BESTS PTS: 0 • REBS: 0 • ASST: 0 • STL: 0 • BLK: 0				

Ranked as high as the nation's No. 53 recruit • Three-time all-state honoree.

**5 // T.O. BARRETT // SO**

POINTS	ASST	FG PCT	3P PCT	FT PCT
7.4	2.6	51.8	26.1	84.4
CAREER BESTS PTS: 21 • REBS: 8 • ASST: 4 • STL: 3 • BLK: 1				

Averaging 13.8 points, 5.0 rebounds and 3.3 assists over the last six games • In his first collegiate start on Jan. 24, tallied a career-best 21 points versus Oklahoma.

**6 // ANNOR BOATENG // SO**

POINTS	REBS	FG PCT	3P PCT	FT PCT
2.7	1.8	31.8	25.0	50.0
CAREER BESTS PTS: 12 • REBS: 5 • ASST: 1 • STL: 2 • BLK: 1				

Out for the season with a left leg injury • Scored in double figures in back-to-back games versus South Carolina State and Cleveland State.

**7 // TRENT BURNS // R-FR**

POINTS	REBS	FG PCT	3P PCT	FT PCT
1.5	1.0	50.0	16.7	50.0
CAREER BESTS PTS: 7 • REBS: 3 • ASST: 1 • STL: 0 • BLK: 1				

Missed first six games with an injury • Made his collegiate debut on Nov. 25 versus South Carolina State with seven points, three boards and one block.

**11 // TRENT PIERCE // JR**

POINTS	REBS	FG PCT	3P PCT	FT PCT
9.0	3.4	46.7	40.5	72.7
CAREER BESTS PTS: 24 • REBS: 8 • ASST: 5 • STL: 4 • BLK: 1				

Team captain • Missed first 13 games with an injury • Scored a season-best 18 points in Mizzou's win over Auburn, matching a personal-best with five made 3-pointers.

**12 // SEBASTIAN MACK // JR**

POINTS	REBS	FG PCT	3P PCT	FT PCT
7.0	1.3	40.7	27.3	67.7
CAREER BESTS PTS: 27 • REBS: 7 • ASST: 6 • STL: 5 • BLK: 1				

Scored a season-best 17 points versus Illinois • Averaged 10.8 points in two seasons at UCLA • Led the Bruins in free throws in both of his seasons – making a combined 226.

**14 // JEVON PORTER // SR**

POINTS	REBS	FG PCT	3P PCT	FT PCT
6.2	4.0	49.1	25.0	64.7
CAREER BESTS PTS: 30 • REBS: 14 • ASST: 9 • STL: 5 • BLK: 4				

Missed last 10 games with an injury • Recorded his first double-double as a Tiger on Nov. 20 with 19 points (shooting 9-of-9) and 12 rebounds • Brother, Michael, currently plays for the Nets.

**15 // SHAWN PHILLIPS JR. // SR**

POINTS	REBS	FG PCT	3P PCT	FT PCT
7.7	5.1	70.5	0.0	45.5
CAREER BESTS PTS: 17 • REBS: 14 • ASST: 3 • STL: 2 • BLK: 4				

First on Mizzou and seventh in the SEC with 1.45 blocks per game • On pace to set the school's field-goal percentage record • First Tiger to record double-double in Mizzou debut in four years.

**17 // JAYDEN STONE // GR**


POINTS	REBS	FG PCT	3P PCT	FT PCT
14.6	5.3	52.1	39.5	75.9
CAREER BESTS PTS: 36 • REBS: 12 • ASST: 10 • STL: 6 • BLK: 2				

Ranks second on the team in scoring and rebounding plus fourth in assists • Tallied 15.4 points and 5.8 rebounds in nine games since return from injury.

**24 // NICHOLAS RANDALL // FR**

POINTS	REBS	FG PCT	3P PCT	FT PCT
0.6	1.1	21.4	0.0	50.0
CAREER BESTS PTS: 3 • REBS: 4 • ASST: 1 • STL: 1 • BLK: 1				

Ranked as high as the No. 78 recruit • Helped Vashon High School to three state titles • 2024 Missouri High School Player of the Year.

**25 // MARK MITCHELL // SR**

POINTS	REBS	FG PCT	3P PCT	FT PCT
17.5	5.5	53.7	26.5	65.7
CAREER BESTS PTS: 31 • REBS: 14 • ASST: 6 • STL: 5 • BLK: 3				

Team captain • Named to Oscar Robertson Trophy Preseason Watch List • One of 11 players nationally to total 375 points, 120 rebounds and 70 assists.

**35 // JACOB CREWS // GR**

POINTS	REBS	FG PCT	3P PCT	FT PCT
10.8	4.3	50.3	46.2	80.5
CAREER BESTS PTS: 35 • REBS: 17 • ASST: 3 • STL: 4 • BLK: 2				

Scored his 1,000th career point on Nov. 25 • Leads Mizzou with 47 made triples, while ranking 12th nationally with his 46.2 percent 3-point mark (minimum 2.0 made triples per game).

**45 // LUKE NORTHWEATHER // JR**

POINTS	REBS	FG PCT	3P PCT	FT PCT
3.1	2.5	46.7	41.9	57.1
CAREER BESTS PTS: 10 • REBS: 10 • ASST: 3 • STL: 2 • BLK: 2				

Scored in double figures on Nov. 28, reaching the mark for the first time as a Tiger • Collected a career-best 10 rebounds versus VMI, his first collegiate start.